

12984

(1) 上海物價年刊

民國二十七年

AN ANNUAL REPORT OF SHANGHAI
COMMODITY PRICES

1938

國定稅則委員會

NATIONAL TARIFF COMMISSION

CHINA

BC

29.6

2

國幣一元二角
Price \$ 1.20

116
 117
 118

勘 誤 表

Errata et Corrigenda

<u>頁數</u> Page	<u>行數</u> Line	<u>誤</u> Error	<u>正</u> Correction
8	6	而當地所消費之食二	而當地所消費之食物
8	7	生活費於二十七年物月以後	生活費於二十七年二月以後
82	福州指數基期	June-Dec. 1936	June-Dec. 1935
82	Foochow, base period	June-Dec. 1936	June-Dec. 1935



目 次

Contents

	Page
凡例	i
二十七年上海物價概況	1
上海躉售物價：	Wholesale Prices of Commodities in Shanghai:
糧食類	32 Cereals
果實蔬菜及藥草類	35 Fruits, Vegetables & Medicinal Herbs
畜產類	39 Animal Products
水產類	42 Fishery & Sea Products
菸草類	44 Tobacco
酒及汽水類	45 Wines, Spirits & Table Waters
茶及其他飲料類	46 Tea & Other Beverages
糖類	47 Sugar
木材類	48 Wood
化學原料及製品類	49 Chemicals & Preparations thereof
染料及顏料類	53 Dyes & Pigments
油類膠蠟及其製品類	55 Oils, Gums, Rasins, Glues, Wax & Manufactures thereof
紙類	59 Paper
棉及棉製品類	61 Cotton & Cotton Goods
麻及麻製品類	67 Flax, Hemp, Jute & Manufactures thereof
毛及毛製品類	68 Wool & Woollen Goods
絲及絲製品類	70 Silk & Silk Goods
煤炭類	72 Coal & Charcoal
金屬及其製品類	74 Metals & Metal Products
陶瓷玻璃類	79 Earthenware, Chinaware, Enamelledware, Glass, etc.
電料類	80 Electrical Supplies
雜類	81 Miscellaneous
附錄：	Appendices:
一. 各都市躉售物價指數表	82 I. Index Numbers of Wholesale Prices in Leading Cities
二. 日本物價指數表	84 II. Index Numbers of Prices in Japan
三. 主要各國躉售物價指數表	85 III. Index Numbers of Wholesale Prices in Leading Countries
四. 各都市生活費指數表	86 IV. Index Numbers of the Cost of Living in Leading Cities
五. 上海躉售物價分類指數表一	88 V. Index Numbers of Wholesale Prices in Shanghai, by Groups (I)
六. 上海躉售物價分類指數表二	89 VI. Index Numbers of Wholesale Prices in Shanghai, by Groups (II)
七. 上海生活費分類指數表	90 VII. Index Numbers of the Cost of Living in Shanghai, by Groups
八. 上海拆息錢市及金銀市價表	91 VIII. Rates of Interest, Subsidiary Coins, & Prices of Gold & Silver
九. 上海國外匯兌市價表	92 IX. Foreign Exchange Rates in Shanghai
十. 法幣發行數額表	93 X. Amount of Notes Issued by Leading Banks

凡 例

- 一 上海物價年刊原爲上海貨價季刊，民國十二年至二十二年按季出版，自二十三年起改爲年刊。
- 二 本刊所載上海躉售物價係每月一日及十五日之平均，至於上海物價月報內載之躉售物價表，乃編製指數所用，則係十五日之市價，微有出入。
- 三 本刊所載上海躉售物價係國幣價，其在民國二十二年三月廢兩改元以前按規元銀論價者，亦按當時洋釐換算爲國幣價。
- 四 上海市場自民國二十二年三月先後推行度量衡公制（即市用制），但上海與內地彼此交易時，猶有沿用舊制者，本年刊所載物價，對於各品之已改公制單位者，所有以前舊制單位亦一律折爲公制單位，其各品之沿襲舊制單位者，則分別附註兩種單位之折合率。
- 五 本刊所列物品，關於種類，牌號，產地，因新陳代謝，有更換之必要時，以其品質相似者代之，並於附註內分別聲明。

PREFATORY NOTE

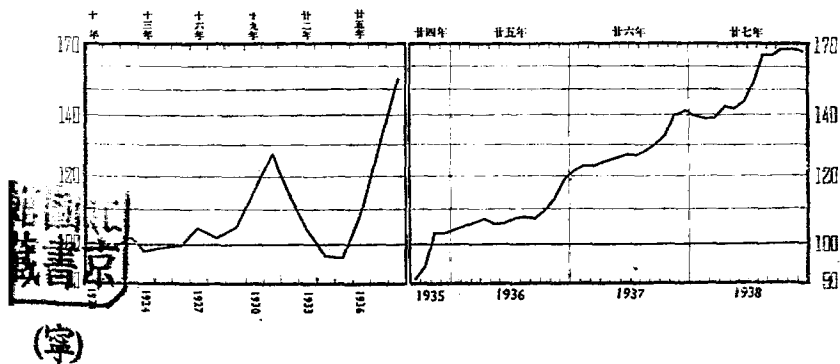
1. The publication of the "Annual Report of Shanghai Commodity Prices" began in 1934. It was to replace "The Shanghai Market Prices Report," a quarterly publication from 1923 to 1933.
2. The prices of commodities in this Report refer to averages of quotations prevailing on the 1st and the 15th of each month; those in the "Prices and Price Indexes in Shanghai" used in the compilation of indices are those of the 15th only.
3. The tael quotations prior to March, 1933 when the tael was abolished have been converted into dollar quotations according to the rates then prevailing.
4. Ever since March, 1933 the new system of weights and measures have gradually come into use in Shanghai. But in transactions between Shanghai and inland the old system is still being used. In this Annual, in all cases where the new system is in use, due conversion has been made. But in those cases which still go by the old system, the rate of conversion from the old system to the new, in each case, is given in the footnote.
5. In this Report, descriptions of commodities as to kind, brand or grade, country of origin or place of production, etc. are given in detail. Should there be need of change arising from the change of brand, or origin, etc., commodities of similar qualities are substituted for those replaced, and the substitution in every case is explained in the footnote.

二十七年上海物價概況

劃分四期之戰前物價——戰時物價漲落之因素——國幣對外價值及其對內價值所跌幅度之比較——各都市戰時躉售物價之比較——日本戰時物價及物價統制——各類及各品躉售物價之動態——重慶及上海各品躉售物價——上海躉售物價指數及生活費指數——上海兩種生活費指數之比較

上海躉售物價指數起編於民國十年，歷史稍淺，而從其趨勢觀之，大體可分四期：自民國十年至十八年為物價安定時期，其間雖漲多於跌，而每年漲落百分率至多不過5.7%^(註一)；十九年及二十年為漲勢物價時期，世界經濟衰落始於十八年十月間，歐美金本位各國之物價水準先後暴落^(註二)，而我國以銀本位故，受金貴銀賤之掩護，物價非但不跌，且於兩年間分別漲10%內外^(註三)；自二十一年至二十四年為世界經濟衰落之狂瀾波及我國之時期，亦即跌勢物價時期，其間以二十一年之跌勢為最烈，計比二十年跌11%；自二十五年至二十七年復為漲勢物價時期，最後兩年各比其前一年間漲19%，變動之劇，前所未有也。在此一時期中，復可根據月指數分為三段：自二十四年九月至二十五年九月之一年間，物價漲18%，放棄銀本位施行法幣而後，通貨緊縮之痛苦，為之稍紓，全國經濟於焉復蘇；自二十五年十月至二十六年六月之九個月間，物價漲16%，是時世界經濟一度繁榮，各國物價無不騰漲，我國物價隨之向上，農工商業俱有起色；自二十六年七月至二十七年十二月之一年有半間，物價漲32%之多，漲勢之劇，與一九一四年歐戰發生後一年半間之英國物價不相上下^(註四)，此則中日戰事之影響使然，統計學上所謂意外變動，出於特殊原因，為平時物價指數所不經見者也。

圖 一



戰時物價之暴漲，有由於物品方面者，亦有由於通貨方面者。以一年有半以來物價水準繼續增高之趨勢觀之，一若有上漲之因素，並無下落之因素，然按諸事實，亦不盡然。試將漲落兩種因素，舉要於下。

(一)物價上漲之因素：

1. 戰區工廠多數被燬，其倖存者亦尚在停頓之中，上海之外商工廠，及租界以內或其附近之華商工廠，下半年以來先後恢復，但比較戰前之全市生產相去猶遠(註五)。原料產品所受影響雖較輕於工業產品，而戰氛所至，民不安居，耕失其時，物資缺乏，勢所必然。
2. 水陸交通重重阻礙，輾轉運輸，費輒數倍(註六)，兵險尤多。
3. 淪陷區域之人民備受非法徵斂非法統制之壓迫(註七)，商品成本額外增高。
4. 商賈居奇壟斷，本為戰時所不免，我國工商組織猶苦散漫，又當敵軍深入之時，統制方法未能推行盡利。上海為一國際市場，自由競爭無異平時，不但久於其業者乘時操縱，一般投機之徒亦且因緣為利。

(二)物價下落之因素：

1. 兵燹之餘，人民購買力大都低降。
2. 英美物價皆屬跌勢(註八)，其輸入品之原價以英鎊或美金計之，比較中日戰事以前，猶為低減。日本物價雖高於戰前，而流入上海之日本銀行券與國幣之兌換率，以是年年底而言，比日券正式匯率約低38%(註九)，輸入日貨之以此項日券抵付貨款者，成本為之壓低。
3. 海關稅則未受干涉以前，私貨充斥於市，既受干涉以後，進口稅率平均減低三分之一左右(註十)。

一年有半以來之物價，有上漲之因素，亦有下落之因素，並存其間，於此可見。然一般物價之水準，終於節節上升者，無他，下落因素之勢力不敵上漲因素之堅強，而一方面之通貨對外價值，復趨跌落故也。

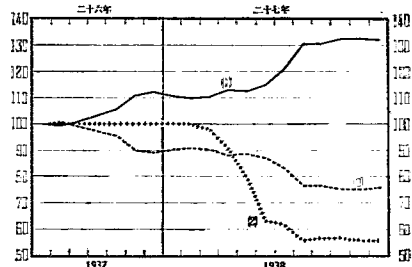
所謂通貨對外價值之跌落，實言之，即國幣對於外幣之購買力比較減低也。我國法幣制度原與英鎊聯繫，去秋抗戰之初，為防止資金逃避起見，雖有安定金融辦法，限制商民提取存款(註十一)，而國幣對於英匯仍維持一先令二辨士半之標準，本年三月十日所謂「聯合準備銀行」在

平開業，預發鈔券，意圖破壞國幣，我乃於三月十四日施行外匯管理。供給外匯之數既非無限，自由匯率遂脫離法定匯率逐月步跌，六月以降，對於進口貨物限制加嚴，對於主要出口貨物所取得之外匯亦施管理(註十二)，而自由匯率與法定匯率之差亦愈遠，迄於八月，乃低至八辨士而弱，入九月後稍轉平穩，站定於八辨士之水準，以至歲杪，無甚變動。此九閱月以來外匯步跌之大略情形也。外匯既跌，物價水準遂亦上漲，換言之，即國幣之對內購買力隨對外價值——對外幣之購買力——之後而跌落也。其先後呼應之程度，可於下圖窺見一斑。

如圖二所示，物價線與國幣對內價值線趨勢相反，以物價漲即幣值跌也。國幣對內價值線與對外價值線趨勢相同，而前者跌落之程度較為和緩，且較後，是蓋有故：其一，指數所包括者雖以國際商品(輸入品或輸出品)為多，亦有一小部分國內產銷商品在內，其與外匯之關係較為疏遠；其二，國幣發行數額截至二十七年六月為止計1,726,998,000元，比較戰前即二十六年六月之1,407,202,000元(註十三)，計增22.7%。下半年尚無正式報告，大約增發二億至三億元，年終之發行總數當在二十億元之譜，比較戰前所增亦無過42.1%，其所及於物價之影響自與通貨過度膨脹者，有程度上之差別也。

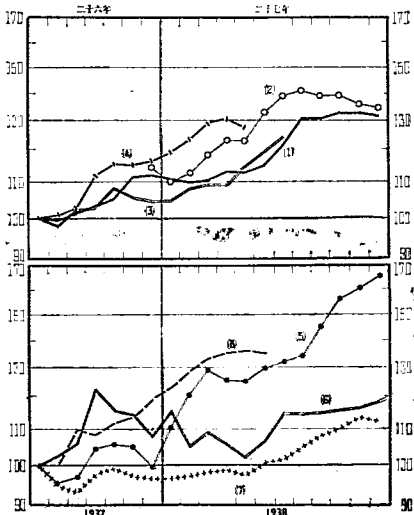
其他各都市之物價指數，戰事以來或已停編，或有闕文(註十四)。如圖三所示(並

圖二



(1) 上海貨物價指數。 (2) 國幣對外價值。
(3) 國幣對內價值。

圖三



(1) 上海。 (2) 天津。 (3) 廣州。 (4) 漢口。 (5) 重慶。 (6) 瀋陽。
(7) 南寧。 (8) 西安。

參照附錄一)，物價水準高於上海者，為戰時首都所在之重慶，及侵占區域之天津，其二十七年十二月之指數比較戰前(二十六年六月)，重慶漲66%，天津35%(註十五)；低於上海者，為福州，南寧，其二十七年十二月之指數比較戰前，福州漲18%，南寧則12%而已。重慶物價較高，由於運費奇昂及人口驟增；天津物價較高，則所謂聯合準備銀行券發行以後，通貨增多所致(註十六)；福州，南寧未受戰事之直接影響，故其物價漲率比較為低焉。

日本銀行券及輔幣券之流通額(註十七)，在戰前即二十六年(昭和十二年)六月為1,820,578,961圓，二十六年年底為2,483,054,821圓，計增36.4%；二十七年年底為3,024,969,215圓，又比二十六年年底增21.8%。通貨膨脹之程度原不為淺，然其躉售物價之水準，以二十七年十二月比二十六年六月，漲率最小之指數僅增7%，漲率最大之指數亦無過16%(註十八)，則施行物價統制之故。日本之戰時物價統制，最初以抑制主要物品之壟斷居奇為目的，所謂暴利取締令也(註十九)。取締物品初為十六種，嗣復擴充十種。至於價格則在行政官廳監督之下，由各同業公會自行協定，此為自治的物價統制之時期。迨二十七年七月間，乃更進一步施行物品販賣價格取締規則，而入於公定價格之時期。其要點有二：(一)凡經官廳指定價格之物品，不得超過此項指定價格；(二)此外一般物品之販賣者，有於公衆易見之處，標明其販賣價格之義務。截至是年十二月為止，陸續指定販賣價格者，計四十八種。物價指數之漲率所由輕微者，蓋指定價格之物品雖什九有暗市，而指數所根據者，則無非表面之物價，或名同而實遜之商品也。零售物價統制較寬，故其漲率高於躉售，約比戰前增25%。

以上略將上海躉售物價總指數分別比較，至於各類及各品價格之變動，試列表於下：

表 一

	指 數 (十五年 = 100)				漲 落 百 分 率		
	二十六年六月	二十六年 下半年平均	二十七年 全年平均	二十七年 十二月	二十六年下半年 年平均比 二十六年六月	二十七年全年 平均比 二十六年六月	二十七年 十二月比 二十六年六月
糧 食	105.6	115.4	120.9	118.4	+ 9.3	+14.5	+12.1
其他食物	139.2	151.5	169.8	185.1	+ 8.8	+22.0	+33.0
紡織品及其原料	110.5	106.4	120.8	131.2	- 3.7	+ 9.3	+18.7
金 屬	180.5	193.5	230.9	274.4	+ 7.2	+27.9	+52.0
機 料	140.5	174.3	240.9	270.8	+24.1	+71.5	+92.7
建築材料	135.1	139.3	168.0	190.0	+ 3.1	+24.3	+40.6
化學品	137.7	153.4	195.2	210.0	+11.4	+41.8	+52.5
雜 類	117.3	119.6	133.8	145.5	+ 2.0	+14.1	+24.0
總 指 數	126.1	133.1	153.6	166.6	+ 5.6	+21.8	+32.1

上海物價年刊
表二

5

上海舊物價漲落百分率(二十七年十二月比二十六年六月)

高於平均漲率(總指數) 32.1%者		低於平均漲率(總指數) 32.1%者	
物 品	百分率	物 品	百分率
烟葉(開平盾).....	+177.0	漆油\$	+31.8
苧麻(武穴;沅江).....	+171.6	×報紙,有光紙	+30.5
黑頭(二蕪).....	+150.0	×糖.....	+30.2
白菜(標江).....	+150.0	×麻布.....	+28.9
×烟葉(新江盾,松浦塊煤,餘田統煤\$).....	+138.0	×豆餅.....	+28.0
石灰.....	+132.4	×香煙(老刀,大英).....	+26.6
鮮雞蛋.....	+127.9	×鉛.....	+25.8
×菸葉(許州).....	+127.3	×麵粉(V字牌*,麥牌).....	+25.1
綠茶.....	+126.7	×紗.....	+25.0
龍口粉.....	+124.5	×馬達油.....	+24.1
×副淡桐油.....	+117.9	×桐油*.....	+24.0
×白鐵(東京).....	+109.5	×棉布(潔白布\$,羽綢).....	+23.5
×鐵絲網(平白鐵,白鐵絲).....	+107.0	×麵粉(綠兵船,老車,雙馬*).....	+22.9
×菸葉(美國).....	+100.0	×苞米.....	+22.5
×燕窩.....	+89.5	×小麥(漢口*,火車).....	+21.7
雞蛋白.....	+84.2	×淨針.....	+20.9
×石鹼.....	+77.8	×牛肉.....	+20.0
×純鹼.....	+68.3	×火酒.....	+20.0
鹹鹼.....	+64.3	×棉布(粗布*,細布*,花標,粗細,紋,補,西貢呢\$).....	+18.1
乾蘭.....	+63.3	×啤酒.....	+17.6
×染料(藍粉,藍油,普光元).....	+61.9	×呢綢(直貢呢,麥爾登呢).....	+16.4
×硫磺.....	+61.2	×套鞋.....	+16.1
×黑漆.....	+60.0	×紅藍*.....	+15.9
×木條(鐵(馬口鐵,黑鐵管).....	+56.4	×黃豆(大連*,河南,火車).....	+15.6
火柴.....	+56.3	×電燈泡.....	+15.4
生漆.....	+56.0	×木材(花旗松板,覆安板,柚木).....	+15.3
木材(杉木,建松板).....	+55.3	×羊毛.....	+15.0
法西釘.....	+54.8	×花生仁.....	+13.9
紹酒.....	+53.8	×肥皂.....	+13.0
明礬.....	+51.4	×福米(江西樓呢*,塔港米*).....	+12.7
×煤油,汽油,柴油.....	+49.7	×硫磺.....	+12.2
×白蘭地酒.....	+48.1	×棉.....	+12.1
錫.....	+46.8	×洋燭.....	+11.9
蠶絲(乾標,白標,黃標*).....	+45.2	×水泥.....	+11.8
×棉織品.....	+43.4	×紗(十六支,二十支,三十二支,四十二支).....	+11.4
×茶葉.....	+42.8	×棉花(陝四棉\$,通州棉,火標棉,餘統棉).....	+10.2
×牛皮(生黃牛皮\$,白藍皮).....	+42.7	×菜碗.....	+ 9.0
白芝麻.....	+41.5	×淨米(西貢米,蘇黨米*).....	+ 8.3
×鋼(圓鋼,船鋼板).....	+39.9	×金針菜.....	+ 8.0
×玻璃.....	+37.3	×黑豆.....	+ 7.3
×豬鬃.....	+36.6	×羊肉.....	+ 7.1
×柴\$.....	+35.7	×豬肉.....	+ 6.7
×淡牛乳.....	+34.0	×豆油.....	+ 6.1
		×福米(港河樓呢,蘇同樓呢).....	+ 3.8
		×布傘.....	+ 2.8
		×白糖(粗砂白,車白糖).....	+ 1.9
		×咖啡.....	+ 1.4
		×豌豆.....	± 0
		×鱈門魚.....	± 0
		×補抄(十支).....	- 0.8
		×小麥(美國*).....	- 1.6
		×生油*.....	- 1.7
		×啤酒.....	- 2.6
		×蠶豆*.....	- 3.7
		×糯米(常河樓元).....	- 5.7
		×火腿.....	- 6.8
		×夏布*.....	- 7.9
		×毛織品.....	- 8.1
		×煎茶.....	- 9.1
		×麵(白湖標,廣標).....	-10.5
		×赤糖.....	-14.2
		×熟皮.....	-18.7
		×人造.....	-28.3

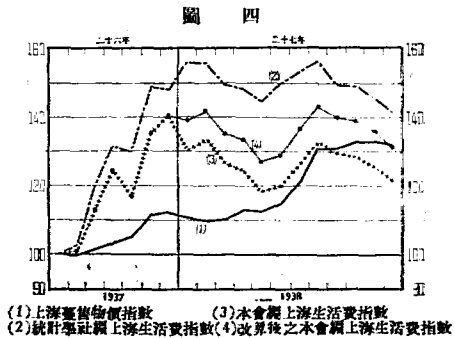
表內各品二十六年六月及二十七年十二月市價,見上海物價月報。原表物品共153項,茲分別歸併,以便比較。其中統計一項係舊幣代印度綢,品質不同,未列入。
 紅茶市價二十七年一月以後無市,係舊價;自二十七年六月起暫用香港市價,按港幣與國幣之法定匯率折合國幣,不另加稅。
 *進口貨。 *二十七年十二月係虛設。 § 二十七年十二月係推算價。

類與紡織品。以二十七年十二月比較戰前，糧食類漲12%。其中白米之漲率自3.8%（粳米）至8.3%（洋米），麵粉漲率較高，自23%至25%（表二）。紡織品及其原料漲18.7%。其中棉花在二十七年九月，棉紗二月，絲五月以前，猶低於戰前（註二十），棉花（通州棉，市秤百斤）由28.50元之最低價（二十七年一月）漲至53.75元（二十七年十二月），棉紗（二十支金城，包）由260元之最低價（二十七年一月）漲至345元（二十七年十二月），絲（滬白廠經，磅秤百斤）由780元之最低價（二十六年九月至二十七年一月）漲至1,530元（二十七年十二月）。除生產減少，運輸困難為漲價之共同因素外，棉花以華北非法統制之影響為多，絲以額外需索繁重，海外市況轉好，而外匯又頻跌之故（註二十一），棉紗則以英、日、華各處紗廠已復工者所有之紗錠併計，二十七年年底約三百萬錠，僅當戰前之六成，供不敷求為數鉅鉅也（註二十二）。人造絲在此一年有半中，除二十六年十月外，皆低於戰前。先是絲織廠尚未恢復，需要無多，漏稅私貨復充斥於市，繼而進口稅率減低甚鉅也（註十）。其六，其他食物類之綠茶，雜類之桐油，市價初猶低於戰前，綠茶自二十七年五月，桐油自同年七月乃步漲（註二十三）。上述兩種皆為政府統制之首要出口貨。其七，各品價格異常分歧，與平均數（總指數）相距頗遠（表二）。足見除通貨之共同因素而外，各個物品各自有其供求雙方複雜之背景。其中進口貨物平均（算術平均）漲價41%，國內產製貨物平均亦漲價36%，僅稍遜於進口物價之漲率，蓋國內產製貨物除少數專銷本國者外，多與輸出貿易有聯帶關係，其物價亦隨外匯之跌度，相當上漲，且國內製品之原料，以內地運輸困難，仰給於國外者，戰時更多於平時，其成本亦受外匯跌落之影響而增高有差也。其八，重慶物價比較戰前之漲率高於上海，已於上文所述兩處之總指數窺見一斑，由表三所列一部分個別物價比較觀之，上海除煤以外，比較戰前無漲過一倍者，重慶則漲價在一倍以上乃至二倍又七成者，有十品之多，皆製成品，泰半仰給於國外或外省者

也（註二十四）。重慶跌而上海漲者，皆為當地農產或原料。兩地物價所由分歧，以運費為要素，概可想見。

戰前戰時躉售物價之水準，既如上述，下文當就生活費指數之變動及其與躉售物價之關係，略說明之。

如圖中（一）（二）（三）線所示



(參照附錄四及五)，生活費指數之變動與躉售物價指數互有異同：其一，以二十六年下半年而言，生活費與躉售物價之漲勢，雖皆始於戰事初期之八九月，而生活費反比躉售物價為引前。又是年下半年之高峯雖同在歲杪，而後者所漲不過12%，生活費則增40%（第三線）至48%（第二線）。躉售物價之動態，大抵敏銳而引前，零售物價較遲鈍而曳後。今之異乎所云者，無他，淞滬之役首尾三月，當時長江交通，鎮江以上業經封鎖，沿海航路且曾斷絕月餘，其後雖有一部分復航，然限於外籍商輪，陸路交通亦多故障，上海與內地間幾無商業可言，而當地所消費之食二，燃料，則以四郊烽火，供不應求，零售物價水準遂駕躉售而上之也。其二，生活費於二十七年物月以後步降至五月之最低點，然後轉而上升，躉售之漲勢則發軔於三月，外匯管理伊始之時，零售物價與外匯之關係，原不若躉售物價之密切也。其三，躉售物價之漲勢，以二十七年七八兩月為劇烈，生活費亦同，九月以後，躉售物價之漲勢雖稍和緩，而仍繼續升至十月之最高峯，然後站定，生活費則逐月下降，以迄歲杪。蓋食物為生活費之主要類目，而米又為食物類之主要項目，是年秋收豐稔，復當新穀登場之頃，米價轉跌，蔬菜供給增多，價亦低減之故。其四，總觀躉售物價與生活費一年有半以來，累積增高之結果，躉售漲32%，生活費則兩種指數結果不同，一漲21%，低於躉售物價之水準，一漲45%（二十七年十二月），高於躉售物價之水準。同一市區之生活費指數，而彼此分歧，其故安在？

圖四所列生活費線，高者為中國統計學社所編，低者本會所編。統計學社之指數，原為上海市社會局所編製，「八一三」戰役以後，該局停頓，指數一度中輟，嗣由統計學社為之續編，即今所引用之指數也（附錄四）。兩處指數之基期及計算指數之始期，雖同為民國十五年，而起編年月略有先後。本會指數所採權數，係根據十六年十一月至翌年十月之紗廠工人家計調查，統計學社之指數所採權數，係根據民國十八年一月至十九年三月之上海各業工人家計調查；計算指數之公式，前者為加權算術平均法，後者為加權總合法；分類雖相同，而各類包括之物品頗有出入，所得指數不無大同小異之處，亦固其所。惟在戰前兩處指數趨勢相同，而本會指數常較高，今則本會指數常較低，且其距離在二十六年下半年猶屬無多，而自二十七年一月以降，相去愈遠，欲明其故，當於分類指數求之。

表 四

	食 物		衣 著		房 租		燃 料		雜 類		總 指 數	
	I	II	I	II	I	II	I	II	I	II	I	II
生活費指數：												
二十六年六月	104.0	97.82	108.9	112.91	109.4	112.56	129.7	147.46	163.4	130.96	119.0	106.95
二十六年下半年平均	136.3	133.86	106.2	117.10*	109.4	112.56	189.5	230.84	180.9	146.40	144.9	139.26
二十七年全年平均	137.4	129.47	119.7	126.54*	109.4	289.14	226.2	242.59	185.4	164.20	150.5	160.60
二十七年十二月	126.0	118.71	120.8	136.37*	109.4	301.56	211.1	235.16	192.7	167.59	144.6	154.93
比二十六年六月漲落百分率：												
二十六年下半年平均	+31.1	+36.8	- 2.5	+ 3.7	± 0	± 0	+46.1	+56.5	+10.7	+11.8	+21.8	+30.2
二十七年全年平均	+32.1	+32.4	+ 9.9	+12.1	± 0	+156.9	+74.4	+64.5	+13.5	+25.4	+26.5	+50.2
二十七年十二月	+21.2	+21.4	+10.9	+20.8	± 0	+167.9	+62.8	+59.5	-17.9	+28.0	+21.5	+44.9

I 本會編。

*戰前數字。

II 中國統計學社編。

如表四所示，食物類之漲率彼此最相接近，燃料類之漲率，互有上下。衣着類除二十六年下半年漲落相反外，本會指數為低。雜類在比較各時期中，亦皆本會指數為低。上述二類指數較低，雖足影響於總指數，而彼高此低之主要原因，猶不在此，而在於房租。何則，入歲以來，上海兩租界人滿為患（註二十五），房租暴漲。統計學社二十七年調查之結果，十二月比較戰前驟增167.9%，即增一倍又七成弱。本會則因前所取樣調查之工人住宅，兵燹之後，所存者寡，而重行取樣，進行上又有窒礙。不得已始沿襲戰前之舊指數，遠低於戰時之實際房租，總指數亦隨之而偏低矣。

圖四所列改算後之本會生活費指數（第四線），係將統計學社所調查二十七年之房租指數代入改算而得，其結果二十七年平均由原指數150.5（即比戰前增26%）升至162.1（即比戰前增36.0%），二十七年十二月由原指數144.6（即比戰前增21.5%）升至157.0（即比戰前增31.7%）。房租之權數在五類中雖屬最小（7.5%），而以其漲率過鉅，總指數卒為所左右而高下懸殊至此。至於改算後本會指數比較戰前之漲率，仍低於統計學社之指數者（圖四），蓋由於編製方法之參差，當此戰時物價變動無常，調查日期之先後與調查次數之疏密，足使雙方結果分歧之程度，亦不可以常態時期為例，所不待言。

各都市二十七年之生活費指數，漢口，西安皆闕有間，年終比較戰前，成都所漲不及一成，南寧二成而強，詳見附錄四，茲不縷述。

第 1—9 頁附註：

(註一) 上海舊售價總指數之逐年漲率百分率如下：

民國十一年.....	-5.7	十七年.....	2.6	二十三年.....	6.5
十二年.....	+3.4	十八年.....	+2.8	二十四年.....	0.7
十三年.....	+4.0	十九年.....	+9.9	二十五年.....	+12.6
十四年.....	+1.4	二十年.....	+10.3	二十六年.....	+19.0
十五年.....	+0.7	二十一年.....	+11.4	二十七年.....	+19.0
十六年.....	+4.4	二十二年.....	7.7		

(註二) 參照二十六年上海物價年刊附錄二。

(註三) 進口稅改徵金單位自十九年二月一日實行，其後復一度修改稅則，於同年十二月二十九日公布施行，各品稅率稍當提高，亦為物價見漲之因素。

(註四) 交通舊售價在歐戰期間之逐年漲率如下(根據 Statist 指數)：

一九一五年平均比一九一四年一月至七月平均.....	+31%	一九一八年平均比一九一七年.....	+10%
一九一六年平均比一九一五年.....	+27%	一九一九年平均比一九一八年.....	+7%
一九一七年平均比一九一六年.....	+29%		

(註五) 上海工業所受戰爭損失之概況，據公共租界工部局工業科本年五月所發表之報告，簡要如下：紗布廠華商三十所，損壞者二十三所；日商亦三十所，局部被毀者一，損壞者一；英商六所，損壞者皆不多。華商染織大小一〇九〇所，線襪若毀壞。針織廠五十所，毀壞者十五所，內有一所屬日商，惟九所之機器已於事先他徙。絲廠除設在租界防區以內之四所外，幾全毀，規模較小之絲織廠四百所，毀者約三百所。大規模之化學工業廠九所已毀。皂廠損失甚重，大者六所全毀，日商一所焚燬，最大之英商皂廠一所亦受損，但經修理後已復業。紙廠全毀者五所，損壞甚重者十四所，經修理後而復業者僅四所。印刷廠之最大者三所，損壞頗重者二，移往香港者一。日商二所全毀。小規模者二百所皆毀。華商大紙網廠十八所，全毀者八，外灘有一所受損，經修理後復業。麵粉廠十五所，毀壞者八。木廠二十二所，皆設於租界外，或毀或重損；英商，日商之木廠受毀損者各一，火柴廠四所皆毀壞。火鋸廠一，大鐵廠一，印刷機廠一，科學儀器廠一，皆損壞。機器作坊數百家全毀。橡皮鞋廠三十五所，有已復業者六所，設在租界外之十一所全毀。玻璃廠二十六所，約毀其半。此外有一製罐廠，一教育用具廠，一製麻廠，及其他消費用品之製造廠若干所，亦皆毀壞(“Annual Report of the Shanghai Municipal Council, 1938” p.27—28)。

又據上海某銀行截至二十七年三月底止之調查，上海及其近郊華商工廠所受戰爭之損失，總值國幣155,764,000元。其中85,484,000元係二十六年上海作戰三個月內之損失，70,280,000元係此後日人所佔據工廠四十七所之資本額，惟以上數字尚未完全云(“實物氏評為報”89卷7號212頁)。

又據另一未聲明來源之調查，沿海各省戰區受毀損之工廠計有紡織業255家，金屬工業232家，橡膠業34家，印刷業33家，菸草業24家，製藥業21家，儀器業15家，玻璃業及麵粉業各13家，榨油業，油漆業及造紙業各12家，製革業，燭皂業及搪瓷業各11家，餅乾糖果業10家，其他食品製造業9家，火柴業，煤球業及調味品業各7家，磚瓦業5家，水泥業及風用品業各4家，其他工業18家。以上計779家，損失總值國幣267,709,700元。此項調查據稱截至二十七年二月底止，亦尚未完全云(“國幣勞工週刊”6卷7期18頁)。

公共租界及界外西區之工人數，在二十五年十二月約二十萬人，二十六年同月減為二萬七千人，二十七年同月復增至二十三萬七千人，廠數為四七〇九所(“Annual Report of the Shanghai Municipal Council, 1938” p.30—31)。公共租界及界外西區二十七年年底之工人數雖比二十五年年底尚多三萬七千人，但據上海市社會局二十六年上半年之調查，全市計有工廠5,525所，作坊16,851家，工人六十萬人之數(“國幣勞工週刊”5卷4期14頁)，則不及猶運甚。

(註六) 沿海各口運費比戰前約增40%。太平洋航線之運費，以二十六年十二月比二十五年同月增10%—50%，平均29%；蘇彝士河航線之運費，自二十六年九月三十日起，增5%—50%，平均25%。二十七年皆無變動。以上太平洋及蘇彝士河航線之運費增加百分率，皆以美幣或英幣計，如折為國幣，則所增不止此。其他海外航線之運費，有以國幣規定者，自二十七年四月以後，均改為外幣(二十六年海關中外貿易統計年刊卷一—209頁，二十七年同刊253頁)。

運南航線之運費，據二十七年五月一日太古、禮記、中遠三公司所會訂之運費表，約三倍於戰前(二十八年二月二日申報)。至於鐵路運輸已成路綫計一萬餘公里，今在日軍占據中者三分之二。往來上海以南沿海各口兵隊費，以每百鎊計，自二十七年二月二十四日起出一鎊運至十先令，但廣州仍為一鎊，香港仍為二先令六辨士；往來天津山海關者，兵

除費每百磅原為五先令，自二十七年二月二十四日減至二先令六辨士，并包括上滬及上滬以北各口岸在內（“Finance & Commerce”，Vol.31, No.13, p. 253.）。

長江迄在日軍封鎖中，華中主要內河航路之商輪，由日商所設「上海內河輪船公司」（設於二十七年七月）以財產作為股份之方式，取而代之。該公司屬作為分公司，隸屬於所謂「華中振興公司」，即與「華北開發公司」同於二十七年四月間設立者。

（註七）華北主要出口貨十二品（豬鬃，肉類，蛋品，紙，花邊，髮綢，刺繡品，花生餅，柚子油，羊皮，蔴，棉花）自二十七年三月二日起，輸出日，「滿」以外之第三國及華中，華南各口時，須按匯國幣一元合二先令二辨士之匯率結售外匯。下半年又自行進出口貿易連續制，並將皮革及毛類禁止出口。此外各淪陷區各種非法稅捐，不勝枚舉。

（註八）參照附錄三。

（註九）參照二十八年六月上海物價月報。

（註十）華北各關於二十七年一月二十六日，被追變更稅則。各類進口稅則減低百分率如下：

棉布34—55%，棉紗7—26%，呢絨25—45%，人造絲74%，金屬40—50%，海產品33—60%，茶42%，棉38—53%，非捲筒之印書紙及印報紙40—55%，木材50%，橡皮靴鞋及車輪胎33%，箱裝汽發油每十美加侖由2.1金單位減為1.6金單位，箱裝煤油每十美加侖由1.8金單位減為1.55金單位，米，戰與農業機器及其附件改為免稅。出口稅則亦有十六項獲行減低：豬鬃，蠶絲及未列名紡織纖維各減6%，廢棉花，火蔴，蔴蔴，苧蔴，駝毛，山羊毛，山羊絨毛，綿羊毛各減50%，棉子，胡蘿蔔，棉花，礦砂，生鐵鐵礦及廢鋼鐵改為免稅。江滬關於本年六月一日亦被追施行上述所提改之進出口稅則，並將進口貨中之鮮魚，鹹魚，海帶，瓷器，每平方公尺重不過四百公分之呢絨，一部分鋼鐵片板，大豆，豌豆，未列名肥料（非化學及人造肥料）等項，再予減稅有差，皆日產居多之進口貨或東三省產品。

（註十一）由安定金融辦法而發生之上滬匯票對幣，每千元之貼現率，年中最高62.50元，最低8.60元，詳附錄八。

（註十二）中央銀行自二十七年六月中旬對於供給外匯之進口貨，以部定六十四種之必需品為限，額目未公佈。上滬則對於二十七年一月以後之定貨，未經政府特准者，不得申請。又出口貨或由轉口而再出口之貨物，在規定二十四種以內者（棉油，豬鬃，皮革，茶葉，蛋品，金屬及礦砂，五倍子，皮貨，大黃，桂皮，當歸，羊毛，絲及絲織品，草帽棧，頭髮，苧蔴，腸衣，棉花，花生，芝蔴，烟葉，木材及竹，杏仁，羽毛）所售得之外匯，須按匯法定匯率，換取法幣。

（註十三）中央，中國，交通，農民四行鈔券合計數。

（註十四）廣州於本年十月二十二日，匯口於同月二十五日淪陷，指數中報。

（註十五）南開大學編至二十六年六月為止，同年十二月以後之指數，係日人所設支那問題研究所續編。

（註十六）華北國幣流通額戰前約三億二千萬元，「聯合準備銀行」券之發行額，二十七年終已不下於二億元。

（註十七）包括（一）日本銀行券，（二）朝鮮銀行券，（三）台灣銀行券，（四）輔幣券。又日本銀行券係法匯淨數，即將充作其他銀行券之準備者減去之數。

（註十八）參照附錄二。

（註十九）昭和六年公布之暴利取締令迄於昭和十二年（一九三七）八月，十二月及十三年七月改正施行。

（註二十）參看上海物價月報。

（註二十一）自本年十一月三十日起，華北棉花輸往外國與轉口運往華北以外各口者，同受限制。故華北所產棉花是年運銷華中者不過二十萬担（二十七年海關中外貿易統計年刊卷一上冊222頁）。生絲由湖州運至上海所需「安全費」，每担達105元之多（二十七年十一月十四日申報）。

（註二十二）二十五年年底，全國紗廠產數共約五百萬錠，其中華廠二百七十四萬錠，日廠二百十三萬錠，英廠二十二萬錠；二十七年年底英廠全部閉工，日廠除損失外，有一百六十六萬錠，加入所占華廠五十二萬錠，合計二百十九萬錠。華廠設在上海租界者及新設者有五十萬錠，設在內地者尚有十三萬錠，合計六十四萬錠，僅當戰前四分之一。

（註二十三）紅茶除溫州產品五月間曾有運滬外，概由政府統制，移往香港交易。是年美國桐油市價每磅漲至二角二分。各月市價參看上海物價月報。

（註二十四）二十支棉紗一包由上海運至昆明，所需運費及上下車力59.50元，稅捐55.10元，棧租及保險3.70元，沿途虧耗8元，共計約需126.30元，利息及滙水尚不在內（二十八年四月二十四日申報）。

（註二十五）戰前上海華人人口數，市區二百四十萬人，法租界四十五萬人，公共租界一百十七萬人，近無增減。公共租界工部局衛生處按照二十七年之死亡人數，比較前二年或三年之結果，以估計二十七年之人口數，謂在公共租界內增至二百五十萬或三百萬人（“Annual Report of the Shanghai Municipal Council, 1938,” p.139.）。

A REVIEW OF SHANGHAI COMMODITY PRICES FOR 1938.

A résumé of price movement from 1921-1938: four periods of rise and fall of prices.—Factors contributory to rise and fall of prices in war time.—The fall of the internal and the external value of China's national currency compared.—Wholesale prices of principal cities compared.—Wartime prices and price control in Japan.—General trend of the movement of wholesale prices in respect of groups of commodities and of commodities individually.—Wholesale commodity prices in Chungking and Shanghai.—Wholesale price index and cost-of-living index of Shanghai.—Two series of cost-of-living indices compared.

The story of the compilation of the Shanghai Wholesale Price Index dates from 1921, or the tenth year of the Republic of China. It has covered hardly two decades. Viewed from the trend of price movements, this brief duration, in broad outline, is divisible into four periods:

The first period extends from 1921 to 1929. In this period, prices were, in the main, stable. Rise was frequent, and fall comparatively rare; and the change from one year to another never exceeded 5.7%.¹

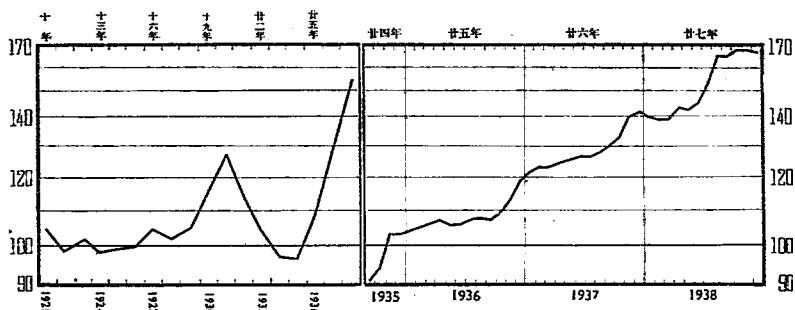
The second period covers 1930 and 1931. This period witnessed a general rise of prices. In October, 1929 commenced the depression which scourged the whole world and brought to pass a precipitous fall in the price level of all gold standard countries.² On the other hand, China being on a silver standard and as the value of silver declined, her prices steadily moved upward to the extent of 10%.³

The third period runs from 1932 to 1935. This was the period when China was hit by the depression: when her prices dropped. The heaviest drop took place in 1932, namely, 11% below the level of the year just preceding.

The fourth period is that which intervenes between 1936 and 1938. It was a period characterized by enormous rises. The last two years of this period scored each an advance of 19% over the level of the preceding year. Such a state of affairs was unprecedented.

An analysis of the indices from month to month reveals the fact that there were three stages in the ascending price movement of this fourth period: 1. In the one year from September, 1935 to September, 1936, prices moved up 18%,

Chart I.



due to the relaxation of strain from deflation following the adoption of paper money as legal currency. 2. From October, 1936 to June, 1937, a further advance of 15% was realized. The world was then passing through a short interval of economic recovery and prosperity. Prices rose in all countries. Likewise they rose in China, whose agriculture, industry and commerce all manifested signs of recovery. 3. During the eighteen months from July, 1937 to December, 1938, prices soared to 32%, a condition of things comparable to that which prevailed in England eighteen months after the outbreak of the World War in 1914.⁴ Such abnormal rise of prices is attributable to no other cause than the Sino-Japanese War, and tallies with what is popularly known in Statistics as an Episodic Movement which arises only from unusual circumstances and which is rarely encountered in the indices of normal times.

The cause of the soaring of wartime prices may be traced to the changed conditions of commodities and of national currency in consequence of war. From the continual upturn of the price level of the past eighteen months, it seems as though there were operative only such factors as were capable of causing an elevation of prices; there was absent any factor that could have brought the prices down. Upon re-examination, however, the presumption was found unwarrantable, as it was not quite in accord with facts. The following diagnosis, it is hoped, will help to make the matter clear:

I. The chief factors contributory to the price elevation were:

1. The drastic cut in production. In the war zones, factories were mostly destroyed, and those that by chance escaped unscathed were not running. Al-

though foreign factories in Shanghai and Chinese factories within what may be termed its safety zone, during the latter part of the year, began operation one after another, their productive capacity, however, was in no way comparable to that of the whole area of Shanghai before the War.⁵ As to raw materials, although they were not as seriously affected as manufactured products, the ravages of war drove millions of people from their homes and their lands; and, although many of them managed to keep up their tillage at haphazard, it is inevitable that their production was considerably reduced.

2. The innumerable impediments in transportation. In view of the exceedingly disrupted state of communication and the countless obstacles placed both on land and water, transportation charges went up several times,⁶ and war insurance rates were especially high.

3. The numerous illegal levies and restrictions imposed in the territory under Japanese military occupation.⁷ The innumerable means and forms of extortion and control to which the people in the Japanese occupied territory were subjected greatly augmented the cost of commodities.

4. Profiteering. In war time, profiteering is not unusual; and in this country where industry and commerce are accustomed to the tradition of laissez-faire and where at this time the invading army of a foreign power has penetrated far into the interior, it is but natural that government control cannot be fully effective. Moreover, Shanghai is a cosmopolitan city enjoying unique privileges of free competition in war time as it does in peace time. Profiteering, therefore, ran rampant, and was not confined to the mercantile profession only, but infected the amateur speculators as well.

II. The chief factors contributory to the price depression were:

1. The dwindling of the people's purchasing power. War by its devastation impoverishes the people and thereby reduces their purchasing power.

2. The fall of prices in Britain and the United States.⁸ Imports quoted in pound sterling or United States dollars, in both cases, sank below their level before the Sino-Japanese War. In the case of Japan, though her prices were above the prewar level, nevertheless, the influx of Japanese banknotes, whose exchange value ever descending and at the end of 1938 reaching 38% below their official rate,⁹ accordingly reduced the cost of such Japanese imports as were payable in these notes.

3. The prevalence of smuggling prior to Japanese interference with the Customs tariff and the subsequent one-third reduction of the import duty.¹⁰

Thus, respecting the prices of the past eighteen months, there were factors contributing to their rise as well as to their fall. The fact that, in actual practice, prices kept on rising throughout is because the factors contributory to their rise outweighed those contributory to their fall and because the exchange value of China's national currency dropped.

China's national currency was pegged to the pound sterling. At the beginning of the War last autumn, as a safeguard against the flight of capital, measures were adopted for the stabilization of the currency, and limitations were imposed upon the withdrawal of bank deposits.¹¹ On the other hand, the officially fixed rate of 1/2.5d of the dollar was still scrupulously upheld. But on March 10 of this year, the so-called "Federal Reserve Bank" opened its doors in Peiping and issued bogus notes to undermine the national currency. On March 14, the Chinese Government counteracted the move by taking over control of the exchange. The supply of exchange was thereupon limited, and the exchange value of China's currency in the open market became more removed from the official rate. In June import restrictions were intensified, and the exchange supply for principal exports were also placed under control.¹² Thus, the gap between the official rate and the open market rate became further widened. In August the exchange slumped to the lowest point of 7½d. From September on, it became stable and maintained the level of 8d without much change until the end of the year.

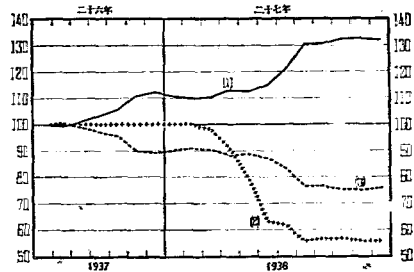
In this résumé of the continual drop of the exchange during the nine months may be traced also the continual rise of prices, as the decline in the external value of a currency—that is, its power to purchase foreign currencies—is always followed by a roughly similar decline in its internal value—that is, its power to purchase commodities. The following chart shows how in our present case the one was affected by the other.

From Chart II it may be noted that the two curves, one showing the prices of commodities and the other, the internal purchasing power of the currency, move in directions exactly opposite to one another; that is to say, a rise of price is tantamount to a fall of currency. On the other hand, the curves representing the internal and the external values of the currency move in the same direction, but the fall of the former is more moderate and lags behind. There are two reasons for this phenomenon: 1. Though the bulk of the commodities dealt with in the indices was composed of imports and exports, there were also domestic products for home consumption upon which the exchange, comparatively speaking, had but a remote bearing. 2. The total amount of China's note issue in

June, 1938 was \$1,726,998,000, which exceeded the amount of \$1,407,202,000¹³ as of June, 1937 by only 22.7%. From July to the end of the year there are no authentic figures available. In general estimation, between \$200,000,000 and \$300,000,000 were issued, thus bringing the total at the close of 1938 to approximately \$2,000,000,000, or an increase of 42.1% compared with its pre-war figure. The effect of this increase of issue on the price level was, therefore, limited, and could not be compared with excessive inflation.

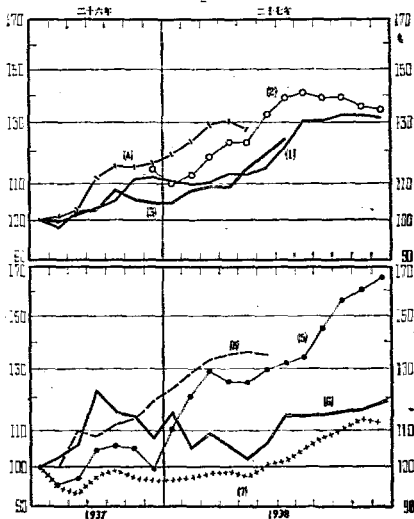
As to the price levels in other large cities, the compilation of indices has been either discontinued or spasmodically kept up.¹⁴ Complete data are unavailable. From Chart III and also Appendix I, it will be seen that in Chungking and Tientsin prices rose higher than they did in Shanghai. A comparison of their indices for December, 1938 with those for June, 1937, that is, just before the War, reveals that Chungking scored a rise of 66% and Tientsin, 35%.¹⁵ But in Foochow and Nanning, prices were lower than they were in Shanghai. The indices for December, 1938 show that prices in Foochow were 18% higher than their pre-war level and in Nanning, 12%. The high price level in Chungking was due to transport

Chart II.



- (1) The Index Number of Wholesale Prices in Shanghai.
- (2) The External Value of the National Currency.
- (3) The Internal Value of the National Currency.

Chart III.



- (1) Shanghai (2) Tientsin (3) Canton (4) Hankow
- (5) Chungking (6) Foochow (7) Nanning (8) Sian

difficulties and the sudden, enormous increase of population. In Tientsin the rise was caused by the increase of notes in circulation following the issue of the so-called "Federal Reserve Bank Notes."¹⁶ As to Foochow and Nanning, since they were not in the zone of hostilities, they were only indirectly affected, and, therefore, their prices were lower.

Japan's paper money in circulation¹⁷ as of June, 1937 totaled Yen 1,820,578,961. At the close of 1937 it was increased to Yen 2,483,054,821, or 36.4%, and at the close of 1938, to Yen 3,024,969,215, or 21.8% in addition. Despite the inflation, Japan's wholesale prices as of December, 1938 went on record for a minimum rise of 7% and a maximum of 16% only, as compared with June, 1937.¹⁸ This was due entirely to rigid price control. In the beginning, the control was aimed at the suppression of cornering and hoarding of principal commodities.¹⁹ Due penalties were imposed for infraction. Sixteen varieties of commodities were proscribed, and later, 10 more. In the initial stage of the control, prices were fixed by various trade guilds, but their enforcement was under government supervision. In July, 1938 the control was intensified. Respecting specified commodities, prices were fixed by the Japanese government and were forbidden to be superseded. This rule, however, was not applicable to commodities in general. But commodities, whether specified or unspecified, should have their prices clearly marked out for public inspection. At the close of the year, 1938, the list of specified commodities had swollen to 48 varieties. That the rise of prices as brought out in the Japanese indices is so conspicuously low is simply because in nine cases out of ten where the prices were officially fixed, there was a "black market" for handling transactions. What the indices show was not the actual price in transaction or, if actual, was the price of some commodity inferior in quality. As to retail prices, government control was less severe. Consequently, the rise was higher, namely, 25%.

The general indices of wholesale prices in Shanghai having been examined and compared as in the above, it behooves us next to trace by means of tables the price movements of groups of commodities and commodities individually.

An examination of the following three tables leads to the following conclusions:

1. Immediately following the outbreak of the Sino-Japanese War, in the second half year of 1937, all Groups, except Textile Fibres and Manufactures Thereof which were on a decline, rose in price, in degrees varying from the Miscellaneous Group, which went up 2%, to Fuel, 24.1%. In 1938, to take the aver-

Table I.

	Index Numbers (1926=100)				Percentage Increase(+) or Decrease(-) Compared with June, 1937		
	June, 1937	Average of July-Dec., 1937	Average of 1938	Dec., 1938	Average of July-Dec., 1937	Average of 1938	Dec., 1938
Cereals	105.6	115.4	120.9	118.4	+ 9.3	+14.5	+12.1
Other Food Products & Provisions	139.2	151.5	169.8	185.1	+ 8.8	+22.0	+33.0
Textile Fibres & Manufactures							
Thereof	110.5	106.4	120.8	131.2	- 3.7	+ 9.3	+18.7
Metals	180.5	193.5	230.9	274.4	+ 7.2	+27.9	+52.0
Fuel & Lighting ...	140.5	174.3	240.9	270.8	+24.1	+71.5	+92.7
Building Materials	135.1	139.3	168.0	190.0	+ 3.1	+24.4	+40.6
Chemicals & Preparations Thereof ...	137.7	153.4	195.2	210.0	+11.4	+41.8	+52.5
Miscellaneous	117.3	119.6	133.8	145.5	+ 2.0	+14.1	+24.0
All Commodities ...	126.1	133.1	153.6	166.6	+ 5.6	+21.8	+32.1

Table II.

Rise (+) or Fall (-) of Prices in Percentages: December, 1938 Compared with June, 1937			
Where the rise was more than the average increase (32.1%)		Where the rise was less than the average increase (32.1%)	
Name of Commodity	Per Cent	Name of Commodity	Per Cent
Dust Coal (Kaiping) .. .	+177.0	Paint Oil\$.. .	+ 31.8
Ramie (Hupeh; Hunan) .. .	+171.6	x Newsprinting Paper; M.G.Cap Paper	+ 30.6
Dates, Black .. .	+150.0	Eristles .. .	+ 30.2
Anthracite (Liukiang) .. .	+150.0	Hessian Cloth .. .	+ 28.9
c Coal (Dust Coal, "Mike"; Lump Coal, "Matsaura"; Mixed Coal, Namazuda\$) .. .	+138.0	Bean-cake .. .	+ 28.0
Lime .. .	+132.4	x Cigarettes ("Pirate"; "Ruby Queen")	+ 26.8
Eggs, Fresh .. .	+127.9	x Lead Bars .. .	+ 25.8
Tobacco Leaves (Honan) .. .	+127.3	x Flour ("V"; "Maple Leaf") .. .	+ 25.1
Green Tea .. .	+126.7	Woolen Yarn .. .	+ 25.0
Vermicelli .. .	+124.5	x Motor Oil .. .	+ 24.1
Wood Oil .. .	+117.9	Vegetable Tallow* .. .	+ 24.0
c Anthracite (Hongay) .. .	+109.5	x Shirtings, White\$; Italians, Black .. .	+ 23.5
c Plain Sheets, Galvanized; Wire, Galvanized .. .	+107.0	Flour ("Green Battle-Ship"; "Bi-cycle"; "Two Horses"*) .. .	+ 22.9
c Tobacco Leaves (U.S.A.) .. .	+101.6	Corn* .. .	+ 22.5
Charcoal .. .	+100.0	Wheat (Hankow*; Tientsin-Pukow Railway) .. .	+ 21.7
Albumen .. .	+ 89.5	x Needles .. .	+ 20.9
c Paraffin .. .	+ 84.2	Beef, Fresh .. .	+ 20.0
x Soda Ash .. .	+ 77.3	x Alcohol .. .	+ 20.0
Fish, Salted .. .	+ 68.3	Sheetings, Grey*; Shirtings, Grey*;	
Pig Iron* .. .	+ 64.3	Shirtings, Printed; Drills; Jeans;	
Cocoons .. .	+ 63.3	Sateen Drills\$.. .	+ 18.1
c Dyes (Fast Indigo Blue; Indigo Paste; Immedial Black) .. .	+ 61.9	Beer .. .	+ 17.6
c Ammonium Sulphate .. .	+ 61.2	x Venetians, Black; Meltons .. .	+ 16.4
		Rubber Shoes .. .	+ 16.1
		Kaoliang* .. .	+ 15.9

Table II—Continued

Rise (+) or Fall (-) of Prices in Percentages: December, 1938 Compared with June, 1937			
Where the rise was more than the average increase (32.1%)		Where the rise was less than the average increase (32.1%)	
Name of Commodity	Per Cent	Name of Commodity	Per Cent
Bricks, Black	+ 60.0	Bean, Yellow (Dairen*; Honan)	+ 15.6
x Tinned Plates; Iron Tubes	+ 56.4	Electric Bulb	+ 15.4
Matches	+ 56.3	x Oregon Pine, Planks; Luan, Planks;	
Varnish, Crude	+ 56.0	Teak, Sawn Log	+ 15.3
Softwood, Fir; Pine, Planks, Fukien	+ 55.3	Sheep's Wool	+ 15.0
Wire Nails	+ 54.8	Groundnuts, Kernels	+ 13.9
Liquor	+ 53.8	Laundry Soap	+ 13.0
Alum	+ 51.4	Rice (Kiangsi*; Hunan*)	+ 12.7
x Kerosene Oil; Gasoline; Liquid Fuel	+ 49.7	Acid, Sulphuric	+ 12.2
x Brandy	+ 48.1	x Oranges, Fresh	+ 12.1
Tin Ingots	+ 46.8	Candles	+ 11.9
Tsatee Reels; Steam Filatures;		Cement	+ 11.8
Minchew Filatures*	+ 45.2	Cotton Yarn (16's; 20's; 32's; 42's.)	+ 11.4
Enamelled-Ware, Basins	+ 43.1	Cotton, Raw (Shensi§; Tungchow;	
x Copper Ingots	+ 42.8	Shanghai; Yuyao)	+ 10.2
Hides, Cow§; Leather, Sole	+ 42.7	China-ware, Bowl	+ 9.0
Seed, Sesamum*	+ 41.5	x Rice (Saigon; Meedong*)	+ 8.3
x Mild Steel Round Bars; Ship Plates	+ 39.9	Lilly Flowers	+ 8.0
x Glass, Window	+ 37.3	Bean, Black*	+ 7.3
Intestines, Pig's	+ 36.6	Mutton, Fresh	+ 7.1
Firewood§	+ 35.7	Pork, Fresh	+ 6.7
x Milk, Evaporated	+ 34.0	Bean Oil	+ 6.1
		Rice (Changshu, Kiangsu; Soochow,	
		Kiangsu)	+ 3.8
		x Cotton Umbrellas	+ 2.8
		x White Sugar, Dutch Standard No. 24;	
		White Sugar, Refined	+ 1.9
		x Coffee	+ 1.4
		Peas	± 0
		x Fish, Salmon, Salted	± 0
		Cotton Yarn (10's.)	- 0.8
		x Wheat (U.S.A.*)	- 1.6
		Groundnut Oil*	- 1.7
		x Serges	- 2.6
		Bean, Broad*	- 3.7
		Rice, Glutinous	- 5.7
		Ham	- 6.8
		Grass Cloth*	- 7.9
		Mao-bien Paper	- 8.1
		Black Tea	- 9.1
		Silk Tissues (Hu Chou; Pongee)	- 10.5
		x Brown Sugar	- 14.2
		Bran	- 18.7
		x Artificial Silk Yarn	- 25.3

The percentages of rise or fall of prices as given in the above table were based upon the prices of June, 1937 and December, 1938 (Vide: "Prices and Price Indexes in Shanghai"). In this table there were formerly 153 items. For purposes of comparison, they have been amalgamated. The item of Hang Fang was originally designed to substitute for silk crepe de chine. As the two are not similar in quality, the item has been deleted.

Ever since January, 1938 there has been no quotation for black tea in the Shanghai market. The price quoted in the table was the old price, for which has been substituted temporarily the price prevalent in Hongkong. But in converting Hongkong currency into China's national currency, this price would be found too low.

x Imported goods.

* The prices for December, 1938 were nominal prices.

§ The prices for December, 1938 were estimated prices.

Table III.

	Unit	Wholesale Prices						Percentage Increase (+) or Decrease (-): Average of 1938 Compared with Average of the First 6 Months of 1937	
		Average of Jan-June, 1937		Average of July-Dec., 1937		Average of 1938			
		Chung-king	Shang-hai	Chung-king	Shang-hai	Chung-king	Shang-hai	Chung-king	Shang-hai
Wire Nails	barrel	\$16.86	\$11.60	\$22.37	\$12.25	\$58.77	\$14.68	+270.6	+ 26.6
Glass, Window	case	17.99	9.52	33.12	12.83	59.83	12.61	+232.6	+ 32.5
Wire	50 kgs.	21.13	11.94	24.88	11.89	60.25	14.07	+185.1	+ 17.8
Newsprinting Paper	ream	3.39	5.06	11.47	5.66	23.92	6.00	+185.1	+ 18.6
Candles	case	5.18	3.75	5.86	3.75	14.57	4.35	+181.3	+ 16.0
Electric Bulb... ..	100	25.83	16.20	31.94	16.20	71.83	16.20	+178.1	= 0
Rubber Wire	coil	4.11	3.14	6.10	3.70	11.40	4.43	+177.4	+ 41.1
Cigarettes	case	331.66	306.00	428.50	352.65	904.91	346.75	+172.8	+ 13.3
Shirtings, White	piece	12.94	8.95	14.29	8.84	31.10	10.04	+140.3	+ 12.2
Serges	yard	2.85	3.01	3.08	3.10	6.35	3.10	+122.3	+ 3.0
Cotton Yarn, 20's... ..	bale	308.94	265.71	349.90	278.20	614.59	327.33	+ 98.9	+ 23.2
Satteen Drills	yard	0.35	0.32	0.41	0.37	0.61	0.40	+ 74.3	+ 25.0
Kerosene Oil	2 tins	15.45	9.63	13.42	9.75	25.68	12.59	+ 66.2	+ 27.6
Indigo Paste, 60%	case	422.50	355.00	506.38	355.00	655.69	424.81	+ 55.2	+ 19.7
Gasoline	2 tins	18.91	10.60	15.24	10.80	24.98	13.35	+ 32.1	+ 25.9
Laundry Soap	case	5.00	6.60	5.00	6.95	6.44	8.10	+ 28.8	+ 22.7
Cotton, Raw	50 kgs.	41.97	44.75	44.37	37.40	52.55	39.20	+ 25.2	- 12.4
Coal	metric ton	22.26	15.73	20.53	22.60	26.51	35.77	+ 19.2	+127.4
Salt	50 kgs.	9.90	11.06	9.90	11.06	11.02	11.76	+ 11.3	+ 6.3
Pork, Fresh	50 kgs.	22.33	30.48	24.00	34.07	24.50	31.67	+ 9.7	+ 3.9
Sugar, White... ..	50 kgs.	20.46	18.67	21.81	20.44	21.29	18.44	+ 4.1	- 1.2
Bristle, Black	133½ lbs.	532.11	552.50	508.20	673.33	500.94	750.00	- 5.9	+ 41.2
Rice, 1st quality	hecto-litre	15.37	11.20	14.73	13.41	14.42	13.75	- 6.2	+ 22.8
Beef, Fresh	50 kgs.	16.44	24.80	13.74	38.21	14.06	44.32	- 14.4	+ 78.7
Flour	sack	5.31	3.99	4.53	4.16	4.46	4.48	- 16.0	+ 12.3
Bean, Yellow	hecto-litre	9.37	9.58	8.06	9.68	7.76	11.53	- 17.2	+ 16.7
Wheat	hecto-litre	8.68	9.43	7.47	8.59	6.28	8.78	- 27.6	- 6.9
Hides, Cow	50 kgs.	44.05	62.00	26.45	64.49	22.74	79.06	- 48.4	+ 27.5
Wood Oil	picul	45.05	55.72	28.14	60.11	18.92	74.58	- 56.0	+ 33.8
Cement	barrel	—	7.29	9.50	8.73	9.50	9.50	—	+ 30.3

age, the rise became universal, with Textile as the minimum, registering 9.3%, and Fuel as the maximum, 71.5%. But in December, 1938, it gained further momentum, as the range of ascension ran from 12.1% for Cereals to 92.7% for Fuel. Thus, the longer the War rages, the greater will be the rise of prices; and as the range of difference between the highest and the lowest indices increases, so will increase the dispersion between them and the average, or the general index.

2. Of all Groups, Fuel rose highest during all the three stages indicated in the tables above, and in this Fuel Group, Coal was the most important commodity. Its price in December, 1938 was 100%-180% higher than its pre-war level (Table II). During 1936, of the total amount of coal consumed in Shanghai more than 90% was produced in China, that from abroad being less than 10%. In 1938 the proportion was just about even. This is due to the fact that most of the coal mines in China happen to be in the war zone; and with the exception of the British operated Kailan Mines, there was hardly any in operation. The resultant shortage of coal production was, however, made up through foreign importation. But the high cost of transportation and the heavy slump of China's currency combined to make the price of imported coal soar to its present altitude.

3. Among the imported commodities, Metals and Chemicals were most prominent. In December, 1938, they each moved up 52% over their pre-war level, due to the fall of exchange and the increase of cost.

4. Next in importance were Building Materials, which rose 41%. In this Group, Chinese Timber, Lime, Bricks and Crude Varnish attained a level higher than imported Timber, Glass, etc.

5. Of the eight Groups, Cereals and Textile recorded a more moderate scale of rise. On comparing December, 1938 with pre-war time, Cereals was found to have risen 12%, with Rice running up the scale from 3.8% for Long Rice to 8.3% for Saigon Rice, and with Flour, from 23% to 25% (Table II.) Textile Fibres and Manufactures went up 18.7%. The prices of Raw Cotton before September, 1938, of Cotton Yarn before February, and of Raw Silk before May, were even lower than their pre-war level.²⁰ Raw Cotton, Tungchow, Kiangsu, per 50 kgs., rose from \$28.50 in January, 1938, to \$53.75 in December, 1938. Cotton Yarn, 20's, "King Cheng," Shanghai, per bale, rose from \$260 in January, 1938 to \$345 in December, 1938; and Raw Silk, Steam Filatures, per picul, from \$780 in September, 1937-January, 1938 to \$1,530 in December, 1938. Reduced production and transport difficulties were common factors which contributed to the rise in all these cases. There were, besides, specific factors: Regarding Cotton, the bogus control in North China was instrumental; regarding Silk, the thriving

condition of foreign markets, the exorbitant illegal taxation,²¹ and the continual fall of China's currency; and regarding Cotton Yarn, inadequate production, as altogether only 3,000,000 spindles were operating at the close of 1938, and this was only 60 per cent of the pre-war standard.²² But Artificial Silk Yarn, during the eighteen months except in October, 1937, fell in price in comparison with its level before the War. This was brought about by a combination of circumstances: At the beginning of the War there was hardly any filature operating; and consequently, there was not much demand for Artificial Silk Yarn. The market was, moreover, flooded with smuggled goods. Subsequently, the import duty was reduced, and the reduction was considerable.¹⁹

6. In the Other Food Products Group, Green Tea, and, in the Miscellaneous, Wood Oil were both at the beginning of the War lower than their pre-war level. But after May, 1938, Green Tea rose steadily; and so did Wood Oil after July of the same year.²³ These are the two principal commodities for export under Government control.

7. As to individual commodities, there were great divergences in the prices, and the range of difference between them and the average, or the general index, was exceedingly great (Table II). It is, therefore, clear that apart from the fall of the currency which affected the movement of all the prices, each commodity had its own background of a complicated mechanism of supply and demand. The average (arithmetic) rise of imported commodities was 41% and that of domestic products, 36%. It will be seen that the prices of domestic products were only slightly below those of imports. The reason is that with the exception of only a fraction of domestic products designed exclusively for home consumption, the bulk of them was closely linked to export trade, and, therefore, followed the general trend of rise and fall as might be affected by the currency exchange. Furthermore, the numerous obstacles in transportation created fresh needs for imported materials in the manufacture of domestic products, and thereby increased the cost of their production.

8. The price level in Chungking compared with its pre-war level was even higher than it was in Shanghai, as may be seen in the general index above. As to individual commodities, Table III reveals the fact that in Shanghai Coal was the only case where the rise exceeded 100%, as judged by its pre-war standard. In Chungking, however, there were 10 commodities whose scale of rise was between 100% and 270%. These were all manufactured products mostly imported from abroad or brought from other provinces.²⁴ Those whose price fell in Chungking but rose in Shanghai were either agricultural products or raw materials

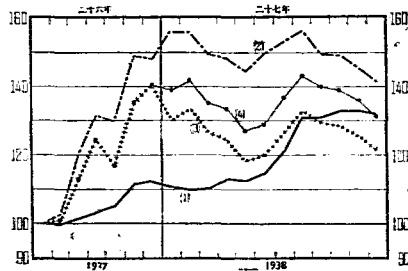
from Szechuen. This discrepancy in the price levels of the two cities tends to confirm the view that the most salient factor affecting the movement of prices between the coast and the interior was the cost of transportation.

Having surveyed the movement of wholesale prices before and after the War, we next proceed to review the changes in the cost of living and their relation to wholesale prices.

As illustrated in the chart by Curves 1, 2 and 3, the changes in the indices of the cost of living do not exactly coincide with those in the indices of wholesale prices. 1. During the fall of 1937, the indices, in both cases, started to move upward in August and September. But the cost of living, contrary to customary practices, moved ahead of wholesale prices. At the end of the year both were at their peak. But the rise of wholesale prices was only 12% and that of the cost of living, 40% (Curve 3)—48% (Curve 2). Ordinarily, wholesale prices are more

sensitive and always move ahead of retail prices. The present case, however, proves the reverse. This is because during the three months of hostilities in this area the Yangtze River from Chinkiang upward was closed to navigation; sea coast navigation was also interrupted for more than a month, and though it was later resumed, none but foreign vessels were privileged to ply unimpeded; and land communication was also in a deplorable state. Shanghai was thus virtually isolated from the hinterland. There was no commercial intercourse to speak of. Food and fuel, two of the most indispensable commodities, were frequently cut off from their source of supply by the bombing and cannonading around Shanghai, and every day this inadequacy of supply to meet demand became more apparent. Thus, their prices advanced abnormally, and this abnormal advance had such effect on the general level of the cost of living that it rose beyond the level of wholesale prices. 2. After February, 1938, the cost of living steadily declined until it reached its lowest point in May, and then it gradually moved up again. Wholesale prices began to rise in March just about the time of

Chart IV.



- (1) Index of Wholesale Prices in Shanghai.
- (2) Index of the Cost of Living in Shanghai, as Computed by the Chinese Statistical Society.
- (3) Index of the Cost of Living in Shanghai, as Computed by the National Tariff Commission.
- (4) Index of the Cost of Living in Shanghai Re-computed.

the commencement of exchange control. This phenomenon bears out the fact that the relation of exchange to retail prices is not as close as that to wholesale prices. 3. The most conspicuous rise of wholesale prices took place in July and August, 1938, and the same was true of the cost of living. But after September, wholesale prices still continued to rise, though less vehemently, until they reached their peak in October and then became stationary; whereas the cost of living kept on declining month after month up to the very close of the year. The prime reason of this discrepancy in the movement of prices is, that in the cost of living Food is the leading Group and in the Food Group Rice is leading. In the autumn of 1938, on account of bumper crops and new harvest, Rice slumped in price, and with it slumped also Vegetables, of which there was an abundant supply too. 4. To sum up: during the eighteen months under review, wholesale prices rose 32% in toto. But enquiries into the cost of living have yielded two widely different results: one estimates the rise to be 21% which is lower than the level of wholesale prices: while the other maintains that it went up to 45% in December, 1938, and that is way above the level of wholesale prices. As to how for one and the same city there could be two indices of its cost of living which differ so widely one from the other, the following notes will explain:

In Chart IV, of the two curves by which is traced the cost of living, the one showing a higher level is the work of the Chinese Statistical Society and the other bearing a level much lower is worked out by this Commission. The index produced by the Chinese Statistical Society is a continuation of that published under the auspices of the former Bureau of Social Affairs. After the battle in Shanghai, the Bureau stopped functioning, and its index was discontinued. The Chinese Statistical Society subsequently took up the work and issued its present index (Appendix IV). Though both the Chinese Statistical Society and the Commission adopted the same year of 1926 as the base year and also the starting point of their indices, they did not, however, begin their work of compilation in the same year; and while the weights used in the index of the Commission were based on the results of an enquiry made in November, 1927-October, 1928 into the family budgets of cotton mill workers, those of the Chinese Statistical Society originated from an enquiry made in January, 1929-March, 1930 which covered all classes of workmen. Moreover, in the computation, the Commission resorted to the weighted arithmetic average formula, whereas the Chinese Statistical Society made use of the weighted aggregative method. Although there is the same classification of Groups in both indices, the commodities included in the Groups differ considerably. Before the Sino-Japanese War, though the same trend was revealed in both indices, the level attained in the index of the Commission was

frequently higher. But the outbreak of the War brought a complete reversal. During the fall of 1937, the difference between the two indices was slight; but after January, 1938 they began to fall farther apart. The following analysis of group indices will explain the point more fully.

Table IV.

	Food		Clothing		Rent		Fuel & Light		Miscellaneous		General Index	
	I	II	I	II	I	II	I	II	I	II	I	II
Cost-of-living index:												
June, 1937	104.0	97.82	108.9	112.91	109.4	112.56	129.7	147.46	163.4	130.96	119.0	106.95
Average of July-Dec., 1937	136.3	133.86	106.2	117.10	*109.4	112.56	189.5	230.81	180.9	146.40	144.9	139.26
Average of 1938	137.4	129.47	119.7	126.54	*109.4	239.14	226.2	242.59	185.4	164.20	150.5	160.60
December, 1938	126.0	118.71	120.8	136.37	*109.4	301.56	211.1	235.16	192.7	167.59	144.6	154.93
Percentage Increase or Decrease Compared with June, 1937:												
Average of July-Dec., 1937	+31.1	+36.8	- 2.5	+ 3.7	± 0	± 0	+46.1	+56.5	+ 10.7	+11.8	+ 21.8	+30.2
Average of 1938	+32.1	+32.4	+ 9.9	+12.1	± 0	+156.9	+74.4	+61.5	+ 13.5	+25.4	+ 26.5	+50.2
December, 1938	+21.2	+21.4	+10.9	+20.8	± 0	+167.9	+62.8	+59.5	+ 17.9	+28.0	+ 21.5	+44.9

I. The index of the National Tariff Commission. * Pre-war figure.

II. The index of the Chinese Statistical Society.

From Table IV it may be noted that regarding Food the scale of rise in the two indices does not differ much. The rise of Fuel differs more. As respects Clothing Materials, except the fall of 1937 in which the order of the levels was reversed, the index of the Commission displays a lower level, and similarly it does with regard to Miscellaneous Items. This discrepancy in the indices of these two groups of commodities inevitably affected the general index, but it is in the item of House Rent that the two indices disagree the most. The heavy influx in 1938 of refugees from war-stricken regions filled the houses in the foreign administered districts of Shanghai to capacity,²⁵ thereby causing house rent to soar to unparalleled heights. The Chinese Statistical Society made an investigation in that year and found from the results obtained that by December, 1938, the rent had gone up 167.9% compared with the pre-war level. The Commission, as stated in the above, based its conclusions on the family budgets of cotton mill workers who were, at the time when the enquiry was in progress, best adapted to

be taken as a sample typifying the average workmen. But the houses of these workmen, being situated in the zone of hostilities close by their mills, had by 1938 been almost all destroyed. There was, therefore, need for instituting a new enquiry, wholly independent of the previous one; but owing to insurmountable practical difficulties in the way, the Commission had to bank upon its past data. This was how its low housing index came about, and with its housing index the way it was, its general index could not avoid being low also.

The recomputed index of the cost of living in Shanghai as indicated by Curve 4 in the chart was achieved by substituting the 1938 housing index of the Chinese Statistical Society for that of the Commission. The index of the Commission for 1938 was originally 150.5 in the average, or 26% higher than its pre-war index, and now in recomputation it is raised to 162.1, or 36% higher; and for December, 1938, it is raised from 144.6, or 21.5% higher, to 157.0, or 31.7% higher than its pre-war index. In the 5 groups of vital necessities, Housing comes last, its weights being 7.5%. But the excessively high rise in the present case has made it a potent factor in the elevation of the general index.

It will be noted that notwithstanding the recomputation, the general level of the index of the Commission is still lower than that of the Chinese Statistical Society (Chart IV). With different methods of compilation and the uncertain, kaleidoscopic changes of prices in this time of war in addition to the fact that the investigations were not made simultaneously and with same frequency, such discrepancy, unlike in normal times, is unavoidable.

As to the cost of living in other cities, the data concerning Hankow and Sian are incomplete. In Chengtu, at the end of 1938, it was approximately 10% higher than it was before the War, and in Nanning, over 20%. Further details are given in Appendix IV.

Notes to pp. 12—26:

1. The annual percentage rise and fall of the general indices of wholesale prices in Shanghai from 1921 to 1938 were as follows:

1921	—	1927	+ 4.4	1933	- 7.7
1922	- 5.7	1928	- 2.6	1934	- 6.5
1923	+ 3.4	1929	+ 2.3	1935	- 0.7
1924	- 4.0	1930	+ 9.9	1936	+12.6
1925	+ 1.4	1931	+10.4	1937	+19.0
1926	+ 0.7	1932	-11.3	1938	+19.0

2. Vide: "Annual Report of Shanghai Commodity Prices for 1937," Appendix II.

3. The payment of import duties in gold units came into effect on February 1, 1930. The tariff was subsequently revised, and the duties were increased. On December 29 of the same year the revised tariff was put into operation. This tariff revision also played a part in the uplift of prices.

4. The annual percentage rise of wholesale prices in England during the World War of 1914-18 was as follows:

Average price level in 1915 compared with that in the first seven months of 1914	+31%
Average price level in 1916 compared with that in 1915	+27%
Average price level in 1917 " " " " 1916	+29%
Average price level in 1918 " " " " 1917	+10%
Average price level in 1919 " " " " 1918	+ 7%

(The Statist's index)

5. The Industrial Section of the Shanghai Municipal Council in its Annual Report for 1938 gave the following account of the losses sustained in Shanghai in consequence of the War:

Textile Plants.—Cotton spinning and weaving mills. Of thirty cotton mills of Chinese ownership in the Shanghai area, seven continued to work throughout hostilities: the remaining 23 were more or less damaged or rendered inactive.

"Of the thirty Japanese mills in the Shanghai area, one was partially destroyed and one damaged.

"None of the six British cotton mills were damaged to any extent.

"The related Chinese owned dyeing industry suffered greatly. 190 concerns, large and small, were reported by the trade association to have been destroyed.

"Fifteen out of fifty knitting plants were destroyed, though nine managed to move machinery before destruction of the buildings. One of these destroyed was a Japanese plant.

"Silk filatures, with the exception of four within the Defence perimeter, were almost all destroyed.

"Of an estimated 400 small silk weaving plants in the Shanghai area, possibly 300 were destroyed.

Chemical Plants.—Nine large chemical plants were destroyed, including those producing nitrogen products, nitric acid, bleaching powder and hydrochloric acid, industrial alcohol, artificial soya bean sauce, oxygen and acetylene gas, and other products.

Soap Works.—There were heavy losses in the soap industry. Six large plants were completely destroyed. One Japanese plant was burnt out. The largest British plant suffered some damage but was early able to resume operations.

Paper and Printing.—Five paper plants became a total loss; fourteen suffered damage to a more or less serious extent; four only were able to commence operations after the passing of immediate hostilities.

"Two of the largest printing and publishing establishments suffered considerable damage; a third removed its operations to Hongkong. Two Japanese plants were destroyed. Some 200 plants of small size in the Shanghai area were destroyed.

Tobacco.—Of 18 large Chinese owned tobacco plants, eight were completely destroyed. One foreign company's factories suffered damage which was, however, early repaired.

Flour Mills.—Of 15 in the Shanghai area, eight were destroyed.

Timber Mills.—Twenty-two of the larger Chinese plants, all outside the Settlement, were destroyed or severely damaged. One large British and one Japanese plant were destroyed. Four match splint factories were destroyed.

Engineering and Machine Works.—One large dock and engineering works, a large iron works, a printing machinery manufacturing plant and a scientific instrument plant were all badly damaged. Hundreds of small machine shops were completely destroyed.

Consumer Goods.—Of 35 formerly working rubber shoe factories, six only were able to resume operations. In the Settlement and on outside roads 11 were completely destroyed.

"About one half of the 26 glass factories in the Shanghai area were destroyed.

"There were factories making consumer goods, including a tin can company, educational supply company, ramie fibre company and other goods which were also destroyed."

("Annual Report of the Shanghai Municipal Council, 1938," pp. 27-28).

The China Weekly Review in its issue of July 15, 1939, p. 212, reproduced a statement from a bank to the following effect:

"The losses of Chinese factories in Shanghai and its immediate vicinity from the commencement of hostilities in that city on August 13, 1937 up to March, 1939, totaled \$155,764,000, according to a report of the Kincheng Banking Corporation, a Chinese bank in Shanghai. Of the total sum, \$85,484,000 represents material damages as a direct result of the three-month military operations, while the remaining \$70,280,000 is the aggregate capital of 47 native industrial plants which have been seized by the Japanese since the transfer of the scene of fighting from that metropolis in November, 1937. When the complete figures are in, the losses of Chinese industrial establishments, it is believed, will reach an even larger total."

According to an unidentified source of information, the number of factories and plants destroyed by the War in the coast provinces was as follows:

<i>Industry</i>	<i>No. of Factories</i>
Textile Plants	255
Engineering and Machine Works	232
Rubber Shoe Factories	34
Printing and Publishing Establishments	33
Tobacco Plants	24
Chemical and Drug Plants	21
Educational Instruments Factories	15
Glass Factories	13
Flour Mills	13
Vegetable Oil Plants	12
Paint Factories	12
Paper Plants	12
Leather Factories	11
Candle and Soap Works	11
Enamelled-ware Factories	11
Biscuits and Confectionaries	10
Canned Goods and Beverage Factories	8
Match Factories	7
Coal Briquettes Establishments	7
Condiments Factories	7
Tile and Bricks Factories	5
Cement Plants	4
Clothing Materials Factories	4
Other Industries	18
Total	779

The destruction of these 779 factories and plants, according to estimate, entailed a total loss of \$267,709,700.

The above figures were carried to February, 1938.

("International Labor News", Vol. 6, No. 7, p. 18).

The number of workmen in the International Settlement and the adjoining Western District as of December, 1936 was approximately 200,000, which diminished to 27,000 in December, 1937. But in December, 1938 it was again augmented to 237,000; and the number of factories totaled 4709 ("Annual Report of the Shanghai Municipal Council, 1938," pp. 30-31). But according to the investigations of the former Bureau of Social Affairs made in the spring of 1937, the number of factories in the Shanghai area at that time was 5,525; of workshops, 16,851; and of workmen, 600,000 ("International Labour News," Vol. 5, No. 4, p. 14).

6. The freight charges along China's sea coast were, by the end of 1938, increased 40% above their pre-war rates. The rates of the Pacific route in December, 1937 were from 10% to 50%, or 29% in average, higher than in December, 1936. The Suez rates went up from 5% to 50%, or 25% in average, after September 30, 1936. There was no change in 1938. The increases on these two routes were computed in United States dollars or pound sterling. In terms of Chinese currency, they would be much greater. As to other overseas routes the freights were in some cases quoted in Chinese currency; but since April, 1938, all have been quoted in foreign currencies ("The Trade of China, 1937," Vol. I, p. 99; "The Trade of China, 1938," Vol. I, p. 121).

The freights from Shanghai to Ningpo, as judged by the schedule of May 1, 1938 issued conjointly by Butterfield and Swire, Carlowitz and the Sino-Italian Companies are three times higher than the pre-war rates ("Shun Pao," February 2, 1939).

Of the ten thousand and more kilometers of railways in China, two thirds are now under Japanese military occupation.

War risk insurance for voyages along the coast from port to port south of Shanghai has been reduced from £1 to 10s per cent since February 24, 1938. Canton, however, still maintains its old rate of £1 and Hongkong, 2s 6d. From Tientsin to Shanhaikwan, the rate was formerly 5s per cent; but since February 24, 1938, it has been cut down to 2s 6d, and the reduced rate has been extended to cover as far south as Shanghai inclusive ("Finance and Commerce," Vol. 31, No. 13, p. 253).

Navigation in the Yangtse is still banned. In July, 1938 was established the Shanghai Inland Waterways Steamship Company which took control of all merchant vessels plying in the principal inland waterways of Central China. This Steamship Company was later incorporated in the Central China Development Company which was inaugurated in April, 1938 simultaneously with the North China Development Company.

7. In exporting the following enumerated 12 items of commodities which constitute the principal commodities for export from North China (viz., Bristles, Meats, Eggs and Egg Products, Bran, Lace, Hair-nets, Embroideries, Groundnut Cake, Cotton-seed Oil, Goats' and Sheep's Skins, Ramie, Raw Cotton), if their destination should be some country other than Japan or "Manchukuo," or some port in Central and South China, it was necessary, as from March 2, 1938, to sell Export Bills at the rate of 1s 2d to CNS1.00. In the fall of 1938 was enforced the Import and Export Link System and an embargo was placed on the export of hides and leather and wool. In the occupied territory illegal levies and imposts are too numerous to mention.

8. Vide: Appendix III.

9. Vide: "Prices and Price Indexes in Shanghai," June, 1939.

10. On January 26, 1938 the Customs in North China was forced to put into operation a new "revised tariff." Import duties were reduced. The reductions were as follows:

Cotton Tissues	34-55%;	Tea	42%;
Cotton Yarn	7-26%;	Sugar	38-53%;
Woollen Tissues	25-45%;	Common Printing and Newsprinting	
Artificial Silk Yarn	74%;	Paper	40-55%;
Metals	40-50%;	Timber	50%;
Sea and Fishery Products	33-60%;	Rubber Boots, Shoes and Tires	33%;

Gasolene, in tins, reduced from 2.1 G.U., per 10 gallons, to 1.6 G.U.;

Kerosene Oil, in cases, reduced from 1.8 G.U., per 10 gallons, to 1.55 G.U.;

Rice and Paddy, Agricultural Machinery, and parts thereof, to be free.

Reductions were also made on 16 items of exports as follows:

Bristles, Bran, and Textile Fibres, n.o.p.f.	66%;
Waste Cotton, Hemp, Jute, Ramie, Camels' Wool, Goats' Hair, Goats' Wool, Sheep's Wool	50%;
Cotton Seed, Linseed, Raw Cotton, Ores, Pig Iron and Kentledge, Old and Scrap Iron and Steel	to be free.

The same "revised tariff" was forced on the Shanghai Customs on June 1, 1938; and the import duty on Fresh Fish, Salt Fish, Seaweed, Chinaware, Woollen Piece Goods weighing not over 400 grammes per square metre, part of Iron and Steel Sheets and Plates, Soya Bean, Peas, Fertilisers, n.o.p.f. (not Chemical or Artificial), was further reduced. All these reductions on the import duty are in favor of commodities the bulk of which comes from Japan or the Northeastern Provinces now under Japanese occupation.

11. In the stabilization of currency, the Wei Wah notes came into use. Its discount rate per \$1,000 rose to \$62.50 and dropped to \$8.60 during the year (Appendix VIII).

12. In June, 1938 the Central Bank of China received instruction to limit its supply of exchange for import to 64 designated items of necessities. The items have not been promulgated. Orders for goods made in Shanghai after January, 1938 without the approval of the Government were debarred from making further application for such approval. Exports, whether direct or indirect as via one or more other ports, if they come within the following list of 24 items (viz., Wood Oil, Bristles, Hides and Leather, Tea, Eggs and Egg Products, Metals and Ores, Nutgalls, Skins, Rhubarb, Cassia Lignea, Tang Kuei (Medical herb), Sheep's Wool, Silk and Silk Piece Goods, Straw Braid, Human Hair, Ramie, Intestines, Raw Cotton, Groundnuts, Sesamum Seed, Tobacco Leaf, Timber and Bamboo, Apricot Seed, Feathers), should have their accrued proceeds sold to the Central Bank for China's legal tender notes at the official rate of exchange.

13. Total amount of notes issued by the four Government Banks, namely: the Central Bank, the Bank of China, the Bank of Communications and the Agricultural Bank of China.

14. Canton was occupied on October 22 of this year and Hankow, on October 25. Their indices were then discontinued.

15. The Indices compiled by Nankai University continued until June, 1937. From December, 1937 on, a Japanese organization known as Research Institute on China Problems has assumed the task.

16. China's notes in circulation in North China before the War totaled approximately \$320,000,000. By the close of 1938, upward of \$200,000,000 of "Federal Reserve Banknotes" had been issued.

17. In this category are included: (1) the notes of the Bank of Japan, the Bank of Chosen and the Bank of Taiwan, and (2) subsidiary notes. Regarding the notes of the Bank of Japan, the figure herein given is the net, or the amount left over after what has been set aside as reserve against the note issues of other banks has been deducted.

18. cf. Appendix II.

19. The Japanese Anti-Profiteering Law was enacted in 1931, and was several times amended and put into operation in August and December, 1937 and July, 1938.

20. Vide: "Prices and Price Indexes in Shanghai."

21. Since November 30 the export of cotton from North China either to foreign countries or to some Chinese port not in North China has been under restriction. Therefore, during the year only 200,000 piculs of cotton were brought to Central China ("The Trade of China, 1938," Vol. I, Part 1, p. 107).

Raw silk brought to Shanghai from Huchow, Chekiang has to pay a tax called "Security Tax" which collects as much as \$105 per picul ("Shun Pao," November 14, 1938).

22. At the close of 1936 there were 2,740,000 spindles operating in Chinese cotton mills, 2,130,000 in Japanese, and 220,000 in British. By the close of 1938, all British cotton mills had resumed work; part of Japanese cotton mills having been destroyed, about 1,660,000 spindles which escaped being damaged in addition to 520,000 Chinese owned spindles which the Japanese seized had also started running. Chinese cotton mills situated within the foreign areas of Shanghai plus the new establishments had in toto 500,000 spindles in operation, and there were besides over 130,000 spindles operating in the interior, thus bringing the Chinese spindles to an aggregate of 640,000 which, however, was only one quarter of their pre-war total.

23. During the year, with the exception of Wenchow products which were brought to Shanghai in May, black tea was entirely placed under Government control and sold in Hongkong.

Wood Oil, during the year, rose to G\$0.22 per pound in the American market. Its monthly prices are given in "Prices and Price Indexes in Shanghai."

24. Cotton Yarn, 20's, per bale, from Shanghai to Kunming, has to pay \$59.50 for transportation fees including coolies' services, \$55.10 for tax levies, \$3.70 for warehouse and insurance fees, \$8 for damage sustained en route, totaling approximately \$126.30 ("Shun Pao," April 24, 1939).

25. The Chinese population of Shanghai before the Sino-Japanese War in the area under the jurisdiction of the City Government of Greater Shanghai totaled 2,400,000; in the French Concession, 450,000; and in the International Settlement, 1,170,000. At present no accurate census is available. The Public Health Department of the Shanghai Municipal Council, basing on the mortality of 1938 and of the two years before the War as guiding formulas, estimated the Chinese population in the Settlement to be in the neighborhood of 2,500,000 or 3,000,000 ("Annual Report of the Shanghai Municipal Council, 1938," p. 139).

上海躉售物價——民國十九年至二十七年

貨名	米	米	米	米	米	小麥	小麥
	常河標城米 江蘇常熟	蘇同標城米 江蘇蘇州	麻包標城米 安徽	一號西貢米 安南	常河標城米 江蘇常熟	火車小麥 津浦綽貨	小麥 漢口
Commodity	Rice, Long, Changshu, Kiangsu	Rice, Long, Soochow, Kiangsu	Rice, Long, Anhwei	Rice, 1st. Grade, Saigon, Annam	Rice, Glutinous, Changshu, Kiangsu	Wheat, Tientsin- Pukow Railway	Wheat, Hankow
單位	市石	市石	市石	石	市石	担 市秤	担 市秤
Unit	Hecto-litre	Hecto-litre	Hecto-litre	90 Kg.	Hecto-litre	50 Kg.	50 Kg.
	\$	\$	\$	\$	\$	\$	\$
民國十九年	15.955	14.344	12.865	14.997	14.875	5.640	5.332
二十年	12.105	10.808	10.134	12.376	11.234	4.634	4.275
廿一年	11.782	10.339	9.003	10.458	11.964	4.233	4.027
廿二年	8.381	7.359	6.451	8.251	8.714	3.625	3.384
廿三年	10.265	9.229	7.665	9.354	10.277	3.532	3.270
廿四年	12.181	10.504	9.010	10.698	10.748	4.008	3.819
廿五年	10.431	9.696	8.767	10.983	10.170	5.214	4.974
廿六年	12.202	11.395	9.883	12.720	13.939	6.069	5.775
廿七年	13.750	12.500	8.900	14.161	14.429	6.056	5.635
民國廿五年							
一月	10.000	8.900	8.200	† 11.000	8.350	5.000	4.800
二月	10.050	9.350	8.650	† 11.000	8.975	5.200	4.950
三月	10.550	9.925	9.250	11.250	9.825	5.275	5.025
四月	10.950	10.075	9.600	11.300	10.150	5.335	5.090
五月	10.650	9.850	9.650	† 10.900	9.850	5.075	4.750
六月	10.775	10.175	9.350	† 10.950	10.200	4.355	4.050
七月	10.850	10.375	9.250	† 10.850	10.460	4.440	4.275
八月	10.800	9.975	8.425	† 10.750	10.575	4.685	4.625
九月	10.600	9.650	7.550	† 10.850	10.825	5.025	4.775
十月	9.900	9.400	7.650	† 10.900	11.350	5.500	5.200
十一月	9.900	9.200	8.475	† 10.700	10.600	6.025	5.825
十二月	10.150	9.475	9.150	† 11.350	10.375	6.650	6.325
民國廿六年							
一月	11.600	10.675	10.075	† 12.000	11.800	6.615	6.350
二月	11.750	10.850	10.400	† 12.200	12.125	6.500	6.250
三月	11.250	10.450	10.200	† 12.200	12.075	6.550	6.300
四月	10.700	9.975	9.700	† 11.750	11.700	6.460	6.225
五月	10.850	10.175	9.300	† 11.550	12.600	6.325	6.025
六月	11.050	10.425	9.125	† 11.500	13.125	5.350	5.125
七月	11.825	11.000	9.650	† 11.700	13.600	6.125	5.825
八月	* 13.400	* 12.400	9.875	† 11.500	14.150	6.100	5.800
九月	* 14.300	* 13.500	10.500	† 12.350	16.250	5.800	5.500
十月	* 13.500	* 12.500	10.000	† 13.500	16.900	5.300	4.850
十一月	* 14.000	* 13.400	—	† 15.800	19.000	5.300	4.950
十二月	—	—	—	† 16.595	—	6.400	6.100
民國廿七年							
一月	† 18.250	† 17.000	—	14.288	† 21.750	† 6.050	† 5.575
二月	15.150	13.750	—	14.325	18.050	5.825	5.525
三月	13.500	12.150	—	14.425	15.250	5.675	5.400
四月	13.750	12.400	—	14.400	13.100	5.750	5.400
五月	12.950	11.650	—	14.300	12.850	5.800	5.400
六月	13.150	11.700	—	14.560	12.600	5.000	4.500
七月	13.800	12.800	—	15.165	12.800	5.700	5.200
八月	14.000	13.100	—	15.345	12.700	6.475	5.775
九月	13.400	12.100	—	14.400	13.700	6.275	5.925
十月	12.875	11.500	—	13.185	14.350	6.650	6.250
十一月	12.225	11.000	—	12.890	13.200	† 6.800	† 6.400
十二月	11.950	10.850	8.900	12.650	12.600	6.675	† 6.275

表內資料由抽樣調查而得，雖極絕對準確，暇時物價，乘差尤甚，區供差放，不合標準為記之用。
 表內所載物價，例為每月一日及十五日之平均，廿六年八月十三日中日戰事在滬爆發之初，全市停業，八月
 中下旬及九月上旬市價，多無可考，故一般物品，八月係一日價，九月係十五日價，至於八月之國產米價，則係
 八月一日及十六日之平均價。
 廿六年八月十五日及九月一日、十五日市價，係照上海市民食調節委員會公告零售限價減二角，十月一日至十
 一月五日市價，係根據南水米行藥同藥聯合營業所之批發價，詳見廿七年一月上海物價月報躉售物價表附
 註(1)(2)。

WHOLESALE PRICES IN SHANGHAI, 1930—1938

小麥 一號 美	小麥 白麥 澳洲	麵粉 袋重49磅 茂新廠,綠兵船 無錫	麵粉 袋重49磅 樹標牌 美	麵粉 袋重49磅 “V” 坎拿大	高粱 紅妮 牛莊	玉蜀黍 遼寧	貨名
Wheat, 1st. grade, U.S.A.	Wheat, Australia	Flour, 49-lb. sack, “Green Bat- tle Ship,” Wusih, Kiangsu	Flour, 49-lb. sack, “Blue Stem” U.S.A.	Flour, 49-lb. sack, “V,” Canada	Kaoliang, Newchwang	Maize, Mukden	Com- modity
担 磅秤(1) Picul	担 磅秤(1) Picul	袋 Sack	袋 Sack	袋 Sack	担 市秤 50 Kg.	担 市秤 50 Kg.	單位 Unit
7.636	—	3.420	5.879	—	4.159	4.354	1930
6.312	—	2.963	6.243	—	3.496	3.698	1931
5.987	—	2.773	6.003	—	3.008	3.221	1932
5.116	—	2.404	5.829	4.423	2.571	2.784	1933
4.596	4.485	2.241	6.033	4.651	2.645	2.933	1934
5.475	5.179	2.546	6.063	4.950	3.759	3.596	1935
7.250	6.885	3.368	7.350	6.000	4.088	3.625	1936
9.373	9.024	4.073	8.421	7.358	4.448	4.169	1937
8.700	8.353	4.481	8.979	7.602	5.367	5.275	1938
6.725	6.225	3.103	7.100	6.000	3.900	3.500	1936
6.800	6.450	3.319	7.100	6.000	3.850	3.400	Jan.
7.075	6.750	3.335	7.100	6.000	3.925	3.400	Feb.
7.250	6.950	3.393	7.350	6.000	3.980	3.800	Mar.
7.075	6.725	3.398	7.350	6.000	4.000	3.500	Apr.
6.675	6.200	3.183	7.350	6.000	4.200	3.600	May
6.150	5.800	3.090	7.350	6.000	4.200	3.800	June
6.750	6.550	3.194	7.500	6.000	4.200	3.500	July
7.050	6.650	3.115	7.500	6.000	4.000	3.400	Aug.
7.550	7.175	3.413	7.500	6.000	4.200	3.600	Sept.
8.300	7.850	3.738	7.500	6.000	4.200	3.700	Oct.
9.600	9.300	4.138	7.500	6.000	4.400	4.100	Nov.
9.700	9.250	4.163	8.000	6.750	4.575	4.275	Dec.
9.500	9.075	4.050	8.000	6.750	4.500	4.100	1937
9.600	9.300	3.969	8.000	7.000	4.500	4.250	Jan.
9.500	9.150	3.900	8.500	7.000	4.400	4.400	Feb.
9.460	9.150	3.960	8.500	7.125	4.250	4.650	Mar.
9.125	8.875	3.875	8.050	7.175	4.350	4.600	Apr.
9.575	9.225	4.138	8.000	7.200	4.550	4.600	May
9.500	9.150	4.200	8.000	7.300	4.400	4.300	June
9.150	8.750	4.075	9.000	8.000	4.100	3.900	July
9.700	8.350	4.025	9.000	8.000	4.200	3.700	Aug.
—	—	4.100	9.000	† 8.000	† 4.200	† 4.000	Sept.
9.350	—	4.425	9.000	† 8.000	† 4.550	† 4.000	Oct.
—	—	—	9.000	† 8.000	† 5.000	† 5.050	Nov.
8.800	8.300	4.400	9.000	8.000	5.000	5.600	Dec.
8.550	8.200	4.400	8.750	7.750	5.400	5.400	1938
8.450	8.100	4.300	8.000	† 7.250	5.400	5.500	Jan.
8.500	8.150	4.400	8.750	† 8.000	5.500	5.500	Feb.
8.500	8.150	4.425	8.500	† 7.500	5.500	5.500	Mar.
8.000	7.750	4.200	8.250	† 6.875	5.500	5.500	Apr.
8.450	8.200	4.400	9.000	† 7.500	5.500	5.500	May
8.700	8.500	4.575	9.500	† 7.750	5.200	5.200	June
8.900	8.700	4.475	9.500	† 8.250	5.500	4.700	July
9.250	8.850	4.675	9.500	† 8.250	5.500	5.000	Aug.
9.300	9.000	4.750	9.500	† 8.250	† 5.100	† 5.000	Sept.
9.000	8.400	4.775	9.500	† 8.250	† 5.100	† 4.900	Oct.
—	—	—	—	—	—	—	Nov.
—	—	—	—	—	—	—	Dec.

† 庫盤。
 † 十九年廿一年係大連中包貨。
 † 廿七年係江蘇江北產品市價。
 (1) 磅秤100斤 = 120.96市斤

上海躉售物價——民國十九年至二十七年

貨名	黃豆 大連平綠黃豆 遼寧	黃豆 河南水車豆 河南	青豆 漢口	綠豆 榮綠豆 南京*	赤豆 沙赤豆 江蘇崇明	蠶豆 漢口	黑豆 榮黑豆 漢口
Commodity	Bean, Yellow, Dairen	Bean, Yellow, Honan	Bean,Green, Hankow	Bean,Green, Small, Nanking	Bean, Red, Chungming, Kiangsue	Bean,Broad, Hankow	Bean,Black, Hankow
單位 Unit	担 市秤 50 Kg.	担 市秤 50 Kg.	担 市秤 50 Kg.	担 市秤 50 Kg.	担 市秤 50 Kg.	担 市秤 50 Kg.	担 市秤 50 Kg.
	\$	\$	\$	\$	\$	\$	\$
民國十九年	6.179	5.994	5.788	6.030	5.435	4.469	5.288
二十一年	5.284	5.341	5.002	6.222	3.914	4.387	4.887
廿二年	4.817	4.651	4.417	6.272	5.449	3.923	4.244
廿三年	4.400	4.099	3.903	5.288	4.290	3.046	3.605
廿四年	3.690	2.957	2.922	3.847	3.331	2.684	2.566
廿五年	4.177	3.527	3.446	4.614	5.215	2.821	3.296
廿六年	5.779	5.602	5.000	5.183	5.854	3.008	4.227
廿七年	6.301	6.126	5.646	6.001	6.101	3.675	5.017
民國廿五年	7.394	7.008	6.327	6.741	6.444	3.646	5.781
一月	5.200	4.700	4.100	5.100	5.500	2.800	3.725
二月	5.475	4.825	4.000	4.800	5.700	2.800	3.650
三月	5.400	5.200	3.850	4.600	5.500	2.900	3.725
四月	5.790	5.950	5.600	5.300	5.800	3.000	3.850
五月	5.920	5.700	5.000	5.200	6.000	3.400	3.850
六月	6.000	5.900	5.300	5.500	6.300	3.000	4.250
七月	6.300	6.200	5.500	5.500	7.000	3.000	4.750
八月	6.100	5.850	5.300	5.500	6.500	2.900	4.750
九月	6.000	5.900	5.500	5.500	6.000	2.900	4.650
十月	5.800	5.800	5.400	5.000	5.450	3.000	4.400
十一月	5.425	5.300	5.050	5.000	5.100	3.100	4.450
十二月	5.935	5.900	5.400	5.200	5.400	3.300	4.675
民國廿六年	6.250	6.150	5.400	5.500	5.650	3.300	5.100
一月	6.125	6.000	5.400	5.500	5.600	3.300	5.000
二月	6.215	6.100	5.500	5.600	5.475	3.400	5.150
三月	6.650	6.450	5.700	5.800	5.170	3.800	5.050
四月	6.480	6.250	5.700	5.600	5.025	3.200	5.250
五月	6.285	6.115	5.550	5.560	4.995	4.000	5.400
六月	6.505	6.350	5.800	5.550	5.225	4.050	5.400
七月	6.100	5.800	5.200	5.900	5.200	3.500	4.500
八月	5.700	5.700	5.350	5.700	5.200	3.650	4.500
九月	5.900	5.800	5.350	6.350	5.250	3.500	4.300
十月	6.850	6.600	6.350	7.100	10.500	4.250	4.900
十一月	6.550	6.200	6.250	7.850	6.925	4.150	5.650
民國廿七年	6.600	6.350	6.125	8.300	5.650	3.700	5.600
一月	7.000	7.200	6.600	—	5.900	3.500	5.925
二月	7.300	7.000	6.450	6.200	5.450	3.650	5.850
三月	7.500	7.100	6.500	6.000	5.300	3.600	5.850
四月	7.500	7.100	6.400	6.125	6.000	3.200	5.800
五月	7.925	7.450	6.400	6.350	7.750	3.300	5.500
六月	8.025	7.000	6.200	7.500	9.750	3.700	5.650
七月	7.400	6.900	6.150	7.450	6.750	3.850	5.800
八月	7.200	7.000	6.300	—	7.000	3.800	5.800
九月	7.175	7.000	6.200	—	6.250	4.000	5.800
十月	7.600	7.000	6.200	—	5.575	3.600	5.900
十一月	7.500	7.000	6.400	6.000	5.950	3.850	5.900

* 廿七年係江蘇江北產品市價。

† 躉盤。

‡ 五日市價。

WHOLESALE PRICES IN SHANGHAI, 1930—1938

豌豆 浦口	麩皮 申大廠 上海	線粉乾 山東龍口	橘 箱一百五十隻 飛艇 美	蘋果 箱四十磅 美	桂圓 天竺園 福建	荔枝乾 金山枝, 統貨 廣東	貨名
Peas, Pukow	Bran, Shanghai	Vermicelli, Lungkow, Shantung	Oranges, Fresh, 150-ps. case, "Air Ship," U.S.A.	Apples, Fresh, 40-lb. case, U.S.A.	Lunggans, Dried, Fukien	Lichees, Dried, Kwantung	Com- modity
担 市秤 50 Kg.	担(1) Picul	担 絲羅秤(2) Picul	箱 Case	箱 Case	担 絲羅秤(2) Picul	担 絲羅秤(2) Picul	單 位 Unit
\$ 5.275	\$ 4.387	\$ 27.593	\$ 31.406	\$ 10.780	\$ 22.144	\$ 29.927	1930
5.050	3.406	30.691	31.609	11.424	28.088	66.629	1931
3.704	2.931	29.377	26.876	10.702	36.850	57.072	1932
3.298	2.234	20.971	22.729	9.725	21.063	39.635	1933
2.976	2.358	18.225	20.708	7.825	22.750	37.800	1934
3.090	2.490	20.700	18.877	7.708	23.667	36.250	1935
3.873	3.071	23.313	24.063	10.833	32.545	31.500	1936
4.285	3.429	28.955	31.500	15.167	23.795	36.182	1937
4.123	3.092	46.229	30.417	17.458	21.625	34.005	1938
							1936
2.780	3.150	26.750	22.750	10.000	35.000	42.000	Jan.
3.200	3.250	26.000	22.500	10.000	41.000	45.000	Feb.
4.000	3.100	24.500	22.500	10.000	39.000	45.000	Mar.
3.900	2.750	22.500	22.500	10.000	38.000	---	Apr.
4.200	2.850	22.500	22.000	10.000	38.000	---	May
4.300	2.825	21.750	22.500	10.000	38.000	---	June
4.300	2.875	21.500	22.500	10.000	---	30.000	July
4.200	2.900	22.600	22.500	10.000	32.000	21.000	Aug.
4.000	3.175	21.500	23.250	10.000	29.000	25.500	Sept.
3.900	3.250	21.400	24.000	11.000	20.000	25.000	Oct.
3.800	3.300	23.500	29.750	13.000	24.000	25.000	Nov.
3.900	3.425	25.250	32.000	16.000	24.000	25.000	Dec.
							1937
4.500	3.375	25.500	31.750	16.000	22.000	25.000	Jan.
4.000	3.525	24.500	27.500	14.000	22.000	26.000	Feb.
4.400	3.650	23.600	28.000	14.000	21.750	27.750	Mar.
3.800	3.400	24.000	28.000	14.000	20.500	29.250	Apr.
4.000	3.400	23.300	28.750	14.000	23.000	35.000	May
4.000	3.250	24.000	29.250	14.000	24.000	35.000	June
4.625	3.525	25.900	29.250	14.000	24.500	44.000	July
4.000	3.500	30.000	29.500	14.000	26.000	44.000	Aug.
4.000	3.325	---	34.000	16.000	---	---	Sept.
4.700	3.400	38.000	34.000	16.000	26.000	44.000	Oct.
5.000	3.500	39.000	38.000	18.000	26.000	44.000	Nov.
5.000	3.300	41.000	40.000	18.000	26.000	44.000	Dec.
							1938
5.000	3.300	40.500	35.000	17.000	26.000	44.000	Jan.
4.625	3.650	37.250	26.500	15.000	26.000	---	Feb.
4.600	3.700	36.500	25.000	14.000	---	28.000	Mar.
3.800	3.500	35.250	25.000	14.000	---	26.000	Apr.
3.950	3.500	36.000	26.500	16.000	---	24.000	May
3.900	2.700	41.000	28.500	16.500	---	22.000	June
3.800	2.225	48.500	30.000	17.000	20.000	23.500	July
3.800	2.425	60.000	35.000	20.000	19.000	33.700	Aug.
4.000	2.750	54.500	35.000	20.000	19.000	35.350	Sept.
4.000	3.400	56.000	32.000	20.000	20.000	40.500	Oct.
4.000	3.250	54.250	34.000	20.000	21.000	47.000	Nov.
4.000	2.700	55.000	32.500	20.000	22.000	50.000	Dec.

(1)兩袋作一担,約重114.31市斤
(2)絲羅秤100斤=123.17市斤

上海躉售物價——民國十九年至二十七年

貨名	紅棗 天津紅, 二戶 天津	黑棗 二棗 河北, 山東	核桃 天津桃 天津	核桃仁 兩儀 河南	花生 江蘇徐州	花生仁 山東	葡萄乾 去子 箱四十五包 色紫十五包 日光美女 美
Commodity	Dates, Red, Dried, 2nd. quality, Tientsin	Dats, Black, Dried, Hopeh, Shantung	Walnuts, In Shell, Tientsin	Walnuts, Shelled, Honan	Groundnuts, In Shell, Suchow, Kiangsu	Groundnuts, Shelled, Shantung	Raisins, Seedless, 15-oz. pkg., 45-pkg. case, "Sun-Maid," U.S.A.
單位 Unit	担* Tsu	担* Tsu	担 約麻斤(1) Picul	担 約麻斤(1) Picul	担 市秤 50 Kg.	担 市秤 50 Kg.	箱 Case
	\$	\$	\$	\$	\$	\$	\$
民國十九年	11.041	10.357	18.955	35.186	8.139	9.137	11.658
二十年	9.668	16.221	35.269	59.393	8.186	8.697	16.395
二十一年	11.040	13.460	27.726	37.204	6.968	8.744	16.590
二十二年	11.751	8.835	18.101	33.035	5.088	6.589	14.833
二十三年	10.542	11.629	18.146	22.771	4.501	5.020	11.979
二十四年	13.157	8.617	22.948	36.708	5.227	7.258	11.531
二十五年	10.046	10.129	22.657	35.500	6.646	9.654	12.250
二十六年	12.427	11.875	19.000	25.150	7.613	10.798	14.053
二十七年	17.375	20.063	22.604	49.792	7.483	9.985	17.146
民國廿五年							
一月	12.000	8.200	23.000	36.000	5.900	8.400	12.250
二月	10.500	9.250	24.000	41.500	5.300	8.250	12.250
三月	10.500	9.500	24.000	42.000	7.000	9.300	12.250
四月	7.600	10.900	18.500	—	8.000	10.500	12.250
五月	9.400	10.900	18.250	—	7.000	9.800	12.250
六月	9.400	10.400	17.250	—	7.200	9.600	12.250
七月	9.350	10.400	17.500	—	7.500	10.100	12.250
八月	11.000	10.400	18.000	—	7.300	10.000	12.250
九月	11.000	10.100	24.000	—	7.500	9.900	12.250
十月	9.400	10.600	31.500	—	6.200	10.000	12.250
十一月	10.200	11.200	28.000	30.000	6.750	9.500	12.250
十二月	10.200	11.200	28.000	28.000	7.200	10.500	12.250
民國廿六年							
一月	10.200	11.200	24.000	26.000	7.650	10.550	13.250
二月	10.000	12.600	20.000	27.000	7.800	10.500	13.250
三月	11.250	12.600	19.500	24.250	6.700	10.550	13.250
四月	10.500	12.200	19.000	22.250	7.300	11.000	13.250
五月	11.000	12.000	18.500	21.750	7.500	10.600	13.250
六月	12.000	12.000	17.000	19.750	7.250	10.175	13.250
七月	12.000	11.500	17.000	23.500	7.650	10.250	13.250
八月	12.500	11.500	17.000	25.000	7.500	10.800	13.250
九月	—	—	—	—	7.650	12.100	13.250
十月	13.250	—	20.000	32.000	8.000	11.000	15.000
十一月	18.000	—	19.000	30.000	8.100	11.200	18.750
十二月	16.000	—	18.000	—	7.950	10.850	15.750
民國廿七年							
一月	17.000	—	18.000	45.000	7.700	9.555	15.750
二月	17.000	—	18.000	45.000	8.000	9.800	15.750
三月	16.000	—	17.500	40.000	7.450	9.100	15.750
四月	15.000	17.000	17.500	39.000	7.200	8.750	15.750
五月	14.000	17.000	17.500	44.000	7.050	8.525	15.750
六月	13.000	17.000	17.500	42.000	7.100	9.200	15.000
七月	15.000	15.250	17.500	38.000	7.200	9.500	16.000
八月	15.000	17.250	19.000	49.000	× 7.500	10.750	18.000
九月	12.000	20.000	28.000	57.000	× 7.200	10.750	18.000
十月	23.000	—	32.500	63.000	× 7.200	10.500	20.000
十一月	25.500	28.000	35.000	68.000	× 7.200	11.800	20.000
十二月	26.000	29.000	33.250	67.500	× 9.000	11.600	20.000

* 紅棗, 黑棗單位, 前作絲麻斤計, 誤, 茲改正為担, 紅棗每担約重136市斤, 黑棗每担約重156市斤。
 † 向係二担, 前作絲手量, 誤。
 ‡ 十七年係山東濟南貨市價。
 * 康盤。

WHOLESALE PRICES IN SHANGHAI, 1930—1938

生粉 三號 荷蘭	菜子 安徽蕪湖	棉子 通州鳳榆子 江蘇	芝麻 老州白麻 安徽	瓜子 上莊鳳瓜子 江蘇, 山東	豆餅 片重62磅 木麻正牌 上海	花生餅 生和隆 上海	貨名
Starch, 3rd. grade, Nether- lands	Rape Seed, Wuhu, Anhwei	Cotton Seed, Tungchow, Kiangsu	Sesamum Seed, White, Bohchow, Anhwei	Melon Seed, Black, Kiangsu, Shantung	Bean-cake, 62½-lb. piece, Shanghai	Seed-cake, Groundnut, Shanghai	Com- modity
担 磅秤(2) Picul	担 市秤 50 Kg.	担 市秤 50 Kg.	担 市秤 50 Kg.	担 絲麻秤(1) Picul	片 Piece	担 磅秤(2) Picul	單位 Unit
\$ 11.260	\$ 7.007	\$ 2.436	\$ 9.206	\$ 18.226	\$ 2.562	\$ 5.605	1930
10.197	7.645	2.734	12.743	22.430	2.195	5.193	1931
7.875	5.749	2.374	12.790	26.370	2.073	5.312	1932
8.291	5.957	1.884	7.639	18.828	1.739	4.505	1933
7.726	5.065	1.370	5.873	13.467	1.370	3.257	1934
8.722	4.950	1.670	6.976	13.321	1.624	4.221	1935
10.668	7.531	2.404	9.818	20.229	2.129	4.252	1936
9.767	8.814	2.902	10.519	26.350	2.465	5.477	1937
10.829	7.363	2.458	12.788	26.400	2.905	5.425	1933
							1936
11.200	7.200	2.100	8.600	19.000	1.815	4.300	Jan.
12.683	7.300	1.950	8.700	19.750	1.885	3.950	Feb.
12.657	7.400	2.070	8.710	19.500	1.920	4.200	Mar.
14.733	7.625	2.320	10.250	20.000	2.220	3.750	Apr.
10.848	6.150	2.410	10.800	19.500	2.170	4.300	May
9.860	6.300	2.390	10.675	18.000	2.160	4.300	June
9.300	6.950	2.450	11.000	17.500	2.365	4.275	July
9.820	7.450	2.350	10.600	17.500	2.320	4.200	Aug.
9.790	7.700	2.490	9.300	20.500	2.340	4.200	Sept.
10.100	8.900	2.550	9.475	24.000	2.170	4.350	Oct.
10.057	8.800	2.465	9.900	23.500	1.985	4.400	Nov.
9.960	8.900	3.300	11.000	24.000	2.200	4.300	Dec.
							1937
10.444	8.950	3.260	11.000	25.500	2.290	5.050	Jan.
	8.800	3.210	11.125	27.500	2.390	5.525	Feb.
9.550	9.090	3.150	10.930	26.250	2.350	5.475	Mar.
9.033	9.000	3.300	11.025	25.500	2.495	5.600	Apr.
9.492	8.900	3.000	10.800	27.000	2.440	5.500	May
9.764	8.300	2.650	10.425	—	2.460	5.500	June
9.730	9.000	2.600	10.525	—	2.660	5.325	July
9.724	8.800	2.700	10.550	—	2.400	5.560	Aug.
—	8.800	2.700	10.500	—	2.400	5.500	Sept.
10.400	8.900	2.750	9.650	—	2.475	5.500	Oct.
—	8.500	2.750	9.250	—	2.650	5.550	Nov.
—	—	2.750	10.450	—	2.660	5.500	Dec.
							1938
—	8.500	2.750	10.350	—	2.700	5.500	Jan.
10.100	8.500	2.750	10.450	—	2.875	5.550	Feb.
9.670	8.500	2.750	9.900	25.000	3.375	5.500	Mar.
9.560	8.300	2.625	10.600	24.000	2.650	5.500	Apr.
9.375	8.500	2.375	11.250	24.000	2.625	5.400	May
9.860	6.000	2.300	13.000	23.000	2.690	5.350	June
10.642	6.650	2.400	14.750	23.500	2.800	5.400	July
11.092	* 6.900	* 2.400	* 14.900	25.000	3.025	5.700	Aug.
11.542	* 6.500	* 2.400	* 14.250	25.500	2.875	5.400	Sept.
11.517	* 6.500	* 2.250	* 14.500	28.000	3.075	5.400	Oct.
12.579	* 6.500	* 2.250	* 14.500	31.000	3.025	5.400	Nov.
13.185	* 6.800	* 2.250	* 15.000	32.000	3.150	5.400	Dec.

(1) 絲麻秤100斤 = 123.17市斤

(2) 磅秤100斤 = 120.96市斤

上海躉售物價——民國十九年至二十七年

貨名	菜餅 毛菜餅 江蘇*	棉餅粉 各廠 上海	金針菜 中貨 河南	香菌 中莊 福建,江西	冬蕈 橫濱十 日	大黃 漢源結 四川	甘草 西勒軍 陝西
Commodity	Seed-cake, Rape, Kiangsu	Seed-cake, Cotton, Shanghai	Lily Flowers, Dried, 2nd. quality, Honan	Mushrooms, 2nd. quality, Fukien, Kiangsi	Mushrooms, Japan	Rhubarb, Szechuen	Liquorice Root, Shensi
單位 Unit	担 磅秤(1) Picul	担 磅秤(1) Picul	担 絲麻秤(2) Picul	担 絲麻秤(2) Picul	担 磅秤(1) Picul	担 天秤(3) Picul	担 絲麻秤(2) Picul
民國十九年	\$ 3.744	\$ 4.311	\$ 35.601	\$ 187.970	\$ 381.166	\$ 65.787	\$ 51.904
二十一年	4.234	4.506	25.618	297.825	492.266	69.731	49.053
廿一年	3.393	3.697	21.040	273.131	211.980	69.985	47.404
廿二年	2.659	2.780	18.171	158.843	262.193	58.922	54.438
廿三年	1.968	2.260	16.438	161.542	285.579	52.000	55.875
廿四年	1.840	2.132	17.333	193.125	274.921	48.708	53.250
廿五年	2.831	2.803	23.792	182.500	390.537	40.833	52.417
廿六年	3.460	3.586	26.773	185.212	331.846	69.917	48.042
廿七年	3.438	3.300	25.654	160.700	288.563	95.875	58.953
民國廿五年一月	2.310	2.375	19.000	310.000	402.130	40.000	53.000
二月	2.825	2.475	25.500	215.000	379.443	40.000	53.000
三月	2.525	2.485	24.500	177.500	466.793	40.000	53.000
四月	2.450	2.650	26.000	165.000	430.518	40.000	53.000
五月	2.600	2.600	29.000	172.500	405.854	40.000	53.000
六月	2.700	2.700	22.500	162.500	420.272	40.000	53.000
七月	2.600	2.850	20.000	172.500	372.306	40.000	53.000
八月	2.950	3.000	19.500	172.500	352.902	42.000	56.000
九月	3.000	3.000	23.000	162.500	350.430	42.000	52.000
十月	3.300	3.100	25.000	150.000	365.641	42.000	50.000
十一月	3.360	2.900	25.500	170.000	377.867	42.000	50.000
十二月	3.350	3.500	26.000	160.000	362.283	42.000	50.000
民國廿六年一月	3.275	3.225	26.000	160.000	355.079	49.000	50.000
二月	3.400	3.200	27.500	170.000	343.371	70.000	47.000
三月	3.400	3.335	24.750	173.333	338.656	75.000	46.000
四月	3.650	4.000	20.250	178.250	374.102	72.500	44.000
五月	3.390	4.150	24.250	183.750	330.418	70.000	39.000
六月	3.550	3.625	25.000	207.900	294.285	70.000	46.000
七月	3.575	3.700	26.750	205.000	287.011	70.000	46.000
八月	3.500	3.700	22.500	200.000	—	70.000	46.000
九月	3.500	3.700	—	—	—	70.000	47.500
十月	3.525	3.500	26.500	200.000	—	70.000	55.000
十一月	3.450	3.500	33.000	200.000	—	72.500	55.000
十二月	3.400	3.400	38.000	160.000	—	80.000	55.000
民國廿七年一月	3.400	3.400	34.000	130.000	—	80.000	55.000
二月	3.400	3.450	33.500	130.000	—	83.500	55.000
三月	3.425	3.400	21.250	130.000	—	87.000	57.500
四月	3.450	3.500	22.750	130.000	—	90.000	60.000
五月	3.425	3.400	21.500	130.000	—	90.000	60.000
六月	3.350	3.450	20.500	140.000	—	90.000	60.000
七月	3.450	3.450	24.000	178.500	290.750	90.000	60.000
八月	3.450	3.450	32.000	185.500	—	95.000	60.000
九月	3.450	3.450	25.100	178.500	—	100.000	60.000
十月	3.450	2.850	24.000	184.000	—	100.000	60.000
十一月	3.450	2.900	23.000	198.000	—	100.000	60.000
十二月	3.450	2.900	26.250	215.900	286.375	115.000	60.000

* 十九年至二十一年係浙江產品。

† 虛數。

‡ 廿七年係大坂冬藏市價。

WHOLESALE PRICES IN SHANGHAI, 1930—1938

39

胡椒 白胡椒 新加坡	胡椒 黑胡椒 一號 新加坡	猪肉 上海	牛肉 上海	羊肉 上海	鹹肉 所口披塔 山東	火腿 味哩茶明 浙江金華	貨名
Pepper, White, Singapore	Pepper, Black, Singapore	Porks, Fresh, Shanghai	Beef, Fresh, Shanghai	Mutton, Fresh, Shanghai	Bacon, Shantung	Ham, Kinhwa, Chekiang	Com- modity
担 磅秤(1) Picul	担 磅秤(1) Picul	担 天秤(3) Picul	百磅(4) 100 lbs.	百磅(4) 100 lbs.	担 市秤 50 Kg.	担 市秤 50 Kg.	單位 Unit
\$	\$	\$	\$	\$	\$	\$	1930
121.775	77.333	36.302	18.250	18.167	17.712	—	1931
97.510	71.199	37.166	18.839	19.171	18.168	—	1932
83.456	58.567	31.666	20.610	20.007	15.879	—	1933
72.286	46.113	30.292	20.854	20.708	17.230	53.388	1934
98.250	47.866	25.375	22.792	21.958	16.725	51.630	1935
104.854	42.855	23.904	18.792	18.708	14.943	45.580	1936
80.077	40.656	32.308	19.917	19.833	17.367	51.833	1937
79.545	48.925	37.979	28.583	32.875	20.100	65.250	1938
84.750	55.907	37.154	40.208	40.042	29.650	63.167	1936
—	43.800	25.200	20.000	20.000	13.400	40.500	Jan.
85.350	43.000	27.650	20.000	20.000	15.000	42.000	Feb.
85.000	42.143	29.300	20.000	20.000	17.400	43.000	Mar.
82.500	41.000	32.050	20.000	20.000	14.300	44.000	Apr.
80.000	39.000	33.150	20.000	20.000	15.400	44.500	May
78.000	38.571	33.650	21.000	21.000	15.000	47.000	June
77.667	37.300	30.800	20.000	20.000	—	47.000	July
80.134	37.000	31.850	19.000	19.000	—	50.500	Aug.
76.250	37.000	33.550	19.000	19.000	—	61.000	Sept.
75.250	41.583	36.250	19.000	19.000	24.000	67.000	Oct.
—	41.892	37.100	19.000	19.000	20.500	68.000	Nov.
—	45.583	37.150	22.000	21.000	21.300	68.500	Dec.
—	—	—	—	—	—	—	1937
—	51.000	36.300	22.000	23.000	22.200	69.500	Jan.
84.392	48.400	36.900	22.000	27.000	20.700	70.000	Feb.
84.250	44.143	36.500	22.000	26.000	18.800	73.000	Mar.
83.042	43.600	36.250	22.000	26.000	20.200	75.000	Apr.
78.217	44.000	35.900	22.000	25.000	18.600	75.000	May
76.778	44.083	34.100	25.000	28.000	—	73.000	June
75.089	44.667	33.650	25.000	28.000	—	56.000	July
75.050	47.000	37.900	25.000	28.000	—	57.000	Aug.
—	—	42.400	35.000	45.000	—	56.500	Sept.
—	57.286	37.900	32.000	45.000	—	59.000	Oct.
—	58.000	48.600	43.500	48.500	—	58.000	Nov.
—	56.000	39.350	47.500	45.000	—	59.000	Dec.
—	—	—	—	—	—	—	1938
80.000	55.000	33.400	40.000	40.000	—	59.000	Jan.
85.000	51.333	35.450	50.000	45.500	—	60.500	Feb.
85.000	52.750	35.100	40.000	40.000	—	62.000	Mar.
85.000	54.000	39.250	45.000	45.000	—	60.000	Apr.
85.000	53.000	39.500	45.000	45.000	—	60.000	May
85.000	56.500	42.100	45.000	45.000	—	59.500	June
85.000	58.000	32.500	40.000	42.500	—	61.000	July
85.000	60.800	39.000	40.000	40.000	—	64.000	Aug.
88.000	59.571	36.000	37.500	37.500	—	66.000	Sept.
78.000	54.000	38.600	35.000	35.000	32.500	68.000	Oct.
88.000	58.929	37.350	35.000	35.000	27.700	68.000	Nov.
88.000	57.000	37.600	30.000	30.000	28.750	68.000	Dec.

(1) 磅秤100斤 = 120.96市斤
 (2) 絲羅秤100斤 = 123.17市斤
 (3) 天秤100斤 = 117.30市斤
 (4) 100磅 = 90.72市斤

上海躉售物價——民國十九年至二十七年

貨名	雞蛋 鮮雞蛋 大號 江蘇	雞蛋白 塊白無筋質 上海	雞蛋黃 塊黃 上海	牛皮 生黃牛皮 乾淡皮 漢口*	牛皮 生水牛皮 乾淡皮 漢口	牛皮 白底皮 精製廠 上海	牛皮 白底皮 西商上海廠 上海
Commodity	Eggs, Fresh, Large size, Kiangsu	Albumen, Crystals, without zinc, Shanghai	Yolk, Spray, 1st. quality, Shanghai	Hides, Cow, Dried, Hankow	Hides, Buffalo, Dried, Hankow	Leather, Sole, Cow, Shanghai	Leather, Sole, Shanghai Leather Co., Ltd., (Spanish), Shanghai
單位 Unit	千個 1,000	担 磅秤(1) Picul	担 磅秤(1) Picul	担 磅秤(1) Picul	担 磅秤(1) Picul	磅(2) Pound	磅(2) Pound
	\$	\$	\$	\$	\$	\$	\$
民國十九年	27.228	143.561	131.630	74.052	30.820	0.940	0.946
二十年	26.884	166.057	117.636	69.243	30.673	1.041	1.045
廿一年	26.117	245.678	95.866	58.267	25.898	0.835	0.876
廿二年	22.796	233.312	49.708	57.069	27.867	0.718	0.879
廿三年	35.988	187.917	44.000	51.646	29.208	0.652	0.811
廿四年	14.950	167.583	57.375	47.063	27.768	0.687	0.759
廿五年	19.917	173.458	67.250	54.917	29.542	0.735	0.793
廿六年	23.271	178.932	76.233	73.750	44.313	0.887	0.916
廿七年	39.125	273.000	270.000	87.111	47.071	1.179	1.230
民國廿五年							
一月	23.500	183.500	85.000	50.000	27.000	0.730	0.780
二月	23.000	179.000	56.500	50.000	28.000	0.730	0.780
三月	20.250	185.000	62.500	49.000	27.000	0.730	0.780
四月	17.000	187.500	61.000	48.500	26.000	0.720	0.750
五月	17.250	178.000	67.500	47.000	26.000	0.710	0.740
六月	16.500	175.000	66.500	47.500	28.000	0.710	0.780
七月	17.000	175.000	65.000	54.500	30.000	0.765	0.825
八月	16.250	167.500	65.000	64.000	27.500	0.780	0.850
九月	19.000	161.000	65.500	60.000	30.000	0.760	0.830
十月	22.000	165.000	72.500	61.000	32.000	0.750	0.800
十一月	23.750	160.000	70.000	63.000	35.000	0.730	0.800
十二月	23.500	165.000	70.000	64.500	38.000	0.730	0.800
民國廿六年							
一月	24.500	173.500	72.500	64.000	40.500	0.790	0.820
二月	23.750	172.500	75.000	68.500	46.000	0.820	0.830
三月	21.250	166.500	75.000	74.500	48.500	0.860	0.915
四月	21.250	162.500	75.000	81.000	49.500	0.935	0.970
五月	21.250	160.000	80.000	84.000	51.000	1.000	1.010
六月	21.250	154.000	76.500	78.000	43.000	0.920	0.935
七月	18.500	184.250	77.000	78.000	38.000	0.900	0.920
八月	18.000	155.000	76.000	78.000	38.000	0.910	0.920
九月	28.500	180.000	80.000	---	---	0.890	0.900
十月	24.500	280.000	---	---	---	0.850	0.900
十一月	28.000	240.000	---	---	---	0.850	0.900
十二月	28.500	---	---	---	---	0.925	0.975
民國廿七年							
一月	35.000	220.000	---	---	---	1.000	1.050
二月	34.000	230.000	---	75.000	---	1.000	1.050
三月	37.000	230.000	---	76.000	42.000	1.050	1.080
四月	40.000	---	---	79.000	42.000	1.050	1.080
五月	34.500	---	---	78.000	41.000	1.050	1.080
六月	35.500	225.000	---	79.500	41.500	1.090	1.150
七月	37.000	310.000	---	85.000	45.000	1.110	1.190
八月	35.500	320.000	---	99.000	56.000	1.300	1.350
九月	39.500	305.000	---	105.000	62.000	1.375	1.450
十月	45.500	305.000	---	---	---	1.400	1.450
十一月	47.500	295.000	---	---	---	1.400	1.450
十二月	48.500	290.000	270.000	107.500	---	1.325	1.375

*廿七年係天津貨市價。

†廿五年一月起係澳洲雜牌市價。

‡大廠廢於炮火，廿七年係雜牌A市價。

§原為一二路精製，自二十年十一月起，分寸加足，以前所稱一二路，僅與分寸加足後之三路相若，故以三路代替之。

||羊鬚每副長度，自廿三年十月起，由十三碼半，改長為二十碼，故一律換算為每副長二十碼市價。

¶虛盤。

WHOLESALE PRICES IN SHANGHAI, 1930—1938

牛皮 白底皮, 腹皮 獨辦 漢滬	牛皮 黑紋皮 源大廠 上海	牛皮 黑紋皮 天龍牌B 德	羊皮 生山羊皮 天津	羊皮 生綿羊皮 山東	豬腸 周3英寸 三路 上海	羊腸 周2 1/4英寸 上海	貨名
Leather, Sole, Australia	Leather, Calf, Black, Shanghai	Leather, Calf, Black, (B), Germany	Hides, Goat, Tientsin	Hides, Sheep, Shantung	Intestine, Pig's, Prepared, 3", Shanghai	Intestine, Sheep's, Prepared, 2 1/4", Shanghai	Com- modity
磅(2) Pound	英尺(3) Sq.ft.	英尺(3) Sp.ft.	担 磅(1) Picul	張 Piece	百副 100 Sets	百副 100 Sets	單位 Unit
\$	\$	\$	\$	\$	\$	\$	
0.604	0.344	1.402	108.876	—	45.797	52.785	1930
0.707	0.430	1.846	120.911	—	47.746	50.649	1931
0.599	0.371	1.661	97.697	1.323	50.903	47.551	1932
0.526	0.425	1.238	87.929	0.902	47.369	41.561	1933
0.453	0.499	1.213	83.083	0.919	44.200	37.500	1934
0.419	0.427	1.194	78.208	0.775	42.035	35.173	1935
0.539	0.481	1.440	83.833	1.025	44.235	35.000	1936
0.632	0.556	1.698	143.438	1.725	49.192	35.067	1937
0.798	0.665	1.790	171.333	1.750	50.313	36.750	1938
0.540	0.450	1.400	74.000	0.700	41.000	35.000	Jan.
0.540	0.450	1.400	75.000	0.700	41.450	35.000	Feb.
0.550	0.500	1.400	77.000	0.800	41.450	35.000	Mar.
0.500	0.450	1.450	78.000	0.900	41.300	35.000	Apr.
0.500	0.450	1.450	77.000	0.900	41.950	35.000	May
0.540	0.450	1.450	80.000	1.000	42.175	35.000	June
0.540	0.500	1.400	84.000	1.100	42.175	35.000	July
0.580	0.550	1.400	85.000	1.100	42.200	35.000	Aug.
0.580	0.500	1.400	88.000	1.200	42.225	35.000	Sept.
0.540	0.470	1.500	90.000	1.200	53.250	35.000	Oct.
0.540	0.500	1.500	96.000	1.300	52.500	35.000	Nov.
0.560	0.500	1.525	102.000	1.400	49.150	35.000	Dec.
0.600	0.500	1.600	112.500	1.500	49.875	35.250	1937
0.620	0.500	1.650	130.000	1.600	49.700	35.350	Jan.
0.665	0.600	1.650	142.500	1.800	49.600	35.000	Feb.
0.700	0.600	1.725	155.000	2.000	49.550	35.200	Mar.
0.680	0.600	1.750	157.500	1.900	49.350	35.000	Apr.
0.640	0.550	1.750	150.000	1.800	49.425	35.000	May
0.620	0.550	1.700	150.000	1.600	49.375	35.000	June
0.620	0.550	1.700	150.000	1.600	49.350	35.000	July
0.600	—	1.700	—	—	49.300	35.000	Aug.
0.600	—	1.700	—	—	49.350	35.000	Sept.
0.600	—	1.700	—	—	49.350	35.000	Oct.
0.600	—	1.700	—	—	48.175	35.000	Nov.
0.640	—	1.750	—	—	47.250	35.000	Dec.
0.680	0.550	1.750	—	—	47.125	35.000	1938
0.700	0.550	1.700	157.000	1.600	47.075	35.000	Jan.
0.720	0.550	1.600	157.000	1.600	47.050	35.000	Feb.
0.760	0.550	1.600	160.000	1.600	47.300	35.000	Mar.
0.760	0.550	1.600	165.000	1.600	47.450	35.000	Apr.
0.800	0.550	1.550	168.000	1.800	47.750	35.000	May
0.800	0.575	1.550	175.000	1.800	48.050	35.000	June
0.850	0.725	1.825	185.000	2.250	48.400	35.000	July
0.850	0.750	1.900	185.000	—	48.975	35.000	Aug.
0.850	0.825	2.050	—	—	49.075	35.000	Sept.
0.900	0.900	2.150	—	—	58.500	42.000	Oct.
0.900	0.900	2.200	190.000	—	67.000	49.000	Nov.
							Dec.

(1) 磅秤100斤 = 120.96市斤
(2) 磅 = 0.91市斤
(3) 平方英尺 = 0.836平方市尺

上海躉售物價——民國十九年至二十七年

貨名	牛奶 煉奶 箱四十八罐 罐重十四英兩 鹿牌 美	奶粉 勃吐精 箱十二罐 罐重三磅 澳洲	奶油 鮮奶油 箱五十四包 包重一磅 華昌 澳洲	鹹魚 鹹帶魚 煙產	鹹魚 廣門魚 罐裝加 藍牌*	鹹魚 小青川魚 坎拿大	乾魚 大頭魚,白鱈 煙產
Commodity	Milk, Condensed, 14-oz. tin, 4-do. case, "Eagle," U.S.A.	Infants Food, Lactogen, 3-lb. tin, 1-do. case, Australia	Butter, Fresh, 1-lb. pkg., 54-pkg. case, "Daisy," Australia	Fish, Sait, Chefoc	Fish, Salmon, Salt, Kamchatka, U.S.S.R.	Herring, Salt, Canada	Fish, Cod Dried, Chefoc
單位 Unit	箱 Case	箱 Case	箱 Case	担 市秤 50 Kg.	担 磅秤(1) Picul	担 磅秤(1) Picul	担 市秤 50 Kg.
民國十九年	\$ 27.444	\$ 57.543	\$ 84.589	\$ 12.464	\$ 11.959	\$ 7.785	\$ 14.718
二十一年	34.917	72.574	98.507	13.235	13.456	8.915	15.920
二十二年	35.376	67.627	89.747	13.477	10.433	7.195	15.758
二十三年	34.967	70.655	76.680	13.178	11.563	8.554	15.918
二十四年	30.063	70.630	70.155	11.928	12.701	7.476	15.151
二十五年	29.596	69.507	73.620	11.950	10.554	7.609	15.356
二十六年	32.417	72.917	88.200	9.079	11.849	10.171	16.204
二十七年	32.521	71.104	87.300	11.854	16.194	8.977	19.924
民國二十八年	43.241	94.692	117.900	11.875	14.920	10.325	15.438
民國二十九年	33.000	75.000	88.020	10.000	11.100	10.200	16.637
三十一年	33.000	75.000	88.020	9.400	10.860	9.456	16.187
三十三年	33.000	75.000	88.020	9.200	11.082	9.650	16.528
三十四年	33.000	75.000	88.020	9.400	10.967	—	16.158
三十五年	33.000	75.000	88.020	9.000	10.595	10.000	16.155
三十六年	32.000	72.500	86.400	8.100	10.400	—	16.010
三十七年	32.000	72.500	86.400	8.000	11.300	—	16.065
三十八年	32.000	72.500	89.100	7.750	12.250	—	15.787
三十九年	32.000	72.500	89.100	8.250	12.369	—	16.185
四十年	32.000	70.000	89.100	9.100	13.440	—	—
四十二年	32.000	70.000	89.100	10.500	14.114	11.000	16.201
四十四年	32.000	70.000	89.100	10.250	13.700	10.720	16.330
民國四十五年	32.000	70.000	89.100	9.250	13.643	9.400	15.895
四十六年	32.000	70.000	83.700	9.000	14.366	9.127	16.131
四十七年	32.000	70.000	83.700	9.000	15.844	8.655	16.226
四十八年	32.000	70.000	83.700	9.000	16.254	8.727	16.315
四十九年	32.000	70.000	83.700	8.300	16.333	—	16.198
五十年	32.000	70.000	86.400	8.350	16.500	—	16.453
五十一年	32.000	70.000	86.400	9.100	17.000	—	16.513
五十三年	32.000	70.000	86.400	10.000	17.000	—	20.778
五十四年	32.000	70.000	89.100	14.600	18.000	—	20.860
五十五年	33.250	72.650	91.800	13.900	17.000	—	24.518
五十六年	34.500	75.300	91.800	23.500	—	—	31.238
五十七年	34.500	75.300	91.800	18.250	—	—	27.960
民國五十八年	34.500	75.300	91.800	14.500	—	—	—
五十九年	34.500	75.300	91.800	12.500	—	9.350	—
六十年	35.250	76.500	91.800	8.250	12.250	9.500	—
六十二年	39.650	87.950	102.600	9.900	12.750	—	—
六十四年	39.650	87.950	102.600	7.750	12.350	9.100	—
六十五年	41.665	94.450	108.000	7.750	12.550	9.200	15.800
六十六年	43.680	100.950	137.700	12.050	13.550	—	—
六十七年	50.000	100.950	137.700	14.400	15.850	—	17.600
六十八年	50.000	104.400	137.700	15.300	17.850	10.800	—
六十九年	50.000	110.850	137.700	13.700	17.800	11.100	13.600
七十一年	50.000	110.850	137.700	12.750	17.300	11.700	14.750
七十三年	50.000	110.850	137.700	13.650	16.950	11.850	—

廿四年一月起,改為品質相同之日貨。

WHOLESALE PRICES IN SHANGHAI, 1930—1938

43

乾魚 蝦蚶, 統裝 寧波	乾魚 魷魚 面筋冬水 日	蝦米 金山 美	淡菜 中淡 暹羅	乾貝 函館中粒 日	海參 黑光參 大隻秀參 金山 美	海蜇皮 寧波	貨名
Fish, Cuttle, Dried, Ningpo	Fish, Cuttle, Dried, Japan	Shrimps, Dried, U.S.A.	Mussels, Dried, Siam	Compoj, Japan	Bicho de Mar, Black, Not Spiked, U.S.A.	Sea Blubber, Ningpo	Com- modity
担 天秤(2) Picul	担 磅秤(1) Picul	担 絲藤秤(3) Picul	担 絲藤秤(3) Picul	担 磅秤(1) Picul	担 天秤(2) Picul	担 天秤(2) Picul	單位 Unit
\$ 36.998	\$ 63.622	\$ 123.097	\$ 34.131	\$ 207.499	\$ 172.657	\$ 12.270	1930
39.501	106.248	142.108	47.986	346.467	175.520	12.614	1931
31.455	59.726	111.765	42.931	128.159	170.375	12.598	1932
28.276	31.075	118.502	49.184	147.627	182.277	10.393	1933
28.501	55.461	103.308	47.299	146.930	147.565	12.853	1934
22.354	58.909	109.400	53.861	127.566	148.076	12.867	1935
32.305	88.410	127.709	53.293	177.858	155.104	9.585	1936
37.459	76.592	150.096	56.944	244.547	188.198	13.532	1937
30.715	84.650	163.853	65.842	240.799	192.414	17.320	1938
25.078	93.933	124.856	59.324	155.860	145.911	9.520	Jan.
25.427	96.429	124.021	62.396	163.585	147.353	9.956	Feb.
25.258	95.251	121.942	61.815	170.054	145.884	10.258	Mar.
24.352	93.198	122.998	54.023	161.289	147.087	9.569	Apr.
23.669	88.417	123.013	45.380	163.634	146.197	9.692	May
24.642	85.908	123.283	44.052	160.277	146.521	9.874	June
31.469	87.719	127.669	44.826	163.953	146.866	10.088	July
37.238	85.260	133.348	50.090	181.423	146.819	9.735	Aug.
35.870	79.418	131.060	54.115	201.638	159.156	9.144	Sept.
41.412	84.496	132.472	55.854	201.589	156.880	9.002	Oct.
47.777	86.323	133.922	55.268	206.477	—	9.110	Nov.
45.465	84.573	133.918	52.378	204.519	217.467	9.066	Dec.
45.303	85.527	135.970	53.615	226.952	199.500	10.483	1937
44.948	84.386	135.977	53.632	238.746	173.167	11.373	Jan.
43.644	77.147	134.225	53.831	236.141	186.886	11.347	Feb.
37.723	70.792	134.042	52.854	238.512	183.275	11.900	Mar.
38.100	69.092	138.218	53.057	244.538	187.512	12.298	Apr.
30.950	70.185	140.756	51.874	248.697	194.358	12.014	May
30.055	78.385	141.118	54.550	278.242	189.536	12.159	June
34.214	—	140.963	55.988	—	191.350	12.559	July
34.561	—	—	—	—	—	14.433	Aug.
37.408	—	180.315	64.608	—	—	14.878	Sept.
36.201	—	182.861	67.099	—	—	16.074	Oct.
36.399	—	186.621	65.280	—	—	17.470	Nov.
36.412	—	187.102	65.288	—	—	17.952	Dec.
35.000	—	152.058	65.211	—	—	17.827	1938
32.120	—	148.756	65.429	—	—	17.584	Jan.
28.639	—	153.816	64.539	—	—	17.657	Feb.
27.386	—	153.129	63.314	—	—	17.657	Mar.
28.730	—	162.963	64.900	—	—	17.753	Apr.
26.683	—	178.462	67.521	194.148	—	16.858	May
27.102	—	181.155	66.662	—	—	17.152	June
28.165	—	173.163	63.510	—	194.225	17.000	July
31.036	—	167.248	63.157	—	191.979	17.892	Aug.
34.444	—	150.731	67.758	—	192.200	17.913	Sept.
32.867	84.650	157.658	72.817	287.450	191.250	17.520	Oct.
—	—	—	—	—	—	16.491	Nov.
—	—	—	—	—	—	15.796	Dec.

(1) 磅秤100斤 = 120.96市斤
 (2) 天秤100斤 = 117.30市斤
 (3) 絲藤秤100斤 = 123.17市斤

上海躉售物價——民國十九年至二十七年

貨名	鹹菜 四兩裝 四兩	煙葉 黃南葉 上等 湖北	煙葉 坊子葉 頭號 山東	煙葉 許州葉 頭號 河南	煙葉 美國葉 五號 美	雪茄煙 耶地利 一百支 蘭和,金美 上海	雪茄煙 耶地利 盒一百支 老美女廠 馬尼刺
Commodity	Agar-agar, Ceram I.	Tobacco Leaves, Ist. quality, Hupeh	Tobacco Leaves, Ist. quality, Shantung	Tobacco Leaves, Ist. quality, Honan	Tobacco Leaves, American, grade 5, U. S. A.	Cigars, Londres, "La Cabana," 100-piece box, Shanghai	Cigars, Londres, La Perla Del Oriente, 100-piece box, Manila
單位 Unit	担 絲麻平(1) Picul	担 絲麻平(1) Picul	担 絲麻平(1) Picul	百磅(2) 100 lbs.	百磅(2) 100 lbs.	盒 Box	盒 Box
	\$	\$	\$	\$	\$	\$	\$
民國十九年	13.203	46.794	55.849	42.685	79.593	3.691	7.637
二十年	15.149	51.977	53.947	41.901	108.670	4.030	11.935
廿一年	13.011	52.592	63.323	44.295	112.178	4.000	12.312
廿二年	13.262	57.826	66.924	44.747	101.017	3.958	11.798
廿三年	13.501	51.690	52.564	32.106	77.645	3.522	9.750
廿四年	15.462	55.408	58.275	32.149	95.242	3.078	7.938
廿五年	17.865	47.000	56.167	33.417	83.049	2.913	8.803
廿六年	18.891	38.000	60.000	34.875	71.661	2.963	8.950
廿七年	19.483	41.000	67.125	56.042	126.287	3.375	12.046
民國廿五年							
一月	16.533	50.000	55.000	33.000	88.136	2.900	8.400
二月	17.675	50.000	55.000	33.000	87.579	2.900	8.800
三月	18.063	—	54.000	32.000	83.682	2.900	8.700
四月	18.245	54.000	54.000	32.500	83.945	2.900	8.790
五月	18.321	—	54.000	32.000	84.034	2.900	8.800
六月	18.071	—	54.000	32.000	84.034	2.900	8.850
七月	17.240	—	54.000	32.000	84.034	2.900	8.800
八月	17.049	—	54.000	33.500	87.029	2.900	8.800
九月	17.858	—	60.000	35.000	86.848	2.900	8.800
十月	18.371	45.000	60.000	35.000	84.746	2.950	9.800
十一月	18.584	45.000	60.000	36.000	74.576	2.900	8.900
十二月	18.367	38.000	60.000	35.000	67.941	3.000	9.000
民國廿六年							
一月	18.967	38.000	60.000	36.000	68.085	2.900	9.000
二月	18.781	38.000	60.000	35.500	68.085	2.900	9.000
三月	18.635	38.000	60.000	34.000	68.085	2.900	9.000
四月	—	38.000	60.000	33.000	68.085	2.900	9.400
五月	—	38.000	60.000	33.000	68.085	2.900	8.950
六月	—	38.000	60.000	33.000	68.239	2.900	8.700
七月	—	38.000	60.000	33.000	68.376	2.900	9.150
八月	—	38.000	60.000	33.000	68.376	2.900	8.900
九月	—	38.000	60.000	34.000	68.376	2.900	8.900
十月	—	38.000	60.000	37.000	85.470	3.250	8.800
十一月	—	38.000	60.000	37.000	85.470	3.250	8.800
十二月	19.179	38.000	60.000	40.000	75.214	2.900	8.800
民國廿七年							
一月	19.363	38.000	60.000	40.000	85.470	2.900	8.800
二月	18.142	38.000	60.000	42.500	85.470	2.900	8.800
三月	18.206	38.000	60.000	45.000	85.470	2.900	8.900
四月	17.660	38.000	66.000	50.000	94.675	2.900	8.900
五月	17.827	38.000	66.000	50.000	99.502	2.900	8.900
六月	18.221	38.000	66.000	50.000	130.719	3.500	14.000
七月	18.672	38.000	66.000	55.000	150.943	3.750	14.500
八月	19.332	38.000	66.000	60.000	150.943	3.750	14.000
九月	20.336	38.000	70.500	60.000	155.039	3.750	14.000
十月	22.300	50.000	75.000	70.000	156.250	3.750	14.000
十一月	22.800	50.000	75.000	75.000	160.966	3.750	14.750
十二月	20.638	50.000	75.000	75.000	160.000	3.750	15.000

WHOLESALE PRICES IN SHANGHAI, 1930—1938

紙煙 十支金鳳牌 華成煙公司 上海	紙煙 十支大英牌 華成煙公司 上海	紙煙 十支大英牌 永泰和煙公司 上海	紙煙 五十支 小白金龍 南洋兄弟煙 草公司 上海	紹酒 雙加重 罐重五十六斤 浙江紹興	啤酒 箱四十八瓶 瑞商上海啤酒 公司 上海	白蘭地酒 三星海內斯 箱十二瓶 龍東 法	貨名
Cigarettes, "Gold Rat," 10, Hwa Ching, Shanghai	Cigarettes, "My Dear," 10, Hwa Ching, Shanghai	Cigarettes, "Ruby Queen," 10, Wing Tai Vo Tobacco Corporation, Shanghai	Cigarettes, "White Dragon," Nanyang Bros. Tobacco Co., Ltd., Shanghai	Liquor, 56-catty jar, Shaoshing, Chekiang	Beer, 48-bottle case, U. B., Shanghai	Brandy, "Three Stars," Hennessy's, 1-doz. case, France	Com- modity
千枝 1,000	千枝 1,000	千枝 1,000	千枝 1,000	罐(3) Jar	箱 Case	箱 Case	單位 Unit
\$ 4.308	\$ 6.737	\$ 5.597	\$ —	\$ 7.601	\$ 14.087	\$ 54.873	1930
5.216	8.234	7.736	9.165	7.800	17.043	82.321	1931
4.640	8.659	6.278	9.083	7.785	17.967	89.213	1932
4.459	8.587	6.255	9.000	7.800	18.000	93.917	1933
4.444	7.263	6.582	7.833	7.800	18.000	78.167	1934
4.260	7.200	6.211	7.600	7.800	18.000	77.292	1935
4.473	7.200	5.918	7.600	7.800	17.250	82.583	1936
4.620	7.480	6.543	7.933	8.000	17.333	81.500	1937
5.600	8.333	6.936	8.550	11.750	19.542	102.083	1938
4.540	7.200	5.900	7.600	7.800	18.000	82.000	Jan.
4.540	7.200	5.910	7.600	7.800	18.000	90.000	Feb.
4.540	7.200	5.920	7.600	7.800	18.000	85.000	Mar.
4.540	7.200	5.920	7.600	7.800	17.000	82.000	Apr.
4.440	7.200	5.920	7.600	7.800	17.000	82.000	May
4.440	7.200	5.920	7.600	7.800	17.000	82.000	June
4.440	7.200	5.920	7.600	7.800	17.000	82.000	July
4.440	7.200	5.920	7.600	7.800	17.000	82.000	Aug.
4.440	7.200	5.920	7.600	7.800	17.000	81.000	Sept.
4.440	7.200	5.920	7.600	7.800	17.000	81.000	Oct.
4.440	7.200	5.920	7.600	7.800	17.000	81.000	Nov.
4.440	7.200	5.920	7.600	7.800	17.000	81.000	Dec.
4.440	7.200	5.920	7.600	7.800	17.000	81.000	1937
4.440	7.200	5.920	7.600	7.800	17.000	81.000	Jan.
4.440	7.200	5.920	7.600	7.800	17.000	81.000	Feb.
4.440	7.200	5.920	7.600	7.800	17.000	81.000	Mar.
4.680	7.600	6.200	8.000	7.800	17.000	81.000	Apr.
4.740	7.600	6.120	8.000	7.800	17.000	81.000	May
4.740	7.600	6.120	8.000	7.800	17.000	81.000	June
4.740	7.600	6.120	8.000	7.800	17.000	81.000	July
4.740	7.600	6.400	8.000	7.800	17.000	81.000	Aug.
—	7.600	7.300	8.000	7.800	17.000	82.500	Sept.
—	7.600	7.400	8.000	7.800	17.000	82.500	Oct.
—	—	8.500	8.000	9.000	19.000	82.500	Nov.
—	—	6.600	8.400	9.000	19.000	82.500	Dec.
—	—	6.560	8.400	9.000	19.000	81.000	1938
—	—	7.250	8.400	12.000	19.000	81.000	Jan.
—	—	7.400	8.400	12.000	19.000	81.000	Feb.
—	—	6.940	8.400	12.000	19.000	85.000	Mar.
5.800	8.400	6.560	8.400	12.000	19.000	85.000	Apr.
5.800	8.000	6.560	8.400	12.000	19.000	85.000	May
5.600	8.000	6.560	8.400	12.000	19.500	93.500	June
5.600	8.000	6.560	8.400	12.000	20.000	118.500	July
5.600	8.000	6.720	8.400	12.000	20.000	120.000	Aug.
5.600	8.200	6.560	8.400	12.000	20.000	120.000	Sept.
5.600	8.800	7.360	9.000	12.000	20.000	120.000	Oct.
5.600	8.800	7.370	9.000	12.000	20.000	120.000	Nov.
5.600	8.800	7.380	9.000	12.000	20.000	120.000	Dec.

(1)絲蔗每100斤 = 123.17市斤

(2)百磅 = 90.72市斤

(3)天秤56斤 = 65.69市斤

上海躉售物價——民國十九年至二十七年

貨名	威士忌酒 魯尼華克 箱十二瓶 正廣和紅牌 英	汽水 檸檬水 英商正廣和 上海	紅茶 上等祁門 安徽祁門	紅茶 下等祁門 安徽祁門	綠茶 上等珍眉 安徽屯溪	綠茶 中等鳳凰 安徽婺源	綠茶 平水龍珠 浙江紹興
Commodity	Whisky, "Red Label," John Walker, & Sons, 1-dozen case, G. B.	Mineral Water, Lemonade, Bottle, "Aquarius," Shanghai	Tea, Black, Kee Mun, 1st. grade, Auhwei	Tea, Black, Kee Mun 3rd. grade, Anhwei	Tea, Green, Chun Mee, 1st. grade, Tunki, Anhwei	Tea, Green, 2nd. grade, Kung-Si, Anhwei	Tea, Green, Ping-Shui, Ma-Tau, Chekiang
單位 Unit	箱 Case	打 Dozen	担 市秤 50 Kg.	担 市秤 50 Kg.	担 市秤 50 Kg.	担 市秤 50 Kg.	担 市秤 50 Kg.
	\$	\$	\$	\$	\$	\$	\$
民國十九年	56.028	0.892	108.530	52.531	95.631	58.055	83.201
二十一年	81.148	1.000	177.458	50.953	116.961	63.040	84.970
廿二年	82.056	1.027	153.811	49.377	107.991	65.122	80.427
廿三年	97.500	1.025	100.319	43.915	95.408	47.121	71.072
廿四年	93.333	1.025	116.749	41.559	86.503	47.744	70.833
廿五年	91.396	1.025	111.708	36.292	75.125	35.000	50.455
廿六年	108.500	1.025	103.875	38.188	62.958	38.350	48.083
廿七年	109.083	1.054	158.333	52.333	65.333	50.625	44.750
民國廿五年	125.292	1.167	255.763	132.807	115.667	64.700	71.458
一月	108.500	1.025	76.500	22.000	58.000	29.000	46.000
二月	108.500	1.025	75.000	22.000	54.000	25.500	41.500
三月	108.500	1.025	70.000	23.500	49.000	—	38.500
四月	108.500	1.025	70.000	22.000	46.000	20.000	40.000
五月	108.500	1.025	70.000	—	44.000	—	39.000
六月	108.500	1.025	200.000	75.000	95.000	54.000	47.000
七月	108.500	1.025	145.000	55.000	88.000	56.500	58.000
八月	108.500	1.025	117.500	47.000	77.500	53.500	57.500
九月	108.500	1.025	107.500	39.000	69.000	41.000	58.000
十月	108.500	1.025	† 105.000	—	62.000	35.000	54.000
十一月	108.500	1.025	† 105.000	—	57.000	36.000	49.000
十二月	108.500	1.025	† 105.000	—	56.000	33.000	48.500
民國廿六年	108.500	1.025	—	—	53.000	—	44.000
一月	108.500	1.025	—	—	54.000	—	42.500
二月	108.500	1.025	—	—	54.000	—	44.500
三月	108.500	1.025	—	—	53.000	—	39.500
四月	108.500	1.025	—	—	85.000	—	37.000
五月	108.500	1.025	260.000	100.000	72.500	67.500	49.500
六月	108.500	1.025	155.000	50.000	74.500	54.000	50.500
七月	108.500	1.025	140.000	40.000	70.000	50.000	48.000
八月	108.500	1.025	130.000	45.000	71.000	—	51.500
九月	108.500	1.025	135.000	40.000	71.000	—	48.000
十月	112.000	1.200	130.000	39.000	65.000	—	39.500
十一月	112.000	1.200	—	—	61.000	31.000	42.500
民國廿七年	112.000	1.200	—	—	61.500	—	47.000
一月	112.000	1.200	—	—	70.500	—	47.000
二月	112.000	1.200	—	—	74.500	—	50.000
三月	112.000	1.200	—	—	69.000	32.000	50.500
四月	117.000	1.200	—	—	75.000	39.000	47.000
五月	128.500	1.200	† 274.000	—	109.000	—	81.500
六月	135.000	1.200	† 310.526	† 210.526	132.500	—	87.500
七月	135.000	1.200	† 326.184	† 184.211	146.500	—	96.500
八月	135.000	1.100	† 258.579	† 110.526	159.000	—	95.500
九月	135.000	1.100	† 226.316	† 100.000	167.500	85.000	86.000
十月	135.000	1.100	† 194.737	† 97.895	155.500	82.500	85.000
十一月	135.000	1.100	† 200.000	† 93.684	167.500	85.000	84.000

* 十九年至廿二年係發源中等蘇味綠茶。
† 香港市價。
‡ 虛假。

WHOLESALE PRICES IN SHANGHAI, 1930—1938

咖啡 二號 爪哇	咖啡 S. W. 箱十六罐 罐重一磅 美	赤糖 補赤 油頭	赤糖 十號荷赤 荷屬印度	青糖 黃油青 油頭	白糖 粗砂白 糖廠 廣東	白糖 廿四號粗砂白 荷屬印度	貨名
Coffee 2nd. grade, Java	Coffee 1-lb. tin, 5-do. case, "S. W." U. S. A.	Sugar, Brown, Swatow	Sugar, Brown, Dutch Standard No. 10, Netherlands India	Sugar, Green, Swatow	Sugar, White, Kwangtung	Sugar, White, Dutch Standard No. 24, Netherlands India	Com- modity
担 磅秤(1) Picul	箱 Case	担 絲羅秤(2) Picul	担 絲羅秤(2) Picul	担 絲羅秤(2) Picul	担 絲羅秤(2) Picul	担 絲羅秤(2) Picul	單位 Unit
\$	\$	\$	\$	\$	\$	\$	1930
77.654	98.959	10.888	8.811	8.958	—	10.458	1930
79.094	131.996	15.090	12.902	11.135	—	14.837	1931
66.065	129.829	16.072	14.487	12.229	—	18.673	1932
72.001	100.909	16.860	16.502	13.975	—	20.960	1933
64.125	73.229	15.308	15.163	12.275	—	19.590	1934
62.125	67.500	13.025	13.625	10.292	—	17.827	1935
65.417	79.896	14.367	16.100	11.588	21.813	21.989	1936
71.317	86.563	16.567	17.983	14.483	23.810	24.083	1937
72.963	104.688	13.631	15.963	11.952	23.067	22.715	1938
66.000	80.000	15.250	16.450	10.050	22.450	22.500	Jan.
66.000	80.000	13.600	16.200	10.400	22.650	22.650	Feb.
66.000	80.000	13.775	16.000	10.300	22.100	22.200	Mar.
66.000	80.000	13.000	15.900	10.250	21.850	22.000	Apr.
66.000	80.000	12.050	15.850	10.100	21.800	22.000	May
65.000	80.000	12.250	15.850	9.800	21.750	22.050	June
65.000	78.750	13.850	15.950	10.350	21.700	22.100	July
65.000	77.500	15.500	16.150	13.150	21.800	21.850	Aug.
65.000	77.500	15.700	16.100	13.750	21.400	21.575	Sept.
65.000	77.500	16.025	16.600	14.100	21.500	21.725	Oct.
65.000	81.250	15.600	16.250	12.750	21.400	21.625	Nov.
65.000	86.250	15.800	15.900	14.050	21.350	21.588	Dec.
65.000	86.250	16.150	16.700	13.800	22.300	22.600	1937
65.000	87.500	16.150	17.100	14.050	22.900	23.150	Jan.
65.000	85.000	15.750	16.950	13.950	22.625	22.800	Feb.
70.000	85.000	14.700	16.800	13.600	22.450	22.725	Mar.
72.000	85.000	15.250	17.200	13.800	22.625	22.825	Apr.
72.000	85.000	16.950	18.400	14.700	23.550	23.850	May
72.000	85.000	17.700	18.650	15.150	24.125	24.350	June
72.000	85.000	18.000	18.100	15.000	24.150	24.500	July
73.000	87.500	17.900	18.700	16.250	24.650	24.950	Aug.
73.000	87.500	19.000	19.500	16.250	25.500	26.000	Sept.
77.000	90.000	16.000	19.000	14.500	25.800	26.000	Oct.
77.000	90.000	15.250	18.750	12.750	25.050	25.250	Nov.
79.800	90.000	13.500	17.800	10.300	23.600	23.800	Dec.
73.000	85.000	‡ 12.500	16.750	10.000	22.050	22.250	1938
69.000	82.500	12.850	16.250	9.900	22.250	22.925	Jan.
73.000	91.250	‡ 11.950	15.750	9.800	21.500	22.900	Feb.
73.000	90.000	‡ 11.150	15.500	9.900	21.500	22.900	Mar.
69.750	100.000	11.450	14.250	10.450	19.650	18.100	Apr.
73.000	110.000	13.350	14.500	12.125	22.750	20.100	May
73.000	120.000	15.350	15.700	14.000	24.400	23.000	June
73.000	120.000	15.600	16.300	14.700	24.000	23.225	July
73.000	122.500	15.325	16.150	14.250	‡ 25.000	24.225	Aug.
73.000	122.500	15.500	16.300	14.350	‡ 25.000	24.450	Sept.
73.000	122.500	15.050	16.300	13.650	25.100	24.700	Oct.
							Nov.
							Dec.

(1)磅秤100斤=120.96市斤
(2)絲羅秤100斤=123.17市斤

上海躉售物價——民國十九年至二十七年

貨名	車白糖 太古三溫牛 香港	車白糖 大里三溫牛 荒日	冰糖 缺手建冰 福建廈門	杉木 圓徑社 一錢五分 長十六木尺 福建	杉木 桶木 市徑三寸半 至四寸 長十二木尺 福建	松木 鋸板料 長八英尺 至卅二英尺 美	木板 建松板 福建
Commodity	Sugar, White, Refined, Hx, Taikoo Sugar Refining Co., Ltd., Hongkong	Sugar, White, Refined, N, Japan	Sugar, Candy, Amey	Soft Wood, Fir, Fukien	Soft Wood, Fir, Fukien	Oregon Pine, Plank, 8-32 ft., U.S.A.	Pine Plank, Fukien
單位 Unit	担 絲藤秤(1) Picul	担 絲藤秤(1) Picul	担(2) 50 catties	根 Piece	根 Piece	千方英尺(3) 1,000 Sup.ft.	千方英尺(3) 1,000 Sup.ft.
	\$	\$	\$	\$	\$	\$	\$
民國十九年	10.948	10.863	9.387	3.483	0.907	87.159	62.560
二十年	15.363	14.888	11.886	4.449	1.070	102.760	64.045
廿一年	20.117	—	13.914	4.337	0.975	82.986	59.902
廿二年	21.108	—	16.267	3.709	0.893	78.054	54.071
廿三年	19.321	18.533	15.629	3.120	0.735	78.292	58.833
廿四年	18.150	17.854	15.042	2.549	0.662	73.708	54.958
廿五年	21.575	21.519	16.554	2.602	0.602	99.167	61.750
廿六年	24.038	23.633	18.692	2.658	0.698	144.583	76.500
廿七年	24.842	22.737	19.450	3.916	1.205	167.708	98.958
民國廿五年							
一月	22.300	22.100	15.200	2.550	0.635	95.500	60.000
二月	22.200	22.150	15.000	2.445	0.635	103.000	63.000
三月	21.925	21.825	16.050	2.645	0.665	103.000	67.000
四月	21.625	21.525	16.000	2.775	0.690	102.000	66.500
五月	21.450	21.350	16.500	2.865	0.650	100.000	62.500
六月	21.500	21.400	17.400	2.670	0.610	98.000	60.000
七月	21.425	21.400	17.400	2.565	0.610	96.500	57.000
八月	21.275	21.275	17.400	2.505	0.610	95.500	55.000
九月	21.000	21.000	16.500	2.595	0.565	96.000	57.500
十月	21.475	21.475	17.200	2.415	0.510	95.000	63.000
十一月	21.375	21.375	17.200	2.580	0.510	100.000	64.000
十二月	21.350	21.350	16.800	2.610	0.530	105.500	65.500
民國廿六年							
一月	22.275	22.275	17.100	2.580	0.565	109.000	65.000
二月	22.825	22.825	18.000	2.489	0.590	116.500	66.500
三月	22.450	22.450	18.400	2.519	0.635	125.000	70.000
四月	22.400	22.400	18.400	2.954	0.670	141.500	77.000
五月	22.350	22.350	18.400	2.744	0.680	160.000	84.000
六月	23.250	23.250	18.600	2.684	0.690	159.000	82.000
七月	23.650	23.650	18.800	2.594	0.710	153.500	77.000
八月	23.600	23.600	18.800	2.609	0.700	148.000	76.000
九月	25.050	25.050	18.800	2.586	0.730	145.500	77.000
十月	26.000	26.000	20.000	2.654	0.750	151.000	77.000
十一月	27.400	25.000	19.500	2.714	0.790	157.000	81.900
十二月	27.200	24.750	19.500	2.766	0.860	169.000	85.500
民國廿七年							
一月	26.600	24.000	19.000	3.561	0.960	163.000	96.500
二月	26.000	22.500	19.000	3.943	1.150	160.000	103.000
三月	25.800	22.000	19.000	3.733	1.225	160.000	97.000
四月	25.500	21.500	18.900	4.033	1.225	170.000	98.000
五月	25.200	21.000	18.800	3.733	1.225	162.000	94.500
六月	21.000	20.750	18.800	3.913	1.325	166.500	95.500
七月	21.900	21.000	18.800	3.643	1.275	163.000	91.000
八月	24.950	23.500	19.600	3.763	1.200	165.000	93.000
九月	26.150	24.500	20.000	3.883	1.190	163.000	96.000
十月	25.900	24.500	20.500	4.033	1.230	167.000	99.000
十一月	24.700	24.250	21.000	4.453	1.270	184.000	107.500
十二月	24.400	24.000	20.000	4.295	1.185	189.000	116.500

* 廿五年四月起係澳洲普通貨市價，廿六年九月起普通貨市價，廿七年代以新港小支市價。
 † 廿七年三月起係浙江台州龍珠市價。
 ‡ 虛數。

WHOLESALE PRICES IN SHANGHAI, 1930—1938

木板 花旗松全口板 二號 厚一英寸 寬四英寸 美	柚木 總方料 龍牌 暹羅	硬木 總方料 長十六英尺 以上 新加坡	留安木 總方料 寬四英寸 菲律賓	檀香 統支* 新加坡	柴 泗安大頂白柴 浙江泗安	硫酸 六十六度 箱200磅 英商 江蘇華水廠* 上海	貨名
T. G. Flooring, Oregon Pine, 2nd. grade, 1" thick, 4" wide, U.S.A.	Teak, Sawn Log, "Dragon," Siam	Hardwood, Sawn Log, Over 16 ft., Singapore	Luan, Plank, 4" Wide, Philippine	Sandal Wood, Singapore	Fire Wood, Szean, Chekiang	Sulphuric Acid, 66°, 200-lb. case, Kiangsu Chemical Works, (British), Shanghai	Commodity
千方英尺(3) 1,000 Sup.ft.	千方英尺(3) 1,000 Sup.ft.	千方英尺(3) 1,000 Sup.ft.	千方英尺(3) 1,000 Sup.ft.	担 磅蘇秤(1) Picul	五十捆(4) 50 Bundles	箱 Case	單位 Unit
\$	\$	\$	\$	\$	\$	\$	
83.471		155.364	140.674	34.276	1.940	—	1930
97.705		180.476	180.935	55.831	2.015	—	1931
79.095		169.539	166.266	59.491	1.997	22.447	1932
71.575		159.575	133.769	56.147	1.997	14.690	1933
72.542	361.792	154.792	120.083	53.542	2.364	13.306	1934
65.458	354.708	140.583	125.958	49.958	2.259	13.542	1935
86.083	410.833	170.083	151.833	54.611	2.647	14.083	1936
124.708	442.259	186.917	197.875	58.009	2.783	15.583	1937
157.583	427.708	231.708	219.208	83.458	4.258	17.833	1938
86.000	392.000	163.500	155.000	—	3.333	14.000	Jan.
91.000	407.500	169.000	161.000	—	3.030	14.000	Feb.
91.000	419.000	173.500	162.000	—	2.899	14.000	Mar.
88.000	416.509	175.500	155.000	54.000	2.667	14.000	Apr.
85.500	411.000	175.000	149.000	54.000	2.439	14.000	May
84.000	406.500	171.000	143.500	54.000	2.381	14.000	June
84.000	401.000	167.000	139.000	54.000	2.381	14.000	July
83.000	399.000	169.000	139.000	54.000	2.381	14.000	Aug.
84.500	406.500	168.000	145.000	54.500	2.500	14.000	Sept.
81.000	415.000	167.000	149.000	55.000	2.500	14.000	Oct.
85.000	425.000	169.000	156.500	56.000	2.500	14.500	Nov.
90.000	431.000	173.500	168.000	56.000	2.632	14.500	Dec.
93.000	434.500	180.000	165.500	56.000	2.740	14.500	1937
100.000	426.500	183.000	162.000	57.000	2.632	14.700	Jan.
111.000	425.000	180.000	163.500	58.000	2.500	14.700	Feb.
122.500	436.500	179.000	176.500	58.000	2.439	14.700	Mar.
147.000	453.000	186.000	187.500	58.000	2.632	15.600	Apr.
134.500	463.500	191.000	192.000	59.000	2.632	15.600	May
129.000	462.000	193.000	207.500	59.000	2.778	15.600	June
125.000	450.000	192.000	212.000	59.000	3.125	15.600	July
124.500	438.000	185.000	216.500	—	3.571	15.600	Aug.
131.000	430.000	185.000	223.500	—	—	16.000	Sept.
136.500	439.000	191.000	229.000	—	—	16.000	Oct.
152.500	449.000	198.000	239.000	—	—	16.000	Nov.
152.000	456.500	205.000	243.500	71.500	4.286	18.000	Dec.
155.500	463.500	209.000	251.000	72.000	4.286	16.500	1938
151.000	449.000	208.000	238.000	72.000	5.500	17.000	Jan.
163.000	447.500	213.500	242.000	72.000	5.000	17.000	Feb.
153.000	428.000	234.000	229.000	74.000	3.554	18.000	Mar.
155.500	422.000	247.000	219.500	77.500	3.554	18.500	Apr.
153.000	407.500	244.000	206.000	84.000	4.422	18.500	May
153.000	397.500	239.000	190.000	89.500	4.082	18.500	June
151.000	390.000	233.000	184.000	95.000	4.082	18.500	July
153.000	398.000	237.000	189.000	98.000	4.082	18.500	Aug.
172.000	411.500	250.000	198.500	98.000	4.422	17.500	Sept.
179.000	461.500	261.000	240.000	98.000	3.827	17.500	Oct.
							Nov.
							Dec.

(1) 蘇蘇秤100斤=123.17市斤
 (2) 羅電秤蘇秤50斤=61.59市斤
 (3) 千平方英尺=836.13平方市尺
 (4) 約重一百公斤

上海躉售物價——民國十九年至二十七年

貨名	鹽酸 二十度 箱2罐,重120磅 天原電化廠 上海	硝酸 四十度 箱2罐,重140磅 天利淡氣 製品廠 上海	冰醋酸 九十九度* 罐電四十四磅 德	石炭酸 三九至四一度 德	司替林 荷蘭	苛性鈉 (燒鹼) 卜內門 英	明礬 浙江溫州
Commodity	Hydrochloric Acid, 20°, 120-lb. case, Tien Yuan Electric-Chemical Works, Ltd., Shanghai	Nitric Acid, 40°, 140-lb. case, Tien Lee, Shanghai	Acetic Acid, Glacial, 99°, 44-lb. jar, Germany	Carbolic Acid, 39°/41°, Germany	Stearine, Netherlands	Sodium Hydroxide, Brunner, Mond & Co., G. B.	Alum, Ist. quality, Wenchow, Chekiang
單位	箱 Case	箱 Case	罐 Jar	合(1) Cwt.	担磅秤(2) Picul	担磅秤(2) Picul	担磅秤(2) Picul
	\$	\$	\$	\$	\$	\$	\$
民國十九年	—	—	17.757	52.136	50.982	15.384	4.700
二十一年	—	—	19.418	59.340	70.192	22.357	4.814
廿二年	12.290	—	17.972	61.182	61.042	18.964	4.767
廿三年	7.945	—	17.913	94.314	49.204	16.260	4.684
廿四年	6.304	—	15.000	73.875	44.167	14.781	4.273
廿五年	6.254	—	13.858	54.583	40.833	13.500	4.054
廿六年	6.642	23.333	15.142	55.458	52.000	14.375	3.529
廿七年	7.950	24.500	15.353	67.500	55.333	15.833	4.014
民國廿五年	12.917	34.375	19.333	93.833	73.667	22.775	5.879
一月	6.200	24.000	15.300	60.000	52.000	14.500	3.800
二月	6.400	23.000	15.300	59.000	52.000	14.500	3.900
三月	6.600	23.000	15.200	56.000	52.000	14.500	3.750
四月	6.900	24.000	15.400	56.500	52.000	14.500	3.600
五月	6.800	23.000	15.300	54.000	52.000	14.000	3.600
六月	6.600	23.000	15.500	54.000	52.000	14.000	3.350
七月	6.800	23.000	15.000	54.000	52.000	14.000	3.500
八月	6.600	23.000	15.000	54.000	52.000	14.500	3.650
九月	6.600	23.000	15.000	54.000	52.000	14.500	3.350
十月	6.600	23.000	15.000	54.000	52.000	14.500	3.200
十一月	7.000	24.000	15.000	54.000	52.000	14.500	3.400
十二月	7.000	24.000	15.000	56.000	52.000	14.500	3.350
民國廿六年	7.000	24.000	15.000	50.000	52.000	14.900	3.300
一月	7.200	24.000	15.000	50.000	52.000	15.400	3.400
二月	7.200	24.000	15.000	65.000	52.000	15.500	3.850
三月	7.200	24.000	15.000	65.000	52.000	15.000	3.850
四月	7.200	24.000	15.000	65.000	52.000	15.000	3.700
五月	7.200	24.000	15.000	65.000	52.000	15.000	3.750
六月	7.200	24.000	15.000	70.000	52.000	15.600	3.800
七月	7.200	24.000	15.000	70.000	52.000	15.000	3.900
八月	7.200	24.000	15.000	70.000	52.000	15.000	—
九月	9.500	24.000	16.300	75.000	60.000	16.500	—
十月	9.500	26.000	16.000	75.000	60.000	16.700	4.250
十一月	9.500	26.000	16.000	80.000	64.000	17.700	5.000
十二月	9.500	26.000	16.000	80.000	64.000	17.700	5.350
民國廿七年	9.500	26.000	16.000	85.000	60.000	17.700	5.700
一月	9.500	26.000	16.000	70.000	60.000	17.700	5.800
二月	9.500	26.000	15.250	70.000	60.000	17.700	6.250
三月	9.500	26.000	16.750	80.000	60.000	21.200	6.000
四月	10.000	26.000	20.000	95.000	78.000	21.200	5.750
五月	15.000	30.000	20.000	98.000	78.000	24.400	5.780
六月	15.500	32.000	20.000	98.000	80.000	25.000	5.600
七月	15.500	32.000	20.000	98.000	80.000	28.400	6.350
八月	15.500	40.000	22.000	108.000	82.000	25.600	6.550
九月	15.500	48.500	22.000	108.000	82.000	25.600	5.700
十月	15.000	50.000	22.000	108.000	82.000	25.600	5.600
十一月	15.000	50.000	22.000	108.000	82.000	23.200	5.550

* 十九年至二十二年係九十六度市價。
 † 十九年係美國貨。
 ‡ 十九年至二十一年係德國貨。
 § 廿六年八月起,係卜內門號曆月牌市價。
 § 廿五年一月起,係西膏市價。

WHOLESALE PRICES IN SHANGHAI, 1930—1938

51

硫酸銨 愛禮司片 蘇	漂白粉 箱百磅 天原電化廠 上海	石膏 統裝S 漢口	碳酸鎂 上等 寧波	滑石粉 袋重百磅 上海	碳酸鈉 (純鹼) 卜內門 美	硫化鈉 箱重120磅 三井 日	貨名
Ammonium Sulphate,	Bleaching Powder,	Gypsum, (Calcium Sulphate),	Magnesium Carbonate,	Talc Powder,	Sodium Carbonate,	Sodium Sulphide,	Commodity
Deutsche Stickstoff H.-G., Krauch & Co., Germany	100-lb. case, Tien Yuan Electro-Chemical Works, Ltd., Shanghai	Hankow	Ningpo	100-lb. sack, Shanghai	Brunner, Mond & Co., G.B.	120-lb. case, Mitsui Bussan Kaisha, Ltd., Japan	
担 磅秤(2) Picul	箱 Case	担 磅秤(2) Picul	担 磅秤(2) Picul	袋 Sack	担 磅秤(2) Picul	箱 Case	單位 Unit
\$ —	\$ —	\$ 2.361	\$ —	\$ 2.967	\$ 7.449	\$ 5.496	1930
12.033	—	2.226	27.505	—	11.546	10.369	1931
9.905	7.477	1.848	26.482	3.172	9.570	7.783	1932
9.784	5.591	2.057	22.682	2.771	8.960	7.175	1933
9.088	4.867	2.283	18.521	2.254	8.625	6.533	1934
9.000	4.471	2.213	17.896	2.150	7.671	6.433	1935
10.292	4.300	2.102	16.583	2.150	7.650	6.200	1936
10.892	5.167	2.410	17.667	2.200	8.271	5.838	1937
14.404	11.250	4.858	29.000	2.200	12.225	12.650	1938
10.250	4.500	2.200	17.000	2.150	7.700	6.900	Jan. 1936
10.250	4.500	2.200	16.500	2.150	7.700	6.700	Feb. 1936
10.300	4.500	2.200	16.500	2.150	7.700	6.500	Mar. 1936
10.300	4.500	2.250	17.000	2.150	7.700	—	Apr. 1936
10.300	4.200	2.150	16.500	2.150	7.500	6.100	May 1936
10.300	4.200	2.125	16.500	2.150	7.500	6.000	June 1936
10.300	4.200	2.200	16.500	2.150	7.500	6.000	July 1936
10.300	4.200	2.150	16.500	2.150	7.700	6.000	Aug. 1936
10.300	4.200	1.900	16.500	2.150	7.700	6.000	Sept. 1936
10.300	4.200	1.900	16.500	2.150	7.700	6.000	Oct. 1936
10.300	4.200	1.950	16.500	2.150	7.700	6.000	Nov. 1936
10.300	4.200	2.000	16.500	2.150	7.700	6.000	Dec. 1936
10.300	4.200	2.000	16.500	2.150	7.700	6.000	1937
10.300	4.200	2.000	16.500	2.200	7.700	5.800	Jan. 1937
10.300	4.400	2.325	16.500	2.200	7.700	6.000	Feb. 1937
10.300	4.400	2.400	16.500	2.200	7.700	6.200	Mar. 1937
10.300	4.400	2.300	16.500	2.200	7.700	5.900	Apr. 1937
10.300	4.400	2.300	16.500	2.200	7.200	5.800	May 1937
10.300	4.400	2.250	16.500	2.200	7.200	5.800	June 1937
10.300	4.400	2.250	16.500	2.200	7.750	5.600	July 1937
10.300	4.400	2.300	16.500	2.200	7.500	5.600	Aug. 1937
10.600	5.500	2.350	20.000	2.200	9.700	—	Sept. 1937
11.700	5.500	2.600	20.000	2.200	9.700	—	Oct. 1937
11.700	8.000	2.700	20.000	2.200	9.700	—	Nov. 1937
12.300	8.000	3.150	20.000	2.200	9.700	—	Dec. 1937
12.300	8.000	4.750	26.000	2.200	9.700	—	Jan. 1938
12.300	8.000	5.000	26.000	2.200	9.700	—	Feb. 1938
12.300	8.000	5.000	26.000	2.200	9.700	9.500	Mar. 1938
13.500	10.000	4.900	26.000	2.200	10.850	10.000	Apr. 1938
13.500	10.000	4.800	30.500	2.200	11.300	12.000	May 1938
13.700	12.000	4.700	30.500	2.200	13.000	13.000	June 1938
14.350	12.000	—	30.500	2.200	13.450	14.000	July 1938
14.500	12.000	—	30.500	2.200	15.600	14.000	Aug. 1938
16.600	12.000	—	30.500	2.200	14.100	14.000	Sept. 1938
16.600	12.000	—	30.500	2.200	13.100	14.000	Oct. 1938
16.600	15.000	—	30.500	2.200	13.400	14.000	Nov. 1938
16.600	16.000	—	30.500	2.200	12.800	12.000	Dec. 1938

(1) 倉112磅 = 101.61市斤
(2) 磅秤100斤 = 120.96市斤

上海躉售物價——民國十九年至二十七年

貨名	酒精 第二廠 十美加侖 順發花鼓桶 爪哇	酒精 甲種 中國酒精* 製造公司 上海	樟腦 江西	甘油 罐重五十六磅 三角牌 英	花露水 一號 廣生行雙妹 上海	花露水 大號 林文烟 美	雪花膏 白玉霜 勞氏 美
Com- modity	Alcohol, 5-Am. gal.tin, 2-tin case, Slove & Co., Java	Alcohol, China Alcohol Distilling Co., Ltd., Shanghai	Camphor, Kiangsi	Glycerine, 56-lb. tin, G.B.	Florida Water, "Girls", No. 1, Shanghai	Florida Water, Murry & Lanman, U. S. A.	Face Cream, Pond's large size, U. S. A.
單 位 Unit	箱 Case	英加侖(1) Imp. Gal.	担 絲麻(2) Picul	聽 Tin	打 Dozen	打 Dozen	打 Dozen
	\$	\$	\$	\$	\$	\$	\$
民國十九年	11,210	—	144,476	26,264	4,756	7,181	11,893
二十年	13,186	—	191,561	27,552	4,742	8,271	14,504
廿一年	12,517	—	167,740	25,760	5,000	8,278	13,767
廿二年	14,191	—	145,499	24,663	5,600	8,046	13,738
廿三年	15,223	—	138,417	23,534	5,100	8,050	12,271
廿四年	16,938	1,010	125,458	25,104	4,600	8,021	9,973
廿五年	19,229	0.886	120,292	40,729	4,567	8,057	9,688
廿六年	20,400	1.667	136,818	60,146	4,560	8,000	10,500
廿七年	24,833	2.584	207,917	55,313	4,560	8,000	12,438
民國廿五年							
一月	19,000	0.950	122,000	26,250	4,600	8,000	9,500
二月	19,250	0.950	122,000	32,500	4,600	8,000	9,500
三月	19,250	0.950	122,000	32,500	4,560	8,340	9,500
四月	19,250	0.950	132,500	32,500	4,560	8,340	9,900
五月	19,250	0.900	135,000	38,000	4,560	8,000	9,000
六月	19,250	0.900	140,000	38,000	4,560	8,000	9,500
七月	19,250	0.900	140,000	40,000	4,560	8,000	9,875
八月	19,250	0.850	140,000	40,000	4,560	8,000	10,125
九月	19,250	0.850	102,500	45,000	4,560	8,000	10,250
十月	19,250	0.850	95,000	52,000	4,560	8,000	10,500
十一月	19,250	0.790	95,000	52,000	4,560	8,000	10,500
十二月	19,250	0.790	97,500	60,000	4,560	8,000	10,500
民國廿六年							
一月	20,000	0.790	112,500	60,000	4,560	8,000	10,500
二月	20,000	0.850	117,500	61,250	4,560	8,000	10,500
三月	20,000	1.000	127,500	61,250	4,560	8,000	10,500
四月	20,000	1.000	130,000	61,250	4,560	8,000	10,500
五月	20,000	1.000	130,000	61,250	4,560	8,000	10,500
六月	20,000	1.000	135,000	61,250	4,560	8,000	10,500
七月	20,000	1.000	137,500	61,250	4,560	8,000	10,500
八月	20,000	1.150	145,000	61,250	4,560	8,000	10,500
九月	20,000	2.475	—	58,250	4,560	8,000	10,500
十月	24,000	2.663	150,000	58,250	4,560	8,000	10,500
十一月	—	3.100	160,000	58,250	4,560	8,000	10,500
十二月	—	3.975	160,000	58,250	4,560	8,000	10,500
民國廿七年							
一月	29,000	3,313	150,000	58,250	4,560	8,000	10,500
二月	25,000	2,813	165,000	58,250	4,560	8,000	10,500
三月	24,000	2,563	185,000	58,250	4,560	8,000	10,500
四月	26,000	2,563	190,000	47,000	4,560	8,000	11,500
五月	26,000	2,563	190,000	53,250	4,560	8,000	11,500
六月	24,000	2,563	185,000	53,250	4,560	8,000	12,250
七月	24,000	2,438	215,000	53,250	4,560	8,000	13,750
八月	24,000	2,438	235,000	61,250	4,560	8,000	13,750
九月	24,000	2,438	240,000	61,250	4,560	8,000	13,750
十月	24,000	2,438	250,000	53,250	4,560	8,000	13,750
十一月	24,000	2,438	245,000	53,250	4,560	8,000	13,750
十二月	24,000	2,438	245,000	53,250	4,560	8,000	13,750

* 中國酒精廠存貨於廿七年二月間售罄，三月起代以遠東公司出品。
 † 廿七年係酒生廠實地牌市價。

WHOLESALE PRICES IN SHANGHAI, 1930—1938

牙粉 紙袋, 盒五十袋 無敵牌 上海	牙粉 大號 珂路衛 美	牙膏 大號 中國化學 工業社, 三星牌 上海	牙膏 大號 珂路衛 美	火柴 箱五十羅 榮昌廠, 漁德牌 上海	火柴 箱五十羅 瑞中, 鳳凰 瑞典	梛皮 薄梛皮 新加坡	貨名
Tooth Powder, 50-pkg. box, "Butterfly," Shanghai	Tooth Powder, Colgate, large size, U. S. A.	Tooth Paste, large size, "3 Stars," Shanghai	Ribbon Dental Cream, Colgate, large size, U. S. A.	Safety Matches, 50-gross case, Yung Chong Match Co., Shanghai	Safety Matches, 50-gross case, "Phoenix," Sweden	Bark, Mangrove, thin, Singapore	Com- modity
盒 Box	打 Dozen	打 Dozen	打 Dozen	箱 Case	箱 Case	担 磅秤(3) Picul	單位 Unit
\$ 0.737	\$ 7.630	\$ —	\$ 5.948	\$ 36.040	\$ 47.009	\$ 4.571	1930
0.735	11.057	2.299	8.393	58.093	79.407	6.548	1931
0.761	11.639	2.355	8.540	56.178	75.560	7.078	1932
0.765	11.244	2.396	8.136	49.833	58.583	6.553	1933
0.768	10.950	2.389	6.927	51.400	51.833	6.196	1934
0.760	10.431	2.370	6.394	47.776	49.700	7.150	1935
0.760	11.617	2.290	6.850	58.936	60.525	7.929	1936
0.760	11.733	2.280	6.840	69.015	68.986	9.392	1937
0.760	13.125	2.280	7.542	91.000	87.220	12.558	1938
0.760	12.500	2.300	7.000	54.300	56.100	7.400	1936
0.760	12.500	2.300	7.000	56.700	58.500	7.400	Jan.
0.760	12.000	2.300	7.000	59.100	60.900	7.450	Feb.
0.760	12.000	2.300	7.000	59.100	60.900	8.000	Mar.
0.760	12.000	2.300	7.000	59.100	60.900	8.000	Apr.
0.760	12.000	2.300	7.000	59.100	60.900	8.000	May.
0.760	11.200	2.300	7.000	60.600	62.400	8.000	June
0.760	11.200	2.280	6.700	62.100	63.900	7.900	July
0.760	11.200	2.280	6.700	62.100	63.900	8.000	Aug.
0.760	11.200	2.280	6.700	62.100	63.900	8.000	Sept.
0.760	11.200	2.280	6.700	59.100	60.900	8.000	Oct.
0.760	11.200	2.280	6.700	54.000	57.000	8.500	Nov.
0.760	11.200	2.280	6.700	—	57.000	8.500	Dec.
0.760	11.200	2.280	6.700	—	57.000	8.500	1937
0.760	11.200	2.280	6.300	—	—	8.000	Jan.
0.760	11.200	2.280	6.500	62.940	63.840	8.000	Feb.
0.760	11.200	2.280	6.500	64.290	65.190	8.000	Mar.
0.760	12.000	2.280	6.875	65.640	66.540	8.100	Apr.
0.760	12.000	2.280	7.000	65.640	66.540	8.600	May
0.760	12.000	2.280	7.000	65.640	66.540	8.600	June
0.760	12.000	2.280	7.000	73.200	74.640	9.250	July
0.760	12.000	2.280	7.000	73.200	74.640	9.500	Aug.
0.760	12.000	2.280	7.000	73.200	74.640	9.750	Sept.
0.760	12.000	2.280	7.000	73.200	74.640	11.000	Oct.
0.760	12.000	2.280	7.000	73.200	74.640	12.000	Nov.
0.760	12.000	2.280	7.000	73.200	74.640	12.000	Dec.
0.760	12.000	2.280	7.000	—	74.640	12.250	1938
0.760	12.000	2.280	7.000	—	74.640	12.000	Jan.
0.760	12.000	2.280	7.000	—	74.700	12.000	Feb.
0.760	12.000	2.280	7.500	—	—	12.000	Mar.
0.760	12.000	2.280	7.500	—	—	12.000	Apr.
0.760	12.000	2.280	7.500	—	—	11.500	May
0.760	12.500	2.280	7.500	—	—	11.250	June
0.760	13.750	2.280	7.500	—	81.000	13.500	July
0.760	13.750	2.280	7.500	81.000	84.000	13.500	Aug.
0.760	14.250	2.280	8.000	—	92.000	13.450	Sept.
0.760	14.250	2.280	8.000	95.000	96.000	13.000	Oct.
0.760	14.250	2.280	8.000	94.000	104.000	13.500	Nov.
0.760	14.750	2.280	8.000	94.000	104.000	12.750	Dec.

(1) 一英加侖 = 4.55市升
(2) 絲麻秤100斤 = 123.17市斤
(3) 磅秤100斤 = 120.96市斤

上海躉售物價——民國十九年至二十七年

貨名	五梧子 肚格 四川	元色 直接元色 愛禮司,和合 德	元色 碱化元 青光元 裕興,雙鷄 德	元色 碱化元 紅光元 愛禮司,廠圖 德	靛藍 直接靛藍 禮和,萬年 德	靛油 二成 歐和,角鹿 德	靛油 二成 南星,牛牌 美
Commodity	Nutgalls, Szechuen	Cotton Black, E Extra, Badische, Germany	Immedial Black, NNG, Cassella, Germany	Kryoglene Black, TBO, Badische, Germany	Fast Indigo Blue, Carlowitz & Co., Germany	Indigo Paste, 20% strength, China Export Import & Bank Co., Germany	Indigo Paste, 20% strength, National Aniline & Chemical Co., U. S. A.
單位 Unit	担 磅秤(1) Picul	斤 磅秤 Catty	担 磅秤(1) Picul	担 磅秤(1) Picul	半磅(2) lb.	担 磅秤(1) Picul	担 磅秤(1) Picul
	\$	\$	\$	\$	\$	\$	\$
民國十九年	47.180	1.936	55.764	61.120	0.718	78.114	66.477
二十一年	50.604	2.559	73.638	86.963	1.111	97.188	86.676
廿二年	32.973	3.015	84.194	94.924	1.353	113.202	101.882
廿三年	28.690	3.220	84.005	94.039	1.517	112.607	100.948
廿四年	29.938	2.328	66.958	75.517	1.249	120.750	109.750
廿五年	25.167	1.873	53.458	63.250	1.229	111.750	102.500
廿六年	22.563	1.850	49.000	63.500	1.400	113.000	104.000
廿七年	28.313	1.918	45.382	56.773	1.441	117.545	108.545
廿八年	51.563	2.667	68.604	83.863	1.869	142.517	132.917
民國廿五年							
一月	24.000	2.000	54.000	70.000	1.400	113.000	104.000
二月	23.500	1.900	54.000	70.000	1.400	113.000	104.000
三月	23.250	1.900	54.000	70.000	1.400	113.000	104.000
四月	24.000	1.900	54.000	70.000	1.400	113.000	104.000
五月	24.000	1.900	49.000	64.000	1.400	113.000	104.000
六月	24.000	1.900	49.000	64.000	1.400	113.000	104.000
七月	24.000	1.900	49.000	64.000	1.400	113.000	104.000
八月	24.000	1.750	45.000	58.000	1.400	113.000	104.000
九月	21.500	1.750	45.000	58.000	1.400	113.000	104.000
十月	21.000	1.750	45.000	58.000	1.400	113.000	104.000
十一月	19.500	1.750	45.000	58.000	1.400	113.000	104.000
十二月	18.000	1.800	45.000	58.000	1.400	113.000	104.000
民國廿六年							
一月	22.000	1.850	45.000	58.000	1.400	113.000	104.000
二月	23.500	1.850	44.100	55.000	1.400	118.000	109.000
三月	24.500	1.850	44.100	55.000	1.400	118.000	109.000
四月	25.000	1.850	44.100	55.000	1.400	118.000	109.000
五月	27.000	1.850	44.100	55.000	1.400	118.000	109.000
六月	27.500	1.850	44.100	55.000	1.400	118.000	109.000
七月	29.000	1.850	44.100	55.000	1.400	118.000	109.000
八月	28.500	1.850	44.100	55.000	1.400	118.000	109.000
九月	30.250	—	—	—	—	—	—
十月	33.500	2.100	48.500	60.500	1.550	118.000	109.000
十一月	34.000	2.100	48.500	60.500	1.550	118.000	109.000
十二月	35.000	2.100	48.500	60.500	1.550	118.000	109.000
民國廿七年							
一月	35.750	2.100	48.500	60.500	1.550	118.000	109.000
二月	36.000	2.200	48.500	60.500	1.550	118.000	109.000
三月	44.500	2.200	48.500	56.100	1.550	118.000	109.000
四月	46.500	2.200	59.250	72.750	1.550	128.000	119.000
五月	48.500	2.400	70.000	85.000	1.700	138.000	129.000
六月	51.000	2.600	70.000	85.000	1.850	138.000	129.000
七月	52.000	2.600	70.000	85.000	1.850	138.000	129.000
八月	55.000	2.900	76.500	93.500	2.025	151.800	142.000
九月	57.500	3.200	83.000	102.000	2.200	165.600	155.000
十月	62.000	3.200	83.000	102.000	2.200	165.600	155.000
十一月	65.000	3.200	83.000	102.000	2.200	165.600	155.000
十二月	65.000	3.200	83.000	102.000	2.200	165.600	155.000

* 廿七年夾箱無市代以膠州生油。

† 盧盤。

WHOLESALE PRICES IN SHANGHAI, 1930—1938

快靛 五成 羅信,角鹿 德	硃紅 酸性硃紅 容信,雙鷄 德	塊綠 變基性塊綠 拜耳,大島 德	墨灰 箱十五袋 袋重十二磅半 英	鉛粉 大盆 廣東	花生油 本廠 上海	花生油 東嶺* 山東	貨 名
Reduced Indigo, 50%, strength, China Export Import & Bank Co., Germany	Poncen, Cassella, Germany	China Green, Cryst., 120%, Bayer, Germany	Carbon Black, 12½-lb. sack, 15-sack case, G.B.	Lead, White, Tai Yih Co., Kwangtung	Oil, Groundnut, Shanghai	Oil, Groundnut, Shantung	Com- modity
担 磅秤(1) Picul	半磅(2) ½ lb.	斤 磅秤 Catty	箱 Case	担 磅秤二百斤 2 piculs	担 磅秤(1) Picul	担 磅秤 50 Kg.	單 位 Unit
\$	\$	\$	\$	\$	£	\$	
195.285	0.889	5.225	—	36.465	24.647	17.863	1930
252.017	1.176	6.991	—	42.350	23.234	16.916	1931
283.000	1.429	7.483	—	31.661	24.177	17.260	1932
280.016	1.519	7.868	49.917	24.865	20.286	14.523	1933
301.875	1.238	6.300	48.333	24.413	16.688	10.383	1934
279.375	1.229	6.100	50.100	28.271	22.217	15.259	1935
282.500	1.400	7.200	58.000	38.750	29.163	20.213	1936
290.000	1.441	7.405	61.083	47.542	30.958	21.315	1937
354.198	1.781	9.481	78.125	47.000	28.625	19.850	1938
282.500	1.400	7.200	—	34.900	27.500	18.400	1936
282.500	1.400	7.200	58.000	34.500	27.500	17.100	Jan.
282.500	1.400	7.200	58.000	35.000	28.500	18.450	Feb.
282.500	1.400	7.200	58.000	42.000	30.500	20.600	Mar.
282.500	1.400	7.200	58.000	41.500	29.000	21.600	Apr.
282.500	1.400	7.200	58.000	40.500	30.000	20.400	May
282.500	1.400	7.200	58.000	40.000	29.250	21.450	June
282.500	1.400	7.200	58.000	39.000	29.500	20.850	July
282.500	1.400	7.200	58.000	39.000	29.500	21.200	Aug.
282.500	1.400	7.200	58.000	39.000	29.500	20.650	Sept.
282.500	1.400	7.200	58.000	40.000	28.200	20.000	Oct.
282.500	1.400	7.200	58.000	40.500	31.000	21.850	Nov.
282.500	1.400	7.200	58.000	40.500	31.000	21.850	Dec.
282.500	1.400	7.200	61.000	42.500	31.000	21.100	1937
290.750	1.400	7.200	61.000	44.000	31.000	21.100	Jan.
290.750	1.400	7.200	59.500	47.000	31.000	21.000	Feb.
290.750	1.400	7.200	57.500	48.000	31.000	22.100	Mar.
290.750	1.400	7.200	59.500	49.500	30.650	20.050	Apr.
290.750	1.400	7.200	59.000	49.500	30.000	19.600	May
290.750	1.400	7.200	58.000	47.500	31.000	20.200	June
290.750	1.400	7.200	58.000	48.000	31.000	—	July
290.750	1.400	7.200	61.500	49.500	31.100	—	Aug.
290.750	1.550	7.950	65.000	49.000	31.500	22.250	Sept.
290.750	1.550	7.950	66.000	48.000	31.000	21.750	Oct.
290.750	1.550	7.950	67.000	48.000	31.250	24.000	Nov.
290.750	1.550	7.950	70.500	48.000	—	—	Dec.
290.750	1.550	7.950	71.000	48.000	† 28.250	—	1938
290.750	1.550	7.950	66.500	45.500	† 28.000	—	Jan.
322.500	1.675	7.950	64.000	45.250	† 25.500	18.250	Feb.
340.750	1.675	8.725	64.000	45.250	† 27.500	17.800	Mar.
340.750	1.800	9.500	64.000	47.000	† 27.500	16.750	Apr.
340.750	1.800	9.500	75.000	50.000	† 28.250	17.500	May
377.375	1.900	10.250	90.500	—	† 29.000	21.000	June
414.000	2.000	11.000	91.000	—	† 30.500	21.350	July
414.000	2.000	11.000	91.500	—	† 29.250	20.950	Aug.
414.000	2.000	11.000	93.000	—	† 30.250	21.600	Sept.
414.000	2.000	11.000	96.500	—	† 30.000	21.700	Oct.
414.000	2.000	11.000	96.500	—	† 29.500	21.600	Nov.
414.000	2.000	11.000	96.500	—	† 29.500	21.600	Dec.

(1) 磅秤100斤 = 120.96市斤
(2) 半磅 = 0.45市斤

上海躉售物價——民國十九年至二十七年

貨名	豆油 木廠 上海	豆油 輪船運貨 大連	桐油 湖洪 慶元 湖南 洪江	桐油 白桐油 1.5168 度 湖南	椰子油 老樹牌 新加坡	柏油 平刺 湖北	汽婆油 亞細亞, 殼牌 英
Commodity	Oil, Soya Bean, Shanghai	Oil, Soya Bean, Dairen	Oil, Wood, Hungkiang, Hunan	Oil, Wood, 1.5168 refraction, Hunan	Coconut Oil, "Tree," Singapore	Vegetable Tallow, Hupeh	Gasoline, "Shell," A. P. C., G. B.
單位 Unit	担 市秤 50 Kg.	担 市秤 50 Kg.	桶(1) Barrel	英噸(2) Long Ton	担 磅秤(3) Picul	担(4) Tsu	五美加侖(5) 5-Am. Gal.
	\$	\$	\$	\$	\$	\$	\$
民國十九年	18.976	19.021	27.254	551.637	32.044	23.815	3.820
二十一年	16.243	15.985	28.197	514.027	33.143	37.034	5.429
廿二年	14.762	14.661	25.618	468.322	28.547	26.354	5.300
廿三年	14.286	14.719	22.671	427.427	24.217	24.010	4.336
廿四年	10.852	10.592	22.742	492.917	17.454	17.558	4.140
廿五年	14.329	14.640	25.830	798.500	21.325	20.533	4.533
廿六年	20.904	21.319	38.942	1044.956	29.133	19.950	5.000
廿七年	21.725	22.204	43.029	973.042	38.227	27.850	5.250
民國廿五年	21.742	22.129	62.583	1252.933	35.958	28.938	6.198
民國廿六年							
一月	19.900	20.000	30.300	866.500	27.000	20.800	5.000
二月	18.750	17.650	33.200	924.000	27.500	20.600	5.000
三月	19.650	19.475	36.200	1078.000	31.000	18.700	5.000
四月	21.000	22.000	38.200	1253.000	30.350	19.000	5.000
五月	22.300	21.800	38.400	1246.500	29.250	18.200	5.000
六月	21.650	21.900	38.400	1243.000	28.500	18.000	5.000
七月	22.600	23.400	40.400	1282.500	28.500	18.600	5.000
八月	21.200	21.200	44.500	1122.500	28.500	19.800	5.000
九月	20.025	20.900	42.500	981.000	28.500	19.800	5.000
十月	20.600	21.600	41.200	859.500	28.500	20.300	5.000
十一月	19.650	21.100	42.000	825.500	28.500	21.700	5.000
十二月	23.525	24.800	42.000	857.500	33.500	23.900	5.000
民國廿七年							
一月	24.025	24.500	44.500	872.000	38.500	26.500	5.250
二月	22.700	22.850	46.400	953.000	38.500	31.500	5.250
三月	21.950	22.850	44.800	1002.500	38.500	31.400	5.250
四月	22.750	23.500	44.000	1037.500	38.500	28.800	5.250
五月	21.500	21.500	44.000	893.000	38.500	25.500	5.250
六月	20.575	21.350	39.500	859.000	32.500	24.500	5.250
七月	21.750	21.950	38.000	837.500	32.500	26.000	5.250
八月	21.000	21.200	—	823.000	—	26.000	5.250
九月	19.000	21.100	—	1191.000	53.000	27.000	5.250
十月	21.350	21.650	—	1360.500	36.000	28.000	5.250
十一月	21.350	21.500	—	924.000	36.000	29.000	5.250
十二月	22.700	22.500	—	923.500	38.000	30.000	5.250
民國廿七年							
一月	22.950	22.950	38.000	970.200	38.000	30.200	5.250
二月	22.500	22.500	39.000	903.000	30.000	30.700	5.250
三月	21.000	21.400	51.000	1016.000	30.000	29.500	5.250
四月	21.600	21.000	51.000	991.000	33.000	25.000	5.625
五月	21.000	21.000	50.000	924.000	34.500	25.000	5.500
六月	—	21.500	48.000	1008.000	38.000	25.000	6.250
七月	—	22.450	49.000	1327.000	38.000	26.500	6.500
八月	—	22.500	85.000	1554.000	38.000	29.400	6.750
九月	—	22.600	87.000	1554.000	38.000	31.800	7.000
十月	—	22.950	85.000	1428.000	38.000	32.600	7.000
十一月	22.000	22.050	85.000	1680.000	28.000	30.800	7.000
十二月	—	22.650	85.000	1680.000	38.000	30.750	7.000

* 十九年至廿一年係美國貨 W W 牌。
† 廠號。

WHOLESALE PRICES IN SHANGHAI, 1930—1938

57

煤油 美字,鷹標 美	煤油 鷹標散油 美	滑物油 馬達油 美字 美	柴油 美字 美	松香 W.G. 箱*	樹膠 袋二百(四磅) 美羅時 亞喇伯	生橡皮 荷蘭橡皮公司 新加坡	貨名
Kerosene Oil, "Eagle," Standard- Vacuum Oil Co., U. S. A.	Kerosene Oil, in Bulk, "Eagle," Standard- Vacuum Oil Co., U. S. A.	Motor Oil, Standard- Vacuum Oil Co., U. S. A.	Liquid Fuel, Standard- Vacuum Oil Co., U. S. A.	Rosin, W. G., Germany	Gum, 224lb. bag, Melchers & Co., Arabia	Rubber, Crude, Singapore Rubber Works, Ltd., Singapore	Com- modity
二加侖 十美加侖 2 tins, 10-Am. Gal.	十美加侖 10-Am. Gal.	英加侖(6) Imp. Gal.	英噸(2) Long Ton	担 磅秤(3) Picul	袋(7) Bag	磅(8) Pound	單位 Unit
\$ 7.119	\$ 6.568	\$ 2.189	\$ 57.467	\$ 20.672	\$ 160.572	\$ 0.783	1930
9.935	9.318	2.876	81.805	20.845	110.893	0.750	1931
8.857	8.210	2.972	74.162	20.341	70.132	0.706	1932
5.933	5.129	3.030	74.300	16.142	66.754	0.463	1933
7.396	6.646	3.100	74.300	12.750	67.375	0.501	1934
8.154	7.404	3.212	70.967	12.888	81.354	0.572	1935
8.950	8.200	3.770	79.300	16.175	92.833	0.831	1936
9.492	8.846	3.770	85.450	22.833	104.417	1.075	1937
12.290	10.900	4.322	119.271	27.667	125.833	1.321	1938
8.950	8.200	3.770	79.300	15.300	110.000	0.650	Jan.
8.950	8.200	3.770	79.300	15.800	99.000	0.750	Feb.
8.950	8.200	3.770	79.300	16.000	95.000	0.850	Mar.
8.950	8.200	3.770	79.300	16.000	95.000	0.850	Apr.
8.950	8.200	3.770	79.300	16.500	91.000	0.860	May
8.950	8.200	3.770	79.300	16.500	90.000	0.860	June
8.950	8.200	3.770	79.300	16.000	90.000	0.850	July
8.950	8.200	3.770	79.300	16.000	88.000	0.850	Aug.
8.950	8.200	3.770	79.300	16.000	88.000	0.800	Sept.
8.950	8.200	3.770	79.300	16.000	88.000	0.850	Oct.
8.950	8.200	3.770	79.300	16.000	88.000	0.850	Nov.
8.950	8.200	3.770	79.300	18.000	92.000	0.950	Dec.
9.250	8.450	3.770	79.300	23.000	92.000	1.000	1937
9.550	8.700	3.770	79.300	23.000	92.000	1.050	Jan.
9.750	8.900	3.770	79.300	23.000	92.000	1.050	Feb.
9.750	8.900	3.770	87.500	23.000	92.000	1.100	Mar.
9.750	8.900	3.770	87.500	23.000	105.000	1.100	Apr.
9.750	8.900	3.770	87.500	23.000	105.000	1.100	May
9.750	8.900	3.770	87.500	23.000	105.000	1.100	June
9.750	8.900	3.770	87.500	23.000	105.000	1.050	July
9.750	8.900	3.770	87.500	23.000	105.000	1.050	Aug.
9.750	8.900	3.770	87.500	22.500	105.000	1.050	Sept.
9.750	8.900	3.770	87.500	22.500	120.000	1.100	Oct.
9.750	8.900	3.770	87.500	22.500	120.000	1.100	Nov.
9.750	8.900	3.770	87.500	22.500	120.000	1.100	Dec.
9.750	8.900	3.770	87.500	22.500	120.000	1.100	1938
9.750	8.900	3.770	87.500	22.500	110.000	1.150	Jan.
9.750	8.900	3.770	87.500	22.500	100.000	1.150	Feb.
9.800	8.950	3.770	87.500	22.500	100.000	1.250	Mar.
10.850	10.000	4.150	95.500	22.500	100.000	1.250	Apr.
10.850	10.000	4.150	95.500	25.000	130.000	1.250	May
12.475	11.300	4.355	115.250	25.000	130.000	1.300	June
13.100	11.600	4.560	125.000	32.000	130.000	1.300	July
13.700	11.950	4.620	137.500	32.000	130.000	1.400	Aug.
14.300	12.300	4.680	150.000	32.000	145.000	1.400	Sept.
14.300	12.300	4.680	150.000	32.000	145.000	1.400	Oct.
14.300	12.300	4.680	150.000	32.000	145.000	1.500	Nov.
14.300	12.300	4.680	150.000	32.000	145.000	1.500	Dec.

(1)桶約重84.48市斤
(2)英噸=2,032.096市斤
(3)磅秤100斤=120.96市斤
(4)紐約重111.47市斤

(5)一美加侖=3.79市斤
(6)一英加侖=4.55市斤
(7)袋二會=224磅=230.21市斤
(8)磅=0.91市斤

貨 名	洋乾漆 一號 印度	牛皮膠 德記 英	白蠟 米心 四川	石蠟 125 ⁰ -127 ⁰ 美孚 美	蠟燭 箱二十五封 封重十二英兩 英國白禮氏 船牌 上海	肥皂 洗衣塊皂 箱一百廿塊 五洲固本廠 上海	白漆 上白漆 哈白克 英
Com- modity	Shellac, 1st. grade, India	Glue, Cow, Bradley & Co., G. B.	Wax, White, Szechuen	Paraffin, 125 ⁰ -127 ⁰ Standard Vacuum Oil Co., U. S. A.	Candles, 12 oz. pkg., 25-pkg. case, "Boat", Price's (China), Ltd., (British), Shanghai	Laundry Soap, 60 doublets, Internat- ional Soap Works, Shanghai	Paint, White Zinc, Hubbeck, G. B.
單 位 Unit	磅(1) Pound	磅(1) Pound	担 市秤 50 Kg.	担 磅秤(2) Picul	箱 Case	箱 Case	盒(3) Cwt.
	\$	\$	\$	\$	\$	\$	\$
民國十九年	1.504	0.321	131.284	18.140	4.402	5.501	41.862
二十一年	1.257	0.341	116.354	19.938	6.147	5.510	49.341
廿二年	0.969	0.233	94.374	20.518	6.184	5.476	49.319
廿三年	0.794	0.191	102.446	24.608	5.400	5.467	48.722
廿四年	1.017	0.190	113.250	18.875	5.400	6.408	45.104
廿五年	1.029	0.190	116.500	15.496	4.840	5.854	39.333
廿六年	0.967	0.209	122.583	18.325	3.825	5.848	47.833
廿七年	0.872	0.323	124.333	20.455	4.200	6.854	50.417
民國廿五年	1.008	0.504	197.625	31.138	4.642	8.100	56.667
民國廿六年							
一月	1.200	0.200	123.000	17.800	3.800	5.600	48.000
二月	1.150	0.200	124.000	17.800	3.700	5.600	48.000
三月	1.050	0.200	124.000	18.150	3.700	5.600	48.000
四月	0.975	0.200	118.000	18.150	3.600	5.900	47.500
五月	0.925	0.200	114.000	18.000	3.500	6.000	48.000
六月	0.900	0.200	122.000	18.400	3.500	6.000	47.000
七月	0.900	0.200	125.000	18.400	3.500	6.000	47.000
八月	0.900	0.200	128.000	18.400	4.000	6.000	47.000
九月	0.900	0.210	128.000	18.400	4.000	5.850	47.750
十月	0.900	0.220	118.000	18.400	4.200	5.850	48.500
十一月	0.900	0.230	122.000	19.000	4.200	5.850	48.250
十二月	0.900	0.250	124.000	19.000	4.200	5.925	49.000
民國廿七年							
一月	0.900	0.260	127.500	19.000	4.200	6.000	51.000
二月	0.900	0.270	130.000	19.000	4.200	6.850	53.000
三月	0.900	0.310	136.000	19.000	4.200	7.200	53.000
四月	0.900	0.320	120.000	19.000	4.200	7.200	53.000
五月	0.880	0.320	120.000	19.000	4.200	6.700	51.000
六月	0.880	0.320	118.500	19.000	4.200	6.600	50.000
七月	0.850	0.320	115.000	19.000	4.200	6.700	49.000
八月	0.850	0.320	115.000	21.000	4.200	6.700	49.000
九月	0.850	0.320	120.000	21.000	4.200	7.200	49.000
十月	0.850	0.400	130.000	25.000	4.200	7.200	49.000
十一月	0.850	0.400	135.000	25.000	4.200	7.200	49.000
十二月							
民國廿七年							
一月	0.850	0.400	142.500	25.000	4.500	7.740	49.000
二月	0.850	0.400	153.000	24.000	4.500	8.000	49.000
三月	0.850	0.400	176.000	24.000	4.500	8.000	49.000
四月	0.850	0.400	195.000	26.500	4.600	8.000	49.000
五月	0.850	0.400	200.000	29.150	4.700	8.000	49.000
六月	0.850	0.450	200.000	35.000	4.700	8.400	55.000
七月	1.050	0.450	187.500	35.000	4.700	8.400	65.000
八月	1.150	0.550	195.000	35.000	4.700	8.400	65.000
九月	1.200	0.650	227.500	35.000	4.700	8.400	65.000
十月	1.200	0.650	252.500	35.000	4.700	8.400	65.000
十一月	1.200	0.650	260.000	35.000	4.700	7.460	65.000
十二月	1.200	0.650	260.000	35.000	4.700	7.460	65.000

WHOLESALE PRICES IN SHANGHAI, 1930—1938

凡利水 鳳凡利水 鷹牌 美	橡膠套鞋 吉口男鞋 大中華廠, 雙錢 上海	柏油 上海	連史紙 文康本號 件十五刀 浙江	連史紙 甲種改良連史 令重廿三磅 25吋×44吋 江南廠, 鹿頭 上海	毛邊紙 件六刀半 美大仁 福建	毛邊紙 甲種仿洋毛邊 令重廿六磅 23吋×53吋 江南廠, 鹿頭 上海	貨名
Varnish, "Eagle," U. S. A.	Rubber Shoe, Ta Chung Hua Rubber & Co., Shanghai	Coal Tar, Shanghai	Paper, Lien Sze, Chekiang	Imitation Lien Sze Paper, 23-lb. ream, 25"×44" Kiang Nan, Shanghai	Moa-Bien Paper, Fukien	White M.G. Cap Paper, 26-lb. ream, 23"×53" Kiang Nan, Paper Mill, Ltd., Shanghai	Com- modity
英加侖(4) Imp. Gal	打 Dozen	桶(5) Barrel	件 Package	令 Ream	件 Package	令 Ream	單位 Unit
\$	\$	\$	\$	\$	\$	\$	
3.748	12.489	9.678	25.359	4.764	18.664	5.081	1930
4.422	12.425	10.598	26.452	5.779	20.500	6.055	1931
4.599	11.791	10.790	30.358	6.615	20.515	6.898	1932
5.318	10.450	11.629	31.043	5.619	21.219	5.947	1933
5.013	9.713	10.443	32.022	4.979	21.772	5.306	1934
4.850	9.031	9.796	29.954	4.525	18.135	4.866	1935
5.000	10.120	10.500	28.438	4.281	18.322	4.626	1936
5.000	11.408	10.833	28.243	5.905	21.059	6.146	1937
5.292	12.800	12.417	32.067	9.379	20.192	4.929	1938
5.000	9.968	10.500	29.371	4.250	17.832	4.610	1936
5.000	9.968	10.500	29.371	4.250	17.902	4.610	Jan.
5.000	10.000	10.500	29.371	4.250	17.832	4.610	Feb.
5.000	10.000	10.500	28.671	4.270	19.231	4.610	Mar.
5.000	10.000	10.500	28.671	4.270	20.280	4.610	Apr.
5.000	10.000	10.500	28.671	4.270	19.580	4.610	May
5.000	10.000	10.500	27.972	4.270	18.881	4.610	June
5.000	10.000	10.500	27.972	4.270	17.902	4.610	July
5.000	10.000	10.500	27.972	4.270	17.483	4.610	Aug.
5.000	10.000	10.500	27.972	4.270	17.203	4.610	Sept.
5.000	10.600	10.500	27.972	4.270	17.552	4.610	Oct.
5.000	10.900	10.500	27.273	4.460	18.182	4.800	Nov.
5.000	11.200	10.500	27.273	4.460	18.462	4.800	Dec.
5.000	11.200	10.500	27.273	4.650	20.979	5.300	1937
5.000	11.200	10.500	27.273	5.210	22.378	5.545	Jan.
5.000	11.200	11.000	27.273	5.570	22.657	5.910	Feb.
5.000	11.200	11.000	27.273	5.850	21.678	6.190	Mar.
5.000	11.200	11.000	27.273	5.860	20.699	6.190	Apr.
5.000	11.200	11.000	27.500	5.860	20.550	6.190	May
5.000	11.200	11.000	29.500	6.675	20.800	—	June
5.000	11.700	11.000	29.500	7.250	20.900	7.500	July
5.000	12.200	11.000	30.500	7.250	22.000	7.500	Aug.
5.000	12.200	11.000	31.000	7.250	22.300	7.500	Sept.
5.000	12.200	11.000	31.000	7.250	22.000	7.500	Oct.
5.000	12.200	11.000	30.400	7.200	21.200	7.400	Nov.
5.000	12.200	11.000	31.600	7.100	20.600	7.200	Dec.
5.000	13.000	11.000	32.000	9.100	20.800	9.450	1938
5.000	13.000	12.500	31.600	9.100	20.200	9.450	Jan.
5.500	13.000	12.500	32.000	9.100	19.800	9.450	Feb.
5.500	13.000	12.500	32.600	9.100	19.500	9.450	Mar.
5.500	13.000	13.500	33.000	9.100	19.700	9.450	Apr.
5.500	13.000	13.500	32.500	11.000	19.500	9.450	May
5.500	13.000	13.500	32.800	11.500	19.600	9.450	June
5.500	13.000	13.500	32.800	11.500	19.600	9.450	July
5.500	13.000	13.500	32.800	11.500	19.600	9.450	Aug.
5.500	13.000	13.500	32.800	11.500	19.600	9.450	Sept.
5.500	13.000	13.500	32.800	11.500	19.600	9.450	Oct.
5.500	13.000	13.500	32.800	11.500	19.600	9.450	Nov.
5.500	13.000	13.500	32.800	11.500	19.800	9.450	Dec.

(1)磅=0.91市斤
 (2)磅每100斤=120.96市斤
 (3)令112磅=101.61市斤
 (4)一英加侖=4.55市斤
 (5)桶重240磅(市上標40加侖)=217.73市斤

上海 躉 售 物 價 —— 民國十九年至二十七年

貨 名	油光紙 白油光 令重十七磅 25吋×44吋 漢記,喜禾 瑞成	報 紙 (捲筒切) 合重四十七磅 31吋×43吋 泰和,三角 英	道林紙 順字,牧童 瑞成	模造紙 順字,牧童 瑞成	牛皮紙 吉時,美 美	板 紙 黃板紙 三十二號至 四十八號 克成廠,金龍 上海	板 紙 白板紙 合重230磅 31吋×43吋 茂字 荷蘭
Com- modity	White M.G. Cap Paper, 17-lb.ream, 25"×44", Hoehnke Frithjof, Norway	Newsprint Paper, 47-lb.ream, 31"×43", Reiss, Massey & Co., G.B.	M.F. Printing Paper, Thoresen & Co., O., Norway	Simile Paper, Thoresen & Co., O., Norway	Kraft Paper, Getz Bros. & Co., U.S.A.	Strawboard, King Chen Paper Mill, Ltd., Shanghai	White Board, 230-lb. ream, 31"×43", Molnar & Greiner of Shanghai, Netherlands
單 位 Unit	合 Ream	合 Ream	磅(1) Pound	磅(1) Pound	磅(1) Pound	英噸(2) Long Ton	合 Ream
	\$	\$	\$	\$	\$	\$	\$
民國十九年	2.760	—	0.210	0.216	0.153	96.375	—
二十年	3.780	—	0.259	0.270	0.182	90.411	—
廿一年	2.888	—	0.212	0.222	0.163	101.765	36.025
廿二年	2.519	—	0.209	0.218	0.148	87.242	31.137
廿三年	2.590	3.316	0.214	0.220	0.153	88.750	29.333
廿四年	2.302	2.719	0.188	0.196	0.138	84.750	27.625
廿五年	2.625	3.358	0.223	0.231	0.182	86.833	30.604
廿六年	3.972	5.359	0.283	0.290	0.250	92.000	37.800
廿七年	4.248	6.000	0.336	0.353	0.282	160.792	46.500
民國廿五年							
一月	2.500	3.110	0.220	0.232	0.168	84.000	29.500
二月	2.550	3.375	0.220	0.230	0.175	84.000	30.000
三月	2.520	3.225	0.220	0.230	0.179	84.000	30.000
四月	2.515	3.180	0.220	0.230	0.185	86.000	31.000
五月	2.560	3.135	0.220	0.230	0.182	86.000	31.000
六月	2.510	3.075	0.220	0.228	0.174	86.000	31.000
七月	2.505	3.190	0.229	0.228	0.172	86.000	31.000
八月	2.520	3.225	0.220	0.228	0.173	86.000	31.000
九月	2.565	3.230	0.220	0.228	0.173	86.000	30.000
十月	2.610	3.300	0.225	0.228	0.182	90.000	30.000
十一月	2.890	3.540	0.232	0.238	0.195	92.000	30.000
十二月	3.250	4.800	0.244	0.244	0.222	92.000	33.750
民國廿六年							
一月	3.790	4.850	0.250	0.251	0.240	92.000	39.500
二月	3.750	4.950	0.270	0.270	0.238	92.000	40.000
三月	3.875	5.100	0.280	0.280	0.248	92.000	38.000
四月	3.915	5.000	0.285	0.290	0.258	92.000	36.500
五月	3.840	5.250	0.285	0.290	0.249	92.000	36.000
六月	3.740	5.190	0.284	0.290	0.239	92.000	36.000
七月	3.650	5.165	0.277	0.285	0.238	92.000	36.000
八月	3.700	5.200	0.275	0.285	0.235	92.000	36.000
九月	4.000	5.550	0.300	—	0.260	—	—
十月	4.550	6.125	0.295	0.320	0.270	—	—
十一月	4.450	6.275	0.300	0.320	0.265	—	40.000
十二月	4.400	5.650	0.295	0.310	0.261	—	40.000
民國廿七年							
一月	3.750	4.900	0.295	0.308	0.248	176.600	41.000
二月	3.350	4.575	0.293	0.310	0.238	166.000	41.000
三月	3.650	4.650	0.290	0.308	0.233	145.000	44.000
四月	4.150	5.600	0.323	0.330	0.268	150.000	45.000
五月	3.775	4.875	0.308	0.323	0.238	155.000	42.000
六月	3.700	4.950	0.295	0.310	0.235	150.000	42.000
七月	4.200	6.450	0.340	0.355	0.260	130.000	46.000
八月	4.800	7.500	0.380	0.400	0.330	130.000	52.000
九月	4.800	6.950	0.380	0.400	0.325	152.500	52.000
十月	5.050	7.500	0.380	0.400	0.340	160.000	52.000
十一月	4.950	7.150	0.380	0.400	0.338	205.000	50.000
十二月	4.800	6.900	0.370	0.390	0.330	210.000	49.000

二十四年一月起改品質相同之泰來牌頭牌,廿七年牌頭牌無市,改德記表頭牌。

WHOLESALE PRICES IN SHANGHAI, 1930—1938

卡紙 白卡紙 碎法 英	棉花 雲貴細絨棉 河南靈寶	棉花 陝西棉 陝西	棉花 通州棉 江蘇通州	棉花 蘇錫棉 浙江蘇錫	棉花 火機棉 上海	棉紗 十支 崇信廠,大華 上海	貨名
White Cartons, Burkill & Son A. R., G.B.	Cotton, Raw, Lingpao, Honan	Cotton, Raw, Shensi	Cotton, Raw, Tungchow, Kiangsu	Cotton, Raw, Yuyao, Chekiang	Cotton, Raw, Shanghai	Cotton Yarn, 10's, "Dah Fah," Zoong Sing Cotton Mills, Ltd., Shanghai	Com- modity
磅(1) Pound	担 市秤 50 Kg.	担 市秤 50 Kg.	担 市秤 50 Kg.	担 市秤 50 Kg.	担 市秤 50 Kg.	包(3) Bale	單位 Unit
\$	\$	\$	\$	\$	\$	\$	
0.335	—	40.120	40.910	37.567	29.123	199.635	1930
0.431	—	43.000	44.235	39.780	41.504	209.425	1931
0.374	—	37.930	38.422	34.884	35.580	206.684	1932
0.322	40.202	36.247	35.755	33.196	34.100	171.667	1933
0.282	43.619	35.213	34.858	32.636	33.365	167.531	1934
0.243	43.740	34.421	35.065	31.708	33.629	162.188	1935
0.265	53.010	42.898	42.917	37.635	41.094	193.240	1936
0.303	53.163	42.550	41.409	35.511	39.273	240.307	1937
0.373	47.813	41.125	39.198	34.667	36.375	260.833	1938
0.270	51.875	38.375	38.750	35.875	37.875	177.250	Jan.
0.270	52.250	38.625	39.125	35.625	38.375	175.500	Feb.
0.268	53.000	41.750	42.250	36.750	40.375	179.500	Mar.
0.267	53.875	44.000	44.375	38.000	42.250	182.250	Apr.
0.267	52.625	42.250	42.625	36.500	40.625	185.000	May
0.262	52.750	42.250	42.750	36.750	40.750	185.000	June
0.262	56.000	45.750	46.875	42.125	44.875	191.625	July
0.260	56.125	46.375	47.375	42.875	45.500	199.000	Aug.
0.260	50.500	43.000	42.750	36.625	41.375	185.750	Sept.
0.260	51.375	43.650	42.250	36.125	39.500	202.500	Oct.
0.263	51.875	43.625	42.125	36.375	40.000	212.000	Nov.
0.268	53.875	45.125	43.750	38.000	41.625	239.500	Dec.
0.272	54.125	45.125	43.625	36.625	41.625	234.500	1937
0.290	54.250	45.000	43.750	36.750	41.750	227.250	Jan.
0.300	54.250	44.750	43.500	36.250	41.750	220.625	Feb.
0.305	55.875	45.125	44.375	36.625	42.125	231.750	Mar.
0.305	57.000	46.500	45.750	37.750	42.750	242.500	Apr.
0.300	59.000	48.125	47.500	39.250	43.875	254.000	May
0.300	56.375	44.625	44.375	38.375	42.250	255.250	June
0.300	53.000	42.500	41.750	37.000	40.250	250.000	July
0.320	—	33.000	30.500	27.000	29.000	230.000	Aug.
0.320	42.750	34.750	34.500	30.000	32.000	250.000	Sept.
0.320	45.000	—	35.875	35.000	34.625	247.500	Oct.
0.315	35.750	—	28.500	27.000	27.250	212.000	Nov.
0.310	37.875	30.000	29.000	27.000	28.000	217.500	Dec.
0.330	46.000	36.000	34.750	32.500	33.375	230.000	1938
0.355	—	39.125	37.875	35.125	36.125	247.500	Jan.
0.340	—	34.750	33.500	30.250	30.750	246.000	Feb.
0.345	—	35.250	34.625	30.750	32.250	256.500	Mar.
0.395	52.125	36.875	36.500	32.375	34.625	264.000	Apr.
0.450	56.375	43.000	41.625	38.250	39.750	289.000	May
0.410	58.750	41.875	40.875	35.000	38.000	326.000	June
0.410	—	47.500	46.500	40.875	43.125	318.000	July
0.410	—	53.750	53.250	42.875	45.875	269.500	Aug.
0.410	—	54.250	53.375	44.000	47.375	254.000	Sept.
0.410	—	—	—	—	—	—	Oct.
0.410	—	—	—	—	—	—	Nov.
0.410	—	—	—	—	—	—	Dec.

(1)磅=0.91市斤
(2)英噸=2,032.096市斤
(3)每包約重400磅至420磅

貨名	棉紗 十六支 申新廠,人鏈 上海	棉紗 十六支 永安廠,寶鼎 上海	棉紗 十六支 日商內外廠 水月 上海	棉紗 二十支 申新廠,人鏈 上海	棉紗 二十支 統益廠,金鷄 上海	棉紗 二十支 永安廠,金城 上海	棉紗 二十支 日商內外廠 水月 上海
Commodity	Cotton Yarn, 16's, "Chen Tson" Sung Sing S. & W. Co., Shanghai	Cotton Yarn, 16's, "Pao Ding," Textile Mfg. Co., Ltd., Shanghai	Cotton Yarn, 16's, "Water & Moon," Naigai Wata Kaisha, Ltd., (Japanese), Shanghai	Cotton Yarn, 20's, "Chen Tson," Sung Sing S. & W. Co., Shanghai	Cotton Yarn, 20's, "Gold Cock," Tung Yih Cotton Mill, Ltd., Shanghai	Cotton Yarn, 20's, "Kin Cheng," Wing On Textile Mfg. Co., Ltd., Shanghai	Cotton Yarn, 20's, "Water & Moon," Naigai Wata Kaisha, Ltd., (Japanese), Shanghai
單位 Unit	包(1) Bale	包(1) Bale	包(1) Bale	包(1) Bale	包(1) Bale	包(1) Bale	包(1) Bale
	\$	\$	\$	\$	\$	\$	\$
民國十九年	221,913	222,792	224,377	235,278	—	242,752	243,560
二十年	237,599	238,433	238,373	252,534	255,376	262,155	254,763
廿一年	220,317	221,393	190,588	233,186	223,104	243,445	196,159
廿二年	188,769	189,625	180,099	197,810	202,357	206,381	176,813
廿三年	175,583	175,260	170,354	180,604	190,042	189,885	174,583
廿四年	176,031	175,719	169,750	184,385	190,875	190,844	179,188
廿五年	209,917	210,958	207,396	214,177	219,010	218,885	214,531
廿六年	258,659	257,813	255,734	270,725	281,500	275,893	267,406
廿七年	294,458	296,500	273,000	327,333	332,844	331,667	289,250
民國廿五年	191,375	191,250	190,750	199,500	205,500	205,625	199,625
一月	191,375	190,250	192,000	199,500	204,375	205,500	199,250
二月	196,750	200,500	196,000	204,750	208,750	210,500	205,000
三月	206,875	207,000	202,000	210,250	214,000	214,750	209,500
四月	202,500	202,000	198,000	205,250	208,625	209,750	204,500
五月	201,750	201,500	198,500	204,500	206,375	207,500	201,500
六月	209,625	210,000	204,500	211,500	214,500	215,500	209,000
七月	209,500	207,500	202,750	209,500	211,750	214,750	211,000
八月	203,750	204,000	198,750	206,250	208,750	209,500	218,250
九月	214,750	219,500	213,000	219,625	226,250	224,500	222,750
十月	234,750	238,000	235,000	235,500	243,000	238,750	239,000
十一月	256,000	260,000	257,500	264,000	276,250	270,000	265,000
十二月	—	—	—	—	—	—	—
民國廿六年	255,250	254,500	258,375	265,000	273,375	267,625	266,000
一月	250,000	250,000	249,000	260,750	267,750	264,000	257,500
二月	242,000	240,000	240,000	250,000	258,625	252,750	252,000
三月	251,000	250,000	251,000	261,000	267,750	263,000	261,500
四月	263,000	267,000	263,000	271,500	282,500	274,750	272,250
五月	274,000	280,000	274,500	286,000	299,500	289,500	286,000
六月	260,000	260,000	265,000	277,000	287,500	280,000	274,000
七月	260,000	261,000	255,000	280,000	285,000	285,000	270,000
八月	—	—	—	—	—	—	—
九月	250,000	—	—	270,000	—	275,000	—
十月	270,000	—	—	—	298,000	296,000	—
十一月	* 270,000	—	—	286,000	295,000	288,000	—
十二月	—	—	—	—	—	—	—
民國廿七年	245,000	246,000	—	257,000	265,000	260,000	—
一月	245,500	250,000	—	257,000	259,750	260,000	—
二月	269,500	282,000	—	283,500	285,500	287,500	—
三月	277,500	275,000	—	297,500	305,500	300,750	—
四月	271,500	270,000	—	287,000	294,375	290,250	—
五月	276,500	280,000	—	288,500	296,500	293,500	—
六月	293,500	296,000	—	331,000	337,000	337,500	—
七月	330,000	338,000	—	377,500	381,500	382,000	—
八月	347,500	362,000	—	414,000	419,000	418,500	—
九月	356,000	352,000	—	450,000	455,000	455,000	—
十月	323,000	305,000	—	355,000	360,000	360,000	—
十一月	298,000	302,000	273,000	330,000	335,000	335,000	289,250
十二月	—	—	—	—	—	—	—

WHOLESALE PRICES IN SHANGHAI, 1930—1938

棉紗 三十二支細紗 永安廠,金城 上海	棉紗 四十二支,雙股 永安廠,金城 上海	木紗 六股二百碼 元白,20/100 蘇蘇竹 英	花邊 十九格 上等 上海浦東	衛生衫 振豐廠,單星 520號 上海	汗衫 平領細種 1901號 五和廠,天鵝 上海	汗衫 短袖牛背 振豐廠,吉字 一號 上海	貨名
Cotton Yarn, 32's, "Kin Cheng," Wing On Textile Mfg. Co., Ltd., Shanghai	Cotton Yarn, 42' S/2, "Kin Cheng," Wing On Textile Mfg. Co., Ltd., Shanghai	Sewing Thread, 6cord 200 yds., No. 20/100, Black & White, "Iron Chain," G.B.	Lace, Hand-made, 19 holes, Shanghai	Underwear, Cotton, No. 520, "Star," Chun Fong Mill, Shanghai	Cotton Shirt, Woo Ho Weaving Factory, Shanghai	Cotton Shirt, No. 1, Chun Fong Mill, Shanghai	Com. modity
包(1) Bale	包(1) Bale	羅 Gross	碼(2) Yard	打 Dozen	打 Dozen	打 Dozen	單位 Unit
\$	\$	\$	\$	\$	\$	\$	
318.548	375.997	17,493	0.181	12.190	—	5.876	1930
357.333	510.437	22,946	0.206	12.889	—	6.146	1931
317.734	409.563	24,309	0.190	13.349	17.757	6.368	1932
267.142	310.806	20,637	0.170	11.212	12.451	7.201	1933
244.625	291.385	19,533	0.164	10.314	12.000	6.650	1934
236.563	290.438	18,053	0.160	9.414	11.250	6.750	1935
262.667	333.771	21,658	0.116	11.257	11.750	6.000	1936
356.775	424.300	24,825	0.144	14.900	13.400	9.050	1937
422.417	508.375	32,523	0.145	17.000	13.850	9.450	1938
—	—	—	—	—	—	—	1936
247.750	322.500	22,300	0.100	9.700	—	—	Jan.
247.250	322.500	21,600	0.100	9.700	11.750	—	Feb.
252.500	326.000	21,600	0.100	—	11.750	—	Mar.
264.500	332.500	21,600	0.110	—	11.750	6.000	Apr.
253.000	324.500	21,600	0.120	—	11.750	6.000	May
252.000	322.000	21,600	0.120	—	11.750	6.000	June
255.000	323.500	21,600	0.120	—	11.750	6.000	July
254.500	319.000	21,600	0.120	10.950	—	—	Aug.
250.500	314.250	21,600	0.120	10.950	—	—	Sept.
259.000	329.000	21,600	0.125	11.200	—	—	Oct.
281.000	367.000	21,600	0.130	13.150	—	—	Nov.
335.000	402.500	21,600	0.130	13.150	—	—	Dec.
—	—	—	—	—	—	—	1937
353.000	411.000	21,600	0.130	13.150	—	—	Jan.
359.000	410.000	21,600	0.125	—	—	—	Feb.
349.000	413.000	22,000	0.130	—	12.950	8.750	Mar.
365.250	421.500	25,300	0.150	—	12.950	8.750	Apr.
379.000	425.000	25,300	0.150	—	13.850	9.350	May
383.000	445.000	25,300	0.150	—	13.850	9.350	June
345.000	425.000	25,300	0.150	—	—	—	July
345.000	440.000	25,300	0.145	14.750	—	—	Aug.
—	—	25,300	0.150	14.750	—	—	Sept.
—	—	25,300	0.150	15.250	—	—	Oct.
348.000	440.000	26,400	0.150	15.750	—	—	Nov.
341.500	432.500	29,200	0.150	15.750	—	—	Dec.
—	—	—	—	—	—	—	1938
322.000	430.000	29,200	0.150	15.750	—	—	Jan.
345.000	431.000	29,200	0.150	15.750	—	—	Feb.
401.000	482.500	29,200	0.143	—	13.850	9.450	Mar.
425.000	498.000	29,200	0.140	—	13.850	9.450	Apr.
410.000	499.000	30,775	0.140	—	13.850	9.450	May
412.000	498.000	32,350	0.140	—	13.850	9.450	June
425.000	508.000	32,350	0.140	—	13.850	9.450	July
460.500	548.000	35,600	0.140	17.000	13.850	9.450	Aug.
487.500	621.000	35,600	0.150	17.000	13.850	9.450	Sept.
507.500	590.000	35,600	0.150	17.000	—	—	Oct.
451.000	503.500	35,600	0.150	18.250	—	—	Nov.
422.500	491.500	35,600	0.150	18.250	—	—	Dec.

(1)每包重約400磅至420磅
(2)碼=2.74市尺

上海躉售物價——民國十九年至二十七年

貨名	線襪 短統絲光男襪 中華第一針織 廠, 墨爾 上海	線襪 長統絲光男襪 四十二支雙線 工足廠, 練工 40號 上海	本色布 九磅粗布 36吋×40碼 申新廠, 三島* 上海	本色布 十一磅粗布 36吋×40碼 英商怡和廠 三德伴 上海	本色布 十二磅粗布 36吋×40碼 永安廠, 金城 上海	本色布 十二磅粗布 36吋×40碼 日商同興廠 關鐘 上海	本色布 十三磅粗布 36吋×40碼 英商楊樹浦廠 飛德祥 上海
Commodity	Sock, Men's, Mercerised, "Crysantheman," Shanghai	Stockings, Men's, Mercerised, "Chain," Shanghai	Sheetings, Grey, 9-lb., 36"×40 yds., "3 Cocks," Sung Sing S. & W.Co., Shanghai	Sheetings, Grey, 11-lb., 36"×40 yds., Ewo Cotton Mills, Ltd., (British), Shanghai	Sheetings, Grey, 12-lb., 36"×40 yds., "KinCheng," Wing On Textile Mfg. Co., Ltd., Shanghai	Sheetings, Grey, 12-lb., 36"×40 yds., "Crane," Dong Shing S. & W. Co., (Japanese), Shanghai	Sheetings, Grey, 13-lb., 36"×40 yds., Ewo Cotton Mills, Ltd., (British), Shanghai
單位 Unit	打 Dozen	打 Dozen	疋 Piece	疋 Piece	疋 Piece	疋 Piece	疋 Piece
	\$	\$	\$	\$	\$	\$	\$
民國十九年	3.329	3.416	5.891	—	9.152	9.313	—
二十年	3.788	3.777	8.929	—	10.356	10.201	—
廿一年	4.000	3.932	5.868	6.352	9.693	7.361	7.422
廿二年	3.819	3.630	5.138	5.566	7.263	6.745	6.537
廿三年	2.813	2.992	4.725	5.134	6.863	6.661	6.072
廿四年	2.600	2.773	4.710	5.090	6.671	6.286	5.987
廿五年	2.602	2.750	5.315	6.034	7.415	7.204	7.010
廿六年	2.929	2.888	7.202	7.927	9.713	9.370	9.077
廿七年	3.324	3.119	8.850	9.562	12.005	11.008	11.247
民國廿五年							
一月	2.600	2.750	5.100	5.700	6.900	6.675	6.650
二月	2.600	2.750	5.150	5.750	6.950	6.675	6.650
三月	2.600	2.750	5.100	5.775	7.000	6.813	6.650
四月	2.600	2.750	5.150	5.875	7.100	6.975	6.775
五月	2.600	2.750	5.000	5.725	7.100	6.813	6.600
六月	2.600	2.750	4.950	5.750	7.150	6.813	6.575
七月	2.600	2.750	5.075	5.838	7.300	7.125	6.775
八月	2.600	2.750	5.150	5.900	7.275	7.150	6.850
九月	2.500	2.650	5.125	5.875	7.100	6.800	6.825
十月	2.500	2.650	5.375	6.125	7.400	7.250	7.175
十一月	2.710	2.850	6.100	6.850	8.300	8.163	8.050
十二月	2.710	2.850	6.500	7.250	9.400	9.200	8.550
民國廿六年							
一月	2.710	2.850	6.650	7.300	9.200	9.125	8.550
二月	2.835	2.850	6.675	7.325	9.000	9.113	8.525
三月	2.960	2.850	6.650	7.350	9.000	9.000	8.550
四月	2.960	2.900	6.725	7.450	9.300	9.300	8.750
五月	2.960	2.900	6.950	7.650	9.550	9.450	8.850
六月	2.960	2.900	7.450	8.050	10.200	10.150	9.200
七月	2.960	2.900	7.525	8.000	9.800	9.625	9.100
八月	2.960	2.900	7.300	7.900	9.900	9.200	9.000
九月	2.960	2.900	7.350	7.900	10.000	—	9.000
十月	2.960	2.900	7.450	8.600	10.200	—	9.100
十一月	2.960	2.900	7.900	8.900	10.200	—	10.300
十二月	2.960	2.900	7.800	8.700	10.200	—	10.000
民國廿七年							
一月	2.960	2.900	—	8.700	10.000	—	—
二月	2.960	2.900	—	8.400	10.000	—	—
三月	2.960	2.900	—	8.450	12.000	—	—
四月	2.960	2.900	7.900	8.925	12.200	—	10.350
五月	2.960	3.050	7.850	8.800	—	—	10.350
六月	2.960	3.050	7.550	8.600	11.600	—	10.000
七月	3.250	3.050	8.125	9.100	12.250	—	10.650
八月	3.250	3.050	9.400	10.300	13.250	—	11.500
九月	3.750	3.250	9.900	10.900	13.000	—	12.300
十月	3.875	3.375	10.500	11.400	13.500	—	12.800
十一月	4.000	3.500	9.650	10.700	12.875	11.500	12.150
十二月	4.000	3.500	8.775	9.750	11.375	10.500	11.125

* 廿六年起係英商怡和廠五福牌市價。
 † 廿年五月四年係上海印染廠三島牌。
 ‡ 虛盤。

WHOLESALE PRICES IN SHANGHAI, 1930—1938

漂布 35吋×42碼 英商棉昌廠 乾坤印 上海	漂布 35吋×42碼 英商棉昌廠 金三塔 上海	漂布 35吋×42碼 西王那 日	染色布 安達布 35吋×40碼 上海	花標 28吋×30碼 光中廠, 松健 上海	花標 28吋×30碼 英商棉昌廠 大保國 上海	府綢 包葉府綢 28吋×30碼 遠豐廠, 四喜圖 上海	貨名
Shirtings, White, 35"×42yds., China Printing & Finishing Co., Ltd., Shanghai	Shirtings, White, 35"×42yds., Ewo Cotton Mills, Ltd. (British), Shanghai	Shirtings, White, 35½"×42yds., Japan	Shirtings, Dyed, Blue, 35"×40yds., Shanghai	Shirtings, Printed, 28"×30yds., Shanghai Dyeing & Finishing Co., Ltd., Shanghai	Shirtings, Printed, 28"×30yds., China Printing & Finishing Co., Ltd., Shanghai	Poplin Taffetas, Dyed, 28"×30 yds., China Dyeing Works, Ltd., Shanghai	Com- modity
疋 Piece	疋 Piece	疋 Piece	疋 Piece	疋 Piece	疋 Piece	碼(1) Yard	單位 Unit
\$	\$	\$	£	\$	\$	\$	
—	10.495	14.862	—	7.036	7.243	—	1930
—	12.291	17.894	—	6.160	6.198	—	1931
—	11.371	12.523	—	5.230	4.997	—	1932
—	9.878	12.808	—	4.769	4.658	—	1933
—	8.851	13.180	—	3.942	3.977	—	1934
—	8.440	12.931	—	3.767	3.760	0.419	1935
6.890	8.590	14.808	10.365	4.873	4.791	0.509	1936
8.898	10.406	17.513	12.450	5.242	5.354	0.591	1937
10.036	12.304	15.500	14.542	—	—	—	1938
6.675	8.700	13.875	10.200	3.700	3.850	—	Jan.
6.950	8.700	14.400	10.150	3.725	3.950	0.430	Feb.
6.900	8.550	14.900	10.100	3.700	3.900	0.430	Mar.
7.000	8.600	15.000	10.200	3.550	3.700	0.428	Apr.
6.950	8.400	14.550	9.950	3.350	3.425	0.415	May
6.650	8.300	14.550	9.850	3.525	3.400	0.410	June
6.725	8.350	14.750	10.300	3.750	3.450	0.410	July
6.900	8.350	14.750	10.200	3.625	3.450	0.410	Aug.
6.550	8.300	14.675	9.950	3.725	3.550	0.410	Sept.
6.650	8.450	14.875	10.275	4.200	4.225	—	Oct.
7.100	8.750	15.750	11.100	4.650	4.325	—	Nov.
7.625	9.625	15.925	12.100	—	—	—	Dec.
8.250	10.000	16.500	11.900	—	4.575	—	1937
8.775	10.000	16.500	11.800	4.800	4.775	0.500	Jan.
8.950	9.950	16.700	11.800	4.800	4.800	0.495	Feb.
9.150	10.150	17.400	12.000	4.800	4.775	0.500	Mar.
9.300	10.350	18.000	12.000	4.800	4.825	0.508	Apr.
9.300	10.900	18.000	13.250	4.800	4.900	0.515	May
9.250	10.825	18.500	12.800	4.800	4.850	0.515	June
9.060	10.100	18.500	12.400	5.000	4.850	0.520	July
9.000	10.500	—	—	5.000	—	0.520	Aug.
8.600	10.600	—	13.800	5.000	4.750	—	Sept.
8.600	10.600	—	13.000	5.000	4.800	—	Oct.
8.600	10.600	—	13.000	5.000	4.800	—	Nov.
8.600	10.600	—	13.000	5.000	4.800	—	Dec.
8.600	10.700	—	13.500	5.000	4.800	—	1938
8.750	10.600	—	13.250	5.000	4.800	—	Jan.
9.125	10.800	—	13.750	5.100	5.100	0.550	Feb.
9.625	12.050	—	14.000	5.350	5.375	0.550	Mar.
9.750	12.250	—	13.750	5.500	5.475	0.600	Apr.
9.900	12.200	—	13.750	—	4.900	0.580	May
10.000	12.350	—	14.750	5.500	5.225	0.580	June
—	13.200	—	16.250	—	5.600	0.580	July
10.950	13.400	—	16.500	—	5.725	—	Aug.
11.400	13.700	—	15.750	—	5.750	0.580	Sept.
11.400	13.400	16.000	15.250	—	5.750	0.650	Oct.
10.900	13.000	15.000	14.000	—	5.750	0.650	Nov.
—	—	—	—	—	—	—	Dec.

(1)碼=2.74市尺

上海躉售物價——民國十九年至二十七年

貨名	府綢 織條府綢 28吋×30碼 連豐廠,四喜圖 上海	斜紋布 本色細斜紋 十二磅 29吋×40碼 永安廠,金城 上海	斜紋布 本色細斜紋 十二磅 29吋×40碼 日商同興廠 附越 上海	斜紋布 本色粗斜紋 十二磅 29吋×40碼 英商怡和廠 三魚 上海	斜紋布 印北色丁 27吋×30碼 連豐廠,四喜圖 上海	棉嘩嘍 細嘩嘍 28吋×30碼 鴻草廠,雙鳳 上海	棉羽綢 元色,素 31吋×32碼 元芳,彩八士 英
Commodity	Poplin Taffetas, Striped, 28"×30yds., China Dyeing Works, Ltd., Shanghai	Jeans, Grey, 12-lb., 29"×40yds., "KinCheng," Wing On Textile Mfg. Co., Ltd., Shanghai	Jeans, Grey, 12-lb., 29"×40yds., "Crane," Dong Shing S. & W. Co., (Japanese), Shanghai	Drills, Grey, 12-lb., 29"×40yds., "3 Fishes," Ewo Cotton Mills, Ltd., (British), Shanghai	Jeans, Printed, 27"×30yds., China Dyeing Works, Ltd., Shanghai	Cotton Serge, 28"×30yds., Hong Chang Cotton S. W. & Dyeing Mill Co., Ltd., Shanghai	Italians, Black, 31"×32yds., "Paint 8 Literates," Yuen Fong, G. B.
單位 Unit	碼(1) Yard	疋 Piece	疋 Piece	疋 Piece	疋 Piece	碼(1) Yard	疋 Piece
民國十九年	\$ —	\$ 9.104	\$ 9.511	\$ 7.106	\$ —	\$ 0.379	\$ 21.291
二十年	—	10.259	10.203	8.125	—	0.447	25.159
廿一年	—	9.605	7.277	6.975	—	0.439	26.413
廿二年	—	7.405	6.743	6.146	—	0.347	23.122
廿三年	—	6.906	6.574	5.675	—	0.330	21.159
廿四年	—	6.744	6.237	5.599	—	0.325	20.067
廿五年	0.410	7.419	7.222	6.523	6.422	0.343	24.109
廿六年	0.502	9.621	9.305	8.431	7.378	0.396	28.437
廿七年	0.513	11.453	11.058	11.183	8.317	0.421	29.873
民國廿五年	—	6.900	6.725	6.400	6.300	0.340	22.550
一月	0.420	6.900	6.675	6.400	6.300	0.338	22.025
二月	0.420	6.900	6.800	6.325	6.000	0.330	21.269
三月	0.420	7.000	7.075	6.500	6.000	0.333	22.580
四月	0.420	7.050	6.913	6.275	—	0.318	21.800
五月	0.410	7.150	6.750	6.200	—	0.322	22.694
六月	0.400	7.300	7.000	6.300	—	0.330	24.585
七月	0.400	7.275	7.000	6.350	6.300	0.340	24.575
八月	0.400	7.100	6.750	6.325	6.300	0.340	25.081
九月	0.400	7.400	7.250	6.500	6.750	0.348	28.200
十月	—	8.400	8.325	7.150	6.950	0.373	26.388
十一月	—	9.650	9.400	7.550	6.900	0.398	27.555
民國廿六年	—	9.325	9.375	7.900	6.900	0.385	27.788
一月	0.480	8.750	8.975	7.925	6.900	0.375	27.750
二月	0.490	8.800	8.888	7.950	6.900	0.368	26.856
三月	0.498	9.375	9.400	8.150	6.900	0.375	27.480
四月	0.508	9.450	9.450	8.250	6.900	0.390	27.917
五月	0.510	9.800	9.875	8.750	—	0.415	29.238
六月	0.510	9.550	9.375	8.700	—	0.403	28.588
七月	0.510	9.800	9.100	8.650	—	0.395	28.250
八月	0.510	10.000	—	8.650	8.000	—	28.875
九月	—	10.200	—	8.750	8.000	0.415	29.500
十月	—	10.200	—	8.750	8.000	0.415	29.500
十一月	—	10.200	—	8.750	7.900	0.415	29.500
民國廿七年	—	10.000	—	—	7.500	0.415	29.100
一月	—	10.000	—	—	7.350	0.415	29.100
二月	0.500	12.000	—	—	7.000	0.420	29.000
三月	0.500	—	—	—	—	0.425	29.400
四月	0.520	—	—	—	—	0.425	27.500
五月	0.520	10.875	—	—	—	0.425	27.500
六月	0.520	11.500	—	9.750	—	0.425	27.500
七月	0.520	11.750	—	10.850	—	—	—
八月	—	11.650	—	11.600	—	—	33.000
九月	—	13.000	11.500	12.000	9.300	—	33.000
十月	—	12.625	11.075	11.625	9.450	—	33.000
十一月	—	—	—	—	—	—	—
十二月	—	11.125	10.600	11.275	9.300	—	30.500

* 虛位。
廿七年係鴻草雙鳳牌市價。

WHOLESALE PRICES IN SHANGHAI, 1930—1938

棉直貢呢 28吋×30碼 途豐廠, 雙龍圖 上海	棉直貢呢 28吋×30碼 日商內外 西君子 上海	絨布 彩條絨布 九磅 28吋×30碼 江蘇	棉剪絨 元染尺六號 22吋×30/40碼 元芳, 九芳圖 英	毛巾 96號美新 三友社, 三角牌 上海	苧麻 武穴白麻 頭一號 湖北	絛麻 浙江杭州	貨名
Satteen Drills, 28"×30yds., "TwoBoys," China Dyeing Works, Ltd., Shanghai	Satteen Drills, 28"×30yds., Naigai Wata Kaisha, Ltd., (Japanese), Shanghai	Cotton Flannel, Striped, 28"×30yds., Kiangsu	Velvets, Black, 22"× 30/40yds., "9 Fong," Yuen Fong, G. B.	Towels, No. 96, "Triangle," Sean You Zoo & Co., Ltd., Shanghai	Ramie, Spring Crop, 1 & 2, Hupeh	Jute, Chekiang	Com- modity
碼(1) Yard	碼(1) Yard	疋 Piece	碼(1) Yard	打 Dozen	担 磅秤(2) Picul	件(3) Package	單 位 Unit
\$	\$	\$	\$	\$	\$	\$	1930
—	0.425	—	1.148	—	38.308	9.010	1931
—	0.280	—	1.561	—	36.876	9.833	1932
—	—	—	1.272	2.321	38.560	11.022	1933
0.302	0.271	6.788	1.267	2.092	36.614	9.127	1934
0.272	0.256	5.904	1.288	2.058	35.083	6.663	1935
0.258	0.229	5.267	1.140	2.094	31,833	6.029	1936
0.290	0.264	7.022	1.329	2.190	29.667	5.588	1937
0.370	0.319	7.936	1.444	2.460	32.375	8.750	1938
0.426	0.380	8.575	1.715	2.960	62.833	12.763	1936
—	—	—	—	—	—	—	Jan.
0.280	0.253	6.600	1.179	2.270	29.000	4.900	Feb.
0.280	0.249	6.500	1.229	1.950	31.000	5.200	Mar.
0.280	0.244	6.500	1.294	2.060	31.000	5.300	Apr.
0.275	0.243	—	1.254	2.100	31.000	5.400	May
0.273	0.228	—	1.295	2.180	30.000	5.400	June
0.273	0.233	—	1.288	2.180	26.000	5.100	July
0.275	0.246	—	1.386	2.180	28.000	5.000	Aug.
0.278	0.260	6.500	1.382	2.180	30.000	5.100	Sept.
0.280	0.260	6.500	1.419	2.180	30.000	5.600	Oct.
0.293	0.278	6.900	1.468	2.265	30.000	5.900	Nov.
0.340	0.328	7.900	1.386	2.340	30.000	6.850	Dec.
0.358	0.345	8.775	1.364	2.400	30.000	7.300	1937
—	—	—	—	—	—	—	Jan.
0.360	0.333	8.050	1.315	2.460	32.500	9.250	Feb.
0.353	0.320	7.700	1.254	2.460	33.000	9.500	Mar.
0.345	0.294	7.800	1.350	2.460	33.000	9.350	Apr.
0.345	0.294	8.000	1.416	2.460	31.500	8.750	May
0.353	0.318	7.800	1.453	2.460	30.000	8.400	June
0.390	0.353	—	1.517	2.460	29.500	8.000	July
0.390	0.340	—	1.495	2.460	30.000	8.000	Aug.
0.375	0.360	—	1.490	2.460	31.000	—	Sept.
0.380	—	—	—	2.460	33.000	—	Oct.
0.380	—	—	1.490	2.460	34.000	—	Nov.
0.385	—	8.200	1.550	2.460	35.000	—	Dec.
0.380	—	8.000	1.550	2.460	36.000	—	1938
—	—	—	—	—	—	—	Jan.
0.380	—	8.000	1.590	2.460	43.000	12.500	Feb.
0.380	—	7.900	1.590	2.460	49.000	14.000	Mar.
0.385	—	7.800	1.550	2.460	57.500	15.000	Apr.
—	—	7.800	1.580	2.860	64.000	12.000	May
—	—	7.800	1.580	2.860	56.500	9.250	June
0.390	—	7.800	1.580	2.860	46.000	8.650	July
0.400	—	9.000	1.580	2.860	59.000	12.000	Aug.
0.435	—	—	1.800	2.860	74.000	13.500	Sept.
0.480	—	9.750	1.950	3.460	75.000	13.500	Oct.
0.480	—	10.000	1.950	3.460	74.000	12.000	Nov.
0.480	—	9.900	1.950	3.460	78.000	13.750	Dec.
0.450	0.380	—	1.880	3.460	78.000	17.000	—

(1)碼=2.74市尺
(2)磅秤100斤=120.96市斤
(3)每件約重117.50市斤

上海 躉 售 物 價——民國十九年至二十七年

貨 名	麻布	麻袋	麻袋	麻袋	猪鬃	羊毛	毛絨線
	十一號新麻布 45吋×100碼 印度	新綠經袋 重二磅半 29吋×43吋 印度	單膠綠經袋 重二磅半 29吋×43吋 香港	單膠藍經袋 重二磅 四分之一 28吋×40吋 香港	黑猪鬃 十七號 上海	綿羊毛 春毛 四川	四股 柱牌* 英
Commodity	Hessian Cloth, 11-oz., 45"× 1,000 yds., India	Gunny Bag, New, Green Stripe, 2½-lb., 29"×43", India	Gunny Bag, Old, Green Stripe, 2½-lb., 29"×43", Hongkong	Gunny Bag, Old, Blue Stripe, 2½-lb., 28"×40", Hongkong	Bristle, Black, 2"-6", Shanghai	Wool, Sheep, Szechuen	Knitting Yarn, "Cuckoo," G.B.
單位 Unit	千碼 1,000 Yds.	千隻 1,000 Pcs.	千隻 1,000 Pcs.	千隻 1,000 Pcs.	担 絲兩秤(1) Picul	担 市秤 50 Kg.	磅(2) Pound
	\$	\$	\$	\$	\$	\$	\$
民國十九年	221.154	526.637	431.759	329.796	207.095	57.753	—
二十一年	249.000	641.887	490.822	349.232	202.705	52.591	—
二十二年	217.974	498.945	402.399	334.891	160.459	37.185	2.560
二十三年	223.514	511.511	385.623	299.658	137.419	31.890	2.462
二十四年	211.667	515.833	373.542	306.458	168.000	34.263	2.683
二十五年	187.000	501.667	391.667	286.667	177.458	38.500	2.468
二十六年	202.292	502.083	415.833	316.667	275.292	55.792	2.142
二十七年	226.111	520.833	455.417	363.750	431.875	100.875	2.547
二十八年	257.917	604.167	503.750	400.417	490.417	131.375	2.971
民國廿五年							
一月	195.000	510.000	390.000	300.000	223.000	45.000	2.100
二月	200.000	515.000	405.000	305.000	229.000	45.000	2.100
三月	200.000	515.000	405.000	300.000	241.500	52.000	2.100
四月	205.000	515.000	400.000	300.000	253.000	55.000	2.100
五月	205.000	505.000	400.000	300.000	273.000	55.000	2.100
六月	200.000	505.000	410.000	310.000	265.000	57.500	2.100
七月	200.000	490.000	410.000	310.000	267.500	60.000	2.100
八月	200.000	480.000	420.000	315.000	284.000	60.000	2.100
九月	200.000	480.000	430.000	320.000	290.000	60.000	2.100
十月	205.000	495.000	440.000	340.000	300.000	60.000	2.100
十一月	207.500	505.000	440.000	340.000	317.500	60.000	2.280
十二月	210.000	510.000	440.000	360.000	360.000	60.000	2.423
民國廿六年							
一月	240.000	510.000	440.000	340.000	370.000	62.000	2.423
二月	230.000	520.000	440.000	340.000	355.000	62.000	2.423
三月	215.000	500.000	415.000	320.000	365.000	62.000	2.423
四月	215.000	510.000	415.000	320.000	395.000	62.000	2.423
五月	225.000	525.000	437.500	340.000	445.000	120.000	—
六月	225.000	520.000	440.000	360.000	440.000	120.000	—
七月	225.000	520.000	460.000	375.000	430.000	120.000	—
八月	—	520.000	460.000	380.000	460.000	120.000	2.565
九月	—	530.000	482.500	390.000	477.500	120.000	2.565
十月	—	535.000	495.000	400.000	495.000	120.000	2.700
十一月	‡ 230.000	530.000	490.000	400.000	490.000	120.000	2.700
十二月	‡ 230.000	530.000	490.000	400.000	460.000	122.500	2.700
民國廿七年							
一月	230.000	530.000	490.000	400.000	480.000	122.500	2.650
二月	230.000	530.000	490.000	380.000	470.000	125.000	2.650
三月	225.000	530.000	490.000	370.000	450.000	125.000	2.650
四月	240.000	550.000	490.000	370.000	450.000	127.000	2.750
五月	240.000	550.000	490.000	370.000	400.000	128.000	3.000
六月	240.000	540.000	490.000	380.000	400.000	130.000	3.000
七月	250.000	560.000	500.000	390.000	430.000	135.000	3.000
八月	285.000	650.000	505.000	445.000	520.000	135.000	3.200
九月	290.000	700.000	520.000	420.000	580.000	137.000	3.200
十月	290.000	700.000	520.000	420.000	555.000	137.000	3.200
十一月	285.000	690.000	520.000	420.000	580.000	137.000	3.200
十二月	290.000	720.000	540.000	440.000	570.000	138.000	3.150

* 綠房牌及柱牌毛絨線，係英國博倫運廠出品，該廠於二十四年在滬設廠紡製毛絨。
 † 廿五年一月起備用1440號款，代以英國普運號。
 ‡ 根據香港市價折合。

WHOLESALE PRICES IN SHANGHAI, 1930—1938

毛絨線 四股 條用牌* 英	駝絨 二號染絨絨 54—56吋 羅一, 雙鹿圖 上海	嗶嘰 染嗶嘰 58—60吋 華華廠, 918 上海	嗶嘰 染嗶嘰 58—60吋 益記 日	嗶嘰 中嗶嘰 58吋 英商裕和廠 上海	直貢呢 元色 58吋 559號 H	直貢呢 元色 60吋 錦起1440吋 英	貨名
Knitting Yarn, "Bee Hive," G.B.	Fleece, 54"/56", Chung Kou Weil Wool S. & W. Factory, Shanghai	Serge, Black & Blue Black, 58"/60", China Wool Mfg. Co., Ltd., Shanghai	Serge, Black & Blue Black, 58"/60", Ekki Yoko, Japan	Serge, Wool, 58", Ewo Cotton Mills Ltd., (British), Shanghai	Venetians, Black, 58", No. 559, Japan	Venetians, Black, 60", No. 1440, Bradley & Co., G.B.	Com- modity
磅(2) Pound	碼(3) Yard	碼(3) Yard	碼(3) Yard	碼(3) Yard	碼(3) Yard	碼(3) Yard	單位 Unit
\$	\$	\$	\$	\$	\$	\$	
—	2.223	—	—	—	—	5.442	1930
—	2.270	—	—	—	—	7.614	1931
3.334	2.188	—	—	—	—	7.040	1932
3.246	1.673	3.211	3.132	—	—	6.542	1933
3.381	1.588	3.219	3.283	—	—	6.698	1934
3.183	1.475	2.696	2.825	—	3.956	5.752	1935
3.275	1.561	2.752	3.348	5.454	4.842	5.702	1936
3.650	1.738	3.055	3.853	5.875	5.233	6.088	1937
4.142	1.913	3.100	3.674	6.219	5.565	7.836	1938
3.100	1.550	2.700	2.750	5.550	4.400	5.600	Jan.
3.100	1.550	2.650	3.050	5.250	4.625	5.750	Feb.
3.100	—	2.725	3.175	5.250	4.863	5.850	Mar.
3.200	—	2.763	3.250	5.250	4.900	5.850	Apr.
3.300	—	2.775	3.500	5.250	4.875	5.825	May
3.300	—	2.800	3.525	—	4.775	5.675	June
3.300	—	2.800	3.500	—	4.750	5.500	July
3.300	1.500	2.838	3.500	—	4.838	5.550	Aug.
3.300	1.500	2.700	3.475	5.500	4.900	5.650	Sept.
3.300	1.550	2.675	3.450	5.500	5.000	5.650	Oct.
3.400	1.625	2.800	3.500	5.763	5.075	5.750	Nov.
3.600	1.650	2.800	3.500	5.775	5.100	5.775	Dec.
3.600	1.650	2.850	3.575	5.850	5.100	5.825	1931
3.600	1.650	3.025	3.800	5.875	5.125	5.950	1932
3.600	1.650	3.050	3.900	5.900	5.150	6.050	1933
3.600	—	3.050	3.900	5.950	5.150	6.100	1934
3.600	—	3.050	3.900	5.925	5.150	6.100	1935
3.600	—	3.050	3.900	5.800	5.200	6.100	1936
3.600	1.750	3.050	3.900	5.750	5.325	6.275	1937
3.600	1.750	3.050	3.950	5.850	5.400	6.300	1938
3.600	—	3.100	—	5.900	—	—	Jan.
3.800	1.750	3.125	—	5.925	—	—	Feb.
3.800	1.850	3.150	—	5.950	—	—	Mar.
3.800	1.850	3.113	—	5.825	5.500	—	Apr.
3.800	1.850	3.100	—	5.725	5.375	—	May
3.800	1.850	3.075	—	5.725	5.300	7.250	June
3.800	1.850	3.050	3.800	5.750	5.300	7.250	July
3.900	—	3.050	3.325	5.800	5.300	7.325	Aug.
4.000	—	3.050	3.425	5.800	5.425	7.375	Sept.
4.000	—	3.050	3.500	5.800	5.500	7.400	Oct.
4.000	—	3.100	3.625	5.800	5.555	7.500	Nov.
4.400	1.900	3.125	3.750	6.125	5.725	7.675	Dec.
4.500	1.900	3.150	3.800	6.450	5.800	7.925	1931
4.500	1.950	3.150	3.850	6.450	5.800	7.925	1932
4.500	2.000	3.150	3.850	7.300	5.850	8.625	1933
4.500	2.000	3.150	3.813	7.600	5.850	8.875	1934
4.500	2.000	3.150	3.813	7.600	5.850	9.000	1935

(1) 絨絨每100斤 = 123.17市斤
(2) 磅 = 0.91市斤
(3) 碼 = 2.74市尺

貨名	華達呢 58吋 華華廠 上海	華達呢 58吋 三井 日	麥爾登呢 54吋—56吋 寶達利 波蘭	大衣呢 普通,閃色* 54吋—56吋 英	地毯 九十道 天津,上海	蠶繭 土種乾繭 江蘇無錫	蠶繭 土種乾繭 浙江紹興
Commodity	Gabardines, 58", China Wool Mfg. Co., Ltd., Shanghai	Gabardines, 58", Mitsui Bussan Kaisha, Ltd., Japan	Meltons, 54"/56", Polish Asiatic Commercial Co., Ltd., Poland	Overcoat- ings, Colored, 54"/56", G. B.	Carpets, Hand-made, 90-Row, Tientsin & Shanghai	Cocoon, Wusih, Kiangsu	Cocoon, Shaoshing, Chekiang,
單位 Unit	碼(1) Yard	碼(1) Yard	碼(1) Yard	碼(1) Yard	英方尺(2) Sq. ft.	担 絲斤(3) Picul	担 絲斤(3) Picul
	\$	\$	\$	\$	\$	\$	\$
民國十九年	—	—	—	3.411	1.554	209.572	221.785
二十年	—	—	—	4.595	1.559	177.173	197.018
廿一年	—	—	2.618	4.610	1.564	108.870	119.983
廿二年	4.650	—	2.501	4.589	1.625	114.397	121.112
廿三年	4.600	3.860	2.275	4.250	1.750	82.938	89.417
廿四年	3.689	3.519	1.913	3.750	1.742	96.083	100.583
廿五年	3.956	4.724	2.109	4.958	1.779	115.458	122.875
廿六年	4.385	4.115	2.549	5.494	1.769	141.542	148.167
廿七年	4.806	4.073	2.793	6.375	1.879	165.750	173.000
民國廿五年	4.000	3.600	1.900	4.800	1.825	111.500	122.000
一月	4.000	3.800	1.900	4.800	1.800	115.000	126.000
二月	4.100	3.775	—	—	1.800	104.000	112.500
三月	3.950	3.700	—	—	1.775	105.000	110.000
四月	3.900	3.725	1.900	—	1.725	99.000	109.000
五月	3.900	3.650	1.900	—	1.750	100.500	107.500
六月	3.900	3.650	1.900	—	1.775	112.500	116.000
七月	3.900	3.663	2.150	—	1.750	121.500	127.500
八月	3.900	3.700	2.225	5.000	1.775	127.000	132.500
九月	3.900	3.750	2.363	5.000	1.750	117.500	126.500
十月	3.950	3.825	2.413	5.000	1.775	126.500	135.000
十一月	4.075	3.850	2.438	5.150	1.850	145.500	150.000
十二月	—	—	—	—	—	—	—
民國廿六年	4.100	3.875	2.475	5.400	1.775	145.000	152.500
一月	4.225	3.950	2.463	5.175	1.750	143.500	150.000
二月	4.350	4.100	2.450	—	1.775	147.500	158.000
三月	4.400	4.125	2.450	—	1.775	142.000	150.000
四月	4.400	4.173	2.450	—	1.750	132.000	143.000
五月	4.400	4.200	2.450	—	1.750	142.500	153.000
六月	4.400	4.250	2.450	—	1.750	155.000	161.000
七月	4.400	4.250	2.600	—	1.750	160.000	162.000
八月	4.450	—	2.600	—	1.750	143.500	147.500
九月	4.500	—	2.750	—	1.750	155.000	141.000
十月	4.500	—	2.750	5.625	1.800	130.000	133.000
十一月	4.500	—	2.700	5.775	1.850	122.500	127.000
十二月	—	—	—	—	—	—	—
民國廿七年	4.500	—	2.625	5.800	1.750	126.500	128.000
一月	4.550	—	2.600	5.675	1.850	116.500	121.000
二月	4.775	3.825	—	—	1.775	108.500	114.500
三月	4.825	3.850	—	—	1.750	131.000	134.000
四月	4.850	3.900	—	—	1.800	142.500	154.000
五月	4.850	3.900	—	—	1.825	156.000	165.000
六月	4.850	3.975	—	—	1.825	172.500	182.500
七月	4.875	4.050	2.750	—	1.800	187.500	192.000
八月	4.900	4.325	2.800	6.300	1.875	193.000	197.500
九月	4.900	4.450	2.875	6.475	1.850	195.000	207.500
十月	4.900	4.350	2.925	6.875	1.875	220.000	237.500
十一月	4.900	4.100	2.975	7.125	2.375	240.000	242.500
十二月	—	—	—	—	—	—	—

* 二十五年一月起,係波蘭素色貨市價。
† 盧錢。

WHOLESALE PRICES IN SHANGHAI, 1930—1938

71

蠶繭 改良種乾繭 江蘇無錫	蠶繭 雙宮乾繭 浙江紹興	絲吐 廢長吐 江蘇無錫	絲經 漂白廢經 高等頭二號 上海	絲經 漂白廢經 下等頭二號 上海	絲經 雙里乾經 江蘇,浙江	絲經 全宮廢經 江蘇,浙江	貨名
Cocoon, School Coc., Wushih, Kiangsu	Douppion, Shaoshing, Chekiang	Waste Silk, Wusih, Kiangsu	Steam Filatures, 1st. & 2nd. Choice, 13/15 dens., Double Extra, Shanghai	Steam. Filatures, 1st. & 2nd. Choice, 16/22 dens., Extra B, Shanghai	Tsatlee Rereels, New Style, Blue Dragon & Flying Horse, (6 numbers), Kiangsu & Chekiang	Douppion Filatures, 40/60 dens., Kiangsu & Chekiang	Com- modity
担 絲繭(3) Picul	担 絲繭(3) Picul	担 絲(4) Picul	担 絲(4) Picul	担 絲(4) Picul	担 絲(4) Picul	担 絲(4) Picul	單位 Unit
\$	\$	\$	\$	\$	\$	\$	1930
—	98.450	231.808	1712.894	1423.834	1112.127	—	1931
—	115.856	236.708	1616.733	1291.568	1087.006	807.544	1932
—	68.746	165.294	1131.847	885.898	841.943	562.651	1933
141.143	58.321	173.311	963.596	740.308	666.456	409.237	1934
98.042	49.542	150.354	624.597	504.847	499.028	330.514	1935
122.042	59.042	169.667	634.583	539.167	452.083	334.375	1936
169.583	86.333	206.250	808.750	713.125	595.833	425.000	1937
185.000	87.083	235.250	857.292	763.542	730.000	488.125	1938
196.292	82.458	275.417	1136.250	1000.625	791.250	593.611	1936
180.000	76.500	176.000	935.000	805.000	575.000	472.500	Jan.
187.500	79.000	187.500	925.000	805.000	570.000	472.500	Feb.
167.500	87.000	195.500	850.000	750.000	550.000	450.000	Mar.
155.000	80.000	204.000	820.000	700.000	500.000	440.000	Apr.
160.000	78.000	196.500	770.000	660.000	540.000	380.000	May
156.500	81.000	197.500	735.000	615.000	525.000	360.000	June
162.500	90.000	205.000	755.000	680.000	610.000	370.000	July
168.500	95.000	218.500	770.000	710.000	645.000	410.000	Aug.
167.500	98.000	227.000	735.000	652.500	625.000	440.000	Sept.
168.000	90.000	220.000	735.000	670.000	625.000	440.000	Oct.
175.000	92.500	215.000	805.000	735.000	635.000	440.000	Nov.
187.000	89.000	232.500	870.000	775.000	680.000	—	Dec.
—	—	—	—	—	—	—	1937
186.000	85.000	225.000	910.000	800.000	700.000	—	Jan.
187.500	88.000	214.000	910.000	785.000	740.000	480.000	Feb.
194.000	92.500	242.500	880.000	765.000	760.000	—	Mar.
187.500	100.000	253.000	875.000	765.000	760.000	472.500	Apr.
180.000	94.500	231.000	842.500	710.000	730.000	—	May
185.000	96.000	240.000	875.000	785.000	710.000	—	June
205.000	93.000	243.000	960.000	880.000	710.000	520.000	July
200.000	90.000	245.000	930.000	860.000	790.000	480.000	Aug.
185.000	80.000	234.500	770.000	712.500	† 740.000	—	Sept.
178.000	77.000	230.000	† 775.000	715.000	† 700.000	—	Oct.
168.000	71.500	235.000	780.000	695.000	† 710.000	—	Nov.
164.000	77.500	230.000	780.000	690.000	† 710.000	—	Dec.
—	—	—	—	—	—	—	1938
165.000	77.500	222.500	790.000	700.000	—	—	Jan.
154.000	70.000	247.500	825.000	705.000	—	—	Feb.
150.000	70.000	235.000	855.000	750.000	—	—	Mar.
178.500	72.500	250.000	905.000	787.500	—	465.000	Apr.
182.500	76.000	265.000	940.000	815.000	—	462.500	May
192.500	79.000	255.000	† 1005.000	845.000	—	† 500.000	June
202.500	83.500	242.500	† 1200.000	1115.000	—	600.000	July
212.500	89.000	267.500	† 1350.000	1200.000	—	610.000	Aug.
200.000	87.000	287.500	† 1380.000	1185.000	730.000	† 640.000	Sept.
217.500	89.500	322.500	† 1425.000	1280.000	770.000	680.000	Oct.
242.500	97.500	345.000	† 1445.000	1305.000	825.000	680.000	Nov.
258.000	98.000	365.000	1515.000	1320.000	840.000	705.000	Dec.

(1)碼=2.74市尺
(2)平方英尺=0.836平方市尺
(3)絲繭每100斤=123.17市斤
(4)磅每100斤=120.96市斤

上海躉售物價——民國十九年至二十七年

貨名	人造絲 三等150號 天怡,紅魚 藍	人造絲 A/120 天橋牌 日	湖綳 二四加綳 浙江湖州	府綳 頭號 山東	白煤 柳江白煤 河北	白煤 東京白煤 安南	烟煤 開平烟煤塊 ⁺ 原塊 河北
Commodity	Artificial Silk Yarn, Glanzmann Fco.(c/150), Italy	Artificial Silk Yarn, A/120, Japan	Silk Crape, Huchow, Chekiang	Pongee, 1st. grade, Shantung	Anthracite, Hopeh	Anthracite, Hongay, Annam	Lump Coal, Kai Ping, Mixture, Hopeh
單位 Unit	百磅(1) 100 lbs.	百磅(1) 100 lbs.	兩(2) Liang	正 Piece	公噸 Metric Ton	公噸 Metric Ton	公噸 Metric Ton
	\$	\$	\$	\$	\$	\$	\$
民國十九年	161.471	—	1.047	18.533	17.987	26.475	11.024
二十年	247.637	—	1.097	18.398	22.144	31.184	14.085
廿一年	237.105	—	0.856	16.000	21.324	28.339	12.077
廿二年	241.433	—	0.723	13.629	17.762	23.585	11.378
廿三年	214.604	194.229	0.564	9.446	14.802	19.925	10.302
廿四年	177.490	175.990	0.496	9.303	15.375	19.625	10.242
廿五年	195.844	202.644	0.587	12.292	13.594	21.844	11.443
廿六年	224.521	251.100	0.679	13.942	19.198	25.365	16.396
廿七年	188.932	156.875	0.701	12.896	35.771	39.583	31.438
民國廿五年							
一月	205.000	205.625	0.560	11.500	14.500	22.000	12.000
二月	197.500	192.500	0.580	11.500	14.000	20.500	—
三月	200.000	200.600	0.560	11.000	13.250	18.625	12.000
四月	196.250	188.750	0.560	11.000	13.250	21.500	12.000
五月	187.500	167.500	0.540	11.200	13.500	22.125	11.500
六月	191.250	188.750	0.520	11.400	13.125	22.125	11.250
七月	193.125	204.000	0.580	12.500	13.000	22.000	10.875
八月	194.500	214.750	0.640	13.500	13.000	22.000	10.125
九月	193.000	212.500	0.620	13.400	13.250	22.000	10.500
十月	194.500	216.250	0.630	13.500	13.250	22.000	11.000
十一月	196.250	218.750	0.640	13.800	13.625	22.375	11.625
十二月	201.250	221.750	0.610	13.200	15.375	24.500	13.000
民國廿六年							
一月	217.500	242.500	0.640	13.800	16.875	24.875	15.000
二月	220.000	236.250	0.680	15.000	16.000	24.250	14.500
三月	221.250	229.500	0.700	15.500	15.250	22.750	13.750
四月	218.250	231.500	0.700	15.000	15.000	21.250	13.500
五月	229.000	232.500	0.680	14.500	15.500	21.000	13.500
六月	230.000	236.250	0.710	15.000	16.250	21.000	14.500
七月	229.000	236.250	0.780	16.000	17.500	21.750	14.500
八月	228.000	225.000	0.700	14.600	18.500	22.500	14.500
九月	222.000	—	0.650	12.000	20.250	24.500	16.000
十月	230.500	—	0.640	12.000	22.750	26.750	18.500
十一月	225.000	220.000	0.620	12.000	26.000	32.500	23.000
十二月	223.750	221.250	0.650	12.500	31.000	41.000	25.500
民國廿七年							
一月	218.750	205.000	0.650	12.500	32.500	41.500	26.000
二月	210.000	165.000	0.650	12.500	30.500	36.000	23.500
三月	206.250	170.000	0.750	13.650	30.000	34.000	23.000
四月	208.250	171.250	0.755	14.250	32.500	36.000	25.750
五月	205.000	165.000	0.740	14.250	32.000	34.000	26.000
六月	168.750	141.250	0.725	13.000	32.250	35.500	28.500
七月	—	142.500	0.740	13.100	35.750	38.000	32.000
八月	170.000	140.000	0.725	13.500	38.000	44.000	37.500
九月	175.000	140.500	0.650	12.500	41.000	44.000	39.000
十月	176.250	148.750	0.655	11.250	42.250	44.000	39.500
十一月	172.500	145.000	0.665	11.750	42.000	44.000	39.000
十二月	167.500	148.250	0.680	12.500	40.500	44.000	37.500

⁺ 開平原塊即林西烟煤塊。

* 原為二號開平煤層,廿五年十二月起,開灤公司証開開灤層一種,不分頭號,二號貨號,但自廿七年九月起該公司復有頭二號之分別,本表改列頭號市價。

WHOLESALE PRICES IN SHANGHAI, 1930—1938

73

烟煤 松浦烟煤塊 日	烟煤 中興統煤 山東	烟煤 頭號廣順統煤 遼寧	烟煤 基等統煤 遼寧	烟煤 開灤煤層* 河北	烟煤 一號廣順煤層 遼寧	烟煤 松浦煤層 日	貨名
Lump Coal, Matsaura, Japan	Mixture Coal, Chung Hsing, Shantung	Mixture Coal, Fu Chen, Mukden	Mixture Coal, Taiwan	Dust Coal, Kai Ping, Hopeh	Dust Coal, Fu Chen, 1st. quality, Mukden	Dust coal, Matsaura, Japan	Com- modity
公噸 Metric Ton	公噸 Metric Ton	公噸 Metric Ton	公噸 Metric Ton	公噸 Metric Ton	公噸 Metric Ton	公噸 Metric Ton	單位 Unit
\$	\$	\$	\$	\$	\$	\$	
14.191	16.398	16.454	—	10.339	13.931	—	1930
16.908	19.967	18.384	—	12.934	16.935	—	1931
14.973	17.229	17.445	—	11.551	14.109	10.447	1932
12.341	14.353	15.670	13.178	10.056	12.243	9.429	1933
12.799	13.700	15.874	13.771	8.779	13.201	8.613	1934
12.948	13.465	15.773	14.023	8.821	13.333	8.613	1935
15.129	13.917	17.144	15.065	10.559	14.835	9.481	1936
18.748	17.938	22.083	15.953	15.104	18.771	13.648	1937
35.229	43.771	36.646	38.313	29.104	32.703	27.568	1938
15.375	13.750	18.500	15.375	9.700	15.750	9.500	1936
15.350	13.750	17.550	15.350	11.000	14.870	9.600	Jan.
15.300	13.500	17.375	15.250	10.750	14.375	9.600	Feb.
15.500	13.500	17.000	15.250	10.750	14.500	9.600	Mar.
15.500	13.500	16.875	15.250	10.750	14.250	9.600	Apr.
15.125	13.250	16.500	15.000	10.500	14.000	9.450	May
14.625	14.000	16.125	14.875	10.100	14.000	9.200	June
14.225	14.000	16.000	14.500	10.250	14.125	9.000	July
14.050	14.000	16.375	14.350	10.000	14.500	8.900	Aug.
14.375	14.000	16.800	14.625	10.000	14.775	8.950	Sept.
14.875	14.000	17.375	14.950	10.030	15.125	9.125	Oct.
17.250	15.750	19.250	16.000	12.875	17.750	11.250	Nov.
18.500	16.875	20.875	16.750	13.200	19.000	12.875	Dec.
17.500	15.625	20.000	16.250	13.400	18.250	12.000	1937
16.500	15.000	19.625	15.625	13.150	16.750	11.375	Jan.
15.500	15.000	19.000	15.250	13.150	16.000	11.375	Feb.
15.375	15.125	19.125	15.375	13.900	16.125	11.625	Mar.
15.750	15.500	19.500	15.750	13.900	16.500	12.000	Apr.
16.375	15.875	19.875	16.125	13.900	16.875	12.375	May
17.000	16.500	20.500	16.500	13.900	17.500	13.250	June
18.250	18.250	22.500	—	14.750	18.750	14.750	July
20.725	20.500	24.500	—	16.500	20.500	17.750	Aug.
24.500	23.250	28.000	—	19.500	23.000	20.750	Sept.
29.000	27.750	31.500	—	22.000	26.000	—	Oct.
30.500	29.750	34.000	—	23.250	28.000	—	Nov.
29.500	35.000	31.500	—	21.250	27.250	21.500	Dec.
27.750	36.000	30.000	—	21.000	26.000	21.000	1938
29.250	40.500	31.500	—	23.000	27.250	22.500	Jan.
32.000	44.500	33.000	—	23.500	28.000	23.750	Feb.
33.500	45.000	34.000	—	25.500	29.500	24.250	Mar.
37.000	45.500	37.250	—	27.750	32.000	27.000	Apr.
39.250	49.000	40.000	—	32.500	35.500	30.500	May
41.500	50.000	42.500	39.000	37.000	39.000	33.000	June
41.500	50.000	42.500	39.000	37.500	40.000	33.750	July
41.000	50.000	42.000	38.000	38.500	40.000	33.000	Aug.
40.000	50.000	41.500	37.250	38.500	40.000	33.000	Sept.
							Oct.
							Nov.
							Dec.

(1)百磅=90.72市斤
(2)天秤磅=1.17市兩

貨名	木炭 溫州炭 浙江溫州	生鐵 六河漢頭號 河南	生鐵 頭號 印度	竹節鋼 比, 德	軟鋼圓條 (孟林圓鋼) 徑一吋半英寸 比, 比	三角鐵 邊寬二英寸 比	工字鐵 比, 法
Commodity	Charcoal, Wenchow, Chekiang	Pig Iron, No. 1, Honan	Pig Iron, No. 1, India	Bamboo Steel, Belgium, Germany	Mild Steel Round Bars, 2" wide, Belgium	Iron Angles, 2" wide, Belgium	Joists, (I Beam), Belgium, France
單位 Unit	兩筭 2 Baskets	公噸 Metric Ton	公噸 Metric Ton	公噸 Metric Ton	担 市秤 50 Kg.	担 市秤 50 Kg.	担 市秤 50 Kg.
民國十九年	\$ 1.425	\$ 69.907	\$ —	\$ 127.977	\$ 6.093	\$ 6.468	\$ 6.615
二十一年	1.454	84.062	—	126.886	6.137	6.570	7.515
廿二年	1.530	84.037	85.765	99.054	5.074	5.601	6.495
廿三年	1.404	73.009	76.981	103.765	5.171	6.191	5.836
廿四年	1.394	64.621	67.923	108.631	5.470	5.622	5.971
廿五年	1.418	64.833	68.479	105.000	5.267	5.538	5.798
廿六年	1.842	73.250	80.167	129.542	6.069	6.344	7.188
廿七年	1.933	134.333	141.833	224.833	10.906	11.031	12.021
民國廿五年	3.263	186.833	195.667	264.208	13.160	13.531	15.188
一月	1.850	69.000	77.000	130.000	6.000	6.625	7.250
二月	1.825	71.000	77.000	130.000	5.875	6.500	7.000
三月	1.900	71.000	77.000	130.000	5.750	6.125	7.000
四月	1.900	71.000	77.000	130.000	5.750	6.000	7.000
五月	1.900	71.000	77.000	130.000	5.750	6.000	7.000
六月	1.850	72.000	79.000	127.500	5.775	6.000	7.000
七月	1.800	72.000	79.000	126.000	5.800	6.000	7.000
八月	1.800	72.000	79.000	125.000	6.000	6.000	7.000
九月	1.800	72.000	79.000	125.000	6.250	6.500	7.000
十月	1.800	72.000	79.000	128.000	6.250	6.500	7.000
十一月	1.800	82.000	90.000	132.000	6.500	6.750	7.500
十二月	1.875	84.000	92.000	142.000	7.125	7.125	8.500
民國廿六年	—	—	—	—	—	—	—
一月	1.900	85.000	93.000	165.000	8.900	8.500	10.500
二月	1.900	90.500	100.500	187.500	9.750	10.000	11.250
三月	1.900	108.000	118.000	205.000	10.125	10.250	11.500
四月	1.900	108.000	118.000	232.500	13.250	13.250	13.000
五月	1.850	128.000	135.000	231.500	12.250	12.000	12.250
六月	1.850	137.500	147.500	230.000	10.750	10.750	12.000
七月	1.850	145.000	155.000	226.500	10.125	10.125	11.750
八月	1.850	155.000	160.000	225.000	10.000	10.000	11.500
九月	2.400	* 155.000	* 160.000	237.500	10.500	10.500	11.500
十月	—	* 160.000	* 165.000	260.000	11.250	11.500	12.250
十一月	—	* 170.000	* 175.000	255.000	12.250	12.750	13.250
十二月	—	* 170.000	* 175.000	242.500	12.125	12.750	13.500
民國廿七年	—	—	—	—	—	—	—
一月	4.500	* 170.000	* 175.000	232.500	12.000	12.500	13.500
二月	3.000	* 167.500	* 172.500	225.500	11.250	11.750	13.000
三月	3.000	* 160.000	* 165.000	226.500	11.000	11.000	13.000
四月	2.900	* 155.000	* 162.000	227.500	11.125	11.000	13.000
五月	2.800	* 153.500	* 162.500	223.500	10.925	11.125	13.250
六月	2.700	* 160.500	* 170.500	235.000	11.875	12.000	14.250
七月	2.950	* 176.500	* 188.000	280.000	13.250	13.750	15.250
八月	3.300	* 192.500	* 202.500	305.000	15.250	15.750	17.500
九月	3.200	* 217.500	* 227.500	317.500	15.875	16.000	17.500
十月	3.400	* 229.000	* 240.500	305.000	15.625	16.000	17.500
十一月	3.700	* 230.000	* 242.000	300.000	15.125	16.000	17.500
十二月	3.700	* 230.000	* 240.000	292.500	14.625	15.500	17.000

* 虛設。
† 十九、二十年係美國貨。

WHOLESALE PRICES IN SHANGHAI, 1930—1938

75

鐵板 (英鐵板) 厚十英寸 德,比	鍍鋅鐵板 (白鐵板) 厚五英寸 英,德	鐵片 (黑鐵皮) 十八號 三十一號 英,德,比	鍍錫鐵片 (紫馬口鐵) 九十磅 英	鍍鋅鐵片 (平白鐵) 三十號 太陽牌 日	瓦紋鐵片 (白鐵瓦) 三十號 三星牌 日	鐵管 (黑鐵管) 徑二英寸 英,美	貨名
Ship Plates, 1/2" thick, Germany, Belgium	Plates, Galvanized, 3/8" thick, G. B., Germany	Black Iron Sheets, 18-sheet bundle,G.B., Germany, Belgium	Tinned Plates, 90-lb. case, I. C. W., G. B.	Plain Sheets, Galvanized, 3'x7', #30G., "Asahi," Japan	Corrugated Iron Tubes, Sheets, Galvanized, 3'x7', #30G., Japan	2" in diameter, G. B., U. S. A.	Com- modity
担 市秤 50 K.g.	担 市秤 50 K.g.	担 市秤 50 K.g.	箱 Case	張 Piece	張 Piece	英尺(1) Foot	單 位 Unit
\$	\$	\$	\$	\$	\$	\$	1930
7.173	12.098	11.754	17.529	---	---	0.478	1930
7.408	12.356	13.171	19.300	---	---	0.609	1931
6.142	11.516	10.571	14.389	1.043	1.248	0.573	1932
6.827	11.393	10.057	16.757	1.057	1.188	0.484	1933
6.770	11.852	9.993	15.304	1.233	1.268	0.430	1934
6.223	10.615	8.125	14.354	1.099	1.171	0.350	1935
7.298	11.219	9.144	18.388	1.071	1.131	0.304	1936
13.156	17.479	13.750	22.073	1.411	1.481	0.565	1937
15.921	19.229	16.323	25.981	2.145	2.218	0.788	1938
7.125	11.000	8.875	17.000	1.115	1.190	0.345	1936
6.750	11.000	9.250	17.500	1.085	1.145	0.335	Jan.
6.500	11.000	8.550	18.250	1.095	1.145	0.505	Feb.
6.700	11.000	8.950	19.200	1.100	1.160	0.288	Mar.
6.800	11.000	9.200	19.375	1.065	1.130	0.285	Apr.
6.750	11.000	9.100	19.250	1.000	1.090	0.285	May
6.600	11.000	8.875	18.625	0.995	1.050	0.288	June
6.750	11.000	8.875	18.250	1.000	1.040	0.290	July
7.375	11.000	9.075	18.125	1.035	1.095	0.300	Aug.
7.725	11.250	9.200	18.125	1.040	1.095	0.300	Sept.
8.500	11.625	9.150	18.200	1.065	1.110	0.300	Oct.
10.000	12.750	10.625	18.750	1.255	1.325	0.325	Nov.
12.000	16.500	11.875	20.250	1.455	1.525	0.390	Dec.
13.000	17.000	13.375	21.500	1.530	1.580	0.400	1937
12.625	17.000	13.500	22.500	1.395	1.480	0.435	Jan.
15.250	19.000	15.000	23.875	1.480	1.550	0.535	Feb.
14.250	18.250	15.250	23.750	1.450	1.540	0.435	Mar.
12.750	17.250	13.750	22.500	1.355	1.500	0.550	Apr.
11.750	17.000	13.000	21.000	1.290	1.390	0.550	May
11.750	17.000	12.500	21.500	1.300	1.380	0.545	June
12.500	17.000	---	21.000	1.425	---	0.565	July
13.250	17.750	14.250	22.000	1.450	1.450	0.620	Aug.
14.500	18.000	14.500	22.500	1.400	1.450	0.650	Sept.
14.250	18.000	14.250	22.500	1.400	1.450	0.680	Oct.
14.000	18.000	14.000	22.500	1.425	1.475	0.705	Nov.
13.250	18.000	13.625	22.450	1.450	1.500	0.710	Dec.
12.750	17.500	12.750	21.400	1.475	1.520	0.660	1938
13.350	17.500	12.875	23.750	1.555	1.600	0.660	Jan.
12.875	17.750	12.750	23.550	1.540	1.600	0.635	Mar.
14.125	18.500	13.375	24.000	1.670	1.730	0.620	Apr.
16.500	19.000	15.250	25.125	1.975	2.025	0.420	May
18.750	20.500	17.000	27.750	2.350	2.450	0.715	June
19.750	21.000	18.750	29.000	2.550	2.630	0.750	July
19.250	21.000	21.250	30.000	3.125	3.325	0.950	Aug.
18.625	21.000	22.000	30.750	3.380	3.415	0.950	Sept.
17.825	21.000	22.250	31.500	3.245	3.350	0.950	Oct.
							Nov.
							Dec.

(1)英尺=0.914市尺

貨名	鍍鋅鐵管 (白鐵管) 徑六英寸 長六英尺	鐵釘 (法西釘) 長六英寸 上海	平頭鐵螺絲 一英寸,八號 雙螺絲 美	粗鐵絲† (元絲) 英,比,美	鍍鋅鐵絲 (白鐵絲) 十六號 英,比	箍鐵 (打包鐵皮) 寬六英寸 長二十號 英,比	剪口鐵 長塊 英,美
Commodity	Iron Tubes, Galvanized, 6" in diameter, Germany	Wire Nail, 6", Shanghai	Pointed Screws, 1" long, No. 8 U.S.A.	Iron wire Rods, G. B., Belgium, U.S.A.	Wire, New, # 16G., G. B., Belgium	Hoops, # 20G., Germany, Belgium	Plates Cutting, Long, G. B., U.S.A.
單位 Unit	英尺(1) Foot	桶(2) Barrel	羅 Gross	担 市秤 50 Kg.	担 市秤 50 Kg.	担 市秤 50 Kg.	担 市秤 50 Kg.
	\$	\$	\$	\$	\$	\$	\$
民國十九年	0.191	—	—	5.029	8.102	7.535	4.051
二十年	0.278	—	0.415	5.957	10.176	8.503	4.723
廿一年	0.260	8.077	0.392	4.224	7.770	8.110	4.367
廿二年	0.191	7.538	0.336	4.249	10.897	9.333	4.652
廿三年	0.171	6.281	0.297	4.243	8.926	8.221	4.375
廿四年	0.138	5.738	0.263	3.648	6.779	7.783	4.154
廿五年	0.117	6.471	0.295	4.254	7.433	9.050	4.523
廿六年	0.184	11.927	0.342	10.330	11.917	16.458	6.860
廿七年	0.285	14.679	0.403	12.642	14.071	20.667	8.031
民國廿五年							
一月	0.155	6.700	0.290	3.725	6.800	9.000	4.350
二月	0.140	6.400	0.290	3.850	7.250	9.000	4.150
三月	0.120	5.750	0.290	3.750	7.125	9.000	4.125
四月	0.108	6.200	0.270	3.875	7.000	9.125	4.150
五月	0.105	6.200	0.300	3.950	7.125	9.250	4.000
六月	0.105	6.200	0.290	4.000	7.050	9.250	4.000
七月	0.105	6.200	0.300	4.000	7.125	8.875	4.050
八月	0.105	6.200	0.300	4.000	7.150	8.550	4.100
九月	0.110	6.100	0.300	4.200	7.325	8.500	4.350
十月	0.110	6.550	0.300	4.575	7.800	8.550	5.050
十一月	0.110	6.900	0.300	5.250	8.375	8.750	5.950
十二月	0.130	8.250	0.310	5.875	9.075	10.750	6.000
民國廿六年							
一月	0.155	10.000	0.320	7.750	10.750	13.250	6.250
二月	0.163	12.000	0.340	10.500	12.750	14.250	7.675
三月	0.173	12.500	0.340	10.500	12.000	15.000	7.750
四月	0.190	13.000	0.340	12.250	13.000	16.500	8.125
五月	0.190	11,750	0.340	11,750	12,400	16,750	7,750
六月	0.180	10,375	0.340	10,750	10,750	17,000	6,900
七月	0.180	10,500	0.340	10,125	10,100	16,500	6,500
八月	0.185	10,500	0.340	10,000	10,500	16,500	6,000
九月	0.190	11,250	0.350	—	11,250	16,500	6,000
十月	0.198	13,250	0.350	10,000	12,500	17,500	6,375
十一月	0.200	14,000	0.350	10,000	13,500	18,750	6,500
十二月	0.200	14,000	0.350	10,000	13,500	19,000	6,500
民國廿七年							
一月	0.200	14,000	0.350	10,000	13,250	19,000	6,500
二月	0.195	13,900	0.350	10,000	12,900	18,000	6,450
三月	0.190	13,000	0.350	10,000	12,000	17,750	5,875
四月	0.190	13,075	0.350	10,750	12,450	17,500	6,000
五月	0.205	12,800	0.350	10,675	12,225	17,500	5,950
六月	0.255	12,675	0.420	11,500	12,500	18,000	6,625
七月	0.228	13,450	0.420	13,500	13,750	19,250	7,625
八月	0.384	15,750	0.450	15,000	15,500	22,000	9,500
九月	0.384	17,125	0.450	15,375	16,000	22,000	9,875
十月	0.384	17,000	0.450	15,125	16,000	25,000	10,375
十一月	0.384	17,000	0.450	14,900	16,375	26,000	10,900
十二月	0.365	16,375	0.450	14,875	15,900	26,000	10,700

*十九、二十年係英、美貨。

†廿六年六月起,係英四英寸市價。

‡十九、二十年係粗鐵絲,前刊鐵絲段,誤。

§英國漢士本廠出品手牌鋸刀,方,圓,圓三種市價一向相同,自二十四年十月起,該廠將銷路較大之圓鋸另定價目,故市上售價圓鋸與方,圓鋸亦有差異,不與二十四年十月起係較圓鋸市價。

WHOLESALE PRICES IN SHANGHAI, 1930—1938

77

銼刀 方圓相銼 十二英寸 手心牌 英	縫針 一至九號 禮和老牌 德	紫銅錠 老 T. C., 美	紫銅板 厚古 $\frac{3}{4}$ 英寸 日,德	紫銅片 南視廠 上海	紫銅片 十三號 日	紫銅管 徑 $\frac{3}{4}$ 英寸 日,德	貨名
Files, Square, Round & Flats, 12", Bastard, G.B.	Needles, Assorted, No. 1/9, Carlowitz & Co., Germany	Copper Ingots, T. C., U. S. A.	Copper Plates, $\frac{3}{4}$ " thick, Japan, Germany	Copper Sheets, Shanghai	Copper Sheets, # 13G., Japan	Copper Tubes, $\frac{3}{4}$ " in diameter, Japan, Germany	Com- modity
打 Dozen	萬枝 10,000	担 市秤 50 Kg.	担 市秤 50 Kg.	担 市秤 50 Kg.	担 市秤 50 Kg.	磅(3) Pound	單位 Unit
\$	\$	\$	\$	\$	\$	\$	
8.745	19.441	59.329	58.746	—	59.149	0.895	1930
10.939	24.837	60.641	75.837	—	72.085	1.059	1931
8.671	25.618	39.482	—	59.711	51.766	0.657	1932
7.938	27.483	41.771	50.120	54.675	53.405	0.668	1933
8.060	27.592	35.979	46.416	47.427	49.005	0.613	1934
8.929	30.208	31.227	40.219	39.896	43.406	0.592	1935
10.665	32.000	45.718	57.417	50.170	58.932	0.708	1936
10.980	32.000	62.150	74.167	67.622	78.195	0.905	1937
14.400	35.858	66.200	86.583	70.548	91.595	1.433	1938
12.150	32.000	43.500	45.000	45.500	53.000	0.750	1936
11.340	32.000	41.500	45.000	46.000	52.250	0.750	Jan.
10.800	32.000	41.750	46.500	47.350	53.500	0.750	Feb.
10.530	32.000	44.000	51.000	49.500	55.250	0.750	Mar.
10.260	32.000	45.500	53.000	50.500	57.500	0.750	Apr.
10.260	32.000	44.500	54.500	47.500	54.000	0.700	May
10.260	32.000	42.500	55.000	47.500	52.500	0.650	June
10.260	32.000	45.500	58.000	49.000	54.250	0.650	July
10.260	32.000	46.500	67.500	52.500	56.500	0.650	Aug.
10.260	32.000	48.250	67.500	55.500	59.250	0.650	Sept.
10.530	32.000	52.000	70.000	54.151	59.938	0.700	Oct.
11.070	32.000	53.117	76.000	57.044	63.245	0.750	Nov.
11.070	32.000	59.950	81.500	59.938	68.205	0.850	Dec.
11.340	32.000	66.950	81.500	68.205	75.646	0.850	1937
11.340	32.000	75.250	87.500	74.819	83.913	0.975	Jan.
11.340	32.000	72.350	85.000	75.646	85.980	1.000	Feb.
11.070	32.000	62.000	77.500	69.895	80.606	0.925	Mar.
10.800	32.000	57.900	67.000	66.138	77.713	0.890	Apr.
10.800	32.000	57.900	66.000	66.138	77.713	0.825	May
10.800	32.000	57.900	66.000	66.138	77.713	0.800	June
10.800	32.000	59.500	66.000	66.138	77.713	0.800	July
10.800	32.000	59.500	69.000	66.138	77.713	0.950	Aug.
10.800	32.000	58.700	71.000	66.138	77.713	1.000	Sept.
10.800	32.000	57.900	72.000	66.138	77.713	1.000	Oct.
10.800	32.000	56.200	72.000	62.005	77.713	1.000	Nov.
10.800	32.000	54.600	72.000	62.005	76.886	1.000	Dec.
10.800	32.000	54.600	72.000	62.005	76.886	1.000	1938
10.800	35.200	54.600	72.000	62.005	76.886	1.000	Jan.
12.150	35.200	54.600	73.500	62.005	76.886	1.050	Feb.
12.150	35.200	55.400	77.500	63.245	81.020	1.250	Mar.
17.550	35.200	68.650	85.000	68.205	95.487	1.450	Apr.
17.550	38.700	72.800	100.000	76.473	101.688	1.900	May
17.550	38.700	76.100	105.000	80.606	105.821	2.000	June
17.550	38.700	81.450	105.000	82.673	109.955	2.000	July
17.550	38.700	82.700	105.000	82.673	109.955	1.900	Aug.
17.550	38.700	82.700	100.000	82.673	109.955	1.650	Sept.
							Oct.
							Nov.
							Dec.

(1)英尺=0.914市尺
(2)磅重一百磅=90.72市斤
(3)磅=0.91市斤

貨名	紫銅絲 十六號* 日	鉛塊 (青鉛) 湖南	鉛塊 (大條鉛) 坎拿大 英	鋅塊 (白鉛) 日 湖南	鋅塊 (大白條塊) M. H. 美	鋅片 (白鉛皮) 五號 比	錫塊 小珠錫 雲南
Com- modity	Copper Wire # 16G., Japan	Lead In Pigs or Bars, Hunan	Lead Bars, Canada, G. B.	Zinc Spelter, H, Hunan	Zinc Spelter, M. H., U. S. A.	Zinc Sheets, # 5G., Belgium	Tin Ingots or Slabs, Yunnan
單位 Unit	担 市秤 50 Kg.	担 市秤 50 Kg.	担 市秤 50 Kg.	担 市秤 50 Kg.	担 市秤 50 Kg.	担 市秤 50 Kg.	担 市秤 50 Kg.
	\$	\$	\$	\$	\$	\$	\$
民國十九年	58.840	17.281	16.534	21.682	22.770	—	114.538
二十年	70.862	17.327	17.724	24.350	26.132	—	117.934
廿一年	64.292	13.453	14.355	20.400	21.349	24.742	104.969
廿二年	50.624	13.094	13.527	14.986	19.024	25.200	132.421
廿三年	45.384	12.353	12.746	14.378	16.254	25.482	151.863
廿四年	40.854	12.129	13.200	12.690	14.585	20.542	140.125
廿五年	54.203	17.748	20.504	16.257	19.617	25.271	156.015
廿六年	72.550	26.145	28.142	24.595	27.420	31.167	191.870
廿七年	86.393	25.043	27.321	23.631	26.696	35.833	215.122
民國廿五年							
一月	51.750	16.025	18.850	17.000	20.125	25.500	165.000
二月	50.000	16.250	19.150	16.875	19.750	25.500	165.000
三月	51.750	16.650	20.000	17.125	20.250	25.000	163.500
四月	53.750	18.000	21.000	17.150	20.350	25.500	167.000
五月	55.500	16.950	19.900	16.100	19.650	25.250	151.500
六月	53.500	16.400	18.900	15.000	18.875	24.000	135.000
七月	49.500	16.125	18.550	14.125	18.125	24.000	134.000
八月	52.250	16.400	18.500	14.375	18.375	24.000	143.500
九月	54.500	17.100	19.100	15.250	19.100	24.500	144.000
十月	58.500	17.600	19.900	16.125	19.875	25.500	153.000
十一月	58.284	21.082	24.500	16.948	19.428	26.750	175.000
十二月	61.178	24.389	27.695	19.015	21.495	27.750	175.680
民國廿六年							
一月	65.725	26.042	28.950	19.428	23.148	30.500	177.747
二月	66.552	26.455	29.800	21.082	24.389	31.000	177.747
三月	76.473	31.002	34.300	26.869	33.069	35.000	206.683
四月	78.539	31.002	33.450	28.522	34.309	35.000	210.825
五月	74.406	25.629	27.300	25.629	28.936	30.500	198.400
六月	72.752	24.802	26.050	24.802	26.455	28.500	190.148
七月	72.752	24.802	25.600	24.802	26.455	28.500	190.148
八月	72.752	24.802	26.250	24.802	26.455	30.000	190.148
九月	72.752	24.802	26.500	24.802	26.455	31.500	190.148
十月	72.752	24.802	26.500	24.802	26.455	32.500	190.148
十一月	72.752	24.802	26.500	24.802	26.455	32.500	190.148
十二月	72.752	24.802	26.500	24.802	26.455	32.500	190.148
民國廿七年							
一月	72.752	23.975	25.600	23.975	25.629	32.500	181.881
二月	72.752	23.148	24.800	23.148	24.802	32.500	181.881
三月	72.752	22.322	24.000	22.322	23.975	31.500	190.148
四月	72.752	22.322	24.000	22.322	23.975	31.000	190.148
五月	72.752	22.322	24.000	22.322	23.975	31.500	177.747
六月	75.646	22.735	24.400	22.322	24.389	35.000	173.613
七月	88.873	24.389	27.278	23.148	26.455	37.000	208.749
八月	95.074	26.042	27.375	23.148	27.282	39.000	239.752
九月	103.341	27.282	30.600	23.148	27.282	40.000	248.019
十月	103.341	28.109	31.400	25.215	29.762	40.000	252.153
十一月	103.341	28.936	32.200	25.629	30.589	40.000	260.420
十二月	103.341	28.936	32.200	26.869	32.242	40.000	276.955

* 二十二年係一號至十六號批價。
† 係供給公用之價格。

WHOLESALE PRICES IN SHANGHAI, 1930—1938

錫塊 荷蘭點錫 99.9% 白蘭方印 荷	鎳塊 俄子鎳 美,英	銻塊 純銻 湖南	石灰 頭號城灰 江蘇宜興	水泥 桶重170公斤 啓新廠,馬牌 河北唐山	磚 老三號黑磚 9"×4"×1½" 浙江嘉善	瓦 紅平瓦 大中廠 上海,浦東	貨名
Tinin Slabs, 99.9% Netherlands	Nickel, U.S.A.,G.B.	Antimony, Regulus, Hunan	Lime, 1st. quality, Ishing, Kiangsu	Cement, 170. Kg. barrel, "Horse," Chee Hsin, Tangsan, Hopeh	Black Bricks, 9"×4"×1½" Kashan, Chekiang	Tiles, Red, Shanghai, Pootung	Com- modity
担 市秤 50 Kg.	担 市秤 50 Kg.	英噸(1) Long Ton	挑 100 Kg.	桶 Barrel	萬塊 10,000 Pes.	千張 1,000 Pes.	單位 Unit
\$	\$	\$	\$	\$	\$	\$	
128.897	139.302	371.273	1.421	4.916	102.703	—	1930
128.523	211.936	385.707	1.594	6.272	93.619	—	1931
114.719	214.473	303.878	1.430	6.990	77.756	75.763	1932
147.933	246.263	331.815	1.565	6.932	60.708	70.158	1933
172.011	202.226	427.011	1.410	7.138	58.417	65.833	1934
154.917	190.375	709.792	1.308	6.492	53.458	64.375	1935
176.357	231.181	723.333	1.529	6.183	56.667	61.250	1936
209.096	243.024	920.417	1.814	7.996	70.938	60.000	1937
231.627	253.530	1519.167	4.239	10.208	118.889	80.000	1938
185.500	242.500	805.000	1.425	6.200	55.000	65.000	1936
182.000	242.500	775.000	1.475	6.200	56.500	65.000	Jan.
185.500	245.000	785.000	1.475	5.900	54.500	65.000	Feb.
187.000	239.000	780.000	1.475	5.600	55.000	60.000	Mar.
172.500	227.500	725.000	1.525	5.600	55.500	60.000	Apr.
155.500	214.000	705.000	1.475	5.600	56.000	60.000	May
153.000	212.500	645.000	1.550	6.160	57.500	60.000	June
161.000	219.000	610.000	1.575	6.400	57.500	60.000	July
165.000	226.500	690.000	1.525	6.400	57.500	60.000	Aug.
173.000	236.500	670.000	1.475	6.400	55.000	60.000	Sept.
196.000	231.898	740.000	1.600	6.900	57.500	60.000	Oct.
194.282	237.272	750.000	1.775	6.900	62.500	60.000	Nov.
198.400	239.752	820.000	1.825	6.900	69.000	60.000	Dec.
198.400	239.752	875.000	1.800	6.900	70.000	60.000	1937
223.200	241.819	1000.000	1.775	7.100	69.000	60.000	Jan.
227.350	243.885	1000.000	1.825	7.450	70.000	60.000	Feb.
214.900	243.885	950.000	1.825	7.600	71.000	60.000	Mar.
206.700	243.885	920.000	1.825	7.600	73.500	60.000	Apr.
206.700	243.885	910.000	1.800	7.500	70.000	60.000	May
206.700	243.885	900.000	1.850	7.600	75.000	60.000	June
206.700	243.885	910.000	1.800	7.600	—	—	July
206.700	243.885	920.000	—	7.500	—	—	Aug.
206.700	243.885	920.000	—	10.000	—	—	Sept.
206.700	243.885	920.000	—	12.000	—	—	Oct.
198.400	243.885	995.000	—	12.000	—	—	Nov.
198.400	243.885	1195.000	—	12.000	—	—	Dec.
206.700	243.885	2000.000	—	11.500	—	—	1938
206.700	243.885	1675.000	4.500	11.000	130.000	80.000	Jan.
194.200	243.883	1450.000	4.400	11.000	130.000	80.000	Feb.
190.000	245.952	1425.000	4.200	10.500	120.000	80.000	Mar.
225.275	254.219	1625.000	4.200	10.500	112.500	80.000	Apr.
256.250	260.420	1650.000	4.200	10.000	115.000	80.000	May
264.500	264.554	1590.000	3.950	8.500	117.500	80.000	June
268.700	264.554	1525.000	4.000	8.500	110.000	80.000	July
276.900	264.554	1550.000	4.400	8.500	115.000	80.000	Aug.
293.500	268.687	1550.000	4.300	8.500	120.000	80.000	Sept.
							Oct.
							Nov.
							Dec.

(1)英噸=2,032.096市斤

貨名	瓷碗 青花人物 三號 江西景德	搪瓷面盆 平邊冰者 甲種 三十生的 盆費, 爲費 上海	玻璃 四號原片 三七塔 耀華廠 泰克島	玻璃 四號原片 三七塔 比	玻璃 原白片 平邊 60吋×40吋 比	電燈泡 5-50 支光 亞浦耳廠 上海	電燈泡 15, 25, 40瓦特 荷美, 非利浦, 亞司令 上海
Commodity	Bowl, Decorated, Green, No. 3, Kingteh, Kiangsi	Basins, 30 cm., Shanghai	Glass, Window, Common, Yao Hua, Chinwang- tao	Glass, Window, Common, Belgium	Glass, Plate, Unbevelled, 60"×40", Belgium	Electrical Bulbs, 5-50 C. P., Opel, Shanghai	Electrical Bulbs, 200 V., 15, 25, 40 W., G. E., Phillip, Osram, Shanghai
單位 Unit	打 Dozen	打 Dozen	百英方尺(1) 100 Sq. ft.	百英方尺(1) 100 Sq. ft.	片 Piece	百隻 100	百隻 100
民國十九年	\$ 2.613	\$ —	\$ 9.414	\$ 9.378	\$ 26.350	\$ —	\$ 34.614
二十一年	2.623	—	11.046	11.084	34.912	—	40.749
廿二年	2.513	—	11.225	11.516	35.900	19.032	44.220
廿三年	2.079	2.040	9.263	9.465	39.086	18.437	32.288
廿四年	1.483	1.944	7.669	8.138	35.813	18.447	32.000
廿五年	1.391	1.938	6.640	6.806	30.813	17.625	31.542
廿六年	1.292	2.208	7.542	7.498	34.313	16.508	30.875
廿七年	1.322	2.594	11.175	11.175	33.906	16.200	30.542
民國廿五年	1.343	3.188	11.863	12.608	38.591	16.200	33.200
一月	1.395	1.950	7.400	7.250	35.000	16.500	31.000
二月	1.360	2.350	7.450	7.325	35.000	16.500	31.000
三月	1.355	2.350	7.600	7.500	35.000	16.500	31.000
四月	1.310	2.350	7.500	7.400	34.500	16.700	31.000
五月	1.295	2.350	7.350	7.300	34.000	16.700	31.000
六月	1.295	2.350	7.300	7.300	34.000	16.700	31.000
七月	1.270	2.100	7.400	7.400	34.000	16.700	31.000
八月	1.240	2.100	7.400	7.400	34.000	16.700	31.000
九月	1.215	2.100	7.400	7.400	34.000	16.500	31.000
十月	1.230	2.100	7.400	7.400	34.000	16.200	30.500
十一月	1.245	2.200	7.750	7.750	34.000	16.200	30.500
十二月	1.290	2.200	8.550	8.550	34.250	16.200	30.500
民國廿六年	—	—	—	—	—	—	—
一月	1.325	2.200	9.400	9.400	34.500	16.200	30.500
二月	1.360	2.425	9.500	9.500	34.250	16.200	30.500
三月	1.365	2.650	9.200	9.200	34.000	16.200	30.500
四月	1.375	2.650	9.000	9.000	34.000	16.200	30.500
五月	1.355	2.650	9.800	9.800	34.000	16.200	30.500
六月	1.340	2.650	10.200	10.200	34.000	16.200	30.500
七月	1.295	2.650	10.150	10.150	33.500	16.200	30.500
八月	1.280	2.650	10.100	10.100	33.000	16.200	30.000
九月	1.280	2.650	12.250	12.250	—	16.200	30.000
十月	1.280	2.650	14.750	14.750	—	16.200	30.000
十一月	1.295	2.650	15.000	15.000	—	16.200	31.500
十二月	1.315	2.650	14.750	14.750	—	16.200	31.500
民國廿七年	—	—	—	—	—	—	—
一月	1.340	2.650	13.750	13.750	—	16.200	32.000
二月	1.350	2.650	13.500	13.500	34.000	16.200	32.000
三月	1.335	2.650	12.750	12.750	34.000	16.200	32.000
四月	1.310	2.650	11.200	11.200	32.500	16.200	32.000
五月	1.325	2.650	10.700	10.700	32.000	16.200	32.000
六月	1.325	3.300	11.000	11.000	33.500	16.200	32.000
七月	1.315	3.300	11.750	11.750	33.500	16.200	32.000
八月	1.325	3.600	12.200	12.200	45.000	16.200	33.600
九月	1.335	3.600	12.000	13.000	45.000	16.200	35.200
十月	1.345	3.600	11.500	13.450	45.000	16.200	35.200
十一月	1.375	3.800	11.000	14.000	45.000	16.200	35.200
十二月	1.435	3.800	11.000	14.000	45.000	16.200	35.200

*亞司令, 非利浦兩牌燈泡, 前由德, 荷兩國進口, 自二十年二月起在滬製造, 由中和公司經理。

WHOLESALE PRICES IN SHANGHAI, 1930—1938

51

橡皮電線 單根十八號 三號 德	橡皮電線 單根十八號 三號 日	電線 花線 每五根,四十號 德	布傘 鐵柄圓傘 廿八英寸 順全隆正號 香港	牙刷 一號 雙輪牌 上海	石棉 紅紙板 厚五英寸 德,比	石棉 石棉線 乳繩 英	貨名
Rubber Wire, 1/18, No.3, Germany	Rubber Wire, 1/18, No.3, Japan	Flexible Cord, 35/40, Germany	Cotton Umbrellas, 28" ribs., Iron Handle, Wm. Meyerink & Co., Hongkong	Tooth Brushes, Shanghai	Asbestos, Fibrc Joining, 1/16" thick, Germany, Belgium	Asbestos, Yarn, G. B.	Com- modity
捲一百碼(2) 100-yd. Coil	捲一百碼(2) 100-yd. Coil	捲七十二碼 72-yd. Coil	打 Dozen	羅 Gross	磅(3) Pound	磅(3) Pound	單位 Unit
\$	\$	\$	\$	\$	\$	\$	
3.243	—	4.544	—	15.002	0.424	0.951	1930
3.263	—	4.274	—	15.000	0.448	1.315	1931
2.571	—	3.874	23.584	15.124	0.402	1.341	1932
2.227	1.990	3.844	22.721	15.300	0.426	0.988	1933
2.067	1.815	3.321	19.100	15.300	0.264	0.954	1934
1.894	1.717	2.875	17.615	15.300	0.213	0.730	1935
2.386	2.067	3.117	17.542	15.300	0.241	0.800	1936
3.421	3.033	3.771	17.875	16.504	0.281	0.829	1937
4.433	3.979	5.613	18.458	15.625	0.362	1.210	1938
—	2.100	3.100	18.500	15.300	0.240	0.800	1936
2.550	2.100	3.100	17.875	15.300	0.240	0.800	Jan.
2.400	2.050	3.100	17.500	15.300	0.240	0.800	Feb.
2.400	2.050	3.100	17.500	15.300	0.240	0.800	Mar.
2.400	2.050	3.100	17.500	15.300	0.240	0.800	Apr.
2.400	2.050	3.100	17.500	15.300	0.240	0.800	May
2.500	2.050	3.100	17.500	15.300	0.240	0.800	June
2.400	2.000	3.100	17.250	15.300	0.240	0.800	July
2.200	2.000	3.100	17.125	15.300	0.240	0.800	Aug.
2.200	2.000	3.150	17.250	15.300	0.240	0.800	Sept.
2.400	2.150	3.150	17.500	15.300	0.240	0.800	Oct.
2.400	2.200	3.200	17.500	15.300	0.250	0.800	Nov.
—	—	—	—	—	—	—	Dec.
—	—	—	—	—	—	—	1937
2.550	2.200	3.300	17.500	15.300	0.270	0.800	Jan.
2.850	2.550	3.500	17.500	15.300	0.300	0.800	Feb.
2.950	2.750	3.550	17.750	15.300	0.300	0.800	Mar.
3.400	3.050	3.800	18.000	16.150	0.300	0.800	Apr.
3.600	3.200	3.800	18.000	17.000	0.280	0.800	May
3.500	3.100	3.800	18.000	17.000	0.280	0.800	June
3.500	3.100	3.800	17.750	17.000	0.270	0.800	July
3.500	2.950	3.800	18.000	17.000	0.270	0.800	Aug.
3.600	3.100	3.900	18.000	17.000	0.270	0.800	Sept.
3.800	3.600	4.000	18.000	17.000	0.270	0.875	Oct.
4.800	3.400	4.000	18.000	17.000	0.280	0.925	Nov.
4.000	3.400	4.000	18.000	17.000	0.280	0.950	Dec.
—	—	—	—	—	—	—	1938
4.000	3.400	4.250	18.000	17.000	0.280	0.950	Jan.
4.000	3.200	4.400	18.500	17.000	0.280	0.950	Feb.
3.750	3.200	4.400	18.500	17.000	0.280	0.950	Mar.
3.900	3.500	4.500	18.500	17.000	0.280	0.950	Apr.
3.900	3.500	4.700	18.500	15.500	0.280	0.950	May
4.100	3.600	5.000	18.500	15.500	0.280	0.950	June
4.300	4.000	6.300	18.500	14.000	0.320	1.075	July
5.000	4.150	6.800	18.500	14.000	0.320	1.200	Aug.
5.100	4.700	6.800	18.500	14.000	0.400	1.500	Sept.
5.100	4.700	6.800	18.500	14.000	0.400	1.500	Oct.
5.100	4.700	6.800	18.500	17.000	0.550	1.500	Nov.
4.950	4.800	6.600	18.500	17.000	0.550	1.500	Dec.

(1)百平方英尺=33.61平方市尺
(2)100碼=274.32市尺
(3)磅=0.91市斤

附 錄

Appendices

附錄一. 各都市躉售物價指數表

Appendix I. Index Numbers of Wholesale Prices in Leading Cities

82

		上海	華北	廣州	重慶	漢口	福州	南寧	西安
		Shanghai	North-China	Canton	Chungking	Hankow	Foochow	Nanning	Sian
基 期	Base Period	1926	1926	1926	1937	1930	June-Dec. 1936	1934	July, 1937
民國十八年	1929	104.5	111.08	96.7	—	—	—	—	—
十九年	1930	114.8	115.85	101.4	—	100.0	—	—	—
二十年	1931	126.7	122.55	* 113.49	—	114.5	—	—	—
廿一年	1932	112.4	112.87	113.79	—	112.4	—	—	—
廿二年	1933	103.2	* 101.00	104.54	—	98.7	—	—	—
廿三年	1934	97.1	* 92.31	94.28	—	89.0	—	100.00	—
廿四年	1935	96.4	* 95.51	84.63	—	89.2	100.00	91.09	—
廿五年	1936	108.5	110.62	105.40	—	97.2	113.00	145.85	—
廿六年	1937	129.1	129.9	120.52	100.0	115.67	130.13	182.22	—
廿七年	1938	153.6	168.0	—	134.5	—	138.76	198.98	—
民國廿三年	1934								
一月	Jan.	97.2	* 92.14	99.81	—	89.6	—	—	—
二月	Feb.	98.0	* 92.60	100.40	—	89.8	—	—	—
三月	Mar.	96.6	* 91.61	100.12	—	86.9	—	—	—
四月	Apr.	94.6	* 89.69	98.55	—	86.9	—	—	—
五月	May	94.9	* 89.89	98.04	—	86.1	—	—	—
六月	June	95.7	* 89.98	92.48	—	86.0	—	—	—
七月	July	97.1	* 91.43	92.47	—	87.5	—	—	—
八月	Aug.	99.8	* 95.35	94.64	—	94.4	—	—	—
九月	Sept.	97.3	* 93.07	91.60	—	90.7	—	—	—
十月	Oct.	96.1	* 92.79	90.35	—	89.6	—	—	—
十一月	Nov.	98.3	* 93.56	87.04	—	88.4	—	—	—
十二月	Dec.	99.0	* 95.57	86.15	—	91.6	—	—	—
民國廿四年	1935								
一月	Jan.	99.4	* 96.68	86.41	—	92.1	—	91.44	—
二月	Feb.	99.9	* 97.43	87.24	—	91.8	—	90.45	—
三月	Mar.	96.4	95.82	85.49	—	89.8	—	88.67	—
四月	Apr.	95.9	95.34	83.79	—	91.0	—	86.94	—
五月	May	95.0	95.13	81.08	—	89.3	—	84.40	—
六月	June	92.1	93.46	80.24	—	87.4	—	83.81	—
七月	July	90.5	91.81	80.79	—	88.1	—	86.42	—
八月	Aug.	91.9	92.17	81.69	—	87.3	—	89.87	—
九月	Sept.	91.1	90.68	81.98	—	86.5	—	89.51	—
十月	Oct.	94.1	94.20	81.93	—	86.4	—	92.74	—
十一月	Nov.	103.3	100.88	92.30	—	90.2	—	97.55	—
十二月	Dec.	103.3	102.50	94.02	—	91.2	—	105.11	—
民國廿五年	1936								
一月	Jan.	104.3	104.09	95.56	—	93.0	—	102.76	—
二月	Feb.	105.4	107.14	98.27	—	93.4	—	108.47	—
三月	Mar.	106.4	110.54	99.41	—	96.9	—	109.99	—
四月	Apr.	107.3	111.53	100.87	—	100.0	—	113.05	—
五月	May	105.8	109.05	102.27	—	96.5	—	114.99	—
六月	June	106.1	108.10	110.49	—	95.9	—	134.14	—
七月	July	107.2	109.60	112.92	—	96.0	—	217.62	—
八月	Aug.	107.4	109.34	109.48	—	94.7	—	207.52	—
九月	Sept.	107.0	108.67	108.90	—	94.9	—	174.09	—
十月	Oct.	109.7	111.52	108.74	—	99.4	—	147.73	—
十一月	Nov.	113.0	115.09	109.63	—	101.2	—	142.91	—
十二月	Dec.	118.8	122.76	111.31	—	105.4	—	149.56	—

* 修正指數。

* Revised indices.

各都市躉售物價指數表(續)

Index Numbers of Wholesale Prices in Leading Cities—Continued

83

	上海 Shanghai	華北 North-China	廣州 Canton	重慶 Chungking	漢口 Hankow	福州 Foochow	南寧 Nanning	西安 Sian
基期 Base Period	1926	1926	1926	1937	1930	June-Dec. 1935	1934	July, 1937
民國廿六年 1937								
一月 Jan.	121.6	126.33	115.73	93.5	109.3	122.29	160.28	—
二月 Feb.	122.9	128.88	118.04	96.2	110.9	113.98	166.29	—
三月 Mar.	123.0	129.71	117.50	96.7	108.3	122.84	171.13	—
四月 Apr.	123.9	134.12	119.78	97.9	110.6	122.73	175.60	—
五月 May	125.1	130.41	119.81	98.3	110.4	120.76	190.29	—
六月 June	126.1	130.40	118.73	98.8	110.6	124.89	193.34	—
七月 July	125.8	—	116.12	95.1	111.3	127.08	182.77	100.0
八月 Aug.	127.8	—	121.07	95.7	113.4	132.61	180.08	109.7
九月 Sept.	129.9	—	121.85	103.1	123.45	152.44	188.81	107.9
十月 Oct.	133.1	—	128.21	104.4	127.47	144.30	190.80	111.5
十一月 Nov.	140.3	—	125.12	104.0	127.11	142.92	187.29	113.2
十二月 Dec.	141.4	148.8	123.66	98.3	128.22	134.49	186.54	119.2
民國廿七年 1938								
一月 Jan.	139.6	143.6	123.85	109.3	131.21	143.20	186.79	122.5
二月 Feb.	138.4	146.6	128.05	119.2	135.93	131.45	187.16	128.5
三月 Mar.	139.2	154.3	129.23	127.2	142.56	135.96	189.91	132.8
四月 Apr.	142.8	160.3	129.55	124.1	144.29	131.58	190.16	134.8
五月 May	141.9	160.0	135.69	123.4	141.16	127.70	188.20	135.9
六月 June	145.2	173.2	141.28	128.2	—	132.86	194.31	134.9
七月 July	153.0	180.8	147.29	130.6	—	142.01	196.16	—
八月 Aug.	164.8	184.3	—	132.5	—	141.86	202.46	—
九月 Sept.	164.9	181.0	—	143.0	—	142.76	208.79	—
十月 Oct.	167.5	181.0	—	154.2	—	143.66	212.77	—
十一月 Nov.	167.5	177.1	—	158.5	—	144.87	218.78	—
十二月 Dec.	166.6	176.2	—	164.0	—	147.15	216.08	—
	二十六年六月=100				June, 1937=100			
民國廿六年 1937								
六月 June	100.0	100.0	100.0	100.0	100.0	100.0	100.0	—
七月 July	99.8	—	97.8	94.3	100.6	101.8	94.5	100.0
八月 Aug.	101.3	—	102.0	96.9	102.5	106.2	93.1	109.7
九月 Sept.	103.0	—	102.6	104.4	111.6	122.1	97.7	107.9
十月 Oct.	105.6	—	108.0	105.7	115.3	115.5	98.7	111.5
十一月 Nov.	111.3	—	105.4	105.3	114.9	114.0	96.9	113.2
十二月 Dec.	112.1	114.1	104.2	99.5	115.9	108.1	96.5	119.2
民國廿七年 1938								
一月 Jan.	110.7	110.1	104.3	110.6	118.6	114.7	96.6	122.5
二月 Feb.	109.8	112.4	107.9	120.6	122.9	105.3	96.8	128.5
三月 Mar.	110.4	118.3	108.8	128.7	128.9	108.9	98.2	132.8
四月 Apr.	113.2	122.9	109.1	125.6	130.5	105.4	98.4	134.8
五月 May	112.5	122.7	114.3	124.9	127.6	102.2	97.3	135.9
六月 June	115.1	132.8	119.0	129.8	—	106.4	100.5	134.9
七月 July	121.3	138.7	124.1	132.2	—	113.7	101.5	—
八月 Aug.	130.7	141.3	—	134.1	—	113.6	104.7	—
九月 Sept.	130.8	138.7	—	144.7	—	114.3	108.0	—
十月 Oct.	132.8	138.8	—	156.1	—	115.0	110.0	—
十一月 Nov.	132.8	135.8	—	160.4	—	116.0	113.2	—
十二月 Dec.	132.1	135.1	—	166.0	—	117.8	111.8	—
	† 二十六年七月=100.				† July, 1937=100.			

附錄三 主要各國躉售物價指數表*

Appendix III. Index Numbers of Wholesale Prices in Leading Countries*

民國十八年=100

1929=100

85

	中國 (上海) China (Shanghai)	日本 (東京) Japan (Tokio)	美國 U.S.A.	英國 U. K.	法國 France	德國 Germany	意國 Italy	比國 Belgium
民國十八年 1929	100.0	100.0	100.0	100.0	100.0	100.0	100.0	100.0
十九年 1930	109.9	82.4	90.7	87.5	83.4	90.8	89.5	87.4
二十年 1931	121.2	69.6	76.6	76.8	80.0	80.8	78.1	73.6
廿一年 1932	107.6	73.3	68.0	74.9	68.2	70.3	73.0	62.5
廿二年 1933	99.3	81.6	69.2	75.0	63.6	68.0	66.5	58.9
廿三年 1934	92.9	80.8	78.6	77.1	60.0	71.7	65.0	55.6
廿四年 1935	92.2	84.4	83.9	77.9	54.0	74.2	71.5	63.1
廿五年 1936	103.8	89.9	84.8	82.7	65.5	75.9	80.1	69.1
廿六年 1937	123.5	108.4	90.6	95.2	92.7	77.2	93.4	80.4
廿七年 1938	147.0	114.3	82.5	88.8	104.1	77.1	100.3	74.0
民國廿六年 1937								
六月 June	120.7	108.4	91.5	96.8	88.8	77.3	93.9	81.9
七月 July	120.4	108.7	92.2	97.6	92.8	77.6	94.7	82.5
八月 Aug.	122.3	107.0	91.8	97.5	96.2	77.8	95.6	82.3
九月 Sept.	124.3	108.5	91.7	97.4	100.5	77.4	96.1	81.1
十月 Oct.	127.4	107.6	89.6	96.8	100.2	77.2	97.5	80.3
十一月 Nov.	134.3	108.1	87.4	95.0	99.0	76.9	99.7	77.9
十二月 Dec.	135.3	109.7	85.7	94.2	100.6	76.9	101.0	77.4
民國廿七年 1938								
一月 Jan.	133.6	111.6	84.9	94.3	101.4	77.0	99.9	77.6
二月 Feb.	132.4	113.4	83.7	92.6	100.6	77.0	98.2	77.2
三月 Mar.	133.2	114.4	83.6	91.2	101.1	77.1	98.3	75.7
四月 Apr.	136.6	112.3	82.6	90.3	102.6	77.0	99.6	75.2
五月 May	135.8	113.2	82.0	89.3	104.3	76.8	100.3	74.1
六月 June	138.9	115.7	82.2	88.2	105.3	77.0	100.8	73.9
七月 July	146.4	115.7	82.7	88.1	104.0	77.0	99.5	73.2
八月 Aug.	157.7	114.6	82.0	87.1	103.5	77.2	100.6	72.9
九月 Sept.	157.8	114.6	82.2	86.1	104.0	77.0	101.5	73.1
十月 Oct.	160.3	114.9	81.4	86.8	105.9	77.0	101.6	72.5
十一月 Nov.	160.3	115.5	81.3	86.1	107.5	77.3	101.9	71.7
十二月 Dec.	159.4	116.1	80.8	86.1	109.1	77.5	101.0	71.3
		二十六六年六月=100		June, 1937=100				
民國廿六年 1937								
七月 July	99.8	100.2	100.8	100.8	104.5	100.4	100.9	100.7
八月 Aug.	101.3	98.5	100.3	100.7	108.3	100.6	101.8	100.5
九月 Sept.	103.0	100.1	100.2	100.6	113.2	100.1	102.3	99.0
十月 Oct.	105.6	99.2	97.9	100.0	112.8	99.9	103.8	98.0
十一月 Nov.	111.3	99.7	95.5	98.1	111.5	99.5	106.2	95.1
十二月 Dec.	112.1	101.2	93.7	97.3	113.3	99.5	107.6	94.5
民國廿七年 1938								
一月 Jan.	110.7	102.9	92.8	97.4	114.2	99.6	106.3	94.7
二月 Feb.	109.8	104.6	91.5	95.7	113.3	99.6	104.6	94.3
三月 Mar.	110.4	105.5	91.4	94.2	113.9	99.7	104.7	92.4
四月 Apr.	113.2	103.5	90.3	93.3	115.5	99.6	106.1	91.8
五月 May	112.5	104.5	89.6	92.3	117.5	99.4	106.8	90.5
六月 June	115.1	106.7	89.8	91.1	118.6	99.6	107.3	90.2
七月 July	121.3	106.7	90.4	91.0	117.1	99.6	106.0	89.4
八月 Aug.	130.7	105.7	89.6	90.0	116.6	99.9	107.1	89.0
九月 Sept.	130.8	105.7	89.8	88.9	117.1	99.6	108.1	89.3
十月 Oct.	132.8	106.0	89.0	89.7	119.3	99.6	108.2	88.5
十一月 Nov.	132.8	106.5	88.9	88.9	121.1	100.0	108.5	87.5
十二月 Dec.	132.1	107.0	88.3	88.9	122.9	100.3	107.6	87.1

*國際聯盟統計月刊 From the Monthly Bulletin of Statistics of the League of Nations.

附錄四. 各都市生活費指數表

Appendix IV. Index Numbers of the Cost of Living

in Leading Cities

86

		上 海*	上 海†	漢 口	西 安	成 都	南 寧
		Shanghai	Shanghai	Hankow	Sian	Chengtu	Nanning
基 期	Base Period	1926	1926	1930	July, 1937	Feb.-June, 1937	1931
民國十八年	1929	107.9	101.98	—	—	—	—
十九年	1930	121.8	116.79	100.000	—	—	—
二十年	1931	125.9	113.82	—	—	—	100.00
廿一年	1932	119.1	108.05	—	—	—	101.28
廿二年	1933	107.2	97.17	—	—	—	96.87
廿三年	1934	106.2	97.35	—	—	—	93.11
廿四年	1935	106.6	98.72	—	—	—	91.71
廿五年	1936	113.3	105.04	98.710	—	—	159.20
廿六年	1937	131.8	124.11	107.388	—	96.2	209.07
廿七年	1938	150.5	160.60	—	—	94.6	203.70
民國廿三年	1934						
一月	Jan.	101.8	92.82	—	—	—	—
二月	Feb.	103.5	93.46	—	—	—	—
三月	Mar.	98.9	89.63	—	—	—	—
四月	Apr.	99.0	87.63	—	—	—	—
五月	May	98.5	89.41	—	—	—	—
六月	June	98.5	91.66	—	—	—	—
七月	July	106.9	101.23	—	—	—	—
八月	Aug.	115.7	105.86	—	—	—	—
九月	Sept.	118.1	106.57	—	—	—	—
十月	Oct.	113.3	102.65	—	—	—	—
十一月	Nov.	108.8	104.10	—	—	—	—
十二月	Dec.	110.4	102.93	—	—	—	—
民國廿四年	1935						
一月	Jan.	110.9	102.87	—	—	—	—
二月	Feb.	109.0	102.05	—	—	—	—
三月	Mar.	104.8	97.49	—	—	—	—
四月	Apr.	106.1	98.74	—	—	—	—
五月	May	105.6	97.62	—	—	—	—
六月	June	105.9	100.04	—	—	—	—
七月	July	105.2	95.60	—	—	—	—
八月	Aug.	104.6	96.82	—	—	—	—
九月	Sept.	105.4	95.72	—	—	—	—
十月	Oct.	103.9	97.54	—	—	—	—
十一月	Nov.	109.2	101.49	—	—	—	—
十二月	Dec.	109.3	100.46	—	—	—	—
民國廿五年	1936						
一月	Jan.	111.0	103.64	—	—	—	119.20
二月	Feb.	112.0	104.96	—	—	—	111.22
三月	Mar.	114.1	107.10	—	—	—	112.08
四月	Apr.	111.7	103.90	—	—	—	113.29
五月	May	111.1	102.68	—	—	—	127.54
六月	June	111.8	102.74	—	—	—	152.00
七月	July	112.2	105.44	—	—	—	259.87
八月	Aug.	115.5	105.76	—	—	—	256.18
九月	Sept.	113.5	104.82	—	—	—	182.01
十月	Oct.	114.0	105.03	—	—	—	152.36
十一月	Nov.	114.9	104.21	—	—	—	149.25
十二月	Dec.	117.5	108.86	—	—	—	156.37

各都市生活費指數表(續)
Index Numbers of the Cost of Living in
Leading Cities—Continued

87

		上海*	上海†	漢口	西安	成都	南寧
		Shanghai	Shanghai	Hankow	Sian	Chengtu	Nanning
基期 Base Period		1926	1926	1930	July, 1937	Feb.-June, 1937	1931
民國廿六年	1937						
一月	Jan.	120.1	111.24	107.602	—	96.3	169.73
二月	Feb.	120.1	112.63	105.185	—	100.4	191.49
三月	Mar.	116.8	108.42	107.366	—	100.9	181.59
四月	Apr.	117.4	106.17	106.577	—	101.0	200.36
五月	May	118.7	107.21	106.363	—	100.4	212.68
六月	June	119.0	106.95	107.602	—	97.3	213.31
七月	July	120.0	109.51	107.648	100.0	93.2	252.71
八月	Aug.	134.6	128.38	128.38	104.512	110.1	197.77
九月	Sept.	147.7	140.78	108.424	117.1	97.2	234.75
十月	Oct.	139.5	139.29	111.533	114.9	90.5	215.23
十一月	Nov.	160.6	159.08	107.056	110.5	91.6	190.54
十二月	Dec.	167.2	158.54	108.999	106.8	92.6	192.36
民國廿七年	1938						
一月	Jan.	154.6	166.81	110.304	115.6	98.4	193.04
二月	Feb.	158.5	166.72	112.541	119.4	98.9	191.30
三月	Mar.	150.4	159.69	114.430	120.3	94.8	179.00
四月	Apr.	148.2	158.43	113.329	124.9	93.7	188.33
五月	May	140.9	154.49	112.619	127.7	92.9	197.00
六月	June	142.6	160.22	116.094	137.2	96.0	206.82
七月	July	150.8	163.72	—	—	97.4	210.32
八月	Aug.	157.7	167.12	—	—	91.4	210.41
九月	Sept.	154.4	160.25	—	—	87.0	203.09
十月	Oct.	152.9	159.09	—	—	90.9	205.27
十一月	Nov.	149.4	154.87	—	—	94.9	194.61
十二月	Dec.	144.6	154.93	—	—	98.6	178.62
		二十六年六月=100		June, 1937=100			
民國廿六年	1937				§		
六月	June	100.0	100.0	100.0	100.0	100.0	100.0
七月	July	100.8	102.4	100.0	100.0	95.8	95.0
八月	Aug.	113.1	120.0	97.1	110.1	95.9	92.7
九月	Sept.	124.1	131.6	100.8	117.1	99.9	110.1
十月	Oct.	117.2	130.2	103.7	114.9	93.0	100.9
十一月	Nov.	135.0	148.7	99.5	110.5	94.1	93.5
十二月	Dec.	140.5	148.2	101.3	106.8	95.2	90.2
民國廿七年	1938						
一月	Jan.	129.9	156.0	102.5	115.6	101.1	90.5
二月	Feb.	133.2	155.9	104.6	119.4	101.6	89.7
三月	Mar.	126.4	149.3	106.3	120.3	97.4	83.9
四月	Apr.	124.5	148.1	105.3	124.9	96.3	88.3
五月	May	118.4	144.5	104.7	127.7	95.5	92.4
六月	June	119.8	149.8	107.9	137.2	98.7	97.0
七月	July	126.7	153.1	—	—	100.1	98.6
八月	Aug.	132.5	156.3	—	—	93.9	98.6
九月	Sept.	129.7	149.8	—	—	89.4	95.2
十月	Oct.	128.5	148.8	—	—	93.4	96.2
十一月	Nov.	125.5	144.8	—	—	97.5	91.2
十二月	Dec.	121.5	144.9	—	—	101.3	83.7

* 國定稅則委員會編。
† 中國統計學社編。
§ 二十六年七月=100。

* Compiled by the National Tariff Commission.
† Compiled by the Chinese Statistical Society.
§ July, 1937=100.

附錄五. 上海躉售物價分類指數表一

Appendix V. Index Numbers of Wholesale Prices in Shanghai, by Groups (I)

按性質及用途分類 Classified according to the Nature and Uses of Commodities

民國十五年 = 100 1926 = 100

88

類別 Groups	糧食 Cereals	其他食物 Other Food Products & Provisions	紡織品及其原料 Textile Fibres & Manufactures Thereof	金屬 Metals	燃料 Fuel & Lighting	建築材料 Building Materials	化學品 Chemicals & Preparations Thereof	雜類 Miscellaneous	總指數 All Commodities
物品項目 No. of Quotations*	22	30	38	12	13	11	9	18	153
民國十年 1921	72.2	81.6	103.5	96.1	108.7	125.5	161.7	104.0	104.6
十一年 1922	82.6	81.5	104.1	85.1	105.4	117.1	119.3	97.5	98.6
十二年 1923	86.3	93.9	110.6	99.3	102.8	115.5	108.9	98.5	102.0
十三年 1924	83.3	95.5	107.5	92.5	97.9	102.7	102.6	95.5	97.9
十四年 1925	91.1	95.5	106.8	96.9	99.5	96.4	101.9	101.1	99.3
十五年 1926	100.0	100.0	100.0	100.0	100.0	100.0	100.0	100.0	100.0
十六年 1927	100.6	108.1	100.9	109.1	112.7	105.4	102.6	102.1	104.4
十七年 1928	89.6	108.7	102.1	102.9	104.0	103.0	101.2	102.0	101.7
十八年 1929	97.2	109.5	101.9	111.0	104.1	108.1	105.8	104.2	104.5
十九年 1930	110.3	120.3	105.6	136.2	117.1	118.2	120.1	111.4	114.8
二十年 1931	94.4	138.3	118.8	154.2	148.5	135.4	150.7	122.1	126.7
廿一年 1932	81.7	131.1	98.4	130.1	132.3	124.4	151.6	109.1	112.4
廿二年 1933	69.6	123.2	89.9	132.9	119.1	113.1	153.4	100.7	103.8
廿三年 1934	69.1	111.1	82.2	123.8	122.1	106.9	139.2	93.1	97.1
廿四年 1935	80.0	111.5	78.9	114.1	119.7	99.2	133.2	90.9	96.4
廿五年 1936	92.9	124.5	90.5	130.9	130.9	111.2	137.6	101.9	108.5
廿六年 1937	111.7	144.1	105.9	191.5	188.8	134.0	145.7	119.1	129.1
廿七年 1938	120.9	169.8	120.8	230.9	240.9	168.0	195.2	133.8	153.6
民國廿六年 1937									
一月 Jan.	108.7	132.9	103.0	172.4	143.1	123.1	135.5	113.4	121.6
二月 Feb.	109.3	133.8	103.1	184.7	140.4	121.8	137.0	117.6	122.9
三月 Mar.	108.0	132.2	102.5	193.2	138.1	124.0	138.6	119.6	123.0
四月 Apr.	105.8	133.0	103.4	202.4	137.4	129.4	138.6	120.5	123.9
五月 May	106.0	134.5	106.5	191.5	140.0	134.4	137.7	120.9	125.1
六月 June	105.6	139.2	110.5	180.5	140.5	135.1	137.7	117.3	126.1
七月 July	109.5	135.6	108.6	178.7	144.1	133.2	139.6	118.0	125.8
八月 Aug.	110.6	143.2	107.8	184.9	148.3	133.8	140.4	117.5	127.8
九月 Sept.	109.5	151.2	105.0	189.6	159.2	136.1	149.3	118.1	129.9
十月 Oct.	112.7	152.2	104.0	201.2	178.5	139.3	156.1	121.0	133.1
十一月 Nov.	122.0	167.5	106.8	203.8	199.1	144.5	163.3	121.7	140.3
十二月 Dec.	128.3	159.3	106.3	202.9	216.4	149.0	171.7	121.5	141.4
民國廿七年 1938									
一月 Jan.	127.4	153.8	103.8	201.3	218.2	153.8	169.3	120.6	139.6
二月 Feb.	122.4	155.5	104.9	194.6	203.6	155.5	164.4	122.2	138.4
三月 Mar.	117.9	148.8	113.3	190.9	205.8	150.9	166.4	125.2	139.2
四月 Apr.	120.6	153.1	116.2	195.0	215.0	150.7	183.1	124.8	142.8
五月 May	117.9	152.2	113.0	192.9	208.9	168.2	191.6	122.9	141.9
六月 June	115.6	163.2	111.9	205.7	226.6	168.8	195.8	123.5	145.2
七月 July	120.6	172.3	120.2	229.9	243.0	164.9	197.8	128.2	153.0
八月 Aug.	123.3	185.6	130.6	259.9	263.0	169.2	215.9	142.5	164.8
九月 Sept.	121.2	180.5	132.0	265.8	271.6	167.5	217.1	144.5	164.9
十月 Oct.	121.7	184.1	134.7	275.6	271.9	172.3	211.8	148.0	167.5
十一月 Nov.	120.5	184.1	131.6	277.5	279.0	183.2	211.1	148.3	167.5
十二月 Dec.	118.4	185.1	131.2	274.4	270.8	190.0	210.0	145.5	166.6

* 本指數所包括物品項目原為155項，二十一年一月起154項，二十五年七月起153項。

* Originally 155 quotations were included in this Index. They have been reduced to 154 since January, 1932 and further reduced to 153 since July, 1936.

附錄六. 上海躉售物價分類指數表二

Appendix VI. Index Numbers of Wholesale Prices in Shanghai, by Groups (11)*

按加工程度分類 Classified according to Stages of Production

民國十五年 = 100 1926 = 100

89

類別 Groups	原料品 Raw Materials					製造品 Manufactured Goods			總指數 All Com- modities
	農產 Farm Crops	動物產 Animal Products	林產 Forest Products	礦產 Mineral Products	原料品合計 All Raw Mater- ials	生產品 Producers' Goods	消費品 Consumers' Goods	製造品合計 All Manu- factured Goods	
物品項目 No. of Quotations	27	9	9	8	53	41	59	100	153
民國十年1921	75.4	74.3	87.1	102.3	82.9	133.2	99.0	114.6	104.6
十一年1922	85.6	82.1	85.3	101.1	87.7	112.5	95.1	103.3	98.6
十二年1923	91.7	90.5	91.4	100.1	92.9	111.9	100.5	106.1	102.0
十三年1924	92.0	96.7	92.2	91.1	92.4	102.6	98.1	100.2	97.9
十四年1925	94.5	104.6	89.1	97.7	95.7	102.5	99.4	100.9	99.3
十五年1926	100.0	100.0	100.0	100.0	100.0	100.0	100.0	100.0	100.0
十六年1927	102.6	105.8	105.2	111.5	104.9	104.0	104.2	104.2	104.4
十七年1928	94.7	106.3	101.0	107.2	99.5	103.1	102.7	102.9	101.7
十八年1929	99.4	106.4	104.0	104.2	102.0	108.8	103.8	105.8	104.5
十九年1930	113.2	106.8	110.2	117.3	112.2	121.9	112.2	116.1	114.8
二十年1931	105.8	108.5	129.1	139.1	114.5	139.2	129.7	133.5	126.7
廿一年1932	92.9	94.8	114.4	120.5	100.4	121.0	118.1	119.3	112.4
廿二年1933	80.7	93.9	106.0	108.3	90.7	114.9	108.9	111.4	103.8
廿三年1934	77.4	86.1	101.2	101.6	85.9	104.3	103.1	103.6	97.1
廿四年1935	86.1	82.9	99.1	101.9	89.9	97.8	101.6	100.0	96.4
廿五年1936	96.7	102.4	113.7	108.6	102.1	111.6	112.3	112.0	108.5
廿六年1937	108.0	140.5	134.3	143.6	122.4	136.5	130.4	132.9	129.1
廿七年1938	123.3	177.0	164.2	239.7	152.2	165.2	147.3	154.4	153.6
民國廿六年1937									
一月Jan.	107.6	119.3	125.7	123.3	114.8	129.9	122.4	125.4	121.6
二月Feb.	107.5	120.8	126.1	122.8	114.9	132.5	123.8	127.3	122.9
三月Mar.	107.0	119.4	126.5	121.9	114.4	133.6	123.8	127.8	123.0
四月Apr.	105.0	121.3	129.7	119.5	113.7	136.9	124.8	129.6	123.9
五月May	105.4	130.8	134.0	123.9	116.7	135.8	125.8	129.8	125.1
六月June	105.5	134.2	132.0	126.0	117.2	134.1	129.0	131.1	126.1
七月July	106.7	130.4	132.3	131.8	118.2	132.7	128.1	130.0	125.8
八月Aug.	107.1	146.7	132.1	135.3	121.2	134.5	129.3	131.4	127.6
九月Sep.	104.6	154.4	135.9	145.1	122.7	136.7	131.9	133.8	129.9
十月Oct.	104.1	151.6	140.4	162.9	124.9	140.0	136.0	137.6	131.1
十一月Nov.	112.7	174.3	143.0	192.5	137.0	144.0	140.8	142.1	140.3
十二月Dec.	117.5	159.3	146.6	213.2	140.6	143.7	140.7	141.9	141.4
民國廿七年1938									
一月Jan.	115.2	156.4	153.9	215.1	140.0	140.4	138.7	139.4	139.6
二月Feb.	114.3	158.9	157.1	202.0	139.0	139.6	137.0	138.0	138.4
三月Mar.	116.7	160.7	161.3	200.2	141.2	142.5	135.1	138.1	139.2
四月Apr.	118.3	169.5	159.1	209.7	144.1	146.4	139.2	142.1	142.6
五月May	114.6	165.9	148.6	209.4	139.7	151.5	137.6	143.2	141.9
六月June	115.3	174.3	151.1	220.2	142.3	155.6	140.5	146.5	145.2
七月July	123.7	175.0	154.0	239.5	150.5	166.2	146.6	154.4	153.0
八月Aug.	130.7	186.7	164.8	265.5	160.7	183.6	156.3	167.0	164.5
九月Sep.	126.8	184.2	166.5	282.4	159.7	186.6	155.7	167.7	164.9
十月Oct.	131.4	192.4	170.9	275.8	164.0	188.7	157.2	169.4	167.5
十一月Nov.	132.0	194.4	182.4	276.2	166.5	184.9	157.2	168.0	167.5
十二月Dec.	131.0	187.7	184.9	272.9	164.9	184.0	156.9	167.5	166.6

* 此項分類指數之各組品目及民國十年至二十五年之月指數詳經濟統計叢刊第十二種「按加工程度分類之上海躉售物價指數」。

*The commodities included in the group indices and the indices for the months from January, 1921 to December, 1936 are given in "The Index Numbers of Wholesale Prices in Shanghai: Classified according to Stages of Production", published by this Commission.

附錄七. 上海生活費分類指數表

Appendix VII. Index Numbers of the Cost of Living in Shanghai, by Groups*

90

民國十五年 = 100 1926 = 100

類別 Groups	食物 Food	衣着 Clothing	房租 Housing	燃料 Fuel & Lighting	雜類 Miscel- laneous	總指數 General Index
民國十五年 1926	100.0	100.0	100.0	100.0	100.0	100.0
1927	106.7	96.8	100.8	131.4	104.4	106.7
1928	92.1	95.1	101.1	114.6	130.0	102.5
1929	98.4	97.7	102.1	118.2	136.4	107.9
1930	118.8	99.6	104.4	122.5	145.1	121.8
1931	107.5	108.3	106.0	133.6	187.4	125.9
廿一年 1932	101.3	102.7	107.8	133.0	173.2	119.1
廿二年 1933	86.9	90.0	109.7	121.9	164.3	107.2
廿三年 1934	86.4	83.2	110.7	112.5	166.9	106.2
廿四年 1935	89.1	80.0	111.3	119.4	160.3	106.6
廿五年 1936	100.7	87.2	109.7	128.7	154.8	113.3
廿六年 1937	121.5	104.6	109.3	158.4	169.8	131.8
廿七年 1938	137.4	119.7	109.4	226.2	185.4	150.5
民國廿五年 1936						
一月 Jan.	93.3	84.0	111.0	137.6	161.8	111.0
二月 Feb.	98.6	84.3	110.3	132.3	154.4	112.0
三月 Mar.	102.2	84.3	110.3	132.3	154.4	114.1
四月 Apr.	97.9	84.3	110.3	132.5	154.4	111.7
五月 May	97.6	84.2	109.6	127.2	154.9	111.1
六月 June	99.3	84.2	109.6	127.2	153.5	111.8
七月 July	99.8	85.3	109.6	127.4	153.5	112.2
八月 Aug.	105.7	85.3	109.6	127.4	153.5	115.5
九月 Sept.	102.3	84.3	109.0	126.8	153.5	113.5
十月 Oct.	102.7	87.8	109.0	126.4	153.5	114.0
十一月 Nov.	103.3	95.0	109.0	125.3	153.5	114.9
十二月 Dec.	106.8	100.7	109.0	127.0	153.5	117.5
民國廿六年 1937						
一月 Jan.	111.3	100.9	109.1	127.6	153.7	120.1
二月 Feb.	111.0	100.8	109.1	128.5	154.1	120.1
三月 Mar.	104.9	100.7	109.1	128.7	154.5	116.8
四月 Apr.	103.7	102.6	109.1	122.7	161.9	117.4
五月 May	104.3	103.8	109.4	129.7	164.4	118.7
六月 June	104.0	108.9	109.4	129.7	163.4	119.0
七月 July	106.0	107.0	109.4	129.9	163.4	120.0
八月 Aug.	128.5	106.4	† 109.4	150.5	166.2	134.6
九月 Sept.	141.4	106.4	† 109.4	178.9	184.1	147.7
十月 Oct.	126.9	105.8	† 109.4	173.7	186.1	139.5
十一月 Nov.	157.9	105.8	† 109.4	207.5	191.9	160.6
十二月 Dec.	157.3	105.8	† 109.4	296.2	193.4	167.2
民國廿七年 1938						
一月 Jan.	140.9	106.1	† 109.4	295.0	177.0	154.6
二月 Feb.	144.1	105.8	† 109.4	292.8	188.1	158.5
三月 Mar.	133.4	112.4	† 109.4	232.2	196.7	150.4
四月 Apr.	129.9	118.8	† 109.4	235.1	191.6	148.2
五月 May	125.4	119.4	† 109.4	199.3	181.7	140.9
六月 June	129.1	117.4	† 109.4	202.4	179.2	142.6
七月 July	142.5	121.8	† 109.4	206.6	179.4	150.8
八月 Aug.	153.2	126.1	† 109.4	208.0	180.8	157.7
九月 Sept.	146.3	129.9	† 109.4	211.9	180.8	154.4
十月 Oct.	139.7	130.2	† 109.4	213.0	190.9	152.9
十一月 Nov.	133.3	127.4	† 109.4	210.9	193.2	149.4
十二月 Dec.	126.0	120.8	† 109.4	211.1	192.7	144.6

* 本指數計算公式為加權算術平均，權數資料根據十六年十一月至十七年十一月上海二百三十戶紗廠工人家庭之生活調查，詳見本會出版「上海生活費指數」。

† 戰前數字。

* This index number is formulated in accordance with an inquiry made into the family budgets of 230 cotton-mill workers in Shanghai covering a period of twelve months from Nov., 1927, to Oct., 1928. For details, vide "The Index Numbers of the Cost of Living in Shanghai", published by this Commission.

† Prewar figure.

附錄八. 上海拆息銀市及金銀市價表

Appendix VIII. Rates of Interest, Subsidiary Coins,

& Prices of Gold & Silver

拆息 Native Interest	公庫拆息 (海關)	承兌匯票貼 現率(現幣)	匯兌貼現率	銅元 Copper Coins	金(每條 市平十兩成 色 978)	倫敦大條 (現貨)	紐約銀價 (現貨)	海關金單位 Customs Gold Unit	
	Reserve Notes Interest (Wei- wah)	Discount Rate for Accept- ance Bills (Cash)	Discount Rate for "Wei- wah"		Gold Bar (Weight 312.5 grams, 0.978 fine)	倫敦大條 Price of Bar Silver	紐約銀價 Price of Silver		
日息 per mille per diem \$	日息 per mille per diem \$	每日 per mille per diem \$	每千 per mille \$	每國幣一元 合銅元 per \$ Coins	每條 合國幣元 per bar \$	每盎司 合磅士 per ounce d.	每盎司 合美金分 per ounce Cts. G.	每金單位 合國幣元 per unit \$	
民國十五年1926	0.15	—	—	—	261.6	400.1	22.6875	62.125	—
十六年1927	0.08	—	—	—	277.2	435.7	26.03125	56.375	—
十七年1928	0.14	—	—	—	287.9	418.4	26.75	58.125	—
十八年1929	0.14	—	—	—	295.0	453.7	24.5	53.0625	—
十九年1930	0.07	—	—	—	282.4	651.3	17.625	38.125	1.375
二十年1931	0.13	—	—	—	270.4	856.1	14.4375	28.5625	1.808
廿一年1932	0.10	—	—	—	289.4	872.0	17.8125	27.9375	1.869
廿二年1933	0.05	—	—	—	305.6	769.7	18.09375	34.5	1.953
廿三年1934	0.09	—	—	—	318.8	913.4	21.3125	48.1875	1.967
廿四年1935	0.14	—	—	—	328.8	926.1	28.9375	64.375	1.868
廿五年1936	0.08	—	—	—	300.0	1143.8	20.0625	44.875	2.260
廿六年1937	0.12	0.14	0.18	39.28	300.0	\$1147.8	20.0625	44.875	2.271
廿七年1938	0.11	0.20	0.28	—	300.8	—	19.5	43.25	2.299
民國廿六年1937									
一月Jan.	0.08	0.10	0.11	—	300.0	1153.7	20.5	44.75	2.236
二月Feb.	0.08	0.10	0.11	—	300.3	1154.9	20.0625	44.75	2.293
三月Mar.	0.08	0.10	0.11	—	300.0	1155.8	20.6875	45.25	2.297
四月Apr.	0.12	0.11	0.13	—	300.0	1149.3	20.75	45.75	2.281
五月May	0.13	0.13	0.14	—	300.0	1141.8	20.375	45	2.288
六月June	0.10	0.11	0.12	—	300.0	1141.4	20	44.75	2.268
七月July	0.10	0.11	0.12	—	300.0	1143.3	20	44.75	2.260
八月Aug.	0.16	0.16	0.17	—	300.0	1141.9	19.9375	44.75	2.252
九月Sep.	0.20	0.20	0.26	y 30.00	300.0	—	19.90625	44.75	2.265
十月Oct.	0.15	0.19	0.30	y 9.17	300.0	—	19.9375	44.75	2.267
十一月Nov.	0.15	0.18	0.30	y 8.75	300.0	—	19.6875	44.75	2.282
十二月Dec.	0.12	0.20	0.30	y 20.00	300.0	—	18.6875	44.75	2.256
民國廿七年1938									
一月Jan.	0.10	0.20	0.30	y 10.83	300.0	—	19.9375	44.75	2.253
二月Feb.	0.10	0.20	0.30	y 8.63	307.0	—	20.1875	44.75	2.255
三月Mar.	0.10	0.20	0.30	y 15.83	301.0	—	20.0625	44.4375	2.258
四月Apr.	0.10	0.20	0.30	30.28	301.0	—	18.875	42.75	2.256
五月May	0.10	0.20	0.30	39.08	300.0	—	18.75	42.75	2.260
六月June	0.10	0.20	0.30	53.30	*300.0	—	18.9375	42.75	2.270
七月July	0.10	0.20	0.30	49.65	*300.0	—	19.375	42.75	2.279
八月Aug.	0.10	0.20	0.25	49.73	*300.0	—	19.375	42.75	2.297
九月Sep.	0.10	0.20	0.25	50.16	*300.0	—	19.3125	42.75	2.311
十月Oct.	0.12	0.20	0.25	52.66	*300.0	x 1975	19.625	42.75	2.350
十一月Nov.	0.12	0.20	0.25	62.53	*300.0	x 2002	19.8125	42.75	2.380
十二月Dec.	0.12	0.20	0.25	48.67	*300.0	x 2010	20.0625	42.75	2.401

§ 是年一月至八月平均。

§ The average of Jan.-Aug., 1937.

* 虛數。

* Quotation nominal.

x 係給赤現貨每市平10兩之暗盤價。

x Unofficial quotations of cash gold bars, weight 312.5 grams, 0.992 fine.

y 約數。

y Approximate figure.

附錄九. 上海國外匯兌市價表
Appendix IX. Foreign Exchange Rates in Shanghai

	倫敦電匯 T. T. on London	橫濱電匯 T. T. on Yoko- hama	紐約電匯 T. T. on New York	巴黎電匯 T. T. on Paris	漢堡電匯 T. T. on Hamburg	爪哇電匯 T. T. on Java	印度電匯 T. T. on India	香港電匯 T. T. on Hong- kong	新加坡電匯 T. T. on Singa- pore
	國幣一元合 先令 per \$ s.	國幣百元合 日金元 per \$ 100 Yens	國幣百元合 美金元 per \$ 100 G. \$	國幣百元合 法郎 per \$ 100 Frs.	國幣百元合 馬克 per \$ 100 Mks.	國幣百元合 盾 per \$ 100 Fls.	國幣百元合 盧比 per \$ 100 Rs.	國幣百元合 港幣 per \$ 100 H'kong \$	國幣百元合 坡幣 per \$ 100 S'gapore \$
民國十五年1926	2/0.173	102.53	48.931	1,536	—	121.14	134.50	91.75	85.68
十六年1927	1/10.028	94.07	44.669	1,136	187.59	110.89	122.58	91.23	79.02
十七年1928	1/10.653	99.03	45.945	1,171	192.37	113.93	125.70	92.19	81.04
十八年1929	1/8.529	90.29	41.514	1,061	174.49	103.44	114.46	89.06	73.62
十九年1930	1/2.740	60.40	29.853	761	125.15	74.16	82.54	88.60	52.96
二十年1931	0/11.905	45.54	22.138	564	93.24	55.07	66.42	92.39	42.68
廿一年1932	1/2.731	77.45	21.486	548	90.51	53.27	81.27	92.04	52.76
廿二年1933	1/2.828	100.75	26.055	521	85.98	50.54	81.94	90.11	52.90
廿三年1934	1/4.141	113.55	33.911	515	85.54	49.37	89.18	88.08	57.26
廿四年1935	1/5.792	126.23	36.349	550	89.45	53.39	97.97	76.19	63.22
廿五年1936	1/2.375	102.36	29.708	496	73.19	46.15	79.08	93.52	50.93
廿六年1937	1/2.302	101.97	29.302	727	72.33	53.04	78.61	95.67	50.60
廿七年1938	0/10.385	73.75	21.167	718	52.37	28.25	57.41	68.90	36.88
民國廿五年1936									
一月Jan.	1/2.375	102.375	29.5	448	73	43.25	79.125	91.5	51
二月Feb.	1/2.375	102.375	29	448	73	43.25	79.125	90.5	51
三月Mar.	1/2.375	102.625	29.875	448	73	43.125	79	91.25	51
四月Apr.	1/2.375	102.375	29.75	449	73	43.25	79	91.25	51
五月May	1/2.375	102.1875	29.75	451	73.25	43.5	79	91	51
六月June	1/2.375	101.75	29.75	453	73.75	43.875	79	92.5	50.75
七月July	1/2.375	102.125	29.75	452	73.75	43.75	79	92.5	50.75
八月Aug.	1/2.375	102.25	29.875	456	74.25	44	79.125	96	51
九月Sep.	1/2.25	101.5	30	455	74	44	78.5	96	50.5
十月Oct.	1/2.375	102.5	29.5	628	72.25	54.125	79.25	96.5	51
十一月Nov.	1/2.5	103.125	29.5	633	72.5	54.125	79.75	96.5	51.125
十二月Dec.	1/2.375	103.125	29.375	629	72.5	53.5	79.125	96.75	51
民國廿六年1937									
一月Jan.	1/2.375	102.625	29.375	629	72.5	53.25	79.125	96.75	51
二月Feb.	1/2.375	102.625	29.375	629	72.25	53.125	79.25	96.75	51
三月Mar.	1/2.375	102.625	29.375	637	72	53	79.25	97	51
四月Apr.	1/2.375	102.625	29.375	655	72.5	53.25	79.25	97	51
五月May	1/2.375	102.625	29.375	655	72.5	53.25	79.25	97	51
六月June	1/2.25	101.75	29.25	658	72.5	53	78.5	96.5	50.5
七月July	1/2.25	101.75	29.25	760	72.5	53	78.25	96.5	50.5
八月Aug.	1/2.25	101.5	29.25	760	72.25	53	78.125	94.25	50.25
九月Sep.	1/2.25	101.5	29.25	788	72.25	53	78.125	94.25	50.25
十月Oct.	1/2.25	101.5	29.25	842	72.25	53	78.125	94	50.25
十一月Nov.	1/2.25	101.5	29.25	850	72.25	52.375	78.125	94	50.25
十二月Dec.	1/2.25	101	29.25	866	72.25	52.75	78	94	50.25
民國廿七年1938									
一月Jan.	1/2.25	100.875	29.25	865	72.25	52.5	77.875	93.875	50.25
二月Feb.	1/2.25	100.875	29.25	873	72.25	52.5	77.375	93.875	50
三月Mar.	1/1.9375	97.25	28.625	847	70.25	51.0625	75.625	91.0625	48.8125
四月Apr.	1/1	92.5625	26.875	863	66.625	46.3125	71.625	86.875	46.25
五月May	0/11.3125	80.875	23.4375	823	58.0625	42.25	63.0625	75.6875	40.625
六月June	0/9	64.0625	18.5625	667	45.875	33.4375	30.4375	59.875	32.25
七月July	0/8.8125	63	18.1875	654	45.0625	32.875	49.1875	58.75	31.5
八月Aug.	0/7.9375	56.6875	16.1875	591	40.25	29.5625	44.3125	52.875	28.3125
九月Sep.	0/8.0625	57.625	16.25	601	40.5	29.9375	45.0625	53.6875	28.8125
十月Oct.	0/8.0625	57.4375	16	599	39.6875	29.3125	44.8125	53.6875	28.75
十一月Nov.	0/8	56.875	15.75	593	39.0625	28.75	44.5	53.25	28.5
十二月Dec.	0/8	56.875	15.625	592	38.5	28.5	44.5	53.25	28.5

本表所載國外匯價，係滙豐銀行掛牌行市，至於中央銀行掛牌之電匯價，英匯為1/2.5，日匯103圓，美匯30元，自二十六年七月至二十七年十二月無變動。

The rates of exchange as given in the above table are based upon the quotations of the Hongkong and Shanghai Banking Corporation. As to the official T.T. rates of the Central Bank of China, they have remained since July, 1937 at 1/2.5, Yen 103, and 30 U.S. dollars on London, Yokohama and New York respectively.

附錄十. 法幣發行數額表

Appendix X. Amount of Notes Issued by Leading Banks

單位: 國幣千元 Unit: \$1,000

93

年或月未: End of:	中央銀行 Central Bank of China	中國銀行 Bank of China	交通銀行 Bank of Com- munications	中國農民銀行 Farmers' Bank of China	合計 Total
民國十七年 1928	11,697	172,304	86,026	—	270,027
十八年 1929	15,380	197,728	69,222	—	282,330
十九年 1930	22,669	203,847	82,894	—	309,410
二十年 1931	24,773	191,749	81,098	—	297,620
廿一年 1932	39,145	179,648	82,425	—	301,218
廿二年 1933	70,272	179,583	83,111	—	332,966
廿三年 1934	85,339	201,280	103,235	5,663	395,517
民國廿四年 1935					
一月 Jan.	89,057	198,346	102,412	6,241	496,056
二月 Feb.	89,932	185,222	91,583	6,964	373,701
三月 Mar.	92,695	170,340	83,938	7,575	354,548
四月 Apr.	92,032	163,617	81,428	9,074	346,151
五月 May	93,313	163,569	82,198	10,592	349,672
六月 June	98,728	166,447	85,271	12,011	362,457
七月 July	105,718	167,242	85,018	11,943	369,921
八月 Aug.	110,295	169,449	86,647	12,505	378,896
九月 Sept.	117,620	170,039	90,950	16,608	395,217
十月 Oct.	131,246	185,503	102,218	17,628	436,595
十一月 Nov.	150,893	248,640	143,432	29,893	572,858
十二月 Dec.	176,065	286,245	176,245	29,847	668,402
民國廿五年 1936					
一月 Jan.	220,641	308,118	190,810	29,771	749,340
二月 Feb.	234,324	293,838	181,884	29,590	739,636
三月 Mar.	251,503	310,151	186,698	34,777	783,129
四月 Apr.	262,247	323,283	196,066	51,017	832,613
五月 May	277,773	343,155	201,402	64,372	886,704
六月 June	299,253	351,773	204,912	92,035	947,973
七月 July	300,872	365,674	210,410	87,203	964,159
八月 Aug.	305,955	367,426	206,476	96,277	976,134
九月 Sept.	313,435	377,768	217,110	108,503	1,016,816
十月 Oct.	305,834	411,074	244,621	131,910	1,093,439
十一月 Nov.	312,941	439,895	272,845	142,122	1,167,803
十二月 Dec.	325,592	459,310	295,046	162,014	1,241,962
民國廿六年 1937					
一月 Jan.	341,733	493,556	307,394	163,614	1,306,296
二月 Feb.	357,444	504,104	301,658	191,705	1,354,911
三月 Mar.	361,835	501,404	308,577	200,053	1,371,869
四月 Apr.	367,614	513,351	311,317	192,691	1,384,973
五月 May	372,313	511,520	312,905	210,739	1,406,578
六月 June	375,840	509,863	213,548	207,951	1,407,202
七月 July	382,758	517,723	335,999	208,436	1,444,916
八月 Aug.	395,374	535,870	370,841	209,630	1,511,715
九月 Sept.	415,678	543,534	371,714	213,532	1,544,457
十月 Oct.	423,280	550,372	361,277	221,431	1,556,360
十一月 Nov.	429,382	573,218	371,279	229,590	1,603,469
十二月 Dec.	430,608	606,548	371,144	230,798	1,639,098
民國廿七年 1938					
一月 Jan.	432,244	623,324	372,927	249,142	1,677,637
二月 Feb.	441,650	632,986	361,143	261,409	1,697,188
三月 Mar.	444,354	654,188	319,013	261,632	1,679,187
四月 Apr.	460,877	652,208	319,013	261,752	1,693,850
五月 May	472,812	648,390	322,155	261,965	1,705,322
六月 June	489,667	653,252	321,859	262,220	1,726,998
七月 July	—	—	—	—	—
八月 Aug.	—	—	—	—	—
九月 Sept.	—	—	—	—	—
十月 Oct.	—	—	—	—	—
十一月 Nov.	—	—	—	—	—
十二月 Dec.	—	—	—	—	—

[