

## **Historic, Archive Document**

Do not assume content reflects current scientific knowledge, policies, or practices.



62.23

LIBRARY  
RECEIVED  
★ JAN 6 1924 ★  
Cultus.

1922

# Eber Seed Co.

## CATALOG

D. N. Shoemaker.

MAR 7 1922



*High Class Seeds and Bulbs  
Garden Implements, Etc.*

*Quincy, Illinois.*



**W**E thank our many friends and customers for their kind patronage which they have given this firm for so many years past, and hoping to receive their future patronage—which will at all times have the best, prompt and most careful attention.

We would respectfully suggest to give the reading matter of this catalogue careful perusal. We are giving the purchaser the value in seed, and not in pictures. It is interesting and useful reading for the farmer, for the gardener and amateur raiser of flowers. Should you, however, not be interested, please hand it to your neighbor, who may be. No doubt, most anyone will find something of interest

## **ORDERS**

Orders should be written on our order sheets or on a blank sheet separate from letter, **preferably in ink**. Write name and post office address distinctly. **All orders, large or small, receive prompt attention.**

## **SEED BY MAIL**

Our prices include postage on all vegetable and flower seeds, by the packet, ounce or pound. Five cents per pound and one cent for each additional pound should be added to catalogue prices on beans, peas, corn and bulbs—if wanted by mail.

## **PRICES**

Our first consideration and constant aim is to offer the highest class seed procurable, and the next is to put our prices as low as good, reliable seed can be sold. We feel assured in saying that there is no occasion for any one to send away money for goods in our line, which you can get at home at the right price, and what is more, the best of quality, besides you have the satisfaction of aiding home industry.

We feel assured in saying that the seeds we offer cannot be surpassed by ANY, and will give entire satisfaction if proper treatment is bestowed. It sometimes happens that seeds of unquestionably good quality fail to germinate or grow to perfection for want of timely and proper treatment or unfavorable weather, and it must be distinctly understood that we give no warranty, express or implied, as to description, quality, productiveness, on any other matter of seeds, bulbs, or plants we send out, and we will not be in any way responsible for the crop. If the purchaser does not accept the goods on these terms, they are at once to be returned.

---

---

# **EBER SEED COMPANY**

**234-236 Sixth Ave. N.**

**QUINCY, ILLINOIS**



## Directions for Cultivating of Vegetables



**T**O SECURE a good crop of vegetables three things, at least, are necessary, viz: **A Suitable Soil, Pure Seed and Clean Culture**, to which may be added as equally necessary, and abundant supply of good, **Barn-Yard Manure**, supplemented when this runs short, by **artificial fertilizers**. The exposures for a vegetable garden should be preferable, south or southwest or nearly so. The soil should be naturally fertile and friable, a sandy loam being always the best. If the soil be stiff, it should be gradually mellowed by the free use of barn-yard manure, or, if convenient, by the addition of sand. If wet or inclined to hold an excess of moisture, it should be underdrained, preferably by tile; but if possible, a location should be selected that is naturally dry and free from surface water.

A dark-colored soil, or one supplied with a goodly portion of decayed vegetable matter, will produce the earliest crops. If the soil is shallow, it should be deepened gradually by plowing or spading an inch or two deeper each year and not all at once by trenching or subsiding, unless manure and money are both abundant. A sandy soil may be greatly improved by adding more or less vegetable mould from the woods. To produce the best and uniform results, the vegetable garden should have at least one food of good, rich soil. The roots of large trees should not be allowed to encroach any part of the garden, though large trees, especially evergreens, sufficiently far off, afford a valuable protection from the north and west.

Mark the garden off into squares or

beds of convenient size, to facilitate the practice of rotation of crops, which is an important matter. As a rule, never let the same crop or kind of vegetable occupy the same bed or spot two years in succession. Potatoes and a few other things may form an exception to this rule, but is nevertheless better to keep up the rotation. Every year these beds must be warmed up by a liberal coat of manure which should be thoroughly mixed with the soil. Grow everything in drills or straight lines, not even excepting corn and potatoes. Larger crops from a given surface are grown in this way, and cultivation becomes simple and comparatively easy. The space between the drills and other special information are given in the body of this catalog. The least distance is named in order to economize space. It might be increased in some cases with advantage. The ground should be frequently hoed to kill the weeds and keep the soil mellow; and the proper time to hoe is just when the weeds appear above the ground. Briefly the proper way to kill weeds is **never to let them grow**. If the weeding be done at the time suggested, it can be effectually and quickly done by the use of a sharp-toothed steel rake.

Soil working instruments are a real necessity in practicing the art of gardening economically. Seeding by hand is excessively slow, uncertain and unsatisfactory, because of irregularity. Up-to-date machines plant the seed accurately in a straight, narrow line. Cultivators and Wheel Hoes stir and mix the soil, cut out every weed below the surface between the rows and maintain a fine loose earth mulch, about an inch deep, over the entire plot. These tools do all that can be done to the ground better, easier and a least expense than by the old system of hand labor. Once used, always used.

We have a full and complete stock of the above instruments. See p. 38, 39, 40.

The freshest seeds of some kinds often fail from unseasonable and improper management in sowing and other circumstances affecting their vegetation. When sown too early or too deep, while the ground is cold, wet and heavy, they are apt to rot; when sown too shallow, in dry time and late in the season, there may not be sufficient moisture to sprout them, or they may have dried up by dry winds or a hot sun after they have germinated. Sometimes insects destroy them before or immediately after their appearance above the ground, so that the complaints occasionally made by the inexperienced, are not always to be attributed to the quality of seed. Instructions in this book are ample, and when they are read and followed up, ninety-nine out of one hundred have no reason to blame the seed.

## MAKING A HOT-BED

As the use of hot-beds is of undoubted advantage, derived by early starting of vegetables, we append directions for making them.

To prepare a hot-bed, a quantity of stable manure should be well shaken up in a heap, about the beginning or middle of February; after remaining three days, it should be shaken up and turned over again at another interval of three days. Let the manure remain for three or four days more in a heap, and then form the bed of any dimensions that may be requisite, according to size or number of frames to be used, making the bed about a foot wider than the frame all around. The bed, when made, should not be less than three feet high; the situation for it should be dry underneath, sheltered from the north as much as possible, and fully exposed to the sun. In making up beds, beat the manure well down with the fork. Place about eight inches of light, rich soil in the frame, after it is placed on the bed, so that the surface of the soil may be from six to eight inches from the top of the frame. After the bed has stood with the lights on, but raised a few inches to let the steam escape, for a few days, sow the seed of Cabbage, Tomatoes, Cauliflower, Egg Plant, Celery, Lettuce, Radish, etc., etc. When the plants make their appearance above the ground, give some air day and night, in moderate weather, by raising the lights two or three inches—and as the heat of the bed diminishes, increase the supply of air to prevent the plants being drawn up. In severe weather, the frame and lights should be covered at night with mats or boards. In high wind also protect the side of the bed in the same manner or the current of air will extinguish the heat of the bed. If made early in the season, water only will be required when the earth in the frame becomes quite dry; as the plants increase in size, the supply of water may be increased. In frost or cold weather the water should be made milk-warm before it is used; this is important.

**SOWING SEEDS**—Warmth and moisture are essential, and exclusion from light is favorable to germination. The first care in sowing seeds should be to choose suitable ground, the proper season and state of earth, and then to place them at such depth beneath the surface as will insure the requisite supply of moisture. In general, all seeds should be covered more or less, according to their size and the advance of the season, late sowing requiring to be covered the deepest. The smallest seeds should be sown very shallow in fine earth and rolled or beaten firmly with the back of the spade.

**THINNING OUT**—Next to errors of too deep or too shallow sowing of seeds are the errors of thick seeding without

corresponding thinning and to let the plants to get too large.

It is far better to thin out a row of beets, lettuce, carrots or parsnips so as to obtain good specimens at proper distances, than crowding together at half an inch apart, as is often seen in the gardens of the inexperienced. So clearly evident is the advantage of thinning out that we will not waste space dwelling upon it, other than to give the following table of suggestive distances to which vegetables in the private garden should be thinned.

- 1 inch—Radishes.
- 2 inch—Beans, carrots, peas, salsify, corn, salad.
- 3 inches—Beets, kale, onions, parsnips, spinach, turnips.
- 5 inches—Endive, parsley.
- 6 inches—Lettuce, okra.

**TRANSPLANTING**—Is an important feature in gardening operations, and one often improperly done, Transplant toward evening; make a hole sufficiently large to hold the plant; fill with water and puddle the plant in; then press the soil firmly around the plant. Afterwards cover with dry soil and the plant will never drop, it matters not how warm or sunny the day may be. It may be argued that this is not practicable with large fields of cabbage, cauliflower or tomatoes; but the best way is always the most practical consequently the cheapest. It is economy to devote a day to a work and have the plants all thrive and live, than to put them out in one-fourth of the time and have a large portion die and the remainder only half alive.

**IN DRY WEATHER** it is of great importance to **FIRM** and **TREAD** the soil after the seed is put in. Seed sown in this manner will readily germinate and grow while otherwise the result will be doubtful. This precaution should not be overlooked in sowing very small or light seed. Moist ground needs no firming.

**INSECTS OF ALL KINDS** are troublesome and sometimes very destructive. Plaster of Paris, snuffs, ashes, or soot sifted on cucumbers or squashes, when wet with dew is very useful against the striped bug. Lime, road-dust, ashes or snuffs, scattered over young cabbage or turnips will sometimes prevent the ravages of the black fly. Rolling the ground after sowing answers a good purpose; but the best preventative is a thorough sprinkling of the plants in the evening with whale oil soap suds, in proportion of one pint of soap to seven and a half gallons of water. This will kill cabbage lice and all other aphides. It is sure death to all tender insects, when forcibly applied with a garden sprayer. For the want of whale oil soap, strong soft soapsuds may be used. Salt is sometimes sown in the drills with onion seed to drive away the grub. Fine salt or Slug Shot strewn broadcast over cabbage is the best application we know of for destroying the little green cabbage worms and maggots.



# SEEDS OF SPECIAL MERIT

**BEANS**     **Old Homestead, or Kentucky Wonder**—the most popular large podded pole beans; it bears in clusters and in pods, is seven to eight inches in length, unusually prolific and very tender.

**Burger's Green Pod Stringless Pole**—As the name indicates, it is entirely stringless, earlier than the Old Homestead, covers a longer season of productiveness; pod averages 7 inches in length, tender, sweet and mild; can be used as a dry bean.

**Fordhook Favorite**—Matures handsome, fleshy, stringless pods only three or five days later than Burpee's Stringless Green Pod, and is white-seeded.

**Fordhook Bush Lima**—Entirely new strain, early, large thick and productive.

**Lima, Carpinteria, Pole**—Large seeded, much thicker than the ordinary pole lima. The vine is of vigorous growth with many large branches or runners. The pods are very large and are closely filled with large plump beans of excellent flavor. The pods contain from three to four beans, a large proportion having four, and are produced in great abundance.

**Burpee's Improved Bush Lima**—An improved strain of Burpee's Bush Lima, having much larger pods and beans.

**BEETS**     **New Model Beet**—The finest table variety of all; tender, solid and crisp flesh; of fine flavor. The color is a dark blood-red; almost Globular in shape.

**Witham's Fireball**—Slender leaves, flesh brilliant red, globe-shaped; season as early as Crosby's Egyptian.

**Detroit Dark Red**—One of the best red turnip varieties. Has small, upright tops; splendid shape; color of skin is dark blood-red; flesh deep, bright red. Very crisp, tender and sweet; matures early and keeps in good condition for a long time.

**Crimson Globe**—Skin smooth and form regular. The flesh is a deep, purplish crimson, slightly "zoned," sweet and tender. The foliage is small, of a rich bronze purple.

**CABBAGE**     **Stein's Early Flat Dutch**—Early flat-headed cabbage; succeeds the Jersey Wakefield. A remarkable fine strain; a sure solid header, weighing ten to twelve pounds each; very best quality and most valuable for the market, has a most excellent reputation.

**New Early Cabbage, Copenhagen Market**—Undoubtedly the finest, large round-headed early Cabbage. The heads average about ten pounds each in weight, are very solid and of fine quality. It matures as early as Charleston Wakefield, and will give a heavier yield per acre than that well-known variety. The plant is short-stemmed the leaves light green, rather small, and always tightly folded. The plants, therefore, can be set closer together than is usual with varieties of similar size.

**CAULIFLOWER**     **Gilt Edge**—Large and heavy sort; undoubtedly the best and surest of all sorts now in cultivation.

**Large Early Snowball**—Short stem; finest strain. It is one of the best for forcing under glass or for open ground.

**CELERY**     **Giant Pascal and Golden Heart**—Best celery for the market gardener and general use. Productive, tender, sweet and crisp.

**SWEET CORN**     **Charlevoix**—An early or intermediate, yellow grained sweet corn of distinctive merit. Ears about seven inches long, usually twelve rowed and when in condition for use are light creamy yellow in color. The grain is rather short, very sweet and tender and is unsurpassed in quality. In season it is a few days later than Golden Bantam, but remains in condition much longer than that variety. An excellent sort both for the home and the market garden.

**Golden Bantam**—Very early, can be planted a little earlier than other corn, on account of its hardness. Ears are about 6 to 7 inches long, filled with broad, sweet golden yellow kernels.

**CUCUMBER** **Fordhook Famous**—Long, straight and well formed; vigorous grower, very productive; does not turn yellow.  
**Rice's Early Fortune Cucumber**—The vines make a strong and vigorous growth, producing abundant crops of Cucumbers, which are slightly longer than Arlington White Spine, more cylindrical in shape and have a very dark green skin. The flesh is thick, seed cavity relatively small and the quality is excellent. This variety is one of the best introduced in years.

**LETTUCE** **May King**—New extra large solid head, light green outside with clear yellow heart, of fine flavor and splendid forcer.  
**Iceberg**—Large, solid, curled heads, yellow heart, crisp and tender.

**ONIONS** **Prize Taker**—Light yellow, of enormous size.  
**Mammoth Silver King**—Large, white.  
 Both sorts are highly recommended for hot-bed culture.

**PEPPERS** **Chinese Giant**—Of recent introduction, is undoubtedly the largest and sweetest pepper ever offered.

**Giant Crimson**—Early in maturing, plant growing extremely large size. Claimed to be larger than Chinese Giant. Color deep green when young, and deep crimson when matured; flesh thick, sweet and mild.

**Sweet Perfection**—Productive, quality the very best; being free from pungency; and as sweet and delicious to a degree not known before.

**WATER MELONS** **Monte Cristo, or Kleckley Sweet**—The skin is too tender to admit shipping; most desirable, however, for home market. The shape is long and it is decidedly the sweetest of all water melons.  
**Irish Grey**—A distinct and valuable melon; wonderfully productive. Long, thick, and uniform; color of rind yellowish grey; flesh sparkling bright red, sweet and very firm and very compact. One of the best shippers.

**MUSK MELONS** **New Burrel Gem**—With golden meat, spicy, sweet and one of the best sellers.

**Golden-Lined Rocky Ford**—Delicious, flesh thick, fine grained and sweet; color green, with a gold margin next the seed-cavity; slightly oval and heavily netted.

**Tip Top**—Grown to good size; slightly oval, sweet, juicy, yellow flesh, very popular.

**Selected Rocky Ford**—This is a popular green fleshed, medium sized melon, of delicious flavor.

**PEAS** **Gradus**—Without doubt the finest extra early pea yet introduced; it ripens almost as early as our early market. The pods are large, and well filled with large wrinkled, deep green peas, of the finest quality; height three feet.

**Mammoth Poded Extra Early**—On the order of Rice's Extra Early, but pods one-fourth larger. Matures practically with Extra Early and Alaska and is much more productive; seed large, smooth and white. Vine and foliage robust, heavy and medium green. Height 3 feet. Pods light green, 4 in. long, round, broad, saddle-backed and square ended, containing 7 extra large, light green peas. A very productive and extra fine sort, bound to take first place as a leading market gardeners' first early pea.

**Rice's Early Dwarf**—Best described as a dark podded Sutton's Excelsior. An excellent, extra early, dwarf variety of highest quality. Height 14 in. Foliage broad, dark green, stout and healthy. Pods 3½ in. long, dark green, straight, round and square ended, containing 6 to 7 large, very dark green peas; exceedingly productive.

**RADISHES** **Crimson Giant Forcing**—An entirely new type, growing more than double the size of other forcing varieties without becoming pithy or hollow. The radishes run from six to seven inches in circumference, and yet remain firm and crisp. It is equally well adapted for summer and fall; matures in six to eight weeks.

**Rice's Saxa**—The earliest of the forcing radishes. Round, bright scarlet and with the smallest possible top. We have an excellent stock of this radish and can highly recommend it.

**TOMATOES** **Landreth's Red Rock**—Earlier than the Stone, extraordinary solid, smooth as an apple, red as it is possible to be. No sort is superior in texture or flavor. A very heavy producer and an excellent shipper. Recommended especially to gardeners and planters, factories for canning, as very showy and productive. One of the finest large, red smooth tomatoes.

**John Baer**—Early, brilliant deep red color, smooth, no core, almost free from seed; delicious flavor; solid, meaty uniform size and ripens even to stem. Perfect shipper and remarkably free from blight.

**Stokes' "Bonny Best"**—As early as the Earliana, enormously productive, uniform size, splendid shape strong vine, plenty of foliage, beautiful scarlet and a good shipper.

**Detroit**—The largest and best of the early purplish pink tomatoes; larger than the Acme, and earlier maturing than Beauty; an exceptionally valuable addition to this class. A splendid shipper.

We have ONLY ONE QUALITY and that is the Best. Neither the private nor the Market Gardener will be disappointed on that point.




# SELECT LIST OF VEGETABLE SEEDS

## ASPARAGUS

(Eight ounces to 100 feet or row.)

**Culture**—Sow the seed in rows one foot apart in April or May and keep down all weeds. To secure strong healthy plants, thin out the seedlings to three or four inches in the rows, sowing only the strongest. The one year old plants should be set out in spring in a rich, sandy loam, dug eighteen inches deep into which has been worked plenty of well rotted manure. If a stiff clay is all that can be had add plenty of sand and sift coal ashes to loosen it up and see that it is well underdrained. In planting for private use, set out in beds five feet wide, three rows in a bed, the outer being each one foot from the edge, and allow twelve inches in the row. Set the plants on little mounds in order to allow the rootlets to fall naturally around the sides, so they are about six inches below the surface. Select a southern exposure if possible. For market on a large scale set out 4 by 1 foot.



Every fall a good dressing of coarse manure should be applied after the tops have been cut, and in the spring forked in. Never cut too closely. The roots need the benefit of some foliage during the year, or they will weaken and die. A slight dressing of salt in spring is beneficial and keeps weeds down.

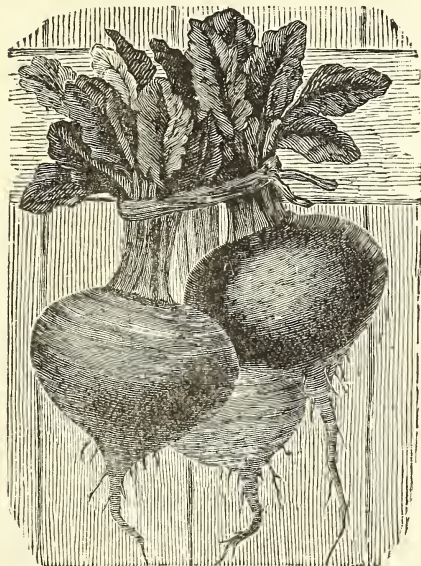
	oz.	lb.
Palmetto—Very desirable, bright green.....	10c	\$1.00
Columbia Mammoth White.....	10c	1.00
Bonvalette Giant .....	10c	1.00
Argenteuil Giant .....	10c	1.00
Asparagus Roots—Two years old, per doz.,	20c.	

## BEETS

(One ounce seed to 50 feet of row.)

Paper, 50c.

Sow in April for early, for succession until last of June; about middle of May for general crop. The soil should be deep, rich and light loam, dry rather than moist. Rows should be 18 inches apart, and the plants thinned out to 8 inches in the rows. If you want to raise sweet and tender beets, stir the soil often and kill the weeds. Wood ashes help to produce dark color.



	oz.	lb.
<b>New Model Beet</b> —The finest table variety of all; tender, solid and crisp flesh; of fine flavor. The color is a dark blood-red; almost globular in shape.....	10c	\$1.00

<b>Crosby's Improved Egyptian</b> —An improvement on the Early Egyptian globe-shaped and unsurpassed eating quality.....	10c	1.00
--	-----	------

<b>Extra-Early Eclipse</b> —Is very early, and lasts well through out the season. Handsome, smooth, dark, globe-shaped Beet; quality very desirable; good beet for private gardens.....	10c	1.00
---	-----	------

<b>Detroit Dark Red</b> —One of the best turnip-shaped varieties. Has small upright tops; splendid shape; color of skin is dark early and keeps in good condition for a long time.....	10c	1.00
--	-----	------

blood red; flesh deep, bright red. Very

<b>Crimson Globe</b> —Skin smooth and form regular. The flesh is a deep purplish crimson slightly "zoned," sweet and tender. The foliage is small, of a rich bronze purple.....	10c	1.00
<b>Witham's Fire-Ball</b> —Slender leaves; flesh brilliant red; shape globe. Season early as Crosby's Egyptian.....	10c	1.00
<b>Egyptian</b> —Very early. For hot-bed forcing.....	10c	75c
<b>Edmad's Blood Turnip</b> —Best strain, fine shape, dark flesh and best for general crop.....	10c	75c
<b>Half-Long Blood Red</b> —Of handsome shape, fine quality; quick growth; good for winter use, if planted late.....	10c	1.00

## MANGEL-WURZEL

**Culture**—As the mangels require a deep soil in order to grow well, plow and sub-soil if possible in autumn, at least a foot to eighteen inches, and apply plenty of rich manure. The attention of farmers to the growing of roots for feeding stock has increased rapidly, judging from the increased sales of our selected seeds. The wonderful results are plainly shown in the health and general condition of the animals, and the increased yield of milk in cows.



The seed should be sown in April and May in drills two feet apart and afterwards thinned out to stand one foot apart in the rows. Keep well cultivated and you will have an abundant crop of roots for winter use. Through the winter keep them from freezing. If convenient, two sowings should be made. Anyone who keeps but one cow should plant a good patch of Mangels for winter feed. They are enormously productive under careful cultivation.

<b>Mammoth Mangel, or Norbition Red</b> .....	10c	60c
<b>Golden Tankard</b> —Superior for dairy and stock feeding, and very rich in sugar.....	10c	60c
<b>Giant Feeding Sugar</b> —This variety is quite an improvement on the above sorts; richer in sugar, better form, more prolific, and feeders pronounce it the most satisfactory beet.....	10c	60c

**Swiss Chard**—The stalks and leaves are edible like spinach and asparagus and superior to the common beet for greens.....15c

## DWARF BUSH BEANS

Add 15c per qt. if by mail.

About the first of May select a warm, dry, sheltered spot, dig and manure slightly. Make drills an inch deep and two feet apart, drop beans two inches apart and cover not more than one inch deep. Keep hoed when not wet; keep the weeds killed, and plant every two weeks in succession.



One quart will plant 100 feet of drill.

<b>Bountiful</b> — Large-sized, broad green and tender pods, stringless, very productive and fine quality.....	45c	\$3.00
<b>Early Red Valentine</b> — Improved —Productive and of excellent flavor.....	45c	3.00
<b>Early Long Six Weeks</b> — Early and prolific.....	45c	3.00
<b>Burpee's Stringless Green Round Pod</b> —The coming market garden bean.....	45c	3.00
<b>Giant Stringless</b> — Green, round pod.....	45c	3.00

**The Longfellow New Bush Bean**

An ideal snap bean. Considering the large size of pods; it is as early as any, and no variety surpasses it in delicious flavor.

The perfectly round, long straight, solid pods are its most prominent features. A good bearer.....45c 3.00

**Full Measure**—A very desirable, round-podded variety with pods six to seven inches long, which are solid, meaty, brittle and stringless. It is but a little later than Stringless Green Pod and is a splendid Bean for home or market use.....45c 3.00



	Qt.	Pk.
<b>Fordhook Favorite</b> —This is an enormous cropper. The handsome pods are long dark green, measure five to six and one-half inches in length, half an inch thick, so full and fleshy that they are almost perfectly round. They are brittle, juicy, free from tough fibre, and entirely stringless at all stages of growth. The seeds being white, can be used for dried beans in winter.....	50c	\$3.50
<b>Extra Early Refugee</b> —It is early, enormously prolific, and from its earliness is almost certain to produce a crop. In quality it is unexcelled, being free from string and melting tender at all stages of its growth. Price.....	45c	3.00

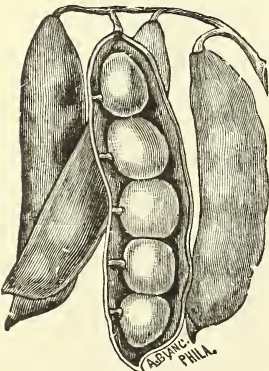
## WAX PODDED SORTS

<b>Pencil Pod Wax</b> —Hardier and more prolific than the Black Wax Pods, long pencil like, tender and brittle.....	50c	\$3.25
<b>Golden Wax</b> —Early and very valuable, a well known standard.....	50c	3.25
<b>Wardwell's Dwarf Kidney</b> —Extra early; purely wax pod, long flat and remarkably free from rust.....	50c	3.25
<b>Davis' Pod Kidney Wax</b> —Strong grower stringless pods.....	50c	3.25

## POLE BEANS

Sow as early as the soil becomes warm and dry, from the first part of May (for all except Limas) in hills four feet apart each way. Limas should not be planted until warm weather has fairly set in. In wet and cold soil beans will rot and not come up. One quart of Limas will plant one hundred hills.

	Qt.	Pk.
<b>Carpinteria Pole Lima</b> —The vine is of vigorous growth, pods very large, produced in great abundance, and closely filled with large plump beans of most excellent flavor.....	50c	\$3.85
<b>King of the Garden</b> —Large in pod and bean; prolific.....	50c	3.85
<b>Seibert's</b> —Very early; large size, best quality, of easy shelling and an enormous yielder .....	50c	3.85
<b>Small Lima, or Sieva</b> —Small, but good quality.....	50c	3.85
<b>Cut Short, or Corn Hill</b> —An old variety, very popular, plant in corn.....	50c	
<b>Case Knife</b> —Pods long and flat; for shell and snap beans.....	50c	
<b>Old Homestead</b> —We regard this far ahead of any other green pole bean. It is early, stringless, very tender and enormously productive. The round pods hang in great clusters from the bottom.....	50c	3.75
<b>Burger's Green Pod Stringless Pole</b> —As the name indicates, it is entirely stringless, earlier than the Old Homestead, covers a longer season of productiveness. Pods average 7 inches in length and are mild, tender and sweet. Can be used as a dry bean.....	50c	
<b>Golden Cluster</b> —The large flat pods are of a rich golden yellow and of excellent flavor. The seeds are thick and pure white.....	60c	
<b>Horticultural Pole</b> —Excellent, either as snap or shell bean.....	50c	
<b>LazyWife</b> —Green podded, thick fleshy, entirely stringless and of a fine buttery taste.....	60c	



## BUSH LIMA

	Qt.	Pk.
<b>Burpee's Improved Bush Lima</b> —Large size.....	60c	
<b>Fordhook's Bush Lima</b> —(See page 3).....	60c	
<b>Henderson's Bush Lima</b> .....	50c	3.75
<b>Wood's New Bush Lima Beans</b> —The bean is a great improvement over the Henderson Bush Lima; it is nearly double the size, of finer quality, more prolific and of stouter stem to hold the beans from the ground.....	50c	3.85
<b>English Dwarf Beans</b> —Plant early.....	50c	




## SWEET CORN

(Add 15 Cents a Quart if by Mail)

Let the weather and ground become thoroughly warm and settled before planting sweet corn. If put into the ground too soon it is liable to rot

Our seed has been carefully selected, and has been tested for germination.

One quart plants 150 hills—4 to 8 quarts to acre.



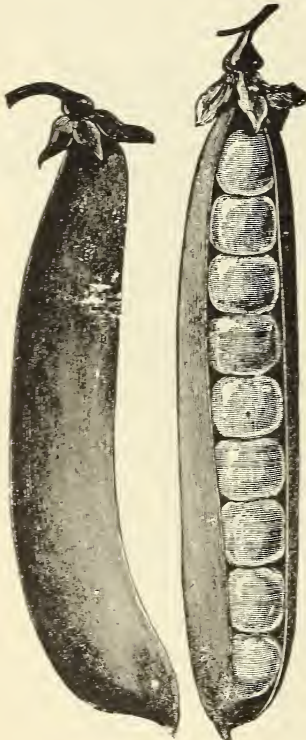
	Qt.	Pk.
<b>Extra Early Adams</b> —This is not true sweet corn but it the earliest of all corn and a money maker for gardeners.....	20c	\$1.50
<b>Premo</b> —Very early and of good quality.....	35c	2.25
<b>Golden Bantam</b> —Early Yellow, very sweet and excellent quality .....	35c	2.25
<b>Charlevoix</b> —Light creamy yellow color. An excellent sort for home and market garden .....	35c	2.25
<b>Extra Early White Cory</b> —Very early.....	50c	2.00
<b>Early Minnesota</b> —Early and of good quality.....	30c	2.00
<b>Kendall's Giant</b> —Early and very popular sort....	30c	2.00
<b>Rice's Early Evergreen</b> —A week earlier than Stowell's Evergreen .....	30c	2.00
<b>Stowell's Improved Evergreen</b> —For main crop, large and sweet.....	25c	1.75
<b>Country Gentleman</b> —Large ears and of delicious flavor .....	30c	2.00

## PEAS

(Add 15 Cents a Quart if by Mail.)

Light, dry soil, not over rich, suits the Pea. Plant as early as the ground can be worked and again every two weeks in succession throughout the season. Plant in single or double rows, from four to six feet apart, according to height, about an inch apart in the row and four inches deep; in the summer plant four to five inches deep, tall sorts can be made to bear more freely by pinching in and drawing earth up to the vines.

Those marked with a \* are wrinkled varieties which  
Those marked with a ½ are wrinkled varieties which should not be planted until the ground is warm, otherwise they will rot and not come up.



### EXTRA EARLY SORTS

	Qt.	Pt.
<b>Thorburn's Extra Early Market</b> —Best strain extra early, prolific and well filled pods; height 2½ feet.....	40c	\$3.00
<b>Alaska</b> —The best early green seeded pea; dark green pods, a good shipper; first-class in every respect. height 2½ feet.....	40c	3.00
<b>Ameer</b> —Resembling Alaska in general habit, a little longer vine (3 feet) and not quite so early but with larger pods, handsomely shaped; ripens uniformly, quality excellent.....	45c	3.25
<b>Gradus</b> —Without doubt the finest extra early pea yet introduced; it ripens almost as early as our extra early market. The pods are large and well filled with large wrinkled, deep green peas of the finest quality; height, three feet.....	45c	3.50
<b>Thomas Laxton</b> —A cross between Gradus and one of the extra early sorts. Ripens within a day or two of the earliest round varieties, very productive. The pods are large and contain 7 or 8 large, wrinkled peas of the finest flavor, height 3 feet.....	45c	3.50

**Mammoth Podded Extra Early**—On the order of Rice's Extra Early, but pods one-fourth larger. Matures practically with Extra Early and Alaska and is much more productive; seed large, smooth and white. Vine and foliage robust, heavy and medium green. Height 3 feet. Pods light green, 4 in. long, round, broad, saddle-backed and square ended, containing 7 extra large light green peas. A very productive and extra fine sort, bound to take first place as a leading market gardener's first early pea.....45c 3.50

**DWARF—EARLY**

- \***American Wonder**—Vigorous, productive; most desirable early pea for private gardens; height 12 inches.....45c Pk. \$3.50
- \***Nott's Excelsior**—Pods one-third longer than Wonder; height 12 inches.....45c 3.50
- \***Sutton Excelsior**—Produces broad pods, filled with large peas; of finest flavor; in great abundance; height 12 inches.....45c 3.50
- \***Peter Pan**—One of the very finest of the large podded, dwarf peas, on the order of Laxtonian, though somewhat earlier. Height 15 in. Vine and foliage stout, heavy and dark green; pods 3¼ in. long, very broad, straight and pointed, containing 6 to 8 very large, dark green peas of superb quality .....50c
- \***Rice's Early Dwarf**—Best described as a dark podded Sutton's Excelsior. An excellent, extra early, dwarf variety of highest quality. Height 14 in. Foliage broad, dark green, stout and healthy. Pods 3½ in. long, dark green peas; moderately productive.....45c 4.00
- \***Little Marvel**—A new early wrinkled pea, as early as American Wonder, very prolific and sweet. It grows about 15 inches, produces a heavy crop of deep green pods which are frequently borne in pairs.....45c 3.50

**EARLY AND MEDUM**

\***Horseford's Market Garden**—A favorite for market gardeners and home use; pods are larger and well filled; height 2½ feet.....45c 3.50

**GENERAL AND LATE CROP VARIETIES**

**Daisy, or Dwarf Telephone**—Productive, large peas and pods; height 1½ ft.....45c 3.50  
**Telephone**—Gardeners prefer this pea to any other on account of its sterling qualities, producing an abundance of large pods filled with enormous tender peas; height 4 feet.....45c 3.50

**CABBAGE**

(Sow half an ounce in hot bed 6 by 4 feet; four ounces to one acre).....Package, 5c.  
 Sow early sorts in hot beds during February and March, and transplant middle of April. Sow later crop in April and May. They should be sown in shallow drills,



**Jersey Wakefield Cabbage**

four to six inches apart. When the plants are six inches high, transplant into rich manured ground, the early kinds two feet apart and later kinds three feet. The ground must be deep-loosened and worked thoroughly to grow large and good heads. Hoe often to kill weeds, and draw some earth upon the stems. If troubled by the cabbage flea sprinkle the plants with Slug Shot, soot, wood ashes, lime or Scotch Snuff. Either of the above will drive them away. One ounce of salt petre dissolved in twelve quarts of water will destroy the green worm. Set plants deep in the ground. Use sprayer.

Our Cabbage Seed is of the best strains. There is no better stock grown, and should not be confounded with cheap, imported stock.

- Early Jersey Wakefield**—Finest American, select stock, grown almost to the exclusion of all others by market gardeners.....25c oz.
- Charleston Wakefield**—Very large and finest strain of the above.....25c
- New Early Cabbage, Copenhagen Market**—Undoubtedly the finest, large, round headed early Cabbage. The heads average about ten pounds each in weight, are very solid, and of fine quality. It matures as early as Charleston Wakefield and will give a heavier yield per acre than that well known variety. The plant is short-stemmed, the leaves light green, rather small, and always tightly folded. The plants, therefore, can be set closer together than is usual with varieties of similiar size.....30c





Stein's Early Flat Dutch.

**Stein's Early Flat Dutch**—Earliest flat-headed cabbage; succeeds the Jersey Wakefield. A remarkably fine strain; a sure solid header; weighing ten to twelve pounds each; very best quality and most valuable for market, has a most excellent reputation.....30c

**Improved Early Summer or Excelsior**—The finest, best second early.....30c

**Selected All Season, or Succession Cabbage**—One of the best second early or late, growing to a large size quickly and sure to head.....30c

**LATE**

**Danish Ball Head**—Round, solid heads oz. best cabbage to sell in spring.....30c

**Large Flat Dutch**—American.....30c

**Large Flat Drumhead**—American.....30c

**Improved Drumhead Savoy**.....30c

**St. Louis Market**—This is the finest and best late cabbage ever put on the market. Stands longer on the field after maturing without bursting. An excellent keeper and shipper.....30c

**CAULIFLOWER**

**Culture**—This is the same as for cabbage, except that extra manure and plenty of water will pay upon this. If the soil be dry, water frequently; and if the plant could



Gilt Edge Cauliflower

have a heavy mulch of hay or straw, it would not suffer from drouth. The early kinds should be strong enough to plant out not later than the middle of April; the late kind may be planted out the same time as for cabbage. To destroy the cauliflower maggot (it is recommended to take one ounce of sulphurest of pottassium and dissolve in one gallon of water. Heat the liquid to about 100 degrees, take a large spoon or something that will hold a 100th part of a gallon, and pour the liquid against the stock of the plant just above the ground.

**Henderson's Early Snow Ball**—One of the best for forcing or open ground, sure header.

**Thornburn's Gilt Edge**—Large, heavy sort, undoubtedly the best and surest of all sorts onw in cultivation.

The above two kinds are the best and most successful for this climate.  
Price of each sort, 20c per paper; \$3.00 per oz.

**SLUG SHOT** is sure death to Green Worm on Cabbage and Cauliflower.  
Use the Lowell Dust Blow Sprayer.

**CARROTS**

(One ounce to 100 feet of row.) Package, 5c

Sow as early as the ground can be worked, or, for late crops, until latter part of July. For main crop, sow from middle of May to the first of July. Thin out early crop to five inches in the row, main crop six to seven inches apart. Hoe often and deeply between rows. Soil light, sandy loam, richly manured and deeply dug, and a good supply of wood ashes. Sow at the rate of two pounds to the acre.





Deep Culture secures quick growth and clean root, while otherwise the roots become wormy and ill-shaped.

oz. ¼lb.

- Guerande or Oxheart**—Half long stump-rooted; orange color and of excellent flavor when young...15c 40c
- Early Scarlet Horn** — Very thick roots .....15c 40c
- Chantenay** — Half long stump rooted; fine for garden and field...15c 40c
- Half Long Pointed**—Much used for bunching when young.....15c 40c
- Half-Long Danvers**—Thick, good quality, exceedingly productive...15c 40c
- Early Half Long Nantes** — Excellent, stump-rooted variety and of superior quality .....15c 40c
- Long Orange**—For late planting and for best stock.....15c 40c

## CELERY

(One ounce to 100 feet of row.) Package, 5c.

Sow seeds in hot-bed or in a box in the house, or in the open ground as soon as it can be worked. If seeds are sown in beds care should be taken to keep the surface moist so that the ground does not bake, otherwise the seed will not come up.



**Golden Heart Celery**

When the plants are two to four inches high make trenches a foot deep and four to five feet apart.

Enrich thoroughly the bottom of the trenches and transplant six to eight inches in the rows, and as the plants grow haul the earth about them to blanch their stems. Care should be taken not to let the earth get in the heart of the plant. Never trench while wet from dew, or other causes, otherwise it has a tendency to rot and rust badly. Our celery seeds are of all American growth.

oz. ¼lb.

- White Plume** — Best early; very extensively grown .....25c 75c
- Golden Self Bleaching**—A fine golden solid yellow variety .....60c
- Perfection Heartwell**—One of the finest and large winter varieties, either for family use or market garden. Full golden yellow heart.....25c 75c
- Fin de Siecle** — A good keeper and of superior quality .....30c 1.00

- Giant Golden Heart**—A vigorous grower; best for market garden.....25c
- Giant Pascal**—Large and later than above and very popular.....25c
- Winter Queen**—It is undoubtedly the best late keeper; solid and crisp; blanches well .....25c
- Celeriac, or Turnip Rooted Celery**.....30c

## CORN SALAD

Package, 5c.

Sow in drills 6 inches apart; cover early in spring, in drills a quarter of an inch deep and 6 inches apart. If dry weather, tread in the seeds lightly. Keep down the weeds with hoe. Just before winter sets in, cover thinly with clean straw.

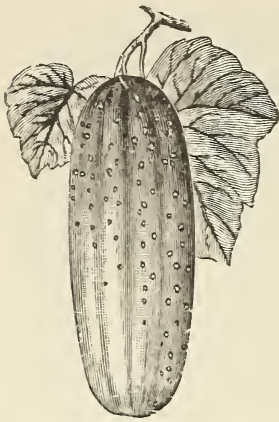
- Corn Salad** .....oz., 20c

## CRESS

Sow in drills 6 inches apart; cover over lightly.

- Fine Doubled Curled**—Desirable salad and garnishing.....oz., 20c

## CUCUMBERS



White Spine Cucumbers



Cluster Cucumber

In February and March plant seeds in hot-beds and when night frosts are gone, plant out in rich and new dug ground in hills and ridges from 4 to 5 feet apart. Stop the leading shoots continually as the fruit shows; or plant the seeds in open ground as soon as the weather becomes settled and warm. Use a shovelful of warm manure to each hill, and cover with an inch or two of earth; scatter 8 or 10 seeds in a hill, cover half an inch and press it down. Hoe often, and when out of danger from insects, thin the plants to four in a hill. For pickles plant from June to July. One pound to the acre.

<b>Fordhook Famous</b> —Long straight and well formed; vigorous grower, very productive; does not turn yellow.....	oz. 15c	lb. 1.25
<b>Rice's Early Fortune</b> —See page 4.....	10c	
<b>Early White Spine</b> —Best for early market, also good for pickles.....	10c	1.25
<b>Chicago or Westerfield</b> —One of the best pickling varieties.....	10c	1.25
<b>Long Green Giant Perra</b> —Best for table. An old standard sort.....	15c	1.50
<b>The New Cumberland</b> —Best pickling cucumber known.....	10c	1.25
<b>Early Cluster</b> —Fruit small, early and prolific.....	10c	1.25
<b>Klondike</b> —Medium early, very dark green, excellent for slicing, handsome uniform in size and shape, productive and a good shipper.....	10c	1.25
<b>Snow's Perfection</b> —Considered by packers as the best pickler.....	10c	1.25
<b>Davis' Perfect</b> —Very early, long and slim; keeps dark and glossy green a long time. It is very tender, brittle and of good flavor.....	10c	1.25
<b>Cool and Crisp</b> —Very early, prolific, dark green, long, straight and slender.....	10c	1.25
<b>Japanese Climbing</b> —Produces long, evenly shaped crisp, tender fruit in abundance. The vine has a tendency to fasten itself to any object over which it may grow. In small gardens where space is limited, it may be planted and trained on trellises to good advantage.....	20c	
<b>Earliest of All</b> —Very Early.....	10c	1.25



N. Y. Improved Egg Plant

## EGG PLANT

(1 ounce to 1,000 Plants.)

Package, 5c.

**Culture**—Sow in well heated hot-beds, very early in spring and transplant when 2 inches high into a second bed or into small pots. If this is not done, thin to 4 inches apart. Do not plant out until it becomes perfectly settled and warm. Cool nights or wet weather will check them. Keep some back in frames for second planting, in case of weather changing unexpectedly. Keep plants watered for a few days, if the sun is hot when put out. Set out plants three feet by two.

**Improved New York Purple**—The best; large oval in shape and of deep purple color; grown very much more extensively than any other sorts both for private use and market.....oz. 50c

**New Black Beauty**—As large as above and ten days earlier; very rich and purplish black color.....oz. 50c

## ENDIVE

Package, 5c.

(One ounce to 150 feet row.)

From May to July sow thin and cover slightly. When up, thin out to 8 inches apart, and give a good watering afterwards when dry. When leaves are eight inches long, blanch them by gathering the leaves in the hand and tying them together near the top, with yarn or twine; this must be done when quite dry or they will rot. Excluding light will blanch them.

<b>Green Curled</b> —Very hardy, best adapted for winter use.....	oz. 15c	lb. 40c
<b>White Curled</b> —A splendid early sort.....	15c	40c
<b>Broad-Leaved (Escarolle)</b> —A sweet variety for fall.....	15c	40c
<b>De Ruffec</b> —Large, green curled broad ribs, fine for fall and winter, the best and most exquisite extant.....	15c	45c



## KALE OR BORECOLE



Curled Scotch Kale

Package, 5c.

Sow one ounce to 100 feet in the row, and four pounds to the acre. Kale requires same treatment as cabbage. It gets most delicious after being touched by a frost. The more hardier sorts sown in fall for spring use, should be covered with straw through the winter.

	oz.	lb.
Dwarf Green Scotch Curled—This is not as hardy as the above, but more curled. sown in spring.....	10c	
Improved Siberian or Dwarf German Green—Best and hardiest for fall sowing.....	10c	\$1.00
Tall Green Scotch Curled.....	20c	

## KOHL-RABI

Package, 5c.

(One ounce to 100 ft. row.)

May be sown from April to July, and the plants afterwards treated the same as cabbage, only be careful not to hoe too much soil around the stem. Plant out in rows ten inches apart.

It is in best condition for use before it comes fully grown, even while quite small. Delicious flavor like cauliflower.

Early Vienna—Flesh white and tender.....oz. 30c

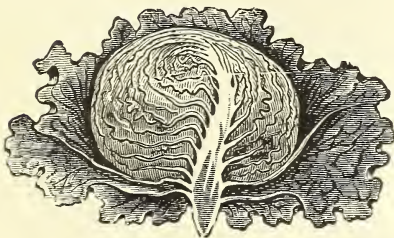


Vienna Kohl-Rabi

## LETTUCE

Package, 5c.

(One ounce will produce about 3,000 plants.)



Curled Lettuce

Sow in frames in February and March and in the open ground as soon as the ground can be worked, and thin out or transplant in rows nine inches to a foot apart. Sow every three weeks in succession during the spring and summer. In September and October sow the winter varieties in hot beds. Lettuce requires good ground and moisture in abundance; hoe carefully and keep weeds down. Often lettuce under glass is affected by green flies—three to four applications of Aphis Punk

will kill them, especially if the plants are not too large. If under hot-bed culture, sow tobacco dust with the seed.

Lettuce seed, particularly the Grand Rapids, is exceedingly sensitive to unfavorable conditions for germination, especially when sown in the house and gardeners often fail to get satisfactory results from the seed which is of good vitality.

In order to get good germination the seed should be sown in light soil and great care taken not to cover too deeply— $\frac{1}{4}$  inch of soil being abundant covering. After planting, care should be taken that the seed is not killed by letting the soil dry out and equal care taken that the soil is not packed and crusted over the seed by too heavy watering. oz.  $\frac{1}{4}$  lb.

Big Boston—Especially adapted for greenhouse culture and valuable for market gardeners .....	15c	40c
May King—New, extra large round, solid head, green outside, with clear, yellow heart, of fine flavor and splendid forcing.....	15c	40c
Wonderful—Large white head resembling cabbage, very solid, crisp, rich and tender .....	20c	50c
Hanson—A standard, heads very large, solid, tender and crisp.....	15c	40c



**LETTUCE—Continued**



Curled Simpson Lettuce

	oz.	¼ lb.
<b>Simpson</b> —Black seed for forcing and outdoors .....	15c	40c
<b>Grand Rapids</b> —This grand forcing variety stands more neglect in the way of watering and ventilating than the black-seeded Simpson. It is of handsome appearance, a strong grower and will keep from wilting longer than other. Its upright habits admits of very close planting.....	15c	40c
<b>Iceberg</b> —Large, solid, curled heads, yellow heart, crisp and tender.....	15c	40c
<b>Black Seeded Butter</b> —Large, yellow heads.....	15c	40c
<b>Brown Head and Curled</b> .....	15c	40c

**LEEK**

(Two ounces to 100 feet in row)

Sow very early in the spring, in drills 6 inches apart and ½ inch deep; thin out to one inch apart. When seven inches high, plat out in rows eight inches apart and as deep as possible, so as not to cover the young center leaves. Water thoroughly, if dry weather when planted out; draw earth up to them as they grow; requires very rich soil.

<b>Large Rouen</b> —A very large growing sort.....	oz.	40c
<b>Large Musselburg</b> —For winter use .....	oz.	40c

**MUSK-MELON**

(One ounce to seventy hills, two pounds for an acre. **Package, 5c.**

Plant late in spring, in hills five feet apart; ten seeds in a hill; draw soil up around the stems and top their points to make them branch when they begin to run.




Warm, light, but rich, sandy soil suits them best. Dust a little soot or recently burned wood ashes on the plants when up.

	oz.	¼ lb.
<b>New Burrell Gem</b> —With Golden meat, spicy, sweet and one of the best sellers .....	15c	40c
<b>Golden-Lined Rocky Ford</b> —Delicious, flesh thick, fine grained and sweet; color green, with a gold margin next the seed-cavity; slightly oval and heavily netted.....	15c	40c
<b>Defender</b> —New or regular even size and finely netted; about seven inches in length; flesh bright orange, thick, crisp, melting and splendid flavor.....	15c	40c
<b>Selected Rock Ford</b> —This is a popular green fleshed, medium sized melon, of delicious flavor.....	15c	40c
<b>Salmon Tinted Pollock No. 10-25</b> —Rust resistant, meat very fine texture, deep and firm. Color of meat green one-half the depth from the rind, the remaining one-half, rich salmon giving an attractive appearance. Netting closely laced and interlaced, uniform in size, making it a good shipper.....	15c	40c
<b>Tip Top</b> —Grown to good size; slightly oval, sweet, juicy, yellow flesh.....	15c	40c
<b>Hackensack</b> —Extra early, large round, green flesh, productive and of good quality .....	15c	40c
<b>Emerald Gem</b> —Small, extra early, smooth ribbed, dark green skin, orange flesh, quality first-class.....	15c	40c
<b>Osage Selected</b> —Large green skin, cocoon shaped, salmon flesh, very fine.....	15c	40c
<b>Banana</b> —Long, slender, salmon flesh, white and light green.....	15c	50c
<b>Improved Orange Christiana</b> —Round, flesh dark yellow, very thick and of delicious flavor .....	15c	50c
<b>Citron</b> —Red and green seed, for preserves.....	10c	

## WATER MELON

Package, 5c.

**Culture**—Form large and well-drained hills of rich earth, avoiding the use of fresh manure in such a way as to cause the plant to dry out under the hot sun. On this hill plant the seed as soon as the ground is warm and dry, and carefully protect the young plants from insects, and hasten their growth by the use of liquid manure.



**Kolb's Gem Water Melon**

<b>Phinney's Early</b> —Very early; flesh deep red and superior quality .....	oz.		lb.
		10c	75c
<b>Fordhook Early</b> —Very early, medium size, short and blocky, dark green, thin rind, flesh bright red and sweet.....		15c	\$1.25
<b>Kolb's Gem</b> — Largest, most productive and best shipping melon in cultivation.....		10c	75c
<b>Halbert Honey</b> — Skin dark green; flesh crimson; very sweet. Fine for planting in the North.....		10c	75c
<b>Peerless, or Ice Cream</b> — The best dark green, bright red flesh; very sweet, fine shipper.....		10c	75c
<b>Kleckley Sweets or Monte Cristo</b> —Exceedingly sweet and fine flavored; dark green skin; thin rind; flesh scarlet, solid and firm; long.....		10c	75c
<b>Jumbo Sugar Boy</b> —Choice, very large, solid red flesh.....		20c	
<b>Florida Favorite</b> —Improved Rattlesnake, superior sarain.....		15c	75c
<b>Cuban Queen</b> —Early, solid and heavy skin marked regularly and excellent quality .....		10c	75c
<b>Sweet Heart</b> —Very large, light green skin, fine quality.....		10c	75c
<b>Alabama Sweet</b> —Large and long; firm, dark green, striped rind; flesh bright red, delicious flavor, and good shipper.....		10c	75c
<b>Irish Grey</b> —A high quality, good shipping, new watermelon from the South. It is of the popular long shape, and has a distinct color—a mottled greenish grey. The rind is thin and very tough. As a shipper it is equal to the Tom Watson. Quality is the very highest, sweet, flesh red and crisp (free from stringiness). The plants are vigorous and bear much longer than other sorts, producing fruits when other varieties have died out .....		15c	\$1.25

### SPECIAL PRICES ON LARGE QUANTITIES

## MUSTARD

(One ounce to 50 feet row.) Package, 5c.

Sow thickly during April and early May in shallow drills.	oz.		lb.
<b>White English</b> .....	10c		75c
<b>Ostrich Plume</b> .....	10c		75c
<b>Giant Southern Curled</b> .....	10c		75c

## ONION

Two ounces to 100 feet of row; 4 pounds to the acre

First-class Onion seed can never be low in price when counting labor and expense of producing good and reliable seed.

Land of a sandy loam, with light mixture of clay, is easy to work and produces good crops; particularly if it has been worked two years previously in hoed crops kept free from weeds. Have the land heavily manured and plowed the fall previous. In the spring as early as the ground can be worked, give it a thorough dragging, after which rake. Stretch the lines perfectly straight in marking and sow your seed.

Procure good seed, no matter what its cost is, for without it all your labor will be lost. It requires three to four pounds of seed to the acre. If large onions are wanted sow thin.

After the seed is up it is of great importance to keep the weeds down; if that is not done at an early stage when weeds appear, the crop will surely be a failure.







## ONION SETS

Red Bottom Onion Sets, raised from seed.  
 Yellow Bottom Onion Sets, raised from seed.  
 White Bottom Onion Sets, raised from seed.  
 Red Top Onions. Shallots. Garlic.

Price on Application.

**ALL OUR ONION SEED IS OF LAST YEAR'S GROWTH AND SHOULD NOT BE CONFOUNDED WITH CHEAP AND OLD SEED.**

	oz.	$\frac{1}{4}$ lb.	lb.
Large White Globe—Southport strain.....	25c	75c	\$2.00
Large White Portugal—Mild and delicious flavor. It is the most extensively grown for growing sets of fine quality, and salable.....	20c	60c	1.75
White Silver Skin .....	20c	60c	1.75
Large Red Wethersfield—A good keeper.....	20c	50c	1.50
Large Red Globe—Southport—Southport strain, good keeper.....	15c	50c	1.50
Yellow Globe Danver—Standard sort, a good keeper; oval.....	15c	50c	1.50
Large Yellow Globe—Southport, extra fine strain.....	15c	50c	1.50
Large Yellow Globe, or Prize Taker—Light yellow, of enormous size.....	20c	60c	1.75

### SPECIAL PRICES ON LARGER QUANTITIES

The sowing and growing of this valuable and remunerative crop used to be an extremely tedious and laborious business, but since the introduction of the Hand Drills and Cultivators—of which we have the largest and most improved patterns—it is comparatively easy to raise a large crop at moderate expense.



#### New Method of Raising Onions

Of late eastern onion growers employed a new way of raising large crops of onions with success. This mode is to sow the seed carefully from March 1st to 15th, in warm beds in drills one inch deep and three inches between the rows. In about four weeks the plants will be about the size of a lead pencil and ready to set out in well prepared soil, in straight lines from three to four inches apart and twelve inches between the rows. Have the tops and roots somewhat shortened by cutting so you get

a stiff plant. In this way plants are easier to handle and stand more erect in the row.

## OKRA

Package, 5c.

(One ounce 40 feet row)

Sow late in spring after the ground has become warm, in drills three feet apart in rich manured land. Thin out from six to nine inches.

Dwarf White—Early an dproductive.....oz., 10c



Moss Curled Parsley

## PARSLEY

Package, 5c.

One ounce to 150 feet row.)

Soak the seed a few hours in warm water. Sow in spring in drills one foot apart. To preserve in winter, transplant in a light cellar or cold frame.

	oz.	$\frac{1}{4}$ lb.
Moss Curled .....	15c	50c
Plain Leaved .....	15c	50c



## PARSNIPS

**Package, 5c.**

(Five or six pounds to the acre.)

Sow during spring in drills one inch deep, and when three inches high, thin out from six to eight inches apart in the row; hoe often, soil should be rich and deep. May be left in the ground over winter and dug in the spring as required. Even fresh seed is sometimes hard to germinate. In dry weather have soil well firmed after sowing.

**Hollow Crown**—Best for general use.....oz., 10c;  $\frac{1}{4}$  lb., 25c; 1b., 85c

## PEPPER

**Package, 5c.**

(One ounce will produce about 1500 plants.)

Sow in hot-beds in March, or in open ground in the latter part of April in light, warm ground; when three inches high, transplant to 18 inches apart each way; hoe frequently. Seed is slow to germinate, and requires a good warm hot-bed. Pepper plant can also be grown in small pots.



**Ruby King Pepper**

**Sweet Perfection**—Very productive quality, the very best, being free from pungency and sweet and delicious to a degree not known before.....50c

**New Chinese Giant**—Of recent introduction, is undoubtedly the largest and sweetest pepper ever offered.....50c

**Giant Crimson**—Early in maturing, plant growing extremely large size, claimed to be larger than Chinese Giant. Color deep green when young, and deep crimson when matured flesh thick, sweet and mild .....50c

**Ruby King**—Mild and one of the best, 4 to 6 inches long and 3 to 4 inches thick .....50c

**Mountain Sweet**—Large, mild flavor used for pickling.....50c

**Large Bell, or Bull Nose**—An early variety; rind thick and fleshy.....50c

**Cayenne**—The variety of Commerce, long, narrow pods; pungent.....50c

**Celestial**—A Chinese pepper; at first fruit is yellow, and after fully matured becomes a deep scarlet, especially fine for Christmas decoration.....50c

## PUMPKIN

**Kentucky Field**—Large, round, salmon color, especially for stock feeding; hardy and prolific .....30c

**Connecticut Field**—Grown in corn-fields for stock.....30c

**Large Cheese**—Flat; one of the best varieties for family use.....50c

**Japanese Pie**—Similar to the Cushaw, fruit matures early; meaty and of first quality; seed is curiously marked.....\$1.00

**Small Sugar**—A small, sweet, delicious variety of deep orange color; prized highly for making pies ..... 1.00

**Quaker Pie**—Pear shaped, rich flavor, and good keeper..... 1.00

**Tennessee Sweet Potato**—Bell-shaped; thick, white flesh; fine for pies..... 1.00


**Mammoth King**—Grows enormous size.....10c oz.

## RADISH

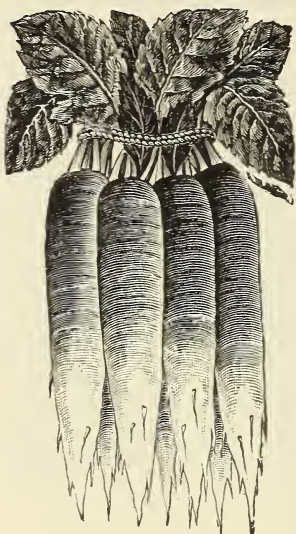
**Package, 5c.**

(One ounce to 100 feet drill.)

Sow in a sheltered spot as early as the ground can be worked, and every two weeks until summer; then commence planting the summer varieties. The winter sorts should be sown in August. A light, rich soil suits best. It should be borne in mind that Radishes must have plenty of room, otherwise they will be tough and wormy. Slightly sprinkling of salt is beneficial.

RADISH—Continued

<b>Cooper's Sparkler</b> — Carmine, scarlet half oz. white tipped, fine for forcing and open ground .....	1b.	\$1.00
<b>Deep Scarlet, Turnip Forcing</b> — Short top, crisp and handsome.....	10c	1.00
<b>Non-Plus Ultra</b> —Extra early, scarlet forcing .....	10c	1.00
The above kinds mature in about 25 days.		
<b>Scarlet Turnip</b> —Very early .....	10c	85c
<b>Scarlet Turnip, White Tip</b> —Very early, for hot-beds and outdoors.....	10c	85c
<b>Vick's Scarlet Globe</b> —For forcing and best for open ground .....	10c	85c
<b>Hailstone</b> —Pure white, sweet, earliest of all.....	10c	85c
<b>Crimson Giant Forcing</b> —An entirely new type, growing more than double the size of other forcing varieties without becoming pithy or hollow. The radishes run from six to seven inches in circumference, and yet remain firm and crisp. It is equally well adapted for forcing or outdoor cultivation .....	15c	1.00



<b>Rice's Saxa</b> —The earliest of the forcing radishes. Round, bright scarlet and with the smallest possible top. We have an excellent stock of this radish and can highly recommend it .....	10c	1.00
<b>Long, Bright Scarlet</b> .....	10c	
<b>Icicle</b> —The name is given in allusion to the shape and the transparent whiteness of the root. The leaves are short. It is the first long, white forcing radish yet introduced.....	10c	85c
<b>Golden Globe</b> — Popular Market Gardeners' sort .....	10c	
<b>Chartier</b> —Long, scarlet, white tipped.....	10c	1.00
<b>White Long Strassburg</b> .....	10c	85c
<b>Large, White Round Stuttgart</b> .....	10c	1.00
<b>China Rose</b> —For fall and winter.....	10c	1.00
<b>California Mammoth</b> — Very large winter		
<b>Black Spanish</b> —Long .....	10c	1.00
variety .....	10c	1.00

SALSIFY OR VEGETABLE OYSTER

(One ounce 50 feet row.)

When cooked forms a substitute for oysters, as the flavor is very similar.

Sow early in spring drills, one foot apart, one inch deep, and thin out to 4 inches in the row; keep clean and cultivate the same as parsnips. To leave them in the ground during the winter will not injure them. oz.  $\frac{1}{4}$  lb.

**Mammoth Sandwich Island**—A large and superior variety.....15c 40c

SPINACH

Package, 5c.—12 lbs. to an acre.

Sow half an inch deep and a foot between the rows; thin out to eight inches; as soon as frost is out of ground, hoe frequently to prevent the plants from running to seed. For winter crop sow latter part of August or September. Lay straw between the rows at approach of winter, and very thinly over the leaves.



**SPINACH—Continued**



	oz.	lb.
<b>Round Leaf</b> —Generally preferred for spring sowing.....	5c	50c
<b>Bloomsdale, Savoy-Leaved</b> — A productive variety, quite hardy....	5c	50c
<b>Long Standing</b> — The longest standing before running to seed, and consequently one of the best varieties .....		50c
<b>Prickley</b> .....	10c	75c

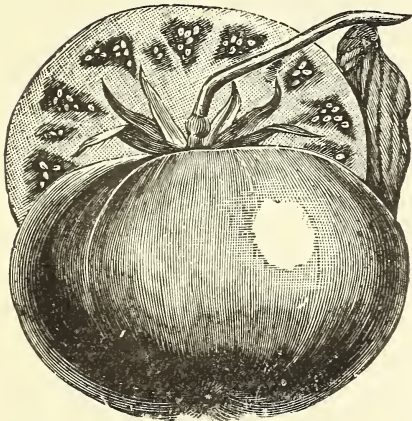
**SQUASH**

Plant in hills in the same manner and at the same time as melons, the bush four feet and the running kind 6 to 8 feet apart.  
 Squash cannot be planted with any degree of safety in the middle or northern states before the middle of May, as they are extremely tender and highly sensitive to the action of bad weather.

	oz.	lb.
<b>White Bush, or Scallop Summer</b> .....	15c	\$1.25
<b>Improved Large Summer Crookneck</b> .....	15c	1.25
<b>Delicious</b> —Green skin; orange flesh, fine-grained, sweet and dry.....	15c	1.50
<b>Boston Morrow</b> —Oval, bright orange; flesh yellow and fine.....	15c	1.00
<b>Warted Hubbard</b> —A general favorite for late use, and of superior quality.....	15c	1.50
<b>Sibley's or Pike's Peak</b> —One of the finest winter varieties; thick, bright orange flesh .....	15c	1.50
<b>Ford Hook</b> —Excellent keeper through the winter, of finest quality and good for all purposes .....	15c	1.50
<b>Essex Hybrid</b> —A good fall and winter sort; fine grained, rich flavor; very prolific .....	15c	1.50

**TOMATO**

(One ounce will produce about 2500 plants.)



**Buckeye State**

½-ounce in hot-bed 6x4 feet

Sow in hot-beds in February and March and transplant in open ground when the weather becomes warm and settled, or sow in open ground in May, and transplant when plants are six inches high, four feet distant from each other; soil should be made light and rich. By transplanting plants into pots fruit may be had several weeks earlier, and pinching off the small tips will hasten the ripening considerably. The plants, before setting out, ought to be hardened until the stalk gets to be red. Should the plants be long and slim, put them in slanting. Old manure should be used in the soil.

Our Tomato Seeds are unequalled for their purity and fine quality, are saved from choice, selected fruit. oz.

<b>John Baer</b> —Early, brilliant deep red color, smooth, no core, almost free from seed, delicious flavor, solid, meaty, uniform size and ripens even to stem. Perfect shipper and remarkably free from light Package 10c each.....	40c
<b>Stokes' "Bonny Best"</b> —As early as the Earliana, enormously productive, uniform size, splendid shape, strong vine, plenty of foliage, beautiful scarlet and a good shipper .....	40c
<b>Sparks' Earliana</b> —Claimed by the producer to be the earlier large tomato in the world. Color bright red. The seed we offer is grown from the original stock.....	40c
<b>Chalk's Early Jewell</b> —Very fine new sort; large, solid, smooth, bright red, similar to Stone, but earlier.....	40c



### TOMATO—Continued

- New Stone Dwarf**—Has the same good characteristic of the Stone Tomato, valuable for its dwarf habits.....40c
- The Stone**—One of the best introduced for years. It is very large, perfectly smooth, and of a fine, bright scarlet color.....30c
- Londreth's Red Rock**—Earlier than the Livingston Stone, extraordinarily solid, smooth as an apple, red as it is possible to be. No sort is its superior in texture or flavor. A heavy producer and an excellent shipper. Recommended especially to the gardeners and planters, factories for canning as very showy and productive. One of the finest large, red, smooth tomatoes.....40c
- \*Early Detroit**—The largest and best of the early, purplish pink tomatoes; larger than Acme and earlier maturing than Beauty; an exceptionally valuable addition to this class. A splendid shipper.....40c
- Matchless**—Bright red; solid, immense yielder; one of the best for canning.....30c
- \*June Pink**—A very early market sort; smooth and of a bright pink color, medium size .....40c
- \*Dwarf Champion**—Distinct foliage, grows compact and upright; fruits early and is quite popular.....40c
- \*Livingston's Beauty**—Purple; regular in form, good shipper.....40c
- Buckeye State**—Purple, very large, solid .....40c
- \*Ponderosa**—The largest variety under good cultivation.....50c

### TURNIP

(One ounce to 200 feet row; 1 pound to an acre.)

For early use, sow as early as the ground can be worked. Rutabaga and other kinds for winter, sow in July and August. Much larger crops are obtained, particularly of the Rutabagas, by cultivating in drills 18 inches apart. The first three named sorts are best for early sowing.



- |   | oz. | lb.    |
|---|-----|--------|
| <b>Extra Early White Milan</b> —A new and valuable variety .....              | 15c | \$1.25 |
| <b>Extra Early Purple Top Milan</b> —One of the early varieties .....         | 15c | 1.25   |
| <b>Purple Top Strap-Leaf</b> —One of the best varieties for general use ..... | 10c | .75    |
| <b>Red Top Globe Shaped</b> — A standard late sort for market and table ..... | 10c | .75    |
| <b>Improved Rutabaga</b> —Good for table or stock, hardy and prolific .....   | 10c | .75    |
| <b>Snowball</b> —Small and of rapid growth.....                               | 10c | .75    |
| <b>Cow's Horn for Stock</b> .....   | 10c | .75    |
| <b>Rutabaga, Thornburn Family</b> —Fine-grained and best quality.....         | 10c | .75    |
| <b>Seven-Top</b> —For greens .....  | 10c | .75    |

### TOBACCO SEED

- |   | Paper | oz. |
|---|-------|-----|
| <b>Connecticut Seed Leaf</b> —One of the best and surest for this latitude.....           | 5c    | 50c |
| <b>White Burley</b> —Favorite for plug and smoking.....                                   | 5c    | 50c |
| <b>Havana Leaf</b> —Thin and fine texture .....   | 5c    | 50c |
| <b>Yellow Pryor</b> —An old reliable variety, succeeds where other yellow sorts fail..... | 5c    | 50c |

### HERBS

Herbs are available for culinary and medicinal purposes. They are easily grown, and when preserved by drying are ready for use at any season of the year. Sow in spring as soon as the weather is warm, and thin out as the plants grow up; or, the seed may be sown under the glass, and the young plants afterwards transplanted to their respective bed. The perennial kinds should occasionally be divided and transplanted in spring. Those marked with a \* are perennial, and preserved for years. As most of these seeds are small and fine, they should be covered very slightly.

- |           |             |            |
|-----------|-------------|------------|
| ANISE     | FENNEL*     | HOREHOUND* |
| BALM*     | HYSOP       | SAFFRON    |
| BASIL     | HOREHOUND*  | SAGE       |
| BORAGE    | MARJORAM*   | SAVORY     |
| CARAWAY*  | MARSHMELLOW | TANSY*     |
| CORIANDER | ROSEMARY*   | THYME      |
| DILL      | RUE*        | LAVENDER   |


## BIRD SEED

Our mixed bird seed is put up according to the best formula for the health of the birds; selected the cleanest and choicest seeds. Ask for prices.

CANARY, HEMP, RAPE, SUNFLOWER, BIRD GRAVEL

## POTATO

**Culture**—In order to have the best success in growing potatoes, and to secure a healthy, vigorous growth, and a crop free from rot, it is necessary to plant as early as the ground can be made ready. Select a rich soil, and plant in rows 3 feet apart and the sets one foot in the rows. To kill the young weeds, run a light steel-tooth harrow over the field lengthwise of the rows. This will allow the crop to get the start of the



weeds, besides breaking up all lumps and leveling the ground ready for the cultivator. If wood ashes and plaster can be procured, sow a good dressing over the field after the potatoes are up. If a **very early crop** is desired it will be necessary to **sprout** the potatoes before planting. Cut the potatoes into pieces of any size desirable, and place in a warm, light room, from four to six weeks before required for planting in the open ground. During this time shoots will start out strong and vigorous, so that, as soon as planted, they will send out roots and grow much more rapidly than those treated in the ordinary way. Another method is to place the sets in a hot bed two weeks before they are wanted, and then lift carefully and set out on fresh horse dung, so that the heat will cause them to start at once. If the Colorado potato beetle makes its appearance, the vines must be dusted with Slug Shot, or dissolve a tablespoonful of Paris Green in a pail of water and apply same with a forcing pump or sprayer.

**Scab**—In regard to dipping of the seed potatoes for scab, the most desirable method is to soak the tubers before cutting for two hours in a solution made up by mixing one pint of 40 per cent formaldehyde with 30 gallons of water. This preparation can be placed in an ordinary 50 gallon barrel. The best way to dip the tubers in it is to first place them in a sack. After they have been soaked for two hours, they must be removed and cut and planted right away or spread out to dry. With tubers which are becoming fairly well sprouted, it is desirable, although not necessary, to dip them a week or two before planting. One 30 gallon mixture will treat about 30 bushels of potatoes, after which it should be dumped out and a new mixture prepared. To dip large quantities of potatoes in this manner, as many barrels may be kept going as needed.

**The New Bliss Triumph**—This variety is quite popular; tubers of moderate size; color beautiful red. One of the best sorts for early market. Some growers claim that they are the earliest of all.

**Red River Early Ohio**—This earliest of all varieties, justly belongs at the head of the list; because no variety will mature as early. Some very good early sorts will give eatable size potatoes about as early, but their tops will be green for days after Early Ohio has died. It is the most profitable early market variety.

**Irish Cobbler**—White netted, early, splendid quality. Eyes strong and well developed; flesh cream white, of excellent quality. Ripens one week later than Ohio. Especially suited for dry climates on account of its deep roots. It is fast becoming the most popular of the early varieties.

**Everitt's Early Six Weeks**—Considered earliest of all potatoes.



## MUSHROOM SPAWN

Is easy of culture and satisfactory in results. Send for planting directions.



## SELECTED FARM SEED

To our farmer friends we would particularly impress the fact that our field seeds are fresh thoroughly cleaned, and of high germinating qualities. Our customers are all aware of that and always give us the preference. They know that pure and clean seeds give satisfaction to both buyer and seller.

On account of fluctuation of the market prices, prices cannot be given on Grass Seeds, Clover, Grain, Etc.—Prices on Application.

### GRASS SEEDS

The best means of improving meadows, pastures and laws is to sow a sufficient variety of grass seeds, and we trust our customers will give some of the kinds a trial in connection with Timothy, which by many is believed to be about the only grass to be sown for hay.



Rye Grass

**Timothy**—Decidedly the best grass for hay. Sow one peck per acre.

**Orchard Grass**—Valuable for grass and hay, grows in all dry and shady places; sow from 10 to 20 pounds per acre.

**Red Top**—A valuable permanent grass for meadows and pastures; grows in almost any soil, moist or dry; sow 10 pounds per acre, clean seed. In short, buying cheap seed, money is wasted by sowing, that will not bring returns for the labor.

**Kentucky Blue Grass**—Best pasturage grass for our soil and climate. It is most valuable for lawns, yards, etc., combined with some white clover. For pastures, sow 20 pounds, and for lawn 50 pounds of clean seed per acre.

**English Rye Grass**—Is the staple grass of Great Britain, entering largely into the composition of many of the richest meadows and pastures. Its natural adaptation to almost all cultivated soils, and its early maturity are the reasons it has hitherto been so extensively cultivated in preference to many other equally nutritious sorts.

**Italian Rye Grass**—One of the most valuable grasses in Europe, being equally suited to all climates.

### CLOVER SEEDS

Clover, and in fact all Leguminous Plants such as Cow Peas, Soja Beans, Vetch, Etc., is a blessing to recuperate worn-out land which needs nitrogen furnished by the air. If your land is sour, correct by sowing lime.

In purchasing clover, as well as any other seed, always buy the best quality that is possible to procure; although the price may seem high, it is much cheaper than buying a poor quality at a low price. The low price seeds are usually badly cleaned, of poor germination and very often contain weed seeds of other plants.

**Red Clover**—Will succeed in any soil; sow 6 to 8 pounds per acre.

**Alfalfa or Lucerne—Clover**—Is perennial and lasts from 8 to 10 years; the roots penetrate from 10 to 15 feet into the ground. For a permanent meadow it does best on alluvial soil. Sandy loam with a porous underground, so that water passes off rapidly, is preferable. **Hard pan and wet underground is fatal to the plant.** As a hay crop it has no equal, and the feeding value of number one alfalfa is equal to bran at \$17.00 per ton. It should be sown here from the 15th of August to the 10th of September. Plow the ground some time previous, making a fine but not too deep seed bed. Sow from 15 to 20 pounds per acre, and run the smoothing harrow over once or twice. In spring it may be sown in April after severe frost is past, but in doing so you have weeds to contend with, and which may smother the young weak plants. In this case mow the weeds when they are 6 to 8 inches high and not remove them, but let them lay on the ground. A thick stand is desirable, otherwise hay will be too coarse. Cure Alfalfa hay as you would Red Clover, and save all the leaves possible. It may be cut three times during the season. It is claimed by many agriculturists that Alfalfa does best on a former Red Clover field on account of containing the **needed bacteria**.

The Alfalfa we have in stock is of the very best and purest quality, free from obnoxious weeds, which you will find universally in cheap seed. **Sow Alfalfa by itself.**



## CLOVER SEEDS—Continued

**Alsike, or Swedish Clover**—Perfectly hardy, does not heave in winter or spring from frost; stands drouth well, and in many respects superior to common red clover. It affords a large return of hay; is excellent for soiling and unsurpassed for the honey bee. When the plant is once established it will remain for many years in full vigor. Is at its best in a moist situation and alluvial bottom soil. It is much liked by cattle, and well suited to land liable to wash, for reason of its long and spreading roots holding the soil. It certainly would pay any farmer to try it. Alsike also produces a valuable and heavy crop of seed. Sow 5 to 6 pounds to the acre.

**Crimson Clover (*Trifolium Incarnatum*)**—An annual with bright scarlet flowers, largely grown in our southern states for improving the soil by turning under. It makes a very valuable crop for soiling and pasturage. Sow 20 pounds per acre in late or early fall.

## MILLET

**German Millet**—This variety is not so early as the common Millet, but yields much larger crops. Sow 25 pounds per acre.

**Common Millet**—Sow from May 1st to June 20th for seed, or until the last of July for hay. Sow 25 lbs, per acre.

**Hungarian**—A valuable forage plant. Cultivate same as Millet. Sow 25 lbs. per acre.

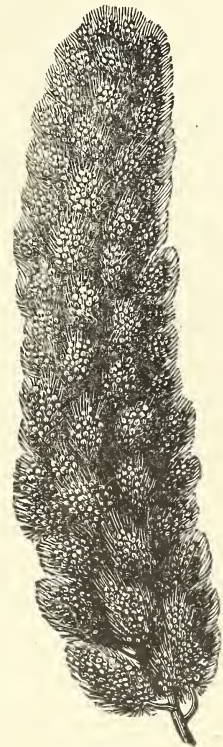
**Sorghum**—Is a wonderful plant. It can be grown to provide cane for making syrup in every state of the Union. It is one of the best soiling foods we have. It furnishes fodder of an excellent quality for live stock, such as cattle, sheep, swine, when fed in autumn or winter. It is one of the best forage plants that we have.

The seed also can be turned to good account as food for all kinds of domestic animals kept upon the farm. It is principally best adapted for summer pasture; it strikes its roots deep, thus furnishing an abundance of succulent pasture at a time when it can not be obtained from any other source. After being cut off it has the power of sprouting up again. The fattening or milk producing properties are of high order. It is sown right after corn planting as late as the middle of July for pasturage. It takes from 40 to 50 pounds—broadcast—per acre and if drilled, half that amount; for molasses, four to six pounds.

**Kaffir Corn**—(Non-Saccharine)—Has a nupright habit of growth, not quite so high as sorghum, hence it is more easily handled in its sheaf. The leaves are large, long, fairly numerous, and they usually retain much of their greenness for some time after maturing of the seed, which is in abundance. It succeeds well in ordinary corn land, and even prevailing drouth does not hinder to harvest a good crop of great value for feeding and grazing. Like sorghum, it is continually sprouting up again. The seed is much liked by poultry. It takes about 20 pounds of seed drilled in, which is preferable to broad-casting. This is particularly the fodder for dry seasons.

There is no better or more wholesome food for young pigs than Kaffir Corn Seed when cooked.

**Dwarf Essex Rape**—Is beyond all question one of the most useful fodder plants that has yet been introduced into the United States, and so it is likely to continue through all time. It is easily grown and possesses remarkable fattening properties for sheep, swine and cattle. Rape requires a rich, moist, loamy soil; such that will produce good crops of turnips, cabbage, wheat and corn, will suit rape. If the seed is sown the latter part of June it can resist the drouth and the crop will be ready when it is most needed. It also does well when sown with oats. After the oats are cut the rape grows rapidly. It is especially adapted for a catch crop, succeeding well when for any cause other crops have failed. It is like the turnip, making its growth late in the season. It can be sown in the stubble and will make an excellent pasturage in the fall. In putting in cattle or sheep precaution should be taken to prevent them eating too much and getting bloated. After they get used to it there is no further danger. It may be sown from April to August. Any farmer may find a corner to sow some for experiment. Sow from four to six pounds per acre.



Millet

## WHITE SWEET CLOVER

(*Melilotus Alba.*)

White Sweet Clover or Bokhara Clover, as it is also called, is a hardy biennial plant, erect and branching in growth. It starts up very early in the spring, and in its second year it reaches a height from 5 to 12 feet, blooms, matures its seed and dies. However, there is usually enough seed scattered to reseed and the crop is continuous unless cut before the seed ripens. When young, the plants resemble Alfalfa very closely. Sweet Clover has a peculiar bitter taste and the flowers and leaves a sweet vanilla-like odor, by which it is easily distinguished.

It seems to grow in all climates and with little regard to the character of the soil. It is found growing in gravel-pits, heavy clay soils and sometimes in almost pure sand. Nor is it particular as to moisture. It stands more dry weather than Alfalfa, yet is often found growing in low wet soils.

It sends its roots to a great depth. It is a legume like Red Clover and Cow Peas and like these plants has the faculty of extracting nitrogen from the air and storing it up in the roots, thus fertilizing the soil for the use of succeeding crops.

It is a valuable forage crop; while some animals refuse it at first because of its peculiar taste and odor, they soon learn to like it and thrive on it. In food value it does not differ greatly from Alfalfa. The crop may be pastured closely and there is little danger of bloating. For hay it should be cut just as it is coming into bloom and is handled in much the same way as Alfalfa. A second cutting can usually be secured 40 to 60 days later, if not pastured. It is also used to some extent as an ensilage crop put into the silo and fed successfully in this way.

It is an excellent plant for bee pasture, as it blooms continuously from June to October. It is not troublesome in cultivated fields and can usually be destroyed by mowing in full bloom.

The seed may be sown on the bare ground during the winter, with spring grain crops during March, or on well prepared ground during April and May. It requires a firm seed bed with just enough loose soil on top to cover the seed. About 15 pounds of clean hulled seed are required for an acre.


## SUDAN GRASS

Sudan Grass was introduced into the United States in 1909 from Sudan under the name of Garawi. One-half pound of seed was received and the results were so very promising that plans were immediately made for testing it out thoroughly in all parts of the United States. As a result of these tests the Department of Agriculture reports that Sudan Grass will be of greatest value in the central states, and especially in the parts of Texas, Kansas, Oklahoma, Nebraska, and Colorado that are deficient in rainfall. These dry regions have no other satisfactory hay crop and Sudan Grass will be of immense value there.

Sudan Grass is strictly an annual and dies each year like Millet and must be seeded again each spring. This makes it fit admirably into any system of rotation, and while it does not benefit the soil like legumes it does afford a change in crop and this is a good thing for the soil. Sudan Grass is tall, reaching a height of from seven to nine feet. The stems are very small and are rarely thicker than a lead pencil. The plant stools wonderfully and produces under favorable conditions as many as 100 stalks from a single root.

Seeded in rows 36 to 42 in ches apart, 2 to 3 pounds per acre of good seed are sufficient. In rows 18 to 24 inches apart 4 to 6 pounds, and drilled or broadcast 16 to 24 pounds per acre are required.

**Harvesting**—Sudan Grass is easy to cut with a mower and cures readily, so that the haying process is much the same as that of Millet or any other hay grass. Where it is harvested for seed and ordinary grain binder is best suited for handling the crop. When cut for hay it is best to cut after full in bloom, so that it will have as much time as possible for a second growth. After cutting it renews its growth promptly when moisture conditions are favorable, and in about 40 to 50 days another cutting is ready. The grass stools abundantly after first cutting and the second and third cuttings are very fine stemmed.



## SEED CORN

As it is early in the season, we cannot quote prices, but will do so later. We expect to have Boone Co. White, Iowa Gold Mine, Reid's Early Dent, Pride of the North, etc., etc.

## Forage and Miscellaneous Seeds

### CANADA FIELD PEAS

For Horses, Cattle and Sheep, Equal to Corn and Six Weeks Earlier

Canada Field Peas possess high feeding value; are valuable for soiling and fodder uses, and are also great fertilizers. They make good fodder for horses and colts, furnish excellent food for milch cows, and are good for building up dairy cows when out of condition.

Peas are superior to corn for pigs prior to the fattening season, and may be fed to them more freely; but in no instance should they form the sole ration before the finishing period begins.

When pea straw is well cured it is more relished by horses, cattle, pigs and sheep than the straw of wheat, rye, barley or even oat straw.

Peas sown with oats make an abundant pasture for sheep and cattle. When sown together, peas should be harrowed in about 4 inches deep, and oats then drilled in. Two bushels of peas will be required to the acre when planted alone. When planted in connection with oats or barley, one and one-half bushels of each to the acre.

Pea straw should be harvested before ripe, rather than when too ripe, and after being properly cured should be stacked or housed.

**Soja Beans**—The haulm is stiff and the pods are produced in clusters. Thrives well in hot and dry weather. It is planted at the rate of one-half bushel to the acre, in drills  $2\frac{1}{2}$  to 3 feet apart and cultivated like corn. It is highly recommended for green fodder, and is an excellent soiling plant. It contains more protein and nitrogen than any other plant known. In point of nutritive value it is unequalled and makes in connection with corn, as a number of our customers state, a "balanced ration" grows upon the farm, saving the farmers paying out cash in oil meal, bran, etc. Soja Beans should unquestionably be one of the staple crops with every farmer.

**The Cow Pea**—Is proving a blessing to the agriculturists of the United States. It is grown for forage, for enriching the soil, and for winter fodder. But its greatest value lies in its power first to grow in worn and poor soil, and second to renovate it. This recuperating power arises first, from the ability of this plant to gather the much needed nitrogen from the air by means of nodules or tubercles on the roots and store it in the soil; third, from the large amount of vegetable matter which it brings to the soil in its roots, and also in the vines when plowed under.

Without a doubt cow peas will produce more forage to the acre than any other plant; and for fattening sheep and hogs it has no equal. They do not touch corn as long as the pea vine lasts. Cow peas grow on land too poor for red clover, and are not affected so easily by heat or drouth. It makes poor land rich and good land more productive. If wanted for forage, plant in drills  $3\frac{1}{2}$  feet apart, or in corn after it is laid by; cut when forming peas and cure like clover, and if for fertilizing, one foot apart; turn under when in bloom. It is a sure cropper, much more so than clover. Have your soil well pulverized and sow from one to two bushels per acre about May 15th.



## Formation of Lawns from Seed

**T**HE ground should be thoroughly drained and well prepared. The ought not to be too rich, as the rapid growth is not wanted in the grasses of a lawn; but the surface should be as much alike in quality as possible. After sowing, the ground should be rolled and cross rolled, in order to press the seed firmly into the soil. The proper time to sow grass seed is from March 15th to April 15th. Seed also may be sown in the fall providing it is done early enough to secure a good strong growth before winter sets in. The sowing should be done when the ground is moist, or before an expected rain, cover lightly with soil; a subsequent rolling or firming the ground with a roller or heavy board is always advisable. **As to weed seeds in newly made lawns, it may not be generally known that many weed seeds actually lie dormant in the ground for five and six years and will germinate and make their appearance when the soil is turned up.** The annual wild grasses such as Crab Grass or Summer Grass must be pulled up by the roots before they ripen their seed in the fall. This is the only way to rid lawns of these pests. Rolling and dragging, however, should not be done when the soil is very wet.

**ROLLING**—As soon as the frost is out of the ground in the spring, the land should be gone over with a heavy roller. Winter frosts loosen the soil, and rolling is necessary to compress it again. If grass seed is to be sown, this should be done first and the rolling immediately afterwards. Frequent rollings are recommended.



**MOWING**—All turf-forming grasses are improved, both in vigor of root growth and in fineness of texture, by frequent mowings, but not before the grass is strong and firmly rooted. It is impossible to say just how often the grass should be mowed, as that depends upon the rate at which it grows. Too close cutting should be guarded against, however, especially during the hot summer months, when the roots require some top growth to protect them from severe winter frost. Mowing should therefore be discontinued in time to let the grass grow pretty long before the winter sets in. If watering is needed do it thoroughly.

### OUR SELECTED LAWN GRASS SEED

Contains, besides Bluegrass, a composition of the finest perennial or lasting grasses which will, in the shortest time possible, produce a beautiful, compact turf, enduring the summer heat and insure rich deep green sward throughout the season.

This mixture is absolutely free from obnoxious weeds, and no better can be offered by any Seed House.

**Bluegrass** sown alone perfects itself the second year after being sown.

Do not be sparing of seed. From 50 to 75 pounds to the acre, or one pound for 20x20 feet, is little enough. More seed is needed on poor soil than on that which is rich.

**For Shady Places**—We have a special mixture for this purpose.

Dock, Dandelion and Plantain, natural to the soil, spring up spontaneously; are most troublesome and should be watched and exterminated on appearance.

**Sour Dock**—Sometimes the soil of a lawn gets sour by too much shade; in this case an application of one-half lawn fertilizer and one-half lime is one of the best remedies.



## FLOWER SEEDS

Encouraged by the many flattering testimonials from our customers, we are offering a particularly large and fine assortment of

### Choice and Reliable Flower Seeds and Bulbs

Mostly our own importation and adapted to our climate.

NO OLD SEED OFFERED.

## BRIEF HINTS ON SOWING AND CULTIVATING

### READ CAREFULLY

**T**HE GENERAL RULE for sowing flower seed, as well as any other seeds, is to sow them at the proper **depth**, and the **depth at which they are sown should in every instance be governed by the size of seed itself.** As the sprouts of small seeds are naturally small, if sown deep as large seeds they will be either unusually long in starting, or more likely perish in the ground after starting, for want of sufficient strength in the young sprouts to force a passage through the soil. **Very small seeds, such as *Portulaca Campanula*, *Digitalis*, etc.,** should be merely sprinkled over the surface of the ground, after making quite smooth with the back of a spade, and barely covered with finely sifted, light mellow soil, and afterwards protected from the scorching sun and heavy rains by a cloth, mat or some green branches stuck around it.

In transplanting plants it is important to cut back branches and leaves, in order to secure thrift and good shape.

Another great object to be considered is the soil into which the flower seeds are to be sown. The soil best adapted for flowering plants generally is a light, friable loam, containing a sufficient amount of sand to render it porous. Deep digging and enriching with thoroughly decayed manure is the least that should be done. If the weather, after sowing, should be dry, it will be necessary to water the places where the seeds are sown with a fine watering pot, regularly, but slightly every evening, as it is essential that the seeds during the process of germination, should be kept constantly moist. From a neglect or oversight of this arise most of the failures. As the process of germination is shorter or longer in the different kinds of seeds, the patience of the cultivator is

often sorely tried with seeds of a slow germinating character. The patience of a devoted florist, however, never exhausts in these manipulations, and the certainty of his final success repays him fully for the little trouble.

Afterwards, when one or two inches high, the young plants can be removed on a rainy or cloudy, damp day to permanent positions; here the earth must be carefully prepared for their reception, being especially enriched by a previous application of very short, well rotted stable manure or compost.

In the after culture the most important matter is to keep the clumps well thinned, for crowding will defeat all other preparations, while space, which at first seems four times too much, will serve to develop robust plants, which by their ample leafage are well developed flowers; will amaze people not familiar with the conditions necessary to successful plant culture.

If **Worms** are found on the roots of **House and Pot Plants**, take half pound of fresh lime, dissolve it in one gallon of water. As soon as the lime is dissolved and its sediment settled, pour off the clear water and apply the same to the plant to saturate all the soil and repeat as often as necessary.

Too much and too little watering are both injurious to the plant. The only rule is, when the soil in a pot looks dry on its surface apply milk-warm water enough to saturate all soil in the pot, then wait until the soil looks dry again before applying more. Flowers bloom freely if plucked often.

Look out for insects, such as **aphis**, **red spider**, **scales**, etc. They multiply fast. For remedies and fertilizers see page 37.

Leaf Mould is Excellent Material for Sowing Fine Seed Successfully



# CHOICE FLOWER SEEDS

**Prices:** Unless Specially Marked, Price for Each Postage Paid  
Paper Flower Seed 5c;

Directions for Sowing are Printed on the Different Seed Packages

## Explanation of the Marks

"a" represents "annual," lasting one year; "p" represents "perennial," three or more years. A large number of Biennials and Perennials, is sown early, flower first season; "hh h," "half hardy;" "t" represents "tender."

Our packets contain twice the amount of good, reliable Flower Seed than the common trade papers.



Aster.

**Aster (hha)**—Seeds are saved from the finest double sorts. There is nothing finer than a bed of these in autumn. They need cool weather with a touch of frost in the air to bring out their colors. Seed should be sown in open ground in May to bloom finely in September and October, when the flowers are seen at their best. For earlier blooming sow under glass or special hot-beds in March or April. Sow seed one-half inch deep in rich, light soil. Transplant two and three times, eighteen inches apart each way. Do not use fresh manure. A small portion of unslacked lime or wood ashes keeps insects from the roots.

**Victoria, or Truffaut**—It produces the most beautiful and perfectly formed flowers of pyramidal habit and is also the best for culture. In colors and mixed. Paper 10c.

**Crego Giant Mixed**—A beautiful flower of largest size, with very large petals which are very attractively curled and twisted. Plant branching and very vigorous, with long, strong stems, very desirable for cutting. A mid-season sort, considered by many as decidedly the best aster yet produced. Package, 10c.

**Simple Branching**—A class of Asters useful for cut flowers; they are very large and double; borne on long stiff stems, and

the colors are clear and handsome. Price, per paper, 10c.

We also have fine mixtures in all colors. Per paper, 5c.

Vick's Branching, Vick's Royal, Vick's Rochester, Vick's Comet. 25c package.



AGERATUM  
PRINCESS PAULINE

**Ageratum (h h a)**—Exceedingly charming, free blooming bedding plants, and planted among Geraniums and Alyssums. For early blooming sow under glass. It is one of the few blue flowers which blossom all summer. Cover seeds lightly.

**Adonis (h a)**—Very pretty deep red; self-feeder.

**Alyssum (h a)**—For borders, edgings, baskets, pot, rock-work and for cutting we recommend a liberal use of this dainty little flower. In borders sow thickly so as to form masses, and quite early in the spring or even the previous autumn. For winter bloom sow late in August, and thin the seedlings to about a dozen for a good sized hanging basket. Cut back after the first flowers fade and others will come.



Alyssum



Brachycome.

**Brachycome** (h h a)—Swan River Daisy; should be started in hot-beds.

**Balsam** (h h a)—Most magnificent annual, producing masses of rich colors; transplanting has the tendency of making the flowers double.

**Baloon Vine** (h h a)—A pretty white climber, with green fruit.

**Delphirium or Larkspur** (h a) — Hand some for any garden; of easy culture; a rich loam will produce its finest plants and flowers of various colors.



Calendula

are producing in great profusion, and are strongly effective in beds, borders or back grounds.

**Calendula** (h a) — Hardy annual, about a foot high. The seed may be sown in open ground quite early in spring, and the bloom early in summer, and continue until late in the autumn. The flowers exhibit every shade of yellow from ivory to deep orange, are



Cosmos

transplanted. Plant not less than 1 inch apart in rows or in masses in beds. When the plants are about a foot high the tops should be pinched out to induce a bushy growth. They prefer a rather light, not too rich soil, but do well almost anywhere. They should be in every garden.

**Cosmos**—Lady Lennox.



Calliopsis

**Calliopsis or Golden Wave** (h a)—Fine showy plant; abundant in bloom and of bright colors; fine for cut flowers. Do not fail to have this beauty in your garden.



Candytuft

late in July for flowers.

**Columbine** (h p)—They are fine, early, free flowering, hardy, border plants, showy and ornamental. Every garden should have them.

**Canary.. Bird Flower..** (h h a)—A firm climber.

**Centaurea—Cornflower** (h a)—C. Cyan-



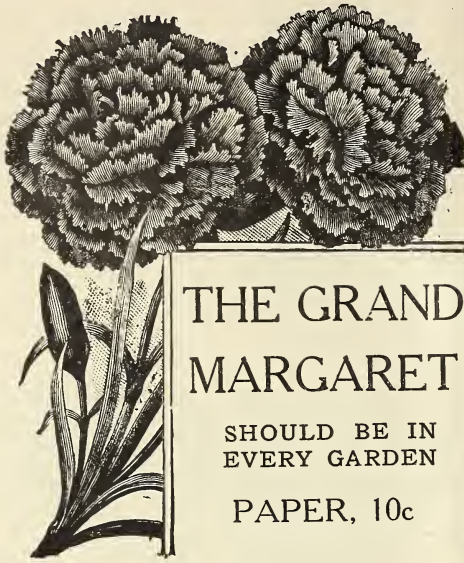
BACHELOR'S BUTTON

**Margaritae**—Pure white, 2½. across, exquisitely lacinated and delightfully scented; form stocky, well budded little bushes. A garden treasure, 1½ feet. Paper, 10c.

**Centaurea Americana Gigantea**—A giant-flowering Centaurea, with white or lilas-tinted blossoms fully four inches across. The petals are so constructed as to resemble rich lacework. Perfectly magnificent, and is a great favorite where it is known. It is rare, however, though one of the easiest of hardy garden flowers to grow. Extra fine for cutting and the flowers command a ready sale, 10c.

us, is also known as Blue Bottle, Ragged Sailor, Kaiser Blumen, and sometimes as Bachelors Button. These plants of hardiest nature and simplest culture and esteemed among the most attractive and graceful of all the old-fashioned flowers. When placed in water the flowers increase in size.





## THE GRAND MARGARET

SHOULD BE IN  
EVERY GARDEN

PAPER, 10c

**Margaret Carnation**—This grand, new strain of Carnation surpasses all others for the great beauty and loveliness of its incessant bloom. The advantage of having it afford a great profusion of bloom the whole year round can well be appreciated by all lovers of this beautiful flower. See it in autumn, and the plant will increase in size and beauty until frost. Taken up and potted they make beautiful house plants, stalks grow eight or ten inches high, and are always covered with a mass of buds and bloom. It is highly prized for window ornaments, also cut flowers. The colors range through all shades. Highly scented.



**Cobea Scandens.**

**Cobea Scandens (t p)**—A fine, rapid growing climber, dark foliage, purple, bell-shaped flowers; will run from twenty to thirty feet in one season. Plant seed where wanted in early part of May. Most satisfactory for porches and trellises.



**Cockscomb (h a)**—The bright red and crimson varieties are most effective, both in gardens and in winter bouquets for which they are cut before fully ripe and dried in the house. The dwarf varieties make novel and attractive

border; the tall ones form striking groups. Transplanting into rich soil about the time the combs begin to form makes these flower-heads larger.

**Chinese Woolflower**—(*Celosia Childsii*)—A distinct form of the plumed *Celosia*, with beautiful ball-shaped flower-heads of a purplish crimson color, somewhat resembling a ball of wool. It flowers profusely during summer and fall. Two to three feet tall. One of the finest fall-blooming annuals. Pkt., 10 cts.



**Chrysanthemum**

**Chrysanthemum**—The annual *Chrysanthemums* are showy free bloomers, and should be grown in large beds, where they will show their bright colors finely. Perfectly hardy and very desirable. A multitude of fine colors and shapes. Tobacco dust will destroy the black flea if attacked.

**Canna or Indian Shot**—Half hardy perennials; are very ornamental and much employed in sub-tropical gardening for groups and masses. With rich soil and sheltered situation they will flower freely through the summer and late in the autumn. Soak seed about twelve hours in hot water; sow in hot-bed and plant out when the ground is warm. They are excellent pot plants for the house.

For *Cana Roots*, see page 36.



**Cypress Vine.**

**Cypress Vine**—Tender annual climber, graceful foliage, with small red and white

star-shaped flowers. For early flowers sow in hot-beds; pots or boxes, under glass and transplant to deep and rich soil as soon as danger of frost is over, when sowing may be made in the open ground for later blooming. The seed is hard and horny and should be soaked in hot water before sowing.

**Daisy**—The poet's favorite; very popular; very fine for edging and borders; prefer a cool, shady place.

**Digitalis or Fox Glove (h p)**—Beautiful showy border plants, very ornamental particularly when planted among shrubs.



**Eschscholtzia.**

These sowings may be made early in the spring or late in the autumn; for early germination and blooms, the next spring. Also very useful as a pot plant and for cut flowers.

**Feverfew or Matricaria**—Free flowering hardy plants, succeeding in any garden, easily cultivated; blooms until frost; hardy biennial; 18 inches.



**Godetia.**

and transplant seedlings to stand about a foot apart in rather thin soil.



**Four O'Clock (t a)** — Handsome, free

**Eschscholtzia (h a)** of California. An annual incomparably bright, and rich in its pure tints of yellow and orange and shades of red. The plants average about a foot in height, have beautiful silver foliage, and produce their large poppy-like flowers quite lavishly from early spring until frost.

flowering, fragrant, blossoms variegated, striped and various colors; easily cultivated; planted in masses, they present a gorgeous sight during early morning and afternoon. Should be in every garden.

**Forget-Me-Not (h h p)**—Beautiful and well-known, delicate flowers. Grows best in a moist situation.



**Gaillardia, or Blanket Flower.**

**Gaillardia**—Splendid, showy annuals remarkable for the profusion, size and brilliancy of their flowers, continuing in bloom from early summer till November; excellent for beds, borders, or for cutting; should be sown where they are to bloom, 1½ feet.

**Gypsophila (h p)** — Fine for bouquets, free bloomers; for rockwork or shrubbery, and will grow in any soil.

**Gourds (t a)**—Excellent for covering verandas or trellis work, and for training over arbors, fences, etc., cultivated like squashes and should be started in hot-bed or house.

**Sugar Trough or Sap Bucket**—Holding from four to ten gallons; strong, durable and light.

**Nest Egg Gourds**—Resemble in color, shape and size of a hen egg.

**Dishcloth**, and a most admirable one is furnished by the peculiar lining of this fruit, which is sponge-like, porous, very tough, elastic, and durable. Many ladies prefer this dishcloth to any other. The fruit grows about two feet in length and the vine is very ornamental, producing clusters of large yellow blossom in pleasing contrast with the silvery shaded, dark green foliage. In the north this variety should be started in a hot-bed.

**Gourds** — "Knob Kerrie," Calabash," or Pipe Gourd, Dipper Gourd, Bottle Gourd, Spoon Gourd, Hercules Club.

**Heliotrope** — Highly valued for their delightful fragrance. Is sown in open, warm ground. It flowers in August.





Hollyhock

flowers on young plants are much more vigorous than on old ones.

**Hyacinth Beans (t a)**—A fine climber; plant seed where desired to bloom.

**Ice Plant (t a)**—Curious dwarf training plant, which have the appearance of being covered with ice; invaluable for hanging baskets.

**Lobelia (h h a)**—Fine for beds edgings, ribbons, borders and hanging baskets; of easy culture.

**Mignonette (h a)**—A well known favorite; highly scented and flowering freely. If wanted in winter, seeds should be sown in July.

**Moonflower (t a)**—*Ipomoea Noctiflora*, or *Grandiflora*, Ala. This is a variety of which plants have been so extensively advertised the past few years. For covering walls or porches, or trellises, particularly the latter, when over paths their beautiful pure white, monlike flowers (which are often six inches in diameter) are seen to great advantage. It is an exceedingly rapid flower. In rich ground, in a sunny situation, the plants readily grow 25 feet high in a season. Soak seed 24 hours. Scrape off the pointed end with a pen-knife before planting. Paper, 10c.



RED-RADO MARIGOLD

**Marigold (h a)**—These, like the *Calendulas*, are valuable because they light the gardens with such a grand glitter of yellow far into the frosts of autumn. The dwarf varieties make a fine border for taller sorts, and both are effective when placed in groups or in garden borders.

**French Dwarf**—Small, yellow, brown and striped flowers.

**Tall African**—Large, double lemon and orange color.

**Eldorado**—Large, quilled, perfectly double; brilliant shades of orange yellow.


**Mourning Bride, or Scabiosa (h a)**—The Mourning Bride is a showy border plant, with beautiful variegated flowers. It succeeds in ordinary garden soil. *Minor Aurea* is a beautiful golden yellow; new variety.

**Nigella, or Love in a Mist (h a)**—Curious and ornamental; fennel shaped leaves; easily grown and hardy.



Morning Glories

**Tall Morning Glory**—The well-known old-fashioned climber. It is easy to grow and should be planted early.



**Nasturtium, or Kapuziner Cresse (h a)**—Beautiful bedding plants. Planted in poor soil, they flower profusely and for a long time. The color of flowers cannot be excelled. Dwarf varieties should be planted so that they will contrast with white and blue flowers. We have a large variety of the choicest sorts. The dwarfs are among the most useful and beautiful annuals for bedding and massing, while the tall sorts are admirably adapted for rock work. Soil needs not to be rich. Choice mixed, 15c per ounce; in separate colors, in white, yellow, gold, orange, pink, red, crimson, brown and spotted, 20c per oz.



**Chameleon Nasturtium**—Tall and Dwarf. When in full bloom you can find every shade of color and form of marking known in Nasturtiums. No matter what color a flower may be when it opens it changes color continually until it fades. The Chameleon Nasturtium is always curious handsome and attractive. 20c per oz.

**Lobb's Nasturtium** — Brilliant and profuse in colors and flowers; a trifle smaller than other sorts; height 6 feet. 20c per oz.



**Pansies**

planted where it is somewhat shaded from the sun and furnished with a good supply of water, but in almost any situation will give fine flowers in spring and autumn. Pansy seed may be sown in the hot-bed or open ground; if sown in the spring, get in as early as possible, so as to have the plants in bloom during the early rains. Seed sown in cool places in June or July and watered until up, will produce fall flowering plants; if sown in October they will flower in early spring. To have good flowers the plants should be vigorous and make a rapid growth. Young plants give the largest flowers. Pansy seed is a specialty with us, and it is the best that can be had. **Giant Tramardeau and Cassiers**, per paper, 10c.

**Pansy** — The pansy is a popular flower, with both florist and amateurs giving an abundance of bloom until frost, enduring our hard winters with surety when covered, and greeting us in the earliest spring with a profusion of very bright blossoms. It will flower better in summer if



**Pink**

without some of the varieties of the Dianthus family, which for color and fragrance cannot be surpassed. Pinks succeed well in any fairly rich soil, but when the production of large flowers is aimed at, a richer soil should be prepared.


**Hedewegii**—(Japan Pinks) — Unusually large and brilliant; oddly edged striped. Paper, 10c.

**Petunia (h h p)** Highly ornamental; easy in cultivating; beautiful flowers of all colors, continuing to bloom until frost. There are no better plants than the petunia for beds, borders, window boxes, vases. Cover seed slightly. See p. 27.) Double and Star petunias. Per paper, 10c.



**Petunia**

**Phlox Drummondii or Flame Flower (h a)**—A bed of these will be highly prized for unrivaled richness and brilliancy of color and profusion of bloom. By making several sowings they will bloom until frost. Also fine for pot culture. If sown too thickly they suffer from mildew. Cutting away the flowers and seed pods make plants more bushy, and bloom longer time. The



**Phlox Drummondii**

Star of Quedlinberg. Per paper, 10c.

**Poppy** — Very showy and free flowering. For with a background of green, there is nothing finer; some sorts are admirable for naturalizing woody spots; they are also fine for cut flower use; should be kept from forming seed to secure continuous flowering. They are easily cultivated; the most suitable soil being sandy loam. Cover seed very lightly. Deserves a place in every garden.



**Poppy**

**Carnation Flowered**—Large double.

**Paeonia Flowered**—Large, double.

**The Shirley**—Is a magnificent variety, unsurpassed for beauty and color.

**Cardinal**—Compact, of robust habit and brilliant variegated in scarlet and white.

**Oriental** — Perennial and hardy, large scarlet flowers. Per package, 10c.

**Portulaca or Moss Flower, Double and Single**—Should be in every garden. There is scarcely any flower in cultivation that makes such a dazzling display of beauty as a bed of many hued, highly colored flowers.





## SWEET PEAS

Our Collection of Sweet Peas cannot be surpassed by any house, no matter by whom they are offered. It is the cream of the Sweet Peas.



Nothing can be finer than a hedge of Sweet Peas. The variety of color and the sweet-scented flowers make them desirable for every garden. To bloom early, seed should be planted very early in the spring. The most approved method of cultivation is to sow in a trench five or six inches deep, covering them at first with one inch at a time. After the plants are grown up, fill in the earth about them. After the plants are well grown up they should be watered copiously, and bone meal worked into the soil about the roots is recommended.

### BELOW FIND THE NAMES OF ONLY A FEW OF THE LEADING VARIETIES

#### Spencer Varieties

These are known for their unusually large-sized flowers, and for the waved or fluted appearance of the petals. They are also frequently referred to as Orchid flowering Sweet Peas.

- Apple Blossom—Crimson, buff and pink.
- Osta-Ohn—Lavender tinted mauve.
- Helen Lewis—Crimson, orange and rose.
- John Ingham—Rose-carmine.
- Othello—Rich, deep maroon.
- White Spencer—Pure white.
- Countess Spencer—Soft rosy pink.
- Beatrice Spencer—Deep pink.
- George Herbert—Rosy magenta.
- Tennant—Purplish mauve.

These following varieties all 5 cents per package:

- Mont Blanc—White; very early.
- Emily Henderson—Pure white.
- Wonder—Double white.
- Mrs. Kenyon—Large yellow.
- Queen Victoria—Primrose yellow.
- Majestic—Deep pink.
- Katherine Tracy—Brilliant pink.
- Countess Spencer — New, beautiful rose pink; one of the best.
- Apple Blossom.
- Janet Scott—Pink and buff.
- Royal Rose.
- Her Majesty—Rosy pink.
- Prince of Wales—Rose crimson.
- Salopian—Brilliant scarlet.
- Coccinea—Scarlet.
- Pride of Niagara—Pink and white.
- Blanche Ferry — Extra early, pink and white.
- Maid of Honor—Bluish white.
- Shahzada—Claret and maroon.
- Helen Pierce—Bright blue bell shaped; flowering beautiful.
- Countess Radnor—Lavender.
- Dorothy Tennant—Rosy mauve.
- Captivation—Light magenta.

And many more new and beautiful varieties.



Passion Flower.

**Passion Flower** (h h p) — A most interesting and beautiful climber. requires a sunny position in open ground. Roots are hardy; although the vines die down to the ground in winter, but come up luxuriantly in the spring.

**Ricinius, or Castor Oil Bean** (h h a)—Very ornamental and quite tropical in appearance, much used for center plants of flower beds. A good variety is the Zanzibariansis, which surpasses in size and beauty all varieties heretofore known. The leaves are light green, with whiteish ribs and mature from two to two and one-half feet across; for large groups or single specimens it is an exceedingly striking and effective ornamental foliage plant, growing 14 to 16 feet high.

**Salpiglossis**—These annuals have very showy, large funnel shaped flowers, mottled, vined and self-colored; fine for beds. They require a rich soil, and will well repay liberal treatment.

**Salvia Splendens**—Flowering sage. A standard and well-known bedding plant that keeps the garden bright for their brilliant scarlet flower spikes until late in the fall. Sow seeds in window box or frames, and set the plants in the open ground about the end of May. No plant could be finer for bedding. We recommend it highly. Per paper, 10c.

**Sensitive Plant (t a)** — A very curious and interesting plant; leaves close when touched or shaken.

**Snap Dragon or Antirrhinum** — The Snapdragon is one of our finest perennials flowering the first year from seed. Its bright-colored curiously formed flowers always excite interest. The rich spikes are beautiful for cutting, and keep fresh a long time. Flower profusely through summer until frost. For early flowers, sow under glass in February or March and transplant into beds of warm, dry soil moderately enriched. The Snapdragon is treated as an annual and the seed sown every year. Averag height, 2 feet.

**Stocks (h h a)**—German Ten Week Levkoyen—the finest German varieties, unsurpassed for brilliancy, variety of color and fragrance. Sow seed under glass in March transplanting several times in the early stages of growth tends to give them a more compact and dwarf habit.

**Sweet William (h p)**—A bed of these can hardly be surpassed in color and habit: producing large heads of beautiful colored flowers in great profusion; very effective for bedding. Admired by all.



Verbena.


**Verbena**—All of this genus are extremely beautiful and ornamental flowering profusely, either as pot plants or in the garden. Our seeds are saved from fine named varieties and will produce healthy plants with flowers of fine colors.

Plants grown from seed are much more vigorous than those grown from cuttings and continue strong and healthy until destroyed by frost. They flower perfectly well from seed sown in spring. If started in the house in pots, during the winter they will bloom sooner, but if sown in August. Each plant will require a space of one foot. Tender perennial trailer, one foot high.

The assortment we offer this season cannot be excelled; **Pure White Scarlet, Auricula, Italian, Striped, Purple and Fork-hood**; the latter in brilliant mixed colors.

**Zinnia**—Mammoth Flowering Double, 10c package. A distinct and splendid class of this ever popular flower, producing extra large, double blooms.

**Zinnia (h h a)**—Fine bedding and border plants, blooming long and abundantly. Beds of these are greatly admired. The colors are varied and bright, and plants easily grown. It should be more extensively cultivated, as the varieties have been much improved of late. The collection offered will be found very choice, and are sure to give satisfaction. Zinnias succeed best in rich deep and loamy soil, and in a sunny situation.



Zinnia

**Mammoth Zinnias** — Our strain of this magnificent large-flowered type is unsurpassed. The blooms are of immense size when well grown, averaging three and one-half inches in diameter and often three to four inches in depth.

**Double Pompon** — These Zinnias grow two feet high and are sturdy and bushy. They are also sometimes called "Lilliput," on account of their beautiful little flowers, which are very double.

**Double Dahlias** — The Dahlia is the grandest autumn flower we have. Nothing is its equal in any respect in September and October. It is in its glory when everything else is faded or fading, and surrenders only to the king frost. Plant tubers when the season becomes warm, covering the neck three inches. If many shoots start thin them out.

As the Dahlia is a fall flower, there is no need of planting before about the beginning of May or later.



Dahlias

These Dahlias of recent introduction are, in our estimation, the finest in cultivation.

**POMPON OR BOUQUET DAHLIAS**

**Snow Clad**—The best white pompon.

**Katherine Schorr**—Best yellow pompon; blooms profusely until frost.

**DOUBLE SHOW AND FANCY DAHLIAS**

**Miss Mary Loomis**—Very large; lavender and white.

**Red Husser**—Brilliant currant red, full to the center and profuse bloomer.

**Storm King**—Early, white, free flowering.

**Queen of the Yellows**—One of the best formed, and very productive yellow Dahlias.

**A. D. Levoni**—Clear, soft, pink; finest pink Dahlia known.

**Sylvia**—Shell pink.

**Martin**—Beautiful, large vermilion flowers

**Lyndhurst** — Large, brilliant carmine flowers.



## SPRING BULBS

### Gladiolus Bulbs in Mixtures.

(If any kind of bulbs are wanted by mail please add 8 cents per pound.)



Gladiolus

This magnificent family contains hundreds of varieties, comprising all imaginable colors, shades and variations. For cutting they are invaluable, the flowers lasting in water for a week. They can be planted at any time from May to June 15th, and never fail to flower the same season: they grow in any garden soil, commence blooming in July, and by successive planting every two weeks, can be had in flower the entire season. We keep the finest collection only.

	Pr. doz.
White and light, extra fine.....	50c
Striped and variegated.....	50c
Lemoine's fine bright colors and odd markings .....	50c

### TUBEROSES—DOUBLE.



Tuberose.

The Tuberose is a semi-tropical bulb, and as it requires a warm and sunny situation, it should not be planted out doors until May. In cold latitudes, plant them in pots or boxes of earth and keep them in a warm place in the house: when warm weather transplant to the garden. Previous to potting, every little side bulb should be broken off, roots cut back close to the parent bulb, as they are practically of no value. Water should be given sparingly at first until they begin to form leaves, when the quantity can be increased. When leaves are about six inches long and begin to droop over they should be cut back half their length so as to force a quicker development of the flower spike.

	Doz. Each
Tall Double—Extra size bulbs.....	50c 5c

The Caladium is one of the handsomest of the ornamental leaved plants. There is nothing as good as the Caladium Esculentum for a grand bed of foliage in the garden or in the lawn.

Good roots, each 10c to 15c. By mail, 8c per lb extra.



Dwarf French Cannas.

But few plants are more easily managed than the Canna, when propagation and cultivation are understood. The tubers will grow almost anywhere and under nearly all conditions, but prefer a very rich soil with plenty of moisture. The tubers should be planted singly, at least two feet apart; at this distance, in soil suited to them, they will form a complete mass.

The new French varieties give the best satisfaction: the large size brilliant coloring of the flowers, embracing every shade of color, beautifully marked, mottled and spotted dwarf compact habit of growth, and luxuriant foliage. These improvements are so decided as to make of the French Cannas one of the grandest novelties of the day.

Without exception there is no plant that makes a more grand, a more continuous show through the summer and autumn and less expensive than the French Cannas.

We have an especially good and large assortment of the latest varieties to offer this season. Below find a few of the leading sorts, no better and cheaper to be had anywhere.

**\*King Humbert**—It takes the lead for size, color and habit: large orange, scarlet flowers, free bloomers, handsome, broad, leathery leaves.

**Austria, Italica**—Burbank. They are all large, yellow orchid flowered varieties, of latest introduction and grow from five to seven feet in height.

**Florence Vaughn, Souv. A Crozy**—Color of flowers is yellow, some spotted or striped with crimson: 3 to 4 feet high.


**Kate Gray, Chas. Henderson, Mad. Crozy, J. D. Eisele, Pennsylvania, Etc.**—Flowers ranging from orange to bright cardinal in color; 4 to 5 feet high.

**\*Egandale, Brandywine**—Flowers dark current red color: 4 to 6 feet high.

**Wyoming**—Orange flowers.

**\*Bronze** or dark red foliage.

**INSECTICIDE**



"SCALECIDE" is a petroleum oil from which the heavy lubricating and light inflammable oils have been removed, combined with certain vegetable oils and chemically treated so as to mix instantly and to all practical purposes permanently with cold water, making a white, milky solution. It is more than an emulsion because the oil globule is broken up, allowing it to spread further, therefore its economy is use. "SCALECIDE" is the nearest approach to a pure petroleum soap than has ever been made, but because of its oily appearance is called a "soluble oil." This was tested out and tried by a number of the most careful fruit growers before it was put on the market for the first time in the winter and spring of 1905. "SCALECIDE" is more efficient, more economical, and easier to apply than any known remedy for the San Jose Scale.

Can you afford to deyal longer and have your trees ruined by the "scale?" Place your order onw before you forget it.

**PRICE OF "SCALECIDE"**

50 gallon barrels, per barrel.....	\$39.50
Price per 10 gallons.....	11.00
Price per 5 gallons.....	6.45
Price per gallon can.....	1.50

**CARBOLA**

Disinfecting Germ-killing White Paint in powder form with disinfectant, many times stronger than Carbolic Acid. It is non-poisonous and non-caustic, dries pure white. It kills lice, mites, fly eggs, etc. Carbola is recommended for use instead of whitewash in every place where whitewash is ordinarily used. Stables, poultry houses, outhouses, cellars, etc.

10 lb. Box, makes 10 gallons spray....\$1.25

**NIKOTEEN.**

A most powerful insecticide and when used as a spray protects plants, shrubs, blooms, trees and all foliage from the attacks of insects. Price 25c, \$1.10 and \$2.00 a bottle.

**HAMMOND'S SLUG SHOT**



Its Efficiency is Conceded by All Who Make Thorough Tests.

It is an infallible insecticide; it is not poisonous; kills Potato Bugs, Cucumber, Melon and Squash Bugs; Currant, Cabbage, Tomato and Cutworms; Rose and Raspberry Slugs, and a good many other insects injurious to Plants, Shrubbery, etc. Pamphlet on Slug Shot. 1 lb. cans, 20c; 5 lbs., 60c; 10 lbs., \$1.10.

**ARSENATE OF LEAD—DRY POWDERED**


An arsenical poison used to destroy leaf-eating insects such as Codling Moth (apple worm), Potato Beetle (common potato bug), Curculio (the insect that stings peaches, plums and cherries), Tussock Moth, Grypsy and Brown Tail Moths (that destroy foliage on shade trees), and similiar insects that feed on the foliage of fruit trees, shade trees, vegetables, flowers and shrubbery, ½ lb. 35c; lb., 55c; 5 lbs., \$2.65.

**GRASELLI BORDEAUX MIXTURE PASTE**

A reliable fungicide. Especially recommended to control potato blight, bitter rot and blotch on apples, black rot on grapes and similiar fungus diseases. 3 lbs., \$1.00.

**LIME-SULPHUR—DRY POWDERED**

The use of Lime-Sulphur Solution is known to practically every fruit grower in the country, and every grower is also familiar with the inconvenience and unpleasantness in connection with handling of liquid Lime - Sulphur. Sherwin - Williams Dry Lime-Sulphur is true lime - sulphur solution in dry powdered form. It has all the advantages of the liquid material, but eliminates the disadvantage.



1 lb. cans, 30c; 5 lb. can, \$1.25; 10 lb. can, \$2.00.

**Bowker's Pyrox**—Pyrox kills bugs and prevents all kinds of fungus on apples, potatoes and most fruits and vegetables. It is a fine creamy paste, mixes easily, sticks like paint to the foliage and means larger and beter crops.

1 lb., 1 jar, 40c; 5 lbs., 1 can, \$1.50; 10 lbs., 1 can, \$2.50.



**FERTILIZERS**

Commercial fertilizers are sure to come into more general use as fast as they are tried. Their quick and direct action commend them to the gardener. A customer who once buys almost invariably continues its use. The enormous quantities sold every year is an absolute proof of its utility and value to the gardner and farmer. The quantity to use per acre depends upon the crop to be cultivated and condition of soil.

**PURE GROUND BONE**

This article we guarantee to be strictly genuine and an excellent fertilizer for grass land, as well as other crops not requiring potash. It does not, however, give as quick results as Bone Phosphate, but the effect is more lasting. Harrow or drill in, using 400 or 500 pounds per acre. In planting an orchard or any kind of a tree take about 2 pounds of Ground Bone for each tree and you will surely gain one year's growth.

**CONCENTRATED PULVERIZED SHEEP MANURE**

Natural Fertilizer that will give your soil all that needs to make things grow.

**PURE DISOLVED BONE PHOSPHATE**

Stands without a rival as the largest crop producer at the smallest outlay. If applied with a drill, 400 lbs., will give excellent results the same season; if applied broadcast, use 500 lbs. per acre.

**LAWN FERTILIZER**

Never fails to induce a rapid and rich green growth and can be applied either in the spring or fall as a top dressing. Stable dressing for lawns is objectionable in appearance, odor, weed seed and cost. Our lawn fertilizer overcomes all this. 20x25 feet takes about 5 lbs.; 20x50 feet, about 10 lbs.; 25x100 feet, takes about 50 lbs.; 50x200 feet, takes about 100 lbs.

**A SPRAYER**

Nowadays is just as much needed as any other tool on the farm, or in the garden—fordistributing Paris Green, Bordeaux Mixture, Scalecide, Kerosene Emulsion, London Purple, and all other preparation. Also for whitewashing and disinfecting poultry houses, barns, cellars, etc.



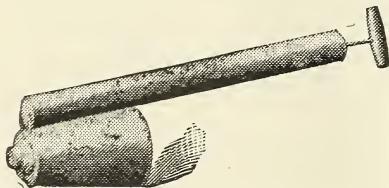
The only sprayer that can be operated as desired in one's natural position.

The Utility Knapsack is an extra high pressure sprayer especially adapted for spraying trees, poultry houses, outbuildings, barns and vegetation of all kinds; also used for whitewash, cold water paint, Bordeaux Mixtures and Paris Green.

Tank capacity 3½ gallons; size 7¼x20 inches. Made of heavy galvanized Iron or Brass. All seams sweated and riveted. Tested at 95 pounds. Tank equipped with Standard Hose Connection and heads so constructed as to eliminate danger of blowing out.

Pump cylinder is made of heavy brass tubing with Bronze Ball Check Valve contained within brass cage which does not deteriorate like rubber. Pump and filling cap held securely by screw top. No twisting action on gasket, thereby prolonging its life.

Nozzle made of brass, can be adjusted to be operated at any desired distance. Shut-off is always at Nozzle End; designed with large waterways and strainer to prevent clogging. Seat and valve stem made of brass and equipped with stuffing box. Equipped with our No. 65 Angle Nozzle unless otherwise ordered. No. 10—Utility Galvanized. Price, each, with straight or angle nozzle.....\$6.50



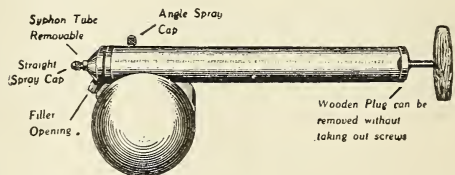
The "Easy" Sprayer is made of galvanized steel, and works on the same principle as the above, and holds about a gallon. Price, \$1.50.

The "Daisy" has continuous and uniform mist-like spray, that it will empty the entire contents of the can, spraying either up or down that is the only Sprayer made that works both ways namely, sprays the same on the return stroke as it does on the forward stroke, that the spray flows steadily. The "Daisy" saves expense and labor. Price, 75c.

**INSECT EXTERMINATOR FOR SPRAYING INSECTICIDES**

(See page 35.)

- Lowell No. 1, double tube.....85c
- Lowell, double tube galv.....75c
- Lowell Dust Blow, for Slug Shot, eac.....85c



Siphon Tube Removable  
 Straight Spray Cap  
 Filler Opening  
 Angle Spray Cap

Wooden Plug can be removed without taking out screws


# GARDEN TOOLS

The continuous scarcity of labor with its attendant poor quality and high price, has made good farm and garden tools of more importance than ever and if you expect to be prosperous in cultivating your land and garden you cannot be without labor-saving tools. For instance, with a wheel hoe before you, you are in a position to push your work. With only your old-fashioned hoe, you will be pushed clear out of your garden by weeds, and take backache with you in the bargain. You can do better work in two hours—after you get the knack of handling these tools—than you can be hoeing all day.

## “PLANET JR.” TOOLS

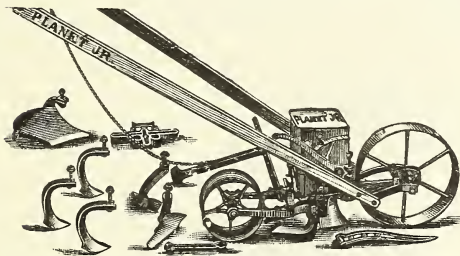
NOTHING IS EQUAL TO THEM

**New “Planet, Jr.” No. 3, Single-Wheel Hill Dropping Seed Drill**—Sows either in hills of continuous rows. This seed drill has been offered widely by the manufacturers of the celebrated “Planet, Jr.” goods. It has been thoroughly tested by careful gardeners and nurserymen during many seasons, and the manufacturers guarantee it to give entire satisfaction, \$18.50.



### PLANET JR. 4

Hill-Dropping Seed Drill Hoe, Cultivator and Plow




Combines conveniently in a single garden implements a capital hill-dropping and continuous row seeder with the most perfect single-wheel hoe, cultivator and plow that the most practical can desire. Designed by a practical man, it is light, compact, durable and easy running and does all its variety of work, with a thoroughness and perfection that has never before been attempted, much less equalled. Price complete, \$19.00; as drill only, \$15.00.

**No. 31 Planet, Jr.** is a new combined tool of great value to thousands of gardeners who have never felt able to own either a seed drill or a wheel hoe. It is thoroughly well-made and offered at a price that makes it pay the very small gardener. It will sow even a small packet of garden seed the proper thickness desired with precision from  $\frac{1}{4}$  to 2 inches deep and in a narrow row. The index is simple, easily set for every kind of seed. The flow of seed is stopped simply by raising the handles and pressing the coverer down with the foot. The bottom of the hopper is open to full view. Seeds difficult to sow, like salsify, parsley, beets and lettuce, and radishes, beans, turnips, cucumbers, carrots, pickles, spinach, celery, cantaloupe etc., are handled admirably. It holds one quart. The seed drill attachment may be removed in a moment and replaced as quickly by a tool standard to which are fitted all the various cultivating attachments. Price, \$13.00.

#### Cultivator and Plow Combined—

**No. 12** Has the invaluable feature of tending both sides of the row at once. The wheels can be set at four, seven or ten inches apart. It has a pair of plows, two pair of cultivator teeth and a pair of leaf lifters, making it capable of every variety of gardener's work. Price \$12.00.



### PLANET JR. Single Wheel Hoe, Cultivator and Plow



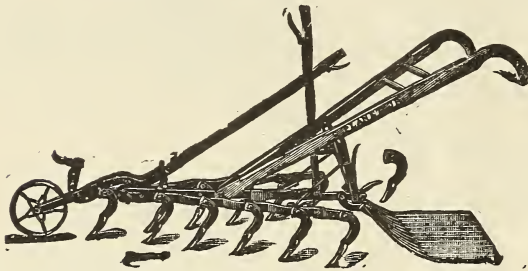

**No. 17—Single Wheel Hoe** — Greatly improved. It is the latest and best in every particular, and we recommend it as superior in many respects to any of the old styles. This is a cheap cultivator for the money and should be used more extensively. Price, \$8.25.



## PLANET JR. Star Pulverizer, Leveler and Weeder

This new tool is especially adapted for preparing the seed bed. After the ground has been plowed with the Wheel Hoe plow or spaded, this pulverizer will be found of great value in smoothing and fining the soil surface, putting it in the best possible condition for planting seeds. It is much more thorough and rapid in its work than an ordinary garden rake, thoroughly pulverizing lumpy soil. The rear blade cutting 13½ inches levels the ground perfectly. After the crops are started, it may be used between the rows as a weeder or a crust breaker, leaving a fine mulch.

It is a great tool for the small garden, while the vegetable grower will find many uses for it, especially in overhead irrigation under the laterals. Works equally well forwards or backwards. \$5.50.

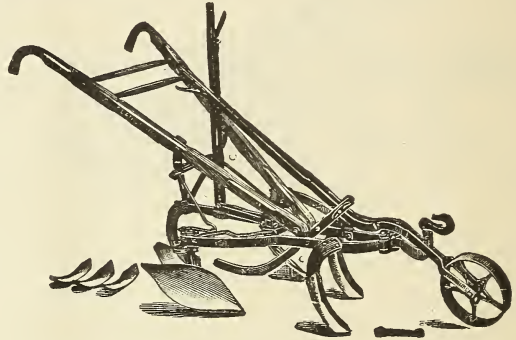


The "Planet, Jr." Horse Hoe No. 8—Has the patent lever expander to open and shut the sides, and also a lever close at hand for raising and lowering the wheel, thus controlling the depth of working. The side levers are also changing in pattern and are now reversible and have patent plow share points, which can be sharpened. \$20.00.

## THE PLANET JR.

Twelve-Tooth Harrow and Pulverizer.

A new tool for fine cultivation, deep or shallow. It has a lever wheel, lever expander and pulverizer. \$19.50.



Send for illustrated "PLANET, JR." Book—FREE on application.

## FARMER'S No. 119

HIGH, SINGLE-WHEEL HOE CULTIVATOR AND PLOW. PRICE \$5.00.

This new and attractive implement is especially designed for the farmers' garden work, though it offers to everyone with either field or garden, a cheap and effective tool for all hand wheel hoe operations. The tools are as follows: A large garden plow, 10-in. sweep, 6-in. sweep, 4-inch cultivator tooth and a 12-inch tooth. The great variety and fine shape and quality of the tools make the implement valuable for many kinds of work. It is strong, wellmade and can be quickly set so as to be useful, whether in the hands of a man or woman, boy or girl. Strength, variety of tools and cheapness are its great virtues.



LANG'S HAND WEEDER—Undoubtedly the best hand weeder on the market. Price 30c.

EXCELSIOR WEEDING HOOK—Does good work among small and tender plants. Price, 15c.

PLANTING TROWELS—Of cast steel and solid shanks. Price, 15c to 50c each.

# USEFUL REFERENCE TABLE

THIS Table gives the amount of Pure Clean Seed ONLY, and which every Farmer ought to buy. Good fresh Seed will grow and is always the *cheapest*. All experienced and successful farmers recommend heavy seeding, especially where the soil is poor.

	Lbs. to Bushel	Lbs. to Acre		Lbs. to Bushel	Lbs. to Acre
Clover—Red .....	60	8-10	Southern Cow Peas.....	60	60-90
Clover—Alsike .....	60	15-20	Soja Beans .....	60	60-90
Clover—Alfalfa .....	60	15-20	Canada Field Peas.....	60	60-90
Clover—White Dutch.....	60	4-6	Kaffir Corn, broadcast.....	50	50
Timothy .....	46	10-15	Sorghum, broadcast .....	50	50
Millet and Hungarian.....	50	25-38	Buckwheat .....	60	50-20
Red Top, free from chaff.....	25	5-10	Dwarf Essex Rape.....	50	4-7
Blue Grass, free of chaff.....	22	25-50	Grass Mixture .....		20-25
Orchard Grass .....	14	20-25	Flax Seed .....	56	50
White Beans .....	60	15-30	Corn in hills.....		4 qts.

## INDEX

	Page		Page		Page
Asparagus .....	5	Flower Seed—		Onions .....	15-16
Alsike .....	22	Sowing and Culti-		Okra, or Gumbo .....	16
Alfalfa .....	22	vation .....	27-36	Parsnip .....	17
Beans .....	6-7	Force Pumps .....	40	Parsley .....	16
Beets .....	5-6	Forage Seeds .....	25	Peas .....	9
Bluegrass .....	26	Gladiolus .....	36	Peppers .....	17
Bordeaux Mixture.....	37	Grass Seed .....	26	Potato .....	21
Bulbs .....	36	Herbs .....	20	Pumpkin .....	17
Cabbage .....	9-10	Hungarian .....	24	Radish .....	17-18
Cannas .....	36	Implements, Garden .....	39	Rape, Dwarf Essex.....	24
Carrots .....	10	Insects .....	37	Reference Table—3rd	
Cauliflower .....	10	Insecticides .....	37	page .....	Cover
Celery .....	11	Kaffir Corn .....	24	Salsify, or Vegetable	
Clover .....	22-23	Kale, or Borecole.....	13	Oyster .....	18
Corn Salad .....	11	Kohlrabi .....	13	Seed, How to Sow.....	2
Corn .....	8-25	Lawn, Formation of.....	26	Sorghum .....	24
Cow Peas .....	25	Lawn Fertilizers .....	38	Soja Beans .....	25
Cress .....	11	Lawn Grass .....	26	Spinach .....	18-19
Cucumbers .....	12	Leek .....	14	Squash .....	19
Cultivators .....	38-39	Lettuce .....	13-14	Sugar Beet .....	6
Cultivation of Vege-		Lice Killer .....	37	Sweet Corn .....	7-8
tables .....	1	Mangel Wurzel .....	6	Sweet Peas .....	34
Dahlias .....	35	Melons, Musk .....	14	Thinning Out .....	2
Drills .....	39	Melons, Water .....	15	Timothy .....	22
Egg Plants .....	12	Millet .....	24	Tomato .....	19-20
Endive .....	12	Miscellaneous Seeds .....	25	Transplanting .....	2
Farm Seeds .....	22-23	Mushrooms .....	21	Turnip .....	20
Fertilizers .....	38	Mustard .....	15	Tuberoses .....	36
Field Corn .....	25	Novelties, Specialties .....	3-4	Whale Oil Soap .....	37



# OUR SELECT LAWN GRASS SEED

IS THE BEST—NOTHING BETTER

**NO MATTER WHAT YOU PAY OR BY WHOM IT IS OFFERED**

IN MAKING UP YOUR FLOWER BEDS, DO NOT FORGET TO INCLUDE THE FOLLOWING:

ASTER—Victoria, Truffauts Branching and Comet.

CALENDULA—Prince of Orange.

CANNA—The Latest and Most Brilliant Shades.

CENTAUREA—Margaritae, White Sweet Scented and Emperor William, Dark Blue Corn Flower.

COSMOS—Lady Lenox—Very Handsome, Large Rosy Pink Flowers, Borne on Long Stems.

DAHLIA—Fine Assortment of Brilliant Colors.

FOUR O'CLOCK In All Colors of Rainbow.

MARIGOLD—Lemon and Orange Ball, Very Handsome.

NASTURTIUM—Queen Wilhelmina, Lobb's, Mad, Gunther and Chamaeleon.

PETUNIA—Giants of California.

POPPY—Iceland—Finest Mixed.

SWEET PEAS—Othello, Beatrice, Apple Blossom. Finest Spencer Varieties, Ramona, Senator,

SALVIA SPLENDENS—Fireball, Zurich.

VERBENA—Scarlet Defiance, Mammoth White, Auricula, Flowered and Yellow.

ZINNIA—Giant, Tall and Pompon, in Most Brilliant Colors.

IN CONCLUSION, WE WOULD SUGGEST TO BUY GOOD RELIABLE

SEEDS, SEED DRILLS, CULTIVATORS AND SPRAYERS

We have them all FIRST-CLASS. They will Save you Money and Time. In fact, you cannot do Without Them to be Successful

---

FOR PROMPT AND SQUARE DEALING, SEND US YOUR ORDER