


1948  
CENSUS OF BUSINESS

RETAIL, WHOLESALE, SERVICE TRADES

234856





}  
+  
+  
x  
x  
x  
x  
1  
6  
5  
2  
x



3007  
.055x  
1948  
BC-1P  
-1.10

TEXAS  
counties

TEXAS

- |                         |                   |
|-------------------------|-------------------|
| 1. Anderson             | 41. Coke          |
| 2. Andrews              | 42. Coleman       |
| 3. Angelina             | 43. Collin        |
| 4. Aransas              | 44. Collingsworth |
| 5. Archer               | 45. Colorado      |
| 6. Armstrong            | 46. Comal         |
| 7. Atascosa             | 47. Comanche      |
| 8. Austin               | 48. Concho        |
| 9. Bailey               | 49. Cooke         |
| 10. Bandera             | 50. Coryell       |
| 11. Bastrop             | 51. Cottle        |
| 12. Baylor              | 52. Crane         |
| 13. Bee                 | 53. Crockett      |
| 14. Bell                | 54. Crosby        |
| 15. Bexar               | 55. Culberson     |
| 16. Blanco              | 56. Dallam        |
| 17. Borden (no release) | 57. Dallas        |
| 18. Bosque              | 58. Dawson        |
| 19. Bowie               | 59. Deaf Smith    |
| 20. Brazoria            | 60. Delta         |
| 21. Brazos              | 61. Denton        |
| 22. Brewster            | 62. De Witt       |
| 23. Briscoe             | 63. Dickens       |
| 24. Brooks              | 64. Dimmit        |
| 25. Brown               | 65. Donley        |
| 26. Burleson            | 66. Duval         |
| 27. Burnet              | 67. Eastland      |
| 28. Caldwell            | 68. Ector         |
| 29. Calhoun             | 69. Edwards       |
| 30. Callahan            | 70. Ellis         |
| 31. Cameron             | 71. El Paso       |
| 32. Camp                | 72. Frath         |
| 33. Carson              | 73. Falls         |
| 34. Cass                | 74. Fannin        |
| 35. Castro              | 75. Fayette       |
| 36. Chambers            | 76. Fisher        |
| 37. Cherokee            | 77. Floyd         |
| 38. Childress           | 78. Foard         |
| 39. Clay                | 79. Fort Bend     |
| 40. Cochran             | 80. Franklin      |

BUREAU OF THE CENSUS  
LIBRARY





TEXAS -----cont'd

- |                 |                          |
|-----------------|--------------------------|
| 81. Freestone   | 121. Jasper              |
| 82. Frio        | 122. Jeff Davis          |
| 83. Gaines      | 123. Jefferson           |
| 84. Galveston   | 124. Jim Hogg            |
| 85. Garza       | 125. Jim Wells           |
| 86. Gillespie   | 126. Johnson             |
| 87. Glasscock   | 127. Jones               |
| 88. Goliad      | 128. Karnes              |
| 89. Gonzales    | 129. Kaufman             |
| 90. Gray        | 130. Kendall             |
| 91. Grayson     | 131. Kenedy (no release) |
| 92. Gregg       | 132. Kent                |
| 93. Grimes      | 133. Kerr                |
| 94. Guadalupe   | 134. Kimble              |
| 95. Hale        | 135. King                |
| 96. Hall        | 136. Kinney              |
| 97. Hamilton    | 137. Kleberg             |
| 98. Hansford    | 138. Knox                |
| 99. Hardeman    | 139. Lamar               |
| 100. Hardin     | 140. Lamb                |
| 101. Harris     | 141. Lampasas            |
| 102. Harrison   | 142. La Salle            |
| 103. Hartley    | 143. Lavaca              |
| 104. Haskell    | 144. Lee                 |
| 105. Hays       | 145. Leon                |
| 106. Hemphill   | 146. Liberty             |
| 107. Henderson  | 147. Limestone           |
| 108. Hidalgo    | 148. Lipscomb            |
| 109. Hill       | 149. Live Oak            |
| 110. Hockley    | 150. Llano               |
| 111. Hood       | 151. Loving (no release) |
| 112. Hopkins    | 152. Lubbock             |
| 113. Houston    | 153. Lynn                |
| 114. Howard     | 154. McCulloch           |
| 115. Hudspeth   | 155. McLennan            |
| 116. Hunt       | 156. McMullen            |
| 117. Hutchinson | 157. Madison             |
| 118. Irion      | 158. Marion              |
| 119. Jack       | 159. Martin              |
| 120. Jackson    | 160. Mason               |



TEXAS -----cont 'd

- |      |             |      |               |
|------|-------------|------|---------------|
| 161. | Matagorda   | 201. | Rusk          |
| 162. | Maverick    | 202. | Sabine        |
| 163. | Medina      | 203. | San Augustine |
| 164. | Menard      | 204. | San Jacinto   |
| 165. | Midland     | 205. | San Patricio  |
| 166. | Milam       | 206. | San Saba      |
| 167. | Mills       | 207. | Schleicher    |
| 168. | Mitchell    | 208. | Scurry        |
| 169. | Montague    | 209. | Shackelford   |
| 170. | Montgomery  | 210. | Shelby        |
| 171. | Moore       | 211. | Sherman       |
| 172. | Morris      | 212. | Smith         |
| 173. | Motley      | 213. | Somervell     |
| 174. | Nacogdoches | 214. | Starr         |
| 175. | Navarro     | 215. | Stephens      |
| 176. | Newton      | 216. | Sterling      |
| 177. | Nolan       | 217. | Stonewall     |
| 178. | Nueces      | 218. | Sutton        |
| 179. | Ochiltree   | 219. | Swisher       |
| 180. | Oldham      | 220. | Tarrant       |
| 181. | Orange      | 221. | Taylor        |
| 182. | Palo Pinto  | 222. | Terrell       |
| 183. | Panola      | 223. | Terry         |
| 184. | Parker      | 224. | Throckmorton  |
| 185. | Parmer      | 225. | Titus         |
| 186. | Pecos       | 226. | Tom Green     |
| 187. | Polk        | 227. | Travis        |
| 188. | Potter      | 228. | Trinity       |
| 189. | Presidio    | 229. | Tyler         |
| 190. | Rains       | 230. | Upshur        |
| 191. | Randall     | 231. | Upton         |
| 192. | Reagan      | 232. | Uvalde        |
| 193. | Real        | 233. | Val Verde     |
| 194. | Red River   | 234. | Van Zandt     |
| 195. | Reeves      | 235. | Victoria      |
| 196. | Refugio     | 236. | Walker        |
| 197. | Roberts     | 237. | Waller        |
| 198. | Robertson   | 238. | Ward          |
| 199. | Rockwall    | 239. | Washington    |
| 200. | Runnels     | 240. | Webb          |



TEXAS -----cont'd

- 241. Wharton
- 242. Wheeler
- 243. Wichita
- 244. Wilbarger
- 245. Willacy
- 246. Williamson
- 247. Wilson
- 248. Winkler
- 249. Wise
- 250. Wood
- 251. Yoakum
- 252. Young
- 253. Zapata
- 254. Zavala



# 1948 CENSUS OF BUSINESS

U. S. DEPARTMENT OF COMMERCE  
BUREAU OF THE CENSUS

RETAIL, WHOLESALE, SERVICE TRADES

## PRELIMINARY

For Release June 9, 1950

Release Series BC-1P-42-000

### TEXAS

Retail, wholesale, and service establishments located in Texas showed a substantial expansion in dollar volume of trade from 1939 to 1948 according to preliminary figures from the 1948 Census of Business released today by the Bureau of the Census, U. S. Department of Commerce.

Retail sales in the State during 1948 aggregated \$6,486,000,000, an increase of 260 percent over the \$1,803,700,000 sales in 1939, when the preceding Census of Business was taken. Wholesale sales volume in the State showed a 295 percent rise over the same period, reaching a total of \$8,054,900,000 in 1948 as compared with \$2,041,000,000 in 1939. The service trades included in the Census of Business reported receipts totaling \$388,200,000 in 1948 compared with \$111,000,000 in 1939. Hotel receipts moved from \$31,600,000 in 1939 to \$77,000,000 in 1948. Amusement businesses in the State recorded receipts of \$84,400,000 in 1948 compared with \$32,900,000 in 1939.

Employment in the State also rose over the 9-year period between 1939 and 1948 for the trades covered by the Census of Business. Retail trade establishments reported 345,834 paid employees for the workweek ended nearest November 15, 1948. Of these, 293,560 worked the full week, and the remainder part of the week. The comparable total and full workweek figures for 1939 were 222,120 and 183,271. Wholesale trade establishments reported a total of 115,041 full- and part-week employees for the week of November 15, 1948, compared with 70,206 for the same week in 1939. For the selected service trades, November 15, 1948, paid employees numbered 69,722; the comparable figure for 1939, adjusted for change in scope between the two Censuses, was 45,191.

These preliminary figures have been compiled from similar releases being made available for each county in Texas. Final figures, superseding the preliminary data for Texas, will be included in a State Bulletin to be issued in several months. Similar data will be made available in preliminary and final form for each of the States.

A single copy of the preliminary release for the State of Texas as well as an order blank for other area releases may be obtained by writing to the Bureau of the Census, Washington 25, D. C.

Table 1.—CENSUS OF BUSINESS PRELIMINARY RESULTS FOR 1948, BY TRADE GROUP  
TEXAS

Trade group and kind of business	Number of establishments	1948 sales and receipts (Thousand dollars)	Active proprietors of unincorporated businesses Nov. 1948	Paid employees, workweek ended nearest Nov. 15, 1948	
				Total employees <sup>1</sup>	Full workweek employees
RETAIL TRADE, total.....	90,090	6,485,971	87,135	345,834	293,560
Food group.....	24,128	1,433,067	24,091	45,270	35,006
Eating and drinking places.....	17,023	382,687	16,956	61,045	53,103
General merchandise grp, general stores.....	4,445	901,730	3,599	68,954	53,272
Apparel group.....	3,833	417,647	3,307	24,569	20,417
Furniture-home furnishgs-appliance grp.....	4,031	336,757	3,659	20,182	18,737
Automotive group.....	5,830	1,209,325	5,877	38,392	36,762
Gasoline service stations.....	11,243	348,563	11,563	19,783	16,766
Lumber-building-hardware group.....	5,576	708,399	4,817	26,757	24,483
Drug and proprietary stores.....	3,284	219,433	3,237	18,259	15,357
All other retail stores.....	10,697	528,363	10,029	22,623	19,657
WHOLESALE TRADE, total.....	11,482	8,054,864	8,311	115,041	x
Merchant wholesalers, total.....	6,250	3,827,817	4,658	73,138	x
Groceries, confectionery, meats.....	692	525,096	573	10,012	x
Farm products, edible.....	607	282,875	638	9,146	x
Tobacco.....	145	111,112	108	973	x
Furniture, home furnishings.....	93	44,482	72	1,248	.
Automotive supplies.....	796	154,504	630	6,801	.
Electrical merchandise.....	240	197,359	150	3,814	x
Hardware, plumbing, heating.....	265	218,699	138	5,451	x
Lumber, construction materials.....	248	137,105	153	4,003	x
Mach'y, equip't, industrial supplies.....	1,322	574,039	775	12,193	x
All other merchant wholesalers.....	1,842	1,582,546	1,421	19,497	x
Manufact'rs' sales branches, offices...	1,206	1,937,704	65	21,518	x
Petroleum bulk plants, terminals.....	2,063	507,665	1,964	5,880	x
Agents, brokers (merchandise).....	978	1,172,493	979	3,617	x
Assemblers of farm products.....	985	609,185	645	10,888	x
SELECTED SERVICE TRADES, total.....	29,465	388,219	30,483	69,722	63,154
Personal services.....	17,006	202,398	17,412	49,001	44,439
Business services.....	1,223	40,621	1,139	5,613	4,956
Automotive repairs and services.....	6,062	82,077	6,497	8,512	7,867
Other repairs and services.....	5,174	63,123	5,435	6,596	5,892
HOTELS.....	1,470	76,960	1,162	17,780	16,727
TOURIST COURTS AND CAMPS.....	2,010	20,894	1,854	2,995	2,638
AMUSEMENTS.....	2,523	84,360	1,677	12,296	x

x Not available.

1/ Includes employees paid for less than the full workweek.



# 1948 CENSUS OF BUSINESS

RETAIL, WHOLESALE, SERVICE TRADES

U. S. DEPARTMENT OF COMMERCE  
BUREAU OF THE CENSUS

## PRELIMINARY

For Release May 15, 1950

Release Series BC-1P-42-001

### ANDERSON COUNTY, TEX.

Retail, wholesale, and service establishments located in Anderson County, Texas, showed a substantial expansion in dollar volume of trade from 1939 to 1948 according to preliminary figures from the 1948 Census of Business released today by the Bureau of the Census, U. S. Department of Commerce.

Retail sales in the county during 1948 aggregated \$18.7 million, an increase of 188 percent over the \$6.5 million in 1939, when the preceding Census of Business was taken. Wholesale sales in the county reached a total of \$4.2 million in 1948 as compared with \$1.8 million in 1939. The service trades included in the Census of Business recorded receipts totaling \$1.1 million in 1948 compared with \$0.5 million in 1939.

Employment in the county also rose over the 9-year period between 1939 and 1948 for the above trades. Establishments in these trades reported a combined total of 1,279 paid employees for the workweek ended nearest November 15, 1948. This compared with a total of 1,037 employees reported for the week of November 15, 1939.

These preliminary figures have been derived from a Census report on Anderson County, Texas, which also includes data for the city of Palestine. Final figures, superseding the preliminary data for Anderson County, will be included in a Bulletin for the State of Texas to be issued in several months. Similar data will be made available this year in preliminary and final form for each of the counties and States. A single copy of the preliminary release for Anderson County as well as an order blank for other area releases may be obtained by writing to the Bureau of the Census, Washington 25, D. C.

Table 1.—CENSUS OF BUSINESS PRELIMINARY RESULTS FOR 1948, BY TRADE GROUP

### ANDERSON COUNTY, TEX.

Trade group and kind of business	Number of establishments	1948 sales and receipts (Thousand dollars)	Active proprietors of unincorporated businesses Nov. 1948	Paid employees, workweek ended nearest Nov. 15, 1948	
				Total employees <sup>1</sup>	Full workweek employees
RETAIL TRADE, total.....	375	18,716	397	966	811
Food group.....	140	5,733	149	142	117
Eating and drinking places.....	41	764	49	131	117
General merchandise grp, general stores.....	19	1,932	14	228	157
Apparel group.....	12	967	12	46	40
Furniture-home furnishgs-appliance grp.....	16	960	14	56	55
Automotive group.....	27	3,847	27	120	114
Gasoline service stations.....	52	894	56	51	40
Lumber-building-hardware group.....	20	1,812	24	76	72
Drug and proprietary stores.....	13	614	11	78	67
All other retail stores.....	35	1,193	41	38	32
WHOLESALE TRADE, total.....	26	4,204	21	87	x
Merchant wholesalers.....	17	2,716	12	73	x
Other types of wholesale.....	9	1,488	9	14	x
SELECTED SERVICE TRADES, <sup>2</sup> /total.....	93	1,131	101	226	211
Personal services.....	54	767	56	190	182
All other service trades.....	39	364	45	36	29

x Not available.

1/ Includes employees paid for less than the full workweek.

2/ See General Description on last page for changes from the 1939 Census of Business in the coverage of Service Trades.

Table 2.—CENSUS OF BUSINESS PRELIMINARY RESULTS FOR 1948 FOR CITIES OF 2,500 INHABITANTS OR MORE

## ANDERSON COUNTY, TEX.

(Data omitted for trade groups where necessary to avoid disclosure)

City and trade group <sup>1</sup>	Number of establishments	1948 sales and receipts (Thousand dollars)	Active proprietors of unincorporated businesses Nov. 1948	Paid employees, workweek ended nearest Nov. 15, 1948	
				Total employees <sup>2</sup>	Full workweek employees
<b>Palestine:</b>					
Retail trade.....	222	14,721	238	849	721
Selected service trades....	70	1,019	77	213	201
<b>Remainder of county:</b>					
Retail trade.....	153	3,995	159	117	90
Selected service trades....	23	112	24	13	10

1/ See General Description on this page for changes from the 1939 Census of Business in the coverage of Service Trades.

2/ Includes employees paid for less than the full workweek.

## GENERAL DESCRIPTION OF PRELIMINARY RELEASES FOR THE 1948 CENSUS OF BUSINESS

This series of releases, of which one is planned for each county in the United States, presents preliminary results of the 1948 Census of Business. The information is based on reports submitted by business establishments for that Census. The figures shown are preliminary, and are subject to revision in the final Census publications, but the changes are expected to be relatively minor with respect to coverage. The final Census figures will be issued in a series of Business Census bulletins which will show additional detailed kind-of-business information for all places where there are a sufficient number of establishments.

The 1948 Census of Business was taken under the provision of the Act of June 19, 1948, which provides that the Business Census be taken for 1948 and for each fifth year thereafter. Previous Business Censuses were taken for the years 1929, 1933, 1935, and 1939.

**Scope of the Census.**—The 1948 Census of Business covered all establishments in the following trades, as defined by the Standard Industrial Classification Manual, May 1949 issue, of the Executive Office of the President: all retail trades; all wholesale trades; all service trades in the following four groups—personal services, business services, automobile repairs and services, and miscellaneous repair services; hotels; tourist courts and camps; and amusements, including motion picture theaters. Some important services not covered are radio broadcasting and television, medical and health, legal, educational, nonprofit, accounting, and domestic services.

This coverage is similar to that of the 1939 Business Census. However, "custom trades" and "services incidental to transportation," which are no longer included in the standard classification of the service trades, are not covered by the 1948 Census. In a number of localities, these exclusions as well as

other changes in the standard classification may have a considerable effect in comparing 1948 with 1939 data, particularly with respect to establishment count.

**Establishment definition.**—For Census purposes, a business establishment is defined to include only enterprises conducted from a recognizable place of business, provided that the annual sales were in excess of \$5,000 for a wholesale trade establishment and \$500 for establishments in other trades. A detailed analysis of coverage will be provided in future Census of Business publications.

"Number of establishments" is the number of separate business locations, rather than the number of business companies or organizations, since the Census figures represent information reported separately for each business location or establishment. The establishment count reflects the number of places in business at the end of 1948 excluding administrative and executive offices of multiunit organizations, and "chain store" warehouses.

**Sales and receipts.**—"1948 sales and receipts" represents sales of merchandise and receipts from repairs and other services to customers. The figures reflect deductions for returned goods and allowances, but not for trade-in allowances; they exclude sales and excise taxes collected from customers and paid directly to any taxing agency.

**Proprietors.**—"Active proprietors..." represents owners and partners of unincorporated businesses who devoted the major portion of their time to the business in November 1948.

**Employment.**—"Number of paid employees..." represents all employees on the pay roll for the pay period ending nearest November 15, 1948. "Full workweek" employees, whether regular or seasonal, are those who in the November 15 pay period were paid for working at least the number of hours typically worked in a week by employees of the reporting establishment.

# 1948 CENSUS OF BUSINESS

RETAIL, WHOLESALE, SERVICE TRADES

U. S. DEPARTMENT OF COMMERCE  
BUREAU OF THE CENSUS

## PRELIMINARY

For Release April 27, 1950

Release Series BC-1P-42-002

### ANDREWS COUNTY, TEX.

Retail and service establishments located in Andrews County, Texas, showed a substantial expansion in dollar volume of trade from 1939 to 1948 according to preliminary figures from the 1948 Census of Business released today by the Bureau of the Census, U. S. Department of Commerce.

Retail sales in the county during 1948 aggregated \$2.9 million, an increase of 867 percent over the \$0.3 million in 1939, when the preceding Census of Business was taken. The service trades included in the Census of Business recorded receipts totaling \$170,000 in 1948 compared with \$17,000 in 1939.

Employment in the county also rose over the 9-year period between 1939 and 1948 for the above trades. Establishments in these trades reported a combined total of 138 paid employees for the workweek ended nearest November 15, 1948. This compared with a total of 32 employees reported for the week of November 15, 1939.

These preliminary figures have been derived from a Census report on Andrews County, Texas. Final figures, superseding the preliminary data for Andrews County, will be included in a Bulletin for the State of Texas to be issued in several months. Similar data will be made available this year in preliminary and final form for each of the counties and States. A single copy of the preliminary release for Andrews County as well as an order blank for other area releases may be obtained by writing to the Bureau of the Census, Washington 25, D. C.

Table 1.—CENSUS OF BUSINESS PRELIMINARY RESULTS FOR 1948, BY TRADE GROUP

### ANDREWS COUNTY, TEX.

Trade group and kind of business	Number of establishments	1948 sales and receipts (Thousand dollars)	Active proprietors of unincorporated businesses Nov. 1948	Paid employees, workweek ended nearest Nov. 15, 1948	
				Total employees <sup>1</sup>	Full workweek employees
RETAIL TRADE, total.....	42	2,925	43	114	85
Food group.....	8	1,023	9	32	14
Eating and drinking places.....	6	190	6	18	17
Gasoline service stations.....	8	172	11	10	9
All other retail stores.....	20	1,540	17	54	45
SELECTED SERVICE TRADES <sup>2/</sup> .....	14	170	14	24	24

<sup>1/</sup> Includes employees paid for less than the full workweek.

<sup>2/</sup> See General Description on last page for changes from the 1939 Census of Business in the coverage of Service Trades.

## GENERAL DESCRIPTION OF PRELIMINARY RELEASES FOR THE 1948 CENSUS OF BUSINESS

This series of releases, of which one is planned for each county in the United States, presents preliminary results of the 1948 Census of Business. The information is based on reports submitted by business establishments for that Census. The figures shown are preliminary, and are subject to revision in the final Census publications, but the changes are expected to be relatively minor with respect to coverage. The final Census figures will be issued in a series of Business Census bulletins which will show additional detailed kind-of-business information for all places where there are a sufficient number of establishments.

The 1948 Census of Business was taken under the provision of the Act of June 19, 1948, which provides that the Business Census be taken for 1948 and for each fifth year thereafter. Previous Business Censuses were taken for the years 1929, 1933, 1935, and 1939.

*Scope of the Census.*—The 1948 Census of Business covered all establishments in the following trades, as defined by the Standard Industrial Classification Manual, May 1949 issue, of the Executive Office of the President: all retail trades; all wholesale trades; all service trades in the following four groups—personal services, business services, automobile repairs and services, and miscellaneous repair services; hotels; tourist courts and camps; and amusements, including motion picture theaters. Some important services not covered are radio broadcasting and television, medical and health, legal, educational, nonprofit, accounting, and domestic services.

This coverage is similar to that of the 1939 Business Census. However, "custom trades" and "services incidental to transportation," which are no longer included in the standard classification of the service trades, are not covered by the 1948 Census. In a number of localities, these exclusions as well as other changes in the standard classification may have a considerable effect in comparing

1948 with 1939 data, particularly with respect to establishment count.

*Establishment definition.*—For Census purposes, a business establishment is defined to include only enterprises conducted from a recognizable place of business, provided that the annual sales were in excess of \$5,000 for a wholesale trade establishment and \$500 for establishments in other trades. A detailed analysis of coverage will be provided in future Census of Business publications.

"Number of establishments" is the number of separate business locations, rather than the number of business companies or organizations, since the Census figures represent information reported separately for each business location or establishment. The establishment count reflects the number of places in business at the end of 1948 excluding administrative and executive offices of multiunit organizations, and "chain store" warehouses.

*Sales and receipts.*—"1948 sales and receipts" represents sales of merchandise and receipts from repairs and other services to customers. The figures reflect deductions for returned goods and allowances, but not for trade-in allowances; they exclude sales and excise taxes collected from customers and paid directly to any taxing agency.

*Proprietors.*—"Active proprietors..." represents owners and partners of unincorporated businesses who devoted the major portion of their time to the business in November 1948.

*Employment.*—"Number of paid employees..." represents all employees on the pay roll for the pay period ending nearest November 15, 1948. "Full workweek" employees, whether regular or seasonal, are those who in the November 15 pay period were paid for working at least the number of hours typically worked in a week by employees of the reporting establishment.

# 1948 CENSUS OF BUSINESS

RETAIL, WHOLESALE, SERVICE TRADES

U. S. DEPARTMENT OF COMMERCE  
BUREAU OF THE CENSUS

## PRELIMINARY

For Release May 22, 1950

Release Series BC-1P-42-003

### ANGELINA COUNTY, TEX.

Retail, wholesale, and service establishments located in Angelina County, Texas, showed a substantial expansion in dollar volume of trade from 1939 to 1948 according to preliminary figures from the 1948 Census of Business released today by the Bureau of the Census, U. S. Department of Commerce.

Retail sales in the county during 1948 aggregated \$25.3 million, an increase of 289 percent over the \$6.5 million in 1939, when the preceding Census of Business was taken. Wholesale sales in the county reached a total of \$22.0 million in 1948 as compared with \$3.4 million in 1939. The service trades included in the Census of Business recorded receipts totaling \$1.2 million in 1948 compared with \$0.3 million in 1939.

Employment in the county also rose over the 9-year period between 1939 and 1948 for the above trades. Establishments in these trades reported a combined total of 1,605 paid employees for the workweek ended nearest November 15, 1948. This compared with a total of 994 employees reported for the week of November 15, 1939.

These preliminary figures have been derived from a Census report on Angelina County, Texas, which also includes data for the city of Lufkin. Final figures, superseding the preliminary data for Angelina County, will be included in a Bulletin for the State of Texas to be issued in several months. Similar data will be made available this year in preliminary and final form for each of the counties and States. A single copy of the preliminary release for Angelina County as well as an order blank for other area releases may be obtained by writing to the Bureau of the Census, Washington 25, D. C.

Table 1.—CENSUS OF BUSINESS PRELIMINARY RESULTS FOR 1948, BY TRADE GROUP

### ANGELINA COUNTY, TEX.

Trade group and kind of business	Number of establishments	1948 sales and receipts (Thousand dollars)	Active proprietors of unincorporated businesses Nov. 1948	Paid employees, workweek ended nearest Nov. 15, 1948	
				Total employees <sup>1</sup>	Full workweek employees
RETAIL TRADE, total.....	385	25,296	379	1,199	1,065
Food group.....	145	6,114	147	161	139
Eating and drinking places.....	44	946	46	171	162
General merchandise grp, general stores..	24	2,989	19	196	140
Apparel group.....	18	1,314	15	69	66
Furniture-home furnishgs-appliance grp..	23	1,697	20	92	86
Automotive group.....	27	5,197	29	189	183
Gasoline service stations.....	44	1,588	42	93	77
Lumber-building-hardware group.....	17	2,824	18	95	89
Drug and proprietary stores.....	12	872	14	58	54
All other retail stores.....	31	1,755	29	75	69
WHOLESALE TRADE, total.....	26	22,014	15	156	x
Merchant wholesalers.....	17	19,263	9	123	x
Other types of wholesale.....	9	2,751	6	33	x
SELECTED SERVICE TRADES, <sup>2</sup> /total.....	114	1,238	109	250	226
Personal services.....	58	738	56	187	168
All other service trades.....	56	500	53	63	58
TOURIST COURTS AND CAMPS.....	6	61	6	8	7

x Not available.

<sup>1</sup>/ Includes employees paid for less than the full workweek.

<sup>2</sup>/ See General Description on last page for changes from the 1939 Census of Business in the coverage of Service Trades.

Table 2.—CENSUS OF BUSINESS PRELIMINARY RESULTS FOR 1948 FOR CITIES OF 2,500 INHABITANTS OR MORE

ANGELINA COUNTY, TEX.

(Data omitted for trade groups where necessary to avoid disclosure)

City and trade group <sup>1</sup>	Number of establishments	1948 sales and receipts (Thousand dollars)	Active proprietors of unincorporated businesses Nov. 1948	Paid employees, workweek ended nearest Nov. 15, 1948	
				Total employees <sup>2</sup>	Full workweek employees
Lufkin:					
Retail trade.....	250	21,649	243	1,069	955
Wholesale trade.....	26	22,014	15	156	x
Selected service trades....	89	1,129	86	232	212
Remainder of county:					
Retail trade.....	135	3,647	136	130	110
Selected service trades....	25	109	23	18	14

x Not available.

1/ See General Description on this page for changes from the 1939 Census of Business in the coverage of Service Trades.

2/ Includes employees paid for less than the full workweek.

GENERAL DESCRIPTION OF PRELIMINARY RELEASES FOR THE 1948 CENSUS OF BUSINESS

This series of releases, of which one is planned for each county in the United States, presents preliminary results of the 1948 Census of Business. The information is based on reports submitted by business establishments for that Census. The figures shown are preliminary, and are subject to revision in the final Census publications, but the changes are expected to be relatively minor with respect to coverage. The final Census figures will be issued in a series of Business Census bulletins which will show additional detailed kind-of-business information for all places where there are a sufficient number of establishments.

The 1948 Census of Business was taken under the provision of the Act of June 19, 1948, which provides that the Business Census be taken for 1948 and for each fifth year thereafter. Previous Business Censuses were taken for the years 1929, 1933, 1936, and 1939.

**Scope of the Census.**—The 1948 Census of Business covered all establishments in the following trades, as defined by the Standard Industrial Classification Manual, May 1949 issue, of the Executive Office of the President: all retail trades; all wholesale trades; all service trades in the following four groups—personal services, business services, automobile repairs and services, and miscellaneous repair services; hotels; tourist courts and camps; and amusements, including motion picture theaters. Some important services not covered are radio broadcasting and television, medical and health, legal, educational, nonprofit, accounting, and domestic services.

This coverage is similar to that of the 1939 Business Census. However, "custom trades" and "services incidental to transportation," which are no longer included in the standard classification of the service trades, are not covered by the 1948 Census. In a number of localities, these exclusions as well as

other changes in the standard classification may have a considerable effect in comparing 1948 with 1939 data, particularly with respect to establishment count.

**Establishment definition.**—For Census purposes, a business establishment is defined to include only enterprises conducted from a recognizable place of business, provided that the annual sales were in excess of \$5,000 for a wholesale trade establishment and \$500 for establishments in other trades. A detailed analysis of coverage will be provided in future Census of Business publications.

"Number of establishments" is the number of separate business locations, rather than the number of business companies or organizations, since the Census figures represent information reported separately for each business location or establishment. The establishment count reflects the number of places in business at the end of 1948 excluding administrative and executive offices of multiunit organizations, and "chain store" warehouses.

**Sales and receipts.**—"1948 sales and receipts" represents sales of merchandise and receipts from repairs and other services to customers. The figures reflect deductions for returned goods and allowances, but not for trade-in allowances; they exclude sales and excise taxes collected from customers and paid directly to any taxing agency.

**Proprietors.**—"Active proprietors..." represents owners and partners of unincorporated businesses who devoted the major portion of their time to the business in November 1948.

**Employment.**—"Number of paid employees..." represents all employees on the pay roll for the pay period ending nearest November 15, 1948. "Full workweek" employees, whether regular or seasonal, are those who in the November 15 pay period were paid for working at least the number of hours typically worked in a week by employees of the reporting establishment.

# 1948 CENSUS OF BUSINESS

RETAIL, WHOLESALE, SERVICE TRADES

U. S. DEPARTMENT OF COMMERCE  
BUREAU OF THE CENSUS

## PRELIMINARY

For Release May 1, 1950

Release Series BC-1P- 42-004

### ARANSAS COUNTY, TEX.

Retail, wholesale, and service establishments located in Aransas County, Texas, showed a substantial expansion in dollar volume of trade from 1939 to 1948 according to preliminary figures from the 1948 Census of Business released today by the Bureau of the Census, U. S. Department of Commerce.

Retail sales in the county during 1948 aggregated \$2.5 million, an increase of 257 percent over the \$0.7 million in 1939, when the preceding Census of Business was taken. Wholesale sales in the county reached a total of \$1.2 million in 1948 as compared with \$0.3 million in 1939. The service trades included in the Census of Business recorded receipts totaling \$103,000 in 1948 compared with \$36,000 in 1939.

Employment in the county also rose over the 9-year period between 1939 and 1948 for the above trades. Establishments in these trades reported a combined total of 250 paid employees for the workweek ended nearest November 15, 1948. This compared with a total of 173 employees reported for the week of November 15, 1939.

These preliminary figures have been derived from a Census report on Aransas County, Texas, which also includes data for the part of Aransas Pass located in Aransas County. Final figures, superseding the preliminary data for Aransas County, will be included in a Bulletin for the State of Texas to be issued in several months. Similar data will be made available this year in preliminary and final form for each of the counties and States. A single copy of the preliminary release for Aransas County as well as an order blank for other area releases may be obtained by writing to the Bureau of the Census, Washington 25, D. C.

Table 1.—CENSUS OF BUSINESS PRELIMINARY RESULTS FOR 1948, BY TRADE GROUP  
ARANSAS COUNTY, TEX.

Trade group and kind of business	Number of establishments	1948 sales and receipts (Thousand dollars)	Active proprietors of unincorporated businesses Nov. 1948	Paid employees, workweek ended nearest Nov. 15, 1948	
				Total employees <sup>1</sup>	Full workweek employees
RETAIL TRADE, total.....	76	2,499	76	114	96
Food group.....	16	895	16	17	15
Eating and drinking places.....	18	263	20	37	30
Gasoline service stations.....	10	249	8	15	15
All other retail stores.....	32	1,092	32	45	36
WHOLESALE TRADE.....	13	1,199	13	119	x
SELECTED SERVICE TRADES <sup>2/</sup> .....	10	103	12	17	17
TOURIST COURTS AND CAMPS.....	28	169	30	20	16

x Not available.

<sup>1/</sup> Includes employees paid for less than the full workweek.

<sup>2/</sup> See General Description on last page for changes from the 1939 Census of Business in the coverage of Service Trades.

Table 2.—CENSUS OF BUSINESS PRELIMINARY RESULTS FOR 1948 FOR CITIES OF 2,500 INHABITANTS OR MORE

ARANSAS COUNTY, TEX.

(Data omitted for trade groups where necessary to avoid disclosure)

City and trade group	Number of establishments	1948 sales and receipts (Thousand dollars)	Active proprietors of unincorporated businesses Nov. 1948	Paid employees, workweek ended nearest Nov. 15, 1948	
				Total <sup>1</sup> employees	Full workweek employees
Aransas Pass (part):					
Retail trade.....	8	110	8	8	5
Remainder of county:					
Retail trade.....	68	2,389	68	106	91

<sup>1</sup>/ Includes employees paid for less than the full workweek.

GENERAL DESCRIPTION OF PRELIMINARY RELEASES FOR THE 1948 CENSUS OF BUSINESS

This series of releases, of which one is planned for each county in the United States, presents preliminary results of the 1948 Census of Business. The information is based on reports submitted by business establishments for that Census. The figures shown are preliminary, and are subject to revision in the final Census publications, but the changes are expected to be relatively minor with respect to coverage. The final Census figures will be issued in a series of Business Census bulletins which will show additional detailed kind-of-business information for all places where there are a sufficient number of establishments.

The 1948 Census of Business was taken under the provision of the Act of June 19, 1948, which provides that the Business Census be taken for 1948 and for each fifth year thereafter. Previous Business Censuses were taken for the years 1929, 1933, 1935, and 1939.

*Scope of the Census.*—The 1948 Census of Business covered all establishments in the following trades, as defined by the Standard Industrial Classification Manual, May 1949 issue, of the Executive Office of the President: all retail trades; all wholesale trades; all service trades in the following four groups—personal services, business services, automobile repairs and services, and miscellaneous repair services; hotels; tourist courts and camps; and amusements, including motion picture theaters. Some important services not covered are radio broadcasting and television, medical and health, legal, educational, nonprofit, accounting, and domestic services.

This coverage is similar to that of the 1939 Business Census. However, "custom trades" and "services incidental to transportation," which are no longer included in the standard classification of the service trades, are not covered by the 1948 Census. In a number of localities, these exclusions as well as other changes in the standard classification may have

a considerable effect in comparing 1948 with 1939 data, particularly with respect to establishment count.

*Establishment definition.*—For Census purposes, a business establishment is defined to include only enterprises conducted from a recognizable place of business, provided that the annual sales were in excess of \$5,000 for a wholesale trade establishment and \$500 for establishments in other trades. A detailed analysis of coverage will be provided in future Census of Business publications.

"Number of establishments" is the number of separate business locations, rather than the number of business companies or organizations, since the Census figures represent information reported separately for each business location or establishment. The establishment count reflects the number of places in business at the end of 1948 excluding administrative and executive offices of multiunit organizations, and "chain store" warehouses.

*Sales and receipts.*—"1948 sales and receipts" represents sales of merchandise and receipts from repairs and other services to customers. The figures reflect deductions for returned goods and allowances, but not for trade-in allowances; they exclude sales and excise taxes collected from customers and paid directly to any taxing agency.

*Proprietors.*—"Active proprietors..." represents owners and partners of unincorporated businesses who devoted the major portion of their time to the business in November 1948.

*Employment.*—"Number of paid employees..." represents all employees on the pay roll for the pay period ending nearest November 15, 1948. "Full workweek" employees, whether regular or seasonal, are those who in the November 15 pay period were paid for working at least the number of hours typically worked in a week by employees of the reporting establishment.



# 1948 CENSUS OF BUSINESS

RETAIL, WHOLESALE, SERVICE TRADES

U. S. DEPARTMENT OF COMMERCE  
BUREAU OF THE CENSUS

## PRELIMINARY

For Release May 8, 1950

Release Series BC-1P-42-005

### ARCHER COUNTY, TEX.

Retail, wholesale, and service establishments located in Archer County, Texas, showed a substantial expansion in dollar volume of trade from 1939 to 1948 according to preliminary figures from the 1948 Census of Business released today by the Bureau of the Census, U.S. Department of Commerce.

Retail sales in the county during 1948 aggregated \$3.1 million, an increase of 138 percent over the \$1.3 million in 1939, when the preceding Census of Business was taken. Wholesale sales in the county reached a total of \$1.0 million in 1948 as compared with \$0.4 million in 1939. The service trades included in the Census of Business recorded receipts totaling \$192,000 in 1948 compared with \$51,000 in 1939.

Employment in the county decreased over the 9-year period between 1939 and 1948 for the above trades. Establishments in these trades reported a combined total of 140 paid employees for the workweek ended nearest November 15, 1948. This compared with a total of 168 employees reported for the week of November 15, 1939.

These preliminary figures have been derived from a Census report on Archer County, Texas. Final figures, superseding the preliminary data for Archer County, will be included in a Bulletin for the State of Texas to be issued in several months. Similar data will be made available this year in preliminary and final form for each of the counties and States. A single copy of the preliminary release for Archer County as well as an order blank for other area releases may be obtained by writing to the Bureau of the Census, Washington 25, D.C.

Table 1.—CENSUS OF BUSINESS PRELIMINARY RESULTS FOR 1948, BY TRADE GROUP

### ARCHER COUNTY, TEX.

Trade group and kind of business	Number of establishments	1948 sales and receipts (Thousand dollars)	Active proprietors of unincorporated businesses Nov. 1948	Paid employees, workweek ended nearest Nov. 15, 1948	
				Total employees <sup>1</sup>	Full workweek employees
RETAIL TRADE, total.....	78	3,056	81	111	98
Food group.....	19	1,063	22	30	24
Eating and drinking places.....	6	115	6	24	22
Gasoline service stations.....	22	326	25	5	5
All other retail stores.....	31	1,552	28	52	47
WHOLESALE TRADE.....	8	1,032	9	10	x
SELECTED SERVICE TRADES, <sup>2</sup> /total.....	23	192	26	19	16
Personal services.....	12	53	13	12	10
All other service trades.....	11	139	13	7	6

x Not available.

<sup>1</sup>/ Includes employees paid for less than the full workweek.

<sup>2</sup>/ See General Description on last page for changes from the 1939 Census of Business in the coverage of Service Trades.

1552x

## GENERAL DESCRIPTION OF PRELIMINARY RELEASES FOR THE 1948 CENSUS OF BUSINESS

This series of releases, of which one is planned for each county in the United States, presents preliminary results of the 1948 Census of Business. The information is based on reports submitted by business establishments for that Census. The figures shown are preliminary, and are subject to revision in the final Census publications, but the changes are expected to be relatively minor with respect to coverage. The final Census figures will be issued in a series of Business Census bulletins which will show additional detailed kind-of-business information for all places where there are a sufficient number of establishments.

The 1948 Census of Business was taken under the provision of the Act of June 19, 1948, which provides that the Business Census be taken for 1948 and for each fifth year thereafter. Previous Business Censuses were taken for the years 1929, 1933, 1935, and 1939.

*Scope of the Census.*—The 1948 Census of Business covered all establishments in the following trades, as defined by the Standard Industrial Classification Manual, May 1949 issue, of the Executive Office of the President: all retail trades; all wholesale trades; all service trades in the following four groups—personal services, business services, automobile repairs and services, and miscellaneous repair services; hotels; tourist courts and camps; and amusements, including motion picture theaters. Some important services not covered are radio broadcasting and television, medical and health, legal, educational, nonprofit, accounting, and domestic services.

This coverage is similar to that of the 1939 Business Census. However, "custom trades" and "services incidental to transportation," which are no longer included in the standard classification of the service trades, are not covered by the 1948 Census. In a number of localities, these exclusions as well as other changes in the standard classification may have a considerable effect in comparing

1948 with 1939 data, particularly with respect to establishment count.

*Establishment definition.*—For Census purposes, a business establishment is defined to include only enterprises conducted from a recognizable place of business, provided that the annual sales were in excess of \$5,000 for a wholesale trade establishment and \$500 for establishments in other trades. A detailed analysis of coverage will be provided in future Census of Business publications.

"Number of establishments" is the number of separate business locations, rather than the number of business companies or organizations, since the Census figures represent information reported separately for each business location or establishment. The establishment count reflects the number of places in business at the end of 1948 excluding administrative and executive offices of multiunit organizations, and "chain store" warehouses.

*Sales and receipts.*—"1948 sales and receipts" represents sales of merchandise and receipts from repairs and other services to customers. The figures reflect deductions for returned goods and allowances, but not for trade-in allowances; they exclude sales and excise taxes collected from customers and paid directly to any taxing agency.

*Proprietors.*—"Active proprietors..." represents owners and partners of unincorporated businesses who devoted the major portion of their time to the business in November 1948.

*Employment.*—"Number of paid employees..." represents all employees on the pay roll for the pay period ending nearest November 15, 1948. "Full workweek" employees, whether regular or seasonal, are those who in the November 15 pay period were paid for working at least the number of hours typically worked in a week by employees of the reporting establishment.



## GENERAL DESCRIPTION OF PRELIMINARY RELEASES FOR THE 1948 CENSUS OF BUSINESS

This series of releases, of which one is planned for each county in the United States, presents preliminary results of the 1948 Census of Business. The information is based on reports submitted by business establishments for that Census. The figures shown are preliminary, and are subject to revision in the final Census publications, but the changes are expected to be relatively minor with respect to coverage. The final Census figures will be issued in a series of Business Census bulletins which will show additional detailed kind-of-business information for all places where there are a sufficient number of establishments.

The 1948 Census of Business was taken under the provision of the Act of June 19, 1948, which provides that the Business Census be taken for 1948 and for each fifth year thereafter. Previous Business Censuses were taken for the years 1929, 1933, 1935, and 1939.

*Scope of the Census.*—The 1948 Census of Business covered all establishments in the following trades, as defined by the Standard Industrial Classification Manual, May 1949 issue, of the Executive Office of the President: all retail trades; all wholesale trades; all service trades in the following four groups—personal services, business services, automobile repairs and services, and miscellaneous repair services; hotels; tourist courts and camps; and amusements, including motion picture theaters. Some important services not covered are radio broadcasting and television, medical and health, legal, educational, nonprofit, accounting, and domestic services.

This coverage is similar to that of the 1939 Business Census. However, "custom trades" and "services incidental to transportation," which are no longer included in the standard classification of the service trades, are not covered by the 1948 Census. In a number of localities these exclusions as well as other changes in the standard classification may have a considerable effect in comparing

1948 with 1939 data, particularly with respect to establishment count.

*Establishment definition.*—For Census purposes, a business establishment is defined to include only enterprises conducted from a recognizable place of business, provided that the annual sales were in excess of \$5,000 for a wholesale trade establishment and \$500 for establishments in other trades. A detailed analysis of coverage will be provided in future Census of Business publications.

"Number of establishments" is the number of separate business locations, rather than the number of business companies or organizations, since the Census figures represent information reported separately for each business location or establishment. The establishment count reflects the number of places in business at the end of 1948 excluding administrative and executive offices of multiunit organizations, and "chain store" warehouses.

*Sales and receipts.*—"1948 sales and receipts" represents sales of merchandise and receipts from repairs and other services to customers. The figures reflect deductions for returned goods and allowances but not for trade-in allowances; they exclude sales and excise taxes collected from customers and paid directly to any taxing agency.

*Proprietors.*—"Active proprietors..." represents owners and partners of unincorporated businesses who devoted the major portion of their time to the business in November 1948.

*Employment.*—"Number of paid employees..." represents all employees on the pay roll for the pay period ending nearest November 15, 1948. "Full workweek" employees, whether regular or seasonal, are those who in the November 15 pay period were paid for working at least the number of hours typically worked in a week by employees of the reporting establishment.

# 1948 CENSUS OF BUSINESS

RETAIL, WHOLESALE, SERVICE TRADES

U. S. DEPARTMENT OF COMMERCE  
BUREAU OF THE CENSUS

E  
S

## PRELIMINARY

For Release April 27, 1950

Release Series BC-1P-42-007

### ATASCOSA COUNTY, TEX.

Retail, wholesale, and service establishments located in Atascosa County, Texas, showed a substantial expansion in dollar volume of trade from 1939 to 1948 according to preliminary figures from the 1948 Census of Business released today by the Bureau of the Census, U. S. Department of Commerce.

Retail sales in the county during 1948 aggregated \$9.2 million, an increase of 300 percent over the \$2.3 million in 1939, when the preceding Census of Business was taken. Wholesale sales in the county reached a total of \$2.5 million in 1948 as compared with \$0.4 million in 1939. The service trades included in the Census of Business recorded receipts totaling \$301,000 in 1948 compared with \$69,000 in 1939.

Employment in the county also rose over the 9-year period between 1939 and 1948 for the above trades. Establishments in these trades reported a combined total of 492 paid employees for the workweek ended nearest November 15, 1948. This compared with a total of 316 employees reported for the week of November 15, 1939.

These preliminary figures have been derived from a Census report on Atascosa County, Texas. Final figures, superseding the preliminary data for Atascosa County, will be included in a Bulletin for the State of Texas to be issued in several months. Similar data will be made available this year in preliminary and final form for each of the counties and States. A single copy of the preliminary release for Atascosa County as well as an order blank for other area releases may be obtained by writing to the Bureau of the Census, Washington 25, D. C.

3  
t  
c  
x  
1  
6  
5  
2  
x

Table 1.—CENSUS OF BUSINESS PRELIMINARY RESULTS FOR 1948, BY TRADE GROUP

## ATASCOSA COUNTY, TEX.

Trade group and kind of business	Number of establishments	1948 sales and receipts (Thousand dollars)	Active proprietors of unincorporated businesses Nov. 1948	Paid employees, workweek ended nearest Nov. 15, 1948	
				Total employees <sup>1</sup>	Full workweek employees
RETAIL TRADE, total.....	216	9,193	209	422	379
Food group.....	53	2,158	54	62	52
Eating and drinking places.....	45	655	46	80	71
General merchandise grp, general stores.....	14	1,384	15	58	51
Furniture-home furnishings-appliance grp.....	8	155	6	9	6
Automotive group.....	16	1,649	16	91	90
Gasoline service stations.....	31	644	29	30	26
Lumber-building-hardware group.....	21	1,805	15	63	56
Drug and proprietary stores.....	9	252	10	15	15
All other retail stores.....	19	491	18	14	12
WHOLESALE TRADE.....	12	2,515	8	33	x
SELECTED SERVICE TRADES, <sup>2/</sup> total.....	48	301	49	37	34
Personal services.....	23	131	23	22	21
All other service trades.....	25	170	26	15	13

x Not available.

<sup>1/</sup> Includes employees paid for less than the full workweek.

<sup>2/</sup> See General Description on this page for changes from the 1939 Census of Business in the coverage of Service Trades.

## GENERAL DESCRIPTION OF PRELIMINARY RELEASES FOR THE 1948 CENSUS OF BUSINESS

This series of releases, of which one is planned for each county in the United States, presents preliminary results of the 1948 Census of Business. The information is based on reports submitted by business establishments for that Census. The figures shown are preliminary, and are subject to revision in the final Census publications, but the changes are expected to be relatively minor with respect to coverage. The final Census figures will be issued in a series of Business Census bulletins which will show additional detailed kind-of-business information for all places where there are a sufficient number of establishments.

The 1948 Census of Business was taken under the provision of the Act of June 19, 1948, which provides that the Business Census be taken for 1948 and for each fifth year thereafter. Previous Business Censuses were taken for the years 1929, 1933, 1935, and 1939.

**Scope of the Census.**—The 1948 Census of Business covered all establishments in the following trades, as defined by the Standard Industrial Classification Manual, May 1949 issue, of the Executive Office of the President: all retail trades; all wholesale trades; all service trades in the following four groups—personal services, business services, automobile repairs and services, and miscellaneous repair services; hotels; tourist courts and camps; and amusements, including motion picture theaters. Some important services not covered are radio broadcasting and television, medical and health, legal, educational, nonprofit, accounting, and domestic services.

This coverage is similar to that of the 1939 Business Census. However, "custom trades" and "services incidental to transportation," which are no longer included in the standard classification of the service trades, are not covered by the 1948 Census. In a number of localities, these exclusions as well as

other changes in the standard classification may have a considerable effect in comparing 1948 with 1939 data, particularly with respect to establishment count.

**Establishment definition.**—For Census purposes, a business establishment is defined to include only enterprises conducted from a recognizable place of business, provided that the annual sales were in excess of \$5,000 for a wholesale trade establishment and \$500 for establishments in other trades. A detailed analysis of coverage will be provided in future Census of Business publications.

"Number of establishments" is the number of separate business locations, rather than the number of business companies or organizations, since the Census figures represent information reported separately for each business location or establishment. The establishment count reflects the number of places in business at the end of 1948 excluding administrative and executive offices of multiunit organizations, and "chain store" warehouses.

**Sales and receipts.**—"1948 sales and receipts" represents sales of merchandise and receipts from repairs and other services to customers. The figures reflect deductions for returned goods and allowances, but not for trade-in allowances; they exclude sales and excise taxes collected from customers and paid directly to any taxing agency.

**Proprietors.**—"Active proprietors..." represents owners and partners of unincorporated businesses who devoted the major portion of their time to the business in November 1948.

**Employment.**—"Number of paid employees..." represents all employees on the pay roll for the pay period ending nearest November 15, 1948. "Full workweek" employees, whether regular or seasonal, are those who in the November 15 pay period were paid for working at least the number of hours typically worked in a week by employees of the reporting establishment.

# 1948 CENSUS OF BUSINESS

RETAIL, WHOLESALE, SERVICE TRADES

U. S. DEPARTMENT OF COMMERCE  
BUREAU OF THE CENSUS

E  
S

## PRELIMINARY

For Release May 8, 1950

Release Series BC-1P-42-008

### AUSTIN COUNTY, TEX.

Retail, wholesale, and service establishments located in Austin County, Texas, showed a substantial expansion in dollar volume of trade from 1939 to 1948 according to preliminary figures from the 1948 Census of Business released today by the Bureau of the Census, U. S. Department of Commerce.

Retail sales in the county during 1948 aggregated \$10.6 million, an increase of 279 percent over the \$2.8 million in 1939, when the preceding Census of Business was taken. Wholesale sales in the county reached a total of \$3.7 million in 1948 as compared with \$0.6 million in 1939. The service trades included in the Census of Business recorded receipts totaling \$250,000 in 1948 compared with \$100,000 in 1939.

Employment in the county also rose over the 9-year period between 1939 and 1948 for the above trades. Establishments in these trades reported a combined total of 611 paid employees for the workweek ended nearest November 15, 1948. This compared with a total of 433 employees reported for the week of November 15, 1939.

These preliminary figures have been derived from a Census report on Austin County, Texas. Final figures, superseding the preliminary data for Austin County, will be included in a Bulletin for the State of Texas to be issued in several months. Similar data will be made available this year in preliminary and final form for each of the counties and States. A single copy of the preliminary release for Austin County as well as an order blank for other area releases may be obtained by writing to the Bureau of the Census, Washington 25, D. C.

5  
V  
C  
C  
X  
1  
6  
5  
2  
X

Table 1.—CENSUS OF BUSINESS PRELIMINARY RESULTS FOR 1948, BY TRADE GROUP

## AUSTIN COUNTY, TEX.

Trade group and kind of business	Number of establishments	1948 sales and receipts (Thousand dollars)	Active proprietors of unincorporated businesses Nov. 1948	Paid employees, workweek ended nearest Nov. 15, 1948	
				Total employees <sup>1</sup>	Full workweek employees
RETAIL TRADE, total.....	258	10,602	252	506	385
Food group.....	54	2,334	50	76	50
Eating and drinking places.....	51	724	49	90	64
General merchandise grp, general stores	25	1,919	23	82	57
Furniture-home furnishgs-appliance grp.	6	157	6	6	5
Automotive group.....	22	1,558	25	72	65
Gasoline service stations.....	33	688	36	35	23
Lumber-building-hardware group.....	22	1,474	22	48	43
Drug and proprietary stores.....	5	225	5	16	12
All other retail stores.....	40	1,523	36	81	66
WHOLESALE TRADE.....	15	3,734	14	63	x
SELECTED SERVICE TRADES, <sup>2/</sup> total.....	50	250	51	42	27
Personal services.....	29	129	29	29	17
All other service trades.....	21	121	22	13	10
AMUSEMENTS.....	5	66	4	8	x

x Not available.

1/ Includes employees paid for less than the full workweek.

2/ See General Description on this page for changes from the 1939 Census of Business in the coverage of Service Trades.

## GENERAL DESCRIPTION OF PRELIMINARY RELEASES FOR THE 1948 CENSUS OF BUSINESS

This series of releases, of which one is planned for each county in the United States, presents preliminary results of the 1948 Census of Business. The information is based on reports submitted by business establishments for that Census. The figures shown are preliminary, and are subject to revision in the final Census publications, but the changes are expected to be relatively minor with respect to coverage. The final Census figures will be issued in a series of Business Census bulletins which will show additional detailed kind-of-business information for all places where there are a sufficient number of establishments.

The 1948 Census of Business was taken under the provision of the Act of June 19, 1948, which provides that the Business Census be taken for 1948 and for each fifth year thereafter. Previous Business Censuses were taken for the years 1929, 1933, 1935, and 1939.

**Scope of the Census.**—The 1948 Census of Business covered all establishments in the following trades, as defined by the Standard Industrial Classification Manual, May 1949 issue, of the Executive Office of the President: all retail trades; all wholesale trades; all service trades in the following four groups—personal services, business services, automobile repairs and services, and miscellaneous repair services; hotels; tourist courts and camps; and amusements, including motion picture theaters. Some important services not covered are radio broadcasting and television, medical and health, legal, educational, nonprofit, accounting, and domestic services.

This coverage is similar to that of the 1939 Business Census. However, "custom trades" and "services incidental to transportation," which are no longer included in the standard classification of the service trades, are not covered by the 1948 Census. In a number of localities, these exclusions as well as

other changes in the standard classification may have a considerable effect in comparing 1948 with 1939 data, particularly with respect to establishment count.

**Establishment definition.**—For Census purposes, a business establishment is defined to include only enterprises conducted from a recognizable place of business, provided that the annual sales were in excess of \$5,000 for a wholesale trade establishment and \$500 for establishments in other trades. A detailed analysis of coverage will be provided in future Census of Business publications.

"Number of establishments" is the number of separate business locations, rather than the number of business companies or organizations, since the Census figures represent information reported separately for each business location or establishment. The establishment count reflects the number of places in business at the end of 1948 excluding administrative and executive offices of multiunit organizations, and "chain store" warehouses.

**Sales and receipts.**—"1948 sales and receipts" represents sales of merchandise and receipts from repairs and other services to customers. The figures reflect deductions for returned goods and allowances, but not for trade-in allowances; they exclude sales and excise taxes collected from customers and paid directly to any taxing agency.

**Proprietors.**—"Active proprietors..." represents owners and partners of unincorporated businesses who devoted the major portion of their time to the business in November 1948.

**Employment.**—"Number of paid employees..." represents all employees on the pay roll for the pay period ending nearest November 15, 1948. "Full workweek" employees, whether regular or seasonal, are those who in the November 15 pay period were paid for working at least the number of hours typically worked in a week by employees of the reporting establishment.



# 1948 CENSUS OF BUSINESS

RETAIL, WHOLESALE, SERVICE TRADES

U. S. DEPARTMENT OF COMMERCE  
BUREAU OF THE CENSUS

E  
S

## PRELIMINARY

For Release May 8, 1950

Release Series BC-1P-42-009

### BAILEY COUNTY, TEX.

Retail, wholesale, and service establishments located in Bailey County, Texas, showed a substantial expansion in dollar volume of trade from 1939 to 1948 according to preliminary figures from the 1948 Census of Business released today by the Bureau of the Census, U. S. Department of Commerce.

Retail sales in the county during 1948 aggregated \$6.7 million, an increase of 415 percent over the \$1.3 million in 1939, when the preceding Census of Business was taken. Wholesale sales in the county reached a total of \$9.3 million in 1948 as compared with \$0.9 million in 1939. The service trades included in the Census of Business recorded receipts totaling \$265,000 in 1948 compared with \$54,000 in 1939.

Employment in the county also rose over the 9-year period between 1939 and 1948 for the above trades. Establishments in these trades reported a combined total of 382 paid employees for the workweek ended nearest November 15, 1948. This compared with a total of 167 employees reported for the week of November 15, 1939.

These preliminary figures have been derived from a Census report on Bailey County, Texas. Final figures, superseding the preliminary data for Bailey County, will be included in a Bulletin for the State of Texas to be issued in several months. Similar data will be made available this year in preliminary and final form for each of the counties and States. A single copy of the preliminary release for Bailey County as well as an order blank for other area releases may be obtained by writing to the Bureau of the Census, Washington 25, D. C.

Table 1.—CENSUS OF BUSINESS PRELIMINARY RESULTS FOR 1948, BY TRADE GROUP  
BAILEY COUNTY, TEX.

Trade group and kind of business	Number of establishments	1948 sales and receipts (Thousand dollars)	Active proprietors of unincorporated businesses Nov. 1948	Paid employees, workweek ended nearest Nov. 15, 1948	
				Total employees <sup>1</sup>	Full workweek employees
RETAIL TRADE, total.....	88	6,729	90	284	233
Food group.....	23	1,492	22	60	46
Eating and drinking places.....	8	202	8	40	34
Gasoline service stations.....	13	425	14	12	10
All other retail stores.....	44	4,610	46	172	143
WHOLESALE TRADE.....	20	9,324	16	62	x
SELECTED SERVICE TRADES, <sup>2/</sup> total.....	38	265	41	36	33
Personal services.....	18	151	17	26	24
All other service trades.....	20	114	24	10	9

x Not available.

<sup>1/</sup> Includes employees paid for less than the full workweek.

<sup>2/</sup> See General Description on last page for changes from the 1939 Census of Business in the coverage of Service Trades.

3  
4  
5  
6  
7  
8  
9  
x  
1  
6  
5  
2  
x

## GENERAL DESCRIPTION OF PRELIMINARY RELEASES FOR THE 1948 CENSUS OF BUSINESS

This series of releases, of which one is planned for each county in the United States, presents preliminary results of the 1948 Census of Business. The information is based on reports submitted by business establishments for that Census. The figures shown are preliminary, and are subject to revision in the final Census publications, but the changes are expected to be relatively minor with respect to coverage. The final Census figures will be issued in a series of Business Census bulletins which will show additional detailed kind-of-business information for all places where there are a sufficient number of establishments.

The 1948 Census of Business was taken under the provision of the Act of June 19, 1948, which provides that the Business Census be taken for 1948 and for each fifth year thereafter. Previous Business Censuses were taken for the years 1929, 1933, 1935, and 1939.

*Scope of the Census.*—The 1948 Census of Business covered all establishments in the following trades, as defined by the Standard Industrial Classification Manual, May 1949 issue, of the Executive Office of the President: all retail trades; all wholesale trades; all service trades in the following four groups—personal services, business services, automobile repairs and services, and miscellaneous repair services; hotels; tourist courts and camps; and amusements, including motion picture theaters. Some important services not covered are radio broadcasting and television, medical and health, legal, educational, nonprofit, accounting, and domestic services.

This coverage is similar to that of the 1939 Business Census. However, "custom trades" and "services incidental to transportation," which are no longer included in the standard classification of the service trades, are not covered by the 1948 Census. In a number of localities, these exclusions as well as other changes in the standard classification may have a considerable effect in comparing

1948 with 1939 data, particularly with respect to establishment count.

*Establishment definition.*—For Census purposes, a business establishment is defined to include only enterprises conducted from a recognizable place of business, provided that the annual sales were in excess of \$5,000 for a wholesale trade establishment and \$500 for establishments in other trades. A detailed analysis of coverage will be provided in future Census of Business publications.

"Number of establishments" is the number of separate business locations, rather than the number of business companies or organizations, since the Census figures represent information reported separately for each business location or establishment. The establishment count reflects the number of places in business at the end of 1948 excluding administrative and executive offices of multiunit organizations, and "chain store" warehouses.

*Sales and receipts.*—"1948 sales and receipts" represents sales of merchandise and receipts from repairs and other services to customers. The figures reflect deductions for returned goods and allowances, but not for trade-in allowances; they exclude sales and excise taxes collected from customers and paid directly to any taxing agency.

*Proprietors.*—"Active proprietors..." represents owners and partners of unincorporated businesses who devoted the major portion of their time to the business in November 1948.

*Employment.*—"Number of paid employees..." represents all employees on the pay roll for the pay period ending nearest November 15, 1948. "Full workweek" employees, whether regular or seasonal, are those who in the November 15 pay period were paid for working at least the number of hours typically worked in a week by employees of the reporting establishment.

# 1948 CENSUS OF BUSINESS

RETAIL, WHOLESALE, SERVICE TRADES

U. S. DEPARTMENT OF COMMERCE  
BUREAU OF THE CENSUS

E  
S

## PRELIMINARY

For Release May 1, 1950

Release Series BC-1P- 42-010

### BANDERA COUNTY, TEX.

Retail and service establishments located in Bandera County, Texas, showed a substantial expansion in dollar volume of trade from 1939 to 1948 according to preliminary figures from the 1948 Census of Business released today by the Bureau of the Census, U. S. Department of Commerce.

Retail sales in the county during 1948 aggregated \$2.8 million, an increase of 367 percent over the \$0.6 million in 1939, when the preceding Census of Business was taken. The service trades included in the Census of Business recorded receipts totaling \$79,000 in 1948 compared with \$18,000 in 1939.

Employment in the county also rose over the 9-year period between 1939 and 1948 for the above trades. Establishments in these trades reported a combined total of 147 paid employees for the workweek ended nearest November 15, 1948. This compared with a total of 56 employees reported for the week of November 15, 1939.

These preliminary figures have been derived from a Census report on Bandera County, Texas. Final figures, superseding the preliminary data for Bandera County, will be included in a Bulletin for the State of Texas to be issued in several months. Similar data will be made available this year in preliminary and final form for each of the counties and States. A single copy of the preliminary release for Bandera County as well as an order blank for other area releases may be obtained by writing to the Bureau of the Census, Washington 25, D. C.

Table 1.—CENSUS OF BUSINESS PRELIMINARY RESULTS FOR 1948, BY TRADE GROUP

### BANDERA COUNTY, TEX.

Trade group and kind of business	Number of establishments	1948 sales and receipts (Thousand dollars)	Active proprietors of unincorporated businesses Nov. 1948	Paid employees, workweek ended nearest Nov. 15, 1948	
				Total employees <sup>1</sup>	Full workweek employees
RETAIL TRADE, total.....	76	2,826	81	139	133
Food group.....	19	267	20	23	20
Eating and drinking places.....	23	520	24	67	64
Gasoline service stations.....	3	211	11	7	7
All other retail stores.....	25	1,128	26	42	42
SELECTED SERVICE TRADES, <sup>2/</sup> total.....	13	79	10	8	8
Personal services.....	7	34	6	6	6
All other service trades.....	6	45	4	2	2
TOURIST COURTS AND CAMPS.....	6	32	8	1	-

<sup>1/</sup> Includes employees paid for less than the full workweek.

<sup>2/</sup> See General Description on last page for changes from the 1939 Census of Business in the coverage of Service Trades.

5  
5  
2  
X

## GENERAL DESCRIPTION OF PRELIMINARY RELEASES FOR THE 1948 CENSUS OF BUSINESS

This series of releases, of which one is planned for each county in the United States, presents preliminary results of the 1948 Census of Business. The information is based on reports submitted by business establishments for that Census. The figures shown are preliminary, and are subject to revision in the final Census publications, but the changes are expected to be relatively minor with respect to coverage. The final Census figures will be issued in a series of Business Census bulletins which will show additional detailed kind-of-business information for all places where there are a sufficient number of establishments.

The 1948 Census of Business was taken under the provision of the Act of June 19, 1948, which provides that the Business Census be taken for 1948 and for each fifth year thereafter. Previous Business Censuses were taken for the years 1929, 1933, 1935, and 1939.

*Scope of the Census.*—The 1948 Census of Business covered all establishments in the following trades, as defined by the Standard Industrial Classification Manual, May 1949 issue, of the Executive Office of the President: all retail trades; all wholesale trades; all service trades in the following four groups—personal services, business services, automobile repairs and services, and miscellaneous repair services; hotels; tourist courts and camps; and amusements, including motion picture theaters. Some important services not covered are radio broadcasting and television, medical and health, legal, educational, nonprofit, accounting, and domestic services.

This coverage is similar to that of the 1939 Business Census. However, "custom trades" and "services incidental to transportation," which are no longer included in the standard classification of the service trades, are not covered by the 1948 Census. In a number of localities, these exclusions as well as other changes in the standard classification may have a considerable effect in comparing

1948 with 1939 data, particularly with respect to establishment count.

*Establishment definition.*—For Census purposes, a business establishment is defined to include only enterprises conducted from a recognizable place of business, provided that the annual sales were in excess of \$5,000 for a wholesale trade establishment and \$500 for establishments in other trades. A detailed analysis of coverage will be provided in future Census of Business publications.

"Number of establishments" is the number of separate business locations, rather than the number of business companies or organizations, since the Census figures represent information reported separately for each business location or establishment. The establishment count reflects the number of places in business at the end of 1948 excluding administrative and executive offices of multiunit organizations, and "chain store" warehouses.

*Sales and receipts.*—"1948 sales and receipts" represents sales of merchandise and receipts from repairs and other services to customers. The figures reflect deductions for returned goods and allowances, but not for trade-in allowances; they exclude sales and excise taxes collected from customers and paid directly to any taxing agency.

*Proprietors.*—"Active proprietors..." represents owners and partners of unincorporated businesses who devoted the major portion of their time to the business in November 1948.

*Employment.*—"Number of paid employees..." represents all employees on the pay roll for the pay period ending nearest November 15, 1948. "Full workweek" employees, whether regular or seasonal, are those who in the November 15 pay period were paid for working at least the number of hours typically worked in a week by employees of the reporting establishment.

# 1948 CENSUS OF BUSINESS

RETAIL, WHOLESALE, SERVICE TRADES

U. S. DEPARTMENT OF COMMERCE  
BUREAU OF THE CENSUS

## PRELIMINARY

For Release May 1, 1950

Release Series BC-1P-42-011

### BASTROP COUNTY, TEX.

Retail, wholesale, and service establishments located in Bastrop County, Texas, showed a substantial expansion in dollar volume of trade from 1939 to 1948 according to preliminary figures from the 1948 Census of Business released today by the Bureau of the Census, U. S. Department of Commerce.

Retail sales in the county during 1948 aggregated \$9.8 million, an increase of 238 percent over the \$2.9 million in 1939, when the preceding Census of Business was taken. Wholesale sales in the county reached a total of \$3.6 million in 1948 as compared with \$0.6 million in 1939. The service trades included in the Census of Business recorded receipts totaling \$484,000 in 1948 compared with \$102,000 in 1939.

Employment in the county also rose over the 9-year period between 1939 and 1948 for the above trades. Establishments in these trades reported a combined total of 680 paid employees for the workweek ended nearest November 15, 1948. This compared with a total of 455 employees reported for the week of November 15, 1939.

These preliminary figures have been derived from a Census report on Bastrop County, Texas, which also includes data for the city of Smithville. Final figures, superseding the preliminary data for Bastrop County, will be included in a Bulletin for the State of Texas to be issued in several months. Similar data will be made available this year in preliminary and final form for each of the counties and States. A single copy of the preliminary release for Bastrop County as well as an order blank for other area releases may be obtained by writing to the Bureau of the Census, Washington 25, D. C.

Table 1.—CENSUS OF BUSINESS PRELIMINARY RESULTS FOR 1948, BY TRADE GROUP

### BASTROP COUNTY, TEX.

Trade group and kind of business	Number of establishments	1948 sales and receipts (Thousand dollars)	Active proprietors of unincorporated businesses Nov. 1948	Paid employees, workweek ended nearest Nov. 15, 1948	
				Total employees <sup>1</sup>	Full workweek employees
RETAIL TRADE, total.....	272	9,832	252	539	407
Food group.....	74	3,152	71	146	89
Eating and drinking places.....	56	550	50	113	88
General merchandise grp, general stores.....	28	941	20	78	56
Furniture-home furnishings-appliance grp.....	11	328	11	15	11
Automotive group.....	21	1,589	21	67	64
Gasoline service stations.....	28	728	30	44	36
Lumber-building-hardware group.....	14	919	13	30	30
All other retail stores.....	40	1,625	36	46	33
WHOLESALE TRADE.....	19	3,599	17	45	x
SELECTED SERVICE TRADES, <sup>2</sup> /total.....	65	484	64	96	83
Personal services.....	42	264	41	74	63
All other service trades.....	23	220	23	22	20

x Not available.

<sup>1</sup>/ Includes employees paid for less than the full workweek.

<sup>2</sup>/ See General Description on last page for changes from the 1939 Census of Business in the coverage of Service Trades.

E  
S

;  
.  
c  
c  
1  
5  
5  
2  
x

Table 2.—CENSUS OF BUSINESS PRELIMINARY RESULTS FOR 1948 FOR CITIES OF 2,500 INHABITANTS OR MORE

BASTROP COUNTY, TEX.

(Data omitted for trade groups where necessary to avoid disclosure)

City and trade group <sup>1</sup>	Number of establishments	1948 sales and receipts (Thousand dollars)	Active proprietors of unincorporated businesses Nov. 1948	Paid employees, workweek ended nearest Nov. 15, 1948	
				Total employees <sup>2</sup>	Full workweek employees
Smithville:					
Retail trade.....	73	3,030	69	198	161
Selected service trades...	23	167	22	35	29
Remainder of county:					
Retail trade.....	199	6,802	183	341	246
Selected service trades...	42	317	42	61	54

1/ See General Description on this page for changes from the 1939 Census of Business in the coverage of Service Trades.

2/ Includes employees paid for less than the full workweek.

GENERAL DESCRIPTION OF PRELIMINARY RELEASES FOR THE 1948 CENSUS OF BUSINESS

This series of releases, of which one is planned for each county in the United States, presents preliminary results of the 1948 Census of Business. The information is based on reports submitted by business establishments for that Census. The figures shown are preliminary, and are subject to revision in the final Census publications, but the changes are expected to be relatively minor with respect to coverage. The final Census figures will be issued in a series of Business Census bulletins which will show additional detailed kind-of-business information for all places where there are a sufficient number of establishments.

The 1948 Census of Business was taken under the provision of the Act of June 19, 1948, which provides that the Business Census be taken for 1948 and for each fifth year thereafter. Previous Business Censuses were taken for the years 1929, 1933, 1935, and 1939.

**Scope of the Census.**—The 1948 Census of Business covered all establishments in the following trades, as defined by the Standard Industrial Classification Manual, May 1949 issue, of the Executive Office of the President: all retail trades; all wholesale trades; all service trades in the following four groups—personal services, business services, automobile repairs and services, and miscellaneous repair services; hotels; tourist courts and camps; and amusements, including motion picture theaters. Some important services not covered are radio broadcasting and television, medical and health, legal, educational, nonprofit, accounting, and domestic services.

This coverage is similar to that of the 1939 Business Census. However, "custom trade" and "services incidental to transportation," which are no longer included in the standard classification of the service trades, are not covered by the 1948 Census. In a number of localities, these exclusions as well as other changes in the standard classification may have

a considerable effect in comparing 1948 with 1939 data, particularly with respect to establishment count.

**Establishment definition.**—For Census purposes, a business establishment is defined to include only enterprises conducted from a recognizable place of business, provided that the annual sales were in excess of \$5,000 for a wholesale trade establishment and \$500 for establishments in other trades. A detailed analysis of coverage will be provided in future Census of Business publications.

"Number of establishments" is the number of separate business locations, rather than the number of business companies or organizations, since the Census figures represent information reported separately for each business location or establishment. The establishment count reflects the number of places in business at the end of 1948 excluding administrative and executive offices of multiunit organizations, and "chain store" warehouses.

**Sales and receipts.**—"1948 sales and receipts" represents sales of merchandise and receipts from repairs and other services to customers. The figures reflect deductions for returned goods and allowances, but not for trade-in allowances; they exclude sales and excise taxes collected from customers and paid directly to any taxing agency.

**Proprietors.**—"Active proprietors..." represents owners and partners of unincorporated businesses who devoted the major portion of their time to the business in November 1948.

**Employment.**—"Number of paid employees..." represents all employees on the pay roll for the pay period ending nearest November 15, 1948. "Full workweek" employees, whether regular or seasonal, are those who in the November 15 pay period were paid for working at least the number of hours typically worked in a week by employees of the reporting establishment.

# 1948 CENSUS OF BUSINESS

RETAIL, WHOLESALE, SERVICE TRADES

U. S. DEPARTMENT OF COMMERCE  
BUREAU OF THE CENSUS

## PRELIMINARY

For Release May 4, 1950

Release Series BC-1P-42-012

### BAYLOR COUNTY, TEX.

Retail, wholesale, and service establishments located in Baylor County, Texas, showed a substantial expansion in dollar volume of trade from 1939 to 1948 according to preliminary figures from the 1948 Census of Business released today by the Bureau of the Census, U. S. Department of Commerce.

Retail sales in the county during 1948 aggregated \$5.9 million, an increase of 195 percent over the \$2.0 million in 1939, when the preceding Census of Business was taken. Wholesale sales in the county reached a total of \$4.4 million in 1948 as compared with \$0.5 million in 1939. The service trades included in the Census of Business recorded receipts totaling \$562,000 in 1948 compared with \$79,000 in 1939.

Employment in the county also rose over the 9-year period between 1939 and 1948 for the above trades. Establishments in these trades reported a combined total of 420 paid employees for the workweek ended nearest November 15, 1948. This compared with a total of 261 employees reported for the week of November 15, 1939.

These preliminary figures have been derived from a Census report on Baylor County, Texas, which also includes data for the city of Seymour. Final figures, superseding the preliminary data for Baylor County, will be included in a Bulletin for the State of Texas to be issued in several months. Similar data will be made available this year in preliminary and final form for each of the counties and States. A single copy of the preliminary release for Baylor County as well as an order blank for other area releases may be obtained by writing to the Bureau of the Census, Washington 25, D. C.

Table 1.—CENSUS OF BUSINESS PRELIMINARY RESULTS FOR 1948, BY TRADE GROUP

### BAYLOR COUNTY, TEX.

Trade group and kind of business	Number of establishments	1948 sales and receipts (Thousand dollars)	Active proprietors of unincorporated businesses Nov. 1948	Paid employees, workweek ended nearest Nov. 15, 1948	
				Total employees <sup>1</sup>	Full workweek employees
RETAIL TRADE, total.....	110	5,938	121	285	243
Food group.....	26	1,208	28	25	17
Eating and drinking places.....	9	204	11	38	37
Gasoline service stations.....	28	612	32	28	25
All other retail stores.....	47	3,914	50	194	164
WHOLESALE TRADE.....	19	4,440	18	71	x
SELECTED SERVICE TRADES <sup>2/</sup> .....	45	562	53	64	57

x Not available.

<sup>1/</sup> Includes employees paid for less than the full workweek.

<sup>2/</sup> See General Description on last page for changes from the 1939 Census of Business in the coverage of Service Trades.

E  
S

1  
5  
5  
2  
x

Table 2.—CENSUS OF BUSINESS PRELIMINARY RESULTS FOR 1948 FOR CITIES OF 2,500 INHABITANTS OR MORE  
BAYLOR COUNTY, TEX.

(Data omitted for trade groups where necessary to avoid disclosure)

City and trade group	Number of establishments	1948 sales and receipts (Thousand dollars)	Active proprietors of unincorporated businesses Nov. 1948	Paid employees, workweek ended nearest Nov. 15, 1948	
				Total employees <sup>1</sup>	Full workweek employees
Seymour:					
Retail trade.....	94	5,755	105	280	239
Remainder of county:					
Retail trade.....	16	183	16	5	4

<sup>1</sup>/ Includes employees paid for less than the full workweek.

### GENERAL DESCRIPTION OF PRELIMINARY RELEASES FOR THE 1948 CENSUS OF BUSINESS

This series of releases, of which one is planned for each county in the United States, presents preliminary results of the 1948 Census of Business. The information is based on reports submitted by business establishments for that Census. The figures shown are preliminary, and are subject to revision in the final Census publications, but the changes are expected to be relatively minor with respect to coverage. The final Census figures will be issued in a series of Business Census bulletins which will show additional detailed kind-of-business information for all places where there are a sufficient number of establishments.

The 1948 Census of Business was taken under the provision of the Act of June 19, 1948, which provides that the Business Census be taken for 1948 and for each fifth year thereafter. Previous Business Censuses were taken for the years 1929, 1933, 1935, and 1939.

**Scope of the Census.**—The 1948 Census of Business covered all establishments in the following trades, as defined by the Standard Industrial Classification Manual, May 1949 issue, of the Executive Office of the President: all retail trades; all wholesale trades; all service trades in the following four groups—personal services, business services, automobile repairs and services, and miscellaneous repair services; hotels; tourist courts and camps; and amusements, including motion picture theaters. Some important services not covered are radio broadcasting and television, medical and health, legal, educational, nonprofit, accounting, and domestic services.

This coverage is similar to that of the 1939 Business Census. However, "custom trades" and "services incidental to transportation," which are no longer included in the standard classification of the service trades, are not covered by the 1948 Census. In a number of localities, these exclusions as well as

other changes in the standard classification may have a considerable effect in comparing 1948 with 1939 data, particularly with respect to establishment count.

**Establishment definition.**—For Census purposes, a business establishment is defined to include only enterprises conducted from a recognizable place of business, provided that the annual sales were in excess of \$5,000 for a wholesale trade establishment and \$500 for establishments in other trades. A detailed analysis of coverage will be provided in future Census of Business publications.

"Number of establishments" is the number of separate business locations, rather than the number of business companies or organizations, since the Census figures represent information reported separately for each business location or establishment. The establishment count reflects the number of places in business at the end of 1948 excluding administrative and executive offices of multinational organizations, and "chain store" warehouses.

**Sales and receipts.**—"1948 sales and receipts" represents sales of merchandise and receipts from repairs and other services to customers. The figures reflect deductions for returned goods and allowances, but not for trade-in allowances; they exclude sales and excise taxes collected from customers and paid directly to any taxing agency.

**Proprietors.**—"Active proprietors..." represents owners and partners of unincorporated businesses who devoted the major portion of their time to the business in November 1948.

**Employment.**—"Number of paid employees..." represents all employees on the pay roll for the pay period ending nearest November 15, 1948. "Full workweek" employees, whether regular or seasonal, are those who in the November 15 pay period were paid for working at least the number of hours typically worked in a week by employees of the reporting establishment.



# 1948 CENSUS OF BUSINESS

RETAIL, WHOLESALE, SERVICE TRADES

U. S. DEPARTMENT OF COMMERCE  
BUREAU OF THE CENSUS

## PRELIMINARY

For Release May 15, 1950

Release Series BC-1P-42-013

### BEE COUNTY, TEX.

Retail, wholesale, and service establishments located in Bee County, Texas, showed a substantial expansion in dollar volume of trade from 1939 to 1948 according to preliminary figures from the 1948 Census of Business released today by the Bureau of the Census, U. S. Department of Commerce.

Retail sales in the county during 1948 aggregated \$13.4 million, an increase of 185 percent over the \$4.7 million in 1939, when the preceding Census of Business was taken. Wholesale sales in the county reached a total of \$10.5 million in 1948 as compared with \$2.2 million in 1939. The service trades included in the Census of Business recorded receipts totaling \$605,000 in 1948 compared with \$173,000 in 1939.

Employment in the county also rose over the 9-year period between 1939 and 1948 for the above trades. Establishments in these trades reported a combined total of 981 paid employees for the workweek ended nearest November 15, 1948. This compared with a total of 685 employees reported for the week of November 15, 1939.

These preliminary figures have been derived from a Census report on Bee County, Texas, which also includes data for the city of Beeville. Final figures, superseding the preliminary data for Bee County, will be included in a Bulletin for the State of Texas to be issued in several months. Similar data will be made available this year in preliminary and final form for each of the counties and States. A single copy of the preliminary release for Bee County as well as an order blank for other area releases may be obtained by writing to the Bureau of the Census, Washington 25, D. C.

Table 1.—CENSUS OF BUSINESS PRELIMINARY RESULTS FOR 1948, BY TRADE GROUP  
BEE COUNTY, TEX.

Trade group and kind of business	Number of establishments	1948 sales and receipts (Thousand dollars)	Active proprietors of unincorporated businesses Nov. 1948	Paid employees, workweek ended nearest Nov. 15, 1948	
				Total employees <sup>1</sup>	Full workweek employees
RETAIL TRADE, total.....	251	13,411	249	760	660
Food group.....	78	3,043	78	91	72
Eating and drinking places.....	55	1,065	56	175	155
General merchandise grp, general stores	12	1,563	11	107	83
Apparel group.....	8	679	10	37	29
Furniture-home furnishings-appliance grp	7	515	4	26	25
Automotive group.....	12	2,284	13	114	114
Gasoline service stations.....	30	582	31	54	40
Lumber-building-hardware group.....	14	1,992	11	77	76
Drug and proprietary stores.....	5	503	7	32	26
All other retail stores.....	30	1,185	28	47	40
WHOLESALE TRADE, total.....	23	10,534	15	87	x
Merchant wholesalers.....	12	3,979	8	62	x
Other types of wholesale.....	11	6,555	7	25	x
SELECTED SERVICE TRADES, <sup>2/</sup> total.....	74	605	79	134	119
Personal services.....	44	342	47	88	76
All other service trades.....	30	263	32	46	43
TOURIST COURTS AND CAMPS.....	6	22	7	1	1

x Not available.

<sup>1/</sup> Includes employees paid for less than the full workweek.

<sup>2/</sup> See General Description on last page for changes from the 1939 Census of Business in the coverage of Service Trades.

Table 2.—CENSUS OF BUSINESS PRELIMINARY RESULTS FOR 1948 FOR CITIES OF 2,500 INHABITANTS OR MORE

BEE COUNTY, TEX.

(Data omitted for trade groups where necessary to avoid disclosure)

City and trade group <sup>1</sup>	Number of establishments	1948 sales and receipts (Thousand dollars)	Active proprietors of unincorporated businesses Nov. 1948	Paid employees, workweek ended nearest Nov. 15, 1948	
				Total employees <sup>2</sup>	Full workweek employees
<b>Beeville:</b>					
Retail trade.....	180	11,776	177	673	593
Wholesale trade.....	10	2,484	9	44	x
Selected service trades....	60	457	64	101	88
<b>Remainder of county:</b>					
Retail trade.....	71	1,635	72	87	67
Wholesale trade.....	13	8,050	6	43	x
Selected service trades....	14	148	15	33	31

x Not available.

1/ See General Description on this page for changes from the 1939 Census of Business in the coverage of Service Trades.

2/ Includes employees paid for less than the full workweek.

GENERAL DESCRIPTION OF PRELIMINARY RELEASES FOR THE 1948 CENSUS OF BUSINESS

This series of releases, of which one is planned for each county in the United States, presents preliminary results of the 1948 Census of Business. The information is based on reports submitted by business establishments for that Census. The figures shown are preliminary, and are subject to revision in the final Census publications, but the changes are expected to be relatively minor with respect to coverage. The final Census figures will be issued in a series of Business Census bulletins which will show additional detailed kind-of-business information for all places where there are a sufficient number of establishments.

The 1948 Census of Business was taken under the provision of the Act of June 19, 1948, which provides that the Business Census be taken for 1948 and for each fifth year thereafter. Previous Business Censuses were taken for the years 1929, 1933, 1935, and 1939.

**Scope of the Census.**—The 1948 Census of Business covered all establishments in the following trades, as defined by the Standard Industrial Classification Manual, May 1949 issue, of the Executive Office of the President: all retail trades; all wholesale trades; all service trades in the following four groups—personal services, business services, automobile repairs and services, and miscellaneous repair services; hotels; tourist courts and camps; and amusements, including motion picture theaters. Some important services not covered are radio broadcasting and television, medical and health, legal, educational, nonprofit, accounting, and domestic services.

This coverage is similar to that of the 1939 Business Census. However, "custom trades" and "services incidental to transportation," which are no longer included in the standard classification of the service trades, are not covered by the 1948 Census. In a number of localities, these exclusions as well as

other changes in the standard classification may have a considerable effect in comparing 1948 with 1939 data, particularly with respect to establishment count.

**Establishment definition.**—For Census purposes, a business establishment is defined to include only enterprises conducted from a recognizable place of business, provided that the annual sales were in excess of \$5,000 for a wholesale trade establishment and \$500 for establishments in other trades. A detailed analysis of coverage will be provided in future Census of Business publications.

"Number of establishments" is the number of separate business locations, rather than the number of business companies or organizations, since the Census figures represent information reported separately for each business location or establishment. The establishment count reflects the number of places in business at the end of 1948 excluding administrative and executive offices of multiunit organizations, and "chain store" warehouses.

**Sales and receipts.**—"1948 sales and receipts" represents sales of merchandise and receipts from repairs and other services to customers. The figures reflect deductions for returned goods and allowances, but not for trade-in allowances; they exclude sales and excise taxes collected from customers and paid directly to any taxing agency.

**Proprietors.**—"Active proprietors..." represents owners and partners of unincorporated businesses who devoted the major portion of their time to the business in November 1948.

**Employment.**—"Number of paid employees..." represents all employees on the pay roll for the pay period ending nearest November 15, 1948. "Full workweek" employees, whether regular or seasonal, are those who in the November 15 pay period were paid for working at least the number of hours typically worked in a week by employees of the reporting establishment.

# 1948 CENSUS OF BUSINESS

RETAIL, WHOLESALE, SERVICE TRADES

U. S. DEPARTMENT OF COMMERCE  
BUREAU OF THE CENSUS

## PRELIMINARY

For Release May 1, 1950

Release Series BC-1P-42-014

### BELL COUNTY, TEX.

Retail, wholesale, and service establishments located in Bell County, Texas, showed a substantial expansion in dollar volume of trade from 1939 to 1948 according to preliminary figures from the 1948 Census of Business released today by the Bureau of the Census, U. S. Department of Commerce.

Retail sales in the county during 1948 aggregated \$44.0 million, an increase of 331 percent over the \$10.2 million in 1939, when the preceding Census of Business was taken. Wholesale sales in the county reached a total of \$19.9 million in 1948 as compared with \$4.5 million in 1939. The service trades included in the Census of Business recorded receipts totaling \$2.4 million in 1948 compared with \$0.6 million in 1939.

Employment in the County also rose over the 9-year period between 1939 and 1948 for the above trades. Establishments in these trades reported a combined total of 3,032 paid employees for the workweek ended nearest November 15, 1948. This compared with a total of 1,629 employees reported for the week of November 15, 1939.

These preliminary figures have been derived from a Census report on Bell County, Texas, which also includes data for the cities of Belton and Temple. Final figures, superseding the preliminary data for Bell County, will be included in a Bulletin for the State of Texas to be issued in several months. Similar data will be made available this year in preliminary and final form for each of the counties and States. A single copy of the preliminary release for Bell County as well as an order blank for other area releases may be obtained by writing to the Bureau of the Census, Washington 25, D. C.

Table 1.—CENSUS OF BUSINESS PRELIMINARY RESULTS FOR 1948, BY TRADE GROUP

BELL COUNTY, TEX.

Trade group and kind of business	Number of establishments	1948 sales and receipts (Thousand dollars)	Active proprietors of unincorporated businesses Nov. 1948	Paid employees, workweek ended nearest Nov. 15, 1948	
				Total employees <sup>1</sup>	Full workweek employees
RETAIL TRADE, total.....	716	44,010	702	2,273	1,915
Food group.....	177	10,656	177	309	246
Eating and drinking places.....	149	2,512	145	461	350
General merchandise group, general stores.....	23	3,877	18	315	249
Apparel group.....	40	3,052	41	167	141
Furniture-home furnishings-appliance group..	33	2,320	30	93	84
Automotive group.....	56	8,879	59	259	247
Gasoline service stations.....	99	2,812	97	157	144
Lumber-building-hardware group.....	44	5,673	36	208	195
Drug and proprietary stores.....	24	1,644	28	152	123
All other retail stores.....	71	2,585	71	152	136
WHOLESALE TRADE, total.....	62	19,932	58	355	x
Merchant wholesalers.....	31	8,517	27	218	x
Petroleum bulk plants, terminals.....	16	3,121	17	41	x
Other types of wholesale.....	15	8,294	14	96	x
SELECTED SERVICE TRADES, <sup>2</sup> /total.....	225	2,376	228	404	376
Personal services.....	122	1,406	123	305	280
Business services.....	6	87	6	15	14
Automotive repairs and services.....	51	517	51	60	60
Other repair services.....	46	366	48	24	22
TOURIST COURTS AND CAMPS.....	21	146	20	22	20
AMUSEMENTS.....	34	751	22	142	x

x Not available.

<sup>1</sup>/ Includes employees paid for less than the full workweek.

<sup>2</sup>/ See General Description on last page for changes from the 1939 Census of Business in the coverage of Service Trades.

Table 2.—CENSUS OF BUSINESS PRELIMINARY RESULTS FOR 1948 FOR CITIES OF 2,500 INHABITANTS OR MORE  
BELL COUNTY, TEX.

(Data omitted for trade groups where necessary to avoid disclosure)

City and trade group <sup>1</sup>	Number of establishments	1948 sales and receipts (Thousand dollars)	Active proprietors of unincorporated businesses Nov. 1948	Paid employees, workweek ended nearest Nov. 15, 1948	
				Total employees <sup>2</sup>	Full workweek employees
<b>Belton:</b>					
Retail trade.....	103	4,577	108	242	184
Selected service trades.....	38	322	38	54	50
<b>Temple:</b>					
Retail trade.....	366	29,966	348	1,551	1,344
Wholesale trade.....	45	13,709	44	252	x
Selected service trades.....	115	1,576	120	268	252
Tourist courts and camps.....	11	99	10	16	14
<b>Remainder of county:<sup>3/</sup></b>					
Retail trade.....	247	9,467	246	480	387
Wholesale trade.....	17	6,223	14	103	x
Selected service trades.....	72	478	70	82	74

x Not available

1/ See General Description on this page for changes from the 1939 Census of Business in the coverage of Service Trades.

2/ Includes employees paid for less than the full workweek.

3/ Includes figures for establishments, other than wholesale, not located in cities of 2,500 inhabitants or more, and wholesale establishments not located in cities of 5,000 inhabitants or more.

### GENERAL DESCRIPTION OF PRELIMINARY RELEASES FOR THE 1948 CENSUS OF BUSINESS

This series of releases, of which one is planned for each county in the United States, presents preliminary results of the 1948 Census of Business. The information is based on reports submitted by business establishments for that Census. The figures shown are preliminary, and are subject to revision in the final Census publications, but the changes are expected to be relatively minor with respect to coverage. The final Census figures will be issued in a series of Business Census bulletins which will show additional detailed kind-of-business information for all places where there are a sufficient number of establishments.

The 1948 Census of Business was taken under the provision of the Act of June 19, 1948, which provides that the Business Census be taken for 1948 and for each fifth year thereafter. Previous Business Censuses were taken for the years 1929, 1933, 1936, and 1939.

**Scope of the Census.**—The 1948 Census of Business covered all establishments in the following trades, as defined by the Standard Industrial Classification Manual, May 1949 issue, of the Executive Office of the President: all retail trades; all wholesale trades; all service trades in the following four groups—personal services, business services, automobile repairs and services, and miscellaneous repair services; hotels; tourist courts and camps; and amusements, including motion picture theaters. Some important services not covered are radio broadcasting and television, medical and health, legal, educational, nonprofit, accounting, and domestic services.

This coverage is similar to that of the 1939 Business Census. However, "custom trades" and "services incidental to transportation," which are no longer included in the standard classification of the service trades, are not covered by the 1948 Census. In a number of localities, these exclusions as well as

other changes in the standard classification may have a considerable effect in comparing 1948 with 1939 data, particularly with respect to establishment count.

**Establishment definition.**—For Census purposes, a business establishment is defined to include only enterprises conducted from a recognizable place of business, provided that the annual sales were in excess of \$5,000 for a wholesale trade establishment and \$500 for establishments in other trades. A detailed analysis of coverage will be provided in future Census of Business publications.

"Number of establishments" is the number of separate business locations, rather than the number of business companies or organizations, since the Census figures represent information reported separately for each business location or establishment. The establishment count reflects the number of places in business at the end of 1948 excluding administrative and executive offices of multinit organizations, and "chain store" warehouses.

**Sales and receipts.**—"1948 sales and receipts" represents sales of merchandise and receipts from repairs and other services to customers. The figures reflect deductions for returned goods and allowances, but not for trade-in allowances; they exclude sales and excise taxes collected from customers and paid directly to any taxing agency.

**Proprietors.**—"Active proprietors..." represents owners and partners of unincorporated businesses who devoted the major portion of their time to the business in November 1948.

**Employment.**—"Number of paid employees..." represents all employees on the pay roll for the pay period ending nearest November 15, 1948. "Full workweek" employees, whether regular or seasonal, are those who in the November 15 pay period were paid for working at least the number of hours typically worked in a week by employees of the reporting establishment.

# 1948 CENSUS OF BUSINESS

RETAIL, WHOLESALE, SERVICE TRADES

U. S. DEPARTMENT OF COMMERCE  
BUREAU OF THE CENSUS

E  
S

## PRELIMINARY

For Release May 15, 1950

Release Series BC-1P-42-015

### BEXAR COUNTY, TEX.

Retail, wholesale, and service establishments located in Bexar County, Texas, showed a substantial expansion in dollar volume of trade from 1939 to 1948 according to preliminary figures from the 1948 Census of Business released today by the Bureau of the Census, U. S. Department of Commerce.

Retail sales in the county during 1948 aggregated \$388.4 million, an increase of 252 percent over the \$110.3 million sales in 1939, when the preceding Census of Business was taken. Wholesale sales volume in the county showed a 290 percent rise over the same period, reaching a total of \$485.8 million in 1948 as compared with \$124.7 million in 1939. The service trades included in the Census of Business reported receipts totaling \$25.1 million in 1948 compared with \$9.1 million in 1939. Hotel receipts moved from \$3.6 million in 1939 to \$11.1 million in 1948. Amusement businesses in the county recorded receipts of \$5.8 million in 1948. No comparable figure for 1939 is available.

Employment in the county also rose over the 9-year period between 1939 and 1948 for the trades covered by the Census of Business. Retail trade establishments reported 24,637 paid employees for the workweek ended nearest November 15, 1948. Of these, 21,157 worked the full week, and the remainder part of the week. The comparable total and full workweek figures for 1939 were 16,631 and 14,525. Wholesale trade establishments reported a total of 9,503 full- and part-week employees for the week of November 15, 1948, compared with 5,928 for the same week in 1939. For the selected service trades, November 15, 1948, paid employees numbered 5,485; the comparable figure for 1939, adjusted for change in scope between the two Censuses, was 4,268.

These preliminary figures have been derived from a Census report on Bexar County, Texas. The report also contains data for the cities of Alamo Heights and San Antonio.

Final figures, superseding the preliminary data for Bexar County, will be included in a Bulletin for the State of Texas to be issued in several months. Similar data will be made available this year in preliminary and final form for each of the counties and States. A single copy of the preliminary release for Bexar County as well as an order blank for other area releases may be obtained by writing to the Bureau of the Census, Washington 25, D. C.

91328

;  
v  
v  
c  
c  
x  
1  
5  
5  
2  
x

Table 1.—CENSUS OF BUSINESS PRELIMINARY RESULTS FOR 1948, BY TRADE GROUP

## BEXAR COUNTY, TEX.

Trade group and kind of business	Number of establishments	1948 sales and receipts (Thousand dollars)	Active proprietors of unincorporated businesses Nov. 1948	Paid employees, workweek ended nearest Nov. 15, 1948	
				Total employees <sup>1</sup>	Full workweek employees
RETAIL TRADE, total.....	5,004	388,431	4,747	24,637	21,157
Food group.....	1,541	87,515	1,511	3,370	2,567
Eating and drinking places.....	1,305	28,434	1,299	4,866	4,212
General merchandise grp, general stores.	111	63,648	75	5,045	4,232
Apparel group.....	220	34,197	166	2,549	2,167
Furniture-home furnishings-appliance grp.	164	20,772	146	1,424	1,369
Automotive group.....	231	62,698	209	2,061	1,950
Gasoline service stations.....	427	16,552	422	1,171	990
Lumber-building-hardware group.....	200	28,781	193	1,148	1,080
Drug and proprietary stores.....	175	13,422	129	1,336	1,080
All other retail stores.....	630	32,412	597	1,667	1,510
WHOLESALE TRADE, total.....	696	485,819	542	9,503	x
Merchant wholesalers, total.....	520	280,231	434	7,522	x
Groceries, foods.....	116	80,547	143	1,639	x
Dry goods, apparel.....	26	9,260	25	329	x
Hardware, elec'l, plum'g and heat'g..	46	44,008	24	926	x
Mach'y, equip't, industrial supplies..	103	36,519	77	1,009	x
Automotive parts, accessories.....	56	11,268	40	618	x
All other merchant wholesalers.....	173	98,629	125	3,001	x
Manufact'rs' sales branches, offices...	77	84,760	9	1,383	x
Petroleum bulk plants, terminals.....	19	16,577	21	259	x
Agents, brokers (merchandise).....	68	97,893	69	210	x
Assemblers of farm products.....	12	6,358	9	129	x
SELECTED SERVICE TRADES, <sup>2/</sup> total.....	1,741	25,106	1,743	5,485	5,048
Personal services.....	983	13,548	983	3,866	3,547
Business services.....	99	3,070	102	479	448
Automotive repairs and services.....	365	5,767	356	814	763
Other repair services.....	294	2,721	302	326	290
HOTELS.....	83	11,146	67	2,812	2,747
TOURIST COURTS AND CAMPS.....	115	1,531	105	224	195
AMUSEMENTS.....	87	5,777	65	844	x

x Not available.

<sup>1/</sup> Includes employees paid for less than the full workweek.<sup>2/</sup> See General Description on last page for changes from the 1939 Census of Business in the coverage of Service Trades.

Table 2.—CENSUS OF BUSINESS PRELIMINARY RESULTS FOR 1948 FOR CITIES OF 2,500 INHABITANTS OR MORE

## BEXAR COUNTY, TEX.

(Data omitted for trade groups where necessary to avoid disclosure)

City and trade group <sup>1</sup>	Number of establishments	1948 sales and receipts (Thousand dollars)	Active proprietors of unincorporated businesses Nov. 1948	Paid employees, workweek ended nearest Nov. 15, 1948	
				Total employees <sup>2</sup>	Full workweek employees
Alamo Heights:					
Retail trade.....	44	4,144	39	326	267
Wholesale trade.....	Included with "Remainder of county"				
Selected service trades.....	22	399	22	101	94
Tourist courts and camps...	Included with "Remainder of County"				
San Antonio:					
Retail trade.....	4,613	373,712	4,364	23,825	20,502
Wholesale trade.....	682	481,570	525	9,363	x
Selected service trades.....	1,679	24,310	1,676	5,319	4,890
Hotels.....	83	11,146	67	2,812	2,747
Tourist courts and camps...	81	1,315	72	191	176
Remainder of county: <sup>3/</sup>					
Retail trade.....	347	10,575	344	486	388
Wholesale trade.....	14	4,249	17	140	x
Selected service trades.....	40	397	45	65	64
Tourist courts and camps...	34	216	33	33	19

x Not available.

1/ See General Description on this page for changes from the 1939 Census of Business in the coverage of Service Trades.

2/ Includes employees paid for less than the full workweek.

3/ Except as indicated above, includes figures for establishments, other than wholesale, not located in cities of 2,500 inhabitants or more, and wholesale establishments not located in cities of 5,000 inhabitants or more.

## GENERAL DESCRIPTION OF PRELIMINARY RELEASES FOR THE 1948 CENSUS OF BUSINESS

This series of releases, of which one is planned for each county in the United States, presents preliminary results of the 1948 Census of Business. The information is based on reports submitted by business establishments for that Census. The figures shown are preliminary, and are subject to revision in the final Census publications, but the changes are expected to be relatively minor with respect to coverage. The final Census figures will be issued in a series of Business Census bulletins which will show additional detailed kind-of-business information for all places where there are a sufficient number of establishments.

The 1948 Census of Business was taken under the provision of the Act of June 19, 1948, which provides that the Business Census be taken for 1948 and for each fifth year thereafter. Previous Business Censuses were taken for the years 1929, 1933, 1936, and 1939.

**Scope of the Census.**—The 1948 Census of Business covered all establishments in the following trades, as defined by the Standard Industrial Classification Manual, May 1949 issue, of the Executive Office of the President: all retail trades; all wholesale trades; all service trades in the following four groups—personal services, business services, automobile repairs and services, and miscellaneous repair services; hotels; tourist courts and camps; and amusements, including motion picture theaters. Some important services not covered are radio broadcasting and television, medical and health, legal, educational, nonprofit, accounting, and domestic services.

This coverage is similar to that of the 1939 Business Census. However, "custom trades" and "services incidental to transportation," which are no longer included in the standard classification of the service trades, are not covered by the 1948 Census. In a number of localities, these exclusions as well as

other changes in the standard classification may have a considerable effect in comparing 1948 with 1939 data, particularly with respect to establishment count.

**Establishment definition.**—For Census purposes, a business establishment is defined to include only enterprises conducted from a recognizable place of business, provided that the annual sales were in excess of \$5,000 for a wholesale trade establishment and \$500 for establishments in other trades. A detailed analysis of coverage will be provided in future Census of Business publications.


"Number of establishments" is the number of separate business locations, rather than the number of business companies or organizations, since the Census figures represent information reported separately for each business location or establishment. The establishment count reflects the number of places in business at the end of 1948 excluding administrative and executive offices of multiunit organizations, and "chain store" warehouses.

**Sales and receipts.**—"1948 sales and receipts" represents sales of merchandise and receipts from repairs and other services to customers. The figures reflect deductions for returned goods and allowances, but not for trade-in allowances; they exclude sales and excise taxes collected from customers and paid directly to any taxing agency.

**Proprietors.**—"Active proprietors..." represents owners and partners of unincorporated businesses who devoted the major portion of their time to the business in November 1948.

**Employment.**—"Number of paid employees..." represents all employees on the pay roll for the pay period ending nearest November 15, 1948. "Full workweek" employees, whether regular or seasonal, are those who in the November 15 pay period were paid for working at least the number of hours typically worked in a week by employees of the reporting establishment.

E  
Sx  
1  
6  
5  
2  
x





# 1948 CENSUS OF BUSINESS

RETAIL, WHOLESALE, SERVICE TRADES

U. S. DEPARTMENT OF COMMERCE  
BUREAU OF THE CENSUS

## PRELIMINARY

For Release May 1, 1950

Release Series BC-1P-42-016

### BLANCO COUNTY, TEX.

Retail, wholesale, and service establishments located in Blanco County, Texas, showed a substantial expansion in dollar volume of trade from 1939 to 1948 according to preliminary figures from the 1948 Census of Business released today by the Bureau of the Census, U. S. Department of Commerce.

Retail sales in the county during 1948 aggregated \$2.9 million, an increase of 222 percent over the \$0.9 million in 1939, when the preceding Census of Business was taken. Wholesale sales in the county reached a total of \$682,000 in 1948 as compared with \$594,000 in 1939. The service trades included in the Census of Business recorded receipts totaling \$118,000 in 1948 compared with \$25,000 in 1939.

Employment in the county also rose over the 9-year period between 1939 and 1948 for the above trades. Establishments in these trades reported a combined total of 137 paid employees for the workweek ended nearest November 15, 1948. This compared with a total of 79 employees reported for the week of November 15, 1939.

These preliminary figures have been derived from a Census report on Blanco County, Texas. Final figures, superseding the preliminary data for Blanco County, will be included in a Bulletin for the State of Texas to be issued in several months. Similar data will be made available this year in preliminary and final form for each of the counties and States. A single copy of the preliminary release for Blanco County as well as an order blank for other area releases may be obtained by writing to the Bureau of the Census, Washington 25, D. C.

Table 1.—CENSUS OF BUSINESS PRELIMINARY RESULTS FOR 1948, BY TRADE GROUP

### BLANCO COUNTY, TEX.

Trade group and kind of business	Number of establishments	1948 sales and receipts (Thousand dollars)	Active proprietors of unincorporated businesses Nov. 1948	Paid employees, workweek ended nearest Nov. 15, 1948	
				Total employees <sup>1</sup>	Full workweek employees
RETAIL TRADE, total.....	87	2,919	89	122	92
Food group.....	15	986	17	29	21
Eating and drinking places.....	27	296	25	37	28
Gasoline service stations.....	14	309	13	10	8
All other retail stores.....	31	1,328	34	46	35
WHOLESALE TRADE.....	5	682	7	6	x
SELECTED SERVICE TRADES <sup>2/</sup> .....	19	118	21	9	5

x Not available.

<sup>1/</sup> Includes employees paid for less than the full workweek.

<sup>2/</sup> See General Description on last page for changes from the 1939 Census of Business in the coverage of Service Trades.

## GENERAL DESCRIPTION OF PRELIMINARY RELEASES FOR THE 1948 CENSUS OF BUSINESS

This series of releases, of which one is planned for each county in the United States, presents preliminary results of the 1948 Census of Business. The information is based on reports submitted by business establishments for that Census. The figures shown are preliminary, and are subject to revision in the final Census publications, but the changes are expected to be relatively minor with respect to coverage. The final Census figures will be issued in a series of Business Census bulletins which will show additional detailed kind-of-business information for all places where there are a sufficient number of establishments.

The 1948 Census of Business was taken under the provision of the Act of June 19, 1948, which provides that the Business Census be taken for 1948 and for each fifth year thereafter. Previous Business Censuses were taken for the years 1929, 1933, 1935, and 1939.

*Scope of the Census.*—The 1948 Census of Business covered all establishments in the following trades, as defined by the Standard Industrial Classification Manual, May 1949 issue, of the Executive Office of the President: all retail trades; all wholesale trades; all service trades in the following four groups—personal services, business services, automobile repairs and services, and miscellaneous repair services; hotels; tourist courts and camps; and amusements, including motion picture theaters. Some important services not covered are radio broadcasting and television, medical and health, legal, educational, nonprofit, accounting, and domestic services.

This coverage is similar to that of the 1939 Business Census. However, "custom trades" and "services incidental to transportation," which are no longer included in the standard classification of the service trades, are not covered by the 1948 Census. In a number of localities, these exclusions as well as other changes in the standard classification may have a considerable effect in comparing

1948 with 1939 data, particularly with respect to establishment count.

*Establishment definition.*—For Census purposes, a business establishment is defined to include only enterprises conducted from a recognizable place of business, provided that the annual sales were in excess of \$5,000 for a wholesale trade establishment and \$500 for establishments in other trades. A detailed analysis of coverage will be provided in future Census of Business publications.

"Number of establishments" is the number of separate business locations, rather than the number of business companies or organizations, since the Census figures represent information reported separately for each business location or establishment. The establishment count reflects the number of places in business at the end of 1948 excluding administrative and executive offices of multiunit organizations, and "chain store" warehouses.

*Sales and receipts.*—"1948 sales and receipts" represents sales of merchandise and receipts from repairs and other services to customers. The figures reflect deductions for returned goods and allowances, but not for trade-in allowances; they exclude sales and excise taxes collected from customers and paid directly to any taxing agency.

*Proprietors.*—"Active proprietors..." represents owners and partners of unincorporated businesses who devoted the major portion of their time to the business in November 1948.

*Employment.*—"Number of paid employees..." represents all employees on the pay roll for the pay period ending nearest November 15, 1948. "Full workweek" employees, whether regular or seasonal, are those who in the November 15 pay period were paid for working at least the number of hours typically worked in a week by employees of the reporting establishment.

# 1948 CENSUS OF BUSINESS

RETAIL, WHOLESALE, SERVICE TRADES

U. S. DEPARTMENT OF COMMERCE  
BUREAU OF THE CENSUS

## PRELIMINARY

For Release May 15, 1950

Release Series BC-1P-42-018

### BOSQUE COUNTY, TEX.

Retail, wholesale, and service establishments located in Bosque County, Texas, showed a substantial expansion in dollar volume of trade from 1939 to 1948 according to preliminary figures from the 1948 Census of Business released today by the Bureau of the Census, U. S. Department of Commerce.

Retail sales in the county during 1948 aggregated \$7.5 million, an increase of 226 percent over the \$2.3 million in 1939, when the preceding Census of Business was taken. Wholesale sales in the county reached a total of \$3.2 million in 1948 as compared with \$1.0 million in 1939. The service trades included in the Census of Business recorded receipts totaling \$417,000 in 1948 compared with \$80,000 in 1939.

Retail trade establishments in the county reported 326 paid employees for the work-week ended nearest November 15, 1948. For the same week in 1948, wholesale trade establishments reported 146 paid employees and the selected service trades reported 61 paid employees.

These preliminary figures have been derived from a Census report on Bosque County, Texas. Final figures, superseding the preliminary data for Bosque County, will be included in a Bulletin for the State of Texas to be issued in several months. Similar data will be made available this year in preliminary and final form for each of the counties and States. A single copy of the preliminary release for Bosque County as well as an order blank for other area releases may be obtained by writing to the Bureau of the Census, Washington 25, D. C.

91383

E  
S

1  
5  
5  
2  
X

Table 1.—CENSUS OF BUSINESS PRELIMINARY RESULTS FOR 1948, BY TRADE GROUP

## BOSQUE COUNTY, TEX.

Trade group and kind of business	Number of establishments	1948 sales and receipts (Thousand dollars)	Active proprietors of unincorporated businesses Nov. 1948	Paid employees, workweek ended nearest Nov. 15, 1948	
				Total employees <sup>1</sup>	Full workweek employees
RETAIL TRADE, total.....	204	7,474	198	326	253
Food group.....	57	1,759	59	51	31
Eating and drinking places.....	19	217	19	49	45
General merchandise grp, general stores.	13	313	12	14	8
Furniture-home furnishgs-appliance grp.	13	286	9	15	7
Automotive group.....	12	1,039	13	31	30
Gasoline service stations.....	34	722	37	33	26
Lumber-building-hardware group.....	21	1,461	20	50	48
Drug and proprietary stores.....	11	375	10	24	17
All other retail stores.....	24	1,302	19	59	41
WHOLESALE TRADE.....	19	3,159	15	146	x
SELECTED SERVICE TRADES, <sup>2/</sup> total.....	73	417	77	61	50
Personal services.....	43	166	44	37	29
All other service trades.....	30	251	33	24	21
AMUSEMENTS.....	11	63	10	10	x

x Not available.

<sup>1/</sup> Includes employees paid for less than the full workweek.

<sup>2/</sup> See General Description on this page for changes from the 1939 Census of Business in the coverage of Service Trades.

## GENERAL DESCRIPTION OF PRELIMINARY RELEASES FOR THE 1948 CENSUS OF BUSINESS

This series of releases, of which one is planned for each county in the United States, presents preliminary results of the 1948 Census of Business. The information is based on reports submitted by business establishments for that Census. The figures shown are preliminary, and are subject to revision in the final Census publications, but the changes are expected to be relatively minor with respect to coverage. The final Census figures will be issued in a series of Business Census bulletins which will show additional detailed kind-of-business information for all places where there are a sufficient number of establishments.

The 1948 Census of Business was taken under the provision of the Act of June 19, 1948, which provides that the Business Census be taken for 1948 and for each fifth year thereafter. Previous Business Censuses were taken for the years 1929, 1933, 1935, and 1939.

*Scope of the Census.*—The 1948 Census of Business covered all establishments in the following trades, as defined by the Standard Industrial Classification Manual, May 1949 issue, of the Executive Office of the President: all retail trades; all wholesale trades; all service trades in the following four groups—personal services, business services, automobile repairs and services, and miscellaneous repair services; hotels; tourist courts and camps; and amusements, including motion picture theaters. Some important services not covered are radio broadcasting and television, medical and health, legal, educational, nonprofit, accounting, and domestic services.

This coverage is similar to that of the 1939 Business Census. However, "custom trades" and "services incidental to transportation," which are no longer included in the standard classification of the service trades, are not covered by the 1948 Census. In a number of localities, these exclusions as well as

other changes in the standard classification may have a considerable effect in comparing 1948 with 1939 data, particularly with respect to establishment count.

*Establishment definition.*—For Census purposes, a business establishment is defined to include only enterprises conducted from a recognizable place of business, provided that the annual sales were in excess of \$5,000 for a wholesale trade establishment and \$500 for establishments in other trades. A detailed analysis of coverage will be provided in future Censuses of Business publications.

"Number of establishments" is the number of separate business locations, rather than the number of business companies or organizations, since the Census figures represent information reported separately for each business location or establishment. The establishment count reflects the number of places in business at the end of 1948 excluding administrative and executive offices of multinait organizations, and "chain store" warehouses.

*Sales and receipts.*—"1948 sales and receipts" represents sales of merchandise and receipts from repairs and other services to customers. The figures reflect deductions for returned goods and allowances, but not for trade-in allowances; they exclude sales and excise taxes collected from customers and paid directly to any taxing agency.

*Proprietors.*—"Active proprietors..." represents owners and partners of unincorporated businesses who devoted the major portion of their time to the business in November 1948.

*Employment.*—"Number of paid employees..." represents all employees on the pay roll for the pay period ending nearest November 15, 1948. "Full workweek" employees, whether regular or seasonal, are those who in the November 15 pay period were paid for working at least the number of hours typically worked in a week by employees of the reporting establishment.



Table 2.—CENSUS OF BUSINESS PRELIMINARY RESULTS FOR 1948 FOR CITIES OF 2,500 INHABITANTS OR MORE  
BOWIE COUNTY, TEX.

(Data omitted for trade groups where necessary to avoid disclosure)

City and trade group <sup>1</sup>	Number of establishments	1948 sales and receipts (Thousand dollars)	Active proprietors of unincorporated businesses Nov. 1948	Paid employees, workweek ended nearest Nov. 15, 1948	
				Total employees <sup>2</sup>	Full workweek employees
<b>Texarkana: (part)</b>					
Retail trade.....	362	25,312	340	1,591	1,316
Wholesale trade.....	64	32,999	47	495	x
Selected service trades....	133	1,462	147	325	300
Tourist courts and camps...	7	180	7	28	27
<b>Remainder of county:</b>					
Retail trade.....	341	10,420	330	418	337
Wholesale trade.....	12	1,915	11	68	x
Selected service trades....	75	349	78	63	57
Tourist courts and camps...	7	51	6	6	4

x Not available.

1/ See General Description on this page for changes from the 1939 Census of Business in the coverage of Service Trades.

2/ Includes employees paid for less than the full workweek.

#### GENERAL DESCRIPTION OF PRELIMINARY RELEASES FOR THE 1948 CENSUS OF BUSINESS

This series of releases, of which one is planned for each county in the United States, presents preliminary results of the 1948 Census of Business. The information is based on reports submitted by business establishments for that Census. The figures shown are preliminary, and are subject to revision in the final Census publications, but the changes are expected to be relatively minor with respect to coverage. The final Census figures will be issued in a series of Business Census bulletins which will show additional detailed kind-of-business information for all places where there are a sufficient number of establishments.

The 1948 Census of Business was taken under the provision of the Act of June 19, 1948, which provides that the Business Census be taken for 1948 and for each fifth year thereafter. Previous Business Censuses were taken for the years 1929, 1933, 1935, and 1939.

**Scope of the Census.**—The 1948 Census of Business covered all establishments in the following trades, as defined by the Standard Industrial Classification Manual, May 1949 issue, of the Executive Office of the President: all retail trades; all wholesale trades; all service trades in the following four groups—personal services, business services, automobile repairs and services, and miscellaneous repair services; hotels; tourist courts and camps; and amusements, including motion picture theaters. Some important services not covered are radio broadcasting and television, medical and health, legal, educational, nonprofit, accounting, and domestic services.

This coverage is similar to that of the 1939 Business Census. However, "custom trades" and "services incidental to transportation," which are no longer included in the standard classification of the service trades, are not covered by the 1948 Census. In a number of localities, these exclusions as well as other changes in the standard classification may have

a considerable effect in comparing 1948 with 1939 data, particularly with respect to establishment count.

**Establishment definition.**—For Census purposes, a business establishment is defined to include only enterprises conducted from a recognizable place of business, provided that the annual sales were in excess of \$5,000 for a wholesale trade establishment and \$500 for establishments in other trades. A detailed analysis of coverage will be provided in future Census of Business publications.

"Number of establishments" is the number of separate business locations, rather than the number of business companies or organizations, since the Census figures represent information reported separately for each business location or establishment. The establishment count reflects the number of places in business at the end of 1948 excluding administrative and executive offices of multiunit organizations, and "chain store" warehouses.

**Sales and receipts.**—"1948 sales and receipts" represents sales of merchandise and receipts from repairs and other services to customers. The figures reflect deductions for returned goods and allowances, but not for trade-in allowances; they exclude sales and excise taxes collected from customers and paid directly to any taxing agency.

**Proprietors.**—"Active proprietors..." represents owners and partners of unincorporated businesses who devoted the major portion of their time to the business in November 1948.

**Employment.**—"Number of paid employees..." represents all employees on the pay roll for the pay period ending nearest November 15, 1948. "Full workweek" employees, whether regular or seasonal, are those who in the November 15 pay period were paid for working at least the number of hours typically worked in a week by employees of the reporting establishment.

# 1948 CENSUS OF BUSINESS

RETAIL, WHOLESALE, SERVICE TRADES

U. S. DEPARTMENT OF COMMERCE  
BUREAU OF THE CENSUS

## PRELIMINARY

For Release May 8, 1950

Release Series BC-1P-42-020

### BRAZORIA COUNTY, TEX.

Retail, wholesale, and service establishments located in Brazoria County, Texas, showed a substantial expansion in dollar volume of trade from 1939 to 1948 according to preliminary figures from the 1948 Census of Business released today by the Bureau of the Census, U. S. Department of Commerce.

Retail sales in the county during 1948 aggregated \$35.0 million, an increase of 415 percent over the \$6.8 million in 1939, when the preceding Census of Business was taken. Wholesale sales in the county reached a total of \$6.9 million in 1948 as compared with \$1.1 million in 1939. The service trades included in the Census of Business recorded receipts totaling \$1.2 million in 1948 compared with \$0.2 million in 1939.

Employment in the county also rose over the 9-year period between 1939 and 1948 for the above trades. Establishments in these trades reported a combined total of 2,061 paid employees for the workweek ended nearest November 15, 1948. This compared with a total of 814 employees reported for the week of November 15, 1939.

These preliminary figures have been derived from a Census report on Brazoria County, Texas, which also includes data for the cities of Alvin and Freeport. Final figures, superseding the preliminary data for Brazoria County, will be included in a Bulletin for the State of Texas to be issued in several months. Similar data will be made available this year in preliminary and final form for each of the counties and States. A single copy of the preliminary release for Brazoria County as well as an order blank for other area releases may be obtained by writing to the Bureau of the Census, Washington 25, D. C.

Table 1.—CENSUS OF BUSINESS PRELIMINARY RESULTS FOR 1948, BY TRADE GROUP

### BRAZORIA COUNTY, TEX.

Trade group and kind of business	Number of establishments	1948 sales and receipts (Thousand dollars)	Active proprietors of unincorporated businesses Nov. 1948	Paid employees, workweek ended nearest Nov. 15, 1948	
				Total employees <sup>1</sup>	Full workweek employees
RETAIL TRADE, total.....	546	34,958	546	1,719	1,489
Food group.....	104	9,948	94	328	280
Eating and drinking places.....	135	2,524	153	308	272
General merchandise grp, general stores.....	33	2,233	32	150	117
Apparel group.....	23	1,253	25	78	55
Furniture-home furnishgs-appliance grp.....	29	1,593	24	66	57
Automotive group.....	40	7,267	42	295	284
Gasoline service stations.....	72	2,464	80	161	140
Lumber-building-hardware group.....	48	5,310	31	187	172
Drug and proprietary stores.....	22	1,155	24	96	83
All other retail stores.....	40	1,211	41	50	29
WHOLESALE TRADE, total.....	24	6,871	15	124	x
Merchant wholesalers.....	6	535	4	7	x
Other types of wholesale.....	18	6,336	11	117	x
SELECTED SERVICE TRADES, 2/total.....	143	1,160	132	218	203
Personal services.....	90	702	76	169	158
All other service trades.....	53	458	56	49	45
HOTELS.....	7	133	4	26	22
AMUSEMENTS.....	10	158	8	22	x

x Not available.

1/ Includes employees paid for less than the full workweek.

2/ See General Description on last page for changes from the 1939 Census of Business in the coverage of Service Trades.

Table 2.—CENSUS OF BUSINESS PRELIMINARY RESULTS FOR 1948 FOR CITIES OF 2,500 INHABITANTS OR MORE  
BRAZORIA COUNTY, TEX.

(Data omitted for trade groups where necessary to avoid disclosure)

City and trade group <sup>1</sup>	Number of establishments	1948 sales and receipts (Thousand dollars)	Active proprietors of unincorporated businesses Nov. 1948	Paid employees, workweek ended nearest Nov. 15, 1948	
				Total employees <sup>2</sup>	Full workweek employees
Alvin:					
Retail trade.....	74	6,832	72	295	253
Selected service trades...	27	251	24	41	36
Freeport:					
Retail trade.....	84	6,898	72	398	358
Selected service trades...	21	294	19	64	58
Remainder of county: <sup>3/</sup>					
Retail trade.....	388	21,228	402	1,026	878
Selected service trades...	95	615	89	113	109

1/ See General Description on this page for changes from the 1939 Census of Business in the coverage of Service Trades.

2/ Includes employees paid for less than the full workweek.

3/ Includes figures for establishments not located in cities of 2,500 inhabitants or more.

### GENERAL DESCRIPTION OF PRELIMINARY RELEASES FOR THE 1948 CENSUS OF BUSINESS

This series of releases, of which one is planned for each county in the United States, presents preliminary results of the 1948 Census of Business. The information is based on reports submitted by business establishments for that Census. The figures shown are preliminary, and are subject to revision in the final Census publications, but the changes are expected to be relatively minor with respect to coverage. The final Census figures will be issued in a series of Business Census bulletins which will show additional detailed kind-of-business information for all places where there are a sufficient number of establishments.

The 1948 Census of Business was taken under the provision of the Act of June 19, 1948, which provides that the Business Census be taken for 1948 and for each fifth year thereafter. Previous Business Censuses were taken for the years 1929, 1933, 1935, and 1939.

**Scope of the Census.**—The 1948 Census of Business covered all establishments in the following trades, as defined by the Standard Industrial Classification Manual, May 1949 issue, of the Executive Office of the President: all retail trades; all wholesale trades; all service trades in the following four groups—personal services, business services, automobile repairs and services, and miscellaneous repair services; hotels; tourist courts and camps; and amusements, including motion picture theaters. Some important services not covered are radio broadcasting and television, medical and health, legal, educational, nonprofit, accounting, and domestic services.

This coverage is similar to that of the 1939 Business Censuses. However, "custom trades" and "services incidental to transportation," which are no longer included in the standard classification of the service trades, are not covered by the 1948 Censuses. In a number of localities, these exclusions as well as

other changes in the standard classification may have a considerable effect in comparing 1948 with 1939 data, particularly with respect to establishment count.

**Establishment definition.**—For Census purposes, a business establishment is defined to include only enterprises conducted from a recognizable place of business, provided that the annual sales were in excess of \$5,000 for a wholesale trade establishment and \$500 for establishments in other trades. A detailed analysis of coverage will be provided in future Census of Business publications.

"Number of establishments" is the number of separate business locations, rather than the number of business companies or organizations, since the Census figures represent information reported separately for each business location or establishment. The establishment count reflects the number of places in business at the end of 1948 excluding administrative and executive offices of multinational organizations, and "chain store" warehouses.

**Sales and receipts.**—"1948 sales and receipts" represents sales of merchandise and receipts from repairs and other services to customers. The figures reflect deductions for returned goods and allowances, but not for trade-in allowances; they exclude sales and excise taxes collected from customers and paid directly to any taxing agency.

**Proprietors.**—"Active proprietors..." represents owners and partners of unincorporated businesses who devoted the major portion of their time to the business in November 1948.

**Employment.**—"Number of paid employees..." represents all employees on the pay roll for the pay period ending nearest November 15, 1948. "Full workweek" employees, whether regular or seasonal, are those who in the November 15 pay period were paid for working at least the number of hours typically worked in a week by employees of the reporting establishment.



# 1948 CENSUS OF BUSINESS

RETAIL, WHOLESALE, SERVICE TRADES

U. S. DEPARTMENT OF COMMERCE  
BUREAU OF THE CENSUS

## PRELIMINARY

For Release May 22, 1950

Release Series BC-1P-42-021

### BRAZOS COUNTY, TEX.

Retail, wholesale, and service establishments located in Brazos County, Texas, showed a substantial expansion in dollar volume of trade from 1939 to 1948 according to preliminary figures from the 1948 Census of Business released today by the Bureau of the Census, U. S. Department of Commerce.

Retail sales in the county during 1948 aggregated \$28.7 million, an increase of 254 percent over the \$8.1 million in 1939, when the preceding Census of Business was taken. Wholesale sales in the county reached a total of \$7.1 million in 1948 as compared with \$4.6 million in 1939. The service trades included in the Census of Business recorded receipts totaling \$1.4 million in 1948 compared with \$0.4 million in 1939.

Employment in the county also rose over the 9-year period between 1939 and 1948 for the above trades. Establishments in these trades reported a combined total of 2,043 paid employees for the workweek ended nearest November 15, 1948. This compared with a total of 1,206 employees reported for the week of November 15, 1939.

These preliminary figures have been derived from a Census report on Brazos County, Texas, which also includes data for the city of Bryan. Final figures, superseding the preliminary data for Brazos County, will be included in a Bulletin for the State of Texas to be issued in several months. Similar data will be made available this year in preliminary and final form for each of the counties and States. A single copy of the preliminary release for Brazos County as well as an order blank for other area releases may be obtained by writing to the Bureau of the Census, Washington 25, D. C.

Table 1.—CENSUS OF BUSINESS PRELIMINARY RESULTS FOR 1948, BY TRADE GROUP  
BRAZOS COUNTY, TEX.

Trade group and kind of business	Number of establishments	1948 sales and receipts (Thousand dollars)	Active proprietors of unincorporated businesses Nov. 1948	Paid employees, workweek ended nearest Nov. 15, 1948	
				Total employees <sup>1</sup>	Full workweek employees
<b>RETAIL TRADE, total</b> .....	384	28,683	373	1,584	1,308
Food groups.....	124	6,504	117	201	155
Eating and drinking places.....	73	1,971	80	319	249
General merchandise group, general stores.....	12	2,443	4	240	158
Apparel group.....	24	1,893	29	125	108
Furniture-home furnishings-appliance group.....	16	1,511	14	79	74
Automotive group.....	25	6,424	19	225	217
Gasoline service stations.....	33	1,321	38	98	75
Lumber-building-hardware group.....	23	3,910	20	142	140
Drug and proprietary stores.....	11	749	16	55	52
All other retail stores.....	43	1,957	36	100	80
<b>WHOLESALE TRADE, total</b> .....	26	7,086	20	163	x
Merchant wholesalers.....	15	4,329	11	101	x
Other types of wholesale.....	11	2,757	9	62	x
<b>SELECTED SERVICE TRADES,<sup>2/</sup> total</b> .....	120	1,440	123	296	267
Personal services.....	83	1,087	86	253	231
Business services.....	5	71	5	9	8
Automotive repairs and services.....	15	126	15	15	15
Other repair services.....	17	156	17	19	13
<b>AMUSEMENTS</b> .....	14	501	9	47	x

x Not available.

<sup>1/</sup> Includes employees paid for less than the full workweek.

<sup>2/</sup> See General Description on last page for changes from the 1939 Census of Business in the coverage of Service Trades.

Table 2.—CENSUS OF BUSINESS PRELIMINARY RESULTS FOR 1948 FOR CITIES OF 2,500 INHABITANTS OR MORE

BRAZOS COUNTY, TEX.

(Data omitted for trade groups where necessary to avoid disclosure)

City and trade group <sup>1</sup>	Number of establishments	1948 sales and receipts (Thousand dollars)	Active proprietors of unincorporated businesses Nov. 1948	Paid employees, workweek ended nearest Nov. 15, 1948	
				Total employees <sup>2</sup>	Full workweek employees
<b>Bryan:</b>					
Retail trade.....	286	24,630	281	1,325	1,099
Selected service trades.....	92	1,017	97	208	182
<b>Remainder of county:</b>					
Retail trade.....	98	4,053	92	259	209
Selected service trades.....	28	423	26	88	85

1/ See General Description on this page for changes from the 1939 Census of Business in the coverage of Service Trades.

2/ Includes employees paid for less than the full workweek.

### GENERAL DESCRIPTION OF PRELIMINARY RELEASES FOR THE 1948 CENSUS OF BUSINESS

This series of releases, of which one is planned for each county in the United States, presents preliminary results of the 1948 Census of Business. The information is based on reports submitted by business establishments for that Census. The figures shown are preliminary, and are subject to revision in the final Census publications, but the changes are expected to be relatively minor with respect to coverage. The final Census figures will be issued in a series of Business Census bulletins which will show additional detailed kind-of-business information for all places where there are a sufficient number of establishments.

The 1948 Census of Business was taken under the provision of the Act of June 19, 1948, which provides that the Business Census be taken for 1948 and for each fifth year thereafter. Previous Business Censuses were taken for the years 1929, 1933, 1935, and 1939.

**Scope of the Census.**—The 1948 Census of Business covered all establishments in the following trades, as defined by the Standard Industrial Classification Manual, May 1949 issue, of the Executive Office of the President: all retail trades; all wholesale trades; all service trades in the following four groups—personal services, business services, automobile repairs and services, and miscellaneous repair services; hotels; tourist courts and camps; and amusements, including motion picture theaters. Some important services not covered are radio broadcasting and television, medical and health, legal, educational, nonprofit, accounting, and domestic services.

This coverage is similar to that of the 1939 Business Census. However, "custom trades" and "services incidental to transportation," which are no longer included in the standard classification of the service trades, are not covered by the 1948 Census. In a number of localities, these exclusions as well as

other changes in the standard classification may have a considerable effect in comparing 1948 with 1939 data, particularly with respect to establishment count.

**Establishment definition.**—For Census purposes, a business establishment is defined to include only enterprises conducted from a recognizable place of business, provided that the annual sales were in excess of \$5,000 for a wholesale trade establishment and \$500 for establishments in other trades. A detailed analysis of coverage will be provided in future Census of Business publications.

"Number of establishments" is the number of separate business locations, rather than the number of business companies or organizations, since the Census figures represent information reported separately for each business location or establishment. The establishment count reflects the number of places in business at the end of 1948 excluding administrative and executive offices of multinational organizations, and "chain store" warehouses.

**Sales and receipts.**—"1948 sales and receipts" represents sales of merchandise and receipts from repairs and other services to customers. The figures reflect deductions for returned goods and allowances, but not for trade-in allowances; they exclude sales and excise taxes collected from customers and paid directly to any taxing agency.

**Proprietors.**—"Active proprietors..." represents owners and partners of unincorporated businesses who devoted the major portion of their time to the business in November 1948.

**Employment.**—"Number of paid employees..." represents all employees on the pay roll for the pay period ending nearest November 15, 1948. "Full workweek" employees, whether regular or seasonal, are those who in the November 15 pay period were paid for working at least the number of hours typically worked in a week by employees of the reporting establishment.

# 1948 CENSUS OF BUSINESS

RETAIL, WHOLESALE, SERVICE TRADES

U. S. DEPARTMENT OF COMMERCE  
BUREAU OF THE CENSUS

## PRELIMINARY

For Release May 1, 1950

Release Series BC-1P-42-022

### BREWSTER COUNTY, TEX.

Retail, wholesale, and service establishments located in Brewster County, Texas, showed a substantial expansion in dollar volume of trade from 1939 to 1948 according to preliminary figures from the 1948 Census of Business released today by the Bureau of the Census, U. S. Department of Commerce.

Retail sales in the county during 1948 aggregated \$5.8 million, an increase of 190 percent over the \$2.0 million in 1939, when the preceding Census of Business was taken. Wholesale sales in the county reached a total of \$3.3 million in 1948 as compared with \$1.3 million in 1939. The service trades included in the Census of Business recorded receipts totaling \$213,000 in 1948 compared with \$94,000 in 1939.

Employment in the county also rose over the 9-year period between 1939 and 1948 for the above trades. Establishments in these trades reported a combined total of 364 paid employees for the workweek ended nearest November 15, 1948. This compared with a total of 285 employees reported for the week of November 15, 1939.

These preliminary figures have been derived from a Census report on Brewster County, Texas, which also includes data for the city of Alpine. Final figures, superseding the preliminary data for Brewster County, will be included in a Bulletin for the State of Texas to be issued in several months. Similar data will be made available this year in preliminary and final form for each of the counties and States. A single copy of the preliminary release for Brewster County as well as an order blank for other area releases may be obtained by writing to the Bureau of the Census, Washington 25, D. C.

Table 1.—CENSUS OF BUSINESS PRELIMINARY RESULTS FOR 1948, BY TRADE GROUP  
BREWSTER COUNTY, TEX.

Trade group and kind of business	Number of establishments	1948 sales and receipts (Thousand dollars)	Active proprietors of unincorporated businesses Nov. 1948	Paid employees, workweek ended nearest Nov. 15, 1948	
				Total employees <sup>1</sup>	Full workweek employees
RETAIL TRADE, total.....	114	5,794	113	280	244
Food group.....	22	1,422	22	41	33
Eating and drinking places.....	26	322	23	53	44
Gasoline service stations.....	10	357	11	16	11
All other retail stores.....	56	3,693	57	170	156
WHOLESALE TRADE.....	10	3,274	7	44	x
SELECTED SERVICE TRADES, <sup>2/</sup> total.....	21	213	22	40	36
Personal services.....	14	138	14	35	31
All other service trades.....	7	75	8	5	5
TOURIST COURTS AND CAMPS.....	6	71	6	8	6

x Not available.

<sup>1/</sup> Includes employees paid for less than the full workweek.

<sup>2/</sup> See General Description on last page for changes from the 1939 Census of Business in the coverage of Service Trades.

Table 2.—CENSUS OF BUSINESS PRELIMINARY RESULTS FOR 1948 FOR CITIES OF 2,500 INHABITANTS OR MORE

BREWSTER COUNTY, TEX.

(Data omitted for trade groups where necessary to avoid disclosure)

City and trade group	Number of establishments	1948 sales and receipts (Thousand dollars)	Active proprietors of unincorporated businesses Nov. 1948	Paid employees, workweek ended nearest Nov. 15, 1948	
				Total employees <sup>1</sup>	Full workweek employees
Alpine:					
Retail trade.....	89	5,031	86	245	215
Remainder of county:					
Retail trade.....	25	763	27	35	29

<sup>1</sup>/ Includes employees paid for less than the full workweek.

GENERAL DESCRIPTION OF PRELIMINARY RELEASES FOR THE 1948 CENSUS OF BUSINESS

This series of releases, of which one is planned for each county in the United States, presents preliminary results of the 1948 Census of Business. The information is based on reports submitted by business establishments for that Census. The figures shown are preliminary, and are subject to revision in the final Census publications, but the changes are expected to be relatively minor with respect to coverage. The final Census figures will be issued in a series of Business Census bulletins which will show additional detailed kind-of-business information for all places where there are a sufficient number of establishments.

The 1948 Census of Business was taken under the provision of the Act of June 19, 1948, which provides that the Business Census be taken for 1948 and for each fifth year thereafter. Previous Business Censuses were taken for the years 1929, 1933, 1935, and 1939.

**Scope of the Census.**—The 1948 Census of Business covered all establishments in the following trades, as defined by the Standard Industrial Classification Manual, May 1949 issue, of the Executive Office of the President: all retail trades; all wholesale trades; all service trades in the following four groups—personal services, business services, automobile repairs and services, and miscellaneous repair services; hotels; tourist courts and camps; and amusements, including motion picture theaters. Some important services not covered are radio broadcasting and television, medical and health, legal, educational, nonprofit, accounting, and domestic services.

This coverage is similar to that of the 1939 Business Census. However, "custom trades" and "services incidental to transportation," which are no longer included in the standard classification of the service trades, are not covered by the 1948 Census. In a number of localities, these exclusions as well as

other changes in the standard classification may have a considerable effect in comparing 1948 with 1939 data, particularly with respect to establishment count.

**Establishment definition.**—For Census purposes, a business establishment is defined to include only enterprises conducted from a recognizable place of business, provided that the annual sales were in excess of \$5,000 for a wholesale trade establishment and \$500 for establishments in other trades. A detailed analysis of coverage will be provided in future Censuses of Business publications.

"Number of establishments" is the number of separate business locations, rather than the number of business companies or organizations, since the Census figures represent information reported separately for each business location or establishment. The establishment count reflects the number of places in business at the end of 1948 including administrative and executive offices of multinational organizations, and "chain store" warehouses.

**Sales and receipts.**—"1948 sales and receipts" represents sales of merchandise and receipts from repairs and other services to customers. The figures reflect deductions for returned goods and allowances, but not for trade-in allowances; they exclude sales and excise taxes collected from customers and paid directly to any taxing agency.

**Proprietors.**—"Active proprietors..." represents owners and partners of unincorporated businesses who devoted the major portion of their time to the business in November 1948.

**Employment.**—"Number of paid employees..." represents all employees on the pay roll for the pay period ending nearest November 15, 1948. "Full workweek" employees, whether regular or seasonal, are those who in the November 15 pay period were paid for working at least the number of hours typically worked in a week by employees of the reporting establishment.

# 1948 CENSUS OF BUSINESS

RETAIL, WHOLESALE, SERVICE TRADES

U. S. DEPARTMENT OF COMMERCE  
BUREAU OF THE CENSUS

E  
S

## PRELIMINARY

For Release May 1, 1950

Release Series BC-1P-42-023

### BRISCOE COUNTY, TEX.

Retail, wholesale, and service establishments located in Briscoe County, Texas, showed a substantial expansion in dollar volume of trade from 1939 to 1948 according to preliminary figures from the 1948 Census of Business released today by the Bureau of the Census, U. S. Department of Commerce.

Retail sales in the county during 1948 aggregated \$2.5 million, an increase of 213 percent over the \$0.8 million in 1939, when the preceding Census of Business was taken. Wholesale sales in the county reached a total of \$910,000 in 1948 as compared with \$264,000 in 1939. The service trades included in the Census of Business recorded receipts totaling \$87,000 in 1948 compared with \$58,000 in 1939.

Employment in the county also rose over the 9-year period between 1939 and 1948 for the above trades. Establishments in these trades reported a combined total of 114 paid employees for the workweek ended nearest November 15, 1948. This compared with a total of 89 employees reported for the week of November 15, 1939.

These preliminary figures have been derived from a Census report on Briscoe County, Texas. Final figures, superseding the preliminary data for Briscoe County, will be included in a Bulletin for the State of Texas to be issued in several months. Similar data will be made available this year in preliminary and final form for each of the counties and States. A single copy of the preliminary release for Briscoe County as well as an order blank for other area releases may be obtained by writing to the Bureau of the Census, Washington 25, D. C.

Table 1.—CENSUS OF BUSINESS PRELIMINARY RESULTS FOR 1948, BY TRADE GROUP

### BRISCOE COUNTY, TEX.

Trade group and kind of business	Number of establishments	1948 sales and receipts (Thousand dollars)	Active proprietors of unincorporated businesses Nov. 1948	Paid employees, workweek ended nearest Nov. 15, 1948	
				Total employees <sup>1</sup>	Full workweek employees
RETAIL TRADE, total.....	51	2,536	51	86	67
Food group.....	8	641	3	14	12
Gasoline service stations.....	7	136	7	2	1
All other retail stores.....	36	1,759	36	70	54
WHOLESALE TRADE.....	9	910	8	15	x
SELECTED SERVICE TRADES, <sup>2</sup> /total.....	19	87	20	13	12
Personal services.....	13	64	14	12	11
All other service trades.....	6	23	6	1	1

x Not available.

<sup>1</sup>/ Includes employees paid for less than the full workweek.

<sup>2</sup>/ See General Description on last page for changes from the 1939 Census of Business in the coverage of Service Trades.

## GENERAL DESCRIPTION OF PRELIMINARY RELEASES FOR THE 1948 CENSUS OF BUSINESS

This series of releases, of which one is planned for each county in the United States, presents preliminary results of the 1948 Census of Business. The information is based on reports submitted by business establishments for that Census. The figures shown are preliminary, and are subject to revision in the final Census publications, but the changes are expected to be relatively minor with respect to coverage. The final Census figures will be issued in a series of Business Census bulletins which will show additional detailed kind-of-business information for all places where there are a sufficient number of establishments.

The 1948 Census of Business was taken under the provision of the Act of June 19, 1948, which provides that the Business Census be taken for 1948 and for each fifth year thereafter. Previous Business Censuses were taken for the years 1929, 1933, 1935, and 1939.

*Scope of the Census.*—The 1948 Census of Business covered all establishments in the following trades, as defined by the Standard Industrial Classification Manual, May 1949 issue, of the Executive Office of the President: all retail trades; all wholesale trades; all service trades in the following four groups—personal services, business services, automobile repairs and services, and miscellaneous repair services; hotels; tourist courts and camps; and amusements, including motion picture theaters. Some important services not covered are radio broadcasting and television, medical and health, legal, educational, nonprofit, accounting, and domestic services.

This coverage is similar to that of the 1939 Business Census. However, "custom trades" and "services incidental to transportation," which are no longer included in the standard classification of the service trades, are not covered by the 1948 Census. In a number of localities, these exclusions as well as other changes in the standard classification may have a considerable effect in comparing

1948 with 1939 data, particularly with respect to establishment count.

*Establishment definition.*—For Census purposes, a business establishment is defined to include only enterprises conducted from a recognizable place of business, provided that the annual sales were in excess of \$5,000 for a wholesale trade establishment and \$500 for establishments in other trades. A detailed analysis of coverage will be provided in future Census of Business publications.

"Number of establishments" is the number of separate business locations, rather than the number of business companies or organizations, since the Census figures represent information reported separately for each business location or establishment. The establishment count reflects the number of places in business at the end of 1948 excluding administrative and executive offices of multiunit organizations, and "chain store" warehouses.

*Sales and receipts.*—"1948 sales and receipts" represents sales of merchandise and receipts from repairs and other services to customers. The figures reflect deductions for returned goods and allowances, but not for trade-in allowances; they exclude sales and excise taxes collected from customers and paid directly to any taxing agency.

*Proprietors.*—"Active proprietors..." represents owners and partners of unincorporated businesses who devoted the major portion of their time to the business in November 1948.

*Employment.*—"Number of paid employees..." represents all employees on the pay roll for the pay period ending nearest November 15, 1948. "Full workweek" employees, whether regular or seasonal, are those who in the November 15 pay period were paid for working at least the number of hours typically worked in a week by employees of the reporting establishment.

# 1948 CENSUS OF BUSINESS

RETAIL, WHOLESALE, SERVICE TRADES

U. S. DEPARTMENT OF COMMERCE  
BUREAU OF THE CENSUS

E  
S

## PRELIMINARY

For Release May 8, 1950

Release Series BC-1P-42-024

### BROOKS COUNTY, TEX.

Retail, wholesale, and service establishments located in Brooks County, Texas, showed a substantial expansion in dollar volume of trade from 1939 to 1948 according to preliminary figures from the 1948 Census of Business released today by the Bureau of the Census, U. S. Department of Commerce.

Retail sales in the county during 1948 aggregated \$7.5 million, an increase of 436 percent over the \$1.4 million in 1939, when the preceding Census of Business was taken. Wholesale sales in the county reached a total of \$4.0 million in 1948 as compared with \$0.3 million in 1939. The service trades included in the Census of Business recorded receipts totaling \$272,000 in 1948 compared with \$40,000 in 1939.

Employment in the county also rose over the 9-year period between 1939 and 1948 for the above trades. Establishments in these trades reported a combined total of 502 paid employees for the workweek ended nearest November 15, 1948. This compared with a total of 266 employees reported for the week of November 15, 1939.

These preliminary figures have been derived from a Census report on Brooks County, Texas. Final figures, superseding the preliminary data for Brooks County, will be included in a Bulletin for the State of Texas to be issued in several months. Similar data will be made available this year in preliminary and final form for each of the counties and States. A single copy of the preliminary release for Brooks County as well as an order blank for other area releases may be obtained by writing to the Bureau of the Census, Washington 25, D. C.

Table 1.—CENSUS OF BUSINESS PRELIMINARY RESULTS FOR 1948, BY TRADE GROUP  
BROOKS COUNTY, TEX.

Trade group and kind of business	Number of establishments	1948 sales and receipts (Thousand dollars)	Active proprietors of unincorporated businesses Nov. 1948	Paid employees, workweek ended nearest Nov. 15, 1948	
				Total employees <sup>1</sup>	Full workweek employees
RETAIL TRADE, total.....	120	7,504	112	392	344
Food group.....	32	1,841	36	60	48
Eating and drinking places.....	35	590	34	74	59
Gasoline service stations.....	10	643	9	23	19
All other retail stores.....	43	4,430	33	235	218
WHOLESALE TRADE.....	13	3,995	10	59	x
SELECTED SERVICE TRADES, <sup>2/</sup> total.....	32	272	31	51	48
Personal services.....	21	156	21	36	36
All other service trades.....	11	116	10	15	12
TOURIST COURTS AND CAMPS.....	6	66	5	17	16

x Not available.

<sup>1/</sup> Includes employees paid for less than the full workweek.

<sup>2/</sup> See General Description on last page for changes from the 1939 Census of Business in the coverage of Service Trades.

1  
2  
3  
4  
5  
6  
7  
8  
9  
10  
11  
12  
13  
14  
15  
16  
17  
18  
19  
20  
21  
22  
23  
24  
25  
26  
27  
28  
29  
30  
31  
32  
33  
34  
35  
36  
37  
38  
39  
40  
41  
42  
43  
44  
45  
46  
47  
48  
49  
50

## GENERAL DESCRIPTION OF PRELIMINARY RELEASES FOR THE 1948 CENSUS OF BUSINESS

This series of releases, of which one is planned for each county in the United States, presents preliminary results of the 1948 Census of Business. The information is based on reports submitted by business establishments for that Census. The figures shown are preliminary, and are subject to revision in the final Census publications, but the changes are expected to be relatively minor with respect to coverage. The final Census figures will be issued in a series of Business Census bulletins which will show additional detailed kind-of-business information for all places where there are a sufficient number of establishments.

The 1948 Census of Business was taken under the provision of the Act of June 19, 1948, which provides that the Business Census be taken for 1948 and for each fifth year thereafter. Previous Business Censuses were taken for the years 1929, 1933, 1935, and 1939.

*Scope of the Census.*—The 1948 Census of Business covered all establishments in the following trades, as defined by the Standard Industrial Classification Manual, May 1949 issue, of the Executive Office of the President: all retail trades; all wholesale trades; all service trades in the following four groups—personal services, business services, automobile repairs and services, and miscellaneous repair services; hotels; tourist courts and camps; and amusements, including motion picture theaters. Some important services not covered are radio broadcasting and television, medical and health, legal, educational, nonprofit, accounting, and domestic services.

This coverage is similar to that of the 1939 Business Census. However, "custom trades" and "services incidental to transportation," which are no longer included in the standard classification of the service trades, are not covered by the 1948 Census. In a number of localities, these exclusions as well as other changes in the standard classification may have a considerable effect in comparing

1948 with 1939 data, particularly with respect to establishment count.

*Establishment definition.*—For Census purposes, a business establishment is defined to include only enterprises conducted from a recognizable place of business, provided that the annual sales were in excess of \$5,000 for a wholesale trade establishment and \$500 for establishments in other trades. A detailed analysis of coverage will be provided in future Census of Business publications.

"Number of establishments" is the number of separate business locations, rather than the number of business companies or organizations, since the Census figures represent information reported separately for each business location or establishment. The establishment count reflects the number of places in business at the end of 1948 excluding administrative and executive offices of multiunit organizations, and "chain store" warehouses.

*Sales and receipts.*—"1948 sales and receipts" represents sales of merchandise and receipts from repairs and other services to customers. The figures reflect deductions for returned goods and allowances, but not for trade-in allowances; they exclude sales and excise taxes collected from customers and paid directly to any taxing agency.

*Proprietors.*—"Active proprietors..." represents owners and partners of unincorporated businesses who devoted the major portion of their time to the business in November 1948.

*Employment.*—"Number of paid employees..." represents all employees on the pay roll for the pay period ending nearest November 15, 1948. "Full workweek" employees, whether regular or seasonal, are those who in the November 15 pay period were paid for working at least the number of hours typically worked in a week by employees of the reporting establishment.



# 1948 CENSUS OF BUSINESS

RETAIL, WHOLESALE, SERVICE TRADES

U. S. DEPARTMENT OF COMMERCE  
BUREAU OF THE CENSUS

## PRELIMINARY

For Release May 22, 1950

Release Series BC-1P-42-025

### BROWN COUNTY, TEX.

Retail, wholesale, and service establishments located in Brown County, Texas, showed a substantial expansion in dollar volume of trade from 1939 to 1948 according to preliminary figures from the 1948 Census of Business released today by the Bureau of the Census, U. S. Department of Commerce.

Retail sales in the county during 1948 aggregated \$22.1 million, an increase of 199 percent over the \$7.4 million in 1939, when the preceding Census of Business was taken. Wholesale sales in the county reached a total of \$17.2 million in 1948 as compared with \$4.8 million in 1939. The service trades included in the Census of Business recorded receipts totaling \$1.2 million in 1948 compared with \$0.4 million in 1939.

Employment in the county also rose over the 9-year period between 1939 and 1948 for the above trades. Establishments in these trades reported a combined total of 1,771 paid employees for the workweek ended nearest November 15, 1948. This compared with a total of 1,374 employees reported for the week of November 15, 1939.

These preliminary figures have been derived from a Census report on Brown County, Texas, which also includes data for the city of Brownwood. Final figures, superseding the preliminary data for Brown County, will be included in a Bulletin for the State of Texas to be issued in several months. Similar data will be made available this year in preliminary and final form for each of the counties and States. A single copy of the preliminary release for Brown County as well as an order blank for other area releases may be obtained by writing to the Bureau of the Census, Washington 25, D. C.

Table 1.—CENSUS OF BUSINESS PRELIMINARY RESULTS FOR 1948, BY TRADE GROUP  
BROWN COUNTY, TEX.

Trade group and kind of business	Number of establishments	1948 sales and receipts (Thousand dollars)	Active proprietors of unincorporated businesses Nov. 1948	Paid employees, workweek ended nearest Nov. 15, 1948	
				Total employees <sup>1</sup>	Full workweek employees
RETAIL TRADE, total.....	388	22,086	399	1,171	1,017
Food group.....	107	5,221	115	133	102
Eating and drinking places.....	35	822	37	155	142
General merchandise grp, general stores.	16	2,708	10	202	151
Apparel group.....	18	1,312	17	73	68
Furniture-home furnishings-appliance grp.	14	1,088	14	58	56
Automotive group.....	42	5,578	43	227	223
Gasoline service stations.....	78	1,304	88	73	50
Lumber-building-hardware group.....	21	1,951	13	78	66
Drug and proprietary stores.....	19	1,100	22	106	98
All other retail stores.....	38	1,002	40	66	61
WHOLESALE TRADE, total.....	42	17,194	37	349	x
Merchant wholesalers.....	25	12,254	20	290	x
Other types of wholesale.....	17	4,940	17	59	x
SELECTED SERVICE TRADES, <sup>2</sup> total.....	148	1,240	155	251	216
Personal services.....	94	760	93	202	169
All other service trades.....	54	480	62	49	47
TOURIST COURTS AND CAMPS.....	8	57	7	15	13

x Not available.

<sup>1</sup>/ Includes employees paid for less than the full workweek.

<sup>2</sup>/ See General Description on last page for changes from the 1939 Census of Business in the coverage of Service Trades.

Table 2.—CENSUS OF BUSINESS PRELIMINARY RESULTS FOR 1948 FOR CITIES OF 2,500 INHABITANTS OR MORE

BROWN COUNTY, TEX.

(Data omitted for trade groups where necessary to avoid disclosure)

City and trade group <sup>1</sup>	Number of establishments	1948 sales and receipts (Thousand dollars)	Active proprietors of unincorporated businesses Nov. 1948	Paid employees, workweek ended nearest Nov. 15, 1948	
				Total employees <sup>2</sup>	Full workweek employees
Brownwood:					
Retail trade.....	279	20,161	280	1,077	938
Selected service trades....	124	1,142	131	230	201
Remainder of county:					
Retail trade.....	109	1,925	119	94	79
Selected service trades....	24	98	24	21	15

1/ See General Description on this page for changes from the 1939 Census of Business in the coverage of Service Trades.

2/ Includes employees paid for less than the full workweek.

GENERAL DESCRIPTION OF PRELIMINARY RELEASES FOR THE 1948 CENSUS OF BUSINESS

This series of releases, of which one is planned for each county in the United States, presents preliminary results of the 1948 Census of Business. The information is based on reports submitted by business establishments for that Census. The figures shown are preliminary, and are subject to revision in the final Census publications, but the changes are expected to be relatively minor with respect to coverage. The final Census figures will be issued in a series of Business Census bulletins which will show additional detailed kind-of-business information for all places where there are a sufficient number of establishments.

The 1948 Census of Business was taken under the provision of the Act of June 19, 1948, which provides that the Business Census be taken for 1948 and for each fifth year thereafter. Previous Business Censuses were taken for the years 1929, 1933, 1936, and 1939.

**Scope of the Census.**—The 1948 Census of Business covered all establishments in the following trades, as defined by the Standard Industrial Classification Manual, May 1949 issue, of the Executive Office of the President: all retail trades; all wholesale trades; all service trades in the following four groups—personal services, business services, automobile repairs and services, and miscellaneous repair services; hotels; tourist courts and camps; and amusements, including motion picture theaters. Some important services not covered are radio broadcasting and television, medical and health, legal, educational, nonprofit, accounting, and domestic services.

This coverage is similar to that of the 1939 Business Census. However, "custom trades" and "services incidental to transportation," which are no longer included in the standard classification of the service trades, are not covered by the 1948 Census. In a number of localities, these exclusions as well as

other changes in the standard classification may have a considerable effect in comparing 1948 with 1939 data, particularly with respect to establishment count.

**Establishment definition.**—For Census purposes, a business establishment is defined to include only enterprises conducted from a recognizable place of business, provided that the annual sales were in excess of \$5,000 for a wholesale trade establishment and \$500 for establishments in other trades. A detailed analysis of coverage will be provided in future Censuses of Business publications.

"Number of establishments" is the number of separate business locations, rather than the number of business companies or organizations, since the Census figures represent information reported separately for each business location or establishment. The establishment count reflects the number of places in business at the end of 1948 excluding administrative and executive offices of multiunit organizations, and "chain store" warehouses.

**Sales and receipts.**—"1948 sales and receipts" represents sales of merchandise and receipts from repairs and other services to customers. The figures reflect deductions for returned goods and allowances, but not for trade-in allowances; they exclude sales and excise taxes collected from customers and paid directly to any taxing agency.

**Proprietors.**—"Active proprietors..." represents owners and partners of unincorporated businesses who devoted the major portion of their time to the business in November 1948.

**Employment.**—"Number of paid employees..." represents all employees on the pay roll for the pay period ending nearest November 15, 1948. "Full workweek" employees, whether regular or seasonal, are those who in the November 15 pay period were paid for working at least the number of hours typically worked in a week by employees of the reporting establishment.

# 1948 CENSUS OF BUSINESS

RETAIL, WHOLESALE, SERVICE TRADES

U. S. DEPARTMENT OF COMMERCE  
BUREAU OF THE CENSUS

## PRELIMINARY

For Release May 22, 1950

Release Series BC-1P-42-026

### BURLESON COUNTY, TEX.

Retail, wholesale, and service establishments located in Burleson County, Texas, showed a substantial expansion in dollar volume of trade from 1939 to 1948 according to preliminary figures from the 1948 Census of Business released today by the Bureau of the Census, U. S. Department of Commerce.

Retail sales in the county during 1948 aggregated \$6.9 million, an increase of 214 percent over the \$2.2 million in 1939, when the preceding Census of Business was taken. Wholesale sales in the county reached a total of \$1.4 million in 1948 as compared with \$0.4 million in 1939. The service trades included in the Census of Business recorded receipts totaling \$257,000 in 1948 compared with \$50,000 in 1939.

Employment in the county also rose over the 9-year period between 1939 and 1948 for the above trades. Establishments in these trades reported a combined total of 348 paid employees for the workweek ended nearest November 15, 1948. This compared with a total of 314 employees reported for the week of November 15, 1939.

These preliminary figures have been derived from a Census report on Burleson County, Texas. Final figures, superseding the preliminary data for Burleson County, will be included in a Bulletin for the State of Texas to be issued in several months. Similar data will be made available this year in preliminary and final form for each of the counties and States. A single copy of the preliminary release for Burleson County as well as an order blank for other area releases may be obtained by writing to the Bureau of the Census, Washington 25, D. C.

Table 1.—CENSUS OF BUSINESS PRELIMINARY RESULTS FOR 1948, BY TRADE GROUP

### BURLESON COUNTY, TEX.

Trade group and kind of business	Number of establishments	1948 sales and receipts (Thousand dollars)	Active proprietors of unincorporated businesses Nov. 1948	Paid employees, workweek ended nearest Nov. 15, 1948	
				Total employees <sup>1</sup>	Full workweek employees
RETAIL TRADE, total.....	218	6,933	212	311	222
Food group.....	57	2,234	57	56	35
Eating and drinking places.....	60	464	58	74	53
General merchandise grp, general stores.	29	961	29	58	33
Furniture-home furnishgs-appliance grp.	7	191	7	11	11
Automotive group.....	6	400	9	25	22
Gasoline service stations.....	22	915	18	12	7
Lumber-building-hardware group.....	9	833	9	34	30
Drug and proprietary stores.....	6	202	8	17	12
All other retail stores.....	22	733	17	24	19
WHOLESALE TRADE.....	9	1,373	9	15	x
SELECTED SERVICE TRADES, <sup>2</sup> /total.....	42	257	42	22	20
Personal services.....	23	115	21	17	16
All other service trades.....	19	142	21	5	4

x Not available.

<sup>1</sup>/ Includes employees paid for less than the full workweek.

<sup>2</sup>/ See General Description on last page for changes from the 1939 Census of Business in the coverage of Service Trades.

## GENERAL DESCRIPTION OF PRELIMINARY RELEASES FOR THE 1948 CENSUS OF BUSINESS

This series of releases, of which one is planned for each county in the United States, presents preliminary results of the 1948 Census of Business. The information is based on reports submitted by business establishments for that Census. The figures shown are preliminary, and are subject to revision in the final Census publications, but the changes are expected to be relatively minor with respect to coverage. The final Census figures will be issued in a series of Business Census bulletins which will show additional detailed kind-of-business information for all places where there are a sufficient number of establishments.

The 1948 Census of Business was taken under the provision of the Act of June 19, 1948, which provides that the Business Census be taken for 1948 and for each fifth year thereafter. Previous Business Censuses were taken for the years 1929, 1933, 1935, and 1939.

*Scope of the Census.*—The 1948 Census of Business covered all establishments in the following trades, as defined by the Standard Industrial Classification Manual, May 1949 issue, of the Executive Office of the President: all retail trades; all wholesale trades; all service trades in the following four groups—personal services, business services, automobile repairs and services, and miscellaneous repair services; hotels; tourist courts and camps; and amusements, including motion picture theaters. Some important services not covered are radio broadcasting and television, medical and health, legal, educational, nonprofit, accounting, and domestic services.

This coverage is similar to that of the 1939 Business Census. However, "custom trades" and "services incidental to transportation," which are no longer included in the standard classification of the service trades, are not covered by the 1948 Census. In a number of localities, these exclusions as well as other changes in the standard classification may have a considerable effect in comparing

1948 with 1939 data, particularly with respect to establishment count.

*Establishment definition.*—For Census purposes, a business establishment is defined to include only enterprises conducted from a recognizable place of business, provided that the annual sales were in excess of \$5,000 for a wholesale trade establishment and \$500 for establishments in other trades. A detailed analysis of coverage will be provided in future Census of Business publications.

"Number of establishments" is the number of separate business locations, rather than the number of business companies or organizations, since the Census figures represent information reported separately for each business location or establishment. The establishment count reflects the number of places in business at the end of 1948 excluding administrative and executive offices of multiunit organizations, and "chain store" warehouses.

*Sales and receipts.*—"1948 sales and receipts" represents sales of merchandise and receipts from repairs and other services to customers. The figures reflect deductions for returned goods and allowances, but not for trade-in allowances; they exclude sales and excise taxes collected from customers and paid directly to any taxing agency.

*Proprietors.*—"Active proprietors..." represents owners and partners of unincorporated businesses who devoted the major portion of their time to the business in November 1948.

*Employment.*—"Number of paid employees..." represents all employees on the pay roll for the pay period ending nearest November 15, 1948. "Full workweek" employees, whether regular or seasonal, are those who in the November 15 pay period were paid for working at least the number of hours typically worked in a week by employees of the reporting establishment.

# 1948 CENSUS OF BUSINESS

RETAIL, WHOLESALE, SERVICE TRADES

U. S. DEPARTMENT OF COMMERCE  
BUREAU OF THE CENSUS

## PRELIMINARY

For Release May 1, 1950

Release Series BC-1P-42-027

### BURNET COUNTY, TEX.

Retail, wholesale, and service establishments located in Burnet County, Texas, showed a substantial expansion in dollar volume of trade from 1939 to 1948 according to preliminary figures from the 1948 Census of Business released today by the Bureau of the Census, U. S. Department of Commerce.

Retail sales in the county during 1948 aggregated \$5.5 million, an increase of 189 percent over the \$1.9 million in 1939, when the preceding Census of Business was taken. Wholesale sales in the county reached a total of \$1.3 million in 1948 as compared with \$0.6 million in 1939. The service trades included in the Census of Business recorded receipts totaling \$162,000 in 1948 compared with \$52,000 in 1939.

Employment in the county also rose over the 9-year period between 1939 and 1948 for the above trades. Establishments in these trades reported a combined total of 365 paid employees for the workweek ended nearest November 15, 1948. This compared with a total of 229 employees reported for the week of November 15, 1939.

These preliminary figures have been derived from a Census report on Burnet County, Texas. Final figures, superseding the preliminary data for Burnet County, will be included in a Bulletin for the State of Texas to be issued in several months. Similar data will be made available this year in preliminary and final form for each of the counties and States. A single copy of the preliminary release for Burnet County as well as an order blank for other area releases may be obtained by writing to the Bureau of the Census, Washington 25, D. C.

Table 1.—CENSUS OF BUSINESS PRELIMINARY RESULTS FOR 1948, BY TRADE GROUP

### BURNET COUNTY, TEX.

Trade group and kind of business	Number of establishments	1948 sales and receipts (Thousand dollars)	Active proprietors of unincorporated businesses Nov. 1948	Paid employees, workweek ended nearest Nov. 15, 1948	
				Total employees <sup>1</sup>	Full workweek employees
RETAIL TRADE, total.....	146	5,501	146	314	270
Food group.....	31	1,093	30	28	25
Eating and drinking places.....	15	312	17	63	61
Gasoline service stations.....	22	550	22	30	28
All other retail stores.....	78	3,546	77	193	156
WHOLESALE TRADE.....	9	1,328	8	25	x
SELECTED SERVICE TRADES, <sup>2/</sup> total.....	42	162	44	26	26
Personal services.....	25	90	26	18	18
All other service trades.....	17	72	18	8	8
TOURIST COURTS AND CAMPS.....	8	32	9	2	2

x Not available.

<sup>1/</sup> Includes employees paid for less than the full workweek.

<sup>2/</sup> See General Description on last page for changes from the 1939 Census of Business in the coverage of Service Trades.

## GENERAL DESCRIPTION OF PRELIMINARY RELEASES FOR THE 1948 CENSUS OF BUSINESS

This series of releases, of which one is planned for each county in the United States, presents preliminary results of the 1948 Census of Business. The information is based on reports submitted by business establishments for that Census. The figures shown are preliminary, and are subject to revision in the final Census publications, but the changes are expected to be relatively minor with respect to coverage. The final Census figures will be issued in a series of Business Census bulletins which will show additional detailed kind-of-business information for all places where there are a sufficient number of establishments.

The 1948 Census of Business was taken under the provision of the Act of June 19, 1948, which provides that the Business Census be taken for 1948 and for each fifth year thereafter. Previous Business Censuses were taken for the years 1929, 1933, 1935, and 1939.

*Scope of the Census.*—The 1948 Census of Business covered all establishments in the following trades, as defined by the Standard Industrial Classification Manual, May 1949 issue, of the Executive Office of the President: all retail trades; all wholesale trades; all service trades in the following four groups—personal services, business services, automobile repairs and services, and miscellaneous repair services; hotels; tourist courts and camps; and amusements, including motion picture theaters. Some important services not covered are radio broadcasting and television, medical and health, legal, educational, nonprofit, accounting, and domestic services.

This coverage is similar to that of the 1939 Business Census. However, "custom trades" and "services incidental to transportation," which are no longer included in the standard classification of the service trades, are not covered by the 1948 Census. In a number of localities, these exclusions as well as other changes in the standard classification may have a considerable effect in comparing

1948 with 1939 data, particularly with respect to establishment count.

*Establishment definition.*—For Census purposes, a business establishment is defined to include only enterprises conducted from a recognizable place of business, provided that the annual sales were in excess of \$5,000 for a wholesale trade establishment and \$500 for establishments in other trades. A detailed analysis of coverage will be provided in future Census of Business publications.

"Number of establishments" is the number of separate business locations, rather than the number of business companies or organizations, since the Census figures represent information reported separately for each business location or establishment. The establishment count reflects the number of places in business at the end of 1948 excluding administrative and executive offices of multiunit organizations, and "chain store" warehouses.

*Sales and receipts.*—"1948 sales and receipts" represents sales of merchandise and receipts from repairs and other services to customers. The figures reflect deductions for returned goods and allowances, but not for trade-in allowances; they exclude sales and excise taxes collected from customers and paid directly to any taxing agency.

*Proprietors.*—"Active proprietors..." represents owners and partners of unincorporated businesses who devoted the major portion of their time to the business in November 1948.

*Employment.*—"Number of paid employees..." represents all employees on the pay roll for the pay period ending nearest November 15, 1948. "Full workweek" employees, whether regular or seasonal, are those who in the November 15 pay period were paid for working at least the number of hours typically worked in a week by employees of the reporting establishment.

# 1948 CENSUS OF BUSINESS

RETAIL, WHOLESALE, SERVICE TRADES

U. S. DEPARTMENT OF COMMERCE  
BUREAU OF THE CENSUS

## PRELIMINARY

For Release May 15, 1950

Release Series BC-1P-42-028

### CALDWELL COUNTY, TEX.

Retail, wholesale, and service establishments located in Caldwell County, Texas, showed a substantial expansion in dollar volume of trade from 1939 to 1948 according to preliminary figures from the 1948 Census of Business released today by the Bureau of the Census, U. S. Department of Commerce.

Retail sales in the county during 1948 aggregated \$15.3 million, an increase of 164 percent over the \$5.8 million in 1939, when the preceding Census of Business was taken. Wholesale sales in the county reached a total of \$4.6 million in 1948 as compared with \$2.4 million in 1939. The service trades included in the Census of Business recorded receipts totaling \$668,000 in 1948 compared with \$227,000 in 1939.

Employment in the county decreased over the 9-year period between 1939 and 1948 for the above trades. Establishments in these trades reported a combined total of 894 paid employees for the workweek ended nearest November 15, 1948. This compared with a total of 966 employees reported for the week of November 15, 1939.

These preliminary figures have been derived from a Census report on Caldwell County, Texas, which also includes data for the cities of Lockhart and Luling. Final figures, superseding the preliminary data for Caldwell County, will be included in a Bulletin for the State of Texas to be issued in several months. Similar data will be made available this year in preliminary and final form for each of the counties and States. A single copy of the preliminary release for Caldwell County as well as an order blank for other area releases may be obtained by writing to the Bureau of the Census, Washington 25, D. C.

Table 1.—CENSUS OF BUSINESS PRELIMINARY RESULTS FOR 1948, BY TRADE GROUP  
CALDWELL COUNTY, TEX.

Trade group and kind of business	Number of establishments	1948 sales and receipts (Thousand dollars)	Active proprietors of unincorporated businesses Nov. 1948	Paid employees, workweek ended nearest Nov. 15, 1948	
				Total employees <sup>1</sup>	Full workweek employees
RETAIL TRADE, total.....	268	15,278	282	712	620
Food group.....	69	3,049	77	109	90
Eating and drinking places.....	48	724	52	131	112
General merchandise grp, general stores	23	1,714	28	104	72
Apparel group.....	10	481	10	32	28
Furniture-home furnishgs-appliance grp	10	548	13	27	27
Automotive group.....	24	4,332	26	82	80
Gasoline service stations.....	36	862	36	45	39
Lumber-building-hardware group.....	21	1,718	20	69	69
Drug and proprietary stores.....	6	373	5	51	48
All other retail stores.....	21	1,477	15	62	55
WHOLESALE TRADE, total.....	20	4,600	15	68	x
Merchant wholesalers.....	9	1,960	5	46	x
Other types of wholesale.....	11	2,640	10	22	x
SELECTED SERVICE TRADES, <sup>2</sup> total.....	80	668	88	114	105
Personal services.....	49	348	50	97	88
All other service trades.....	31	320	38	17	17

x Not available.

<sup>1</sup>/ Includes employees paid for less than the full workweek.

<sup>2</sup>/ See General Description on last page for changes from the 1939 Census of Business in the coverage of Service Trades.

Table 2.—CENSUS OF BUSINESS PRELIMINARY RESULTS FOR 1948 FOR CITIES OF 2,500 INHABITANTS OR MORE

## CALDWELL COUNTY, TEX.

(Data omitted for trade groups where necessary to avoid disclosure)

City and trade group <sup>1</sup>	Number of establishments	1948 sales and receipts (Thousand dollars)	Active proprietors of unincorporated businesses Nov. 1948	Paid employees, workweek ended nearest Nov. 15, 1948	
				Total employees <sup>2</sup>	Full workweek employees
<b>Lockhart:</b>					
Retail trade.....	119	8,470	118	327	278
Wholesale trade.....	12	2,893	10	46	x
Selected service trades...	34	283	36	58	49
<b>Luling:</b>					
Retail trade.....	98	5,024	106	337	301
Selected service trades...	31	270	35	53	53
<b>Remainder of county: 3/</b>					
Retail trade.....	51	1,784	58	48	41
Wholesale trade.....	8	1,707	5	22	x
Selected service trades...	15	115	17	3	3

x Not available.

1/ See General Description on this page for changes from the 1939 Census of Business in the coverage of Service Trades.

2/ Includes employees paid for less than the full workweek.

3/ Includes figures for establishments, other than wholesale, not located in cities of 2,500 inhabitants or more, and wholesale establishments not located in cities of 5,000 inhabitants or more.

## GENERAL DESCRIPTION OF PRELIMINARY RELEASES FOR THE 1948 CENSUS OF BUSINESS

This series of releases, of which one is planned for each county in the United States, presents preliminary results of the 1948 Census of Business. The information is based on reports submitted by business establishments for that Census. The figures shown are preliminary, and are subject to revision in the final Census publications, but the changes are expected to be relatively minor with respect to coverage. The final Census figures will be issued in a series of Business Census bulletins which will show additional detailed kind-of-business information for all places where there are a sufficient number of establishments.

The 1948 Census of Business was taken under the provision of the Act of June 19, 1948, which provides that the Business Census be taken for 1948 and for each fifth year thereafter. Previous Business Censuses were taken for the years 1929, 1933, 1935, and 1939.

**Scope of the Census.**—The 1948 Census of Business covered all establishments in the following trades, as defined by the Standard Industrial Classification Manual, May 1949 issue, of the Executive Office of the President: all retail trades; all wholesale trades; all service trades in the following four groups—personal services, business services, automobile repairs and services, and miscellaneous repair services; hotels; tourist courts and camps; and amusements, including motion picture theaters. Some important services not covered are radio broadcasting and television, medical and health, legal, educational, nonprofit, accounting, and domestic services.

This coverage is similar to that of the 1939 Business Census. However, "custom trades" and "services incidental to transportation," which are no longer included in the standard classification of the service trades, are not covered by the 1948 Census. In a number of localities, these exclusions as well as

other changes in the standard classification may have a considerable effect in comparing 1948 with 1939 data, particularly with respect to establishment count.

**Establishment definition.**—For Census purposes, a business establishment is defined to include only enterprises conducted from a recognizable place of business, provided that the annual sales were in excess of \$5,000 for a wholesale trade establishment and \$500 for establishments in other trades. A detailed analysis of coverage will be provided in future Census of Business publications.

"Number of establishments" is the number of separate business locations, rather than the number of business companies or organizations, since the Census figures represent information reported separately for each business location or establishment. The establishment count reflects the number of places in business at the end of 1948 excluding administrative and executive offices of multiunit organizations, and "chain store" warehouses.

**Sales and receipts.**—"1948 sales and receipts" represents sales of merchandise and receipts from repairs and other services to customers. The figures reflect deduction for returned goods and allowances, but not for trade-in allowances; they exclude sales and excise taxes collected from customers and paid directly to any taxing agency.

**Proprietors.**—"Active proprietors..." represents owners and partners of unincorporated businesses who devoted the major portion of their time to the business in November 1948.

**Employment.**—"Number of paid employees..." represents all employees on the pay roll for the pay period ending nearest November 15, 1948. "Full workweek" employees, whether regular or seasonal, are those who in the November 15 pay period were paid for working at least the number of hours typically worked in a week by employees of the reporting establishment.



# 1948 CENSUS OF BUSINESS

RETAIL, WHOLESALE, SERVICE TRADES

U. S. DEPARTMENT OF COMMERCE  
BUREAU OF THE CENSUS

## PRELIMINARY

For Release May 1, 1950

Release Series BC-1P-42-029

### CALHOUN COUNTY, TEX.

Retail, wholesale, and service establishments located in Calhoun County, Texas, showed a substantial expansion in dollar volume of trade from 1939 to 1948 according to preliminary figures from the 1948 Census of Business released today by the Bureau of the Census, U. S. Department of Commerce.

Retail sales in the county during 1948 aggregated \$5.5 million, an increase of 400 percent over the \$1.1 million in 1939, when the preceding Census of Business was taken. Wholesale sales in the county reached a total of \$3.2 million in 1948 as compared with \$0.6 million in 1939. The service trades included in the Census of Business recorded receipts totaling \$180,000 in 1948 compared with \$41,000 in 1939.

Employment in the county also rose over the 9-year period between 1939 and 1948 for the above trades. Establishments in these trades reported a combined total of 409 paid employees for the workweek ended nearest November 15, 1948. This compared with a total of 290 employees reported for the week of November 15, 1939.

These preliminary figures have been derived from a Census report on Calhoun County, Texas. Final figures, superseding the preliminary data for Calhoun County, will be included in a Bulletin for the State of Texas to be issued in several months. Similar data will be made available this year in preliminary and final form for each of the counties and States. A single copy of the preliminary release for Calhoun County as well as an order blank for other area releases may be obtained by writing to the Bureau of the Census, Washington 25, D. C.

Table 1.—CENSUS OF BUSINESS PRELIMINARY RESULTS FOR 1948, BY TRADE GROUP  
CALHOUN COUNTY, TEX.

Trade group and kind of business	Number of establishments	1948 sales and receipts (Thousand dollars)	Active proprietors of unincorporated businesses Nov. 1948	Paid employees, workweek ended nearest Nov. 15, 1948	
				Total employees <sup>1</sup>	Full workweek employees
RETAIL TRADE, total.....	90	5,460	86	234	201*
Food group.....	20	1,465	18	37	31
Eating and drinking places.....	19	422	24	60	57
Gasoline service stations.....	11	271	11	11	11
All other retail stores.....	40	3,302	33	126	102
WHOLESALE TRADE.....	17	3,161	14	149	x
SELECTED SERVICE TRADES, <sup>2/</sup> total.....	22	180	21	26	23
Personal services.....	12	93	10	21	19
All other service trades.....	10	87	11	5	4
AMUSEMENTS.....	7	27	7	1	x

x Not available.

<sup>1/</sup> Includes employees paid for less than the full workweek.

<sup>2/</sup> See General Description on last page for changes from the 1939 Census of Business in the coverage of Service Trades.

## GENERAL DESCRIPTION OF PRELIMINARY RELEASES FOR THE 1948 CENSUS OF BUSINESS

This series of releases, of which one is planned for each county in the United States, presents preliminary results of the 1948 Census of Business. The information is based on reports submitted by business establishments for that Census. The figures shown are preliminary, and are subject to revision in the final Census publications, but the changes are expected to be relatively minor with respect to coverage. The final Census figures will be issued in a series of Business Census bulletins which will show additional detailed kind-of-business information for all places where there are a sufficient number of establishments.

The 1948 Census of Business was taken under the provision of the Act of June 19, 1948, which provides that the Business Census be taken for 1948 and for each fifth year thereafter. Previous Business Censuses were taken for the years 1929, 1933, 1935, and 1939.

*Scope of the Census.*—The 1948 Census of Business covered all establishments in the following trades, as defined by the Standard Industrial Classification Manual, May 1949 issue, of the Executive Office of the President: all retail trades; all wholesale trades; all service trades in the following four groups—personal services, business services, automobile repairs and services, and miscellaneous repair services; hotels; tourist courts and camps; and amusements, including motion picture theaters. Some important services not covered are radio broadcasting and television, medical and health, legal, educational, nonprofit, accounting, and domestic services.

This coverage is similar to that of the 1939 Business Census. However, "custom trades" and "services incidental to transportation," which are no longer included in the standard classification of the service trades, are not covered by the 1948 Census. In a number of localities, these exclusions as well as other changes in the standard classification may have a considerable effect in comparing

1948 with 1939 data, particularly with respect to establishment count.

*Establishment definition.*—For Census purposes, a business establishment is defined to include only enterprises conducted from a recognizable place of business, provided that the annual sales were in excess of \$5,000 for a wholesale trade establishment and \$500 for establishments in other trades. A detailed analysis of coverage will be provided in future Census of Business publications.

"Number of establishments" is the number of separate business locations, rather than the number of business companies or organizations, since the Census figures represent information reported separately for each business location or establishment. The establishment count reflects the number of places in business at the end of 1948 excluding administrative and executive offices of multiunit organizations, and "chain store" warehouses.

*Sales and receipts.*—"1948 sales and receipts" represents sales of merchandise and receipts from repairs and other services to customers. The figures reflect deductions for returned goods and allowances, but not for trade-in allowances; they exclude sales and excise taxes collected from customers and paid directly to any taxing agency.

*Proprietors.*—"Active proprietors..." represents owners and partners of unincorporated businesses who devoted the major portion of their time to the business in November 1948.

*Employment.*—"Number of paid employees..." represents all employees on the pay roll for the pay period ending nearest November 15, 1948. "Full workweek" employees, whether regular or seasonal, are those who in the November 15 pay period were paid for working at least the number of hours typically worked in a week by employees of the reporting establishment.

# 1948 CENSUS OF BUSINESS

RETAIL, WHOLESALE, SERVICE TRADES

U. S. DEPARTMENT OF COMMERCE  
BUREAU OF THE CENSUS

## PRELIMINARY

For Release May 15, 1950

Release Series BC-1P- 42-030

### CALLAHAN COUNTY, TEX.

Retail and service establishments located in Callahan County, Texas, showed a substantial expansion in dollar volume of trade from 1939 to 1948 according to preliminary figures from the 1948 Census of Business released today by the Bureau of the Census, U. S. Department of Commerce.

Retail sales in the county during 1948 aggregated \$4.5 million, an increase of 125 percent over the \$2.0 million in 1939, when the preceding Census of Business was taken. The service trades included in the Census of Business recorded receipts totaling \$192,000 in 1948 compared with \$86,000 in 1939. Wholesale sales in the county reached a total of \$527,000 in 1948, a decrease from the \$834,000 reported in 1939.

Employment in the county decreased over the 9-year period between 1939 and 1948 for the above trades. Establishments in these trades reported a combined total of 234 paid employees for the workweek ended nearest November 15, 1948. This compared with a total of 242 employees reported for the week of November 15, 1939.

These preliminary figures have been derived from a Census report on Callahan County, Texas. Final figures, superseding the preliminary data for Callahan County, will be included in a Bulletin for the State of Texas to be issued in several months. Similar data will be made available this year in preliminary and final form for each of the counties and States. A single copy of the preliminary release for Callahan County as well as an order blank for other area releases may be obtained by writing to the Bureau of the Census, Washington 25, D. C.

Table 1.—CENSUS OF BUSINESS PRELIMINARY RESULTS FOR 1948, BY TRADE GROUP  
CALLAHAN COUNTY, TEX.

Trade group and kind of business	Number of establishments	1948 sales and receipts (Thousand dollars)	Active proprietors of unincorporated businesses Nov. 1948	Paid employees, workweek ended nearest Nov. 15, 1948	
				Total employees <sup>1</sup>	Full workweek employees
RETAIL TRADE, total.....	134	4,478	137	199	160
Food group.....	26	1,652	25	45	41
Eating and drinking places.....	10	191	10	52	36
Gasoline service stations.....	31	402	33	9	8
All other retail stores.....	67	2,233	69	93	75
WHOLESALE TRADE.....	5	527	5	8	x
SELECTED SERVICE TRADES, <sup>2/</sup> total.....	56	192	60	27	20
Personal services.....	38	125	42	21	14
All other service trades.....	18	67	18	6	6
AMUSEMENTS.....	7	19	7	1	x

x Not available.

<sup>1/</sup> Includes employees paid for less than the full workweek.

<sup>2/</sup> See General Description on last page for changes from the 1939 Census of Business in the coverage of Service Trades.

## GENERAL DESCRIPTION OF PRELIMINARY RELEASES FOR THE 1948 CENSUS OF BUSINESS

This series of releases, of which one is planned for each county in the United States, presents preliminary results of the 1948 Census of Business. The information is based on reports submitted by business establishments for that Census. The figures shown are preliminary, and are subject to revision in the final Census publications, but the changes are expected to be relatively minor with respect to coverage. The final Census figures will be issued in a series of Business Census bulletins which will show additional detailed kind-of-business information for all places where there are a sufficient number of establishments.

The 1948 Census of Business was taken under the provision of the Act of June 19, 1948, which provides that the Business Census be taken for 1948 and for each fifth year thereafter. Previous Business Censuses were taken for the years 1929, 1933, 1935, and 1939.

*Scope of the Census.*—The 1948 Census of Business covered all establishments in the following trades, as defined by the Standard Industrial Classification Manual, May 1949 issue, of the Executive Office of the President: all retail trades; all wholesale trades; all service trades in the following four groups—personal services, business services, automobile repairs and services, and miscellaneous repair services; hotels; tourist courts and camps; and amusements, including motion picture theaters. Some important services not covered are radio broadcasting and television, medical and health, legal, educational, nonprofit, accounting, and domestic services.

This coverage is similar to that of the 1939 Business Census. However, "custom trades" and "services incidental to transportation," which are no longer included in the standard classification of the service trades, are not covered by the 1948 Census. In a number of localities, these exclusions as well as other changes in the standard classification may have a considerable effect in comparing

1948 with 1939 data, particularly with respect to establishment count.

*Establishment definition.*—For Census purposes, a business establishment is defined to include only enterprises conducted from a recognizable place of business, provided that the annual sales were in excess of \$5,000 for a wholesale trade establishment and \$500 for establishments in other trades. A detailed analysis of coverage will be provided in future Census of Business publications.

"Number of establishments" is the number of separate business locations, rather than the number of business companies or organizations, since the Census figures represent information reported separately for each business location or establishment. The establishment count reflects the number of places in business at the end of 1948 excluding administrative and executive offices of multiunit organizations, and "chain store" warehouses.

*Sales and receipts.*—"1948 sales and receipts" represents sales of merchandise and receipts from repairs and other services to customers. The figures reflect deductions for returned goods and allowances, but not for trade-in allowances; they exclude sales and excise taxes collected from customers and paid directly to any taxing agency.

*Proprietors.*—"Active proprietors..." represents owners and partners of unincorporated businesses who devoted the major portion of their time to the business in November 1948.

*Employment.*—"Number of paid employees..." represents all employees on the pay roll for the pay period ending nearest November 15, 1948. "Full workweek" employees, whether regular or seasonal, are those who in the November 15 pay period were paid for working at least the number of hours typically worked in a week by employees of the reporting establishment.

# 1948 CENSUS OF BUSINESS

RETAIL, WHOLESALE, SERVICE TRADES

U. S. DEPARTMENT OF COMMERCE  
BUREAU OF THE CENSUS

## PRELIMINARY

For Release May 15, 1950

Release Series BC-1P-42-031

### CAMERON COUNTY, TEX.

Retail, wholesale, and service establishments located in Cameron County, Texas, showed a substantial expansion in dollar volume of trade from 1939 to 1948 according to preliminary figures from the 1948 Census of Business released today by the Bureau of the Census, U. S. Department of Commerce.

Retail sales in the county during 1948 aggregated \$81.2 million, an increase of 359 percent over the \$17.7 million in 1939, when the preceding Census of Business was taken. Wholesale sales in the county reached a total of \$75.7 million in 1948 as compared with \$17.1 million in 1939. The service trades included in the Census of Business recorded receipts totaling \$3.9 million in 1948 compared with \$1.0 million in 1939.

Employment in the county also rose over the 9-year period between 1939 and 1948 for the above trades. Establishments in these trades reported a combined total of 7,671 paid employees for the workweek ended nearest November 15, 1948. This compared with a total of 4,429 employees reported for the week of November 15, 1939.

These preliminary figures have been derived from a Census report on Cameron County, Texas, which also includes data for the cities of Brownsville, Harlingen, and San Benito. Final figures, superseding the preliminary data for Cameron County, will be included in a Bulletin for the State of Texas to be issued in several months. Similar data will be made available this year in preliminary and final form for each of the counties and States. A single copy of the preliminary release for Cameron County as well as an order blank for other area releases may be obtained by writing to the Bureau of the Census, Washington 25, D. C.

91421

Table 1.—CENSUS OF BUSINESS PRELIMINARY RESULTS FOR 1948, BY TRADE GROUP

## CAMERON COUNTY, TEX.

Trade group and kind of business	Number of establishments	1948 sales and receipts (Thousand dollars)	Active proprietors of unincorporated businesses Nov. 1948	Paid employees, workweek ended nearest Nov. 15, 1948	
				Total employees <sup>1</sup>	Full workweek employees
RETAIL TRADE, total.....	1,409	81,192	1,321	4,887	4,156
Food group.....	535	17,897	526	610	477
Eating and drinking places.....	287	5,432	286	808	710
General merchandise grp, general stores	51	12,379	32	1,052	778
Apparel group.....	61	5,342	59	329	269
Furniture-home furnishgs-appliance grp.	53	3,706	46	241	228
Automotive group.....	57	14,324	47	620	597
Gasoline service stations.....	96	3,627	93	238	205
Lumber-building-hardware group.....	71	9,822	50	397	358
Drug and proprietary stores.....	36	2,329	38	214	190
All other retail stores.....	162	6,334	144	378	344
WHOLESALE TRADE, total.....	184	75,684	137	2,105	x
Merchant wholesalers, total.....	99	37,639	71	1,112	x
Groceries, foods.....	24	15,734	23	377	x
Hardware, elec'l, plum'g and heat'g..	8	2,607	7	59	x
Mach'y, equip't, industrial supplies.	12	2,858	9	125	x
Lumber, construction materials.....	10	4,872	8	192	x
All other merchant wholesalers.....	45	11,568	24	359	x
Petroleum bulk plants, terminals.....	29	9,969	27	123	x
Assemblers of farm products.....	42	17,167	29	822	x
Other types of wholesale.....	14	10,909	10	48	x
SELECTED SERVICE TRADES, <sup>2/</sup> total.....	321	3,895	332	679	636
Personal services.....	170	1,862	177	455	429
Business services.....	16	186	17	31	25
Automotive repairs and services.....	68	809	69	86	83
Other repair services.....	67	1,038	69	107	99
HOTELS.....	26	1,316	19	278	244
TOURIST COURTS AND CAMPS.....	56	509	47	81	61
AMUSEMENTS.....	56	1,318	46	196	x

x Not available.

<sup>1/</sup> Includes employees paid for less than the full workweek.<sup>2/</sup> See General Description on last page for changes from the 1939 Census of Business in the coverage of Service Trades.

Table 2.—CENSUS OF BUSINESS PRELIMINARY RESULTS FOR 1948 FOR CITIES OF 2,500 INHABITANTS OR MORE

## CAMERON COUNTY, TEX.

(Data omitted for trade groups where necessary to avoid disclosure)

City and trade group <sup>1</sup>	Number of establishments	1948 sales and receipts (Thousand dollars)	Active proprietors of unincorporated businesses Nov. 1948	Paid employees, workweek ended nearest Nov. 15, 1948	
				Total employees <sup>2</sup>	Full workweek employees
<b>Brownsville:</b>					
Retail trade.....	426	28,041	405	1,963	1,661
Wholesale trade.....	49	22,594	45	470	x
Selected service trades....	112	1,070	120	260	236
Tourist courts and camps...	7	103	4	25	23
Amusements.....	11	492	9	73	x
<b>Harlingen:</b>					
Retail trade.....	369	32,802	310	1,874	1,613
Wholesale trade.....	76	30,167	44	938	x
Selected service trades....	101	1,726	108	249	240
<b>San Benito:</b>					
Retail trade.....	209	9,922	197	514	438
Wholesale trade.....	15	8,339	17	394	x
Selected service trades....	48	326	47	63	58
<b>Remainder of county:<sup>3/</sup></b>					
Retail trade.....	405	10,427	409	536	444
Wholesale trade.....	44	14,584	31	303	x
Selected service trades....	60	773	57	107	102

x Not available.

1/ See General Description on this page for changes from the 1939 Census of Business in the coverage of Service Trades.

2/ Includes employees paid for less than the full workweek.

3/ Includes figures for establishments, other than wholesale, not located in cities of 2,500 inhabitants or more, and wholesale establishments not located in cities of 5,000 inhabitants or more.

## GENERAL DESCRIPTION OF PRELIMINARY RELEASES FOR THE 1948 CENSUS OF BUSINESS

This series of releases, of which one is planned for each county in the United States, presents preliminary results of the 1948 Census of Business. The information is based on reports submitted by business establishments for that Census. The figures shown are preliminary, and are subject to revision in the final Census publications, but the changes are expected to be relatively minor with respect to coverage. The final Census figures will be issued in a series of Business Census bulletins which will show additional detailed kind-of-business information for all places where there are a sufficient number of establishments.

The 1948 Census of Business was taken under the provision of the Act of June 19, 1948, which provides that the Business Census be taken for 1948 and for each fifth year thereafter. Previous Business Censuses were taken for the years 1929, 1933, 1935, and 1939.

**Scope of the Census.**—The 1948 Census of Business covered all establishments in the following trades, as defined by the Standard Industrial Classification Manual, May 1949 issue, of the Executive Office of the President: all retail trades; all wholesale trades; all service trades in the following four groups—personal services, business services, automobile repairs and services, and miscellaneous repair services; hotels; tourist courts and camps; and amusements, including motion picture theaters. Some important services not covered are radio broadcasting and television, medical and health, legal, educational, nonprofit, accounting, and domestic services.

This coverage is similar to that of the 1939 Business Census. However, "custom trades" and "services incidental to transportation," which are no longer included in the standard classification of the service trades, are not covered by the 1948 Census. In a number of localities, these exclusions as well as

other changes in the standard classification may have a considerable effect in comparing 1948 with 1939 data, particularly with respect to establishment count.

**Establishment definition.**—For Census purposes, a business establishment is defined to include only enterprises conducted from a recognizable place of business, provided that the annual sales were in excess of \$5,000 for a wholesale trade establishment and \$500 for establishments in other trades. A detailed analysis of coverage will be provided in future Census of Business publications.

"Number of establishments" is the number of separate business locations, rather than the number of business companies or organizations, since the Census figures represent information reported separately for each business location or establishment. The establishment count reflects the number of places in business at the end of 1948 excluding administrative and executive offices of multiunit organizations, and "chain store" warehouses.

**Sales and receipts.**—"1948 sales and receipts" represents sales of merchandise and receipts from repairs and other services to customers. The figures reflect deductions for returned goods and allowances, but not for trade-in allowances; they exclude sales and excise taxes collected from customers and paid directly to any taxing agency.

**Proprietors.**—"Active proprietors..." represents owners and partners of unincorporated businesses who devoted their major portion of their time to the business in November 1948.

**Employment.**—"Number of paid employees..." represents all employees on the pay roll for the pay period ending nearest November 15, 1948. "Full workweek" employees, whether regular or seasonal, are those who in the November 15 pay period were paid for working at least the number of hours typically worked in a week by employees of the reporting establishment.





# 1948 CENSUS OF BUSINESS

RETAIL, WHOLESALE, SERVICE TRADES

U. S. DEPARTMENT OF COMMERCE  
BUREAU OF THE CENSUS

## PRELIMINARY

For Release May 8, 1950

Release Series BC-1P-42-032

### CAMP COUNTY, TEX.

Retail, wholesale, and service establishments located in Camp County, Texas, showed a substantial expansion in dollar volume of trade from 1939 to 1948 according to preliminary figures from the 1948 Census of Business released today by the Bureau of the Census, U. S. Department of Commerce.

Retail sales in the county during 1948 aggregated \$4.1 million, an increase of 215 percent over the \$1.3 million in 1939, when the preceding Census of Business was taken. Wholesale sales in the county reached a total of \$1.4 million in 1948 as compared with \$0.6 million in 1939. The service trades included in the Census of Business recorded receipts totaling \$175,000 in 1948 compared with \$51,000 in 1939.

Employment in the county also rose over the 9-year period between 1939 and 1948 for the above trades. Establishments in these trades reported a combined total of 297 paid employees for the workweek ended nearest November 15, 1948. This compared with a total of 241 employees reported for the week of November 15, 1939.

These preliminary figures have been derived from a Census report on Camp County, Texas, which also includes data for the city of Pittsburg. Final figures, superseding the preliminary data for Camp County, will be included in a Bulletin for the State of Texas to be issued in several months. Similar data will be made available this year in preliminary and final form for each of the counties and States. A single copy of the preliminary release for Camp County as well as an order blank for other area releases may be obtained by writing to the Bureau of the Census, Washington 25, D. C.

Table 1.—CENSUS OF BUSINESS PRELIMINARY RESULTS FOR 1948, BY TRADE GROUP

### CAMP COUNTY, TEX.

Trade group and kind of business	Number of establishments	1948 sales and receipts (Thousand dollars)	Active proprietors of unincorporated businesses Nov. 1948	Paid employees, workweek ended nearest Nov. 15, 1948	
				Total employees <sup>1</sup>	Full workweek employees
RETAIL TRADE, total.....	136	4,082	92	202	147
Food group.....	37	1,301	27	37	24
Eating and drinking places.....	9	135	7	21	11
Gasoline service stations.....	11	217	11	13	10
All other retail stores.....	46	2,228	46	131	102
WHOLESALE TRADE.....	9	1,406	11	54	x
SELECTED SERVICE TRADES, <sup>2/</sup> total.....	34	175	37	41	25
Personal services.....	21	131	23	36	21
All other service trades.....	13	44	14	5	4

x Not available.

<sup>1/</sup> Includes employees paid for less than the full workweek.

<sup>2/</sup> See General Description on last page for changes from the 1939 Census of Business in the coverage of Service Trades.

Table 2.—CENSUS OF BUSINESS PRELIMINARY RESULTS FOR 1948 FOR CITIES OF 2,500 INHABITANTS OR MORE

## CAMP COUNTY, TEX.

(Data omitted for trade groups where necessary to avoid disclosure)

City and trade group <sup>1</sup>	Number of establishments	1948 sales and receipts (Thousand dollars)	Active proprietors of unincorporated businesses Nov. 1948	Paid employees, workweek ended nearest Nov. 15, 1948	
				Total employees <sup>2</sup>	Full workweek employees
Pittsburg:					
Retail trade.....	82	3,745	75	196	142
Selected service trades....	34	175	37	41	25
Remainder of county:					
Retail trade.....	21	337	16	6	5

1/ See General Description on this page for changes from the 1939 Census of Business in the coverage of Service Trades.

2/ Includes employees paid for less than the full workweek.

## GENERAL DESCRIPTION OF PRELIMINARY RELEASES FOR THE 1948 CENSUS OF BUSINESS

This series of releases, of which one is planned for each county in the United States, presents preliminary results of the 1948 Census of Business. The information is based on reports submitted by business establishments for that Census. The figures shown are preliminary, and are subject to revision in the final Census publications, but the changes are expected to be relatively minor with respect to coverage. The final Census figures will be issued in a series of Business Census bulletins which will show additional detailed kind-of-business information for all places where there are a sufficient number of establishments.

The 1948 Census of Business was taken under the provision of the Act of June 19, 1948, which provides that the Business Census be taken for 1948 and for each fifth year thereafter. Previous Business Censuses were taken for the years 1929, 1933, 1936, and 1939.

**Scope of the Census.**—The 1948 Census of Business covered all establishments in the following trades, as defined by the Standard Industrial Classification Manual, May 1949 issue, of the Executive Office of the President: all retail trades; all wholesale trades; all service trades in the following four groups—personal services, business services, automobile repairs and services, and miscellaneous repair services; hotels; tourist courts and camps; and amusements, including motion picture theaters. Some important services not covered are radio broadcasting and television, medical and health, legal, educational, nonprofit, accounting, and domestic services.

This coverage is similar to that of the 1939 Business Census. However, "custom trades" and "services incidental to transportation," which are no longer included in the standard classification of the service trades, are not covered by the 1948 Census. In a number of localities, these exclusions as well as

other changes in the standard classification may have a considerable effect in comparing 1948 with 1939 data, particularly with respect to establishment count.

**Establishment definition.**—For Census purposes, a business establishment is defined to include only enterprises conducted from a recognizable place of business, provided that the annual sales were in excess of \$5,000 for a wholesale trade establishment and \$500 for establishments in other trades. A detailed analysis of coverage will be provided in future Censuses of Business publications.

"Number of establishments" is the number of separate business locations, rather than the number of business companies or organizations, since the Census figures represent information reported separately for each business location or establishment. The establishment count reflects the number of places in business at the end of 1948 excluding administrative and executive offices of multiunit organizations, and "chain store" warehouses.

**Sales and receipts.**—"1948 sales and receipts" represents sales of merchandise and receipts from repairs and other services to customers. The figures reflect deductions for returned goods and allowances, but not for trade-in allowances; they exclude sales and excise taxes collected from customers and paid directly to any taxing agency.

**Proprietors.**—"Active proprietors..." represents owners and partners of unincorporated businesses who devoted the major portion of their time to the business in November 1948.

**Employment.**—"Number of paid employees..." represents all employees on the pay roll for the pay period ending nearest November 15, 1948. "Full workweek" employees, whether regular or seasonal, are those who in the November 15 pay period were paid for working at least the number of hours typically worked in a week by employees of the reporting establishment.

# 1948 CENSUS OF BUSINESS

RETAIL, WHOLESALE, SERVICE TRADES

U. S. DEPARTMENT OF COMMERCE  
BUREAU OF THE CENSUS

## PRELIMINARY

For Release May 15, 1950

Release Series BC-1P-42-033

### CARSON COUNTY, TEX.

Retail, wholesale, and service establishments located in Carson County, Texas, showed a substantial expansion in dollar volume of trade from 1939 to 1948 according to preliminary figures from the 1948 Census of Business released today by the Bureau of the Census, U. S. Department of Commerce.

Retail sales in the county during 1948 aggregated \$5.4 million, an increase of 200 percent over the \$1.8 million in 1939, when the preceding Census of Business was taken. Wholesale sales in the county reached a total of \$3.9 million in 1948 as compared with \$1.0 million in 1939. The service trades included in the Census of Business recorded receipts totaling \$168,000 in 1948 compared with \$64,000 in 1939.

Employment in the county also rose over the 9-year period between 1939 and 1948 for the above trades. Establishments in these trades reported a combined total of 230 paid employees for the workweek ended nearest November 15, 1948. This compared with a total of 194 employees reported for the week of November 15, 1939.

These preliminary figures have been derived from a Census report on Carson County, Texas. Final figures, superseding the preliminary data for Carson County, will be included in a Bulletin for the State of Texas to be issued in several months. Similar data will be made available this year in preliminary and final form for each of the counties and States. A single copy of the preliminary release for Carson County as well as an order blank for other area releases may be obtained by writing to the Bureau of the Census, Washington 25, D. C.

Table 1.—CENSUS OF BUSINESS PRELIMINARY RESULTS FOR 1948, BY TRADE GROUP

### CARSON COUNTY, TEX.

Trade group and kind of business	Number of establishments	1948 sales and receipts (Thousand dollars)	Active proprietors of unincorporated businesses Nov. 1948	Paid employees, workweek ended nearest Nov. 15, 1948	
				Total employees <sup>1</sup>	Full workweek employees
RETAIL TRADE, total.....	116	5,362	108	185	154
Food group.....	15	1,079	12	24	19
Eating and drinking places.....	20	307	23	38	29
Gasoline service stations.....	27	805	32	21	18
All other retail stores.....	54	3,171	41	102	88
WHOLESALE TRADE.....	17	3,898	10	30	x
SELECTED SERVICE TRADES, <sup>2/</sup> total.....	33	168	32	15	10
Personal services.....	24	88	23	11	6
All other service trades.....	9	80	9	4	4

x Not available.

<sup>1/</sup> Includes employees paid for less than the full workweek.

<sup>2/</sup> See General Description on last page for changes from the 1939 Census of Business in the coverage of Service Trades.

## GENERAL DESCRIPTION OF PRELIMINARY RELEASES FOR THE 1948 CENSUS OF BUSINESS

This series of releases, of which one is planned for each county in the United States, presents preliminary results of the 1948 Census of Business. The information is based on reports submitted by business establishments for that Census. The figures shown are preliminary, and are subject to revision in the final Census publications, but the changes are expected to be relatively minor with respect to coverage. The final Census figures will be issued in a series of Business Census bulletins which will show additional detailed kind-of-business information for all places where there are a sufficient number of establishments.

The 1948 Census of Business was taken under the provision of the Act of June 19, 1948, which provides that the Business Census be taken for 1948 and for each fifth year thereafter. Previous Business Censuses were taken for the years 1929, 1933, 1935, and 1939.

*Scope of the Census.*—The 1948 Census of Business covered all establishments in the following trades, as defined by the Standard Industrial Classification Manual, May 1949 issue, of the Executive Office of the President: all retail trades; all wholesale trades; all service trades in the following four groups—personal services, business services, automobile repairs and services, and miscellaneous repair services; hotels; tourist courts and camps; and amusements, including motion picture theaters. Some important services not covered are radio broadcasting and television, medical and health, legal, educational, nonprofit, accounting, and domestic services.

This coverage is similar to that of the 1939 Business Census. However, "custom trades" and "services incidental to transportation," which are no longer included in the standard classification of the service trades, are not covered by the 1948 Census. In a number of localities, these exclusions as well as other changes in the standard classification may have a considerable effect in comparing

1948 with 1939 data, particularly with respect to establishment count.

*Establishment definition.*—For Census purposes, a business establishment is defined to include only enterprises conducted from a recognizable place of business, provided that the annual sales were in excess of \$5,000 for a wholesale trade establishment and \$500 for establishments in other trades. A detailed analysis of coverage will be provided in future Census of Business publications.

"Number of establishments" is the number of separate business locations, rather than the number of business companies or organizations, since the Census figures represent information reported separately for each business location or establishment. The establishment count reflects the number of places in business at the end of 1948 excluding administrative and executive offices of multiunit organizations, and "chain store" warehouses.

*Sales and receipts.*—"1948 sales and receipts" represents sales of merchandise and receipts from repairs and other services to customers. The figures reflect deductions for returned goods and allowances, but not for trade-in allowances; they exclude sales and excise taxes collected from customers and paid directly to any taxing agency.

*Proprietors.*—"Active proprietors..." represents owners and partners of unincorporated businesses who devoted the major portion of their time to the business in November 1948.

*Employment.*—"Number of paid employees..." represents all employees on the pay roll for the pay period ending nearest November 15, 1948. "Full workweek" employees, whether regular or seasonal, are those who in the November 15 pay period were paid for working at least the number of hours typically worked in a week by employees of the reporting establishment.

# 1948 CENSUS OF BUSINESS

RETAIL, WHOLESALE, SERVICE TRADES

U. S. DEPARTMENT OF COMMERCE  
BUREAU OF THE CENSUS

## PRELIMINARY

For Release May 1, 1950

Release Series BC-1P-42-034

### CASS COUNTY, TEX.

Retail, wholesale, and service establishments located in Cass County, Texas, showed a substantial expansion in dollar volume of trade from 1939 to 1948 according to preliminary figures from the 1948 Census of Business released today by the Bureau of the Census, U. S. Department of Commerce.

Retail sales in the county during 1948 aggregated \$14.8 million, an increase of 202 percent over the \$4.9 million in 1939, when the preceding Census of Business was taken. Wholesale sales in the county reached a total of \$2.7 million in 1948 as compared with \$1.3 million in 1939. The service trades included in the Census of Business recorded receipts totaling \$484,000 in 1948 compared with \$171,000 in 1939.

Employment in the county also rose over the 9-year period between 1939 and 1948 for the above trades. Establishments in these trades reported a combined total of 754 paid employees for the workweek ended nearest November 15, 1948. This compared with a total of 515 employees reported for the week of November 15, 1939.

These preliminary figures have been derived from a Census report on Cass County, Texas. Final figures, superseding the preliminary data for Cass County, will be included in a Bulletin for the State of Texas to be issued in several months. Similar data will be made available this year in preliminary and final form for each of the counties and States. A single copy of the preliminary release for Cass County as well as an order blank for other area releases may be obtained by writing to the Bureau of the Census, Washington 25, D. C.

90664

Table 1.—CENSUS OF BUSINESS PRELIMINARY RESULTS FOR 1948, BY TRADE GROUP  
CASS COUNTY, TEX.

Trade group and kind of business	Number of establishments	1948 sales and receipts (Thousand dollars)	Active proprietors of unincorporated businesses Nov. 1948	Paid employees, workweek ended nearest Nov. 15, 1948	
				Total employees <sup>1</sup>	Full workweek employees
RETAIL TRADE, total.....	272	14,778	287	603	508
Food group.....	66	2,603	71	66	45
Eating and drinking places.....	27	312	27	42	38
General merchandise grp, general stores.	62	2,079	64	63	47
Apparel group.....	8	575	7	31	28
Furniture=home furnishgs=appliance grp	10	393	12	25	23
Automotive group.....	21	4,852	30	126	123
Gasoline service stations.....	39	860	37	53	45
Lumber=building=hardware group.....	14	2,070	13	120	92
Drug and proprietary stores.....	11	467	12	47	37
All other retail stores.....	14	567	14	30	30
WHOLESALE TRADE.....	14	2,666	22	52	x
SELECTED SERVICE TRADES, <sup>2/</sup> total.....	75	484	81	99	85
Personal services.....	45	349	49	88	75
All other service trades.....	30	135	32	11	10
AMUSEMENTS.....	10	121	10	27	x

x Not available

1/ Includes employees paid for less than the full workweek.

2/ See General Description on this page for changes from the 1939 Census of Business in the coverage of Service Trades.

#### GENERAL DESCRIPTION OF PRELIMINARY RELEASES FOR THE 1948 CENSUS OF BUSINESS

This series of releases, of which one is planned for each county in the United States, presents preliminary results of the 1948 Census of Business. The information is based on reports submitted by business establishments for that Census. The figures shown are preliminary, and are subject to revision in the final Census publications, but the changes are expected to be relatively minor with respect to coverage. The final Census figures will be issued in a series of Business Census bulletins which will show additional detailed kind-of-business information for all places where there are a sufficient number of establishments.

The 1948 Census of Business was taken under the provision of the Act of June 19, 1948, which provides that the Business Census be taken for 1948 and for each fifth year thereafter. Previous Business Censuses were taken for the years 1929, 1933, 1935, and 1939.

**Scope of the Census.**—The 1948 Census of Business covered all establishments in the following trades, as defined by the Standard Industrial Classification Manual, May 1949 issue, of the Executive Office of the President: all retail trades; all wholesale trades; all service trades in the following four groups—personal services, business services, automobile repairs and services, and miscellaneous repair services; hotels; tourist courts and camps; and amusements, including motion picture theaters. Some important services not covered are radio broadcasting and television, medical and health, legal, educational, nonprofit, accounting, and domestic services.

This coverage is similar to that of the 1939 Business Census. However, "custom trades" and "services incidental to transportation," which are no longer included in the standard classification of the service trades, are not covered by the 1948 Census. In a number of localities, these exclusions as well as

other changes in the standard classification may have a considerable effect in comparing 1948 with 1939 data, particularly with respect to establishment count.

**Establishment definition.**—For Census purposes, a business establishment is defined to include only enterprises conducted from a recognizable place of business, provided that the annual sales were in excess of \$5,000 for a wholesale trade establishment and \$500 for establishments in other trades. A detailed analysis of coverage will be provided in future Censuses of Business publications.

"Number of establishments" is the number of separate business locations, rather than the number of business companies or organizations, since the Census figures represent information reported separately for each business location or establishment. The establishment count reflects the number of places in business at the end of 1948 excluding administrative and executive offices of multinational organizations, and "chain store" warehouses.

**Sales and receipts.**—"1948 sales and receipts" represents sales of merchandise and receipts from repairs and other services to customers. The figures reflect deductions for returned goods and allowances, but not for trade-in allowances; they exclude sales and excise taxes collected from customers and paid directly to any taxing agency.

**Proprietors.**—"Active proprietors..." represents owners and partners of unincorporated businesses who devoted the major portion of their time to the business in November 1948.

**Employment.**—"Number of paid employees..." represents all employees on the pay roll for the pay period ending nearest November 15, 1948. "Full workweek" employees, whether regular or seasonal, are those who in the November 15 pay period were paid for working at least the number of hours typically worked in a week by employees of the reporting establishment.

# 1948 CENSUS OF BUSINESS

RETAIL, WHOLESALE, SERVICE TRADES

U. S. DEPARTMENT OF COMMERCE  
BUREAU OF THE CENSUS

## PRELIMINARY

For Release May 1, 1950

Release Series BC-1P-42-035

### CASTRO COUNTY, TEX.

Retail, wholesale, and service establishments located in Castro County, Texas, showed a substantial expansion in dollar volume of trade from 1939 to 1948 according to preliminary figures from the 1948 Census of Business released today by the Bureau of the Census, U. S. Department of Commerce.

Retail sales in the county during 1948 aggregated \$3.3 million, an increase of 267 percent over the \$0.9 million in 1939, when the preceding Census of Business was taken. Wholesale sales in the county reached a total of \$3.1 million in 1948 as compared with \$1.0 million in 1939. The service trades included in the Census of Business recorded receipts totaling \$121,000 in 1948 compared with \$26,000 in 1939.

Employment in the county also rose over the 9-year period between 1939 and 1948 for the above trades. Establishments in these trades reported a combined total of 176 paid employees for the workweek ended nearest November 15, 1948. This compared with a total of 99 employees reported for the week of November 15, 1939.

These preliminary figures have been derived from a Census report on Castro County, Texas. Final figures, superseding the preliminary data for Castro County, will be included in a Bulletin for the State of Texas to be issued in several months. Similar data will be made available this year in preliminary and final form for each of the counties and States. A single copy of the preliminary release for Castro County as well as an order blank for other area releases may be obtained by writing to the Bureau of the Census, Washington 25, D. C.

Table 1.—CENSUS OF BUSINESS PRELIMINARY RESULTS FOR 1948, BY TRADE GROUP

### CASTRO COUNTY, TEX.

Trade group and kind of business	Number of establishments	1948 sales and receipts (Thousand dollars)	Active proprietors of unincorporated businesses Nov. 1948	Paid employees, workweek ended nearest Nov. 15, 1948	
				Total employees <sup>1</sup>	Full workweek employees
RETAIL TRADE, total.....	42	3,327	41	110	98
Food group.....	8	688	8	17	14
Eating and drinking places.....	5	68	5	15	11
Gasoline service stations.....	9	346	7	13	11
All other retail stores.....	20	2,225	21	65	62
WHOLESALE TRADE.....	14	3,108	11	50	x
SELECTED SERVICE TRADES, <sup>2</sup> /total.....	17	121	19	16	12
Personal services.....	8	39	9	8	6
All other service trades.....	9	82	10	8	6

x Not available.

<sup>1</sup>/ Includes employees paid for less than the full workweek.

<sup>2</sup>/ See General Description on last page for changes from the 1939 Census of Business in the coverage of Service Trades.

## GENERAL DESCRIPTION OF PRELIMINARY RELEASES FOR THE 1948 CENSUS OF BUSINESS

This series of releases, of which one is planned for each county in the United States, presents preliminary results of the 1948 Census of Business. The information is based on reports submitted by business establishments for that Census. The figures shown are preliminary, and are subject to revision in the final Census publications, but the changes are expected to be relatively minor with respect to coverage. The final Census figures will be issued in a series of Business Census bulletins which will show additional detailed kind-of-business information for all places where there are a sufficient number of establishments.

The 1948 Census of Business was taken under the provision of the Act of June 19, 1948, which provides that the Business Census be taken for 1948 and for each fifth year thereafter. Previous Business Censuses were taken for the years 1929, 1933, 1935, and 1939.

*Scope of the Census.*—The 1948 Census of Business covered all establishments in the following trades, as defined by the Standard Industrial Classification Manual, May 1949 issue, of the Executive Office of the President: all retail trades; all wholesale trades; all service trades in the following four groups—personal services, business services, automobile repairs and services, and miscellaneous repair services; hotels; tourist courts and camps; and amusements, including motion picture theaters. Some important services not covered are radio broadcasting and television, medical and health, legal, educational, nonprofit, accounting, and domestic services.

This coverage is similar to that of the 1939 Business Census. However, "custom trades" and "services incidental to transportation," which are no longer included in the standard classification of the service trades, are not covered by the 1948 Census. In a number of localities, these exclusions as well as other changes in the standard classification may have a considerable effect in comparing

1948 with 1939 data, particularly with respect to establishment count.

*Establishment definition.*—For Census purposes, a business establishment is defined to include only enterprises conducted from a recognizable place of business, provided that the annual sales were in excess of \$5,000 for a wholesale trade establishment and \$500 for establishments in other trades. A detailed analysis of coverage will be provided in future Census of Business publications.

"Number of establishments" is the number of separate business locations, rather than the number of business companies or organizations, since the Census figures represent information reported separately for each business location or establishment. The establishment count reflects the number of places in business at the end of 1948 excluding administrative and executive offices of multiunit organizations, and "chain store" warehouses.

*Sales and receipts.*—"1948 sales and receipts" represents sales of merchandise and receipts from repairs and other services to customers. The figures reflect deductions for returned goods and allowances, but not for trade-in allowances; they exclude sales and excise taxes collected from customers and paid directly to any taxing agency.

*Proprietors.*—"Active proprietors..." represents owners and partners of unincorporated businesses who devoted the major portion of their time to the business in November 1948.

*Employment.*—"Number of paid employees..." represents all employees on the pay roll for the pay period ending nearest November 15, 1948. "Full workweek" employees, whether regular or seasonal, are those who in the November 15 pay period were paid for working at least the number of hours typically worked in a week by employees of the reporting establishment.



# 1948 CENSUS OF BUSINESS

RETAIL, WHOLESALE, SERVICE TRADES

U. S. DEPARTMENT OF COMMERCE  
BUREAU OF THE CENSUS

## PRELIMINARY

For Release May 1, 1950

Release Series BC-1P-42-036

### CHAMBERS COUNTY, TEX.

Retail, wholesale, and service establishments located in Chambers County, Texas, showed a substantial expansion in dollar volume of trade from 1939 to 1948 according to preliminary figures from the 1948 Census of Business released today by the Bureau of the Census, U. S. Department of Commerce.

Retail sales in the county during 1948 aggregated \$5.2 million, an increase of 174 percent over the \$1.9 million in 1939, when the preceding Census of Business was taken. Wholesale sales in the county reached a total of \$959,000 in 1948 as compared with \$270,000 in 1939. The service trades included in the Census of Business recorded receipts totaling \$133,000 in 1948 compared with \$44,000 in 1939.

Employment in the county decreased over the 9-year period between 1939 and 1948 for the above trades. Establishments in these trades reported a combined total of 261 paid employees for the workweek ended nearest November 15, 1948. This compared with a total of 274 employees reported for the week of November 15, 1939.

These preliminary figures have been derived from a Census report on Chambers County, Texas. Final figures, superseding the preliminary data for Chambers County, will be included in a Bulletin for the State of Texas to be issued in several months. Similar data will be made available this year in preliminary and final form for each of the counties and States. A single copy of the preliminary release for Chambers County as well as an order blank for other area releases may be obtained by writing to the Bureau of the Census, Washington 25, D. C.

Table 1.—CENSUS OF BUSINESS PRELIMINARY RESULTS FOR 1948, BY TRADE GROUP

### CHAMBERS COUNTY, TEX.

Trade group and kind of business	Number of establishments	1948 sales and receipts (Thousand dollars)	Active proprietors of unincorporated businesses Nov. 1948	Paid employees, workweek ended nearest Nov. 15, 1948	
				Total employees <sup>1</sup>	Full workweek employees
RETAIL TRADE, total.....	81	5,231	79	229	176
Food group.....	25	1,411	25	26	19
Eating and drinking places.....	16	174	15	27	23
Gasoline service stations.....	13	359	16	18	15
All other retail stores.....	27	3,287	23	158	119
WHOLESALE TRADE.....	5	959	1	15	x
SELECTED SERVICE TRADES, <sup>2/</sup> total.....	17	133	19	17	14
Personal services.....	9	53	9	10	9
All other service trades.....	8	80	10	7	5

x Not available.

<sup>1/</sup> Includes employees paid for less than the full workweek.

<sup>2/</sup> See General Description on last page for changes from the 1939 Census of Business in the coverage of Service Trades.

## GENERAL DESCRIPTION OF PRELIMINARY RELEASES FOR THE 1948 CENSUS OF BUSINESS

This series of releases, of which one is planned for each county in the United States, presents preliminary results of the 1948 Census of Business. The information is based on reports submitted by business establishments for that Census. The figures shown are preliminary, and are subject to revision in the final Census publications, but the changes are expected to be relatively minor with respect to coverage. The final Census figures will be issued in a series of Business Census bulletins which will show additional detailed kind-of-business information for all places where there are a sufficient number of establishments.

The 1948 Census of Business was taken under the provision of the Act of June 19, 1948, which provides that the Business Census be taken for 1948 and for each fifth year thereafter. Previous Business Censuses were taken for the years 1929, 1933, 1935, and 1939.

*Scope of the Census.*—The 1948 Census of Business covered all establishments in the following trades, as defined by the Standard Industrial Classification Manual, May 1949 issue, of the Executive Office of the President: all retail trades; all wholesale trades; all service trades in the following four groups—personal services, business services, automobile repairs and services, and miscellaneous repair services; hotels; tourist courts and camps; and amusements, including motion picture theaters. Some important services not covered are radio broadcasting and television, medical and health, legal, educational, nonprofit, accounting, and domestic services.

This coverage is similar to that of the 1939 Business Census. However, "custom trades" and "services incidental to transportation," which are no longer included in the standard classification of the service trades, are not covered by the 1948 Census. In a number of localities, these exclusions as well as other changes in the standard classification may have a considerable effect in comparing

1948 with 1939 data, particularly with respect to establishment count.

*Establishment definition.*—For Census purposes, a business establishment is defined to include only enterprises conducted from a recognizable place of business, provided that the annual sales were in excess of \$5,000 for a wholesale trade establishment and \$500 for establishments in other trades. A detailed analysis of coverage will be provided in future Census of Business publications.

"Number of establishments" is the number of separate business locations, rather than the number of business companies or organizations, since the Census figures represent information reported separately for each business location or establishment. The establishment count reflects the number of places in business at the end of 1948 excluding administrative and executive offices of multiunit organizations, and "chain store" warehouses.

*Sales and receipts.*—"1948 sales and receipts" represents sales of merchandise and receipts from repairs and other services to customers. The figures reflect deductions for returned goods and allowances, but not for trade-in allowances; they exclude sales and excise taxes collected from customers and paid directly to any taxing agency.

*Proprietors.*—"Active proprietors..." represents owners and partners of unincorporated businesses who devoted the major portion of their time to the business in November 1948.

*Employment.*—"Number of paid employees..." represents all employees on the pay roll for the pay period ending nearest November 15, 1948. "Full workweek" employees, whether regular or seasonal, are those who in the November 15 pay period were paid for working at least the number of hours typically worked in a week by employees of the reporting establishment.

# 1948 CENSUS OF BUSINESS

U. S. DEPARTMENT OF COMMERCE  
BUREAU OF THE CENSUS

RETAIL, WHOLESALE, SERVICE TRADES

## PRELIMINARY

For Release May 8, 1950

Release Series BC-1P-42-037

### CHEROKEE COUNTY, TEX.

Retail, wholesale, and service establishments located in Cherokee County, Texas, showed a substantial expansion in dollar volume of trade from 1939 to 1948 according to preliminary figures from the 1948 Census of Business released today by the Bureau of the Census, U. S. Department of Commerce.

Retail sales in the county during 1948 aggregated \$21.8 million, an increase of 216 percent over the \$6.9 million in 1939, when the preceding Census of Business was taken. Wholesale sales in the county reached a total of \$6.3 million in 1948 as compared with \$2.7 million in 1939. The service trades included in the Census of Business recorded receipts totaling \$1.3 million in 1948 compared with \$0.3 million in 1939.

Employment in the county also rose over the 9-year period between 1939 and 1948 for the above trades. Establishments in these trades reported a combined total of 1,548 paid employees for the workweek ended nearest November 15, 1948. This compared with a total of 953 employees reported for the week of November 15, 1939.

These preliminary figures have been derived from a Census report on Cherokee County, Texas, which also includes data for the cities of Jacksonville and Rusk. Final figures, superseding the preliminary data for Cherokee County, will be included in a Bulletin for the State of Texas to be issued in several months. Similar data will be made available this year in preliminary and final form for each of the counties and States. A single copy of the preliminary release for Cherokee County as well as an order blank for other area releases may be obtained by writing to the Bureau of the Census, Washington 25, D. C.

Table 1.—CENSUS OF BUSINESS PRELIMINARY RESULTS FOR 1948, BY TRADE GROUP  
CHEROKEE COUNTY, TEX.

Trade group and kind of business	Number of establishments	1948 sales and receipts (Thousand dollars)	Active proprietors of unincorporated businesses Nov. 1948	Paid employees, workweek ended nearest Nov. 15, 1948	
				Total employees <sup>1</sup>	Full workweek employees
RETAIL TRADE, total.....	409	21,823	412	1,207	1,013
Food group.....	166	6,364	165	200	151
Eating and drinking places.....	33	760	36	149	132
General merchandise grp, general stores.	27	2,258	18	158	99
Apparel group.....	20	1,026	21	59	38
Furniture-home furnishings-appliance grp.	23	1,429	22	101	89
Automotive group.....	30	4,116	39	170	164
Gasoline service stations.....	44	1,297	45	73	65
Lumber-building-hardware group.....	23	2,583	26	159	157
Drug and proprietary stores.....	14	809	12	87	79
All other retail stores.....	29	1,181	28	51	39
WHOLESALE TRADE, total.....	34	6,252	22	115	x
Merchant wholesalers.....	12	3,166	7	76	x
Other types of wholesale.....	22	3,086	15	39	x
SELECTED SERVICE TRADES, <sup>2</sup> / total.....	121	1,289	128	226	203
Personal services.....	72	734	79	165	150
All other service trades.....	49	555	49	61	53

x Not available.

<sup>1</sup>/ Includes employees paid for less than the full workweek.

<sup>2</sup>/ See General Description on last page for changes from the 1939 Census of Business in the coverage of Service Trades.

Table 2.—CENSUS OF BUSINESS PRELIMINARY RESULTS FOR 1948 FOR CITIES OF 2,500 INHABITANTS OR MORE  
CHEROKEE COUNTY, TEX.

(Data omitted for trade groups where necessary to avoid disclosure)

City and trade group <sup>1</sup>	Number of establishments	1948 sales and receipts (Thousand dollars)	Active proprietors of unincorporated businesses Nov. 1948	Paid employees, workweek ended nearest Nov. 15, 1948	
				Total employees <sup>2</sup>	Full workweek employees
<b>Jacksonville:</b>					
Retail trade.....	171	12,743	179	806	697
Wholesale trade.....	24	5,096	16	103	x
Selected service trades...	67	925	73	175	156
<b>Rusk:</b>					
Retail trade.....	65	4,676	58	226	189
Wholesale trade.....	5	678	2	8	x
Selected service trades...	18	177	20	29	27
<b>Remainder of county:<sup>3/</sup></b>					
Retail trade.....	173	4,404	175	175	127
Wholesale trade.....	5	478	4	4	x
Selected service trades....	36	187	35	22	20

x Not available.

<sup>1/</sup> See General Description on this page for changes from the 1939 Census of Business in the coverage of Service Trades.

<sup>2/</sup> Includes employees paid for less than the full workweek.

<sup>3/</sup> Includes figures for establishments, other than wholesale, not located in cities of 2,500 inhabitants or more, and wholesale establishments not located in cities of 5,000 inhabitants or more.

### GENERAL DESCRIPTION OF PRELIMINARY RELEASES FOR THE 1948 CENSUS OF BUSINESS

This series of releases, of which one is planned for each county in the United States, presents preliminary results of the 1948 Census of Business. The information is based on reports submitted by business establishments for that Census. The figures shown are preliminary, and are subject to revision in the final Census publications, but the changes are expected to be relatively minor with respect to coverage. The final Census figures will be issued in a series of Business Census bulletins which will show additional detailed kind-of-business information for all places where there are a sufficient number of establishments.

The 1948 Census of Business was taken under the provision of the Act of June 19, 1948, which provides that the Business Census be taken for 1948 and for each fifth year thereafter. Previous Business Censuses were taken for the years 1929, 1933, 1935, and 1939.

**Scope of the Census.**—The 1948 Census of Business covered all establishments in the following trades, as defined by the Standard Industrial Classification Manual, May 1949 issue, of the Executive Office of the President: all retail trades; all wholesale trades; all service trades in the following four groups—personal services, business services, automobile repairs and services, and miscellaneous repair services; hotels; tourist courts and camps; and amusements, including motion picture theaters. Some important services not covered are radio broadcasting and television, medical and health, legal, educational, nonprofit, accounting, and domestic services.

This coverage is similar to that of the 1939 Business Census. However, "custom trades" and "services incidental to transportation," which are no longer included in the standard classification of the service trades, are not covered by the 1948 Census. In a number of localities, these exclusions as well as

other changes in the standard classification may have a considerable effect in comparing 1948 with 1939 data, particularly with respect to establishment count.

**Establishment definition.**—For Census purposes, a business establishment is defined to include only enterprises conducted from a recognizable place of business, provided that the annual sales were in excess of \$5,000 for a wholesale trade establishment and \$500 for establishments in other trades. A detailed analysis of coverage will be provided in future Census of Business publications.

"Number of establishments" is the number of separate business locations, rather than the number of business companies or organizations, since the Census figures represent information reported separately for each business location or establishment. The establishment count reflects the number of places in business at the end of 1948 excluding administrative and executive offices of multinational organizations, and "chain store" warehouses.

**Sales and receipts.**—"1948 sales and receipts" represents sales of merchandise and receipts from repairs and other services to customers. The figures reflect deductions for returned goods and allowances, but not for trade-in allowances; they exclude sales and excise taxes collected from customers and paid directly to any taxing agency.

**Proprietors.**—"Active proprietors..." represents owners and partners of unincorporated businesses who devoted the major portion of their time to the business in November 1948.

**Employment.**—"Number of paid employees..." represents all employees on the pay roll for the pay period ending nearest November 15, 1948. "Full workweek" employees, whether regular or seasonal, are those who in the November 15 pay period were paid for working at least the number of hours typically worked in a week by employees of the reporting establishment.

# 1948 CENSUS OF BUSINESS

RETAIL, WHOLESALE, SERVICE TRADES

U. S. DEPARTMENT OF COMMERCE  
BUREAU OF THE CENSUS

## PRELIMINARY

For Release May 15, 1950

Release Series BC-1P-42-038

### CHILDRESS COUNTY, TEX.

Retail, wholesale, and service establishments located in Childress County, Texas, showed a substantial expansion in dollar volume of trade from 1939 to 1948 according to preliminary figures from the 1948 Census of Business released today by the Bureau of the Census, U. S. Department of Commerce.

Retail sales in the county during 1948 aggregated \$12.5 million, an increase of 221 percent over the \$3.9 million in 1939, when the preceding Census of Business was taken. Wholesale sales in the county reached a total of \$7.8 million in 1948 as compared with \$1.8 million in 1939. The service trades included in the Census of Business recorded receipts totaling \$654,000 in 1948 compared with \$224,000 in 1939.

Employment in the county also rose over the 9-year period between 1939 and 1948 for the above trades. Establishments in these trades reported a combined total of 884 paid employees for the workweek ended nearest November 15, 1948. This compared with a total of 550 employees reported for the week of November 15, 1939.

These preliminary figures have been derived from a Census report on Childress County, Texas, which also includes data for the city of Childress. Final figures, superseding the preliminary data for Childress County, will be included in a Bulletin for the State of Texas to be issued in several months. Similar data will be made available this year in preliminary and final form for each of the counties and States. A single copy of the preliminary release for Childress County as well as an order blank for other area releases may be obtained by writing to the Bureau of the Census, Washington 25, D. C.

Table 1.—CENSUS OF BUSINESS PRELIMINARY RESULTS FOR 1948, BY TRADE GROUP  
CHILDRESS COUNTY, TEX.

Trade group and kind of business	Number of establishments	1948 sales and receipts (Thousand dollars)	Active proprietors of unincorporated businesses Nov. 1948	Paid employees, workweek ended nearest Nov. 15, 1948	
				Total employees <sup>1</sup>	Full workweek employees
<b>RETAIL TRADE, total</b> .....	173	12,511	164	665	555
Food group.....	35	2,997	33	103	77
Eating and drinking places.....	20	454	23	81	75
General merchandise grp, general stores.	9	1,460	5	150	98
Apparel group.....	13	568	11	32	24
Furniture-home furnishgs-appliance grp.	5	352	3	14	13
Automotive group.....	17	2,874	11	99	96
Gasoline service stations.....	30	861	31	52	49
Lumber-building-hardware group.....	19	1,812	21	70	64
Drug and proprietary stores.....	7	297	9	20	18
All other retail stores.....	18	836	17	44	41
<b>WHOLESALE TRADE, total</b> .....	21	7,806	14	115	x
Merchant wholesalers.....	12	4,221	8	66	x
Other types of wholesale.....	9	3,585	6	49	x
<b>SELECTED SERVICE TRADES, 2/total</b> .....	60	654	65	104	89
Personal services.....	27	347	35	82	71
All other service trades.....	33	307	30	22	18
<b>TOURIST COURTS AND CAMPS</b> .....	6	43	6	16	16

x Not available.

1/ Includes employees paid for less than the full workweek.

2/ See General Description on last page for changes from the 1939 Census of Business in the coverage of Service Trades.

Table 2.—CENSUS OF BUSINESS PRELIMINARY RESULTS FOR 1948 FOR CITIES OF 2,500 INHABITANTS OR MORE

## CHILDRESS COUNTY, TEX.

(Data omitted for trade groups where necessary to avoid disclosure)

City and trade group	Number of establishments	1948 sales and receipts (Thousand dollars)	Active proprietors of unincorporated businesses Nov. 1948	Paid employees, workweek ended nearest Nov. 15, 1948	
				Total employees <sup>1</sup>	Full workweek employees
Childress:					
Retail trade.....	152	11,969	140	624	515
Remainder of county:					
Retail trade.....	21	542	24	41	40

<sup>1</sup>/ Includes employees paid for less than the full workweek.

## GENERAL DESCRIPTION OF PRELIMINARY RELEASES FOR THE 1948 CENSUS OF BUSINESS

This series of releases, of which one is planned for each county in the United States, presents preliminary results of the 1948 Census of Business. The information is based on reports submitted by business establishments for that Census. The figures shown are preliminary, and are subject to revision in the final Census publications, but the changes are expected to be relatively minor with respect to coverage. The final Census figures will be issued in a series of Business Census bulletins which will show additional detailed kind-of-business information for all places where there are a sufficient number of establishments.

The 1948 Census of Business was taken under the provision of the Act of June 19, 1948, which provides that the Business Census be taken for 1948 and for each fifth year thereafter. Previous Business Censuses were taken for the years 1929, 1933, 1935, and 1939.

**Scope of the Census.**—The 1948 Census of Business covered all establishments in the following trades, as defined by the Standard Industrial Classification Manual, May 1949 issue, of the Executive Office of the President: all retail trades; all wholesale trades; all service trades in the following four groups—personal services, business services, automobile repairs and services, and miscellaneous repair services; hotels; tourist courts and camps; and amusements, including motion picture theaters. Some important services not covered are radio broadcasting and television, medical and health, legal, educational, nonprofit, accounting, and domestic services.

This coverage is similar to that of the 1939 Business Census. However, "custom trades" and "services incidental to transportation," which are no longer included in the standard classification of the service trades, are not covered by the 1948 Census. In a number of localities, these exclusions as well as

other changes in the standard classification may have a considerable effect in comparing 1948 with 1939 data, particularly with respect to establishment count.

**Establishment definition.**—For Census purposes, a business establishment is defined to include only enterprises conducted from a recognizable place of business, provided that the annual sales were in excess of \$5,000 for a wholesale trade establishment and \$500 for establishments in other trades. A detailed analysis of coverage will be provided in future Censuses of Business publications.

"Number of establishments" is the number of separate business locations, rather than the number of business companies or organizations, since the Census figures represent information reported separately for each business location or establishment. The establishment count reflects the number of places in business at the end of 1948 including administrative and executive offices of multiunit organizations, and "chain store" warehouses.

**Sales and receipts.**—"1948 sales and receipts" represents sales of merchandise and receipts from repairs and other services to customers. The figures reflect deductions for returned goods and allowances, but not for trade-in allowances; they exclude sales and excise taxes collected from customers and paid directly to any taxing agency.

**Proprietors.**—"Active proprietors..." represents owners and partners of unincorporated businesses who devoted the major portion of their time to the business in November 1948.

**Employment.**—"Number of paid employees..." represents all employees on the pay roll for the pay period ending nearest November 15, 1948. "Full workweek" employees, whether regular or seasonal, are those who in the November 15 pay period were paid for working at least the number of hours typically worked in a week by employees of the reporting establishment.

# 1948 CENSUS OF BUSINESS

RETAIL, WHOLESALE, SERVICE TRADES

U. S. DEPARTMENT OF COMMERCE  
BUREAU OF THE CENSUS

## PRELIMINARY

For Release May 8, 1950

Release Series BC-1P-42-039

### CLAY COUNTY, TEX.

Retail, wholesale, and service establishment located in Clay County, Texas, showed a substantial expansion in dollar volume of trade from 1939 to 1948 according to preliminary figures from the 1948 Census of Business released today by the Bureau of the Census, U. S. Department of Commerce.

Retail sales in the county during 1948 aggregated \$5.3 million, an increase of 165 percent over the \$2.0 million in 1939, when the preceding Census of Business was taken. Wholesale sales in the county reached a total of \$712,000 in 1948 as compared with \$206,000 in 1939. The service trades included in the Census of Business recorded receipts totaling \$192,000 in 1948 compared with \$68,000 in 1939.

Employment in the county also rose over the 9-year period between 1939 and 1948 for the above trades. Establishments in these trades reported a combined total of 234 paid employees for the workweek ended nearest November 15, 1948. This compared with a total of 218 employees reported for the week of November 15, 1939.

These preliminary figures have been derived from a Census report on Clay County, Texas. Final figures, superseding the preliminary data for Clay County, will be included in a Bulletin for the State of Texas to be issued in several months. Similar data will be made available this year in preliminary and final form for each of the counties and States. A single copy of the preliminary release for Clay County as well as an order blank for other area releases may be obtained by writing to the Bureau of the Census, Washington 25, D. C.

Table 1.—CENSUS OF BUSINESS PRELIMINARY RESULTS FOR 1948, BY TRADE GROUP  
CLAY COUNTY, TEX.

Trade group and kind of business	Number of establishments	1948 sales and receipts (Thousand dollars)	Active proprietors of unincorporated businesses Nov. 1948	Paid employees, workweek ended nearest Nov. 15, 1948	
				Total employees <sup>1</sup>	Full workweek employees
RETAIL TRADE, total.....	122	5,327	126	201	166
Food group.....	35	1,399	40	43	33
Eating and drinking places.....	12	161	13	25	25
Gasoline service stations.....	30	544	27	21	17
All other retail stores.....	45	3,223	46	112	91
WHOLESALE TRADE.....	7	712	6	7	x
SELECTED SERVICE TRADES, <sup>2</sup> /total.....	28	192	31	26	22
Personal services.....	18	121	19	21	18
All other service trades.....	10	71	12	5	4

x Not available.

<sup>1</sup>/ Includes employees paid for less than the full workweek.

<sup>2</sup>/ See General Description on last page for changes from the 1939 Census of Business in the coverage of Service Trades.

## GENERAL DESCRIPTION OF PRELIMINARY RELEASES FOR THE 1948 CENSUS OF BUSINESS

This series of releases, of which one is planned for each county in the United States, presents preliminary results of the 1948 Census of Business. The information is based on reports submitted by business establishments for that Census. The figures shown are preliminary, and are subject to revision in the final Census publications, but the changes are expected to be relatively minor with respect to coverage. The final Census figures will be issued in a series of Business Census bulletins which will show additional detailed kind-of-business information for all places where there are a sufficient number of establishments.

The 1948 Census of Business was taken under the provision of the Act of June 19, 1948, which provides that the Business Census be taken for 1948 and for each fifth year thereafter. Previous Business Censuses were taken for the years 1929, 1933, 1935, and 1939.

*Scope of the Census.*—The 1948 Census of Business covered all establishments in the following trades, as defined by the Standard Industrial Classification Manual, May 1949 issue, of the Executive Office of the President: all retail trades; all wholesale trades; all service trades in the following four groups—personal services, business services, automobile repairs and services, and miscellaneous repair services; hotels; tourist courts and camps; and amusements, including motion picture theaters. Some important services not covered are radio broadcasting and television, medical and health, legal, educational, nonprofit, accounting, and domestic services.

This coverage is similar to that of the 1939 Business Census. However, "custom trades" and "services incidental to transportation," which are no longer included in the standard classification of the service trades, are not covered by the 1948 Census. In a number of localities, these exclusions as well as other changes in the standard classification may have a considerable effect in comparing

1948 with 1939 data, particularly with respect to establishment count.

*Establishment definition.*—For Census purposes, a business establishment is defined to include only enterprises conducted from a recognizable place of business, provided that the annual sales were in excess of \$5,000 for a wholesale trade establishment and \$500 for establishments in other trades. A detailed analysis of coverage will be provided in future Census of Business publications.

"Number of establishments" is the number of separate business locations, rather than the number of business companies or organizations, since the Census figures represent information reported separately for each business location or establishment. The establishment count reflects the number of places in business at the end of 1948 excluding administrative and executive offices of multiunit organizations, and "chain store" warehouses.

*Sales and receipts.*—"1948 sales and receipts" represents sales of merchandise and receipts from repairs and other services to customers. The figures reflect deductions for returned goods and allowances, but not for trade-in allowances; they exclude sales and excise taxes collected from customers and paid directly to any taxing agency.

*Proprietors.*—"Active proprietors..." represents owners and partners of unincorporated businesses who devoted the major portion of their time to the business in November 1948.

*Employment.*—"Number of paid employees..." represents all employees on the pay roll for the pay period ending nearest November 15, 1948. "Full workweek" employees, whether regular or seasonal, are those who in the November 15 pay period were paid for working at least the number of hours typically worked in a week by employees of the reporting establishment.



# 1948 CENSUS OF BUSINESS

RETAIL, WHOLESALE, SERVICE TRADES

U. S. DEPARTMENT OF COMMERCE  
BUREAU OF THE CENSUS

## PRELIMINARY

For Release May 1, 1950

Release Series BC-1P-42-040

### COCHRAN COUNTY, TEX.

Retail, wholesale, and service establishments located in Cochran County, Texas, showed a substantial expansion in dollar volume of trade from 1939 to 1948 according to preliminary figures from the 1948 Census of Business released today by the Bureau of the Census, U. S. Department of Commerce.

Retail sales in the county during 1948 aggregated \$4.7 million, an increase of 571 percent over the \$0.7 million in 1939, when the preceding Census of Business was taken. Wholesale sales in the county reached a total of \$516,000 in 1948 as compared with \$223,000 in 1939. The service trades included in the Census of Business recorded receipts totaling \$230,000 in 1948 compared with \$34,000 in 1939.

Employment in the county also rose over the 9-year period between 1939 and 1948 for the above trades. Establishments in these trades reported a combined total of 271 paid employees for the workweek ended nearest November 15, 1948. This compared with a total of 104 employees reported for the week of November 15, 1939.

These preliminary figures have been derived from a Census report on Cochran County, Texas. Final figures, superseding the preliminary data for Cochran County, will be included in a Bulletin for the State of Texas to be issued in several months. Similar data will be made available this year in preliminary and final form for each of the counties and States. A single copy of the preliminary release for Cochran County as well as an order blank for other area releases may be obtained by writing to the Bureau of the Census, Washington 25, D. C.

Table 1.—CENSUS OF BUSINESS PRELIMINARY RESULTS FOR 1948, BY TRADE GROUP  
COCHRAN COUNTY, TEX.

Trade group and kind of business	Number of establishments	1948 sales and receipts (Thousand dollars)	Active proprietors of unincorporated businesses Nov. 1948	Paid employees, workweek ended nearest Nov. 15, 1948	
				Total employees <sup>1</sup>	Full workweek employees
RETAIL TRADE, total.....	81	4,749	84	229	153
Food group.....	16	1,181	13	39	17
Eating and drinking places.....	9	122	9	34	18
Gasoline service stations.....	14	393	15	16	16
All other retail stores.....	42	3,053	47	140	102
WHOLESALE TRADE.....	6	516	3	8	x
SELECTED SERVICE TRADES, <sup>2</sup> /total.....	23	230	25	34	29
Personal services.....	16	164	19	26	22
All other service trades.....	7	66	6	8	7

x Not available.

<sup>1</sup>/ Includes employees paid for less than the full workweek.

<sup>2</sup>/ See General Description on last page for changes from the 1939 Census of Business in the coverage of Service Trades.

## GENERAL DESCRIPTION OF PRELIMINARY RELEASES FOR THE 1948 CENSUS OF BUSINESS

This series of releases, of which one is planned for each county in the United States, presents preliminary results of the 1948 Census of Business. The information is based on reports submitted by business establishments for that Census. The figures shown are preliminary, and are subject to revision in the final Census publications, but the changes are expected to be relatively minor with respect to coverage. The final Census figures will be issued in a series of Business Census bulletins which will show additional detailed kind-of-business information for all places where there are a sufficient number of establishments.

The 1948 Census of Business was taken under the provision of the Act of June 19, 1948, which provides that the Business Census be taken for 1948 and for each fifth year thereafter. Previous Business Censuses were taken for the years 1929, 1933, 1935, and 1939.

*Scope of the Census.*—The 1948 Census of Business covered all establishments in the following trades, as defined by the Standard Industrial Classification Manual, May 1949 issue, of the Executive Office of the President: all retail trades; all wholesale trades; all service trades in the following four groups—personal services, business services, automobile repairs and services, and miscellaneous repair services; hotels; tourist courts and camps; and amusements, including motion picture theaters. Some important services not covered are radio broadcasting and television, medical and health, legal, educational, nonprofit, accounting, and domestic services.

This coverage is similar to that of the 1939 Business Census. However, "custom trades" and "services incidental to transportation," which are no longer included in the standard classification of the service trades, are not covered by the 1948 Census. In a number of localities, these exclusions as well as other changes in the standard classification may have a considerable effect in comparing

1948 with 1939 data, particularly with respect to establishment count.

*Establishment definition.*—For Census purposes, a business establishment is defined to include only enterprises conducted from a recognizable place of business, provided that the annual sales were in excess of \$5,000 for a wholesale trade establishment and \$500 for establishments in other trades. A detailed analysis of coverage will be provided in future Census of Business publications.

"Number of establishments" is the number of separate business locations, rather than the number of business companies or organizations, since the Census figures represent information reported separately for each business location or establishment. The establishment count reflects the number of places in business at the end of 1948 excluding administrative and executive offices of multiunit organizations, and "chain store" warehouses.

*Sales and receipts.*—"1948 sales and receipts" represents sales of merchandise and receipts from repairs and other services to customers. The figures reflect deductions for returned goods and allowances, but not for trade-in allowances; they exclude sales and excise taxes collected from customers and paid directly to any taxing agency.

*Proprietors.*—"Active proprietors..." represents owners and partners of unincorporated businesses who devoted the major portion of their time to the business in November 1948.

*Employment.*—"Number of paid employees..." represents all employees on the pay roll for the pay period ending nearest November 15, 1948. "Full workweek" employees, whether regular or seasonal, are those who in the November 15 pay period were paid for working at least the number of hours typically worked in a week by employees of the reporting establishment.

# 1948 CENSUS OF BUSINESS

RETAIL, WHOLESALE, SERVICE TRADES

U. S. DEPARTMENT OF COMMERCE  
BUREAU OF THE CENSUS

## PRELIMINARY

For Release May 1, 1950

Release Series BC-1P-42-041

### COKE COUNTY, TEX.

Retail, wholesale, and service establishments located in Coke County, Texas, showed a substantial expansion in dollar volume of trade from 1939 to 1948 according to preliminary figures from the 1948 Census of Business released today by the Bureau of the Census, U. S. Department of Commerce.

Retail sales in the county during 1948 aggregated \$2.3 million, an increase of 283 percent over the \$0.6 million in 1939, when the preceding Census of Business was taken. Wholesale sales in the county reached a total of \$379,000 in 1948 as compared with \$288,000 in 1939. The service trades included in the Census of Business recorded receipts totaling \$94,000 in 1948 compared with \$19,000 in 1939.

Employment in the county also rose over the 9-year period between 1939 and 1948 for the above trades. Establishments in these trades reported a combined total of 124 paid employees for the workweek ended nearest November 15, 1948. This compared with a total of 73 employees reported for the week of November 15, 1939.

These preliminary figures have been derived from a Census report on Coke County, Texas. Final figures, superseding the preliminary data for Coke County, will be included in a Bulletin for the State of Texas to be issued in several months. Similar data will be made available this year in preliminary and final form for each of the counties and States. A single copy of the preliminary release for Coke County as well as an order blank for other area releases may be obtained by writing to the Bureau of the Census, Washington 25, D. C.

Table 1.—CENSUS OF BUSINESS PRELIMINARY RESULTS FOR 1948, BY TRADE GROUP  
COKE COUNTY, TEX.

Trade group and kind of business	Number of establishments	1948 sales and receipts (Thousand dollars)	Active proprietors of unincorporated businesses Nov. 1948	Paid employees, workweek ended nearest Nov. 15, 1948	
				Total employees <sup>1</sup>	Full workweek employees
RETAIL TRADE, total.....	63	2,273	69	105	80
Food group.....	12	659	14	18	14
Eating and drinking places.....	9	111	10	17	13
Gasoline service stations.....	15	262	16	15	7
All other retail stores.....	27	1,241	29	55	46
WHOLESALE TRADE.....	5	379	7	7	x
SELECTED SERVICE TRADES <sup>2</sup> /.....	17	94	20	12	9

x Not available.

<sup>1</sup>/ Includes employees paid for less than the full workweek.

<sup>2</sup>/ See General Description on last page for changes from the 1939 Census of Business in the coverage of Service Trades.

## GENERAL DESCRIPTION OF PRELIMINARY RELEASES FOR THE 1948 CENSUS OF BUSINESS

This series of releases, of which one is planned for each county in the United States, presents preliminary results of the 1948 Census of Business. The information is based on reports submitted by business establishments for that Census. The figures shown are preliminary, and are subject to revision in the final Census publications, but the changes are expected to be relatively minor with respect to coverage. The final Census figures will be issued in a series of Business Census bulletins which will show additional detailed kind-of-business information for all places where there are a sufficient number of establishments.

The 1948 Census of Business was taken under the provision of the Act of June 19, 1948, which provides that the Business Census be taken for 1948 and for each fifth year thereafter. Previous Business Censuses were taken for the years 1929, 1933, 1935, and 1939.

*Scope of the Census.*—The 1948 Census of Business covered all establishments in the following trades, as defined by the Standard Industrial Classification Manual, May 1949 issue, of the Executive Office of the President: all retail trades; all wholesale trades; all service trades in the following four groups—personal services, business services, automobile repairs and services, and miscellaneous repair services; hotels; tourist courts and camps; and amusements, including motion picture theaters. Some important services not covered are radio broadcasting and television, medical and health, legal, educational, nonprofit, accounting, and domestic services.

This coverage is similar to that of the 1939 Business Census. However, "custom trades" and "services incidental to transportation," which are no longer included in the standard classification of the service trades, are not covered by the 1948 Census. In a number of localities, these exclusions as well as other changes in the standard classification may have a considerable effect in comparing

1948 with 1939 data, particularly with respect to establishment count.

*Establishment definition.*—For Census purposes, a business establishment is defined to include only enterprises conducted from a recognizable place of business, provided that the annual sales were in excess of \$5,000 for a wholesale trade establishment and \$500 for establishments in other trades. A detailed analysis of coverage will be provided in future Census of Business publications.

"Number of establishments" is the number of separate business locations, rather than the number of business companies or organizations, since the Census figures represent information reported separately for each business location or establishment. The establishment count reflects the number of places in business at the end of 1948 excluding administrative and executive offices of multiunit organizations, and "chain store" warehouses.

*Sales and receipts.*—"1948 sales and receipts" represents sales of merchandise and receipts from repairs and other services to customers. The figures reflect deductions for returned goods and allowances, but not for trade-in allowances; they exclude sales and excise taxes collected from customers and paid directly to any taxing agency.

*Proprietors.*—"Active proprietors..." represents owners and partners of unincorporated businesses who devoted the major portion of their time to the business in November 1948.

*Employment.*—"Number of paid employees..." represents all employees on the pay roll for the pay period ending nearest November 15, 1948. "Full workweek" employees, whether regular or seasonal, are those who in the November 15 pay period were paid for working at least the number of hours typically worked in a week by employees of the reporting establishment.

# 1948 CENSUS OF BUSINESS

RETAIL, WHOLESALE, SERVICE TRADES

U. S. DEPARTMENT OF COMMERCE  
BUREAU OF THE CENSUS

## PRELIMINARY

For Release May 15, 1950

Release Series BC-1P-42-042

### COLEMAN COUNTY, TEX.

Retail, wholesale, and service establishments located in Coleman County, Texas, showed a substantial expansion in dollar volume of trade from 1939 to 1948 according to preliminary figures from the 1948 Census of Business released today by the Bureau of the Census, U. S. Department of Commerce.

Retail sales in the county during 1948 aggregated \$11.8 million, an increase of 211 percent over the \$3.8 million in 1939, when the preceding Census of Business was taken. Wholesale sales in the county reached a total of \$3.1 million in 1948 as compared with \$2.4 million in 1939. The service trades included in the Census of Business recorded receipts totaling \$514,000 in 1948 compared with \$138,000 in 1939.

Retail trade establishments reported 488 paid employees for the workweek ended nearest November 15, 1948. For the same week in 1948, wholesale trade establishments reported 61 paid employees and the selected service trades reported 72 paid employees.

These preliminary figures have been derived from a Census report on Coleman County, Texas, which also includes data for the city of Coleman. Final figures, superseding the preliminary data for Coleman County, will be included in a Bulletin for the State of Texas to be issued in several months. Similar data will be made available this year in preliminary and final form for each of the counties and States. A single copy of the preliminary release for Coleman County as well as an order blank for other area releases may be obtained by writing to the Bureau of the Census, Washington 25, D. C.

Table 1.—CENSUS OF BUSINESS PRELIMINARY RESULTS FOR 1948, BY TRADE GROUP

### COLEMAN COUNTY, TEX.

Trade group and kind of business	Number of establishments	1948 sales and receipts (Thousand dollars)	Active proprietors of unincorporated businesses Nov. 1948	Paid employees, workweek ended nearest Nov. 15, 1948	
				Total employees <sup>1</sup>	Full workweek employees
RETAIL TRADE, total.....	232	11,822	244	488	425
Food group.....	57	2,533	57	51	36
Eating and drinking places.....	20	366	23	70	58
General merchandise grp, general stores.....	12	767	10	73	52
Apparel group.....	10	543	9	31	29
Furniture-home furnishgs-appliance grp.....	9	332	11	18	16
Automotive group.....	21	2,875	23	92	87
Gasoline service stations.....	52	696	55	20	19
Lumber-building-hardware group.....	20	2,420	17	76	75
Drug and proprietary stores.....	13	451	20	32	30
All other retail stores.....	18	839	19	25	23
WHOLESALE TRADE, total.....	27	3,120	17	61	x
Merchant wholesalers.....	9	1,014	5	31	x
Other types of wholesale.....	18	2,106	12	30	x
SELECTED SERVICE TRADES, <sup>2</sup> /total.....	76	514	84	72	62
Personal services.....	51	319	56	57	47
All other service trades.....	25	195	28	15	15

x Not available.

<sup>1</sup>/ Includes employees paid for less than the full workweek.

<sup>2</sup>/ See General Description on last page for changes from the 1939 Census of Business in the coverage of Service Trades.

Table 2.—CENSUS OF BUSINESS PRELIMINARY RESULTS FOR 1948 FOR CITIES OF 2,500 INHABITANTS OR MORE

COLEMAN COUNTY, TEX.

(Data omitted for trade groups where necessary to avoid disclosure)

City and trade group <sup>1</sup>	Number of establishments	1948 sales and receipts (Thousand dollars)	Active proprietors of unincorporated businesses Nov. 1948	Paid employees, workweek ended nearest Nov. 15, 1948	
				Total employees <sup>2</sup>	Full workweek employees
<b>Coleman:</b>					
Retail trade.....	124	9,698	136	395	354
Wholesale trade.....	17	1,904	11	42	x
Selected service trades.....	48	398	53	57	51
<b>Remainder of county:</b>					
Retail trade.....	108	2,124	108	93	71
Wholesale trade.....	10	1,216	6	19	x
Selected service trades.....	28	116	31	15	11

x Not available.

1/ See General Description on this page for changes from the 1939 Census of Business in the coverage of Service Trades.

2/ Includes employees paid for less than the full workweek.

GENERAL DESCRIPTION OF PRELIMINARY RELEASES FOR THE 1948 CENSUS OF BUSINESS

This series of releases, of which one is planned for each county in the United States, presents preliminary results of the 1948 Census of Business. The information is based on reports submitted by business establishments for that Census. The figures shown are preliminary, and are subject to revision in the final Census publications, but the changes are expected to be relatively minor with respect to coverage. The final Census figures will be issued in a series of Business Census bulletins which will show additional detailed kind-of-business information for all places where there are a sufficient number of establishments.

The 1948 Census of Business was taken under the provision of the Act of June 19, 1948, which provides that the Business Census be taken for 1948 and for each fifth year thereafter. Previous Business Censuses were taken for the years 1929, 1933, 1935, and 1939.

**Scope of the Census.**—The 1948 Census of Business covered all establishments in the following trades, as defined by the Standard Industrial Classification Manual, May 1949 issue, of the Executive Office of the President: all retail trades; all wholesale trades; all service trades in the following four groups—personal services, business services, automobile repairs and services, and miscellaneous repair services; hotels; tourist courts and camps; and amusements, including motion picture theaters. Some important services not covered are radio broadcasting and television, medical and health, legal, educational, nonprofit, accounting, and domestic services.

This coverage is similar to that of the 1939 Business Census. However, "custom trades" and "services incidental to transportation," which are no longer included in the standard classification of the service trades, are not covered by the 1948 Census. In a number of localities, these exclusions as well as

other changes in the standard classification may have a considerable effect in comparing 1948 with 1939 data, particularly with respect to establishment count.

**Establishment definition.**—For Census purposes, a business establishment is defined to include only enterprises conducted from a recognizable place of business, provided that the annual sales were in excess of \$5,000 for a wholesale trade establishment and \$500 for establishments in other trades. A detailed analysis of coverage will be provided in future Censuses of Business publications.

"Number of establishments" is the number of separate business locations, rather than the number of business companies or organizations, since the Census figures represent information reported separately for each business location or establishment. The establishment count reflects the number of places in business at the end of 1948 excluding administrative and executive offices of multiunit organizations, and "chain store" warehouses.

**Sales and receipts.**—"1948 sales and receipts" represents sales of merchandise and receipts from repairs and other services to customers. The figures reflect deductions for returned goods and allowances, but not for trade-in allowances; they exclude sales and excise taxes collected from customers and paid directly to any taxing agency.

**Proprietors.**—"Active proprietors..." represents owners and partners of unincorporated businesses who devoted the major portion of their time to the business in November 1948.

**Employment.**—"Number of paid employees..." represents all employees on the pay roll for the pay period ending nearest November 15, 1948. "Full workweek" employees, whether regular or seasonal, are those who in the November 15 pay period were paid for working at least the number of hours typically worked in a week by employees of the reporting establishment.

# 1948 CENSUS OF BUSINESS

U. S. DEPARTMENT OF COMMERCE  
BUREAU OF THE CENSUS

RETAIL, WHOLESALE, SERVICE TRADES

## PRELIMINARY

For Release May 15, 1950

Release Series BC-1P- 42-043

### COLLIN COUNTY, TEX.

Retail, wholesale, and service establishments located in Collin County, Texas, showed a substantial expansion in dollar volume of trade from 1939 to 1948 according to preliminary figures from the 1948 Census of Business released today by the Bureau of the Census, U. S. Department of Commerce.

Retail sales in the county during 1948 aggregated \$25.4 million, an increase of 214 percent over the \$8.1 million in 1939, when the preceding Census of Business was taken. Wholesale sales in the county reached a total of \$16.0 million in 1948 as compared with \$4.4 million in 1939. The service trades included in the Census of Business recorded receipts totaling \$1.2 million in 1948 compared with \$0.4 million in 1939.

Employment in the county also rose over the 9-year period between 1939 and 1948 for the above trades. Establishments in these trades reported a combined total of 1,624 paid employees for the workweek ended nearest November 15, 1948. This compared with a total of 1,559 employees reported for the week of November 15, 1939.

These preliminary figures have been derived from a Census report on Collin County, Texas, which also includes data for the city of McKinney. Final figures, superseding the preliminary data for Collin County, will be included in a Bulletin for the State of Texas to be issued in several months. Similar data will be made available this year in preliminary and final form for each of the counties and States. A single copy of the preliminary release for Collin County as well as an order blank for other area releases may be obtained by writing to the Bureau of the Census, Washington 25, D. C.

Table 1.—CENSUS OF BUSINESS PRELIMINARY RESULTS FOR 1948, BY TRADE GROUP  
COLLIN COUNTY, TEX.

Trade group and kind of business	Number of establishments	1948 sales and receipts (Thousand dollars)	Active proprietors of unincorporated businesses Nov. 1948	Paid employees, workweek ended nearest Nov. 15, 1948	
				Total employees <sup>1</sup>	Full workweek employees
RETAIL TRADE, total.....	513	25,424	511	1,181	935
Food group.....	162	7,297	168	231	156
Eating and drinking places.....	55	853	53	120	112
General merchandise grp, general stores.	46	2,615	39	199	129
Apparel group.....	18	792	21	60	34
Furniture-home furnisngs-appliance grp.	18	1,021	14	41	35
Automotive group.....	40	4,556	39	169	158
Gasoline service stations.....	68	1,477	72	76	69
Lumber-building-hardware group.....	45	4,915	42	154	141
Drug and proprietary stores.....	23	757	25	67	46
All other retail stores.....	38	1,141	38	64	55
WHOLESALE TRADE, total.....	60	16,021	55	227	x
Merchant wholesalers.....	18	4,409	16	84	x
Assemblers of farm products.....	23	8,317	20	99	x
Other types of wholesale.....	19	3,295	19	44	x
SELECTED SERVICE TRADES, <sup>2</sup> /total.....	159	1,150	163	216	159
Personal services.....	100	776	103	186	132
All other service trades.....	59	374	60	30	27
AMUSEMENTS.....	10	229	4	55	x

x Not available.

<sup>1</sup>/ Includes employees paid for less than the full workweek.

<sup>2</sup>/ See General Description on last page for changes from the 1939 Census of Business in the coverage of Service Trades.

Table 2.—CENSUS OF BUSINESS PRELIMINARY RESULTS FOR 1948 FOR CITIES OF 2,500 INHABITANTS OR MORE  
COLLIN COUNTY, TEX.

(Data omitted for trade groups where necessary to avoid disclosure)

City and trade group <sup>1</sup>	Number of establishments	1948 sales and receipts (Thousand dollars)	Active proprietors of unincorporated businesses Nov. 1948	Paid employees, workweek ended nearest Nov. 15, 1948	
				Total employees <sup>2</sup>	Full workweek employees
McKinney:					
Retail trade.....	182	13,944	173	707	587
Wholesale trade.....	25	8,317	24	110	x
Selected service trades....	50	629	55	137	103
Remainder of county:					
Retail trade.....	331	11,480	338	474	348
Wholesale trade.....	35	7,704	31	117	x
Selected service trades....	109	521	108	79	56

x Not available.

1/ See General Description on this page for changes from the 1939 Census of Business in the coverage of Service Trades.

2/ Includes employees paid for less than the full workweek.

### GENERAL DESCRIPTION OF PRELIMINARY RELEASES FOR THE 1948 CENSUS OF BUSINESS

This series of releases, of which one is planned for each county in the United States, presents preliminary results of the 1948 Census of Business. The information is based on reports submitted by business establishments for that Census. The figures shown are preliminary, and are subject to revision in the final Census publications, but the changes are expected to be relatively minor with respect to coverage. The final Census figures will be issued in a series of Business Census bulletins which will show additional detailed kind-of-business information for all places where there are a sufficient number of establishments.

The 1948 Census of Business was taken under the provision of the Act of June 19, 1948, which provides that the Business Census be taken for 1948 and for each fifth year thereafter. Previous Business Censuses were taken for the years 1929, 1933, 1935, and 1939.

**Scope of the Census.**—The 1948 Census of Business covered all establishments in the following trades, as defined by the Standard Industrial Classification Manual, May 1949 issue, of the Executive Office of the President: all retail trades; all wholesale trades; all service trades in the following four groups—personal services, business services, automobile repairs and services, and miscellaneous repair services; hotels; tourist courts and camps; and amusements, including motion picture theaters. Some important services not covered are radio broadcasting and television, medical and health, legal, educational, nonprofit, accounting, and domestic services.

This coverage is similar to that of the 1939 Business Census. However, "custom trades" and "services incidental to transportation," which are no longer included in the standard classification of the service trades, are not covered by the 1948 Census. In a number of localities, these exclusions as well as

other changes in the standard classification may have a considerable effect in comparing 1948 with 1939 data, particularly with respect to establishment count.

**Establishment definition.**—For Census purposes, a business establishment is defined to include only enterprises conducted from a recognizable place of business, provided that the annual sales were in excess of \$5,000 for a wholesale trade establishment and \$500 for establishments in other trades. A detailed analysis of coverage will be provided in future Censuses of Business publications.

"Number of establishments" is the number of separate business locations, rather than the number of business companies or organizations, since the Census figures represent information reported separately for each business location or establishment. The establishment count reflects the number of places in business at the end of 1948 excluding administrative and executive offices of multiunit organizations, and "chain store" warehouses.

**Sales and receipts.**—"1948 sales and receipts" represents sales of merchandise and receipts from repairs and other services to customers. The figures reflect deductions for returned goods and allowances, but not for trade-in allowances; they exclude sales and excise taxes collected from customers and paid directly to any taxing agency.

**Proprietors.**—"Active proprietors..." represents owners and partners of unincorporated businesses who devoted the major portion of their time to the business in November 1948.

**Employment.**—"Number of paid employees..." represents all employees on the pay roll for the pay period ending nearest November 15, 1948. "Full workweek" employees, whether regular or seasonal, are those who in the November 15 pay period were paid for working at least the number of hours typically worked in a week by employees of the reporting establishment.



# 1948 CENSUS OF BUSINESS

RETAIL, WHOLESALE, SERVICE TRADES

U. S. DEPARTMENT OF COMMERCE  
BUREAU OF THE CENSUS

## PRELIMINARY

For Release May 8, 1950

Release Series BC-1P- 42-044

### COLLINGSWORTH COUNTY, TEX.

Retail, wholesale, and service establishments located in Collingsworth County, Texas, showed a substantial expansion in dollar volume of trade from 1939 to 1948 according to preliminary figures from the 1948 Census of Business released today by the Bureau of the Census, U. S. Department of Commerce.

Retail sales in the county during 1948 aggregated \$7.3 million, an increase of 217 percent over the \$2.3 million in 1939, when the preceding Census of Business was taken. Wholesale sales in the county reached a total of \$4.2 million in 1948 as compared with \$0.9 million in 1939. The service trades included in the Census of Business recorded receipts totaling \$383,000 in 1948 compared with \$120,000 in 1939.

Employment in the county also rose over the 9-year period between 1939 and 1948 for the above trades. Establishments in these trades reported a combined total of 404 paid employees for the workweek ended nearest November 15, 1948. This compared with a total of 338 employees reported for the week of November 15, 1939.

These preliminary figures have been derived from a Census report on Collingsworth County, Texas, which also includes data for the city of Wellington. Final figures, superseding the preliminary data for Collingsworth County, will be included in a Bulletin for the State of Texas to be issued in several months. Similar data will be made available this year in preliminary and final form for each of the counties and States. A single copy of the preliminary release for Collingsworth County as well as an order blank for other area releases may be obtained by writing to the Bureau of the Census, Washington 25, D. C.

Table 1.—CENSUS OF BUSINESS PRELIMINARY RESULTS FOR 1948, BY TRADE GROUP

### COLLINGSWORTH COUNTY, TEX.

Trade group and kind of business	Number of establishments	1948 sales and receipts (Thousand dollars)	Active proprietors of unincorporated businesses Nov. 1948	Paid employees, workweek ended nearest Nov. 15, 1948	
				Total employees <sup>1</sup>	Full workweek employees
RETAIL TRADE, total.....	125	7,290	126	280	225
Food group.....	31	1,649	32	45	41
Eating and drinking places.....	15	156	15	34	29
Gasoline service stations.....	16	669	15	16	15
All other retail stores.....	63	4,816	64	185	140
WHOLESALE TRADE.....	17	4,153	12	76	x
SELECTED SERVICE TRADES, <sup>2/</sup> total.....	51	383	57	48	39
Personal services.....	25	186	26	31	24
All other service trades.....	26	197	31	17	15

x Not available.

1/ Includes employees paid for less than the full workweek.

2/ See General Description on last page for changes from the 1939 Census of Business in the coverage of Service Trades.

Table 2.—CENSUS OF BUSINESS PRELIMINARY RESULTS FOR 1948 FOR CITIES OF 2,500 INHABITANTS OR MORE  
COLLINGSWORTH COUNTY, TEX.

(Data omitted for trade groups where necessary to avoid disclosure)

City and trade group <sup>1</sup>	Number of establishments	1948 sales and receipts (Thousand dollars)	Active proprietors of unincorporated businesses Nov. 1948	Paid employees, workweek ended nearest Nov. 15, 1948	
				Total employees <sup>2</sup>	Full workweek employees
Wellington:					
Retail trade.....	97	6,468	98	262	211
Selected service trades...	45	344	50	47	38
Remainder of county:					
Retail trade.....	28	822	28	18	14
Selected service trades...	6	39	7	1	1

1/ See General Description on this page for changes from the 1939 Census of Business in the coverage of Service Trades.

2/ Includes employees paid for less than the full workweek.

### GENERAL DESCRIPTION OF PRELIMINARY RELEASES FOR THE 1948 CENSUS OF BUSINESS

This series of releases, of which one is planned for each county in the United States, presents preliminary results of the 1948 Census of Business. The information is based on reports submitted by business establishments for that Census. The figures shown are preliminary, and are subject to revision in the final Census publications, but the changes are expected to be relatively minor with respect to coverage. The final Census figures will be issued in a series of Business Census bulletins which will show additional detailed kind-of-business information for all places where there are a sufficient number of establishments.

The 1948 Census of Business was taken under the provision of the Act of June 19, 1948, which provides that the Business Censuses be taken for 1948 and for each fifth year thereafter. Previous Business Censuses were taken for the years 1929, 1933, 1935, and 1939.

**Scope of the Census.**—The 1948 Census of Business covered all establishments in the following trades, as defined by the Standard Industrial Classification Manual, May 1949 issue, of the Executive Office of the President: all retail trades; all wholesale trades; all service trades in the following four groups—personal services, business services, automobile repairs and services, and miscellaneous repair services; hotels; tourist courts and camps; and amusements, including motion picture theaters. Some important services not covered are radio broadcasting and television, medical and health, legal, educational, nonprofit, accounting, and domestic services.

This coverage is similar to that of the 1939 Business Census. However, "custom trades" and "services incidental to transportation," which are no longer included in the standard classification of the service trades, are not covered by the 1948 Censuses. In a number of localities, these exclusions as well as

other changes in the standard classification may have a considerable effect in comparing 1948 with 1939 data, particularly with respect to establishment count.

**Establishment definition.**—For Census purposes, a business establishment is defined to include only enterprises conducted from a recognizable place of business, provided that the annual sales were in excess of \$5,000 for a wholesale trade establishment and \$500 for establishments in other trades. A detailed analysis of coverage will be provided in future Censuses of Business publications.

"Number of establishments" is the number of separate business locations, rather than the number of business companies or organizations, since the Census figures represent information reported separately for each business location or establishment. The establishment count reflects the number of places in business at the end of 1948 excluding administrative and executive offices of multiunit organizations, and "chain store" warehouses.

**Sales and receipts.**—"1948 sales and receipts" represents sales of merchandise and receipts from repairs and other services to customers. The figures reflect deductions for returned goods and allowances, but not for trade-in allowances; they exclude sales and excise taxes collected from customers and paid directly to any taxing agency.

**Proprietors.**—"Active proprietors..." represents owners and partners of unincorporated businesses who devoted the major portion of their time to the business in November 1948.

**Employment.**—"Number of paid employees..." represents all employees on the pay roll for the pay period ending nearest November 15, 1948. "Full workweek" employees, whether regular or seasonal, are those who in the November 15 pay period were paid for working at least the number of hours typically worked in a week by employees of the reporting establishment.



Table 1.—CENSUS OF BUSINESS PRELIMINARY RESULTS FOR 1948, BY TRADE GROUP

## COLORADO COUNTY, TEX.

Trade group and kind of business	Number of establishments	1948 sales and receipts (Thousand dollars)	Active proprietors of unincorporated businesses Nov. 1948	Paid employees, workweek ended nearest Nov. 15, 1948	
				Total employees <sup>1</sup>	Full workweek employees
RETAIL TRADE, total.....	279	16,871	261	757	619
Food group.....	58	3,429	59	117	88
Eating and drinking places.....	60	1,005	61	146	120
General merchandise grp., general stores	20	1,340	19	69	55
Apparel group.....	8	411	7	24	19
Furniture-home furnishings-appliance grp	5	202	3	11	6
Automotive group.....	21	2,894	21	145	138
Gasoline service stations.....	40	856	37	54	39
Lumber-building-hardware group.....	28	3,858	26	155	129
Drug and proprietary stores.....	8	263	7	15	11
All other retail stores.....	31	2,613	21	21	14
WHOLESALE TRADE, total.....	25	5,933	15	78	x
Merchant wholesalers.....	10	1,357	4	33	x
Other types of wholesale.....	15	4,576	11	45	x
SELECTED SERVICE TRADES, <sup>2</sup> /total.....	56	389	54	73	46
Personal services.....	36	233	34	65	38
All other service trades.....	20	156	20	8	8
HOTELS.....	9	54	7	14	11
AMUSEMENTS.....	9	154	8	21	x

x Not available.

<sup>1</sup>/ Includes employees paid for less than the full workweek.

<sup>2</sup>/ See General Description on this page for changes from the 1939 Census of Business in the coverage of Service Trades.

## GENERAL DESCRIPTION OF PRELIMINARY RELEASES FOR THE 1948 CENSUS OF BUSINESS

This series of releases, of which one is planned for each county in the United States, presents preliminary results of the 1948 Census of Business. The information is based on reports submitted by business establishments for that Census. The figures shown are preliminary, and are subject to revision in the final Census publications, but the changes are expected to be relatively minor with respect to coverage. The final Census figures will be issued in a series of Business Census bulletins which will show additional detailed kind-of-business information for all places where there are a sufficient number of establishments.

The 1948 Census of Business was taken under the provision of the Act of June 19, 1948, which provides that the Business Census be taken for 1948 and for each fifth year thereafter. Previous Business Censuses were taken for the years 1929, 1933, 1936, and 1939.

*Scope of the Census.*—The 1948 Census of Business covered all establishments in the following trades, as defined by the Standard Industrial Classification Manual, May 1949 issue, of the Executive Office of the President: all retail trades; all wholesale trades; all service trades in the following four groups—personal services, business services, automobile repairs and services, and miscellaneous repair services; hotels; tourist courts and camps; and amusements, including motion picture theaters. Some important services not covered are radio broadcasting and television, medical and health, legal, educational, nonprofit, accounting, and domestic services.

This coverage is similar to that of the 1939 Business Census. However, "custom trades" and "services incidental to transportation," which are no longer included in the standard classification of the service trades, are not covered by the 1948 Census. In a number of localities, these exclusions as well as

other changes in the standard classification may have a considerable effect in comparing 1948 with 1939 data, particularly with respect to establishment count.

*Establishment definition.*—For Census purposes, a business establishment is defined to include only enterprises conducted from a recognizable place of business, provided that the annual sales were in excess of \$5,000 for a wholesale trade establishment and \$500 for establishments in other trades. A detailed analysis of coverage will be provided in future Census of Business publications.

"Number of establishments" is the number of separate business locations, rather than the number of business companies or organizations, since the Census figures represent information reported separately for each business location or establishment. The establishment count reflects the number of places in business at the end of 1948 excluding administrative and executive offices of multinational organizations, and "chain store" warehouses.

*Sales and receipts.*—"1948 sales and receipts" represents sales of merchandise and receipts from repairs and other services to customers. The figures reflect deductions for returned goods and allowances, but not for trade-in allowances; they exclude sales and excise taxes collected from customers and paid directly to any taxing agency.

*Proprietors.*—"Active proprietors..." represents owners and partners of unincorporated businesses who devoted the major portion of their time to the business in November 1948.

*Employment.*—"Number of paid employees..." represents all employees on the pay roll for the pay period ending nearest November 15, 1948. "Full workweek" employees, whether regular or seasonal, are those who in the November 15 pay period were paid for working at least the number of hours typically worked in a week by employees of the reporting establishment.

# 1948 CENSUS OF BUSINESS

RETAIL, WHOLESALE, SERVICE TRADES

U. S. DEPARTMENT OF COMMERCE  
BUREAU OF THE CENSUS

## PRELIMINARY

For Release May 1, 1950

Release Series BC-1P-42-046

### COMAL COUNTY, TEX.

Retail, wholesale, and service establishments located in Comal County, Texas, showed a substantial expansion in dollar volume of trade from 1939 to 1948 according to preliminary figures from the 1948 Census of Business released today by the Bureau of the Census, U. S. Department of Commerce.

Retail sales in the county during 1948 aggregated \$14.8 million, an increase of 300 percent over the \$3.7 million in 1939, when the preceding Census of Business was taken. Wholesale sales in the county reached a total of \$4.4 million in 1948 as compared with \$0.9 million in 1939. The service trades included in the Census of Business recorded receipts totaling \$560,000 in 1948 compared with \$138,000 in 1939.

Employment in the county also rose over the 9-year period between 1939 and 1948 for the above trades. Establishments in these trades reported a combined total of 918 paid employees for the workweek ended nearest November 15, 1948. This compared with a total of 575 employees reported for the week of November 15, 1939.

These preliminary figures have been derived from a Census report on Comal County, Texas, which also includes data for the city of New Braunfels. Final figures, superseding the preliminary data for Comal County, will be included in a Bulletin for the State of Texas to be issued in several months. Similar data will be made available this year in preliminary and final form for each of the counties and States. A single copy of the preliminary release for Comal County as well as an order blank for other area releases may be obtained by writing to the Bureau of the Census, Washington 25, D. C.

Table 1.—CENSUS OF BUSINESS PRELIMINARY RESULTS FOR 1948, BY TRADE GROUP

### COMAL COUNTY, TEX.

Trade group and kind of business	Number of establishments	1948 sales and receipts (Thousand dollars)	Active proprietors of unincorporated businesses Nov. 1948	Paid employees, workweek ended nearest Nov. 15, 1948	
				Total employees <sup>1</sup>	Full workweek employees
RETAIL TRADE, total.....	197	14,811	193	780	639
Food group.....	53	3,019	56	99	69
Eating and drinking places.....	40	806	41	116	89
General merchandise grp, general stores.....	9	2,074	6	140	107
Furniture-home furnishgs-appliance grp.....	11	541	12	27	21
Automotive group.....	17	3,588	19	168	158
Gasoline service stations.....	24	605	24	39	21
Drug and proprietary stores.....	7	447	6	30	28
All other retail stores.....	36	3,731	29	161	146
WHOLESALE TRADE.....	15	4,433	16	58	x
SELECTED SERVICE TRADES, <sup>2/</sup> total.....	50	560	54	80	75
Personal services.....	26	237	27	56	55
All other service trades.....	24	323	27	24	20
TOURIST COURTS AND CAMPS.....	9	37	8	2	2

x Not available.

<sup>1/</sup> Includes employees paid for less than the full workweek.

<sup>2/</sup> See General Description on last page for changes from the 1939 Census of Business in the coverage of Service Trades.

Table 2.—CENSUS OF BUSINESS PRELIMINARY RESULTS FOR 1948 FOR CITIES OF 2,500 INHABITANTS OR MORE  
COMAL COUNTY, TEX.

(Data omitted for trade groups where necessary to avoid disclosure)

City and trade group	Number of establishments	1948 sales and receipts (Thousand dollars)	Active proprietors of unincorporated businesses Nov. 1948	Paid employees, workweek ended nearest Nov. 15, 1948	
				Total employees <sup>1</sup>	Full workweek employees
<b>New Braunfels:</b>					
Retail trade.....	166	14,066	160	761	626
Wholesale trade.....	15	4,433	16	58	x
<b>Remainder of county:</b>					
Retail trade.....	31	745	33	19	13

x Not available.

<sup>1</sup>/ Includes employees paid for less than the full workweek.

### GENERAL DESCRIPTION OF PRELIMINARY RELEASES FOR THE 1948 CENSUS OF BUSINESS

This series of releases, of which one is planned for each county in the United States, presents preliminary results of the 1948 Census of Business. The information is based on reports submitted by business establishments for that Census. The figures shown are preliminary, and are subject to revision in the final Census publications, but the changes are expected to be relatively minor with respect to coverage. The final Census figures will be issued in a series of Business Census bulletins which will show additional detailed kind-of-business information for all places where there are a sufficient number of establishments.

The 1948 Census of Business was taken under the provision of the Act of June 19, 1948, which provides that the Business Census be taken for 1948 and for each fifth year thereafter. Previous Business Censuses were taken for the years 1929, 1933, 1935, and 1939.

**Scope of the Census.**—The 1948 Census of Business covered all establishments in the following trades, as defined by the Standard Industrial Classification Manual, May 1949 issue, of the Executive Office of the President: all retail trades; all wholesale trades; all service trades in the following four groups—personal services, business services, automobile repairs and services, and miscellaneous repair services; hotels; tourist courts and camps; and amusements, including motion picture theaters. Some important services not covered are radio broadcasting and television, medical and health, legal, educational, nonprofit, accounting, and domestic services.

This coverage is similar to that of the 1939 Business Census. However, "custom trades" and "services incidental to transportation," which are no longer included in the standard classification of the service trades, are not covered by the 1948 Census. In a number of localities, these exclusions as well as

other changes in the standard classification may have a considerable effect in comparing 1948 with 1939 data, particularly with respect to establishment count.

**Establishment definition.**—For Census purposes, a business establishment is defined to include only enterprises conducted from a recognizable place of business, provided that the annual sales were in excess of \$5,000 for a wholesale trade establishment and \$500 for establishments in other trades. A detailed analysis of coverage will be provided in future Census of Business publications.

"Number of establishments" is the number of separate business locations, rather than the number of business companies or organizations, since the Census figures represent information reported separately for each business location or establishment. The establishment count reflects the number of places in business at the end of 1948 excluding administrative and executive offices of multiunit organizations, and "chain store" warehouses.

**Sales and receipts.**—"1948 sales and receipts" represents sales of merchandise and receipts from repairs and other services to customers. The figures reflect deductions for returned goods and allowances, but not for trade-in allowances; they exclude sales and excise taxes collected from customers and paid directly to any taxing agency.

**Proprietors.**—"Active proprietors..." represents owners and partners of unincorporated businesses who devoted the major portion of their time to the business in November 1948.

**Employment.**—"Number of paid employees..." represents all employees on the pay roll for the pay period ending nearest November 15, 1948. "Full workweek" employees, whether regular or seasonal, are those who in the November 15 pay period were paid for working at least the number of hours typically worked in a week by employees of the reporting establishment.

# 1948 CENSUS OF BUSINESS

RETAIL, WHOLESALE, SERVICE TRADES

U. S. DEPARTMENT OF COMMERCE  
BUREAU OF THE CENSUS

## PRELIMINARY

For Release May 15, 1950

Release Series BC-1P-42-047

### COMANCHE COUNTY, TEX.

Retail, wholesale, and service establishments located in Comanche County, Texas, showed a substantial expansion in dollar volume of trade from 1939 to 1948 according to preliminary figures from the 1948 Census of Business released today by the Bureau of the Census, U. S. Department of Commerce.

Retail sales in the county during 1948 aggregated \$9.7 million, an increase of 322 percent over the \$2.3 million in 1939, when the preceding Census of Business was taken. Wholesale sales in the county reached a total of \$7.4 million in 1948 as compared with \$0.9 million in 1939. The service trades included in the Census of Business recorded receipts totaling \$348,000 in 1948 compared with \$120,000 in 1939.

Employment in the county also rose over the 9-year period between 1939 and 1948 for the above trades. Establishments in these trades reported a combined total of 614 paid employees for the workweek ended nearest November 15, 1948. This compared with a total of 527 employees reported for the week of November 15, 1939.

These preliminary figures have been derived from a Census report on Comanche County, Texas, which also includes data for the city of Comanche. Final figures, superseding the preliminary data for Comanche County, will be included in a Bulletin for the State of Texas to be issued in several months. Similar data will be made available this year in preliminary and final form for each of the counties and States. A single copy of the preliminary release for Comanche County as well as an order blank for other area releases may be obtained by writing to the Bureau of the Census, Washington 25, D. C.

Table 1.—CENSUS OF BUSINESS PRELIMINARY RESULTS FOR 1948, BY TRADE GROUP  
COMANCHE COUNTY, TEX.

Trade group and kind of business	Number of establishments	1948 sales and receipts (Thousand dollars)	Active proprietors of unincorporated businesses Nov. 1948	Paid employees, workweek ended nearest Nov. 15, 1948	
				Total employees <sup>1</sup>	Full workweek employees
RETAIL TRADE, total.....	194	9,705	219	434	364
Food group.....	45	2,108	53	47	31
Eating and drinking places.....	12	168	13	47	38
General merchandise grp, general stores.....	15	1,620	13	99	78
Apparel group.....	10	361	13	17	15
Furniture-home furnishings-appliance grp.....	7	164	3	11	9
Automotive group.....	18	1,809	25	69	68
Gasoline service stations.....	33	411	38	22	17
Lumber-building-hardware group.....	17	1,416	16	60	53
Drug and proprietary stores.....	10	484	13	28	25
All other retail stores.....	27	1,164	32	34	30
WHOLESALE TRADE, total.....	23	7,400	22	126	x
Merchant wholesalers.....	9	887	9	13	x
Other types of wholesale.....	14	6,513	13	113	x
SELECTED SERVICE TRADES, <sup>2/</sup> total.....	74	348	75	54	41
Personal services.....	44	215	41	44	33
All other service trades.....	30	133	34	10	8

x Not available.

<sup>1/</sup> Includes employees paid for less than the full workweek.

<sup>2/</sup> See General Description on last page for changes from the 1939 Census of Business in the coverage of Service Trades.

Table 2.—CENSUS OF BUSINESS PRELIMINARY RESULTS FOR 1948 FOR CITIES OF 2,500 INHABITANTS OR MORE

## COMANCHE COUNTY, TEX.

(Data omitted for trade groups where necessary to avoid disclosure)

City and trade group <sup>1</sup>	Number of establishments	1948 sales and receipts (Thousand dollars)	Active proprietors of unincorporated businesses Nov. 1948	Paid employees, workweek ended nearest Nov. 15, 1948	
				Total employees <sup>2</sup>	Full workweek employees
<b>Comanche:</b>					
Retail trade.....	89	5,511	99	278	239
Selected service trades...	33	203	31	37	30
<b>Remainder of county:</b>					
Retail trade.....	105	4,194	120	156	125
Selected service trades...	41	145	44	17	11

1/ See General Description on this page for changes from the 1939 Census of Business in the coverage of Service Trades.

2/ Includes employees paid for less than the full workweek.

## GENERAL DESCRIPTION OF PRELIMINARY RELEASES FOR THE 1948 CENSUS OF BUSINESS

This series of releases, of which one is planned for each county in the United States, presents preliminary results of the 1948 Census of Business. The information is based on reports submitted by business establishments for that Census. The figures shown are preliminary, and are subject to revision in the final Census publications, but the changes are expected to be relatively minor with respect to coverage. The final Census figures will be issued in a series of Business Census bulletins which will show additional detailed kind-of-business information for all places where there are a sufficient number of establishments.

The 1948 Census of Business was taken under the provision of the Act of June 19, 1948, which provides that the Business Census be taken for 1948 and for each fifth year thereafter. Previous Business Censuses were taken for the years 1929, 1933, 1935, and 1939.

**Scope of the Census.**—The 1948 Census of Business covered all establishments in the following trades, as defined by the Standard Industrial Classification Manual, May 1949 issue, of the Executive Office of the President: all retail trades; all wholesale trades; all service trades in the following four groups—personal services, business services, automobile repairs and services, and miscellaneous repair services; hotels; tourist courts and camps; and amusements, including motion picture theaters. Some important services not covered are radio broadcasting and television, medical and health, legal, educational, nonprofit, accounting, and domestic services.

This coverage is similar to that of the 1939 Business Census. However, "custom trades" and "services incidental to transportation," which are no longer included in the standard classification of the service trades, are not covered by the 1948 Census. In a number of localities, these exclusions as well as

other changes in the standard classification may have a considerable effect in comparing 1948 with 1939 data, particularly with respect to establishment count.

**Establishment definition.**—For Census purposes, a business establishment is defined to include only enterprises conducted from a recognizable place of business, provided that the annual sales were in excess of \$5,000 for a wholesale trade establishment and \$500 for establishments in other trades. A detailed analysis of coverage will be provided in future Census of Business publications.

"Number of establishments" is the number of separate business locations, rather than the number of business companies or organizations, since the Census figures represent information reported separately for each business location or establishment. The establishment count reflects the number of places in business at the end of 1948 excluding administrative and executive offices of multinational organizations, and "chain store" warehouses.

**Sales and receipts.**—"1948 sales and receipts" represents sales of merchandise and receipts from repairs and other services to customers. The figures reflect deductions for returned goods and allowances, but not for trade-in allowances; they exclude sales and excise taxes collected from customers and paid directly to any taxing agency.

**Proprietors.**—"Active proprietors..." represents owners and partners of unincorporated businesses who devoted the major portion of their time to the business in November 1948.

**Employment.**—"Number of paid employees..." represents all employees on the pay roll for the pay period ending nearest November 15, 1948. "Full workweek" employees, whether regular or seasonal, are those who in the November 15 pay period were paid for working at least the number of hours typically worked in a week by employees of the reporting establishment.



# 1948 CENSUS OF BUSINESS

RETAIL, WHOLESALE, SERVICE TRADES

U. S. DEPARTMENT OF COMMERCE  
BUREAU OF THE CENSUS

## PRELIMINARY

For Release May 8, 1950

Release Series BC-1P-42-048

### CONCHO COUNTY, TEX.

Retail, wholesale, and service establishments located in Concho County, Texas, showed a substantial expansion in dollar volume of trade from 1939 to 1948 according to preliminary figures from the 1948 Census of Business released today by the Bureau of the Census, U. S. Department of Commerce.

Retail sales in the county during 1948 aggregated \$3.5 million, an increase of 192 percent over the \$1.2 million in 1939, when the preceding Census of Business was taken. Wholesale sales in the county reached a total of \$1.4 million in 1948 as compared with \$1.1 million in 1939. The service trades included in the Census of Business recorded receipts totaling \$125,000 in 1948 compared with \$35,000 in 1939.

Employment in the county also rose over the 9-year period between 1939 and 1948 for the above trades. Establishments in these trades reported a combined total of 169 paid employees for the workweek ended nearest November 15, 1948. This compared with a total of 125 employees reported for the week of November 15, 1939.

These preliminary figures have been derived from a Census report on Concho County, Texas. Final figures, superseding the preliminary data for Concho County, will be included in a Bulletin for the State of Texas to be issued in several months. Similar data will be made available this year in preliminary and final form for each of the counties and States. A single copy of the preliminary release for Concho County as well as an order blank for other area releases may be obtained by writing to the Bureau of the Census, Washington 25, D. C.

Table 1.—CENSUS OF BUSINESS PRELIMINARY RESULTS FOR 1948, BY TRADE GROUP  
CONCHO COUNTY, TEX.

Trade group and kind of business	Number of establishments	1948 sales and receipts (Thousand dollars)	Active proprietors of unincorporated businesses Nov. 1948	Paid employees, workweek ended nearest Nov. 15, 1948	
				Total employees <sup>1</sup>	Full workweek employees
RETAIL TRADE, total.....	87	3,491	86	141	125
Food group.....	17	698	16	14	11
Eating and drinking places.....	21	397	22	33	31
Gasoline service stations.....	14	375	14	19	18
All other retail stores.....	35	2,021	34	75	65
WHOLESALE TRADE.....	8	1,374	9	9	x
SELECTED SERVICE TRADES, <sup>2/</sup> total.....	22	125	26	19	16
Personal services.....	13	62	16	16	13
All other service trades.....	9	63	10	3	3

x Not available.

<sup>1/</sup> Includes employees paid for less than the full workweek.

<sup>2/</sup> See General Description on last page for changes from the 1939 Census of Business in the coverage of Service Trades.

E  
S

1  
5  
2  
x

## GENERAL DESCRIPTION OF PRELIMINARY RELEASES FOR THE 1948 CENSUS OF BUSINESS

This series of releases, of which one is planned for each county in the United States, presents preliminary results of the 1948 Census of Business. The information is based on reports submitted by business establishments for that Census. The figures shown are preliminary, and are subject to revision in the final Census publications, but the changes are expected to be relatively minor with respect to coverage. The final Census figures will be issued in a series of Business Census bulletins which will show additional detailed kind-of-business information for all places where there are a sufficient number of establishments.

The 1948 Census of Business was taken under the provision of the Act of June 19, 1948, which provides that the Business Census be taken for 1948 and for each fifth year thereafter. Previous Business Censuses were taken for the years 1929, 1933, 1935, and 1939.

*Scope of the Census.*—The 1948 Census of Business covered all establishments in the following trades, as defined by the Standard Industrial Classification Manual, May 1949 issue, of the Executive Office of the President: all retail trades; all wholesale trades; all service trades in the following four groups—personal services, business services, automobile repairs and services, and miscellaneous repair services; hotels; tourist courts and camps; and amusements, including motion picture theaters. Some important services not covered are radio broadcasting and television, medical and health, legal, educational, nonprofit, accounting, and domestic services.

This coverage is similar to that of the 1939 Business Census. However, "custom trades" and "services incidental to transportation," which are no longer included in the standard classification of the service trades, are not covered by the 1948 Census. In a number of localities, these exclusions as well as other changes in the standard classification may have a considerable effect in comparing

1948 with 1939 data, particularly with respect to establishment count.

*Establishment definition.*—For Census purposes, a business establishment is defined to include only enterprises conducted from a recognizable place of business, provided that the annual sales were in excess of \$5,000 for a wholesale trade establishment and \$500 for establishments in other trades. A detailed analysis of coverage will be provided in future Census of Business publications.

"Number of establishments" is the number of separate business locations, rather than the number of business companies or organizations, since the Census figures represent information reported separately for each business location or establishment. The establishment count reflects the number of places in business at the end of 1948 excluding administrative and executive offices of multiunit organizations, and "chain store" warehouses.

*Sales and receipts.*—"1948 sales and receipts" represents sales of merchandise and receipts from repairs and other services to customers. The figures reflect deductions for returned goods and allowances, but not for trade-in allowances; they exclude sales and excise taxes collected from customers and paid directly to any taxing agency.

*Proprietors.*—"Active proprietors..." represents owners and partners of unincorporated businesses who devoted the major portion of their time to the business in November 1948.

*Employment.*—"Number of paid employees..." represents all employees on the pay roll for the pay period ending nearest November 15, 1948. "Full workweek" employees, whether regular or seasonal, are those who in the November 15 pay period were paid for working at least the number of hours typically worked in a week by employees of the reporting establishment.

# 1948 CENSUS OF BUSINESS

RETAIL, WHOLESALE, SERVICE TRADES

U. S. DEPARTMENT OF COMMERCE  
BUREAU OF THE CENSUS

## PRELIMINARY

For Release May 15, 1950

Release Series BC-1P-42-049

### COOKE COUNTY, TEX.

Retail, wholesale, and service establishments located in Cooke County, Texas, showed a substantial expansion in dollar volume of trade from 1939 to 1948 according to preliminary figures from the 1948 Census of Business released today by the Bureau of the Census, U. S. Department of Commerce.

Retail sales in the county during 1948 aggregated \$18.5 million, an increase of 219 percent over the \$5.8 million in 1939, when the preceding Census of Business was taken. Wholesale sales in the county reached a total of \$7.3 million in 1948 as compared with \$3.5 million in 1939. The service trades included in the Census of Business recorded receipts totaling \$893,000 in 1948 compared with \$251,000 in 1939.

Employment in the county also rose over the 9-year period between 1939 and 1948 for the above trades. Establishments in these trades reported a combined total of 1,301 paid employees for the workweek ended nearest November 15, 1948. This compared with a total of 1,051 employees reported for the week of November 15, 1939.

These preliminary figures have been derived from a Census report on Cooke County, Texas, which also includes data for the city of Gainesville. Final figures, superseding the preliminary data for Cooke County, will be included in a Bulletin for the State of Texas to be issued in several months. Similar data will be made available this year in preliminary and final form for each of the counties and States. A single copy of the preliminary release for Cooke County as well as an order blank for other area releases may be obtained by writing to the Bureau of the Census, Washington 25, D. C.

Table 1.—CENSUS OF BUSINESS PRELIMINARY RESULTS FOR 1948, BY TRADE GROUP  
COOKE COUNTY, TEX.

Trade group and kind of business	Number of establishments	1948 sales and receipts (Thousand dollars)	Active proprietors of unincorporated businesses Nov. 1948	Paid employees, workweek ended nearest Nov. 15, 1948	
				Total employees <sup>1</sup>	Full workweek employees
RETAIL TRADE, total.....	307	18,453	323	989	812
Food group.....	92	4,020	97	107	82
Eating and drinking places.....	30	679	33	166	123
General merchandise grp, general stores.....	9	1,629	6	129	85
Apparel group.....	19	1,035	19	58	48
Furniture-home furnishgs-appliance grp.....	17	934	16	57	46
Automotive group.....	32	4,240	35	155	148
Gasoline service stations.....	45	1,497	48	73	66
Lumber-building-hardware group.....	25	2,626	25	135	122
Drug and proprietary stores.....	10	688	13	64	57
All other retail stores.....	28	1,105	31	45	35
WHOLESALE TRADE, total.....	30	7,346	27	183	x
Merchant wholesalers.....	15	3,451	12	98	x
Other types of wholesale.....	15	3,895	15	85	x
SELECTED SERVICE TRADES, <sup>2</sup> /total.....	89	893	108	129	119
Personal services.....	50	591	62	112	103
All other service trades.....	39	302	46	17	16
TOURIST COURTS AND CAMPS.....	10	86	7	5	3

x Not available.

<sup>1</sup>/ Includes employees paid for less than the full workweek.

<sup>2</sup>/ See General Description on last page for changes from the 1939 Census of Business in the coverage of Service Trades.

Table 2.—CENSUS OF BUSINESS PRELIMINARY RESULTS FOR 1948 FOR CITIES OF 2,500 INHABITANTS OR MORE

COOKE COUNTY, TEX.

(Data omitted for trade groups where necessary to avoid disclosure)

City and trade group <sup>1</sup>	Number of establishments	1948 sales and receipts (Thousand dollars)	Active proprietors of unincorporated businesses Nov. 1948	Paid employees, workweek ended nearest Nov. 15, 1948	
				Total employees <sup>2</sup>	Full workweek employees
<b>Gainesville:</b>					
Retail trade.....	228	16,028	244	901	751
Wholesale trade.....	25	5,554	21	154	x
Selected service trades....	69	759	83	124	117
Tourist courts and camps...	10	86	7	5	3
<b>Remainder of county:</b>					
Retail trade.....	79	2,425	79	88	61
Wholesale trade.....	5	1,792	6	29	x
Selected service trades....	20	134	25	5	2

x Not available.

1/ See General Description on this page for changes from the 1939 Census of Business in the coverage of Service Trades.

2/ Includes employees paid for less than the full workweek.

GENERAL DESCRIPTION OF PRELIMINARY RELEASES FOR THE 1948 CENSUS OF BUSINESS

This series of releases, of which one is planned for each county in the United States, presents preliminary results of the 1948 Census of Business. The information is based on reports submitted by business establishments for that Census. The figures shown are preliminary, and are subject to revision in the final Census publications, but the changes are expected to be relatively minor with respect to coverage. The final Census figures will be issued in a series of Business Census bulletins which will show additional detailed kind-of-business information for all places where there are a sufficient number of establishments.

The 1948 Census of Business was taken under the provision of the Act of June 19, 1948, which provides that the Business Census be taken for 1948 and for each fifth year thereafter. Previous Business Censuses were taken for the years 1929, 1933, 1935, and 1939.

**Scope of the Census.**—The 1948 Census of Business covered all establishments in the following trades, as defined by the Standard Industrial Classification Manual, May 1949 issue, of the Executive Office of the President: all retail trades; all wholesale trades; all service trades in the following four groups—personal services, business services, automobile repairs and services, and miscellaneous repair services; hotels; tourist courts and camps; and amusements, including motion picture theaters. Some important services not covered are radio broadcasting and television, medical and health, legal, educational, nonprofit, accounting, and domestic services.

This coverage is similar to that of the 1939 Business Census. However, "custom trades" and "services incidental to transportation," which are no longer included in the standard classification of the service trades, are not covered by the 1948 Census. In a number of localities, these exclusions as well as

other changes in the standard classification may have a considerable effect in comparing 1948 with 1939 data, particularly with respect to establishment count.

**Establishment definition.**—For Census purposes, a business establishment is defined to include only enterprises conducted from a recognizable place of business, provided that the annual sales were in excess of \$5,000 for a wholesale trade establishment and \$500 for establishments in other trades. A detailed analysis of coverage will be provided in future Censuses of Business publications.

"Number of establishments" is the number of separate business locations, rather than the number of business companies or organizations, since the Census figures represent information reported separately for each business location or establishment. The establishment count reflects the number of places in business at the end of 1948 excluding administrative and executive offices of multinational organizations, and "chain store" warehouses.

**Sales and receipts.**—"1948 sales and receipts" represents sales of merchandise and receipts from repairs and other services to customers. The figures reflect deductions for returned goods and allowances, but not for trade-in allowances; they exclude sales and excise taxes collected from customers and paid directly to any taxing agency.

**Proprietors.**—"Active proprietors..." represents owners and partners of unincorporated businesses who devoted the major portion of their time to the business in November 1948.

**Employment.**—"Number of paid employees..." represents all employees on the pay roll for the pay period ending nearest November 15, 1948. "Full workweek" employees, whether regular or seasonal, are those who in the November 15 pay period were paid for working at least the number of hours typically worked in a week by employees of the reporting establishment.

# 1948 CENSUS OF BUSINESS

RETAIL, WHOLESALE, SERVICE TRADES

U. S. DEPARTMENT OF COMMERCE  
BUREAU OF THE CENSUS

## PRELIMINARY

For Release May 15, 1950

Release Series BC-1P-42-050

### CORYELL COUNTY, TEX.

Retail, wholesale, and service establishments located in Coryell County, Texas, showed a substantial expansion in dollar volume of trade from 1939 to 1948 according to preliminary figures from the 1948 Census of Business released today by the Bureau of the Census, U. S. Department of Commerce.

Retail sales in the county during 1948 aggregated \$7.8 million, an increase of 200 percent over the \$2.6 million in 1939, when the preceding Census of Business was taken. Wholesale sales in the county reached a total of \$5.1 million in 1948 as compared with \$1.6 million in 1939. The service trades included in the Census of Business recorded receipts totaling \$483,000 in 1948 compared with \$149,000 in 1939.

Employment in the county also rose over the 9-year period between 1939 and 1948 for the above trades. Establishments in these trades reported a combined total of 494 paid employees for the workweek ended nearest November 15, 1948. This compared with a total of 371 employees reported for the week of November 15, 1939.

These preliminary figures have been derived from a Census report on Coryell County, Texas, which also includes data for the city of Gatesville. Final figures, superseding the preliminary data for Coryell County, will be included in a Bulletin for the State of Texas to be issued in several months. Similar data will be made available this year in preliminary and final form for each of the counties and States. A single copy of the preliminary release for Coryell County as well as an order blank for other area releases may be obtained by writing to the Bureau of the Census, Washington 25, D. C.

Table 1.—CENSUS OF BUSINESS PRELIMINARY RESULTS FOR 1948, BY TRADE GROUP

### CORYELL COUNTY, TEX.

Trade group and kind of business	Number of establishments	1948 sales and receipts (Thousand dollars)	Active proprietors of unincorporated businesses Nov. 1948	Paid employees, workweek ended nearest Nov. 15, 1948	
				Total employees <sup>1</sup>	Full workweek employees
RETAIL TRADE, total.....	209	7,793	205	366	209
Food group.....	79	2,350	80	42	30
Eating and drinking places.....	14	240	14	50	37
General merchandise grp, general stores.	9	624	8	58	50
Furniture-home furnishgs-appliance grp.	8	436	7	30	25
Automotive group.....	18	1,544	18	49	48
Gasoline service stations.....	35	406	35	23	17
Lumber-building-hardware group.....	20	1,134	15	54	42
Drug and proprietary stores.....	6	241	7	25	20
All other retail stores.....	20	818	21	35	30
WHOLESALE TRADE.....	12	5,086	11	61	x
SELECTED SERVICE TRADES, <sup>2</sup> /total.....	78	483	82	67	60
Personal services.....	40	219	42	39	37
All other service trades.....	38	264	40	28	23

x Not available.

<sup>1</sup>/ Includes employees paid for less than the full workweek.

<sup>2</sup>/ See General Description on last page for changes from the 1939 Census of Business in the coverage of Service Trades.

Table 2.—CENSUS OF BUSINESS PRELIMINARY RESULTS FOR 1948 FOR CITIES OF 2,500 INHABITANTS OR MORE

CORYELL COUNTY, TEX.

(Data omitted for trade groups where necessary to avoid disclosure)

City and trade group <sup>1</sup>	Number of establishments	1948 sales and receipts (Thousand dollars)	Active proprietors of unincorporated businesses Nov. 1948	Paid employees, workweek ended nearest Nov. 15, 1948	
				Total employees <sup>2</sup>	Full workweek employees
Gatesville:					
Retail trade.....	94	5,642	94	301	261
Selected service trades....	38	302	39	47	42
Remainder of county:					
Retail trade.....	115	2,151	111	65	38
Selected service trades....	40	181	43	20	18

1/ See General Description on this page for changes from the 1939 Census of Business in the coverage of Service Trades.

2/ Includes employees paid for less than the full workweek.

GENERAL DESCRIPTION OF PRELIMINARY RELEASES FOR THE 1948 CENSUS OF BUSINESS

This series of releases, of which one is planned for each county in the United States, presents preliminary results of the 1948 Census of Business. The information is based on reports submitted by business establishments for that Census. The figures shown are preliminary, and are subject to revision in the final Census publications, but the changes are expected to be relatively minor with respect to coverage. The final Census figures will be issued in a series of Business Census bulletins which will show additional detailed kind-of-business information for all places where there are a sufficient number of establishments.

The 1948 Census of Business was taken under the provision of the Act of June 19, 1948, which provides that the Business Census be taken for 1948 and for each fifth year thereafter. Previous Business Censuses were taken for the years 1929, 1933, 1935, and 1939.

**Scope of the Census.**—The 1948 Census of Business covered all establishments in the following trades, as defined by the Standard Industrial Classification Manual, May 1949 issue, of the Executive Office of the President: all retail trades; all wholesale trades; all service trades in the following four groups—personal services, business services, automobile repairs and services, and miscellaneous repair services; hotels; tourist courts and camps; and amusements, including motion picture theaters. Some important services not covered are radio broadcasting and television, medical and health, legal, educational, nonprofit, accounting, and domestic services.

This coverage is similar to that of the 1939 Business Census. However, "custom trades" and "services incidental to transportation," which are no longer included in the standard classification of the service trades, are not covered by the 1948 Census. In a number of localities, these exclusions as well as

other changes in the standard classification may have a considerable effect in comparing 1948 with 1939 data, particularly with respect to establishment count.

**Establishment definition.**—For Census purposes, a business establishment is defined to include only enterprises conducted from a recognizable place of business, provided that the annual sales were in excess of \$5,000 for a wholesale trade establishment and \$500 for establishments in other trades. A detailed analysis of coverage will be provided in future Censuses of Business publications.

"Number of establishments" is the number of separate business locations, rather than the number of business companies or organizations, since the Census figures represent information reported separately for each business location or establishment. The establishment count reflects the number of places in business at the end of 1948 excluding administrative and executive offices of multiunit organizations, and "chain store" warehouses.

**Sales and receipts.**—"1948 sales and receipts" represents sales of merchandise and receipts from repairs and other services to customers. The figures reflect deductions for returned goods and allowances, but not for trade-in allowances; they exclude sales and excise taxes collected from customers and paid directly to any taxing agency.

**Proprietors.**—"Active proprietors..." represents owners and partners of unincorporated businesses who devoted the major portion of their time to the business in November 1948.

**Employment.**—"Number of paid employees..." represents all employees on the pay roll for the pay period ending nearest November 15, 1948. "Full workweek" employees, whether regular or seasonal, are those who in the November 15 pay period were paid for working at least the number of hours typically worked in a week by employees of the reporting establishment.

# 1948 CENSUS OF BUSINESS

RETAIL, WHOLESALE, SERVICE TRADES

U. S. DEPARTMENT OF COMMERCE  
BUREAU OF THE CENSUS

## PRELIMINARY

For Release May 1, 1950

Release Series BC-1P-42-051

### COTTLE COUNTY, TEX.

Retail, wholesale, and service establishments located in Cottle County, Texas, showed a substantial expansion in dollar volume of trade from 1939 to 1948 according to preliminary figures from the 1948 Census of Business released today by the Bureau of the Census, U. S. Department of Commerce.

Retail sales in the county during 1948 aggregated \$5.5 million, an increase of 175 percent over the \$2.0 million in 1939, when the preceding Census of Business was taken. Wholesale sales in the county reached a total of \$1.4 million in 1948 as compared with \$0.5 million in 1939. The service trades included in the Census of Business recorded receipts totaling \$346,000 in 1948 compared with \$107,000 in 1939.

Employment in the county also rose over the 9-year period between 1939 and 1948 for the above trades. Establishments in these trades reported a combined total of 395 paid employees for the workweek ended nearest November 15, 1948. This compared with a total of 288 employees reported for the week of November 15, 1939.

These preliminary figures have been derived from a Census report on Cottle County, Texas, which also includes data for the city of Paducah. Final figures, superseding the preliminary data for Cottle County, will be included in a Bulletin for the State of Texas to be issued in several months. Similar data will be made available this year in preliminary and final form for each of the counties and States. A single copy of the preliminary release for Cottle County as well as an order blank for other area releases may be obtained by writing to the Bureau of the Census, Washington 25, D. C.

Table 1.—CENSUS OF BUSINESS PRELIMINARY RESULTS FOR 1948, BY TRADE GROUP

### COTTLE COUNTY, TEX.

Trade group and kind of business	Number of establishments	1948 sales and receipts (Thousand dollars)	Active proprietors of unincorporated businesses Nov. 1948	Paid employees, workweek ended nearest Nov. 15, 1948	
				Total employees <sup>1</sup>	Full workweek employees
RETAIL TRADE, total.....	88	5,507	88	332	231
Food group.....	22	1,407	26	51	36
Eating and drinking places.....	7	120	7	49	28
Gasoline service stations.....	16	573	17	29	28
All other retail stores.....	43	3,407	38	203	139
WHOLESALE TRADE.....	9	1,424	8	28	x
SELECTED SERVICE TRADES, <sup>2/</sup> total.....	24	346	27	35	34
Personal services.....	12	162	15	21	20
All other service trades.....	12	184	12	14	14

x Not available.

1/ Includes employees paid for less than the full workweek.

2/ See General Description on last page for changes from the 1939 Census of Business in the coverage of Service Trades.

Table 2.—CENSUS OF BUSINESS PRELIMINARY RESULTS FOR 1948 FOR CITIES OF 2,500 INHABITANTS OR MORE

COTTLLE COUNTY, TEX.

(Data omitted for trade groups where necessary to avoid disclosure)

City and trade group <sup>1</sup>	Number of establishments	1948 sales and receipts (Thousand dollars)	Active proprietors of unincorporated businesses Nov. 1948	Paid employees, workweek ended nearest Nov. 15, 1948	
				Total employees <sup>2</sup>	Full workweek employees
Paducah:					
Retail trade.....	81	5,383	80	315	221
Selected service trades....	24	346	27	35	34
Remainder of county:					
Retail trade.....	7	124	8	17	10

1/ See General Description on this page for changes from the 1939 Census of Business in the coverage of Service Trades.

2/ Includes employees paid for less than the full workweek.

GENERAL DESCRIPTION OF PRELIMINARY RELEASES FOR THE 1948 CENSUS OF BUSINESS

This series of releases, of which one is planned for each county in the United States, presents preliminary results of the 1948 Census of Business. The information is based on reports submitted by business establishments for that Census. The figures shown are preliminary, and are subject to revision in the final Census publications, but the changes are expected to be relatively minor with respect to coverage. The final Census figures will be issued in a series of Business Census bulletins which will show additional detailed kind-of-business information for all places where there are a sufficient number of establishments.

The 1948 Census of Business was taken under the provision of the Act of June 19, 1948, which provides that the Business Census be taken for 1948 and for each fifth year thereafter. Previous Business Censuses were taken for the years 1929, 1933, 1935, and 1939.

**Scope of the Census.**—The 1948 Census of Business covered all establishments in the following trades, as defined by the Standard Industrial Classification Manual, May 1949 issue, of the Executive Office of the President: all retail trades; all wholesale trades; all service trades in the following four groups—personal services, business services, automobile repairs and services, and miscellaneous repair services; hotels; tourist courts and camps; and amusements, including motion picture theaters. Some important services not covered are radio broadcasting and television, medical and health, legal, educational, nonprofit, accounting, and domestic services.

This coverage is similar to that of the 1939 Business Census. However, "custom trades" and "services incidental to transportation," which are no longer included in the standard classification of the service trades, are not covered by the 1948 Census. In a number of localities, these exclusions as well as

other changes in the standard classification may have a considerable effect in comparing 1948 with 1939 data, particularly with respect to establishment count.

**Establishment definition.**—For Census purposes, a business establishment is defined to include only enterprises conducted from a recognizable place of business, provided that the annual sales were in excess of \$5,000 for a wholesale trade establishment and \$500 for establishments in other trades. A detailed analysis of coverage will be provided in future Census of Business publications.

"Number of establishments" is the number of separate business locations, rather than the number of business companies or organizations, since the Census figures represent information reported separately for each business location or establishment. The establishment count reflects the number of places in business at the end of 1948 excluding administrative and executive offices of multiunit organizations, and "chain store" warehouses.

**Sales and receipts.**—"1948 sales and receipts" represents sales of merchandise and receipts from repairs and other services to customers. The figures reflect deductions for returned goods and allowances, but not for trade-in allowances; they exclude sales and excise taxes collected from customers and paid directly to any taxing agency.

**Proprietors.**—"Active proprietors..." represents owners and partners of unincorporated businesses who devoted the major portion of their time to the business in November 1948.

**Employment.**—"Number of paid employees..." represents all employees on the pay roll for the pay period ending nearest November 15, 1948. "Full workweek" employees, whether regular or seasonal, are those who in the November 15 pay period were paid for working at least the number of hours typically worked in a week by employees of the reporting establishment.



# 1948 CENSUS OF BUSINESS

RETAIL, WHOLESALE, SERVICE TRADES

U. S. DEPARTMENT OF COMMERCE  
BUREAU OF THE CENSUS

## PRELIMINARY

For Release April 27, 1950

Release Series BC-1P-42-052

### CRANE COUNTY, TEX.

Retail and service establishments located in Crane County, Texas, showed a substantial expansion in dollar volume of trade from 1939 to 1948 according to preliminary figures from the 1948 Census of Business released today by the Bureau of the Census, U. S. Department of Commerce.

Retail sales in the county during 1948 aggregated \$3.0 million, an increase of 233 percent over the \$0.9 million in 1939, when the preceding Census of Business was taken. The service trades included in the Census of Business recorded receipts totaling \$87,000 in 1948 compared with \$41,000 in 1939.

Employment in the county also rose over the 9-year period between 1939 and 1948 for the above trades. Establishments in these trades reported a combined total of 141 paid employees for the workweek ended nearest November 15, 1948. This compared with a total of 96 employees reported for the week of November 15, 1939.

These preliminary figures have been derived from a Census report on Crane County, Texas. Final figures, superseding the preliminary data for Crane County, will be included in a Bulletin for the State of Texas to be issued in several months. Similar data will be made available this year in preliminary and final form for each of the counties and States. A single copy of the preliminary release for Crane County as well as an order blank for other area releases may be obtained by writing to the Bureau of the Census, Washington 25, D. C.

Table 1.—CENSUS OF BUSINESS PRELIMINARY RESULTS FOR 1948, BY TRADE GROUP  
CRANE COUNTY, TEX.

Trade group and kind of business	Number of establishments	1948 sales and receipts (Thousand dollars)	Active proprietors of unincorporated businesses Nov. 1948	Paid employees, workweek ended nearest Nov. 15, 1948	
				Total employees <sup>1</sup>	Full workweek employees
RETAIL TRADE, total.....	49	3,000	51	124	102
Food group.....	9	654	8	20	15
Eating and drinking places.....	6	167	7	19	19
Gasoline service stations.....	7	332	8	15	13
All other retail stores.....	27	1,847	28	70	55
SELECTED SERVICE TRADES <sup>2/</sup> .....	15	87	19	17	13

<sup>1/</sup> Includes employees paid for less than the full workweek.

<sup>2/</sup> See General Description on last page for changes from the 1939 Census of Business in the coverage of Service Trades.

E  
S

1  
6  
5  
2  
x

GENERAL DESCRIPTION OF PRELIMINARY RELEASES FOR THE  
1948 CENSUS OF BUSINESS

This series of releases, of which one is planned for each county in the United States, presents preliminary results of the 1948 Census of Business. The information is based on reports submitted by business establishments for that Census. The figures shown are preliminary, and are subject to revision in the final Census publications, but the changes are expected to be relatively minor with respect to coverage. The final Census figures will be issued in a series of Business Census bulletins which will show additional detailed kind-of-business information for all places where there are a sufficient number of establishments.

The 1948 Census of Business was taken under the provision of the Act of June 19, 1948, which provides that the Business Census be taken for 1948 and for each fifth year thereafter. Previous Business Censuses were taken for the years 1929, 1933, 1935, and 1939.

*Scope of the Census.*—The 1948 Census of Business covered all establishments in the following trades, as defined by the Standard Industrial Classification Manual, May 1949 issue, of the Executive Office of the President: all retail trades; all wholesale trades; all service trades in the following four groups—personal services, business services, automobile repairs and services, and miscellaneous repair services; hotels; tourist courts and camps; and amusements, including motion picture theaters. Some important services not covered are radio broadcasting and television, medical and health, legal, educational, nonprofit, accounting, and domestic services.

This coverage is similar to that of the 1939 Business Census. However, "custom trades" and "services incidental to transportation," which are no longer included in the standard classification of the service trades, are not covered by the 1948 Census. In a number of localities, these exclusions as well as other changes in the standard classification may have a considerable effect in comparing

1948 with 1939 data, particularly with respect to establishment count.

*Establishment definition.*—For Census purposes, a business establishment is defined to include only enterprises conducted from a recognizable place of business, provided that the annual sales were in excess of \$5,000 for a wholesale trade establishment and \$500 for establishments in other trades. A detailed analysis of coverage will be provided in future Census of Business publications.

"Number of establishments" is the number of separate business locations, rather than the number of business companies or organizations, since the Census figures represent information reported separately for each business location or establishment. The establishment count reflects the number of places in business at the end of 1948 excluding administrative and executive offices of multiunit organizations, and "chain store" warehouses.

*Sales and receipts.*—"1948 sales and receipts" represents sales of merchandise and receipts from repairs and other services to customers. The figures reflect deductions for returned goods and allowances, but not for trade-in allowances; they exclude sales and excise taxes collected from customers and paid directly to any taxing agency.

*Proprietors.*—"Active proprietors..." represents owners and partners of unincorporated businesses who devoted the major portion of their time to the business in November 1948.

*Employment.*—"Number of paid employees..." represents all employees on the pay roll for the pay period ending nearest November 15, 1948. "Full workweek" employees, whether regular or seasonal, are those who in the November 15 pay period were paid for working at least the number of hours typically worked in a week by employees of the reporting establishment.

# 1948 CENSUS OF BUSINESS

RETAIL, WHOLESALE, SERVICE TRADES

U. S. DEPARTMENT OF COMMERCE  
BUREAU OF THE CENSUS

## PRELIMINARY

For Release May 1, 1950

Release Series BC-1P-42-053

### CROCKETT COUNTY, TEX.

Retail and service establishments located in Crockett County, Texas, showed a substantial expansion in dollar volume of trade from 1939 to 1948 according to preliminary figures from the 1948 Census of Business released today by the Bureau of the Census, U. S. Department of Commerce.

Retail sales in the county during 1948 aggregated \$3.7 million, an increase of 208 percent over the \$1.2 million in 1939, when the preceding Census of Business was taken. The service trades included in the Census of Business recorded receipts totaling \$120,000 in 1948 compared with \$55,000 in 1939.

Employment in the county also rose over the 9-year period between 1939 and 1948 for the above trades. Establishments in these trades reported a combined total of 206 paid employees for the workweek ended nearest November 15, 1948. This compared with a total of 139 employees reported for the week of November 15, 1939.

These preliminary figures have been derived from a Census report on Crockett County, Texas. Final figures, superseding the preliminary data for Crockett County, will be included in a Bulletin for the State of Texas to be issued in several months. Similar data will be made available this year in preliminary and final form for each of the counties and States. A single copy of the preliminary release for Crockett County as well as an order blank for other area releases may be obtained by writing to the Bureau of the Census, Washington 25, D. C.

Table 1.—CENSUS OF BUSINESS PRELIMINARY RESULTS FOR 1948, BY TRADE GROUP  
CROCKETT COUNTY, TEX.

Trade group and kind of business	Number of establishments	1948 sales and receipts (Thousand dollars)	Active proprietors of unincorporated businesses Nov. 1948	Paid employees, workweek ended nearest Nov. 15, 1948	
				Total employees <sup>1</sup>	Full workweek employees
RETAIL TRADE total.....	44	3,739	46	178	153
Food group.....	16	870	18	19	17
Eating and drinking places.....	5	221	5	40	35
All other retail stores.....	23	2,648	23	119	101
SELECTED SERVICE TRADES <sup>2/</sup> .....	11	120	10	28	23

<sup>1/</sup> Includes employees paid for less than the full workweek.

<sup>2/</sup> See General Description on last page for changes from the 1939 Census of Business in the coverage of Service Trades.

90574

E S  
b  
t  
c  
x  
1  
6  
5  
2  
x

## GENERAL DESCRIPTION OF PRELIMINARY RELEASES FOR THE 1948 CENSUS OF BUSINESS

This series of releases, of which one is planned for each county in the United States, presents preliminary results of the 1948 Census of Business. The information is based on reports submitted by business establishments for that Census. The figures shown are preliminary, and are subject to revision in the final Census publications, but the changes are expected to be relatively minor with respect to coverage. The final Census figures will be issued in a series of Business Census bulletins which will show additional detailed kind-of-business information for all places where there are a sufficient number of establishments.

The 1948 Census of Business was taken under the provision of the Act of June 19, 1948, which provides that the Business Census be taken for 1948 and for each fifth year thereafter. Previous Business Censuses were taken for the years 1929, 1933, 1935, and 1939.

*Scope of the Census.*—The 1948 Census of Business covered all establishments in the following trades, as defined by the Standard Industrial Classification Manual, May 1949 issue, of the Executive Office of the President: all retail trades; all wholesale trades; all service trades in the following four groups—personal services, business services, automobile repairs and services, and miscellaneous repair services; hotels; tourist courts and camps; and amusements, including motion picture theaters. Some important services not covered are radio broadcasting and television, medical and health, legal, educational, nonprofit, accounting, and domestic services.

This coverage is similar to that of the 1939 Business Census. However, "custom trades" and "services incidental to transportation," which are no longer included in the standard classification of the service trades, are not covered by the 1948 Census. In a number of localities, these exclusions as well as other changes in the standard classification may have a considerable effect in comparing

1948 with 1939 data, particularly with respect to establishment count.

*Establishment definition.*—For Census purposes, a business establishment is defined to include only enterprises conducted from a recognizable place of business, provided that the annual sales were in excess of \$5,000 for a wholesale trade establishment and \$500 for establishments in other trades. A detailed analysis of coverage will be provided in future Census of Business publications.

"Number of establishments" is the number of separate business locations, rather than the number of business companies or organizations, since the Census figures represent information reported separately for each business location or establishment. The establishment count reflects the number of places in business at the end of 1948 excluding administrative and executive offices of multiunit organizations, and "chain store" warehouses.

*Sales and receipts.*—"1948 sales and receipts" represents sales of merchandise and receipts from repairs and other services to customers. The figures reflect deductions for returned goods and allowances, but not for trade-in allowances; they exclude sales and excise taxes collected from customers and paid directly to any taxing agency.

*Proprietors.*—"Active proprietors..." represents owners and partners of unincorporated businesses who devoted the major portion of their time to the business in November 1948.

*Employment.*—"Number of paid employees..." represents all employees on the pay roll for the pay period ending nearest November 15, 1948. "Full workweek" employees, whether regular or seasonal, are those who in the November 15 pay period were paid for working at least the number of hours typically worked in a week by employees of the reporting establishment.

# 1948 CENSUS OF BUSINESS

RETAIL, WHOLESALE, SERVICE TRADES

U. S. DEPARTMENT OF COMMERCE  
BUREAU OF THE CENSUS

## PRELIMINARY

For Release May 15, 1950

Release Series BC-1P-42-054

### CROSBY COUNTY, TEX.

Retail and wholesale establishments located in Crosby County, Texas, showed a substantial expansion in dollar volume of trade from 1939 to 1948 according to preliminary figures from the 1948 Census of Business released today by the Bureau of the Census, U. S. Department of Commerce.

Retail sales in the county during 1948 aggregated \$7.6 million, an increase of 280 percent over the \$2.0 million in 1939, when the preceding Census of Business was taken. Wholesale sales in the county reached a total of \$5.4 million in 1948 as compared with \$1.4 million in 1939.

Employment in the county also rose over the 9-year period between 1939 and 1948 for the above trades. Establishments in these trades reported a combined total of 477 paid employees for the workweek ended nearest November 15, 1948. This compared with a total of 216 employees reported for the week of November 15, 1939.

These preliminary figures have been derived from a Census report on Crosby County, Texas. Final figures, superseding the preliminary data for Crosby County, will be included in a Bulletin for the State of Texas to be issued in several months. Similar data will be made available this year in preliminary and final form for each of the counties and States. A single copy of the preliminary release for Crosby County as well as an order blank for other area releases may be obtained by writing to the Bureau of the Census, Washington 25, D. C.

Table 1.—CENSUS OF BUSINESS PRELIMINARY RESULTS FOR 1948, BY TRADE GROUP  
CROSBY COUNTY, TEX.

Trade group and kind of business	Number of establishments	1948 sales and receipts (Thousand dollars)	Active proprietors of unincorporated businesses Nov. 1948	Paid employees, workweek ended nearest Nov. 15, 1948	
				Total employees <sup>1</sup>	Full workweek employees
RETAIL TRADE, total.....	126	7,558	132	330	270
Food group.....	35	2,033	38	50	35
Eating and drinking places.....	12	310	12	50	46
Gasoline service stations.....	22	589	20	34	31
All other retail stores.....	57	4,626	62	196	158
WHOLESALE TRADE.....	33	5,434	23	147	x

x Not available.

<sup>1</sup>/ Includes employees paid for less than the full workweek.

## GENERAL DESCRIPTION OF PRELIMINARY RELEASES FOR THE 1948 CENSUS OF BUSINESS

This series of releases, of which one is planned for each county in the United States, presents preliminary results of the 1948 Census of Business. The information is based on reports submitted by business establishments for that Census. The figures shown are preliminary, and are subject to revision in the final Census publications, but the changes are expected to be relatively minor with respect to coverage. The final Census figures will be issued in a series of Business Census bulletins which will show additional detailed kind-of-business information for all places where there are a sufficient number of establishments.

The 1948 Census of Business was taken under the provision of the Act of June 19, 1948, which provides that the Business Census be taken for 1948 and for each fifth year thereafter. Previous Business Censuses were taken for the years 1929, 1933, 1935, and 1939.

*Scope of the Census.*—The 1948 Census of Business covered all establishments in the following trades, as defined by the Standard Industrial Classification Manual, May 1949 issue, of the Executive Office of the President: all retail trades; all wholesale trades; all service trades in the following four groups—personal services, business services, automobile repairs and services, and miscellaneous repair services; hotels; tourist courts and camps; and amusements, including motion picture theaters. Some important services not covered are radio broadcasting and television, medical and health, legal, educational, nonprofit, accounting, and domestic services.

This coverage is similar to that of the 1939 Business Census. However, "custom trades" and "services incidental to transportation," which are no longer included in the standard classification of the service trades, are not covered by the 1948 Census. In a number of localities, these exclusions as well as other changes in the standard classification may have a considerable effect in comparing

1948 with 1939 data, particularly with respect to establishment count.

*Establishment definition.*—For Census purposes, a business establishment is defined to include only enterprises conducted from a recognizable place of business, provided that the annual sales were in excess of \$5,000 for a wholesale trade establishment and \$500 for establishments in other trades. A detailed analysis of coverage will be provided in future Census of Business publications.

"Number of establishments" is the number of separate business locations, rather than the number of business companies or organizations, since the Census figures represent information reported separately for each business location or establishment. The establishment count reflects the number of places in business at the end of 1948 excluding administrative and executive offices of multiunit organizations, and "chain store" warehouses.

*Sales and receipts.*—"1948 sales and receipts" represents sales of merchandise and receipts from repairs and other services to customers. The figures reflect deductions for returned goods and allowances, but not for trade-in allowances; they exclude sales and excise taxes collected from customers and paid directly to any taxing agency.

*Proprietors.*—"Active proprietors..." represents owners and partners of unincorporated businesses who devoted the major portion of their time to the business in November 1948.

*Employment.*—"Number of paid employees..." represents all employees on the pay roll for the pay period ending nearest November 15, 1948. "Full workweek" employees, whether regular or seasonal, are those who in the November 15 pay period were paid for working at least the number of hours typically worked in a week by employees of the reporting establishment.

# 1948 CENSUS OF BUSINESS

RETAIL, WHOLESALE, SERVICE TRADES

U. S. DEPARTMENT OF COMMERCE  
BUREAU OF THE CENSUS

## PRELIMINARY

For Release April 27, 1950

Release Series BC-1P-42-055

### CULBERSON COUNTY, TEX.

Retail and service establishments located in Culberson County, Texas, showed a substantial expansion in dollar volume of trade from 1939 to 1948 according to preliminary figures from the 1948 Census of Business released today by the Bureau of the Census, U. S. Department of Commerce.

Retail sales in the county during 1948 aggregated \$2.0 million, an increase of 186 percent over the \$0.7 million in 1939, when the preceding Census of Business was taken. The service trades included in the Census of Business recorded receipts totaling \$48,000 in 1948 compared with \$16,000 in 1939.

Employment in the county also rose over the 9-year period between 1939 and 1948 for the above trades. Establishments in these trades reported a combined total of 115 paid employees for the workweek ended nearest November 15, 1948. This compared with a total of 77 employees reported for the week of November 15, 1939.

These preliminary figures have been derived from a Census report on Culberson County, Texas. Final figures, superseding the preliminary data for Culberson County, will be included in a Bulletin for the State of Texas to be issued in several months. Similar data will be made available this year in preliminary and final form for each of the counties and States. A single copy of the preliminary release for Culberson County as well as an order blank for other area releases may be obtained by writing to the Bureau of the Census, Washington 25, D. C.

Table 1.—CENSUS OF BUSINESS PRELIMINARY RESULTS FOR 1948, BY TRADE GROUP

### CULBERSON COUNTY, TEX.

Trade group and kind of business	Number of establishments	1948 sales and receipts (Thousand dollars)	Active proprietors of unincorporated businesses Nov. 1948	Paid employees, workweek ended nearest Nov. 15, 1948	
				Total employees <sup>1</sup>	Full workweek employees
RETAIL TRADE, total.....	60	2,017	51	114	101
Food group.....	7	394	5	10	7
Eating and drinking places.....	20	244	19	49	42
Gasoline service stations.....	16	529	14	22	22
All other retail stores.....	17	850	13	33	30
SELECTED SERVICE TRADES <sup>2/</sup> .....	8	48	9	1	1

<sup>1/</sup> Includes employees paid for less than the full workweek.

<sup>2/</sup> See General Description on last page for changes from the 1939 Census of Business in the coverage of Service Trades.

## GENERAL DESCRIPTION OF PRELIMINARY RELEASES FOR THE 1948 CENSUS OF BUSINESS

This series of releases, of which one is planned for each county in the United States, presents preliminary results of the 1948 Census of Business. The information is based on reports submitted by business establishments for that Census. The figures shown are preliminary, and are subject to revision in the final Census publications, but the changes are expected to be relatively minor with respect to coverage. The final Census figures will be issued in a series of Business Census bulletins which will show additional detailed kind-of-business information for all places where there are a sufficient number of establishments.

The 1948 Census of Business was taken under the provision of the Act of June 19, 1948, which provides that the Business Census be taken for 1948 and for each fifth year thereafter. Previous Business Censuses were taken for the years 1929, 1933, 1935, and 1939.

*Scope of the Census.*—The 1948 Census of Business covered all establishments in the following trades, as defined by the Standard Industrial Classification Manual, May 1949 issue, of the Executive Office of the President: all retail trades; all wholesale trades; all service trades in the following four groups—personal services, business services, automobile repairs and services, and miscellaneous repair services; hotels; tourist courts and camps; and amusements, including motion picture theaters. Some important services not covered are radio broadcasting and television, medical and health, legal, educational, nonprofit, accounting, and domestic services.

This coverage is similar to that of the 1939 Business Census. However, "custom trades" and "services incidental to transportation," which are no longer included in the standard classification of the service trades, are not covered by the 1948 Census. In a number of localities, these exclusions as well as other changes in the standard classification may have a considerable effect in comparing

1948 with 1939 data, particularly with respect to establishment count.

*Establishment definition.*—For Census purposes, a business establishment is defined to include only enterprises conducted from a recognizable place of business, provided that the annual sales were in excess of \$5,000 for a wholesale trade establishment and \$500 for establishments in other trades. A detailed analysis of coverage will be provided in future Census of Business publications.

"Number of establishments" is the number of separate business locations, rather than the number of business companies or organizations, since the Census figures represent information reported separately for each business location or establishment. The establishment count reflects the number of places in business at the end of 1948 excluding administrative and executive offices of multiunit organizations, and "chain store" warehouses.

*Sales and receipts.*—"1948 sales and receipts" represents sales of merchandise and receipts from repairs and other services to customers. The figures reflect deductions for returned goods and allowances, but not for trade-in allowances; they exclude sales and excise taxes collected from customers and paid directly to any taxing agency.

*Proprietors.*—"Active proprietors..." represents owners and partners of unincorporated businesses who devoted the major portion of their time to the business in November 1948.

*Employment.*—"Number of paid employees..." represents all employees on the pay roll for the pay period ending nearest November 15, 1948. "Full workweek" employees, whether regular or seasonal, are those who in the November 15 pay period were paid for working at least the number of hours typically worked in a week by employees of the reporting establishment.



# 1948 CENSUS OF BUSINESS

RETAIL, WHOLESALE, SERVICE TRADES

U. S. DEPARTMENT OF COMMERCE  
BUREAU OF THE CENSUS

## PRELIMINARY

For Release May 1, 1950

Release Series BC-1P-42-056

### DALLAM COUNTY, TEX.

Retail, wholesale, and service establishments located in Dallam County, Texas, showed a substantial expansion in dollar volume of trade from 1939 to 1948 according to preliminary figures from the 1948 Census of Business released today by the Bureau of the Census, U. S. Department of Commerce.

Retail sales in the county during 1948 aggregated \$9.9 million, an increase of 281 percent over the \$2.6 million in 1939, when the preceding Census of Business was taken. Wholesale sales in the county reached a total of \$10.2 million in 1948 as compared with \$0.8 million in 1939. The service trades included in the Census of Business recorded receipts totaling \$403,000 in 1948 compared with \$192,000 in 1939.

Employment in the county also rose over the 9-year period between 1939 and 1948 for the above trades. Establishments in these trades reported a combined total of 604 paid employees for the workweek ended nearest November 15, 1948. This compared with a total of 390 employees reported for the week of November 15, 1939.

These preliminary figures have been derived from a Census report on Dallam County, Texas, which also includes data for the part of the city of Dalhart located in Dallam County. Final figures, superseding the preliminary data for Dallam County, will be included in a Bulletin for the State of Texas to be issued in several months. Similar data will be made available this year in preliminary and final form for each of the counties and States. A single copy of the preliminary release for Dallam County as well as an order blank for other area releases may be obtained by writing to the Bureau of the Census, Washington 25, D. C.

Table 1.—CENSUS OF BUSINESS PRELIMINARY RESULTS FOR 1948, BY TRADE GROUP  
DALLAM COUNTY, TEX.

Trade group and kind of business	Number of establishments	1948 sales and receipts (Thousand dollars)	Active proprietors of unincorporated businesses Nov. 1948	Paid employees, workweek ended nearest Nov. 15, 1948	
				Total employees <sup>1</sup>	Full workweek employees
RETAIL TRADE, total.....	156	9,897	145	434	378
Food group.....	23	2,000	23	58	42
Eating and drinking places.....	28	539	25	75	71
General merchandise grp, general stores.	7	769	6	51	41
Apparel group.....	6	316	6	12	10
Furniture-home furnishgs-appliance grp.	7	263	6	13	13
Automotive group.....	19	2,238	21	78	75
Gasoline service stations.....	24	827	19	45	36
Lumber-building-hardware group.....	14	1,537	12	40	35
Drug and proprietary stores.....	6	388	6	30	27
All other retail stores.....	22	1,020	21	32	23
WHOLESALE TRADE, total.....	21	10,207	13	87	x
Merchant wholesalers.....	7	2,693	5	58	x
Other types of wholesale.....	14	7,514	8	29	x
SELECTED SERVICE TRADES, <sup>2</sup> /total.....	35	403	37	83	77
Personal services.....	23	301	25	72	68
All other service trades.....	12	102	12	11	9
TOURIST COURTS AND CAMPS.....	10	72	11	7	4

x Not available.

<sup>1</sup>/ Includes employees paid for less than the full workweek.

<sup>2</sup>/ See General Description on last page for changes from the 1939 Census of Business in the coverage of Service Trades.

... of business

Table 2.—CENSUS OF BUSINESS PRELIMINARY RESULTS FOR 1948 FOR CITIES OF 2,500 INHABITANTS OR MORE  
DALLAM COUNTY, TEX.

(Data omitted for trade groups where necessary to avoid disclosure)

City and trade group <sup>1</sup>	Number of establishments	1948 sales and receipts (Thousand dollars)	Active proprietors of unincorporated businesses Nov. 1948	Paid employees, workweek ended nearest Nov. 15, 1948	
				Total employees <sup>1</sup>	Full workweek employees
Dalhart (part):					
Retail trade.....	130	8,882	121	389	342
Remainder of county:					
Retail trade.....	26	1,015	24	45	36

<sup>1</sup>/ Includes employees paid for less than the full workweek.

GENERAL DESCRIPTION OF PRELIMINARY RELEASES FOR THE 1948 CENSUS OF BUSINESS

This series of releases, of which one is planned for each county in the United States, presents preliminary results of the 1948 Census of Business. The information is based on reports submitted by business establishments for that Census. The figures shown are preliminary, and are subject to revision in the final Census publications, but the changes are expected to be relatively minor with respect to coverage. The final Census figures will be issued in a series of Business Census bulletins which will show additional detailed kind-of-business information for all places where there are a sufficient number of establishments.

The 1948 Census of Business was taken under the provision of the Act of June 19, 1948, which provides that the Business Census be taken for 1948 and for each fifth year thereafter. Previous Business Censuses were taken for the years 1929, 1933, 1935, and 1939.

*Scope of the Census.*—The 1948 Census of Business covered all establishments in the following trades, as defined by the Standard Industrial Classification Manual, May 1949 issue, of the Executive Office of the President: all retail trades; all wholesale trades; all service trades in the following four groups—personal services, business services, automobile repairs and services, and miscellaneous repair services; hotels; tourist courts and camps; and amusements, including motion picture theaters. Some important services not covered are radio broadcasting and television, medical and health, legal, educational, nonprofit, accounting, and domestic services.

This coverage is similar to that of the 1939 Business Census. However, "custom trades" and "services incidental to transportation," which are no longer included in the standard classification of the service trades, are not covered by the 1948 Census. In a number of localities, these exclusions as well as other changes in the standard classification may have

a considerable effect in comparing 1948 with 1939 data, particularly with respect to establishment count.

*Establishment definition.*—For Census purposes, a business establishment is defined to include only enterprises conducted from a recognizable place of business, provided that the annual sales were in excess of \$5,000 for a wholesale trade establishment and \$500 for establishments in other trades. A detailed analysis of coverage will be provided in future Census of Business publications.

"Number of establishments" is the number of separate business locations, rather than the number of business companies or organizations, since the Census figures represent information reported separately for each business location or establishment. The establishment count reflects the number of places in business at the end of 1948 excluding administrative and executive offices of multiunit organizations, and "chain store" warehouses.

*Sales and receipts.*—"1948 sales and receipts" represents sales of merchandise and receipts from repairs and other services to customers. The figures reflect deductions for returned goods and allowances, but not for trade-in allowances; they exclude sales and excise taxes collected from customers and paid directly to any taxing agency.

*Proprietors.*—"Active proprietors..." represents owners and partners of unincorporated businesses who devoted the major portion of their time to the business in November 1948.

*Employment.*—"Number of paid employees..." represents all employees on the pay roll for the pay period ending nearest November 15, 1948. "Full workweek" employees, whether regular or seasonal, are those who in the November 15 pay period were paid for working at least the number of hours typically worked in a week by employees of the reporting establishment.

# 1948 CENSUS OF BUSINESS

RETAIL, WHOLESALE, SERVICE TRADES

U. S. DEPARTMENT OF COMMERCE  
BUREAU OF THE CENSUS

## PRELIMINARY

For Release May 29, 1950

Release Series BC-1P-04-037 <sup>057</sup>

### DALLAS COUNTY, TEX.

Retail, wholesale, and service establishments located in Dallas County, Texas, showed a substantial expansion in dollar volume of trade from 1939 to 1948 according to preliminary figures from the 1948 Census of Business released today by the Bureau of the Census, U. S. Department of Commerce.

Retail sales in the county during 1948 aggregated \$708,500,000, an increase of 276 percent over the \$188,500,000 sales in 1939, when the preceding Census of Business was taken. Wholesale sales volume in the county showed a 358 percent rise over the same period, reaching a total of \$2,197,600,000 in 1948 as compared with \$479,800,000 in 1939. The service trades included in the Census of Business reported receipts totaling \$59,500,000 in 1948 compared with \$15,300,000 in 1939. Amusement businesses in the county recorded receipts of \$10,500,000 in 1948. No comparable figure for 1939 is available.

Employment in the county also rose over the 9-year period between 1939 and 1948 for the trades covered by the Census of Business. Retail trade establishments reported 39,983 paid employees for the workweek ended nearest November 15, 1948. Of these, 34,869 worked the full week, and the remainder part of the week. The comparable total and full workweek figures for 1939 were 24,268 and 20,976. Wholesale trade establishments reported a total of 25,168 full- and part-week employees for the week of November 15, 1948, compared with 13,391 for the same week in 1939. For the selected service trades, November 15, 1948, paid employees numbered 10,183; the comparable figure for 1939, adjusted for change in scope between the two Censuses, was 6,663.

These preliminary figures have been derived from a Census report on Dallas County, Texas. The report also contains data for the cities of Dallas, Highland Park, and University Park.

Final figures, superseding the preliminary data for Dallas County, will be included in a Bulletin for the State of Texas to be issued in several months. Similar data will be made available this year in preliminary and final form for each of the counties and States. A single copy of the preliminary release for Dallas County as well as an order blank for other area releases may be obtained by writing to the Bureau of the Census, Washington 25, D. C.

91914

Table 1.—CENSUS OF BUSINESS PRELIMINARY RESULTS FOR 1948, BY TRADE GROUP  
DALLAS COUNTY, TEX.

Trade group and kind of business	Number of establishments	1948 sales and receipts (Thousand dollars)	Active proprietors of unincorporated businesses Nov. 1948	Paid employees, workweek ended nearest Nov. 15, 1948	
				Total employees <sup>1</sup>	Full workweek employees
RETAIL TRADE, total.....	5,928	708,545	5,421	39,983	34,869
Food group.....	1,306	129,708	1,168	3,913	2,945
Eating and drinking places.....	1,429	45,818	1,417	7,062	6,240
General merchandise grp, general stores.	233	156,338	162	11,658	9,828
Apparel group.....	336	63,283	251	2,978	2,553
Furniture-home furnishings-appliance grp.	312	37,075	296	2,977	2,871
Automotive group.....	274	119,049	267	3,088	2,961
Gasoline service stations.....	603	27,304	635	1,674	1,487
Lumber-building-hardware group.....	259	47,291	196	1,642	1,566
Drug and proprietary stores.....	219	23,325	198	1,772	1,562
All other retail stores.....	957	59,354	831	3,219	2,856
WHOLESALE TRADE, total.....	1,766	2,197,642	1,178	25,168	x
Merchant wholesalers, total.....	896	837,952	691	13,843	x
Groceries, foods.....	103	93,178	110	2,216	x
Dry goods, apparel.....	52	36,129	42	845	x
Hardware, elec'l, plum'g and heat'g..	97	70,416	67	1,774	x
Mach'y, equip't, industrial supplies..	212	76,605	132	2,268	x
Automotive parts, accessories.....	83	35,996	71	1,559	x
All other merchant wholesalers.....	349	525,628	269	5,181	x
Manufact'rs' sales branches, offices...	413	963,433	6	9,884	x
Petroleum bulk plants, terminals.....	27	25,732	44	279	x
Agents, brokers (merchandise).....	382	340,433	387	820	x
Assemblers of farm products.....	48	30,092	50	342	x
SELECTED SERVICE TRADES, <sup>2/</sup> total.....	2,655	59,521	2,677	10,183	9,288
Personal services.....	1,473	26,004	1,485	6,222	5,612
Business services.....	263	12,639	238	1,565	1,402
Automotive repairs and services.....	527	11,907	554	1,285	1,210
Other repair services.....	392	8,971	400	1,111	1,064
HOTELS.....	Data withheld to avoid disclosure.				
TOURIST COURTS AND CAMPS.....	82	1,958	66	279	272
AMUSEMENTS.....	201	10,501	127	1,329	x

x Not available.

<sup>1/</sup> Includes employees paid for less than the full workweek.

<sup>2/</sup> See General Description on last page for changes from the 1939 Census of Business in the coverage of Service Trades.

Table 2.—CENSUS OF BUSINESS PRELIMINARY RESULTS FOR 1948 FOR CITIES OF 2,500 INHABITANTS OR MORE

## DALLAS COUNTY, TEX.

(Data omitted for trade groups where necessary to avoid disclosure)

City and trade group <sup>1</sup>	Number of establishments	1948 sales and receipts (Thousand dollars)	Active proprietors of unincorporated businesses Nov. 1948	Paid employees, workweek ended nearest Nov. 15, 1948	
				Total employees <sup>2</sup>	Full workweek employees
<b>Dallas:</b>					
Retail trade.....	4,660	625,397	4,190	36,062	31,590
Wholesale trade.....	1,669	2,154,953	1,088	24,585	x
Selected service trades.....	2,214	54,190	2,213	9,282	8,482
Hotels.....	100	11,467	70	2,328	2,175
Tourist courts and camps.....	59	1,635	48	230	223
Amusements.....	158	8,997	88	1,127	x
<b>Highland Park:</b>					
Retail trade.....	51	10,203	35	559	455
Wholesale trade.....	7	10,691	4	17	x
Selected service trades.....	15	560	18	139	124
Amusements.....	Included with "Remainder of county"				
<b>University Park:</b>					
Retail trade.....	108	10,954	90	649	526
Wholesale trade.....	13	4,008	14	28	x
Selected service trades.....	54	1,311	49	234	222
Amusements.....	Included with "Remainder of county"				
<b>Remainder of county:</b> <sup>3/</sup>					
Retail trade.....	1,109	61,991	1,106	2,713	2,298
Wholesale trade.....	77	27,990	72	538	x
Selected service trades.....	372	3,460	397	528	460
Tourist courts and camps.....	23	323	18	49	49
Amusements.....	43	1,504	39	202	x

x Not available.

<sup>1/</sup> See General Description on last page for changes from the 1939 Census of Business in the coverage of Service Trades.<sup>2/</sup> Includes employees paid for less than the full workweek.<sup>3/</sup> Except as indicated above, includes figures for establishments, other than wholesale, not located in cities of 2,500 inhabitants or more, and wholesale establishments not located in cities of 5,000 inhabitants or more.

91914

## GENERAL DESCRIPTION OF PRELIMINARY RELEASES FOR THE 1948 CENSUS OF BUSINESS

This series of releases, of which one is planned for each county in the United States, presents preliminary results of the 1948 Census of Business. The information is based on reports submitted by business establishments for that Census. The figures shown are preliminary, and are subject to revision in the final Census publications, but the changes are expected to be relatively minor with respect to coverage. The final Census figures will be issued in a series of Business Census bulletins which will show additional detailed kind-of-business information for all places where there are a sufficient number of establishments.

The 1948 Census of Business was taken under the provision of the Act of June 19, 1948, which provides that the Business Census be taken for 1948 and for each fifth year thereafter. Previous Business Censuses were taken for the years 1929, 1933, 1935, and 1939.

*Scope of the Census.*—The 1948 Census of Business covered all establishments in the following trades, as defined by the Standard Industrial Classification Manual, May 1949 issue, of the Executive Office of the President: all retail trades; all wholesale trades; all service trades in the following four groups—personal services, business services, automobile repairs and services, and miscellaneous repair services; hotels; tourist courts and camps; and amusements, including motion picture theaters. Some important services not covered are radio broadcasting and television, medical and health, legal, educational, nonprofit, accounting, and domestic services.

This coverage is similar to that of the 1939 Business Census. However, "custom trades" and "services incidental to transportation," which are no longer included in the standard classification of the service trades, are not covered by the 1948 Census. In a number of localities, these exclusions as well as other changes in the standard classification may have a considerable effect in comparing

1948 with 1939 data, particularly with respect to establishment count.

*Establishment definition.*—For Census purposes, a business establishment is defined to include only enterprises conducted from a recognizable place of business, provided that the annual sales were in excess of \$5,000 for a wholesale trade establishment and \$500 for establishments in other trades. A detailed analysis of coverage will be provided in future Census of Business publications.

"Number of establishments" is the number of separate business locations, rather than the number of business companies or organizations, since the Census figures represent information reported separately for each business location or establishment. The establishment count reflects the number of places in business at the end of 1948 excluding administrative and executive offices of multiunit organizations, and "chain store" warehouses.

*Sales and receipts.*—"1948 sales and receipts" represents sales of merchandise and receipts from repairs and other services to customers. The figures reflect deductions for returned goods and allowances, but not for trade-in allowances; they exclude sales and excise taxes collected from customers and paid directly to any taxing agency.

*Proprietors.*—"Active proprietors..." represents owners and partners of unincorporated businesses who devoted the major portion of their time to the business in November 1948.

*Employment.*—"Number of paid employees..." represents all employees on the pay roll for the pay period ending nearest November 15, 1948. "Full workweek" employees, whether regular or seasonal, are those who in the November 15 pay period were paid for working at least the number of hours typically worked in a week by employees of the reporting establishment.

# 1948 CENSUS OF BUSINESS

RETAIL, WHOLESALE, SERVICE TRADES

U. S. DEPARTMENT OF COMMERCE  
BUREAU OF THE CENSUS

## PRELIMINARY

For Release May 1, 1950

Release Series BC-1P-42-058

### DAWSON COUNTY, TEX.

Retail, wholesale, and service establishments located in Dawson County, Texas, showed a substantial expansion in dollar volume of trade from 1939 to 1948 according to preliminary figures from the 1948 Census of Business released today by the Bureau of the Census, U. S. Department of Commerce.

Retail sales in the county during 1948 aggregated \$18.6 million, an increase of 323 percent over the \$4.4 million in 1939, when the preceding Census of Business was taken. Wholesale sales in the county reached a total of \$10.9 million in 1948 as compared with \$2.2 million in 1939. The service trades included in the Census of Business recorded receipts totaling \$1.0 million in 1948 compared with \$0.2 million in 1939.

Employment in the county also rose over the 9-year period between 1939 and 1948 for the above trades. Establishments in these trades reported a combined total of 1,206 paid employees for the workweek ended nearest November 15, 1948. This compared with a total of 705 employees reported for the week of November 15, 1939.

These preliminary figures have been derived from a Census report on Dawson County, Texas, which also includes data for the city of Lamesa. Final figures, superseding the preliminary data for Dawson County, will be included in a Bulletin for the State of Texas to be issued in several months. Similar data will be made available this year in preliminary and final form for each of the counties and States. A single copy of the preliminary release for Dawson County as well as an order blank for other area releases may be obtained by writing to the Bureau of the Census, Washington 25, D. C.

Table 1.—CENSUS OF BUSINESS PRELIMINARY RESULTS FOR 1948, BY TRADE GROUP  
DAWSON COUNTY, TEX.

Trade group and kind of business	Number of establishments	1948 sales and receipts (Thousand dollars)	Active proprietors of unincorporated businesses Nov. 1948	Paid employees, workweek ended nearest Nov. 15, 1948	
				Total employees <sup>1</sup>	Full workweek employees
RETAIL TRADE, total.....	251	18,562	273	928	745
Food group.....	70	3,968	76	133	95
Eating and drinking places.....	24	789	26	108	97
General merchandise grp., general stores.....	13	1,647	12	204	122
Apparel group.....	10	763	14	50	37
Furniture-home furnishings-appliance grp.....	11	571	10	23	21
Automotive group.....	25	3,980	28	141	135
Gasoline service stations.....	40	1,539	43	79	77
Lumber-building-hardware group.....	21	3,370	24	96	93
Drug and proprietary stores.....	10	594	12	49	30
All other retail stores.....	27	1,341	28	45	38
WHOLESALE TRADE, total.....	31	10,877	24	109	x
Merchant wholesalers.....	12	2,031	9	57	x
Other types of wholesale.....	19	8,846	15	52	x
SELECTED SERVICE TRADES, 2/ total.....	94	1,032	99	169	163
Personal services.....	46	453	47	109	104
All other service trades.....	48	579	52	60	59
TOURIST COURTS AND CAMPS.....	8	59	8	3	8
AMUSEMENTS.....	11	240	5	31	x

x Not available.

1/ Includes employees paid for less than the full workweek.

2/ See General Description on last page for changes from the 1939 Census of Business in the coverage of Service Trades.

Table 2.—CENSUS OF BUSINESS PRELIMINARY RESULTS FOR 1948 FOR CITIES OF 2,500 INHABITANTS OR MORE

DAWSON COUNTY, TEX.

(Data omitted for trade groups where necessary to avoid disclosure)

City and trade group <sup>1</sup>	Number of establishments	1948 sales and receipts (Thousand dollars)	Active proprietors of unincorporated businesses Nov. 1948	Paid employees, workweek ended nearest Nov. 15, 1948	
				Total employees <sup>2</sup>	Full workweek employees
Lamesa:					
- Retail trade.....	191	16,454	206	863	685
Wholesale trade.....	26	9,945	21	101	x
Selected service trades.....	74	896	78	147	141
Remainder of county:					
Retail trade.....	60	2,108	67	65	60
Wholesale trade.....	5	932	3	8	x
Selected service trades.....	20	136	21	22	22

x Not available,

1/ See General Description on this page for changes from the 1939 Census of Business in the coverage of Service Trades.

2/ Includes employees paid for less than the full workweek.

GENERAL DESCRIPTION OF PRELIMINARY RELEASES FOR THE 1948 CENSUS OF BUSINESS

This series of releases, of which one is planned for each county in the United States, presents preliminary results of the 1948 Census of Business. The information is based on reports submitted by business establishments for that Census. The figures shown are preliminary, and are subject to revision in the final Census publications, but the changes are expected to be relatively minor with respect to coverage. The final Census figures will be issued in a series of Business Census bulletins which will show additional detailed kind-of-business information for all places where there are a sufficient number of establishments.

The 1948 Census of Business was taken under the provision of the Act of June 19, 1948, which provides that the Business Census be taken for 1948 and for each fifth year thereafter. Previous Business Censuses were taken for the years 1929, 1933, 1935, and 1939.

**Scope of the Census.**—The 1948 Census of Business covered all establishments in the following trades, as defined by the Standard Industrial Classification Manual, May 1949 issue, of the Executive Office of the President: all retail trades; all wholesale trades; all service trades in the following four groups—personal services, business services, automobile repairs and services, and miscellaneous repair services; hotels; tourist courts and camps; and amusements, including motion picture theaters. Some important services not covered are radio broadcasting and television, medical and health, legal, educational, nonprofit, accounting, and domestic services.

This coverage is similar to that of the 1939 Business Census. However, "custom trades" and "services incidental to transportation," which are no longer included in the standard classification of the service trades, are not covered by the 1948 Census. In a number of localities, these exclusions as well as

other changes in the standard classification may have a considerable effect in comparing 1948 with 1939 data, particularly with respect to establishment count.

**Establishment definition.**—For Census purposes, a business establishment is defined to include only enterprises conducted from a recognizable place of business, provided that the annual sales were in excess of \$5,000 for a wholesale trade establishment and \$500 for establishments in other trades. A detailed analysis of coverage will be provided in future Censuses of Business publications.

"Number of establishments" is the number of separate business locations, rather than the number of business companies or organizations, since the Census figures represent information reported separately for each business location or establishment. The establishment count reflects the number of places in business at the end of 1948 excluding administrative and executive offices of multiunit organizations, and "chain store" warehouses.

**Sales and receipts.**—"1948 sales and receipts" represents sales of merchandise and receipts from repairs and other services to customers. The figures reflect deductions for returned goods and allowances, but not for trade-in allowances; they exclude sales and excise taxes collected from customers and paid directly to any taxing agency.

**Proprietors.**—"Active proprietors..." represents owners and partners of unincorporated businesses who devoted the major portion of their time to the business in November 1948.

**Employment.**—"Number of paid employees..." represents all employees on the pay roll for the pay period ending nearest November 15, 1948. "Full workweek" employees, whether regular or seasonal, are those who in the November 15 pay period were paid for working at least the number of hours typically worked in a week by employees of the reporting establishment.



# 1948 CENSUS OF BUSINESS

RETAIL, WHOLESALE, SERVICE TRADES

U. S. DEPARTMENT OF COMMERCE  
BUREAU OF THE CENSUS

## PRELIMINARY

For Release May 15, 1950

Release Series BC-1P-42-059

### DEAF SMITH COUNTY, TEX.

Retail, wholesale, and service establishments located in Deaf Smith County, Texas, showed a substantial expansion in dollar volume of trade from 1939 to 1948 according to preliminary figures from the 1948 Census of Business released today by the Bureau of the Census, U. S. Department of Commerce.

Retail sales in the county during 1948 aggregated \$10.1 million, an increase of 288 percent over the \$2.6 million in 1939, when the preceding Census of Business was taken. Wholesale sales in the county reached a total of \$13.1 million in 1948 as compared with \$1.5 million in 1939. The service trades included in the Census of Business recorded receipts totaling \$493,000 in 1948 compared with \$148,000 in 1939.

Employment in the county also rose over the 9-year period between 1939 and 1948 for the above trades. Establishments in these trades reported a combined total of 574 paid employees for the workweek ended nearest November 15, 1948. This compared with a total of 336 employees reported for the week of November 15, 1939.

These preliminary figures have been derived from a Census report on Deaf Smith County, Texas, which also includes data for the city of Hereford. Final figures, superseding the preliminary data for Deaf Smith County, will be included in a Bulletin for the State of Texas to be issued in several months. Similar data will be made available this year in preliminary and final form for each of the counties and States. A single copy of the preliminary release for Deaf Smith County as well as an order blank for other area releases may be obtained by writing to the Bureau of the Census, Washington 25, D. C.

Table 1.—CENSUS OF BUSINESS PRELIMINARY RESULTS FOR 1948, BY TRADE GROUP  
DEAF SMITH COUNTY, TEX.

Trade group and kind of business	Number of establishments	1948 sales and receipts (Thousand dollars)	Active proprietors of unincorporated businesses Nov. 1948	Paid employees, workweek ended nearest Nov. 15, 1948	
				Total employees <sup>1</sup>	Full workweek employees
RETAIL TRADE, total.....	93	10,105	100	388	306
Food group.....	16	2,333	16	61	45
Eating and drinking places.....	9	300	10	48	27
Gasoline service stations.....	13	585	16	28	28
All other retail stores.....	55	6,887	58	251	206
WHOLESALE TRADE, total.....	34	13,093	31	119	x
Merchant wholesalers.....	11	805	13	31	x
Other types of wholesale.....	23	12,288	18	88	x
SELECTED SERVICE TRADES, <sup>2/</sup> total.....	33	493	41	67	60
Personal services.....	17	211	19	34	33
All other selected trades.....	16	282	22	33	27
HOTELS.....	5	26	5	5	5

x Not available.

<sup>1/</sup> Includes employees paid for less than the full workweek.

<sup>2/</sup> See General Description on last page for changes from the 1939 Census of Business in the coverage of Service Trades.

Table 2.—CENSUS OF BUSINESS PRELIMINARY RESULTS FOR 1948 FOR CITIES OF 2,500 INHABITANTS OR MORE

DEAF SMITH COUNTY, TEX.

(Data omitted for trade groups where necessary to avoid disclosure)

City and trade group	Number of establishments	1948 sales and receipts (Thousand dollars)	Active proprietors of unincorporated businesses Nov. 1948	Paid employees, workweek ended nearest Nov. 15, 1948	
				Total employees <sup>1</sup>	Full workweek employees
Hereford:					
Retail trade.....	87	9,990	94	388	306
Hotels.....	5	26	5	5	5
Remainder of county:					
Retail trade.....	6	115	6	—	—

<sup>1</sup>/ Includes employees paid for less than the full workweek.

GENERAL DESCRIPTION OF PRELIMINARY RELEASES FOR THE 1948 CENSUS OF BUSINESS

This series of releases, of which one is planned for each county in the United States, presents preliminary results of the 1948 Census of Business. The information is based on reports submitted by business establishments for that Census. The figures shown are preliminary, and are subject to revision in the final Census publications, but the changes are expected to be relatively minor with respect to coverage. The final Census figures will be issued in a series of Business Census bulletins which will show additional detailed kind-of-business information for all places where there are a sufficient number of establishments.

The 1948 Census of Business was taken under the provision of the Act of June 19, 1948, which provides that the Business Censuses be taken for 1948 and for each fifth year thereafter. Previous Business Censuses were taken for the years 1929, 1933, 1935, and 1939.

**Scope of the Census.**—The 1948 Census of Business covered all establishments in the following trades, as defined by the Standard Industrial Classification Manual, May 1949 issue, of the Executive Office of the President: all retail trades; all wholesale trades; all service trades in the following four groups—personal services, business services, automobile repairs and services, and miscellaneous repair services; hotels; tourist courts and camps; and amusements, including motion picture theaters. Some important services not covered are radio broadcasting and television, medical and health, legal, educational, nonprofit, accounting, and domestic services.

This coverage is similar to that of the 1939 Business Censuses. However, "custom trades" and "services incidental to transportation," which are no longer included in the standard classification of the service trades, are not covered by the 1948 Censuses. In a number of localities, these exclusions as well as

other changes in the standard classification may have a considerable effect in comparing 1948 with 1939 data, particularly with respect to establishment count.

**Establishment definition.**—For Census purposes, a business establishment is defined to include only enterprises conducted from a recognizable place of business, provided that the annual sales were in excess of \$5,000 for a wholesale trade establishment and \$500 for establishments in other trades. A detailed analysis of coverage will be provided in future Census of Business publications.

"Number of establishments" is the number of separate business locations, rather than the number of business companies or organizations, since the Census figures represent information reported separately for each business location or establishment. The establishment count reflects the number of places in business at the end of 1948 excluding administrative and executive offices of multiunit organizations, and "chain store" warehouses.

**Sales and receipts.**—"1948 sales and receipts" represents sales of merchandise and receipts from repairs and other services to customers. The figures reflect deductions for returned goods and allowances, but not for trade-in allowances; they exclude sales and excise taxes collected from customers and paid directly to any taxing agency.

**Proprietors.**—"Active proprietors..." represents owners and partners of unincorporated businesses who devoted the major portion of their time to the business in November 1948.

**Employment.**—"Number of paid employees..." represents all employees on the pay roll for the pay period ending nearest November 15, 1948. "Full workweek" employees, whether regular or seasonal, are those who in the November 15 pay period were paid for working at least the number of hours typically worked in a week by employees of the reporting establishment.

# 1948 CENSUS OF BUSINESS

RETAIL, WHOLESALE, SERVICE TRADES

U. S. DEPARTMENT OF COMMERCE  
BUREAU OF THE CENSUS

## PRELIMINARY

For Release May 15, 1950

Release Series BC-1P-42-060

### DELTA COUNTY, TEX.

Retail, wholesale, and service establishments located in Delta County, Texas, showed a substantial expansion in dollar volume of trade from 1939 to 1948 according to preliminary figures from the 1948 Census of Business released today by the Bureau of the Census, U. S. Department of Commerce.

Retail sales in the county during 1948 aggregated \$5.0 million, an increase of 233 percent over the \$1.5 million in 1939, when the preceding Census of Business was taken. Wholesale sales in the county reached a total of \$1.2 million in 1948 as compared with \$0.6 million in 1939. The service trades included in the Census of Business recorded receipts totaling \$163,000 in 1948 compared with \$154,000 in 1939.

Employment in the county also rose over the 9-year period between 1939 and 1948 for the above trades. Establishments in these trades reported a combined total of 280 paid employees for the workweek ended nearest November 15, 1948. This compared with a total of 231 employees reported for the week of November 15, 1939.

These preliminary figures have been derived from a Census report on Delta County, Texas, which also includes data for the city of Cooper. Final figures, superseding the preliminary data for Delta County, will be included in a Bulletin for the State of Texas to be issued in several months. Similar data will be made available this year in preliminary and final form for each of the counties and States. A single copy of the preliminary release for Delta County as well as an order blank for other area releases may be obtained by writing to the Bureau of the Census, Washington 25, D. C.

Table 1.—CENSUS OF BUSINESS PRELIMINARY RESULTS FOR 1948, BY TRADE GROUP

### DELTA COUNTY, TEX.

Trade group and kind of business	Number of establishments	1948 sales and receipts (Thousand dollars)	Active proprietors of unincorporated businesses Nov. 1948	Paid employees, workweek ended nearest Nov. 15, 1948	
				Total employees <sup>1</sup>	Full workweek employees
RETAIL TRADE, total.....	114	4,960	114	242	191
Food group.....	44	1,431	48	47	33
Eating and drinking places.....	8	98	9	17	17
Gasoline service stations.....	14	205	14	14	11
All other retail stores.....	48	3,226	43	164	130
WHOLESALE TRADE.....	7	1,208	6	19	x
SELECTED SERVICE TRADES, <sup>2/</sup> .....	32	163	34	19	17

x Not available.

<sup>1/</sup> Includes employees paid for less than the full workweek.

<sup>2/</sup> See General Description on last page for changes from the 1939 Census of Business in the coverage of Service Trades.

Table 2.—CENSUS OF BUSINESS PRELIMINARY RESULTS FOR 1948 FOR CITIES OF 2,500 INHABITANTS OR MORE  
DELTA COUNTY, TEX.

(Data omitted for trade groups where necessary to avoid disclosure)

City and trade group	Number of establishments	1948 sales and receipts (Thousand dollars)	Active proprietors of unincorporated businesses Nov. 1948	Paid employees, workweek ended nearest Nov. 15, 1948	
				Total employees <sup>1</sup>	Full workweek employees
Cooper:					
Retail trade.....	72	4,132	73	217	174
Remainder of county:					
Retail trade.....	42	828	41	25	17

<sup>1</sup>/ Includes employees paid for less than the full workweek.

### GENERAL DESCRIPTION OF PRELIMINARY RELEASES FOR THE 1948 CENSUS OF BUSINESS

This series of releases, of which one is planned for each county in the United States, presents preliminary results of the 1948 Census of Business. The information is based on reports submitted by business establishments for that Census. The figures shown are preliminary, and are subject to revision in the final Census publications, but the changes are expected to be relatively minor with respect to coverage. The final Census figures will be issued in a series of Business Census bulletins which will show additional detailed kind-of-business information for all places where there are a sufficient number of establishments.

The 1948 Census of Business was taken under the provision of the Act of June 19, 1948, which provides that the Business Census be taken for 1948 and for each fifth year thereafter. Previous Business Censuses were taken for the years 1929, 1933, 1935, and 1939.

**Scope of the Census.**—The 1948 Census of Business covered all establishments in the following trades, as defined by the Standard Industrial Classification Manual, May 1949 issue, of the Executive Office of the President: all retail trades; all wholesale trades; all service trades in the following four groups—personal services, business services, automobile repairs and services, and miscellaneous repair services; hotels; tourist courts and camps; and amusements, including motion picture theaters. Some important services not covered are radio broadcasting and television, medical and health, legal, educational, nonprofit, accounting, and domestic services.

This coverage is similar to that of the 1939 Business Censuses. However, "custom trades" and "services incidental to transportation," which are no longer included in the standard classification of the service trades, are not covered by the 1948 Census. In a number of localities, these exclusions as well as

other changes in the standard classification may have a considerable effect in comparing 1948 with 1939 data, particularly with respect to establishment count.

**Establishment definition.**—For Census purposes, a business establishment is defined to include only enterprises conducted from a recognizable place of business, provided that the annual sales were in excess of \$5,000 for a wholesale trade establishment and \$500 for establishments in other trades. A detailed analysis of coverage will be provided in future Census of Business publications.

"Number of establishments" is the number of separate business locations, rather than the number of business companies or organizations, since the Census figures represent information reported separately for each business location or establishment. The establishment count reflects the number of places in business at the end of 1948 excluding administrative and executive offices of multiunit organizations, and "chain store" warehouses.

**Sales and receipts.**—"1948 sales and receipts" represents sales of merchandise and receipts from repairs and other services to customers. The figures reflect deductions for returned goods and allowances, but not for trade-in allowances; they exclude sales and excise taxes collected from customers and paid directly to any taxing agency.

**Proprietors.**—"Active proprietors..." represents owners and partners of unincorporated businesses who devoted the major portion of their time to the business in November 1948.

**Employment.**—"Number of paid employees..." represents all employees on the pay roll for the pay period ending nearest November 15, 1948. "Full workweek" employees, whether regular or seasonal, are those who in the November 15 pay period were paid for working at least the number of hours typically worked in a week by employees of the reporting establishment.

# 1948 CENSUS OF BUSINESS

RETAIL, WHOLESALE, SERVICE TRADES

U. S. DEPARTMENT OF COMMERCE  
BUREAU OF THE CENSUS

CE  
US

## PRELIMINARY

For Release May 8, 1950

Release Series BC-1P- 42-061

### DENTON COUNTY, TEX.

Retail, wholesale, and service establishments located in Denton County, Texas, showed a substantial expansion in dollar volume of trade from 1939 to 1948 according to preliminary figures from the 1948 Census of Business released today by the Bureau of the Census, U. S. Department of Commerce.

Retail sales in the county during 1948 aggregated \$29.9 million, an increase of 256 percent over the \$8.4 million in 1939, when the preceding Census of Business was taken. Wholesale sales in the county reached a total of \$9.1 million in 1948 as compared with \$2.7 million in 1939. The service trades included in the Census of Business recorded receipts totaling \$1.4 million in 1948 compared with \$0.4 million in 1939.

Employment in the county also rose over the 9-year period between 1939 and 1948 for the above trades. Establishments in these trades reported a combined total of 2,037 paid employees for the workweek ended nearest November 15, 1948. This compared with a total of 1,281 employees reported for the week of November 15, 1939.

These preliminary figures have been derived from a Census report on Denton County, Texas, which also includes data for the city of Denton. Final figures, superseding the preliminary data for Denton County, will be included in a Bulletin for the State of Texas to be issued in several months. Similar data will be made available this year in preliminary and final form for each of the counties and States. A single copy of the preliminary release for Denton County as well as an order blank for other area releases may be obtained by writing to the Bureau of the Census, Washington 25, D. C.

Table 1.—CENSUS OF BUSINESS PRELIMINARY RESULTS FOR 1948, BY TRADE GROUP

### DENTON COUNTY, TEX.

Trade group and kind of business	Number of establishments	1948 sales and receipts (Thousand dollars)	Active proprietors of unincorporated businesses Nov. 1948	Paid employees, workweek ended nearest Nov. 15, 1948	
				Total employees <sup>1</sup>	Full workweek employees
RETAIL TRADE, total.....	531	29,859	579	1,607	1,215
Food group.....	135	6,836	146	201	134
Eating and drinking places.....	68	1,157	78	218	171
General merchandise grp, general stores.	31	2,404	28	215	132
Apparel group.....	21	2,173	20	157	112
Furniture-home furnishgs-appliance grp.	34	1,138	36	57	42
Automotive group.....	40	7,230	41	239	231
Gasoline service stations.....	92	2,433	105	118	93
Lumber-building-hardware group.....	37	2,812	35	98	85
Drug and proprietary stores.....	20	1,204	29	161	103
All other retail stores.....	53	2,472	61	143	112
WHOLESALE TRADE, total.....	46	9,064	40	164	x
Merchant wholesalers.....	19	4,981	19	101	x
Other types of wholesale.....	27	4,083	21	63	x
SELECTED SERVICE TRADES, <sup>2</sup> /total.....	201	1,446	218	266	219
Personal services.....	129	914	140	222	181
All other service trades.....	72	532	78	44	38
TOURIST COURTS AND CAMPS.....	9	75	9	12	10

x Not available.

<sup>1</sup>/ Includes employees paid for less than the full workweek.

<sup>2</sup>/ See General Description on last page for changes from the 1939 Census of Business in the coverage of Service Trades.

Table 2.—CENSUS OF BUSINESS PRELIMINARY RESULTS FOR 1948 FOR CITIES OF 2,500 INHABITANTS OR MORE

## DENTON COUNTY, TEX.

(Data omitted for trade groups where necessary to avoid disclosure)

City and trade group <sup>1</sup>	Number of establishments	1948 sales and receipts (Thousand dollars)	Active proprietors of unincorporated businesses Nov. 1948	Paid employees, workweek ended nearest Nov. 15, 1948	
				Total employees <sup>2</sup>	Full workweek employees
Denton:					
Retail trade.....	272	20,929	303	1,272	945
Wholesale trade.....	22	5,600	22	110	x
Selected service trades....	117	1,033	131	220	183
Remainder of county:					
Retail trade.....	259	8,930	276	335	270
Wholesale trade.....	24	3,464	18	54	x
Selected service trades....	84	413	87	46	36

x Not available.

1/ See General Description on this page for changes from the 1939 Census of Business in the coverage of Service Trades.

2/ Includes employees paid for less than the full workweek.

## GENERAL DESCRIPTION OF PRELIMINARY RELEASES FOR THE 1948 CENSUS OF BUSINESS

This series of releases, of which one is planned for each county in the United States, presents preliminary results of the 1948 Census of Business. The information is based on reports submitted by business establishments for that Census. The figures shown are preliminary, and are subject to revision in the final Census publications, but the changes are expected to be relatively minor with respect to coverage. The final Census figures will be issued in a series of Business Census bulletins which will show additional detailed kind-of-business information for all places where there are a sufficient number of establishments.

The 1948 Census of Business was taken under the provision of the Act of June 19, 1948, which provides that the Business Census be taken for 1948 and for each fifth year thereafter. Previous Business Censuses were taken for the years 1929, 1933, 1935, and 1939.

**Scope of the Census.**—The 1948 Census of Business covered all establishments in the following trades, as defined by the Standard Industrial Classification Manual, May 1949 issue, of the Executive Office of the President: all retail trades; all wholesale trades; all service trades in the following four groups—personal services, business services, automobile repairs and services, and miscellaneous repair services; hotels; tourist courts and camps; and amusements, including motion picture theaters. Some important services not covered are radio broadcasting and television, medical and health, legal, educational, nonprofit, accounting, and domestic services.

This coverage is similar to that of the 1939 Business Census. However, "custom trades" and "services incidental to transportation," which are no longer included in the standard classification of the service trades, are not covered by the 1948 Census. In a number of localities, these exclusions as well as

other changes in the standard classification may have a considerable effect in comparing 1948 with 1939 data, particularly with respect to establishment count.

**Establishment definition.**—For Census purposes, a business establishment is defined to include only enterprises conducted from a recognizable place of business, provided that the annual sales were in excess of \$5,000 for a wholesale trade establishment and \$500 for establishments in other trades. A detailed analysis of coverage will be provided in future Censuses of Business publications.

"Number of establishments" is the number of separate business locations, rather than the number of business companies or organizations, since the Census figures represent information reported separately for each business location or establishment. The establishment count reflects the number of places in business at the end of 1948 excluding administrative and executive offices of multiunit organizations, and "chain store" warehouses.

**Sales and receipts.**—"1948 sales and receipts" represents sales of merchandise and receipts from repairs and other services to customers. The figures reflect deductions for returned goods and allowances, but not for trade-in allowances; they exclude sales and excise taxes collected from customers and paid directly to any taxing agency.

**Proprietors.**—"Active proprietors..." represents owners and partners of unincorporated businesses who devoted the major portion of their time to the business in November 1948.

**Employment.**—"Number of paid employees..." represents all employees on the pay roll for the pay period ending nearest November 15, 1948. "Full workweek" employees, whether regular or seasonal, are those who in the November 15 pay period were paid for working at least the number of hours typically worked in a week by employees of the reporting establishment.

# 1948 CENSUS OF BUSINESS

RETAIL, WHOLESALE, SERVICE TRADES

U. S. DEPARTMENT OF COMMERCE  
BUREAU OF THE CENSUS

## PRELIMINARY

For Release May 15, 1950

Release Series BC-1P-42-062

### DE WITT COUNTY, TEX.

Retail, wholesale, and service establishments located in De Witt County, Texas, showed a substantial expansion in dollar volume of trade from 1939 to 1948 according to preliminary figures from the 1948 Census of Business released today by the Bureau of the Census, U. S. Department of Commerce.

Retail sales in the county during 1948 aggregated \$20.7 million, an increase of 234 percent over the \$6.2 million in 1939, when the preceding Census of Business was taken. Wholesale sales in the county reached a total of \$11.9 million in 1948 as compared with \$3.6 million in 1939. The service trades included in the Census of Business recorded receipts totaling \$902,000 in 1948 compared with \$282,000 in 1939.

Employment in the county also rose over the 9-year period between 1939 and 1948 for the above trades. Establishments in these trades reported a combined total of 1,376 paid employees for the workweek ended nearest November 15, 1948. This compared with a total of 1,042 employees reported for the week of November 15, 1939.

These preliminary figures have been derived from a Census report on De Witt County, Texas, which also includes data for the city of Cuero and the part of the city of Yoakum in De Witt County. Final figures, superseding the preliminary data for De Witt County, will be included in a Bulletin for the State of Texas to be issued in several months. Similar data will be made available this year in preliminary and final form for each of the counties and States. A single copy of the preliminary release for De Witt County as well as an order blank for other area releases may be obtained by writing to the Bureau of the Census, Washington 25, D. C.

Table 1.—CENSUS OF BUSINESS PRELIMINARY RESULTS FOR 1948, BY TRADE GROUP  
DE WITT COUNTY, TEX.

Trade group and kind of business	Number of establishments	1948 sales and receipts (Thousand dollars)	Active proprietors of unincorporated businesses Nov. 1948	Paid employees, workweek ended nearest Nov. 15, 1948	
				Total employees <sup>1</sup>	Full workweek employees
RETAIL TRADE, total.....	417	20,741	403	1,079	887
Food group.....	94	4,856	96	188	135
Eating and drinking places.....	99	1,293	95	185	141
General merchandise grp, general stores	14	1,272	6	128	97
Apparel group.....	15	1,056	14	56	49
Furniture-home furnishgs-appliance grp	22	803	17	43	36
Automotive group.....	28	3,083	32	142	136
Gasoline service stations.....	37	1,006	42	56	43
Lumber-building-hardware group.....	36	3,550	30	147	132
Drug and proprietary stores.....	15	578	18	50	40
All other retail stores.....	57	3,244	53	84	78
WHOLESALE TRADE.....	36	11,887	27	176	x
SELECTED SERVICE TRADES, <sup>2</sup> /total.....	111	902	116	121	104
Personal services.....	58	443	61	79	70
All other service trades.....	53	459	55	42	34
HOTELS.....	6	61	5	19	14
AMUSEMENTS.....	9	245	4	41	x

x Not available.

<sup>1</sup>/ Includes employees paid for less than the full workweek.

<sup>2</sup>/ See General Description on last page for changes from the 1939 Census of Business in the coverage of Service Trades.

Table 2.—CENSUS OF BUSINESS PRELIMINARY RESULTS FOR 1948 FOR CITIES OF 2,500 INHABITANTS OR MORE

## DE WITT COUNTY, TEX.

(Data omitted for trade groups where necessary to avoid disclosure)

City and trade group <sup>1</sup>	Number of establishments	1948 sales and receipts (Thousand dollars)	Active proprietors of unincorporated businesses Nov. 1948	Paid employees, workweek ended nearest Nov. 15, 1948	
				Total employees <sup>2</sup>	Full workweek employees
<b>Cuero:</b>					
Retail trade.....	160	8,426	155	150	387
Wholesale trade.....	20	9,207	15	104	x
Selected service trades....	41	377	43	48	45
<b>Yoakum (part):</b>					
Retail trade.....	96	6,193	85	308	259
Selected service trades...	30	266	31	28	22
<b>Remainder of county:<sup>3/</sup></b>					
Retail trade.....	161	6,122	165	321	241
Wholesale trade.....	16	2,680	12	72	x
Selected service trades...	40	259	42	45	37

x Not available.

<sup>1/</sup> See General Description on this page for changes from the 1939 Census of Business in the coverage of Service Trades.

<sup>2/</sup> Includes employees paid for less than the full workweek.

<sup>3/</sup> Includes figures for establishments, other than wholesale, not located in cities of 2,500 inhabitants or more, and wholesale establishments not located in cities of 5,000 inhabitants or more.

## GENERAL DESCRIPTION OF PRELIMINARY RELEASES FOR THE 1948 CENSUS OF BUSINESS

This series of releases, of which one is planned for each county in the United States, presents preliminary results of the 1948 Census of Business. The information is based on reports submitted by business establishments for that Census. The figures shown are preliminary, and are subject to revision in the final Census publications, but the changes are expected to be relatively minor with respect to coverage. The final Census figures will be issued in a series of Business Census bulletins which will show additional detailed kind-of-business information for all places where there are a sufficient number of establishments.

The 1948 Census of Business was taken under the provision of the Act of June 19, 1948, which provides that the Business Census be taken for 1948 and for each fifth year thereafter. Previous Business Censuses were taken for the years 1929, 1933, 1935, and 1939.

**Scope of the Census.**—The 1948 Census of Business covered all establishments in the following trades, as defined by the Standard Industrial Classification Manual, May 1949 issue, of the Executive Office of the President: all retail trades; all wholesale trades; all service trades in the following four groups—personal services, business services, automobile repairs and services, and miscellaneous repair services; hotels; tourist courts and camps; and amusements, including motion picture theaters. Some important services not covered are radio broadcasting and television, medical and health, legal, educational, nonprofit, accounting, and domestic services.

This coverage is similar to that of the 1939 Business Census. However, "custom trades" and "services incidental to transportation," which are no longer included in the standard classification of the service trades, are not covered by the 1948 Census. In a number of localities, these exclusions as well as

other changes in the standard classification may have a considerable effect in comparing 1948 with 1939 data, particularly with respect to establishment count.

**Establishment definition.**—For Census purposes, a business establishment is defined to include only enterprises conducted from a recognizable place of business, provided that the annual sales were in excess of \$5,000 for a wholesale trade establishment and \$500 for establishments in other trades. A detailed analysis of coverage will be provided in future Census of Business publications.

"Number of establishments" is the number of separate business locations, rather than the number of business companies or organizations, since the Census figures represent information reported separately for each business location or establishment. The establishment count reflects the number of places in business at the end of 1948 excluding administrative and executive offices of multiunit organizations, and "chain store" warehouses.

**Sales and receipts.**—"1948 sales and receipts" represents sales of merchandise and receipts from repairs and other services to customers. The figures reflect deductions for returned goods and allowances, but not for trade-in allowances; they exclude sales and excise taxes collected from customers and paid directly to any taxing agency.

**Proprietors.**—"Active proprietors..." represents owners and partners of unincorporated businesses who devoted the major portion of their time to the business in November 1948.

**Employment.**—"Number of paid employees..." represents all employees on the pay roll for the pay period ending nearest November 15, 1948. "Full workweek" employees, whether regular or seasonal, are those who in the November 15 pay period were paid for working at least the number of hours typically worked in a week by employees of the reporting establishment.



# 1948 CENSUS OF BUSINESS

RETAIL, WHOLESALE, SERVICE TRADES

U. S. DEPARTMENT OF COMMERCE  
BUREAU OF THE CENSUS

## PRELIMINARY

For Release May 1, 1950

Release Series BC-1P-42-063

### DICKENS COUNTY, TEX.

Retail, wholesale, and service establishments located in Dickens County, Texas, showed a substantial expansion in dollar volume of trade from 1939 to 1948 according to preliminary figures from the 1948 Census of Business released today by the Bureau of the Census, U. S. Department of Commerce.

Retail sales in the county during 1948 aggregated \$6.2 million, an increase of 182 percent over the \$2.2 million in 1939, when the preceding Census of Business was taken. Wholesale sales in the county reached a total of \$1.7 million in 1948 as compared with \$0.6 million in 1939. The service trades included in the Census of Business recorded receipts totaling \$289,000 in 1948 compared with \$80,000 in 1939.

Employment in the county also rose over the 9-year period between 1939 and 1948 for the above trades. Establishments in these trades reported a combined total of 394 paid employees for the workweek ended nearest November 15, 1948. This compared with a total of 275 employees reported for the week of November 15, 1939.

These preliminary figures have been derived from a Census report on Dickens County, Texas. Final figures, superseding the preliminary data for Dickens County, will be included in a Bulletin for the State of Texas to be issued in several months. Similar data will be made available this year in preliminary and final form for each of the counties and States. A single copy of the preliminary release for Dickens County as well as an order blank for other area releases may be obtained by writing to the Bureau of the Census, Washington 25, D. C.

Table 1.—CENSUS OF BUSINESS PRELIMINARY RESULTS FOR 1948, BY TRADE GROUP

### DICKENS COUNTY, TEX.

Trade group and kind of business	Number of establishments	1948 sales and receipts (Thousand dollars)	Active proprietors of unincorporated businesses Nov. 1948	Paid employees, workweek ended nearest Nov. 15, 1948	
				Total employees <sup>1</sup>	Full workweek employees
RETAIL TRADE, total.....	109	6,218	99	323	234
Food group.....	28	1,308	30	33	21
Eating and drinking places.....	11	174	10	37	27
Gasoline service stations.....	20	549	21	27	24
All other retail stores.....	50	4,187	38	226	162
WHOLESALE TRADE.....	9	1,704	6	33	x
SELECTED SERVICE TRADES, <sup>2/</sup> total.....	41	289	46	38	32
Personal services.....	23	195	27	34	28
All other service trades.....	18	94	19	4	4

x Not available.

<sup>1/</sup> Includes employees paid for less than the full workweek.

<sup>2/</sup> See General Description on last page for changes from the 1939 Census of Business in the coverage of Service Trades.

## GENERAL DESCRIPTION OF PRELIMINARY RELEASES FOR THE 1948 CENSUS OF BUSINESS

This series of releases, of which one is planned for each county in the United States, presents preliminary results of the 1948 Census of Business. The information is based on reports submitted by business establishments for that Census. The figures shown are preliminary, and are subject to revision in the final Census publications, but the changes are expected to be relatively minor with respect to coverage. The final Census figures will be issued in a series of Business Census bulletins which will show additional detailed kind-of-business information for all places where there are a sufficient number of establishments.

The 1948 Census of Business was taken under the provision of the Act of June 19, 1948, which provides that the Business Census be taken for 1948 and for each fifth year thereafter. Previous Business Censuses were taken for the years 1929, 1933, 1935, and 1939.

*Scope of the Census.*—The 1948 Census of Business covered all establishments in the following trades, as defined by the Standard Industrial Classification Manual, May 1949 issue, of the Executive Office of the President: all retail trades; all wholesale trades; all service trades in the following four groups—personal services, business services, automobile repairs and services, and miscellaneous repair services; hotels; tourist courts and camps; and amusements, including motion picture theaters. Some important services not covered are radio broadcasting and television, medical and health, legal, educational, nonprofit, accounting, and domestic services.

This coverage is similar to that of the 1939 Business Census. However, "custom trades" and "services incidental to transportation," which are no longer included in the standard classification of the service trades, are not covered by the 1948 Census. In a number of localities, these exclusions as well as other changes in the standard classification may have a considerable effect in comparing

1948 with 1939 data, particularly with respect to establishment count.

*Establishment definition.*—For Census purposes, a business establishment is defined to include only enterprises conducted from a recognizable place of business, provided that the annual sales were in excess of \$5,000 for a wholesale trade establishment and \$500 for establishments in other trades. A detailed analysis of coverage will be provided in future Census of Business publications.

"Number of establishments" is the number of separate business locations, rather than the number of business companies or organizations, since the Census figures represent information reported separately for each business location or establishment. The establishment count reflects the number of places in business at the end of 1948 excluding administrative and executive offices of multiunit organizations, and "chain store" warehouses.

*Sales and receipts.*—"1948 sales and receipts" represents sales of merchandise and receipts from repairs and other services to customers. The figures reflect deductions for returned goods and allowances, but not for trade-in allowances; they exclude sales and excise taxes collected from customers and paid directly to any taxing agency.

*Proprietors.*—"Active proprietors..." represents owners and partners of unincorporated businesses who devoted the major portion of their time to the business in November 1948.

*Employment.*—"Number of paid employees..." represents all employees on the pay roll for the pay period ending nearest November 15, 1948. "Full workweek" employees, whether regular or seasonal, are those who in the November 15 pay period were paid for working at least the number of hours typically worked in a week by employees of the reporting establishment.

# 1948 CENSUS OF BUSINESS

RETAIL, WHOLESALE, SERVICE TRADES

U. S. DEPARTMENT OF COMMERCE  
BUREAU OF THE CENSUS

## PRELIMINARY

For Release May 1, 1950

Release Series BC-1P-42-064

### DIMITT COUNTY, TEX.

Retail, wholesale, and service establishments located in Dimmitt County, Texas, showed a substantial expansion in dollar volume of trade from 1939 to 1948 according to preliminary figures from the 1948 Census of Business released today by the Bureau of the Census, U. S. Department of Commerce.

Retail sales in the county during 1948 aggregated \$4.2 million, an increase of 320 percent over the \$1.0 million in 1939, when the preceding Census of Business was taken. Wholesale sales in the county reached a total of \$3.1 million in 1948 as compared with \$0.2 million in 1939. The service trades included in the Census of Business recorded receipts totaling \$206,000 in 1948 compared with \$34,000 in 1939.

Employment in the county also rose over the 9-year period between 1939 and 1948 for the above trades. Establishments in these trades reported a combined total of 416 paid employees for the workweek ended nearest November 15, 1948. This compared with a total of 186 employees reported for the week of November 15, 1939.

These preliminary figures have been derived from a Census report on Dimmitt County, Texas. Final figures, superseding the preliminary data for Dimmitt County, will be included in a Bulletin for the State of Texas to be issued in several months. Similar data will be made available this year in preliminary and final form for each of the counties and States. A single copy of the preliminary release for Dimmitt County as well as an order blank for other area releases may be obtained by writing to the Bureau of the Census, Washington 25, D. C.

Table 1.—CENSUS OF BUSINESS PRELIMINARY RESULTS FOR 1948, BY TRADE GROUP  
DIMITT COUNTY, TEX.

Trade group and kind of business	Number of establishments	1948 sales and receipts (Thousand dollars)	Active proprietors of unincorporated businesses Nov. 1948	Paid employees, workweek ended nearest Nov. 15, 1948	
				Total employees <sup>1</sup>	Full workweek employees
RETAIL TRADE, total.....	113	4,188	108	220	184
Food group.....	46	1,180	47	30	25
Eating and drinking places.....	14	144	14	32	27
Gasoline service stations.....	13	278	14	15	14
All other retail stores.....	40	2,586	33	143	118
WHOLESALE TRADE.....	11	3,098	7	164	x
SELECTED SERVICE TRADES, <sup>2/</sup> total.....	26	206	27	32	20
Personal services.....	12	45	12	13	7
All other service trades.....	14	161	15	19	13
AMUSEMENTS.....	7	10	7	4	x

x Not available.

1/ Includes employees paid for less than the full workweek.

2/ See General Description on last page for changes from the 1939 Census of Business in the coverage of Service Trades.

## GENERAL DESCRIPTION OF PRELIMINARY RELEASES FOR THE 1948 CENSUS OF BUSINESS

This series of releases, of which one is planned for each county in the United States, presents preliminary results of the 1948 Census of Business. The information is based on reports submitted by business establishments for that Census. The figures shown are preliminary, and are subject to revision in the final Census publications, but the changes are expected to be relatively minor with respect to coverage. The final Census figures will be issued in a series of Business Census bulletins which will show additional detailed kind-of-business information for all places where there are a sufficient number of establishments.

The 1948 Census of Business was taken under the provision of the Act of June 19, 1948, which provides that the Business Census be taken for 1948 and for each fifth year thereafter. Previous Business Censuses were taken for the years 1929, 1933, 1935, and 1939.

*Scope of the Census.*—The 1948 Census of Business covered all establishments in the following trades, as defined by the Standard Industrial Classification Manual, May 1949 issue, of the Executive Office of the President: all retail trades; all wholesale trades; all service trades in the following four groups—personal services, business services, automobile repairs and services, and miscellaneous repair services; hotels; tourist courts and camps; and amusements, including motion picture theaters. Some important services not covered are radio broadcasting and television, medical and health, legal, educational, nonprofit, accounting, and domestic services.

This coverage is similar to that of the 1939 Business Census. However, "custom trades" and "services incidental to transportation," which are no longer included in the standard classification of the service trades, are not covered by the 1948 Census. In a number of localities, these exclusions as well as other changes in the standard classification may have a considerable effect in comparing

1948 with 1939 data, particularly with respect to establishment count.

*Establishment definition.*—For Census purposes, a business establishment is defined to include only enterprises conducted from a recognizable place of business, provided that the annual sales were in excess of \$5,000 for a wholesale trade establishment and \$500 for establishments in other trades. A detailed analysis of coverage will be provided in future Census of Business publications.

"Number of establishments" is the number of separate business locations, rather than the number of business companies or organizations, since the Census figures represent information reported separately for each business location or establishment. The establishment count reflects the number of places in business at the end of 1948 excluding administrative and executive offices of multiunit organizations, and "chain store" warehouses.

*Sales and receipts.*—"1948 sales and receipts" represents sales of merchandise and receipts from repairs and other services to customers. The figures reflect deductions for returned goods and allowances, but not for trade-in allowances; they exclude sales and excise taxes collected from customers and paid directly to any taxing agency.

*Proprietors.*—"Active proprietors..." represents owners and partners of unincorporated businesses who devoted the major portion of their time to the business in November 1948.

*Employment.*—"Number of paid employees..." represents all employees on the pay roll for the pay period ending nearest November 15, 1948. "Full workweek" employees, whether regular or seasonal, are those who in the November 15 pay period were paid for working at least the number of hours typically worked in a week by employees of the reporting establishment.

# 1948 CENSUS OF BUSINESS

RETAIL, WHOLESALE, SERVICE TRADES

U. S. DEPARTMENT OF COMMERCE  
BUREAU OF THE CENSUS

## PRELIMINARY

For Release May 1, 1950

Release Series BC-1P-42-065

### DONLEY COUNTY, TEX.

Retail, wholesale, and service establishments located in Donley County, Texas, showed a substantial expansion in dollar volume of trade from 1939 to 1948 according to preliminary figures from the 1948 Census of Business released today by the Bureau of the Census, U. S. Department of Commerce.

Retail sales in the county during 1948 aggregated \$5.0 million, an increase of 178 percent over the \$1.8 million in 1939, when the preceding Census of Business was taken. Wholesale sales in the county reached a total of \$787,000 in 1948 as compared with \$296,000 in 1939. The service trades included in the Census of Business recorded receipts totaling \$245,000 in 1948 compared with \$108,000 in 1939.

Employment in the county decreased over the 9-year period between 1939 and 1948 for the above trades. Establishments in these trades reported a combined total of 249 paid employees for the workweek ended nearest November 15, 1948. This compared with a total of 258 employees reported for the week of November 15, 1939.

These preliminary figures have been derived from a Census report on Donley County, Texas. Final figures, superseding the preliminary data for Donley County, will be included in a Bulletin for the State of Texas to be issued in several months. Similar data will be made available this year in preliminary and final form for each of the counties and States. A single copy of the preliminary release for Donley County as well as an order blank for other area releases may be obtained by writing to the Bureau of the Census, Washington 25, D. C.

Table 1.—CENSUS OF BUSINESS PRELIMINARY RESULTS FOR 1948, BY TRADE GROUP  
DONLEY COUNTY, TEX.

Trade group and kind of business	Number of establishments	1948 sales and receipts (Thousand dollars)	Active proprietors of unincorporated businesses Nov. 1948	Paid employees, workweek ended nearest Nov. 15, 1948	
				Total employees <sup>1</sup>	Full workweek employees
RETAIL TRADE, total.....	87	4,970	83	204	169
Food group.....	19	1,194	18	37	32
Eating and drinking places.....	5	127	4	21	17
Gasoline service stations.....	19	573	16	24	24
All other retail stores.....	44	3,076	45	122	96
WHOLESALE TRADE.....	9	787	11	10	x
SELECTED SERVICE TRADES, <sup>2/</sup> total.....	32	245	35	35	29
Personal services.....	20	168	21	29	25
All other service trades.....	12	77	14	6	4

x Not available.

<sup>1/</sup> Includes employees paid for less than the full workweek.

<sup>2/</sup> See General Description on last page for changes from the 1939 Census of Business in the coverage of Service Trades.

## GENERAL DESCRIPTION OF PRELIMINARY RELEASES FOR THE 1948 CENSUS OF BUSINESS

This series of releases, of which one is planned for each county in the United States, presents preliminary results of the 1948 Census of Business. The information is based on reports submitted by business establishments for that Census. The figures shown are preliminary, and are subject to revision in the final Census publications, but the changes are expected to be relatively minor with respect to coverage. The final Census figures will be issued in a series of Business Census bulletins which will show additional detailed kind-of-business information for all places where there are a sufficient number of establishments.

The 1948 Census of Business was taken under the provision of the Act of June 19, 1948, which provides that the Business Census be taken for 1948 and for each fifth year thereafter. Previous Business Censuses were taken for the years 1929, 1933, 1935, and 1939.

*Scope of the Census.*—The 1948 Census of Business covered all establishments in the following trades, as defined by the Standard Industrial Classification Manual, May 1949 issue, of the Executive Office of the President: all retail trades; all wholesale trades; all service trades in the following four groups—personal services, business services, automobile repairs and services, and miscellaneous repair services; hotels; tourist courts and camps; and amusements, including motion picture theaters. Some important services not covered are radio broadcasting and television, medical and health, legal, educational, nonprofit, accounting, and domestic services.

This coverage is similar to that of the 1939 Business Census. However, "custom trades" and "services incidental to transportation," which are no longer included in the standard classification of the service trades, are not covered by the 1948 Census. In a number of localities, these exclusions as well as other changes in the standard classification may have a considerable effect in comparing

1948 with 1939 data, particularly with respect to establishment count.

*Establishment definition.*—For Census purposes, a business establishment is defined to include only enterprises conducted from a recognizable place of business, provided that the annual sales were in excess of \$5,000 for a wholesale trade establishment and \$500 for establishments in other trades. A detailed analysis of coverage will be provided in future Census of Business publications.

"Number of establishments" is the number of separate business locations, rather than the number of business companies or organizations, since the Census figures represent information reported separately for each business location or establishment. The establishment count reflects the number of places in business at the end of 1948 excluding administrative and executive offices of multiunit organizations, and "chain store" warehouses.

*Sales and receipts.*—"1948 sales and receipts" represents sales of merchandise and receipts from repairs and other services to customers. The figures reflect deductions for returned goods and allowances, but not for trade-in allowances; they exclude sales and excise taxes collected from customers and paid directly to any taxing agency.

*Proprietors.*—"Active proprietors..." represents owners and partners of unincorporated businesses who devoted the major portion of their time to the business in November 1948.

*Employment.*—"Number of paid employees..." represents all employees on the pay roll for the pay period ending nearest November 15, 1948. "Full workweek" employees, whether regular or seasonal, are those who in the November 15 pay period were paid for working at least the number of hours typically worked in a week by employees of the reporting establishment.

# 1948 CENSUS OF BUSINESS

RETAIL, WHOLESALE, SERVICE TRADES

U. S. DEPARTMENT OF COMMERCE  
BUREAU OF THE CENSUS

## PRELIMINARY

For Release May 8, 1950

Release Series BC-1P- 42-066

### DUVAL COUNTY, TEX.

Retail, wholesale, and service establishments located in Duval County, Texas, showed an expansion in dollar volume of trade from 1939 to 1948 according to preliminary figures from the 1948 Census of Business released today by the Bureau of the Census, U. S. Department of Commerce.

Retail sales in the county during 1948 aggregated \$7.2 million, an increase of 95 percent over the \$3.7 million in 1939, when the preceding Census of Business was taken. Wholesale sales in the county reached a total of \$1.9 million in 1948 as compared with \$1.7 million in 1939. The service trades included in the Census of Business recorded receipts totaling \$302,000 in 1948 compared with \$106,000 in 1939.

Employment in the county decreased over the 9-year period between 1939 and 1948 for the above trades. Establishments in these trades reported a combined total of 453 paid employees for the workweek ended nearest November 15, 1948. This compared with a total of 492 employees reported for the week of November 15, 1939.

These preliminary figures have been derived from a Census report on Duval County, Texas, which also includes data for cities of Benavides and San Diego. Final figures, superseding the preliminary data for Duval County, will be included in a Bulletin for the State of Texas to be issued in several months. Similar data will be made available this year in preliminary and final form for each of the counties and States. A single copy of the preliminary release for Duval County as well as an order blank for other area releases may be obtained by writing to the Bureau of the Census, Washington 25, D. C.

Table 1.—CENSUS OF BUSINESS PRELIMINARY RESULTS FOR 1948, BY TRADE GROUP  
DUVAL COUNTY, TEX.

Trade group and kind of business	Number of establishments	1948 sales and receipts (Thousand dollars)	Active proprietors of unincorporated businesses Nov. 1948	Paid employees, workweek ended nearest Nov. 15, 1948	
				Total employees <sup>1</sup>	Full workweek employees
RETAIL TRADE, total.....	240	7,186	235	383	326
Food group.....	86	2,576	88	82	57
Eating and drinking places.....	69	660	77	95	80
General merchandise grp, general stores.	14	448	13	39	35
Furniture-home furnishgs-appliance grp.	7	344	2	27	26
Automotive group.....	11	777	12	38	32
Gasoline service stations.....	23	599	25	31	28
Lumber-building-hardware group.....	12	1,171	3	38	36
Drug and proprietary stores.....	6	368	4	23	23
All other retail stores.....	12	243	11	10	9
WHOLESALE TRADE.....	14	1,903	6	29	x
SELECTED SERVICE TRADES, <sup>2</sup> /total.....	39	302	46	41	38
Personal services.....	26	93	29	18	16
All other service trades.....	13	209	17	23	22

x Not available.

<sup>1</sup>/ Includes employees paid for less than the full workweek.

<sup>2</sup>/ See General Description on last page for changes from the 1939 Census of Business in the coverage of Service Trades.

Table 2.—CENSUS OF BUSINESS PRELIMINARY RESULTS FOR 1948 FOR CITIES OF 2,500 INHABITANTS OR MORE

DUVAL COUNTY, TEX.

(Data omitted for trade groups where necessary to avoid disclosure)

City and trade group <sup>1</sup>	Number of establishments	1948 sales and receipts (Thousand dollars)	Active proprietors of unincorporated businesses Nov. 1948	Paid employees, workweek ended nearest Nov. 15, 1948	
				Total employees <sup>2</sup>	Full workweek employees
<b>Benavides:</b>					
Retail trade.....	63	2,031	63	126	113
Selected service trades....	10	53	11	11	11
<b>San Diego:</b>					
Retail trade.....	85	2,107	84	124	100
Selected service trades....	11	42	15	6	5
<b>Remainder of county:</b>					
Retail trade.....	92	3,048	88	133	113
Selected service trades....	18	207	20	24	22

1/ See General Description on this page for changes from the 1939 Census of Business in the coverage of Service Trades.

2/ Includes employees paid for less than the full workweek.

GENERAL DESCRIPTION OF PRELIMINARY RELEASES FOR THE 1948 CENSUS OF BUSINESS

This series of releases, of which one is planned for each county in the United States, presents preliminary results of the 1948 Census of Business. The information is based on reports submitted by business establishments for that Census. The figures shown are preliminary, and are subject to revision in the final Census publications, but the changes are expected to be relatively minor with respect to coverage. The final Census figures will be issued in a series of Business Census bulletins which will show additional detailed kind-of-business information for all places where there are a sufficient number of establishments.

The 1948 Census of Business was taken under the provision of the Act of June 19, 1948, which provides that the Business Censuses be taken for 1948 and for each fifth year thereafter. Previous Business Censuses were taken for the years 1929, 1933, 1935, and 1939.

**Scope of the Census.**—The 1948 Census of Business covered all establishments in the following trades, as defined by the Standard Industrial Classification Manual, May 1949 issue, of the Executive Office of the President: all retail trades; all wholesale trades; all service trades in the following four groups—personal services, business services, automobile repairs and services, and miscellaneous repair services; hotels; tourist courts and camps; and amusements, including motion picture theaters. Some important services not covered are radio broadcasting and television, medical and health, legal, educational, nonprofit, accounting, and domestic services.

This coverage is similar to that of the 1939 Business Censuses. However, "custom trades" and "services incidental to transportation," which are no longer included in the standard classification of the service trades, are not covered by the 1948 Censuses. In a number of localities, these exclusions as well as

other changes in the standard classification may have a considerable effect in comparing 1948 with 1939 data, particularly with respect to establishment count.

**Establishment definition.**—For Census purposes, a business establishment is defined to include only enterprises conducted from a recognizable place of business, provided that the annual sales were in excess of \$5,000 for a wholesale trade establishment and \$500 for establishments in other trades. A detailed analysis of coverage will be provided in future Censuses of Business publications.

"Number of establishments" is the number of separate business locations, rather than the number of business companies or organizations, since the Census figures represent information reported separately for each business location or establishment. The establishment count reflects the number of places in business at the end of 1948 excluding administrative and executive offices of multiunit organizations, and "chain store" warehouses.

**Sales and receipts.**—"1948 sales and receipts" represents sales of merchandise and receipts from repairs and other services to customers. The figures reflect deductions for returned goods and allowances, but not for trade-in allowances; they exclude sales and excise taxes collected from customers and paid directly to any taxing agency.

**Proprietors.**—"Active proprietors..." represents owners and partners of unincorporated businesses who devoted the major portion of their time to the business in November 1948.

**Employment.**—"Number of paid employees..." represents all employees on the pay roll for the pay period ending nearest November 15, 1948. "Full workweek" employees, whether regular or seasonal, are those who in the November 15 pay period were paid for working at least the number of hours typically worked in a week by employees of the reporting establishment.



# 1948 CENSUS OF BUSINESS

U. S. DEPARTMENT OF COMMERCE  
BUREAU OF THE CENSUS

RETAIL, WHOLESALE, SERVICE TRADES

## PRELIMINARY

For Release May 1, 1950

Release Series BC-1P-42-067

### EASTLAND COUNTY, TEX.

Retail, wholesale, and service establishments located in Eastland County, Texas, showed a substantial expansion in dollar volume of trade from 1939 to 1948 according to preliminary figures from the 1948 Census of Business released today by the Bureau of the Census, U. S. Department of Commerce.

Retail sales in the county during 1948 aggregated \$22.5 million, an increase of 221 percent over the \$7.0 million in 1939, when the preceding Census of Business was taken. Wholesale sales in the county reached a total of \$13.5 million in 1948 as compared with \$3.3 million in 1939. The service trades included in the Census of Business recorded receipts totaling \$1.5 million in 1948 compared with \$0.4 million in 1939.

Employment in the county also rose over the 9-year period between 1939 and 1948 for the above trades. Establishments in these trades reported a combined total of 1,588 paid employees for the workweek ended nearest November 15, 1948. This compared with a total of 1,020 employees reported for the week of November 15, 1939.

These preliminary figures have been derived from a Census report on Eastland County, Texas, which also includes data for the cities of Cisco, Eastland, and Ranger. Final figures, superseding the preliminary data for Eastland County, will be included in a Bulletin for the State of Texas to be issued in several months. Similar data will be made available this year in preliminary and final form for each of the counties and States. A single copy of the preliminary release for Eastland County as well as an order blank for other area releases may be obtained by writing to the Bureau of the Census, Washington 25, D. C.

Table 1.—CENSUS OF BUSINESS PRELIMINARY RESULTS FOR 1948, BY TRADE GROUP  
EASTLAND COUNTY, TEX.

Trade group and kind of business	Number of establishments	1948 sales and receipts (Thousand dollars)	Active proprietors of unincorporated businesses Nov. 1948	Paid employees, workweek ended nearest Nov. 15, 1948	
				Total employees <sup>1</sup>	Full workweek employees
RETAIL TRADE, total.....	425	22,507	403	1,076	890
Food group.....	88	5,938	84	170	123
Eating and drinking places.....	43	898	45	167	137
General merchandise grp, general stores.....	29	2,579	15	186	151
Apparel group.....	19	911	18	38	31
Furniture-home furnishings-appliance grp.....	30	825	22	34	25
Automotive group.....	41	5,003	38	181	174
Gasoline service stations.....	88	1,489	92	96	73
Lumber-building-hardware group.....	25	2,322	26	86	78
Drug and proprietary stores.....	21	735	26	68	54
All other retail stores.....	41	1,807	37	50	44
WHOLESALE TRADE, total.....	41	13,503	28	284	x
Merchant wholesalers.....	18	4,789	10	128	x
Other types of wholesale.....	23	8,714	18	156	x
SELECTED SERVICE TRADES, <sup>2/</sup> total.....	175	1,524	174	228	211
Personal services.....	103	649	99	149	136
All other service trades.....	72	875	75	79	75
TOURIST COURTS AND CAMPS.....	13	48	12	2	2
AMUSEMENTS.....	15	195	12	54	x

x Not available.

1/ Includes employees paid for less than the full workweek.

2/ See General Description on last page for changes from the 1939 Census of Business in the coverage of Service Trades.

Table 2.—CENSUS OF BUSINESS PRELIMINARY RESULTS FOR 1948 FOR CITIES OF 2,500 INHABITANTS OR MORE

EASTLAND COUNTY, TEX.

(Data omitted for trade groups where necessary to avoid disclosure)

City and trade group <sup>1</sup>	Number of establishments	1948 sales and receipts (Thousand dollars)	Active proprietors of unincorporated businesses Nov. 1948	Paid employees, workweek ended nearest Nov. 15, 1948	
				Total employees <sup>2</sup>	Full workweek employees
<b>Cisco:</b>					
Retail trade.....	109	5,854	109	278	230
Selected service trades...	58	438	58	81	73
<b>Eastland:</b>					
Retail trade.....	85	6,258	85	228	201
Selected service trades...		Included with "Remainder of county"			
<b>Ranger:</b>					
Retail trade.....	101	5,043	86	322	260
Selected service trades...	39	329	36	57	55
<b>Remainder of county:</b>					
Retail trade.....	130	5,352	123	248	199
Selected service trades...	78	757	80	90	83

1/ See General Description on this page for changes from the 1939 Census of Business in the coverage of Service Trades.

2/ Includes employees paid for less than the full workweek.

GENERAL DESCRIPTION OF PRELIMINARY RELEASES FOR THE 1948 CENSUS OF BUSINESS

This series of releases, of which one is planned for each county in the United States, presents preliminary results of the 1948 Census of Business. The information is based on reports submitted by business establishments for that Census. The figures shown are preliminary, and are subject to revision in the final Census publications, but the changes are expected to be relatively minor with respect to coverage. The final Census figures will be issued in a series of Business Census bulletins which will show additional detailed kind-of-business information for all places where there are a sufficient number of establishments.

The 1948 Census of Business was taken under the provision of the Act of June 19, 1948, which provides that the Business Census be taken for 1948 and for each fifth year thereafter. Previous Business Censuses were taken for the years 1929, 1933, 1935, and 1939.

**Scope of the Census.**—The 1948 Census of Business covered all establishments in the following trades, as defined by the Standard Industrial Classification Manual, May 1949 issue, of the Executive Office of the President: all retail trades; all wholesale trades; all service trades in the following four groups—personal services, business services, automobile repairs and services, and miscellaneous repair services; hotels; tourist courts and camps; and amusements, including motion picture theaters. Some important services not covered are radio broadcasting and television, medical and health, legal, educational, nonprofit, accounting, and domestic services.

This coverage is similar to that of the 1939 Business Census. However, "custom trades" and "services incidental to transportation," which are no longer included in the standard classification of the service trades, are not covered by the 1948 Census. In a number of localities, these exclusions as well as

other changes in the standard classification may have a considerable effect in comparing 1948 with 1939 data, particularly with respect to establishment count.

**Establishment definition.**—For Census purposes, a business establishment is defined to include only enterprises conducted from a recognizable place of business, provided that the annual sales were in excess of \$5,000 for a wholesale trade establishment and \$500 for establishments in other trades. A detailed analysis of coverage will be provided in future Census of Business publications.

"Number of establishments" is the number of separate business locations, rather than the number of business companies or organizations, since the Census figures represent information reported separately for each business location or establishment. The establishment count reflects the number of places in business at the end of 1948 excluding administrative and executive offices of multiunit organizations, and "chain store" warehouses.

**Sales and receipts.**—"1948 sales and receipts" represents sales of merchandise and receipts from repairs and other services to customers. The figures reflect deductions for returned goods and allowances, but not for trade-in allowances; they exclude sales and excise taxes collected from customers and paid directly to any taxing agency.

**Proprietors.**—"Active proprietors..." represents owners and partners of unincorporated businesses who devoted the major portion of their time to the business in November 1948.

**Employment.**—"Number of paid employees..." represents all employees on the pay roll for the pay period ending nearest November 15, 1948. "Full workweek" employees, whether regular or seasonal, are those who in the November 15 pay period were paid for working at least the number of hours typically worked in a week by employees of the reporting establishment.

# 1948 CENSUS OF BUSINESS

RETAIL, WHOLESALE, SERVICE TRADES

U. S. DEPARTMENT OF COMMERCE  
BUREAU OF THE CENSUS

## PRELIMINARY

For Release May 8, 1950

Release Series BC-1P-42-068

### ECTOR COUNTY, TEX.

Retail, wholesale, and service establishments located in Ector County, Texas, showed a substantial expansion in dollar volume of trade from 1939 to 1948 according to preliminary figures from the 1948 Census of Business released today by the Bureau of the Census, U. S. Department of Commerce.

Retail sales in the county during 1948 aggregated \$42.7 million, an increase of 374 percent over the \$9.0 million in 1939, when the preceding Census of Business was taken. Wholesale sales in the county reached a total of \$76.0 million in 1948 as compared with \$10.4 million in 1939. The service trades included in the Census of Business recorded receipts totaling \$2.6 million in 1948 compared with \$0.5 million in 1939.

Employment in the county also rose over the 9-year period between 1939 and 1948 for the above trades. Establishments in these trades reported a combined total of 3,089 paid employees for the workweek ended nearest November 15, 1948. This compared with a total of 1,336 employees reported for the week of November 15, 1939.

These preliminary figures have been derived from a Census report on Ector County, Texas, which also includes data for the city of Odessa. Final figures, superseding the preliminary data for Ector County, will be included in a Bulletin for the State of Texas to be issued in several months. Similar data will be made available this year in preliminary and final form for each of the counties and States. A single copy of the preliminary release for Ector County as well as an order blank for other area releases may be obtained by writing to the Bureau of the Census, Washington 25, D. C.

Table 1.—CENSUS OF BUSINESS PRELIMINARY RESULTS FOR 1948, BY TRADE GROUP  
ECTOR COUNTY, TEX.

Trade group and kind of business	Number of establishments	1948 sales and receipts (Thousand dollars)	Active proprietors of unincorporated businesses Nov. 1948	Paid employees, workweek ended nearest Nov. 15, 1948	
				Total employees <sup>1</sup>	Full workweek employees
RETAIL TRADE, total.....	412	42,735	424	1,853	1,610
Food group.....	75	10,280	82	261	213
Eating and drinking places.....	80	2,808	87	438	383
General merchandise grp, general stores	11	2,001	7	166	105
Apparel group.....	19	2,361	18	109	100
Furniture-home furnishings-appliance grp	22	2,467	26	82	80
Automotive group.....	26	8,556	29	260	258
Gasoline service stations.....	52	3,150	58	196	168
Lumber-building-hardware group.....	28	5,247	21	144	135
Drug and proprietary stores.....	23	1,437	28	96	83
All other retail stores.....	75	4,428	68	101	85
WHOLESALE TRADE, total.....	80	76,036	28	843	x
Merchant wholesalers.....	58	59,139	21	651	x
Manufact'rs' sales branches, offices..	14	12,987	-	148	x
Petroleum bulk plants, terminals.....	8	3,910	7	44	x
SELECTED SERVICE TRADES, <sup>2/</sup> total.....	144	2,568	160	393	376
Personal services.....	86	1,391	92	300	287
All other service trades.....	58	1,177	68	93	89
TOURIST COURTS AND CAMPS.....	28	337	27	33	33
AMUSEMENTS.....	13	631	5	57	x

x Not available.

<sup>1/</sup> Includes employees paid for less than the full workweek.

<sup>2/</sup> See General Description on last page for changes from the 1939 Census of Business in the coverage of Service Trades.

Table 2.—CENSUS OF BUSINESS PRELIMINARY RESULTS FOR 1948 FOR CITIES OF 2,500 INHABITANTS OR MORE  
ECTOR COUNTY, TEX.

(Data omitted for trade groups where necessary to avoid disclosure)

City and trade group <sup>1</sup>	Number of establishments	1948 sales and receipts (Thousand dollars)	Active proprietors of unincorporated businesses Nov. 1948	Paid employees, workweek ended nearest Nov. 15, 1948	
				Total employees <sup>2</sup>	Full workweek employees
Odessa:					
Retail trade.....	359	40,138	364	1,741	1,510
Selected service trades..	124	2,342	134	377	362
Tourist courts and camps.	22	297	21	26	26
Remainder of county:					
Retail trade.....	53	2,597	60	112	100
Selected service trades..	20	226	26	16	14
Tourist courts and camps.	6	40	6	7	7

1/ See General Description on this page for changes from the 1939 Census of Business in the coverage of Service Trades.

2/ Includes employees paid for less than the full workweek.

### GENERAL DESCRIPTION OF PRELIMINARY RELEASES FOR THE 1948 CENSUS OF BUSINESS

This series of releases, of which one is planned for each county in the United States, presents preliminary results of the 1948 Census of Business. The information is based on reports submitted by business establishments for that Census. The figures shown are preliminary, and are subject to revision in the final Census publications, but the changes are expected to be relatively minor with respect to coverage. The final Census figures will be issued in a series of Business Census bulletins which will show additional detailed kind-of-business information for all places where there are a sufficient number of establishments.

The 1948 Census of Business was taken under the provision of the Act of June 19, 1948, which provides that the Business Census be taken for 1948 and for each fifth year thereafter. Previous Business Censuses were taken for the years 1929, 1933, 1935, and 1939.

**Scope of the Census.**—The 1948 Census of Business covered all establishments in the following trades, as defined by the Standard Industrial Classification Manual, May 1949 issue, of the Executive Office of the President: all retail trades; all wholesale trades; all service trades in the following four groups—personal services, business services, automobile repairs and services, and miscellaneous repair services; hotels; tourist courts and camps; and amusements, including motion picture theaters. Some important services not covered are radio broadcasting and television, medical and health, legal, educational, nonprofit, accounting, and domestic services.

This coverage is similar to that of the 1939 Business Census. However, "custom trades" and "services incidental to transportation," which are no longer included in the standard classification of the service trades, are not covered by the 1948 Censuses. In a number of localities, these exclusions as well as

other changes in the standard classification may have a considerable effect in comparing 1948 with 1939 data, particularly with respect to establishment count.

**Establishment definition.**—For Census purposes, a business establishment is defined to include only enterprises conducted from a recognizable place of business, provided that the annual sales were in excess of \$5,000 for a wholesale trade establishment and \$500 for establishments in other trades. A detailed analysis of coverage will be provided in future Census of Business publications.

"Number of establishments" is the number of separate business locations, rather than the number of business companies or organizations, since the Census figures represent information reported separately for each business location or establishment. The establishment count reflects the number of places in business at the end of 1948 excluding administrative and executive offices of multiunit organizations, and "chain store" warehouses.

**Sales and receipts.**—"1948 sales and receipts" represents sales of merchandise and receipts from repairs and other services to customers. The figures reflect deductions for returned goods and allowances, but not for trade-in allowances; they exclude sales and excise taxes collected from customers and paid directly to any taxing agency.

**Proprietors.**—"Active proprietors..." represents owners and partners of unincorporated businesses who devoted the major portion of their time to the business in November 1948.

**Employment.**—"Number of paid employees..." represents all employees on the pay roll for the pay period ending nearest November 15, 1948. "Full workweek" employees, whether regular or seasonal, are those who in the November 15 pay period were paid for working at least the number of hours typically worked in a week by employees of the reporting establishment.

# 1948 CENSUS OF BUSINESS

RETAIL, WHOLESALE, SERVICE TRADES

U. S. DEPARTMENT OF COMMERCE  
BUREAU OF THE CENSUS

## PRELIMINARY

For Release May 1, 1950

Release Series BC-1P-42-069

### EDWARDS COUNTY, TEX.

Retail and service establishments located in Edwards County, Texas, showed a substantial expansion in dollar volume of trade from 1939 to 1948 according to preliminary figures from the 1948 Census of Business released today by the Bureau of the Census, U. S. Department of Commerce.

Retail sales in the county during 1948 aggregated \$1.3 million, an increase of 160 percent over the \$0.5 million in 1939, when the preceding Census of Business was taken. The service trades included in the Census of Business recorded receipts totaling \$32,000 in 1948 compared with \$19,000 in 1939.

Employment in the county also rose over the 9-year period between 1939 and 1948 for the above trades. Establishments in these trades reported a combined total of 64 paid employees for the workweek ended nearest November 15, 1948. This compared with a total of 54 employees reported for the week of November 15, 1939.

These preliminary figures have been derived from a Census report on Edwards County, Texas. Final figures, superseding the preliminary data for Edwards County, will be included in a Bulletin for the State of Texas to be issued in several months. Similar data will be made available this year in preliminary and final form for each of the counties and States. A single copy of the preliminary release for Edwards County as well as an order blank for other area releases may be obtained by writing to the Bureau of the Census, Washington 25, D. C.

Table 1.—CENSUS OF BUSINESS PRELIMINARY RESULTS FOR 1948, BY TRADE GROUP  
EDWARDS COUNTY, TEX.

Trade group and kind of business	Number of establishments	1948 sales and receipts (Thousand dollars)	Active proprietors of unincorporated businesses Nov. 1948	Paid employees, workweek ended nearest Nov. 15, 1948	
				Total employees <sup>1</sup>	Full workweek employees
RETAIL TRADE, total.....	37	1,279	35	60	58
Food group.....	11	490	13	14	14
Eating and drinking places.....	7	82	7	10	10
Gasoline service stations.....	5	100	4	8	8
All other retail stores.....	14	607	11	28	26
SELECTED SERVICE TRADES <sup>2/</sup> .....	8	32	10	4	3

<sup>1/</sup> Includes employees paid for less than the full workweek.

<sup>2/</sup> See General Description on last page for changes from the 1939 Census of Business in the coverage of Service Trades.

## GENERAL DESCRIPTION OF PRELIMINARY RELEASES FOR THE 1948 CENSUS OF BUSINESS

This series of releases, of which one is planned for each county in the United States, presents preliminary results of the 1948 Census of Business. The information is based on reports submitted by business establishments for that Census. The figures shown are preliminary, and are subject to revision in the final Census publications, but the changes are expected to be relatively minor with respect to coverage. The final Census figures will be issued in a series of Business Census bulletins which will show additional detailed kind-of-business information for all places where there are a sufficient number of establishments.

The 1948 Census of Business was taken under the provision of the Act of June 19, 1948, which provides that the Business Census be taken for 1948 and for each fifth year thereafter. Previous Business Censuses were taken for the years 1929, 1933, 1935, and 1939.

*Scope of the Census.*—The 1948 Census of Business covered all establishments in the following trades, as defined by the Standard Industrial Classification Manual, May 1949 issue, of the Executive Office of the President: all retail trades; all wholesale trades; all service trades in the following four groups—personal services, business services, automobile repairs and services, and miscellaneous repair services; hotels; tourist courts and camps; and amusements, including motion picture theaters. Some important services not covered are radio broadcasting and television, medical and health, legal, educational, nonprofit, accounting, and domestic services.

This coverage is similar to that of the 1939 Business Census. However, "custom trades" and "services incidental to transportation," which are no longer included in the standard classification of the service trades, are not covered by the 1948 Census. In a number of localities, these exclusions as well as other changes in the standard classification may have a considerable effect in comparing

1948 with 1939 data, particularly with respect to establishment count.

*Establishment definition.*—For Census purposes, a business establishment is defined to include only enterprises conducted from a recognizable place of business, provided that the annual sales were in excess of \$5,000 for a wholesale trade establishment and \$500 for establishments in other trades. A detailed analysis of coverage will be provided in future Census of Business publications.

"Number of establishments" is the number of separate business locations, rather than the number of business companies or organizations, since the Census figures represent information reported separately for each business location or establishment. The establishment count reflects the number of places in business at the end of 1948 excluding administrative and executive offices of multiunit organizations, and "chain store" warehouses.

*Sales and receipts.*—"1948 sales and receipts" represents sales of merchandise and receipts from repairs and other services to customers. The figures reflect deductions for returned goods and allowances, but not for trade-in allowances; they exclude sales and excise taxes collected from customers and paid directly to any taxing agency.

*Proprietors.*—"Active proprietors..." represents owners and partners of unincorporated businesses who devoted the major portion of their time to the business in November 1948.

*Employment.*—"Number of paid employees..." represents all employees on the pay roll for the pay period ending nearest November 15, 1948. "Full workweek" employees, whether regular or seasonal, are those who in the November 15 pay period were paid for working at least the number of hours typically worked in a week by employees of the reporting establishment.

# 1948 CENSUS OF BUSINESS

RETAIL, WHOLESALE, SERVICE TRADES

U. S. DEPARTMENT OF COMMERCE  
BUREAU OF THE CENSUS

## PRELIMINARY

For Release May 8, 1950

Release Series BC-1P-42-070

### ELLIS COUNTY, TEX.

Retail, wholesale, and service establishments located in Ellis County, Texas, showed a substantial expansion in dollar volume of trade from 1939 to 1948 according to preliminary figures from the 1939 Census of Business released today by the Bureau of the Census, U. S. Department of Commerce.

Retail sales in the county during 1948 aggregated \$30.8 million, an increase of 228 percent over the \$9.4 million in 1939, when the preceding Census of Business was taken. Wholesale sales in the county reached a total of \$16.1 million in 1948 as compared with \$7.9 million in 1939. The service trades included in the Census of Business recorded receipts totaling \$1.5 million in 1948 compared with \$0.5 million in 1939.

Employment in the county also rose over the 9-year period between 1939 and 1948 for the above trades. Establishments in these trades reported a combined total of 1,929 paid employees for the workweek ended nearest November 15, 1948. This compared with a total of 1,447 employees reported for the week of November 15, 1939.

These preliminary figures have been derived from a Census report on Ellis County, Texas, which also includes data for the cities of Ennis and Waxahachie. Final figures, superseding the preliminary data for Ellis County, will be included in a Bulletin for the State of Texas to be issued in several months. Similar data will be made available this year in preliminary and final form for each of the counties and States. A single copy of the preliminary release for Ellis County as well as an order blank for other area releases may be obtained by writing to the Bureau of the Census, Washington 25, D. C.

Table 1.—CENSUS OF BUSINESS PRELIMINARY RESULTS FOR 1948, BY TRADE GROUP  
ELLIS COUNTY, TEX.

Trade group and kind of business	Number of establishments	1948 sales and receipts (Thousand dollars)	Active proprietors of unincorporated businesses Nov. 1948	Paid employees, workweek ended nearest Nov. 15, 1948	
				Total employees <sup>1</sup>	Full workweek employees
RETAIL TRADE, total.....	609	30,762	602	1,555	1,173
Food group.....	180	9,156	184	253	174
Eating and drinking places.....	80	1,017	77	198	151
General merchandise grp, general stores.....	38	2,592	28	310	166
Apparel group.....	25	1,097	27	60	47
Furniture-home furnishings-appliance grp.....	24	1,403	27	75	57
Automotive group.....	52	5,926	54	175	171
Gasoline service stations.....	96	2,437	100	138	107
Lumber-building-hardware group.....	47	4,505	41	191	178
Drug and proprietary stores.....	20	1,014	22	88	69
All other retail stores.....	47	1,615	42	67	53
WHOLESALE TRADE, total.....	60	16,102	53	122	x
Petroleum bulk plants, terminals.....	17	2,793	17	38	x
Assemblers of farm products.....	26	10,315	23	41	x
Other types of wholesale.....	17	2,994	13	43	x
SELECTED SERVICE TRADES, <sup>2</sup> / <sub>total</sub> .....	205	1,503	222	252	228
Personal services.....	130	926	137	210	189
All other service trades.....	75	577	85	42	39

x. Not available.

<sup>1</sup>/ Includes employees paid for less than the full workweek.

<sup>2</sup>/ See General Description on last page for changes from the 1939 Census of Business in the coverage of Service Trades.

Table 2.—CENSUS OF BUSINESS PRELIMINARY RESULTS FOR 1948 FOR CITIES OF 2,500 INHABITANTS OR MORE

## ELLIS COUNTY, TEX.

(Data omitted for trade groups where necessary to avoid disclosure)

City and trade group <sup>1</sup>	Number of establishments	1948 sales and receipts (Thousand dollars)	Active proprietors of unincorporated businesses Nov. 1948	Paid employees, workweek ended nearest Nov. 15, 1948	
				Total employees <sup>2</sup>	Full workweek employees
<b>Ennis:</b>					
Retail trade.....	165	9,049	162	445	334
Wholesale trade.....	15	7,551	16	38	x
Selected service trades....	54	383	58	78	73
<b>Waxahachie:</b>					
Retail trade.....	206	14,220	200	752	596
Wholesale trade.....	27	4,993	24	49	x
Selected service trade.....	75	648	84	129	118
<b>Remainder of county:<sup>3/</sup></b>					
Retail trade.....	238	7,493	240	358	243
Wholesale trade.....	18	3,558	13	35	x
Selected service trades....	76	472	80	45	37

x Not available.

<sup>1/</sup> See General Description on this page for changes from the 1939 Census of Business in the coverage of Service Trades.

<sup>2/</sup> Includes employees paid for less than the full workweek.

<sup>3/</sup> Includes figures for establishments, other than wholesale, not located in cities of 2,500 inhabitants or more, and wholesale establishments not located in cities of 5,000 inhabitants or more.

## GENERAL DESCRIPTION OF PRELIMINARY RELEASES FOR THE 1948 CENSUS OF BUSINESS

This series of releases, of which one is planned for each county in the United States, presents preliminary results of the 1948 Census of Business. The information is based on reports submitted by business establishments for that Census. The figures shown are preliminary, and are subject to revision in the final Census publications, but the changes are expected to be relatively minor with respect to coverage. The final Census figures will be issued in a series of Business Census bulletins which will show additional detailed kind-of-business information for all places where there are a sufficient number of establishments.

The 1948 Census of Business was taken under the provision of the Act of June 19, 1948, which provides that the Business Census be taken for 1948 and for each fifth year thereafter. Previous Business Censuses were taken for the years 1929, 1933, 1935, and 1939.

**Scope of the Census.**—The 1948 Census of Business covered all establishments in the following trades, as defined by the Standard Industrial Classification Manual, May 1949 issue, of the Executive Office of the President: all retail trades; all wholesale trades; all service trades in the following four groups—personal services, business services, automobile repairs and services, and miscellaneous repair services; hotels; tourist courts and camps; and amusements, including motion picture theaters. Some important services not covered are radio broadcasting and television, medical and health, legal, educational, nonprofit, accounting, and domestic services.

This coverage is similar to that of the 1939 Business Census. However, "custom trades" and "services incidental to transportation," which are no longer included in the standard classification of the service trades, are not covered by the 1948 Census. In a number of localities, these exclusions as well as

other changes in the standard classification may have a considerable effect in comparing 1948 with 1939 data, particularly with respect to establishment count.

**Establishment definition.**—For Census purposes, a business establishment is defined to include only enterprises conducted from a recognizable place of business, provided that the annual sales were in excess of \$5,000 for a wholesale trade establishment and \$500 for establishments in other trades. A detailed analysis of coverage will be provided in future Census of Business publications.

"Number of establishments" is the number of separate business locations, rather than the number of business companies or organizations, since the Census figures represent information reported separately for each business location or establishment. The establishment count reflects the number of places in business at the end of 1948 excluding administrative and executive offices of multiunit organizations, and "chain store" warehouses.

**Sales and receipts.**—"1948 sales and receipts" represents sales of merchandise and receipts from repairs and other services to customers. The figures reflect deductions for returned goods and allowances, but not for trade-in allowances; they exclude sales and excise taxes collected from customers and paid directly to any taxing agency.

**Proprietors.**—"Active proprietors..." represents owners and partners of unincorporated businesses who devoted the major portion of their time to the business in November 1948.

**Employment.**—"Number of paid employees..." represents all employees on the pay roll for the pay period ending nearest November 15, 1948. "Full workweek" employees, whether regular or seasonal, are those who in the November 15 pay period were paid for working at least the number of hours typically worked in a week by employees of the reporting establishment.



# 1948 CENSUS OF BUSINESS

RETAIL, WHOLESALE, SERVICE TRADES

U. S. DEPARTMENT OF COMMERCE  
BUREAU OF THE CENSUS

## PRELIMINARY

For Release May 22, 1950

Release Series BC-1P-42-071

### EL PASO COUNTY, TEX.

Retail, wholesale, and service establishments located in El Paso County, Texas, showed a substantial expansion in dollar volume of trade from 1939 to 1948 according to preliminary figures from the 1948 Census of Business released today by the Bureau of the Census, U. S. Department of Commerce.

Retail sales in the county during 1948 aggregated \$159.7 million, an increase of 276 percent over the \$42.5 million sales in 1939, when the preceding Census of Business was taken. Wholesale sales volume in the county showed a 294 percent rise over the same period, reaching a total of \$217.2 million in 1948 as compared with \$55.1 million in 1939. The service trades included in the Census of Business reported receipts totaling \$7.4 million in 1948 compared with \$2.9 million in 1939.

Employment in the county also rose over the 9-year period between 1939 and 1948 for the trades covered by the Census of Business. Retail trade establishments reported 10,033 paid employees for the workweek ended nearest November 15, 1948. Of these, 8,436 worked the full week, and the remainder part of the week. The comparable total and full workweek figures for 1939 were 5,933 and 4,752. Wholesale trade establishments reported a total of 3,948 full- and part-week employees for the week of November 15, 1948, compared with 2,139 for the same week in 1939. For the selected service trades, November 15, 1948, paid employees numbered 1,647; the comparable figure for 1939, adjusted for change in scope between the two Censuses, was 1,333.

These preliminary figures have been derived from a Census report on El Paso County, Texas. The report also contains data for the city of El Paso.

Final figures, superseding the preliminary data for El Paso County, will be included in a Bulletin for the State of Texas to be issued in several months. Similar data will be made available this year in preliminary and final form for each of the counties and States. A single copy of the preliminary release for El Paso County as well as an order blank for other area releases may be obtained by writing to the Bureau of the Census, Washington 25, D. C.

91656

Table 1.—CENSUS OF BUSINESS PRELIMINARY RESULTS FOR 1948, BY TRADE GROUP

EL PASO COUNTY, TEX.

Trade group and kind of business	Number of establishments	1948 sales and receipts (Thousand dollars)	Active proprietors of unincorporated businesses Nov. 1948	Paid employees, workweek ended nearest Nov. 15, 1948	
				Total employees <sup>1</sup>	Full workweek employees
RETAIL TRADE, total.....	1,936	159,718	1,904	10,033	8,436
Food group.....	603	34,328	620	1,048	883
Eating and drinking places.....	444	11,435	445	1,875	1,644
General merchandise grp, general stores	53	29,012	32	2,812	2,021
Apparel group.....	82	12,821	57	753	634
Furniture-home furnishgs-appliance grp	79	9,870	99	597	577
Automotive group.....	84	28,330	86	1,067	1,016
Gasoline service stations.....	188	5,845	194	356	287
Lumber-building-hardware group.....	81	10,778	76	412	380
Drug and proprietary stores.....	64	6,234	54	571	521
All other retail stores.....	258	11,065	241	542	473
WHOLESALE TRADE, total.....	333	217,228	241	3,948	x
Merchant wholesalers, total.....	228	128,559	184	3,155	x
Groceries, foods.....	47	31,879	56	798	x
Dry goods, apparel.....	14	3,421	14	123	x
Hardware, elec'l, plum'g and heat'g.	23	27,638	8	656	x
Mach'y, equip't, industrial supplies	47	15,300	36	510	x
Automotive parts, accessories.....	18	4,149	11	191	x
All other merchant wholesalers.....	79	46,172	59	877	x
Manufact'rs' sales branches, offices..	47	60,214	-	609	x
Agents, brokers (merchandise).....	32	14,105	30	34	x
Other types of wholesale.....	26	14,350	27	150	x
SELECTED SERVICE TRADES, <sup>2/</sup> total.....	527	7,365	542	1,647	1,540
Personal services.....	312	4,527	311	1,230	1,183
Business services.....	32	617	34	142	113
Automotive repairs and services.....	85	1,020	91	110	101
Other repair services.....	98	1,201	106	165	143
HOTELS.....		Data withheld to avoid disclosure.			
TOURIST COURTS AND CAMPS.....	50	1,345	48	240	226
AMUSEMENTS.....	41	2,222	32	293	x

x Not available.

<sup>1/</sup> Includes employees paid for less than the full workweek.<sup>2/</sup> See General Description on last page for changes from the 1939 Census of Business in the coverage of Service Trades.

91686

Table 2.—CENSUS OF BUSINESS PRELIMINARY RESULTS FOR 1948 FOR CITIES OF 2,500 INHABITANTS OR MORE

EL PASO COUNTY, TEX.

(Data omitted for trade groups where necessary to avoid disclosure)

City and trade group <sup>1</sup>	Number of establishments	1948 sales and receipts (Thousand dollars)	Active proprietors of unincorporated businesses Nov. 1948	Paid employees, workweek ended nearest Nov. 15, 1948	
				Total employees <sup>2</sup>	Full workweek employees
El Paso:					
Retail trade.....	1,471	141,920	1,422	9,135	7,702
Wholesale trade.....	316	212,216	222	3,860	x
Selected service trades....	448	6,828	462	1,565	1,468
Hotels.....	45	3,354	24	817	743
Remainder of county:					
Retail trade.....	465	17,798	482	898	734
Wholesale trade.....	17	5,012	19	88	x
Selected service trades....	79	537	80	82	72

x Not available.

1/ See General Description on this page for changes from the 1939 Census of Business in the coverage of Service Trades.

2/ Includes employees paid for less than the full workweek.

GENERAL DESCRIPTION OF PRELIMINARY RELEASES FOR THE 1948 CENSUS OF BUSINESS

This series of releases, of which one is planned for each county in the United States, presents preliminary results of the 1948 Census of Business. The information is based on reports submitted by business establishments for that Census. The figures shown are preliminary, and are subject to revision in the final Census publication, but the changes are expected to be relatively minor with respect to coverage. The final Census figures will be issued in a series of Business Census bulletins which will show additional detailed kind-of-business information for all places where there are a sufficient number of establishments.

The 1948 Census of Business was taken under the provision of the Act of June 19, 1948, which provides that the Business Census be taken for 1948 and for each fifth year thereafter. Previous Business Censuses were taken for the years 1929, 1933, 1935, and 1939.

**Scope of the Census.**—The 1948 Census of Business covered all establishments in the following trades, as defined by the Standard Industrial Classification Manual, May 1949 issue, of the Executive Office of the President: all retail trades; all wholesale trades; all service trades in the following four groups—personal services, business services, automobile repairs and services, and miscellaneous repair services; hotels; tourist courts and camps; and amusements, including motion picture theaters. Some important services not covered are radio broadcasting and television, medical and health, legal, educational, nonprofit, accounting, and domestic services.

This coverage is similar to that of the 1939 Business Census. However, "custom trades" and "services incidental to transportation," which are no longer included in the standard classification of the service trades, are not covered by the 1948 Census. In a number of localities, these exclusions as well as

other changes in the standard classification may have a considerable effect in comparing 1948 with 1939 data, particularly with respect to establishment count.

**Establishment definition.**—For Census purposes, a business establishment is defined to include only enterprises conducted from a recognizable place of business, provided that the annual sales were in excess of \$5,000 for a wholesale trade establishment and \$500 for establishments in other trades. A detailed analysis of coverage will be provided in future Census of Business publications.

"Number of establishments" is the number of separate business locations, rather than the number of business companies or organizations, since the Census figures represent information reported separately for each business location or establishment. The establishment count reflects the number of places in business at the end of 1948 excluding administrative and executive offices of multiunit organizations, and "chain store" warehouses.

**Sales and receipts.**—"1948 sales and receipts" represents sales of merchandise and receipts from repairs and other services to customers. The figures reflect deductions for returned goods and allowances, but not for trade-in allowances; they exclude sales and excise taxes collected from customers and paid directly to any taxing agency.

**Proprietors.**—"Active proprietors..." represents owners and partners of unincorporated businesses who devoted the major portion of their time to the business in November 1948.

**Employment.**—"Number of paid employees..." represents all employees on the pay roll for the pay period ending nearest November 15, 1948. "Full workweek" employees, whether regular or seasonal, are those who in the November 15 pay period were paid for working at least the number of hours typically worked in a week by employees of the reporting establishment.

RF

W

2/

2/

2/

2/

48

bl

x

12

d. n.

# 1948 CENSUS OF BUSINESS

RETAIL, WHOLESALE, SERVICE TRADES

U. S. DEPARTMENT OF COMMERCE  
BUREAU OF THE CENSUS

## PRELIMINARY

For Release May 8, 1950

Release Series BC-1P-42-072

### ERATH COUNTY, TEX.

Retail, wholesale, and service establishments located in Erath County, Texas, showed a substantial expansion in dollar volume of trade from 1939 to 1948 according to preliminary figures from the 1948 Census of Business released today by the Bureau of the Census, U. S. Department of Commerce.

Retail sales in the county during 1948 aggregated \$13.4 million, an increase of 253 percent over the \$3.8 million in 1939, when the preceding Census of Business was taken. Wholesale sales in the county reached a total of \$4.4 million in 1948 as compared with \$1.9 million in 1939. The service trades included in the Census of Business recorded receipts totaling \$547,000 in 1948 compared with \$198,000 in 1939.

Employment in the county rose over the 9-year period between 1939 and 1948 for the above trades. Establishments in these trades reported a combined total of 752 paid employees for the workweek ended nearest November 15, 1948. This compared with a total of 740 employees reported for the week of November 15, 1939.

These preliminary figures have been derived from a Census report on Erath County, Texas, which also includes data for the cities of Dublin and Stephenville. Final figures, superseding the preliminary data for Erath County, will be included in a Bulletin for the State of Texas to be issued in several months. Similar data will be made available this year in preliminary and final form for each of the counties and States. A single copy of the preliminary release for Erath County as well as an order blank for other area releases may be obtained by writing to the Bureau of the Census, Washington 25, D. C.

Table 1.—CENSUS OF BUSINESS PRELIMINARY RESULTS FOR 1948, BY TRADE GROUP

### ERATH COUNTY, TEX.

Trade group and kind of business	Number of establishments	1948 sales and receipts (Thousand dollars)	Active proprietors of unincorporated businesses Nov. 1948	Paid employees, workweek ended nearest Nov. 15, 1948	
				Total employees <sup>1</sup>	Full workweek employees
RETAIL TRADE, total.....	237	13,398	226	575	487
Food group.....	48	2,373	46	65	43
Eating and drinking places.....	19	369	18	67	52
General merchandise grp, general stores	17	1,543	10	122	95
Apparel group.....	9	318	6	21	17
Furniture-home furnishings-appliance grp	13	402	13	18	16
Automotive group.....	27	2,694	30	65	64
Gasoline service stations.....	41	984	40	56	50
Lumber-building-hardware group.....	24	1,967	21	76	75
Drug and proprietary stores.....	10	405	10	32	27
All other retail stores.....	29	2,343	32	53	48
WHOLESALE TRADE, total.....	20	4,352	14	63	x
Merchant wholesalers.....	8	1,475	5	21	x
Other types of wholesale.....	12	2,877	9	42	x
SELECTED SERVICE TRADES, <sup>2</sup> /total.....	81	547	85	114	100
Personal services.....	49	368	52	94	83
All other service trades.....	32	179	33	20	17

x Not available.

1/ Includes employees paid for less than the full workweek.

2/ See General Description on last page for changes from the 1939 Census of Business in the coverage of Service Trades.

Table 2.—CENSUS OF BUSINESS PRELIMINARY RESULTS FOR 1948 FOR CITIES OF 2,500 INHABITANTS OR MORE

ERATH COUNTY, TEX.

(Data omitted for trade groups where necessary to avoid disclosure)

City and trade group <sup>1</sup>	Number of establishments	1948 sales and receipts (Thousand dollars)	Active proprietors of unincorporated businesses Nov. 1948	Paid employees, workweek ended nearest Nov. 15, 1948	
				Total employees <sup>2</sup>	Full workweek employees
Dublin:					
Retail trade.....	66	3,295	57	146	118
Selected service trades...	13	88	13	14	10
Stephenville:					
Retail trade.....	127	9,077	127	388	330
Selected service trades...	61	430	65	97	87
Remainder of county: <sup>3/</sup>					
Retail trade.....	44	1,026	42	41	39
Selected service trades...	7	29	7	3	3

<sup>1/</sup> See General Description on this page for changes from the 1939 Census of Business in the coverage of Service Trades.

<sup>2/</sup> Includes employees paid for less than the full workweek.

<sup>3/</sup> Includes figures for establishments not located in cities of 2,500 inhabitants or more.

GENERAL DESCRIPTION OF PRELIMINARY RELEASES FOR THE 1948 CENSUS OF BUSINESS

This series of releases, of which one is planned for each county in the United States, presents preliminary results of the 1948 Census of Business. The information is based on reports submitted by business establishments for that Census. The figures shown are preliminary, and are subject to revision in the final Census publications, but the changes are expected to be relatively minor with respect to coverage. The final Census figures will be issued in a series of Business Census bulletins which will show additional detailed kind-of-business information for all places where there are a sufficient number of establishments.

The 1948 Census of Business was taken under the provision of the Act of June 19, 1948, which provides that the Business Census be taken for 1948 and for each fifth year thereafter. Previous Business Censuses were taken for the years 1929, 1933, 1935, and 1939.

**Scope of the Census.**—The 1948 Census of Business covered all establishments in the following trades, as defined by the Standard Industrial Classification Manual, May 1949 issue, of the Executive Office of the President: all retail trades; all wholesale trades; all service trades in the following four groups—personal services, business services, automobile repairs and services, and miscellaneous repair services; hotels; tourist courts and camps; and amusements, including motion picture theaters. Some important services not covered are radio broadcasting and television, medical and health, legal, educational, nonprofit, accounting, and domestic services.

This coverage is similar to that of the 1939 Business Census. However, "custom trades" and "services incidental to transportation," which are no longer included in the standard classification of the service trades, are not covered by the 1948 Census. In a number of localities, these exclusions as well as

other changes in the standard classification may have a considerable effect in comparing 1948 with 1939 data, particularly with respect to establishment count.

**Establishment definition.**—For Census purposes, a business establishment is defined to include only enterprises conducted from a recognizable place of business, provided that the annual sales were in excess of \$5,000 for a wholesale trade establishment and \$500 for establishments in other trades. A detailed analysis of coverage will be provided in future Censuses of Business publications.

"Number of establishments" is the number of separate business locations, rather than the number of business companies or organizations, since the Census figures represent information reported separately for each business location or establishment. The establishment count reflects the number of places in business at the end of 1948 excluding administrative and executive offices of multiunit organizations, and "chain store" warehouses.

**Sales and receipts.**—"1948 sales and receipts" represents sales of merchandise and receipts from repairs and other services to customers. The figures reflect deductions for returned goods and allowances, but not for trade-in allowances; they exclude sales and excise taxes collected from customers and paid directly to any taxing agency.

**Proprietors.**—"Active proprietors..." represents owners and partners of unincorporated businesses who devoted the major portion of their time to the business in November 1948.

**Employment.**—"Number of paid employees..." represents all employees on the pay roll for the pay period ending nearest November 15, 1948. "Full workweek" employees, whether regular or seasonal, are those who in the November 15 pay period were paid for working at least the number of hours typically worked in a week by employees of the reporting establishment.

# 1948 CENSUS OF BUSINESS

RETAIL, WHOLESALE, SERVICE TRADES

U. S. DEPARTMENT OF COMMERCE  
BUREAU OF THE CENSUS

## PRELIMINARY

For Release May 15, 1950

Release Series BC-1P-42-073

### FALLS COUNTY, TEX.

Retail, wholesale, and service establishments located in Falls County, Texas, showed a substantial expansion in dollar volume of trade from 1939 to 1948 according to preliminary figures from the 1948 Census of Business released today by the Bureau of the Census, U. S. Department of Commerce.

Retail sales in the county during 1948 aggregated \$17.8 million, an increase of 249 percent over the \$5.1 million in 1939, when the preceding Census of Business was taken. Wholesale sales in the county reached a total of \$4.4 million in 1948 as compared with \$1.9 million in 1939. The service trades included in the Census of Business recorded receipts totaling \$856,000 in 1948 compared with \$326,000 in 1939.

Employment in the county also rose over the 9-year period between 1939 and 1948 for the above trades. Establishments in these trades reported a combined total of 1,005 paid employees for the workweek ended nearest November 15, 1948. This compared with a total of 703 employees reported for the week of November 15, 1939.

These preliminary figures have been derived from a Census report on Falls County, Texas, which also includes data for the city of Marlin. Final figures, superseding the preliminary data for Falls County, will be included in a Bulletin for the State of Texas to be issued in several months. Similar data will be made available this year in preliminary and final form for each of the counties and States. A single copy of the preliminary release for Falls County as well as an order blank for other area releases may be obtained by writing to the Bureau of the Census, Washington 25, D. C.

Table 1.—CENSUS OF BUSINESS PRELIMINARY RESULTS FOR 1948, BY TRADE GROUP

### FALLS COUNTY, TEX.

Trade group and kind of business	Number of establishments	1948 sales and receipts (Thousand dollars)	Active proprietors of unincorporated businesses Nov. 1948	Paid employees, workweek ended nearest Nov. 15, 1948	
				Total employees <sup>1</sup>	Full workweek employees
RETAIL TRADE, total.....	400	17,786	353	789	658
Food group.....	124	4,157	110	133	96
Eating and drinking places.....	82	970	73	146	122
General merchandise grp, general stores	16	1,458	6	114	86
Apparel group.....	14	552	14	33	25
Furniture-home furnishings-appliance grp	12	660	10	30	25
Automotive group.....	20	2,839	22	107	105
Gasoline service stations.....	32	642	31	44	37
Lumber-building-hardware group.....	19	1,775	13	61	54
Drug and proprietary stores.....	12	491	12	46	39
All other retail stores.....	69	4,242	62	75	69
WHOLESALE TRADE, total.....	26	4,391	23	54	x
Merchant wholesalers.....	13	2,976	10	38	x
Other types of wholesale.....	13	1,415	13	16	x
SELECTED SERVICE TRADES, <sup>2</sup> /total.....	96	856	101	162	145
Personal services.....	56	647	57	141	129
All other service trades.....	40	209	44	21	16
TOURIST COURTS AND CAMPS.....	8	39	6	5	2

x Not available.

<sup>1</sup>/ Includes employees paid for less than the full workweek.

<sup>2</sup>/ See General Description on last page for changes from the 1939 Census of Business in the coverage of Service Trades.

Table 2.—CENSUS OF BUSINESS PRELIMINARY RESULTS FOR 1948 FOR CITIES OF 2,500 INHABITANTS OR MORE

FALLS COUNTY, TEX.

(Data omitted for trade groups where necessary to avoid disclosure)

City and trade group <sup>1</sup>	Number of establishments	1948 sales and receipts (Thousand dollars)	Active proprietors of unincorporated businesses Nov. 1948	Paid employees, workweek ended nearest Nov. 15, 1948	
				Total employees <sup>2</sup>	Full workweek employees
<b>Marlin:</b>					
Retail trade.....	178	10,596	163	541	453
Wholesale trade.....	11	1,408	9	27	x
Selected service trades..	52	668	57	139	127
Tourist courts and camps.	8	39	6	5	2
<b>Remainder of county:</b>					
Retail trade.....	222	7,190	190	248	205
Wholesale trade.....	15	2,983	14	27	x
Selected service trades..	44	188	44	23	18

x Not available.

1/ See General Description on this page for changes from the 1939 Census of Business in the coverage of Service Trades.

2/ Includes employees paid for less than the full workweek.

GENERAL DESCRIPTION OF PRELIMINARY RELEASES FOR THE 1948 CENSUS OF BUSINESS

This series of releases, of which one is planned for each county in the United States, presents preliminary results of the 1948 Census of Business. The information is based on reports submitted by business establishments for that Census. The figures shown are preliminary, and are subject to revision in the final Census publications, but the changes are expected to be relatively minor with respect to coverage. The final Census figures will be issued in a series of Business Census bulletins which will show additional detailed kind-of-business information for all places where there are a sufficient number of establishments.

The 1948 Census of Business was taken under the provision of the Act of June 19, 1948, which provides that the Business Censuses be taken for 1948 and for each fifth year thereafter. Previous Business Censuses were taken for the years 1929, 1933, 1935, and 1939.

**Scope of the Census.**—The 1948 Census of Business covered all establishments in the following trades, as defined by the Standard Industrial Classification Manual, May 1949 issue, of the Executive Office of the President: all retail trades; all wholesale trades; all service trades in the following four groups—personal services, business services, automobile repairs and services, and miscellaneous repair services; hotels; tourist courts and camps; and amusements, including motion picture theaters. Some important services not covered are radio broadcasting and television, medical and health, legal, educational, nonprofit, accounting, and domestic services.

This coverage is similar to that of the 1939 Business Census. However, "custom trades" and "services incidental to transportation," which are no longer included in the standard classification of the service trades, are not covered by the 1948 Census. In a number of localities, these exclusions as well as

other changes in the standard classification may have a considerable effect in comparing 1948 with 1939 data, particularly with respect to establishment count.

**Establishment definition.**—For Census purposes, a business establishment is defined to include only enterprises conducted from a recognizable place of business, provided that the annual sales were in excess of \$5,000 for a wholesale trade establishment and \$500 for establishments in other trades. A detailed analysis of coverage will be provided in future Censuses of Business publications.

"Number of establishments" is the number of separate business locations, rather than the number of business companies or organizations, since the Census figures represent information reported separately for each business location or establishment. The establishment count reflects the number of places in business at the end of 1948 excluding administrative and executive offices of multiunit organizations, and "chain store" warehouses.

**Sales and receipts.**—"1948 sales and receipts" represents sales of merchandise and receipts from repairs and other services to customers. The figures reflect deductions for returned goods and allowances, but not for trade-in allowances; they exclude sales and excise taxes collected from customers and paid directly to any taxing agency.

**Proprietors.**—"Active proprietors..." represents owners and partners of unincorporated businesses who devoted the major portion of their time to the business in November 1948.

**Employment.**—"Number of paid employees..." represents all employees on the pay roll for the pay period ending nearest November 15, 1948. "Full workweek" employees, whether regular or seasonal, are those who in the November 15 pay period were paid for working at least the number of hours typically worked in a week by employees of the reporting establishment.



# 1948 CENSUS OF BUSINESS

RETAIL, WHOLESALE, SERVICE TRADES

U. S. DEPARTMENT OF COMMERCE  
BUREAU OF THE CENSUS

## PRELIMINARY

For Release May 15, 1950

Release Series BC-1P-42-074

### FANNIN COUNTY, TEX.

Retail, wholesale, and service establishments located in Fannin County, Texas, showed a substantial expansion in dollar volume of trade from 1939 to 1948 according to preliminary figures from the 1948 Census of Business released today by the Bureau of the Census, U. S. Department of Commerce.

Retail sales in the county during 1948 aggregated \$16.1 million, an increase of 173 percent over the \$5.9 million in 1939, when the preceding Census of Business was taken. Wholesale sales in the county reached a total of \$5.9 million in 1948 as compared with \$2.4 million in 1939. The service trades included in the Census of Business recorded receipts totaling \$639,000 in 1948 compared with \$259,000 in 1939.

Employment in the county also rose over the 9-year period between 1939 and 1948 for the above trades. Establishments in these trades reported a combined total of 1,112 paid employees for the workweek ended nearest November 15, 1948. This compared with a total of 828 employees reported for the week of November 15, 1939.

These preliminary figures have been derived from a Census report on Fannin County, Texas, which also includes data for the city of Bonham. Final figures, superseding the preliminary data for Fannin County, will be included in a Bulletin for the State of Texas to be issued in several months. Similar data will be made available this year in preliminary and final form for each of the counties and States. A single copy of the preliminary release for Fannin County as well as an order blank for other area releases may be obtained by writing to the Bureau of the Census, Washington 25, D. C.

Table 1.—CENSUS OF BUSINESS PRELIMINARY RESULTS FOR 1948, BY TRADE GROUP

### FANNIN COUNTY, TEX.

Trade group and kind of business	Number of establishments	1948 sales and receipts (Thousand dollars)	Active proprietors of unincorporated businesses Nov. 1948	Paid employees, workweek ended nearest Nov. 15, 1948	
				Total employees <sup>1</sup>	Full workweek employees
RETAIL TRADE, total.....	435	16,091	438	904	701
Food group.....	144	5,052	147	135	107
Eating and drinking places.....	41	503	47	124	93
General merchandise grp, general stores	31	1,960	26	206	110
Apparel group.....	17	441	20	29	20
Furniture-home furnishgs-appliance grp	15	576	11	30	26
Automotive group.....	26	2,755	24	116	113
Gasoline service stations.....	71	1,112	70	55	49
Lumber-building-hardware group.....	39	2,167	40	99	91
Drug and proprietary stores.....	19	702	22	60	50
All other retail stores.....	32	823	31	50	42
WHOLESALE TRADE, total.....	34	5,868	28	86	x
Merchant wholesalers.....	8	1,274	4	31	x
Other types of wholesale.....	26	4,594	24	55	x
SELECTED SERVICE TRADES, <sup>2</sup> /total.....	108	639	116	122	106
Personal services.....	64	454	67	104	94
All other service trades.....	44	185	49	18	12

x Not available.

<sup>1</sup>/ Includes employees paid for less than the full workweek.

<sup>2</sup>/ See General Description on last page for changes from the 1939 Census of Business in the coverage of Service Trades.

Table 2.—CENSUS OF BUSINESS PRELIMINARY RESULTS FOR 1948 FOR CITIES OF 2,500 INHABITANTS OR MORE  
FANNIN COUNTY, TEX.

(Data omitted for trade groups where necessary to avoid disclosure)

City and trade group <sup>1</sup>	Number of establishments	1948 sales and receipts (Thousand dollars)	Active proprietors of unincorporated businesses Nov. 1948	Paid employees, workweek ended nearest Nov. 15, 1948	
				Total employees <sup>2</sup>	Full workweek employees
Bonham:					
Retail trade.....	155	8,537	164	555	417
Wholesale trade.....	16	3,949	10	45	x
Selected service trades..	48	361	56	78	67
Remainder of county:					
Retail trade.....	280	7,554	274	349	284
Wholesale trade.....	18	1,919	18	41	x
Selected service trades..	60	278	60	44	39

x Not available.

1/ See General Description on this page for changes from the 1939 Census of Business in the coverage of Service Trades.

2/ Includes employees paid for less than the full workweek.

### GENERAL DESCRIPTION OF PRELIMINARY RELEASES FOR THE 1948 CENSUS OF BUSINESS

This series of releases, of which one is planned for each county in the United States, presents preliminary results of the 1948 Census of Business. The information is based on reports submitted by business establishments for that Census. The figures shown are preliminary, and are subject to revision in the final Census publications, but the changes are expected to be relatively minor with respect to coverage. The final Census figures will be issued in a series of Business Census bulletins which will show additional detailed kind-of-business information for all places where there are a sufficient number of establishments.

The 1948 Census of Business was taken under the provision of the Act of June 19, 1948, which provides that the Business Census be taken for 1948 and for each fifth year thereafter. Previous Business Censuses were taken for the years 1929, 1933, 1935, and 1939.

**Scope of the Census.**—The 1948 Census of Business covered all establishments in the following trades, as defined by the Standard Industrial Classification Manual, May 1949 issue, of the Executive Office of the President: all retail trades; all wholesale trades; all service trades in the following four groups—personal services, business services, automobile repairs and services, and miscellaneous repair services; hotels; tourist courts and camps; and amusements, including motion picture theaters. Some important services not covered are radio broadcasting and television, medical and health, legal, educational, nonprofit, accounting, and domestic services.

This coverage is similar to that of the 1939 Business Census. However, "custom trades" and "services incidental to transportation," which are no longer included in the standard classification of the service trades, are not covered by the 1948 Census. In a number of localities, these exclusions as well as

other changes in the standard classification may have a considerable effect in comparing 1948 with 1939 data, particularly with respect to establishment count.

**Establishment definition.**—For Census purposes, a business establishment is defined to include only enterprises conducted from a recognizable place of business, provided that the annual sales were in excess of \$5,000 for a wholesale trade establishment and \$500 for establishments in other trades. A detailed analysis of coverage will be provided in future Censuses of Business publications.

"Number of establishments" is the number of separate business locations, rather than the number of business companies or organizations, since the Census figures represent information reported separately for each business location or establishment. The establishment count reflects the number of places in business at the end of 1948 excluding administrative and executive offices of multinait organizations, and "chain store" warehouses.

**Sales and receipts.**—"1948 sales and receipts" represents sales of merchandise and receipts from repairs and other services to customers. The figures reflect deductions for returned goods and allowances, but not for trade-in allowances; they exclude sales and excise taxes collected from customers and paid directly to any taxing agency.

**Proprietors.**—"Active proprietors..." represents owners and partners of unincorporated businesses who devoted the major portion of their time to the business in November 1948.

**Employment.**—"Number of paid employees..." represents all employees on the pay roll for the pay period ending nearest November 15, 1948. "Full workweek" employees, whether regular or seasonal, are those who in the November 15 pay period were paid for working at least the number of hours typically worked in a week by employees of the reporting establishment.

# 1948 CENSUS OF BUSINESS

RETAIL, WHOLESALE, SERVICE TRADES

U. S. DEPARTMENT OF COMMERCE  
BUREAU OF THE CENSUS

## PRELIMINARY

For Release May 22, 1950

Release Series BC-1P- 42-075

### FAYETTE COUNTY, TEX.

Retail, wholesale, and service establishments located in Fayette County, Texas, showed a substantial expansion in dollar volume of trade from 1939 to 1948 according to preliminary figures from the 1948 Census of Business released today by the Bureau of the Census, U. S. Department of Commerce.

Retail sales in the county during 1948 aggregated \$16.9 million, an increase of 260 percent over the \$4.7 million in 1939, when the preceding Census of Business was taken. Wholesale sales in the county reached a total of \$11.5 million in 1948 as compared with \$2.6 million in 1939. The service trades included in the Census of Business recorded receipts totaling \$596,000 in 1948 compared with \$207,000 in 1939.

Retail trade establishments reported 821 paid employees for the workweek ended nearest November 15, 1948. For the same week in 1948, wholesale trade establishments reported 120 paid employees and the selected service trades reported 64 paid employees.

These preliminary figures have been derived from a Census report on Fayette County, Texas, which also includes data for the city of La Grange. Final figures, superseding the preliminary data for Fayette County, will be included in a Bulletin for the State of Texas to be issued in several months. Similar data will be made available this year in preliminary and final form for each of the counties and States. A single copy of the preliminary release for Fayette County as well as an order blank for other area releases may be obtained by writing to the Bureau of the Census, Washington 25, D. C.

Table 1.—CENSUS OF BUSINESS PRELIMINARY RESULTS FOR 1948, BY TRADE GROUP  
FAYETTE COUNTY, TEX.

Trade group and kind of business	Number of establishments	1948 sales and receipts (Thousand dollars)	Active proprietors of unincorporated businesses Nov. 1948	Paid employees, workweek ended nearest Nov. 15, 1948	
				Total employees <sup>1</sup>	Full workweek employees
RETAIL TRADE, total.....	373	16,912	356	821	642
Food group.....	74	3,322	70	145	111
Eating and drinking places.....	64	1,146	61	162	130
General merchandise grp, general stores	46	2,514	45	125	82
Apparel group.....	5	195	6	10	5
Furniture-home furnishgs-appliance grp	15	846	16	29	25
Automotive group.....	26	2,342	26	89	82
Gasoline service stations.....	52	1,183	55	70	56
Lumber-building-hardware group.....	26	2,809	17	90	83
Drug and proprietary stores.....	17	545	14	49	33
All other retail stores.....	48	2,010	46	52	35
WHOLESALE TRADE, total.....	31	11,465	27	120	x
Merchant wholesalers.....	12	4,288	11	51	x
Other types of wholesale.....	19	7,177	16	69	x
SELECTED SERVICE TRADES, <sup>2</sup> /total.....	85	596	91	64	58
Personal services.....	41	259	46	34	29
All other service trades.....	44	337	45	30	29

x Not available.

1/ Includes employees paid for less than the full workweek.

2/ See General Description on last page for changes from the 1939 Census of Business in the coverage of Service Trades.

Table 2.—CENSUS OF BUSINESS PRELIMINARY RESULTS FOR 1948 FOR CITIES OF 2,500 INHABITANTS OR MORE

FAYETTE COUNTY, TEX.

(Data omitted for trade groups where necessary to avoid disclosure)

City and trade group <sup>1</sup>	Number of establishments	1948 sales and receipts (Thousand dollars)	Active proprietors of unincorporated businesses Nov. 1948	Paid employees, workweek ended nearest Nov. 15, 1948	
				Total employees <sup>2</sup>	Full workweek employees
La Grange:					
Retail trade.....	84	5,716	72	331	272
Selected service trades.....	24	247	25	30	29
Remainder of county:					
Retail trade.....	289	11,196	284	490	370
Selected service trades.....	61	349	66	34	29

1/ See General Description on this page for changes from the 1939 Census of Business in the coverage of Service Trades.

2/ Includes employees paid for less than the full workweek.

GENERAL DESCRIPTION OF PRELIMINARY RELEASES FOR THE 1948 CENSUS OF BUSINESS

This series of releases, of which one is planned for each county in the United States, presents preliminary results of the 1948 Census of Business. The information is based on reports submitted by business establishments for that Census. The figures shown are preliminary, and are subject to revision in the final Census publications, but the changes are expected to be relatively minor with respect to coverage. The final Census figures will be issued in a series of Business Census bulletins which will show additional detailed kind-of-business information for all places where there are a sufficient number of establishments.

The 1948 Census of Business was taken under the provision of the Act of June 19, 1948, which provides that the Business Census be taken for 1948 and for each fifth year thereafter. Previous Business Censuses were taken for the years 1929, 1933, 1935, and 1939.

**Scope of the Census.**—The 1948 Census of Business covered all establishments in the following trades, as defined by the Standard Industrial Classification Manual, May 1949 issue, of the Executive Office of the President: all retail trades; all wholesale trades; all service trades in the following four groups—personal services, business services, automobile repairs and services, and miscellaneous repair services; hotels; tourist courts and camps; and amusements, including motion picture theaters. Some important services not covered are radio broadcasting and television, medical and health, legal, educational, nonprofit, accounting, and domestic services.

This coverage is similar to that of the 1939 Business Census. However, "custom trades" and "services incidental to transportation," which are no longer included in the standard classification of the service trades, are not covered by the 1948 Census. In a number of localities, these exclusions as well as

other changes in the standard classification may have a considerable effect in comparing 1948 with 1939 data, particularly with respect to establishment count.

**Establishment definition.**—For Census purposes, a business establishment is defined to include only enterprises conducted from a recognizable place of business, provided that the annual sales were in excess of \$5,000 for a wholesale trade establishment and \$500 for establishments in other trades. A detailed analysis of coverage will be provided in future Census of Business publications.

"Number of establishments" is the number of separate business locations, rather than the number of business companies or organizations, since the Census figures represent information reported separately for each business location or establishment. The establishment count reflects the number of places in business at the end of 1948 excluding administrative and executive offices of multiunit organizations, and "chain store" warehouses.

**Sales and receipts.**—"1948 sales and receipts" represents sales of merchandise and receipts from repairs and other services to customers. The figures reflect deductions for returned goods and allowances, but not for trade-in allowances; they exclude sales and excise taxes collected from customers and paid directly to any taxing agency.

**Proprietors.**—"Active proprietors..." represents owners and partners of unincorporated businesses who devoted the major portion of their time to the business in November 1948.

**Employment.**—"Number of paid employees..." represents all employees on the pay roll for the pay period ending nearest November 15, 1948. "Full workweek" employees, whether regular or seasonal, are those who in the November 15 pay period were paid for working at least the number of hours typically worked in a week by employees of the reporting establishment.

# 1948 CENSUS OF BUSINESS

RETAIL, WHOLESALE, SERVICE TRADES

U. S. DEPARTMENT OF COMMERCE  
BUREAU OF THE CENSUS

## PRELIMINARY

For Release May 8, 1950

Release Series BC-1P-42-076

### FISHER COUNTY, TEX.

Retail, wholesale, and service establishments located in Fisher County, Texas, showed a substantial expansion in dollar volume of trade from 1939 to 1948 according to preliminary figures from the 1948 Census of Business released today by the Bureau of the Census, U. S. Department of Commerce.

Retail sales in the county during 1948 aggregated \$6.0 million, an increase of 253 percent over the \$1.7 million in 1939, when the preceding Census of Business was taken. Wholesale sales in the county reached a total of \$745,000 in 1948 as compared with \$244,000 in 1939. The service trades included in the Census of Business recorded receipts totaling \$312,000 in 1948 compared with \$90,000 in 1939.

Employment in the county also rose over the 9-year period between 1939 and 1948 for the above trades. Establishments in these trades reported a combined total of 354 paid employees for the workweek ended nearest November 15, 1948. This compared with a total of 240 employees reported for the week of November 15, 1939.

These preliminary figures have been derived from a Census report on Fisher County, Texas. Final figures, superseding the preliminary data for Fisher County, will be included in a Bulletin for the State of Texas to be issued in several months. Similar data will be made available this year in preliminary and final form for each of the counties and States. A single copy of the preliminary release for Fisher County as well as an order blank for other area releases may be obtained by writing to the Bureau of the Census, Washington 25, D. C.

Table 1.—CENSUS OF BUSINESS PRELIMINARY RESULTS FOR 1948, BY TRADE GROUP  
FISHER COUNTY, TEX.

Trade group and kind of business	Number of establishments	1948 sales and receipts (Thousand dollars)	Active proprietors of unincorporated businesses Nov. 1948	Paid employees, workweek ended nearest Nov. 15, 1948	
				Total employees <sup>1</sup>	Full workweek employees
RETAIL TRADE, total.....	133	5,970	126	299	233
Food group.....	29	1,642	27	66	49
Eating and drinking places.....	11	108	10	31	24
Gasoline service stations.....	24	424	31	20	19
All other retail stores.....	69	3,796	58	182	141
WHOLESALE TRADE.....	7	745	5	10	x
SELECTED SERVICE TRADES, <sup>2/</sup> total.....	51	312	52	45	42
Personal services.....	32	210	33	38	35
All other service trades.....	19	102	19	7	7

x Not available.

<sup>1/</sup> Includes employees paid for less than the full workweek.

<sup>2/</sup> See General Description on last page for changes from the 1939 Census of Business in the coverage of Service Trades.

## GENERAL DESCRIPTION OF PRELIMINARY RELEASES FOR THE 1948 CENSUS OF BUSINESS

This series of releases, of which one is planned for each county in the United States, presents preliminary results of the 1948 Census of Business. The information is based on reports submitted by business establishments for that Census. The figures shown are preliminary, and are subject to revision in the final Census publications, but the changes are expected to be relatively minor with respect to coverage. The final Census figures will be issued in a series of Business Census bulletins which will show additional detailed kind-of-business information for all places where there are a sufficient number of establishments.

The 1948 Census of Business was taken under the provision of the Act of June 19, 1948, which provides that the Business Census be taken for 1948 and for each fifth year thereafter. Previous Business Censuses were taken for the years 1929, 1933, 1935, and 1939.

*Scope of the Census.*—The 1948 Census of Business covered all establishments in the following trades, as defined by the Standard Industrial Classification Manual, May 1949 issue, of the Executive Office of the President: all retail trades; all wholesale trades; all service trades in the following four groups—personal services, business services, automobile repairs and services, and miscellaneous repair services; hotels; tourist courts and camps; and amusements, including motion picture theaters. Some important services not covered are radio broadcasting and television, medical and health, legal, educational, nonprofit, accounting, and domestic services.

This coverage is similar to that of the 1939 Business Census. However, "custom trades" and "services incidental to transportation," which are no longer included in the standard classification of the service trades, are not covered by the 1948 Census. In a number of localities, these exclusions as well as other changes in the standard classification may have a considerable effect in comparing

1948 with 1939 data, particularly with respect to establishment count.

*Establishment definition.*—For Census purposes, a business establishment is defined to include only enterprises conducted from a recognizable place of business, provided that the annual sales were in excess of \$5,000 for a wholesale trade establishment and \$500 for establishments in other trades. A detailed analysis of coverage will be provided in future Census of Business publications.

"Number of establishments" is the number of separate business locations, rather than the number of business companies or organizations, since the Census figures represent information reported separately for each business location or establishment. The establishment count reflects the number of places in business at the end of 1948 excluding administrative and executive offices of multiunit organizations, and "chain store" warehouses.

*Sales and receipts.*—"1948 sales and receipts" represents sales of merchandise and receipts from repairs and other services to customers. The figures reflect deductions for returned goods and allowances, but not for trade-in allowances; they exclude sales and excise taxes collected from customers and paid directly to any taxing agency.

*Proprietors.*—"Active proprietors..." represents owners and partners of unincorporated businesses who devoted the major portion of their time to the business in November 1948.

*Employment.*—"Number of paid employees..." represents all employees on the pay roll for the pay period ending nearest November 15, 1948. "Full workweek" employees, whether regular or seasonal, are those who in the November 15 pay period were paid for working at least the number of hours typically worked in a week by employees of the reporting establishment.

# 1948 CENSUS OF BUSINESS

U. S. DEPARTMENT OF COMMERCE  
BUREAU OF THE CENSUS

RETAIL, WHOLESALE, SERVICE TRADES

## PRELIMINARY

For Release May 1, 1950

Release Series BC-1P-42-077

### FLOYD COUNTY, TEX.

Retail, wholesale, and service establishments located in Floyd County, Texas, showed a substantial expansion in dollar volume of trade from 1939 to 1948 according to preliminary figures from the 1948 Census of Business released today by the Bureau of the Census, U. S. Department of Commerce.

Retail sales in the county during 1948 aggregated \$9.0 million, an increase of 246 percent over the \$2.6 million in 1939, when the preceding Census of Business was taken. Wholesale sales in the county reached a total of \$4.6 million in 1948 as compared with \$1.1 million in 1939. The service trades included in the Census of Business recorded receipts totaling \$579,000 in 1948 compared with \$100,000 in 1939.

Employment in the county also rose over the 9-year period between 1939 and 1948 for the above trades. Establishments in these trades reported a combined total of 522 paid employees for the workweek ended nearest November 15, 1948. This compared with a total of 352 employees reported for the week of November 15, 1939.

These preliminary figures have been derived from a Census report on Floyd County, Texas, which also includes data for the city of Floydada. Final figures, superseding the preliminary data for Floyd County, will be included in a Bulletin for the State of Texas to be issued in several months. Similar data will be made available this year in preliminary and final form for each of the counties and States. A single copy of the preliminary release for Floyd County as well as an order blank for other area releases may be obtained by writing to the Bureau of the Census, Washington 25, D. C.

Table 1.—CENSUS OF BUSINESS PRELIMINARY RESULTS FOR 1948, BY TRADE GROUP  
FLOYD COUNTY, TEX.

Trade group and kind of business	Number of establishments	1948 sales and receipts (Thousand dollars)	Active proprietors of unincorporated businesses Nov. 1948	Paid employees, workweek ended nearest Nov. 15, 1948	
				Total employees <sup>1</sup>	Full workweek employees
RETAIL TRADE, total.....	136	9,015	152	374	292
Food group.....	31	1,932	33	68	51
Eating and drinking places.....	14	162	16	27	25
Gasoline service stations.....	19	517	19	19	18
All other retail stores.....	72	6,404	84	260	198
WHOLESALE TRADE.....	20	4,623	16	76	x
SELECTED SERVICE TRADES, <sup>2/</sup> total.....	62	579	68	72	57
Personal services.....	34	249	35	54	40
All other service trades.....	28	330	33	18	17
AMUSEMENTS.....	6	91	5	7	x

x Not available.

<sup>1/</sup> Includes employees paid for less than the full workweek.

<sup>2/</sup> See General Description on last page for changes from the 1939 Census of Business in the coverage of Service Trades.

Table 2.—CENSUS OF BUSINESS PRELIMINARY RESULTS FOR 1948 FOR CITIES OF 2,500 INHABITANTS OR MORE

## FLOYD COUNTY, TEX.

(Data omitted for trade groups where necessary to avoid disclosure)

City and trade group <sup>1</sup>	Number of establishments	1948 sales and receipts (Thousand dollars)	Active proprietors of unincorporated businesses Nov. 1948	Paid employees, workweek ended nearest Nov. 15, 1948	
				Total employees <sup>2</sup>	Full workweek employees
<b>Floydada:</b>					
Retail trade.....	79	5,568	86	261	194
Selected service trades....	38	382	40	46	42
<b>Remainder of county:</b>					
Retail trade.....	57	3,447	66	113	98
Selected service trades....	24	197	28	26	15

1/ See General Description on this page for changes from the 1939 Census of Business in the coverage of Service Trades.

2/ Includes employees paid for less than the full workweek.

## GENERAL DESCRIPTION OF PRELIMINARY RELEASES FOR THE 1948 CENSUS OF BUSINESS

This series of releases, of which one is planned for each county in the United States, presents preliminary results of the 1948 Census of Business. The information is based on reports submitted by business establishments for that Census. The figures shown are preliminary, and are subject to revision in the final Census publications, but the changes are expected to be relatively minor with respect to coverage. The final Census figures will be issued in a series of Business Census bulletins which will show additional detailed kind-of-business information for all places where there are a sufficient number of establishments.

The 1948 Census of Business was taken under the provision of the Act of June 19, 1948, which provides that the Business Census be taken for 1948 and for each fifth year thereafter. Previous Business Censuses were taken for the years 1929, 1933, 1935, and 1939.

**Scope of the Census.**—The 1948 Census of Business covered all establishments in the following trades, as defined by the Standard Industrial Classification Manual, May 1949 issue, of the Executive Office of the President: all retail trades; all wholesale trades; all service trades in the following four groups—personal services, business services, automobile repairs and services, and miscellaneous repair services; hotels; tourist courts and camps; and amusements, including motion picture theaters. Some important services not covered are radio broadcasting and television, medical and health, legal, educational, nonprofit, accounting, and domestic services.

This coverage is similar to that of the 1939 Business Census. However, "custom trade" and "services incidental to transportation," which are no longer included in the standard classification of the service trades, are not covered by the 1948 Census. In a number of localities, these exclusions as well as other changes in the standard classification may have

a considerable effect in comparing 1948 with 1939 data, particularly with respect to establishment count.

**Establishment definition.**—For Census purposes, a business establishment is defined to include only enterprises conducted from a recognizable place of business, provided that the annual sales were in excess of \$5,000 for a wholesale trade establishment and \$500 for establishments in other trades. A detailed analysis of coverage will be provided in future Censuses of Business publications.

"Number of establishments" is the number of separate business locations, rather than the number of business companies or organizations, since the Census figures represent information reported separately for each business location or establishment. The establishment count reflects the number of places in business at the end of 1948 excluding administrative and executive offices of multiunit organizations, and "chain store" warehouses.

**Sales and receipts.**—"1948 sales and receipts" represents sales of merchandise and receipts from repairs and other services to customers. The figures reflect deductions for returned goods and allowances, but not for trade-in allowances; they exclude sales and excise taxes collected from customers and paid directly to any taxing agency.

**Proprietors.**—"Active proprietors..." represents owners and partners of unincorporated businesses who devoted the major portion of their time to the business in November 1948.

**Employment.**—"Number of paid employees..." represents all employees on the pay roll for the pay period ending nearest November 15, 1948. "Full workweek" employees, whether regular or seasonal, are those who in the November 15 pay period were paid for working at least the number of hours typically worked in a week by employees of the reporting establishment.



# 1948 CENSUS OF BUSINESS

RETAIL, WHOLESALE, SERVICE TRADES

U. S. DEPARTMENT OF COMMERCE  
BUREAU OF THE CENSUS

## PRELIMINARY

For Release May 8, 1950

Release Series BC-1P-42-078

### FOARD COUNTY, TEX.

Retail and service establishments located in Foard County, Texas, showed a substantial expansion in dollar volume of trade from 1939 to 1948 according to preliminary figures from the 1948 Census of Business released today by the Bureau of the Census, U. S. Department of Commerce.

Retail sales in the county during 1948 aggregated \$3.2 million, an increase of 191 percent over the \$1.1 million in 1939, when the preceding Census of Business was taken. The service trades included in the Census of Business recorded receipts totaling \$98,000 in 1948 compared with \$44,000 in 1939.

Employment in the county also rose over the 9-year period between 1939 and 1948 for the above trades. Establishments in these trades reported a combined total of 149 paid employees for the workweek ended nearest November 15, 1948. This compared with a total of 119 employees reported for the week of November 15, 1939.

These preliminary figures have been derived from a Census report on Foard County, Texas. Final figures, superseding the preliminary data for Foard County, will be included in a Bulletin for the State of Texas to be issued in several months. Similar data will be made available this year in preliminary and final form for each of the counties and States. A single copy of the preliminary release for Foard County as well as an order blank for other area releases may be obtained by writing to the Bureau of the Census, Washington 25, D. C.

Table 1.—CENSUS OF BUSINESS PRELIMINARY RESULTS FOR 1948, BY TRADE GROUP

### FOARD COUNTY, TEX.

Trade group and kind of business	Number of establishments	1948 sales and receipts (Thousand dollars)	Active proprietors of unincorporated businesses Nov. 1948	Paid employees, workweek ended nearest Nov. 15, 1948	
				Total employees <sup>1</sup>	Full workweek employees
RETAIL TRADE, total.....	68	3,216	62	135	111
Food group.....	14	637	10	18	14
Eating and drinking places.....	13	153	13	27	19
Gasoline service stations.....	10	184	11	12	11
All other retail stores.....	31	2,242	28	78	67
SELECTED SERVICE TRADES <sup>2/</sup> .....	17	98	17	14	11

<sup>1/</sup> Includes employees paid for less than the full workweek.

<sup>2/</sup> See General Description on last page for changes from the 1939 Census of Business in the coverage of Service Trades.

GENERAL DESCRIPTION OF PRELIMINARY RELEASES FOR THE  
1948 CENSUS OF BUSINESS

This series of releases, of which one is planned for each county in the United States, presents preliminary results of the 1948 Census of Business. The information is based on reports submitted by business establishments for that Census. The figures shown are preliminary and are subject to revision in the final Census publications, but the changes are expected to be relatively minor with respect to coverage. The final Census figures will be issued in a series of Business Census bulletins which will show additional detailed kind-of-business information for all places where there are a sufficient number of establishments.

The 1948 Census of Business was taken under the provision of the Act of June 19, 1948, which provides that the Business Census be taken for 1948 and for each fifth year thereafter. Previous Business Censuses were taken for the years 1929, 1933, 1935, and 1939.

**Scope of the Census.**—The 1948 Census of Business covered all establishments in the following trades, as defined by the Standard Industrial Classification Manual, May 1949 issue, of the Executive Office of the President: all retail trades; all wholesale trades; all service trades in the following four groups—personal services, business services, automobile repairs and services, and miscellaneous repair services; hotels; tourist courts and camps; and amusements, including motion picture theaters. Some important services not covered are radio broadcasting and television, medical and health, legal, educational, nonprofit, accounting, and domestic services.

This coverage is similar to that of the 1939 Business Census. However, "custom trades" and "services incidental to transportation," which are no longer included in the standard classification of the service trades, are not covered by the 1948 Census. In a number of localities, these exclusions as well as other changes in the standard classification may have a considerable effect in comparing

1948 with 1939 data, particularly with respect to establishment count.

**Establishment definition.**—For Census purposes, a business establishment is defined to include only enterprises conducted from a recognizable place of business, provided that the annual sales were in excess of \$5,000 for a wholesale trade establishment and \$500 for establishments in other trades. A detailed analysis of coverage will be provided in future Census of Business publications.

"Number of establishments" is the number of separate business locations, rather than the number of business companies or organizations, since the Census figures represent information reported separately for each business location or establishment. The establishment count reflects the number of places in business at the end of 1948 excluding administrative and executive offices of multiunit organizations, and "chain store" warehouses.

**Sales and receipts.**—"1948 sales and receipts" represents sales of merchandise and receipts from repairs and other services to customers. The figures reflect deductions for returned goods and allowances, but not for trade-in allowances; they exclude sales and excise taxes collected from customers and paid directly to any taxing agency.

**Proprietors.**—"Active proprietors..." represents owners and partners of unincorporated businesses who devoted the major portion of their time to the business in November 1948.

**Employment.**—"Number of paid employees..." represents all employees on the pay roll for the pay period ending nearest November 15, 1948. "Full workweek" employees, whether regular or seasonal, are those who in the November 15 pay period were paid for working at least the number of hours typically worked in a week by employees of the reporting establishment.

# 1948 CENSUS OF BUSINESS

RETAIL, WHOLESALE, SERVICE TRADES

U. S. DEPARTMENT OF COMMERCE  
BUREAU OF THE CENSUS

## PRELIMINARY

For Release May 8, 1950

Release Series BC-1P-42-079

### FORT BEND COUNTY, TEX.

Retail, wholesale, and service establishments located in Fort Bend County, Texas, showed a substantial expansion in dollar volume of trade from 1939 to 1948 according to preliminary figures from the 1948 Census of Business released today by the Bureau of the Census, U. S. Department of Commerce.

Retail sales in the county during 1948 aggregated \$24.1 million, an increase of 235 percent over the \$7.2 million in 1939, when the preceding Census of Business was taken. Wholesale sales in the county reached a total of \$3.9 million in 1948 as compared with \$3.0 million in 1939. The service trades included in the Census of Business recorded receipts totaling \$853,000 in 1948 compared with \$221,000 in 1939.

Employment in the county also rose over the 9-year period between 1939 and 1948 for the above trades. Establishments in these trades reported a combined total of 1,173 paid employees for the workweek ended nearest November 15, 1948. This compared with a total of 959 employees reported for the week of November 15, 1939.

These preliminary figures have been derived from a Census report on Fort Bend County, Texas, which also includes data for the city of Rosenberg. Final figures, superseding the preliminary data for Fort Bend County, will be included in a Bulletin for the State of Texas to be issued in several months. Similar data will be made available this year in preliminary and final form for each of the counties and States. A single copy of the preliminary release for Fort Bend County as well as an order blank for other area releases may be obtained by writing to the Bureau of the Census, Washington 25, D. C.

Table 1.—CENSUS OF BUSINESS PRELIMINARY RESULTS FOR 1948, BY TRADE GROUP  
FORT BEND COUNTY, TEX.

Trade group and kind of business	Number of establishments	1948 sales and receipts (Thousand dollars)	Active proprietors of unincorporated businesses Nov. 1948	Paid employees, workweek ended nearest Nov. 15, 1948	
				Total employees <sup>1</sup>	Full workweek employees
RETAIL TRADE, total.....	348	24,080	333	999	871
Food group.....	77	4,527	84	128	105
Eating and drinking places.....	80	1,306	70	201	172
General merchandise grp, general stores.	24	2,361	18	111	87
Apparel group.....	12	657	15	37	29
Furniture-home furnishgs-appliance grp.	18	877	20	35	31
Automotive group.....	26	6,730	24	213	208
Gasoline service stations.....	43	1,490	38	77	67
Lumber-building-hardware group.....	26	3,689	24	107	103
Drug and proprietary stores.....	8	387	8	41	39
All other retail stores.....	34	2,056	32	49	30
WHOLESALE TRADE, total.....	21	3,912	15	82	x
Merchant wholesalers.....	9	1,607	7	48	x
Other types of wholesale.....	12	2,305	8	34	x
SELECTED SERVICE TRADES, <sup>2</sup> /total.....	76	853	72	92	89
Personal services.....	35	251	33	44	41
All other service trades.....	41	602	39	48	48

x / Not available.

1/ Includes employees paid for less than the full workweek.

2/ See General Description on last page for changes from the 1939 Census of Business in the coverage of Service Trades.

Table 2.—CENSUS OF BUSINESS PRELIMINARY RESULTS FOR 1948 FOR CITIES OF 2,500 INHABITANTS OR MORE  
FORT BEND COUNTY, TEX.

(Data omitted for trade groups where necessary to avoid disclosure)

City and trade group <sup>1</sup>	Number of establishments	1948 sales and receipts (Thousand dollars)	Active proprietors of unincorporated businesses Nov. 1948	Paid employees, workweek ended nearest Nov. 15, 1948	
				Total employees <sup>2</sup>	Full workweek employees
<b>Rosenberg:</b>					
Retail trade.....	153	12,099	163	474	410
Selected service trades.....	38	319	35	40	40
<b>Remainder of county:</b>					
Retail trade.....	195	11,981	170	525	461
Selected service trades.....	38	534	37	52	49

1/ See General Description on this page for changes from the 1939 Census of Business in the coverage of Service Trades.

2/ Includes employees paid for less than the full workweek.

### GENERAL DESCRIPTION OF PRELIMINARY RELEASES FOR THE 1948 CENSUS OF BUSINESS

This series of releases, of which one is planned for each county in the United States, presents preliminary results of the 1948 Census of Business. The information is based on reports submitted by business establishments for that Census. The figures shown are preliminary, and are subject to revision in the final Census publications, but the changes are expected to be relatively minor with respect to coverage. The final Census figures will be issued in a series of Business Census bulletins which will show additional detailed kind-of-business information for all places where there are a sufficient number of establishments.

The 1948 Census of Business was taken under the provision of the Act of June 19, 1948, which provides that the Business Census be taken for 1948 and for each fifth year thereafter. Previous Business Censuses were taken for the years 1929, 1933, 1935, and 1939.

**Scope of the Census.**—The 1948 Census of Business covered all establishments in the following trades, as defined by the Standard Industrial Classification Manual, May 1949 issue, of the Executive Office of the President: all retail trades; all wholesale trades; all service trades in the following four groups—personal services, business services, automobile repairs and services, and miscellaneous repair services; hotels; tourist courts and camps; and amusements, including motion picture theaters. Some important services not covered are radio broadcasting and television, medical and health, legal, educational, nonprofit, accounting, and domestic services.

This coverage is similar to that of the 1939 Business Census. However, "custom trades" and "services incidental to transportation," which are no longer included in the standard classification of the service trades, are not covered by the 1948 Census. In a number of localities, these exclusions as well as

other changes in the standard classification may have a considerable effect in comparing 1948 with 1939 data, particularly with respect to establishment count.

**Establishment definition.**—For Census purposes, a business establishment is defined to include only enterprises conducted from a recognizable place of business, provided that the annual sales were in excess of \$5,000 for a wholesale trade establishment and \$500 for establishments in other trades. A detailed analysis of coverage will be provided in future Census of Business publications.

"Number of establishments" is the number of separate business locations, rather than the number of business companies or organizations, since the Census figures represent information reported separately for each business location or establishment. The establishment count reflects the number of places in business at the end of 1948 excluding administrative and executive offices of multiunit organizations, and "chain store" warehouses.

**Sales and receipts.**—"1948 sales and receipts" represents sales of merchandise and receipts from repairs and other services to customers. The figures reflect deductions for returned goods and allowances, but not for trade-in allowances; they exclude sales and excise taxes collected from customers and paid directly to any taxing agency.

**Proprietors.**—"Active proprietors..." represents owners and partners of unincorporated businesses who devoted the major portion of their time to the business in November 1948.

**Employment.**—"Number of paid employees..." represents all employees on the pay roll for the pay period ending nearest November 15, 1948. "Full workweek" employees, whether regular or seasonal, are those who in the November 15 pay period were paid for working at least the number of hours typically worked in a week by employees of the reporting establishment.

# 1948 CENSUS OF BUSINESS

U. S. DEPARTMENT OF COMMERCE  
BUREAU OF THE CENSUS

RETAIL, WHOLESALE, SERVICE TRADES

## PRELIMINARY

For Release May 8, 1950

Release Series BC-1P-42-080

### FRANKLIN COUNTY, TEX.

Retail and service establishments located in Franklin County, Texas, showed a substantial expansion in dollar volume of trade from 1939 to 1948 according to preliminary figures from the 1948 Census of Business released today by the Bureau of the Census, U. S. Department of Commerce.

Retail sales in the county during 1948 aggregated \$2.9 million, an increase of 190 percent over the \$1.0 million in 1939, when the preceding Census of Business was taken. The service trades included in the Census of Business recorded receipts totaling \$53,000 in 1948 compared with \$37,000 in 1939.

Employment in the county also rose over the 9-year period between 1939 and 1948 for the above trades. Establishments in these trades reported a combined total of 124 paid employees for the workweek ended nearest November 15, 1948. This compared with a total of 106 employees reported for the week of November 15, 1939.

These preliminary figures have been derived from a Census report on Franklin County, Texas. Final figures, superseding the preliminary data for Franklin County, will be included in a Bulletin for the State of Texas to be issued in several months. Similar data will be made available this year in preliminary and final form for each of the counties and States. A single copy of the preliminary release for Franklin County as well as an order blank for other area releases may be obtained by writing to the Bureau of the Census, Washington 25, D. C.

Table 1.—CENSUS OF BUSINESS PRELIMINARY RESULTS FOR 1948, BY TRADE GROUP

### FRANKLIN COUNTY, TEX.

Trade group and kind of business	Number of establishments	1948 sales and receipts (Thousand dollars)	Active proprietors of unincorporated businesses Nov. 1948	Paid employees, workweek ended nearest Nov. 15, 1948	
				Total employees <sup>1</sup>	Full workweek employees
RETAIL TRADE, total.....	69	2,941	80	117	97
Food group.....	18	544	19	10	9
Eating and drinking places.....	5	83	5	15	9
Gasoline service stations.....	11	189	12	12	10
All other retail stores.....	35	2,125	44	80	69
SELECTED SERVICE TRADES, <sup>2/</sup> total.....	15	53	15	7	7
Personal services.....	10	43	10	7	7
All other service trades.....	5	10	5	-	-

<sup>1/</sup> Includes employees paid for less than the full workweek.

<sup>2/</sup> See General Description on last page for changes from the 1939 Census of Business in the coverage of Service Trades.

## GENERAL DESCRIPTION OF PRELIMINARY RELEASES FOR THE 1948 CENSUS OF BUSINESS

This series of releases, of which one is planned for each county in the United States, presents preliminary results of the 1948 Census of Business. The information is based on reports submitted by business establishments for that Census. The figures shown are preliminary, and are subject to revision in the final Census publications, but the changes are expected to be relatively minor with respect to coverage. The final Census figures will be issued in a series of Business Census bulletins which will show additional detailed kind-of-business information for all places where there are a sufficient number of establishments.

The 1948 Census of Business was taken under the provision of the Act of June 19, 1948, which provides that the Business Census be taken for 1948 and for each fifth year thereafter. Previous Business Censuses were taken for the years 1929, 1933, 1935, and 1939.

*Scope of the Census.*—The 1948 Census of Business covered all establishments in the following trades, as defined by the Standard Industrial Classification Manual, May 1949 issue, of the Executive Office of the President: all retail trades; all wholesale trades; all service trades in the following four groups—personal services, business services, automobile repairs and services, and miscellaneous repair services; hotels; tourist courts and camps; and amusements, including motion picture theaters. Some important services not covered are radio broadcasting and television, medical and health, legal, educational, nonprofit, accounting, and domestic services.

This coverage is similar to that of the 1939 Business Census. However, "custom trades" and "services incidental to transportation," which are no longer included in the standard classification of the service trades, are not covered by the 1948 Census. In a number of localities, these exclusions as well as other changes in the standard classification may have a considerable effect in comparing

1948 with 1939 data, particularly with respect to establishment count.

*Establishment definition.*—For Census purposes, a business establishment is defined to include only enterprises conducted from a recognizable place of business, provided that the annual sales were in excess of \$5,000 for a wholesale trade establishment and \$500 for establishments in other trades. A detailed analysis of coverage will be provided in future Census of Business publications.

"Number of establishments" is the number of separate business locations, rather than the number of business companies or organizations, since the Census figures represent information reported separately for each business location or establishment. The establishment count reflects the number of places in business at the end of 1948 excluding administrative and executive offices of multiunit organizations, and "chain store" warehouses.

*Sales and receipts.*—"1948 sales and receipts" represents sales of merchandise and receipts from repairs and other services to customers. The figures reflect deductions for returned goods and allowances, but not for trade-in allowances; they exclude sales and excise taxes collected from customers and paid directly to any taxing agency.

*Proprietors.*—"Active proprietors..." represents owners and partners of unincorporated businesses who devoted the major portion of their time to the business in November 1948.

*Employment.*—"Number of paid employees..." represents all employees on the pay roll for the pay period ending nearest November 15, 1948. "Full workweek" employees, whether regular or seasonal, are those who in the November 15 pay period were paid for working at least the number of hours typically worked in a week by employees of the reporting establishment.

# 1948 CENSUS OF BUSINESS

RETAIL, WHOLESALE, SERVICE TRADES

U. S. DEPARTMENT OF COMMERCE  
BUREAU OF THE CENSUS

## PRELIMINARY

For Release May 15, 1950

Release Series BC-1P- 42-081

### FREESTONE COUNTY, TEX.

Retail, wholesale, and service establishments located in Freestone County, Texas, showed a substantial expansion in dollar volume of trade from 1939 to 1948 according to preliminary figures from the 1948 Census of Business released today by the Bureau of the Census, U. S. Department of Commerce.

Retail sales in the county during 1948 aggregated \$8.0 million, an increase of 167 percent over the \$3.0 million in 1939, when the preceding Census of Business was taken. Wholesale sales in the county reached a total of \$1.7 million in 1948 as compared with \$0.7 million in 1939. The service trades included in the Census of Business recorded receipts totaling \$386,000 in 1948 compared with \$100,000 in 1939.

Employment in the county also rose over the 9-year period between 1939 and 1948 for the above trades. Establishments in these trades reported a combined total of 415 paid employees for the workweek ended nearest November 15, 1948. This compared with a total of 399 employees reported for the week of November 15, 1939.

These preliminary figures have been derived from a Census report on Freestone County, Texas, which also includes data for the city of Teague. Final figures, superseding the preliminary data for Freestone County, will be included in a Bulletin for the State of Texas to be issued in several months. Similar data will be made available this year in preliminary and final form for each of the counties and States. A single copy of the preliminary release for Freestone County as well as an order blank for other area releases may be obtained by writing to the Bureau of the Census, Washington 25, D. C.

Table 1.—CENSUS OF BUSINESS PRELIMINARY RESULTS FOR 1948, BY TRADE GROUP

### FREESTONE COUNTY, TEX.

Trade group and kind of business	Number of establishments	1948 sales and receipts (Thousand dollars)	Active proprietors of unincorporated businesses Nov. 1948	Paid employees, workweek ended nearest Nov. 15, 1948	
				Total employees <sup>1</sup>	Full workweek employees
RETAIL TRADE, total.....	200	7,996	194	341	278
Food group.....	68	2,195	68	60	48
Eating and drinking places.....	19	227	19	42	34
General merchandise grp, general stores.....	12	644	10	40	30
Apparel group.....	5	250	5	14	10
Furniture-home furnishgs-appliance grp.....	8	240	10	11	10
Automotive group.....	14	1,687	13	64	61
Gasoline service stations.....	30	553	31	39	27
Lumber-building-hardware group.....	12	1,126	7	24	23
Drug and proprietary stores.....	10	303	9	25	16
All other retail stores.....	22	771	22	22	19
WHOLESALE TRADE.....	10	1,650	9	9	x
SELECTED SERVICE TRADES, <sup>2</sup> / total.....	62	386	60	65	56
Personal services.....	38	266	37	54	47
All other service trades.....	24	120	23	11	9
TOURIST COURTS AND CAMPS.....	5	15	5	1	-

x Not available.

<sup>1</sup>/ Includes employees paid for less than the full workweek.

<sup>2</sup>/ See General Description on last page for changes from the 1939 Census of Business in the coverage of Service Trades.

Table 2.—CENSUS OF BUSINESS PRELIMINARY RESULTS FOR 1948 FOR CITIES OF 2,500 INHABITANTS OR MORE

FREESTONE COUNTY, TEX.

(Data omitted for trade groups where necessary to avoid disclosure)

City and trade group <sup>1</sup>	Number of establishments	1948 sales and receipts (Thousand dollars)	Active proprietors of unincorporated businesses Nov. 1948	Paid employees, workweek ended nearest Nov. 15, 1948	
				Total employees <sup>2</sup>	Full workweek employees
Teague:					
Retail trade.....	65	2,990	63	144	117
Selected service trades....	30	177	27	42	40
Remainder of county:					
Retail trade.....	135	5,006	131	197	161
Selected service trades....	32	209	33	23	16
Tourist courts and camps...	5	15	5	1	-

- 1/ See General Description on this page for changes from the 1939 Census of Business in the coverage of Service Trades.  
 2/ Includes employees paid for less than the full workweek.

GENERAL DESCRIPTION OF PRELIMINARY RELEASES FOR THE 1948 CENSUS OF BUSINESS

This series of releases, of which one is planned for each county in the United States, presents preliminary results of the 1948 Census of Business. The information is based on reports submitted by business establishments for that Census. The figures shown are preliminary, and are subject to revision in the final Census publications, but the changes are expected to be relatively minor with respect to coverage. The final Census figures will be issued in a series of Business Census bulletins which will show additional detailed kind-of-business information for all places where there are a sufficient number of establishments.

The 1948 Census of Business was taken under the provision of the Act of June 19, 1948, which provides that the Business Census be taken for 1948 and for each fifth year thereafter. Previous Business Censuses were taken for the years 1929, 1933, 1935, and 1939.

**Scope of the Census.**—The 1948 Census of Business covered all establishments in the following trades, as defined by the Standard Industrial Classification Manual, May 1949 issue, of the Executive Office of the President: all retail trades; all wholesale trades; all service trades in the following four groups—personal services, business services, automobile repairs and services, and miscellaneous repair services; hotels; tourist courts and camps; and amusements, including motion picture theaters. Some important services not covered are radio broadcasting and television, medical and health, legal, educational, nonprofit, accounting, and domestic services.

This coverage is similar to that of the 1939 Business Census. However, "custom trades" and "services incidental to transportation," which are no longer included in the standard classification of the service trades, are not covered by the 1948 Census. In a number of localities, these exclusions as well as

other changes in the standard classification may have a considerable effect in comparing 1948 with 1939 data, particularly with respect to establishment count.

**Establishment definition.**—For Census purposes, a business establishment is defined to include only enterprises conducted from a recognizable place of business, provided that the annual sales were in excess of \$5,000 for a wholesale trade establishment and \$500 for establishments in other trades. A detailed analysis of coverage will be provided in future Censuses of Business publications.

"Number of establishments" is the number of separate business locations, rather than the number of business companies or organizations, since the Census figures represent information reported separately for each business location or establishment. The establishment count reflects the number of places in business at the end of 1948 excluding administrative and executive offices of multiunit organizations, and "chain store" warehouses.

**Sales and receipts.**—1948 sales and receipts represents sales of merchandise and receipts from repairs and other services to customers. The figures reflect deductions for returned goods and allowances, but not for trade-in allowances; they exclude sales and excise taxes collected from customers and paid directly to any taxing agency.

**Proprietors.**—"Active proprietors..." represents owners and partners of unincorporated businesses who devoted the major portion of their time to the business in November 1948.

**Employment.**—"Number of paid employees..." represents all employees on the pay roll for the pay period ending nearest November 15, 1948. "Full workweek" employees, whether regular or seasonal, are those who in the November 15 pay period were paid for working at least the number of hours typically worked in a week by employees of the reporting establishment.



# 1948 CENSUS OF BUSINESS

RETAIL, WHOLESALE, SERVICE TRADES

U. S. DEPARTMENT OF COMMERCE  
BUREAU OF THE CENSUS

## PRELIMINARY

For Release May 1, 1950

Release Series BC-1P-42-082

### FRIO COUNTY, TEX.

Retail, wholesale, and service establishments located in Frio County, Texas, showed a substantial expansion in dollar volume of trade from 1939 to 1948 according to preliminary figures from the 1948 Census of Business released today by the Bureau of the Census, U. S. Department of Commerce.

Retail sales in the county during 1948 aggregated \$5.4 million, an increase of 315 percent over the \$1.3 million in 1939, when the preceding Census of Business was taken. Wholesale sales in the county reached a total of \$1.1 million in 1948 as compared with \$0.2 million in 1939. The service trades included in the Census of Business recorded receipts totaling \$195,000 in 1948 compared with \$49,000 in 1939.

Employment in the county also rose over the 9-year period between 1939 and 1948 for the above trades. Establishments in these trades reported a combined total of 303 paid employees for the workweek ended nearest November 15, 1948. This compared with a total of 178 employees reported for the week of November 15, 1939.

These preliminary figures have been derived from a Census report on Frio County, Texas, which also includes data for the city of Pearsall. Final figures, superseding the preliminary data for Frio County, will be included in a Bulletin for the State of Texas to be issued in several months. Similar data will be made available this year in preliminary and final form for each of the counties and States. A single copy of the preliminary release for Frio County as well as an order blank for other area releases may be obtained by writing to the Bureau of the Census, Washington 25, D. C.

Table 1.—CENSUS OF BUSINESS PRELIMINARY RESULTS FOR 1948, BY TRADE GROUP

### FRIO COUNTY, TEX.

Trade group and kind of business	Number of establishments	1948 sales and receipts (Thousand dollars)	Active proprietors of unincorporated businesses Nov. 1948	Paid employees, workweek ended nearest Nov. 15, 1948	
				Total employees <sup>1</sup>	Full workweek employees
RETAIL TRADE, total.....	130	5,397	130	258	233
Food group.....	53	1,528	54	51	39
Eating and drinking places.....	25	348	25	44	40
Gasoline service stations.....	13	433	13	29	26
All other retail stores.....	39	3,088	38	134	128
WHOLESALE TRADE.....	8	1,065	5	17	x
SELECTED SERVICE TRADES <sup>2/</sup> .....	27	195	27	28	24
AMUSEMENTS.....	6	55	6	10	x

x Not available.

<sup>1/</sup> Includes employees paid for less than the full workweek.

<sup>2/</sup> See General Description on last page for changes from the 1939 Census of Business in the coverage of Service Trades.

Table 2.—CENSUS OF BUSINESS PRELIMINARY RESULTS FOR 1948 FOR CITIES OF 2,500 INHABITANTS OR MORE  
FRIO COUNTY, TEX.

(Data omitted for trade groups where necessary to avoid disclosure)

City and trade group <sup>1</sup>	Number of establishments	1948 sales and receipts (Thousand dollars)	Active proprietors of unincorporated businesses Nov. 1948	Paid employees, workweek ended nearest Nov. 15, 1948	
				Total employees <sup>2</sup>	Full workweek employees
<b>Pearsall:</b>					
Retail trade.....	70	3,524	70	167	156
Selected service trades.....	18	173	18	25	23
<b>Remainder of county:</b>					
Retail trade.....	60	1,873	60	91	77
Selected service trades.....	9	22	9	3	1

1/ See General Description on this page for changes from the 1939 Census of Business in the coverage of Service Trades.

2/ Includes employees paid for less than the full workweek.

### GENERAL DESCRIPTION OF PRELIMINARY RELEASES FOR THE 1948 CENSUS OF BUSINESS

This series of releases, of which one is planned for each county in the United States, presents preliminary results of the 1948 Census of Business. The information is based on reports submitted by business establishments for that Census. The figures shown are preliminary, and are subject to revision in the final Census publications, but the changes are expected to be relatively minor with respect to coverage. The final Census figures will be issued in a series of Business Census bulletins which will show additional detailed kind-of-business information for all places where there are a sufficient number of establishments.

The 1948 Census of Business was taken under the provision of the Act of June 19, 1948, which provides that the Business Census be taken for 1948 and for each fifth year thereafter. Previous Business Censuses were taken for the years 1929, 1933, 1935, and 1939.

**Scope of the Census.**—The 1948 Census of Business covered all establishments in the following trades, as defined by the Standard Industrial Classification Manual, May 1949 issue, of the Executive Office of the President: all retail trades; all wholesale trades; all service trades in the following four groups—personal services, business services, automobile repairs and services, and miscellaneous repair services; hotels; tourist courts and camps; and amusements, including motion picture theaters. Some important services not covered are radio broadcasting and television, medical and health, legal, educational, nonprofit, accounting, and domestic services.

This coverage is similar to that of the 1939 Business Census. However, "custom trades" and "services incidental to transportation," which are no longer included in the standard classification of the service trades, are not covered by the 1948 Census. In a number of localities, these exclusions as well as

other changes in the standard classification may have a considerable effect in comparing 1948 with 1939 data, particularly with respect to establishment count.

**Establishment definition.**—For Census purposes, a business establishment is defined to include only enterprises conducted from a recognizable place of business, provided that the annual sales were in excess of \$5,000 for a wholesale trade establishment and \$500 for establishments in other trades. A detailed analysis of coverage will be provided in future Census of Business publications.

"Number of establishments" is the number of separate business locations, rather than the number of business companies or organizations, since the Census figures represent information reported separately for each business location or establishment. The establishment count reflects the number of places in business at the end of 1948 excluding administrative and executive offices of multiunit organizations, and "chain store" warehouses.

**Sales and receipts.**—"1948 sales and receipts" represents sales of merchandise and receipts from repairs and other services to customers. The figures reflect deductions for returned goods and allowances, but not for trade-in allowances; they exclude sales and excise taxes collected from customers and paid directly to any taxing agency.

**Proprietors.**—"Active proprietors..." represents owners and partners of unincorporated businesses who devoted the major portion of their time to the business in November 1948.

**Employment.**—"Number of paid employees..." represents all employees on the pay roll for the pay period ending nearest November 15, 1948. "Full workweek" employees, whether regular or seasonal, are those who in the November 15 pay period were paid for working at least the number of hours typically worked in a week by employees of the reporting establishment.

# 1948 CENSUS OF BUSINESS

RETAIL, WHOLESALE, SERVICE TRADES

U. S. DEPARTMENT OF COMMERCE  
BUREAU OF THE CENSUS

## PRELIMINARY

For Release May 22, 1950

Release Series BC-1P-42-083

### GAINES COUNTY, TEX.

Retail and service establishments located in Gaines County, Texas, showed a substantial expansion in dollar volume of trade from 1939 to 1948 according to preliminary figures from the 1948 Census of Business released today by the Bureau of the Census, U. S. Department of Commerce.

Retail sales in the county during 1948 aggregated \$9.8 million, an increase of 216 percent over the \$3.1 million in 1939, when the preceding Census of Business was taken. Wholesale sales in the county reached a total of \$1.7 million in 1948, a decrease from the \$2.4 million reported in 1939. The service trades included in the Census of Business recorded receipts totaling \$623,000 in 1948 compared with \$144,000 in 1939.

Employment in the county decreased over the 9-year period between 1939 and 1948 for the above trades. Establishments in these trades reported a combined total of 482 paid employees for the workweek ended nearest November 15, 1948. This compared with a total of 495 employees reported for the week of November 15, 1939.

These preliminary figures have been derived from a Census report on Gaines County, Texas, which also includes data for the city of Seagraves. Final figures, superseding the preliminary data for Gaines County, will be included in a Bulletin for the State of Texas to be issued in several months. Similar data will be made available this year in preliminary and final form for each of the counties and States. A single copy of the preliminary release for Gaines County as well as an order blank for other area releases may be obtained by writing to the Bureau of the Census, Washington 25, D. C.

Table 1.—CENSUS OF BUSINESS PRELIMINARY RESULTS FOR 1948, BY TRADE GROUP

GAINES COUNTY, TEX.

Trade group and kind of business	Number of establishments	1948 sales and receipts (Thousand dollars)	Active proprietors of unincorporated businesses Nov. 1948	Paid employees, workweek ended nearest Nov. 15, 1948	
				Total employees <sup>1</sup>	Full workweek employees
RETAIL TRADE, total.....	116	9,777	112	369	307
Food group.....	17	1,923	16	60	46
Eating and drinking places.....	12	330	14	61	49
Gasoline service stations.....	26	937	27	49	45
All other retail stores.....	61	6,587	55	199	167
WHOLESALE TRADE.....	15	1,677	13	29	x
SELECTED SERVICE TRADES, <sup>2/</sup> total.....	50	623	52	84	80
Personal services.....	29	301	27	69	66
All other service trades.....	21	322	25	15	14
HOTELS.....	9	46	10	5	4
TOURIST COURTS AND CAMPS.....	8	49	7	3	3

x Not available.

<sup>1/</sup> Includes employees paid for less than the full workweek.

<sup>2/</sup> See General Description on last page for changes from the 1939 Census of Business in the coverage of Service Trades.

Table 2.—CENSUS OF BUSINESS PRELIMINARY RESULTS FOR 1948 FOR CITIES OF 2,500 INHABITANTS OR MORE

GAINES COUNTY, TEX.

(Data omitted for trade groups where necessary to avoid disclosure)

City and trade group <sup>1</sup>	Number of establishments	1948 sales and receipts (Thousand dollars)	Active proprietors of unincorporated businesses Nov. 1948	Paid employees, workweek ended nearest Nov. 15, 1948	
				Total employees <sup>2</sup>	Full workweek employees
Seagraves:					
Retail trade.....	51	3,752	47	144	119
Selected service trades...	18	112	19	13	11
Remainder of county:					
Retail trade.....	65	6,025	65	225	188
Selected service trades...	32	511	33	71	69

1/ See General Description on this page for changes from the 1939 Census of Business in the coverage of Service Trades.

2/ Includes employees paid for less than the full workweek.

GENERAL DESCRIPTION OF PRELIMINARY RELEASES FOR THE 1948 CENSUS OF BUSINESS

This series of releases, of which one is planned for each county in the United States, presents preliminary results of the 1948 Census of Business. The information is based on reports submitted by business establishments for that Census. The figures shown are preliminary, and are subject to revision in the final Census publications, but the changes are expected to be relatively minor with respect to coverage. The final Census figures will be issued in a series of Business Census bulletins which will show additional detailed kind-of-business information for all places where there are a sufficient number of establishments.

The 1948 Census of Business was taken under the provision of the Act of June 19, 1948, which provides that the Business Census be taken for 1948 and for each fifth year thereafter. Previous Business Censuses were taken for the years 1929, 1933, 1935, and 1939.

**Scope of the Census.**—The 1948 Census of Business covered all establishments in the following trades, as defined by the Standard Industrial Classification Manual, May 1949 issue, of the Executive Office of the President: all retail trades; all wholesale trades; all service trades in the following four groups—personal services, business services, automobile repairs and services, and miscellaneous repair services; hotels; tourist courts and camps; and amusements, including motion picture theaters. Some important services not covered are radio broadcasting and television, medical and health, legal, educational, nonprofit, accounting, and domestic services.

This coverage is similar to that of the 1939 Business Census. However, "custom trades" and "services incidental to transportation," which are no longer included in the standard classification of the service trades, are not covered by the 1948 Census. In a number of localities, these exclusions as well as

other changes in the standard classification may have a considerable effect in comparing 1948 with 1939 data, particularly with respect to establishment count.

**Establishment definition.**—For Census purposes, a business establishment is defined to include only enterprises conducted from a recognizable place of business, provided that the annual sales were in excess of \$5,000 for a wholesale trade establishment and \$500 for establishments in other trades. A detailed analysis of coverage will be provided in future Census of Business publications.

"Number of establishments" is the number of separate business locations, rather than the number of business companies or organizations, since the Census figures represent information reported separately for each business location or establishment. The establishment count reflects the number of places in business at the end of 1948 excluding administrative and executive offices of multiunit organizations, and "chain store" warehouses.

**Sales and receipts.**—"1948 sales and receipts" represents sales of merchandise and receipts from repairs and other services to customers. The figures reflect deductions for returned goods and allowances, but not for trade-in allowances; they exclude sales and excise taxes collected from customers and paid directly to any taxing agency.

**Proprietors.**—"Active proprietors..." represents owners and partners of unincorporated businesses who devoted the major portion of their time to the business in November 1948.

**Employment.**—"Number of paid employees..." represents all employees on the pay roll for the pay period ending nearest November 15, 1948. "Full workweek" employees, whether regular or seasonal, are those who in the November 15 pay period were paid for working at least the number of hours typically worked in a week by employees of the reporting establishment.

# 1948 CENSUS OF BUSINESS

RETAIL, WHOLESALE, SERVICE TRADES

U. S. DEPARTMENT OF COMMERCE  
BUREAU OF THE CENSUS

## PRELIMINARY

For Release May 22, 1950

Release Series BC-1P-42-084

### GALVESTON COUNTY, TEX.

Retail, wholesale, and service establishments located in Galveston County, Texas, showed a substantial expansion in dollar volume of trade from 1939 to 1948 according to preliminary figures from the 1948 Census of Business released today by the Bureau of the Census, U. S. Department of Commerce.

Retail sales in the county during 1948 aggregated \$115.9 million, an increase of 279 percent over the \$30.6 million in 1939, when the preceding Census of Business was taken. Wholesale sales in the county reached a total of \$61.0 million in 1948 as compared with \$33.9 million in 1939. The service trades included in the Census of Business recorded receipts totaling \$6.8 million in 1948 compared with \$2.1 million in 1939.

Employment in the county also rose over the 9-year period between 1939 and 1948 for the above trades. Establishments in these trades reported a combined total of 8,559 paid employees for the workweek ended nearest November 15, 1948. This compared with a total of 5,628 employees reported for the week of November 15, 1939.

These preliminary figures have been derived from a Census report on Galveston County, Texas, which also includes data for Galveston and Texas City. Final figures, superseding the preliminary data for Galveston County, will be included in a Bulletin for the State of Texas to be issued in several months. Similar data will be made available this year in preliminary and final form for each of the counties and States. A single copy of the preliminary release for Galveston County as well as an order blank for other area releases may be obtained by writing to the Bureau of the Census, Washington 25, D. C.

91686

Table 1.—CENSUS OF BUSINESS PRELIMINARY RESULTS FOR 1948, BY TRADE GROUP  
GALVESTON COUNTY, TEX.

Trade group and kind of business	Number of establishments	1948 sales and receipts (Thousand dollars)	Active proprietors of unincorporated businesses Nov. 1948	Paid employees, workweek ended nearest Nov. 15, 1948	
				Total employees <sup>1</sup>	Full workweek employees
RETAIL TRADE, total.....	1,505	115,898	1,434	6,311	5,512
Food group.....	323	26,676	328	813	612
Eating and drinking places.....	507	13,155	517	1,685	1,527
General merchandise grp, general stores.....	30	12,407	24	869	685
Apparel group.....	80	9,414	57	574	510
Furniture-home furnishings-appliance grp.....	61	8,052	44	441	400
Automotive group.....	57	16,083	53	480	463
Gasoline service stations.....	104	5,742	108	279	250
Lumber-building-hardware group.....	53	10,577	44	427	390
Drug and proprietary stores.....	57	4,445	54	299	264
All other retail stores.....	233	9,347	205	444	411
WHOLESALE TRADE, total.....	113	61,007	83	922	x
Merchant wholesalers, total.....	78	46,096	68	728	x
Groceries, foods.....	27	9,374	24	325	x
Mach'y, equip't, industrial supplies.....	7	734	8	20	x
Automotive parts, accessories.....	7	996	4	62	x
All other merchant wholesalers.....	37	34,992	32	321	x
Manufact'rs' sales branches, offices... ..	11	6,121	-	99	x
Petroleum bulk plants, terminals.....	14	5,960	8	51	x
Other types of wholesale.....	10	2,830	7	44	x
SELECTED SERVICE TRADES, <sup>2/</sup> total.....	399	6,830	404	1,326	1,192
Personal services.....	241	4,127	245	1,006	951
Business services.....	20	745	14	126	86
Automotive repairs and services.....	70	979	76	97	84
Other repair services.....	68	979	69	97	71
HOTELS.....	48	3,227	27	617	610
TOURIST COURTS AND CAMPS.....	45	849	30	116	111
AMUSEMENTS.....	55	2,439	38	288	x

x Not available.

<sup>1/</sup> Includes employees paid for less than the full workweek.

<sup>2/</sup> See General Description on last page for changes from the 1939 Census of Business in the coverage of Service Trades.

Table 2.—CENSUS OF BUSINESS PRELIMINARY RESULTS FOR 1948 FOR CITIES OF 2,500 INHABITANTS OR MORE

## GALVESTON COUNTY, TEX.

(Data omitted for trade groups where necessary to avoid disclosure)

City and trade group <sup>1</sup>	Number of establishments	1948 sales and receipts (Thousand dollars)	Active proprietors of unincorporated businesses Nov. 1948	Paid employees, workweek ended nearest Nov. 15, 1948	
				Total employees <sup>2</sup>	Full workweek employees
Galveston:					
Retail trade.....	981	82,404	928	4,691	4,122
Wholesale trade.....	99	56,834	74	855	x
Selected service trades...	289	5,745	289	1,134	1,018
Hotels.....	42	3,179	20	607	600
Tourist courts and camps..	23	666	14	103	99
Amusements.....	46	2,274	29	269	x
Texas City:					
Retail trade.....	207	18,991	187	863	724
Wholesale trade.....	9	3,335	5	53	x
Selected service trades...	60	789	63	155	140
Tourist courts and camps..	6	52	4	3	3
Remainder of county: 3/					
Retail trade.....	317	14,503	319	757	666
Wholesale trade.....	5	838	4	14	x
Selected service trades...	50	296	52	37	34
Tourist courts and camps..	16	131	12	10	9

x Not available.

1/ See General Description on this page for changes from the 1939 Census of Business in the coverage of Service Trades.

2/ Includes employees paid for less than the full workweek.

3/ Includes figures for establishments, other than wholesale, not located in cities of 2,500 inhabitants or more, and wholesale establishments not located in cities of 5,000 inhabitants or more.

## GENERAL DESCRIPTION OF PRELIMINARY RELEASES FOR THE 1948 CENSUS OF BUSINESS

This series of releases, of which one is planned for each county in the United States, presents preliminary results of the 1948 Census of Business. The information is based on reports submitted by business establishments for that Census. The figures shown are preliminary, and are subject to revision in the final Census publications, but the changes are expected to be relatively minor with respect to coverage. The final Census figures will be issued in a series of Business Census bulletins which will show additional detailed kind-of-business information for all places where there are a sufficient number of establishments.

The 1948 Census of Business was taken under the provision of the Act of June 19, 1948, which provides that the Business Census be taken for 1948 and for each fifth year thereafter. Previous Business Censuses were taken for the years 1929, 1933, 1935, and 1939.

**Scope of the Census.**—The 1948 Census of Business covered all establishments in the following trades, as defined by the Standard Industrial Classification Manual, May 1949 issue, of the Executive Office of the President: all retail trades; all wholesale trades; all service trades in the following four groups—personal services, business services, automobile repairs and services, and miscellaneous repair services; hotels; tourist courts and camps; and amusements, including motion picture theaters. Some important services not covered are radio broadcasting and television, medical and health, legal, educational, nonprofit, accounting, and domestic services.

This coverage is similar to that of the 1939 Business Census. However, "custom trades" and "services incidental to transportation," which are no longer included in the standard classification of the service trades, are not covered by the 1948 Census. In a number of localities, these exclusions as well as

other changes in the standard classification may have a considerable effect in comparing 1948 with 1939 data, particularly with respect to establishment count.

**Establishment definition.**—For Census purposes, a business establishment is defined to include only enterprises conducted from a recognizable place of business, provided that the annual sales were in excess of \$5,000 for a wholesale trade establishment and \$500 for establishments in other trades. A detailed analysis of coverage will be provided in future Censuses of Business publications.

"Number of establishments" is the number of separate business locations, rather than the number of business companies or organizations, since the Census figures represent information reported separately for each business location or establishment. The establishment count reflects the number of places in business at the end of 1948 excluding administrative and executive offices of multinational organizations, and "chain store" warehouses.

**Sales and receipts.**—1948 sales and receipts" represents sales of merchandise and receipts from repairs and other services to customers. The figures reflect deductions for returned goods and allowances, but not for trade-in allowances; they exclude sales and excise taxes collected from customers and paid directly to any taxing agency.

**Proprietors.**—"Active proprietors..." represents owners and partners of unincorporated businesses who devoted the major portion of their time to the business in November 1948.

**Employment.**—"Number of paid employees..." represents all employees on the pay roll for the pay period ending nearest November 15, 1948. "Full workweek" employees, whether regular or seasonal, are those who in the November 15 pay period were paid for working at least the number of hours typically worked in a week by employees of the reporting establishment.





# 1948 CENSUS OF BUSINESS

RETAIL, WHOLESALE, SERVICE TRADES

U. S. DEPARTMENT OF COMMERCE  
BUREAU OF THE CENSUS

## PRELIMINARY

For Release May 3, 1950

Release Series BC-1P- 42-085

### GARZA COUNTY, TEX.

Retail, wholesale, and service establishments located in Garza County, Texas, showed a substantial expansion in dollar volume of trade from 1939 to 1948 according to preliminary figures from the 1948 Census of Business released today by the Bureau of the Census, U. S. Department of Commerce.

Retail sales in the county during 1948 aggregated \$4.9 million, an increase of 206 percent over the \$1.6 million in 1939, when the preceding Census of Business was taken. Wholesale sales in the county reached a total of \$607,000 in 1948 as compared with \$321,000 in 1939. The service trades included in the Census of Business recorded receipts totaling \$233,000 in 1948 compared with \$66,000 in 1939.

Employment in the county also rose over the 9-year period between 1939 and 1948 for the above trades. Establishments in these trades reported a combined total of 307 paid employees for the workweek ended nearest November 15, 1948. This compared with a total of 213 employees reported for the week of November 15, 1939.

These preliminary figures have been derived from a Census report on Garza County, Texas. Final figures, superseding the preliminary data for Garza County, will be included in a Bulletin for the State of Texas to be issued in several months. Similar data will be made available this year in preliminary and final form for each of the counties and States. A single copy of the preliminary release for Garza County as well as an order blank for other area releases may be obtained by writing to the Bureau of the Census, Washington 25, D. C.

Table 1.—CENSUS OF BUSINESS PRELIMINARY RESULTS FOR 1948, BY TRADE GROUP

### GARZA COUNTY, TEX.

Trade group and kind of business	Number of establishments	1948 sales and receipts (Thousand dollars)	Active proprietors of unincorporated businesses Nov. 1948	Paid employees, workweek ended nearest Nov. 15, 1948	
				Total employees <sup>1</sup>	Full workweek employees
<b>RETAIL TRADE, total</b> .....	81	4,889	88	275	205
Food group.....	18	1,165	17	59	40
Eating and drinking places.....	6	172	6	31	28
Gasoline service stations.....	13	381	16	18	16
All other retail stores.....	44	3,171	49	167	121
<b>WHOLESALE TRADE</b> .....	5	607	5	4	x
<b>SELECTED SERVICE TRADES, 2/total</b> .....	30	233	38	28	26
Personal services.....	18	128	24	25	23
All other service trades.....	12	105	14	3	3
<b>HOTELS</b> .....	5	49	5	7	7

x Not available.

<sup>1/</sup> Includes employees paid for less than the full workweek.

<sup>2/</sup> See General Description on last page for changes from the 1939 Census of Business in the coverage of Service Trades.

## GENERAL DESCRIPTION OF PRELIMINARY RELEASES FOR THE 1948 CENSUS OF BUSINESS

This series of releases, of which one is planned for each county in the United States, presents preliminary results of the 1948 Census of Business. The information is based on reports submitted by business establishments for that Census. The figures shown are preliminary, and are subject to revision in the final Census publications, but the changes are expected to be relatively minor with respect to coverage. The final Census figures will be issued in a series of Business Census bulletins which will show additional detailed kind-of-business information for all places where there are a sufficient number of establishments.

The 1948 Census of Business was taken under the provision of the Act of June 19, 1948, which provides that the Business Census be taken for 1948 and for each fifth year thereafter. Previous Business Censuses were taken for the years 1929, 1933, 1935, and 1939.

*Scope of the Census.*--The 1948 Census of Business covered all establishments in the following trades, as defined by the Standard Industrial Classification Manual, May 1949 issue, of the Executive Office of the President: all retail trades; all wholesale trades; all service trades in the following four groups--personal services, business services, automobile repairs and services, and miscellaneous repair services; hotels; tourist courts and camps; and amusements, including motion picture theaters. Some important services not covered are radio broadcasting and television, medical and health, legal, educational, nonprofit, accounting, and domestic services.

This coverage is similar to that of the 1939 Business Census. However, "custom trades" and "services incidental to transportation," which are no longer included in the standard classification of the service trades, are not covered by the 1948 Census. In a number of localities, these exclusions as well as other changes in the standard classification may have a considerable effect in comparing

1948 with 1939 data, particularly with respect to establishment count.

*Establishment definition.*--For Census purposes, a business establishment is defined to include only enterprises conducted from a recognizable place of business, provided that the annual sales were in excess of \$5,000 for a wholesale trade establishment and \$500 for establishments in other trades. A detailed analysis of coverage will be provided in future Census of Business publications.

"Number of establishments" is the number of separate business locations, rather than the number of business companies or organizations, since the Census figures represent information reported separately for each business location or establishment. The establishment count reflects the number of places in business at the end of 1948 excluding administrative and executive offices of multiunit organizations, and "chain store" warehouses.

*Sales and receipts.*--"1948 sales and receipts" represents sales of merchandise and receipts from repairs and other services to customers. The figures reflect deductions for returned goods and allowances, but not for trade-in allowances; they exclude sales and excise taxes collected from customers and paid directly to any taxing agency.

*Proprietors.*--"Active proprietors..." represents owners and partners of unincorporated businesses who devoted the major portion of their time to the business in November 1948.

*Employment.*--"Number of paid employees..." represents all employees on the pay roll for the pay period ending nearest November 15, 1948. "Full workweek" employees, whether regular or seasonal, are those who in the November 15 pay period were paid for working at least the number of hours typically worked in a week by employees of the reporting establishment.

# 1948 CENSUS OF BUSINESS

RETAIL, WHOLESALE, SERVICE TRADES

U. S. DEPARTMENT OF COMMERCE  
BUREAU OF THE CENSUS

## PRELIMINARY

For Release May 22, 1950

Release Series BC-1P-42-086

### GILLESPIE COUNTY, TEX.

Retail, wholesale, and service establishments located in Gillespie County, Texas, showed a substantial expansion in dollar volume of trade from 1939 to 1948 according to preliminary figures from the 1948 Census of Business released today by the Bureau of the Census, U. S. Department of Commerce.

Retail sales in the county during 1948 aggregated \$9.3 million, an increase of 244 percent over the \$2.7 million in 1939, when the preceding Census of Business was taken. Wholesale sales in the county reached a total of \$5.5 million in 1948 as compared with \$2.6 million in 1939. The service trades included in the Census of Business recorded receipts totaling \$282,000 in 1948 compared with \$114,000 in 1939.

Employment in the county also rose over the 9-year period between 1939 and 1948 for the above trades. Establishments in these trades reported a combined total of 623 paid employees for the workweek ended nearest November 15, 1948. This compared with a total of 469 employees reported for the week of November 15, 1939.

These preliminary figures have been derived from a Census report on Gillespie County, Texas, which also includes data for the city of Fredericksburg. Final figures, superseding the preliminary data for Gillespie County, will be included in a Bulletin for the State of Texas to be issued in several months. Similar data will be made available this year in preliminary and final form for each of the counties and States. A single copy of the preliminary release for Gillespie County as well as an order blank for other area releases may be obtained by writing to the Bureau of the Census, Washington 25, D. C.

Table 1.—CENSUS OF BUSINESS PRELIMINARY RESULTS FOR 1948, BY TRADE GROUP

### GILLESPIE COUNTY, TEX.

Trade group and kind of business	Number of establishments	1948 sales and receipts (Thousand dollars)	Active proprietors of unincorporated businesses Nov. 1948	Paid employees, workweek ended nearest Nov. 15, 1948	
				Total employees <sup>1</sup>	Full workweek employees
RETAIL TRADE, total.....	173	9,295	197	506	452
Food group.....	36	1,935	41	62	51
Eating and drinking places.....	30	589	30	103	86
General merchandise grp, general stores.....	8	864	13	46	42
Apparel group.....	9	267	15	15	14
Furniture-home furnishgs-appliance grp.....	10	467	9	31	31
Automotive group.....	12	1,667	13	77	74
Gasoline service stations.....	30	799	30	44	34
Lumber-building-hardware group.....	13	1,945	19	97	95
Drug and proprietary stores.....	4	185	4	15	11
All other retail stores.....	21	577	23	16	14
WHOLESALE TRADE.....	18	5,516	20	79	x
SELECTED SERVICE TRADES, <sup>2</sup> /total.....	36	282	44	38	34
Personal services.....	24	162	29	28	24
All other service trades.....	12	120	15	10	10

x Not available.

<sup>1</sup>/ Includes employees paid for less than the full workweek.

<sup>2</sup>/ See General Description on last page for changes from the 1939 Census of Business in the coverage of Service Trades.

Table 2.—CENSUS OF BUSINESS PRELIMINARY RESULTS FOR 1948 FOR CITIES OF 2,500 INHABITANTS OR MORE

GILLESPIE COUNTY, TEX.

(Data omitted for trade groups where necessary to avoid disclosure)

City and trade group <sup>1</sup>	Number of establishments	1948 sales and receipts (Thousand dollars)	Active proprietors of unincorporated businesses Nov. 1948	Paid employees, workweek ended nearest Nov. 15, 1948	
				Total employees <sup>2</sup>	Full workweek employees
Fredericksburg:					
Retail trade.....	121	8,108	142	465	418
Selected service trades....	27	247	34	33	29
Remainder of county:					
Retail trade.....	52	1,187	55	41	34
Selected service trades....	9	35	10	5	5

1/ See General Description on this page for changes from the 1939 Census of Business in the coverage of Service Trades.

2/ Includes employees paid for less than the full workweek.

GENERAL DESCRIPTION OF PRELIMINARY RELEASES FOR THE 1948 CENSUS OF BUSINESS

This series of releases, of which one is planned for each county in the United States, presents preliminary results of the 1948 Census of Business. The information is based on reports submitted by business establishments for that Census. The figures shown are preliminary, and are subject to revision in the final Census publications, but the changes are expected to be relatively minor with respect to coverage. The final Census figures will be issued in a series of Business Census bulletins which will show additional detailed kind-of-business information for all places where there are a sufficient number of establishments.

The 1948 Census of Business was taken under the provision of the Act of June 19, 1948, which provides that the Business Census be taken for 1948 and for each fifth year thereafter. Previous Business Censuses were taken for the years 1929, 1933, 1935, and 1939.

**Scope of the Census.**—The 1948 Census of Business covered all establishments in the following trades, as defined by the Standard Industrial Classification Manual, May 1949 issue, of the Executive Office of the President: all retail trades; all wholesale trades; all service trades in the following four groups—personal services, business services, automobile repairs and services, and miscellaneous repair services; hotels; tourist courts and camps; and amusements, including motion picture theaters. Some important services not covered are radio broadcasting and television, medical and health, legal, educational, nonprofit, accounting, and domestic services.

This coverage is similar to that of the 1939 Business Census. However, "custom trades" and "services incidental to transportation," which are no longer included in the standard classification of the service trades, are not covered by the 1948 Census. In a number of localities, these exclusions as well as

other changes in the standard classification may have a considerable effect in comparing 1948 with 1939 data, particularly with respect to establishment count.

**Establishment definition.**—For Census purposes, a business establishment is defined to include only enterprises conducted from a recognizable place of business, provided that the annual sales were in excess of \$5,000 for a wholesale trade establishment and \$500 for establishments in other trades. A detailed analysis of coverage will be provided in future Censuses of Business publications.

"Number of establishments" is the number of separate business locations, rather than the number of business companies or organizations, since the Census figures represent information reported separately for each business location or establishment. The establishment count reflects the number of places in business at the end of 1948 excluding administrative and executive offices of multunit organizations, and "chain store" warehouses.

**Sales and receipts.**—"1948 sales and receipts" represents sales of merchandise and receipts from repairs and other services to customers. The figures reflect deductions for returned goods and allowances, but not for trade-in allowances; they exclude sales and excise taxes collected from customers and paid directly to any taxing agency.

**Proprietors.**—"Active proprietors..." represents owners and partners of unincorporated businesses who devoted the major portion of their time to the business in November 1948.

**Employment.**—"Number of paid employees..." represents all employees on the pay roll for the pay period ending nearest November 15, 1948. "Full workweek" employees, whether regular or seasonal, are those who in the November 15 pay period were paid for working at least the number of hours typically worked in a week by employees of the reporting establishment.

# 1948 CENSUS OF BUSINESS

RETAIL, WHOLESALE, SERVICE TRADES

U. S. DEPARTMENT OF COMMERCE  
BUREAU OF THE CENSUS

## PRELIMINARY

For Release May 15, 1950

Release Series BC-1P-42-087

### GLASSCOCK COUNTY, TEX.

Retail establishments located in Glasscock County, Texas, showed an expansion in dollar volume of trade from 1939 to 1948 according to preliminary figures released today by the Bureau of the Census, U. S. Department of Commerce.

Eleven retail establishments reported 1948 sales aggregating \$297,000, an increase of 209 percent over the \$96,000 reported by thirteen establishments in 1939, when the preceding Census of Business was taken.

These preliminary figures have been derived from a Census report on Glasscock County, Texas. Final figures, superseding the preliminary data for Glasscock County, will be included in a Bulletin for the State of Texas to be issued in several months. Similar data will be made available this year in preliminary and final form for each of the counties and States. A single copy of the preliminary release for Glasscock County as well as an order blank for other area releases may be obtained by writing to the Bureau of the Census, Washington 25, D. C.

l  
n  
t  
n  
r.  
u:  
l  
a  
s  
h  
A  
b.  
s  
cc  
s  
a  
x  
s  
s:  
s:  
tl  
ca  
,  
s  
r.  
,  
(  
Ii

# 1948 CENSUS OF BUSINESS

RETAIL, WHOLESALE, SERVICE TRADES

U. S. DEPARTMENT OF COMMERCE  
BUREAU OF THE CENSUS

## PRELIMINARY

For Release May 1, 1950

Release Series BC-1P-42-088

### GOLIAD COUNTY, TEX.

Retail and service establishments located in Goliad County, Texas, showed a substantial expansion in dollar volume of trade from 1939 to 1948 according to preliminary figures from the 1948 Census of Business released today by the Bureau of the Census, U. S. Department of Commerce.

Retail sales in the county during 1948 aggregated \$3.5 million, an increase of 192 percent over the \$1.2 million in 1939, when the preceding Census of Business was taken. The service trades included in the Census of Business recorded receipts totaling \$99,000 in 1948 compared with \$36,000 in 1939.

Employment in the county also rose over the 9-year period between 1939 and 1948 for the above trades. Establishments in these trades reported a combined total of 178 paid employees for the workweek ended nearest November 15, 1948. This compared with a total of 139 employees reported for the week of November 15, 1939.

These preliminary figures have been derived from a Census report on Goliad County, Texas. Final figures, superseding the preliminary data for Goliad County, will be included in a Bulletin for the State of Texas to be issued in several months. Similar data will be made available this year in preliminary and final form for each of the counties and States. A single copy of the preliminary release for Goliad County as well as an order blank for other area releases may be obtained by writing to the Bureau of the Census, Washington 25, D. C.

Table 1.—CENSUS OF BUSINESS PRELIMINARY RESULTS FOR 1948, BY TRADE GROUP

### GOLIAD COUNTY, TEX.

Trade group and kind of business	Number of establishments	1948 sales and receipts (Thousand dollars)	Active proprietors of unincorporated businesses Nov. 1948	Paid employees, workweek ended nearest Nov. 15, 1948	
				Total employees <sup>1</sup>	Full workweek employees
RETAIL TRADE, total.....	75	3,545	71	164	147
Food group.....	18	870	17	28	21
Eating and drinking places.....	17	209	17	28	26
Gasoline service stations.....	12	316	12	14	11
All other retail stores.....	28	2,150	25	94	89
SELECTED SERVICE TRADES, <sup>2/</sup> total.....	15	99	14	14	13
Personal services.....	7	43	6	10	9
All other service trades.....	8	56	8	4	4

<sup>1/</sup> Includes employees paid for less than the full workweek.

<sup>2/</sup> See General Description on last page for changes from the 1939 Census of Business in the coverage of Service Trades.

## GENERAL DESCRIPTION OF PRELIMINARY RELEASES FOR THE 1948 CENSUS OF BUSINESS

This series of releases, of which one is planned for each county in the United States, presents preliminary results of the 1948 Census of Business. The information is based on reports submitted by business establishments for that Census. The figures shown are preliminary, and are subject to revision in the final Census publications, but the changes are expected to be relatively minor with respect to coverage. The final Census figures will be issued in a series of Business Census bulletins which will show additional detailed kind-of-business information for all places where there are a sufficient number of establishments.

The 1948 Census of Business was taken under the provision of the Act of June 19, 1948, which provides that the Business Census be taken for 1948 and for each fifth year thereafter. Previous Business Censuses were taken for the years 1929, 1933, 1935, and 1939.

*Scope of the Census.*—The 1948 Census of Business covered all establishments in the following trades, as defined by the Standard Industrial Classification Manual, May 1949 issue, of the Executive Office of the President: all retail trades; all wholesale trades; all service trades in the following four groups—personal services, business services, automobile repairs and services, and miscellaneous repair services; hotels; tourist courts and camps; and amusements, including motion picture theaters. Some important services not covered are radio broadcasting and television, medical and health, legal, educational, nonprofit, accounting, and domestic services.

This coverage is similar to that of the 1939 Business Census. However, "custom trades" and "services incidental to transportation," which are no longer included in the standard classification of the service trades, are not covered by the 1948 Census. In a number of localities, these exclusions as well as other changes in the standard classification may have a considerable effect in comparing

1948 with 1939 data, particularly with respect to establishment count.

*Establishment definition.*—For Census purposes, a business establishment is defined to include only enterprises conducted from a recognizable place of business, provided that the annual sales were in excess of \$5,000 for a wholesale trade establishment and \$500 for establishments in other trades. A detailed analysis of coverage will be provided in future Census of Business publications.

"Number of establishments" is the number of separate business locations, rather than the number of business companies or organizations, since the Census figures represent information reported separately for each business location or establishment. The establishment count reflects the number of places in business at the end of 1948 excluding administrative and executive offices of multiunit organizations, and "chain store" warehouses.

*Sales and receipts.*—"1948 sales and receipts" represents sales of merchandise and receipts from repairs and other services to customers. The figures reflect deductions for returned goods and allowances, but not for trade-in allowances; they exclude sales and excise taxes collected from customers and paid directly to any taxing agency.

*Proprietors.*—"Active proprietors..." represents owners and partners of unincorporated businesses who devoted the major portion of their time to the business in November 1948.

*Employment.*—"Number of paid employees..." represents all employees on the pay roll for the pay period ending nearest November 15, 1948. "Full workweek" employees, whether regular or seasonal, are those who in the November 15 pay period were paid for working at least the number of hours typically worked in a week by employees of the reporting establishment.



# 1948 CENSUS OF BUSINESS

RETAIL, WHOLESALE, SERVICE TRADES

U. S. DEPARTMENT OF COMMERCE  
BUREAU OF THE CENSUS

## PRELIMINARY

For Release May 1, 1950

Release Series BC-1P-42-089

### GONZALES COUNTY, TEX.

Retail, wholesale, and service establishments located in Gonzales County, Texas, showed a substantial expansion in dollar volume of trade from 1939 to 1948 according to preliminary figures from the 1948 Census of Business released today by the Bureau of the Census, U. S. Department of Commerce.

Retail sales in the county during 1948 aggregated \$21.5 million, an increase of 451 percent over the \$3.9 million in 1939, when the preceding Census of Business was taken. Wholesale sales in the county reached a total of \$15.9 million in 1948 as compared with \$2.1 million in 1939. The service trades included in the Census of Business recorded receipts totaling \$558,000 in 1948 compared with \$177,000 in 1939.

Employment in the county also rose over the 9-year period between 1939 and 1948 for the above trades. Establishments in these trades reported a combined total of 1,019 paid employees for the workweek ended nearest November 15, 1948. This compared with a total of 699 employees reported for the week of November 15, 1939.

These preliminary figures have been derived from a Census report on Gonzales County, Texas, which also includes data for the city of Gonzales. Final figures, superseding the preliminary data for Gonzales County, will be included in a Bulletin for the State of Texas to be issued in several months. Similar data will be made available this year in preliminary and final form for each of the counties and States. A single copy of the preliminary release for Gonzales County as well as an order blank for other area releases may be obtained by writing to the Bureau of the Census, Washington 25, D. C.

Table 1.—CENSUS OF BUSINESS PRELIMINARY RESULTS FOR 1948, BY TRADE GROUP

### GONZALES COUNTY, TEX.

Trade group and kind of business	Number of establishments	1948 sales and receipts (Thousand dollars)	Active proprietors of unincorporated businesses Nov. 1948	Paid employees, workweek ended nearest Nov. 15, 1948	
				Total employees <sup>1</sup>	Full workweek employees
RETAIL TRADE, total.....	273	21,459	279	705	593
Food group.....	82	3,464	81	123	84
Eating and drinking places.....	45	773	47	127	100
General merchandise grp, general stores.....	18	1,021	14	67	51
Furniture-home furnishings-appliance grp.....	5	243	5	10	10
Automotive group.....	22	2,727	29	99	99
Gasoline service stations.....	33	764	39	24	22
Lumber-building-hardware group.....	21	2,178	16	93	81
Drug and proprietary stores.....	10	252	9	31	23
All other retail stores.....	37	10,037	39	131	123
WHOLESALE TRADE, total.....	25	15,919	30	232	x
Merchant wholesalers.....	11	7,972	12	162	x
Other types of wholesale.....	14	7,947	18	70	x
SELECTED SERVICE TRADES, <sup>2</sup> /total.....	80	558	79	82	65
Personal services.....	44	311	43	60	43
All other service trades.....	36	247	36	22	22

x Not available.

<sup>1</sup>/ Includes employees paid for less than the full workweek.

<sup>2</sup>/ See General Description on last page for changes from the 1939 Census of Business in the coverage of Service Trades.

Table 2.—CENSUS OF BUSINESS PRELIMINARY RESULTS FOR 1948 FOR CITIES OF 2,500 INHABITANTS OR MORE

## GONZALES COUNTY, TEX.

(Data omitted for trade groups where necessary to avoid disclosure)

City and trade group <sup>1</sup>	Number of establishments	1948 sales and receipts (Thousand dollars)	Active proprietors of unincorporated businesses Nov. 1948	Paid employees, workweek ended nearest Nov. 15, 1948	
				Total employees <sup>2</sup>	Full workweek employees
<b>Gonzales:</b>					
Retail trade.....	129	10,532	125	420	357
Selected service trades....	46	398	48	62	51
<b>Remainder of county:</b>					
Retail trade.....	144	10,927	154	285	236
Selected service trades....	34	160	31	20	14

1/ See General Description on this page for changes from the 1939 Census of Business in the coverage of Service Trades.

2/ Includes employees paid for less than the full workweek.

## GENERAL DESCRIPTION OF PRELIMINARY RELEASES FOR THE 1948 CENSUS OF BUSINESS

This series of releases, of which one is planned for each county in the United States, presents preliminary results of the 1948 Census of Business. The information is based on reports submitted by business establishments for that Census. The figures shown are preliminary, and are subject to revision in the final Census publications, but the changes are expected to be relatively minor with respect to coverage. The final Census figures will be issued in a series of Business Census bulletins which will show additional detailed kind-of-business information for all places where there are a sufficient number of establishments.

The 1948 Census of Business was taken under the provision of the Act of June 19, 1948, which provides that the Business Census be taken for 1948 and for each fifth year thereafter. Previous Business Censuses were taken for the years 1929, 1933, 1935, and 1939.

*Scope of the Census.*—The 1948 Census of Business covered all establishments in the following trades, as defined by the Standard Industrial Classification Manual, May 1949 issue, of the Executive Office of the President: all retail trades; all wholesale trades; all service trades in the following four groups—personal services, business services, automobile repairs and services, and miscellaneous repair services; hotels; tourist courts and camps; and amusements, including motion picture theaters. Some important services not covered are radio broadcasting and television, medical and health, legal, educational, nonprofit, accounting, and domestic services.

This coverage is similar to that of the 1939 Business Census. However, "custom trades" and "services incidental to transportation," which are no longer included in the standard classification of the service trades, are not covered by the 1948 Census. In a number of localities, these exclusions as well as other changes in the standard classification may have

a considerable effect in comparing 1948 with 1939 data, particularly with respect to establishment count.

*Establishment definition.*—For Census purposes, a business establishment is defined to include only enterprises conducted from a recognizable place of business, provided that the annual sales were in excess of \$5,000 for a wholesale trade establishment and \$500 for establishments in other trades. A detailed analysis of coverage will be provided in future Census of Business publications.

"Number of establishments" is the number of separate business locations, rather than the number of business companies or organizations, since the Census figures represent information reported separately for each business location or establishment. The establishment count reflects the number of places in business at the end of 1948 excluding administrative and executive offices of multiunit organizations, and "chain store" warehouses.

*Sales and receipts.*—"1948 sales and receipts" represents sales of merchandise and receipts from repairs and other services to customers. The figures reflect deductions for returned goods and allowances, but not for trade-in allowances; they exclude sales and excise taxes collected from customers and paid directly to any taxing agency.

*Proprietors.*—"Active proprietors..." represents owners and partners of unincorporated businesses who devoted the major portion of their time to the business in November 1948.

*Employment.*—"Number of paid employees..." represents all employees on the pay roll for the pay period ending nearest November 15, 1948. "Full workweek" employees, whether regular or seasonal, are those who in the November 15 pay period were paid for working at least the number of hours typically worked in a week by employees of the reporting establishment.

# 1948 CENSUS OF BUSINESS

RETAIL, WHOLESALE, SERVICE TRADES

U. S. DEPARTMENT OF COMMERCE  
BUREAU OF THE CENSUS

## PRELIMINARY

For Release May 15, 1950

Release Series BC-1P-42-090

### GRAY COUNTY, TEX.

Retail, wholesale, and service establishments located in Gray County, Texas, showed a substantial expansion in dollar volume of trade from 1939 to 1948 according to preliminary figures from the 1948 Census of Business released today by the Bureau of the Census, U. S. Department of Commerce.

Retail sales in the county during 1948 aggregated \$29.8 million, an increase of 192 percent over the \$10.2 million in 1939, when the preceding Census of Business was taken. Wholesale sales in the county reached a total of \$18.7 million in 1948 as compared with \$7.6 million in 1939. The service trades included in the Census of Business recorded receipts totaling \$1.9 million in 1948 compared with \$0.5 million in 1939.

Employment in the county also rose over the 9-year period between 1939 and 1948 for the above trades. Establishments in these trades reported a combined total of 1,918 paid employees for the workweek ended nearest November 15, 1948. This compared with a total of 1,496 employees reported for the week of November 15, 1939.

These preliminary figures have been derived from a Census report on Gray County, Texas, which also includes data for the city of Pampa. Final figures, superseding the preliminary data for Gray County, will be included in a Bulletin for the State of Texas to be issued in several months. Similar data will be made available this year in preliminary and final form for each of the counties and States. A single copy of the preliminary release for Gray County as well as an order blank for other area releases may be obtained by writing to the Bureau of the Census, Washington 25, D. C.

Table 1.—CENSUS OF BUSINESS PRELIMINARY RESULTS FOR 1948, BY TRADE GROUP  
GRAY COUNTY, TEX.

Trade group and kind of business	Number of establishments	1948 sales and receipts (Thousand dollars)	Active proprietors of unincorporated businesses Nov. 1948	Paid employees, workweek ended nearest Nov. 15, 1948	
				Total employees <sup>1</sup>	Full workweek employees
RETAIL TRADE, total.....	345	29,842	330	1,346	1,142
Food group.....	67	6,699	62	180	132
Eating and drinking places.....	51	1,438	60	184	166
General merchandise grp, general stores	11	3,309	3	247	177
Apparel group.....	18	1,406	13	73	64
Furniture-home furnishings-appliance grp	15	997	15	47	42
Automotive group.....	31	6,819	30	211	209
Gasoline service stations.....	58	1,716	60	102	88
Lumber-building-hardware group.....	33	3,566	30	133	108
Drug and proprietary stores.....	18	1,547	19	95	93
All other retail stores.....	43	2,345	38	74	63
WHOLESALE TRADE, total.....	73	18,674	50	300	x
Merchant wholesalers.....	46	10,746	33	223	x
Manufacturers' sales branches, offices..	5	2,503	-	38	x
Petroleum bulk plants, terminals.....	12	1,941	12	25	x
Assemblers of farm products.....	10	3,484	5	14	x
SELECTED SERVICE TRADES, 2/total.....	138	1,937	152	272	257
Personal services.....	78	980	89	186	173
All other service trades.....	60	957	63	86	84
TOURIST COURTS AND CAMPS.....	11	68	9	9	7

x Not available.

1/ Includes employees paid for less than one full workweek.

2/ See General Description on last page for changes from the 1939 Census of Business in the coverage of Service Trades.

Table 2.—CENSUS OF BUSINESS PRELIMINARY RESULTS FOR 1948 FOR CITIES OF 2,500 INHABITANTS OR MORE

## GRAY COUNTY, TEX.

(Data omitted for trade groups where necessary to avoid disclosure)

City and trade group <sup>1</sup>	Number of establishments	1948 sales and receipts (Thousand dollars)	Active proprietors of unincorporated businesses Nov. 1948	Paid employees, workweek ended nearest Nov. 15, 1948	
				Total employees <sup>2</sup>	Full workweek employees
<b>Pampa:</b>					
Retail trade.....	256	26,760	248	1,236	1,061
Wholesale trade.....	63	15,828	45	290	x
Selected service trades...	115	1,838	127	264	251
Tourist courts and camps..	5	33	3	4	4
<b>Remainder of county:</b>					
Retail trade.....	89	3,082	82	110	81
Wholesale trade.....	10	2,846	5	10	x
Selected service trades...	23	99	25	8	6
Tourist courts and camps..	6	35	6	5	3

x Not available.

1/ See General Description on this page for changes from the 1939 Census of Business in the coverage of Service Trades.

2/ Includes employees paid for less than the full workweek.

## GENERAL DESCRIPTION OF PRELIMINARY RELEASES FOR THE 1948 CENSUS OF BUSINESS

This series of releases, of which one is planned for each county in the United States, presents preliminary results of the 1948 Census of Business. The information is based on reports submitted by business establishments for that Census. The figures shown are preliminary, and are subject to revision in the final Census publications, but the changes are expected to be relatively minor with respect to coverage. The final Census figures will be issued in a series of Business Census bulletins which will show additional detailed kind-of-business information for all places where there are a sufficient number of establishments.

The 1948 Census of Business was taken under the provision of the Act of June 19, 1948, which provides that the Business Census be taken for 1948 and for each fifth year thereafter. Previous Business Censuses were taken for the years 1929, 1933, 1935, and 1939.

**Scope of the Census.**—The 1948 Census of Business covered all establishments in the following trades, as defined by the Standard Industrial Classification Manual, May 1949 issue, of the Executive Office of the President: all retail trades; all wholesale trades; all service trades in the following four groups—personal services, business services, automobile repairs and services, and miscellaneous repair services; hotels; tourist courts and camps; and amusements, including motion picture theaters. Some important services not covered are radio broadcasting and television, medical and health, legal, educational, nonprofit, accounting, and domestic services.

This coverage is similar to that of the 1939 Business Census. However, "custom trades" and "services incidental to transportation," which are no longer included in the standard classification of the service trades, are not covered by the 1948 Census. In a number of localities, these exclusions as well as

other changes in the standard classification may have a considerable effect in comparing 1948 with 1939 data, particularly with respect to establishment count.

**Establishment definition.**—For Census purposes, a business establishment is defined to include only enterprises conducted from a recognizable place of business, provided that the annual sales were in excess of \$5,000 for a wholesale trade establishment and \$500 for establishments in other trades. A detailed analysis of coverage will be provided in future Censuses of Business publications.

"Number of establishments" is the number of separate business locations, rather than the number of business companies or organizations, since the Census figures represent information reported separately for each business location or establishment. The establishment count reflects the number of places in business at the end of 1948 excluding administrative and executive offices of multiunit organizations, and "chain store" warehouses.

**Sales and receipts.**—"1948 sales and receipts" represents sales of merchandise and receipts from repairs and other services to customers. The figures reflect deductions for returned goods and allowances, but not for trade-in allowances; they exclude sales and excise taxes collected from customers and paid directly to any taxing agency.

**Proprietors.**—"Active proprietors..." represents owners and partners of unincorporated businesses who devoted the major portion of their time to the business in November 1948.

**Employment.**—"Number of paid employees..." represents all employees on the pay roll for the pay period ending nearest November 15, 1948. "Full workweek" employees, whether regular or seasonal, are those who in the November 15 pay period were paid for working at least the number of hours typically worked in a week by employees of the reporting establishment.

# 1948 CENSUS OF BUSINESS

U. S. DEPARTMENT OF COMMERCE  
BUREAU OF THE CENSUS

RETAIL, WHOLESALE, SERVICE TRADES

## PRELIMINARY

For Release May 15, 1950

Release Series BC-1P-42-091

### GRAYSON COUNTY, TEX.

Retail, wholesale, and service establishments located in Grayson County, Texas, showed a substantial expansion in dollar volume of trade from 1939 to 1948 according to preliminary figures from the 1948 Census of Business released today by the Bureau of the Census, U. S. Department of Commerce.

Retail sales in the county during 1948 aggregated \$55.0 million, an increase of 206 percent over the \$18.0 million in 1939, when the preceding Census of Business was taken. Wholesale sales in the county reached a total of \$44.1 million in 1948 as compared with \$11.5 million in 1939. The service trades included in the Census of Business recorded receipts totaling \$2.6 million in 1948 compared with 1.0 million in 1939.

Employment in the county also rose over the 9-year period between 1939 and 1948 for the above trades. Establishments in these trades reported a combined total of 4,180 paid employees for the workweek ended nearest November 15, 1948. This compared with a total of 3,511 employees reported for the week of November 15, 1939.

These preliminary figures have been derived from a Census report on Grayson County, Texas, which also includes data for the cities of Denison and Sherman. Final figures, superseding the preliminary data for Grayson County, will be included in a Bulletin for the State of Texas to be issued in several months. Similar data will be made available this year in preliminary and final form for each of the counties and States. A single copy of the preliminary release for Grayson County as well as an order blank for other area releases may be obtained by writing to the Bureau of the Census, Washington 25, D. C.

Table 1.—CENSUS OF BUSINESS PRELIMINARY RESULTS FOR 1948, BY TRADE GROUP

### GRAYSON COUNTY, TEX.

Trade group and kind of business	Number of establishments	1948 sales and receipts (Thousand dollars)	Active proprietors of unincorporated businesses Nov. 1948	Paid employees, workweek ended nearest Nov. 15, 1948	
				Total employees <sup>1</sup>	Full workweek employees
RETAIL TRADE, total.....	815	54,992	747	2,897	2,432
Food group.....	230	14,092	228	446	359
Eating and drinking places.....	98	2,246	91	429	371
General merchandise grp, general stores	38	5,583	31	483	336
Apparel group.....	46	3,657	31	262	213
Furniture-home furnishgs-appliance grp	39	3,261	37	189	167
Automotive group.....	60	13,039	43	432	410
Gasoline service stations.....	128	3,453	136	185	160
Lumber-building-hardware group.....	64	5,400	49	198	177
Drug and proprietary stores.....	23	1,553	23	139	124
All other retail stores.....	89	2,708	78	134	115
WHOLESALE TRADE, total.....	83	44,115	50	777	x
Merchant wholesalers.....	47	15,817	32	381	x
Petroleum bulk plants, terminals.....	19	3,704	16	43	x
Other types of wholesale.....	17	24,594	2	353	x
SELECTED SERVICE TRADES, <sup>2</sup> /total.....	272	2,600	277	506	470
Personal services.....	169	1,749	172	411	381
All other service trades.....	103	851	105	95	89
TOURIST COURTS AND CAMPS.....	19	111	22	15	11
AMUSEMENTS.....	32	826	23	171	x

x Not available.

<sup>1</sup>/ Includes employees paid for less than the full workweek.

<sup>2</sup>/ See General Description on last page for changes from the 1939 Census of Business in the coverage of Service Trades.

Table 2.—CENSUS OF BUSINESS PRELIMINARY RESULTS FOR 1948 FOR CITIES OF 2,500 INHABITANTS OR MORE.

## GRAYSON COUNTY, TEX.

(Data omitted for trade groups where necessary to avoid disclosure)

City and trade group <sup>1</sup>	Number of establishments	1948 sales and receipts (Thousand dollars)	Active proprietors of unincorporated businesses Nov. 1948	Paid employees, workweek ended nearest Nov. 15, 1948	
				Total employees <sup>2</sup>	Full workweek employees
Denison:					
Retail trade.....	227	20,963	205	1,165	973
Wholesale trade.....	25	18,515	15	294	x
Selected service trades...	89	1,005	91	199	188
Sherman:					
Retail trade.....	271	24,554	233	1,329	1,144
Wholesale trade.....	38	22,649	24	431	x
Selected service trades...	94	1,167	99	255	236
Remainder of county: <sup>3/</sup>					
Retail trade.....	317	9,475	309	403	315
Wholesale trade.....	20	2,951	11	52	x
Selected service trades...	89	428	87	52	46

x Not available.

<sup>1/</sup> See General Description on this page for changes from the 1939 Census of Business in the coverage of Service Trades.

<sup>2/</sup> Includes employees paid for less than the full workweek.

<sup>3/</sup> Includes figures for establishments, other than the wholesale, not located in cities of 2,500 inhabitants or more, and wholesale establishments not located in cities of 5,000 inhabitants or more.

## GENERAL DESCRIPTION OF PRELIMINARY RELEASES FOR THE 1948 CENSUS OF BUSINESS

This series of releases, of which one is planned for each county in the United States, presents preliminary results of the 1948 Census of Business. The information is based on reports submitted by business establishments for that Census. The figures shown are preliminary, and are subject to revision in the final Census publications, but the changes are expected to be relatively minor with respect to coverage. The final Census figures will be issued in a series of Business Census bulletins which will show additional detailed kind-of-business information for all places where there are a sufficient number of establishments.

The 1948 Census of Business was taken under the provision of the Act of June 19, 1948, which provides that the Business Census be taken for 1948 and for each fifth year thereafter. Previous Business Censuses were taken for the years 1929, 1933, 1935, and 1939.

**Scope of the Census.**—The 1948 Census of Business covered all establishments in the following trades, as defined by the Standard Industrial Classification Manual, May 1949 issue, of the Executive Office of the President: all retail trades; all wholesale trades; all service trades in the following four groups—personal services, business services, automobile repairs and services, and miscellaneous repair services; hotels; tourist courts and camps; and amusements, including motion picture theaters. Some important services not covered are radio broadcasting and television, medical and health, legal, educational, nonprofit, accounting, and domestic services.

This coverage is similar to that of the 1939 Business Census. However, "custom trades" and "services incidental to transportation," which are no longer included in the standard classification of the service trades, are not covered by the 1948 Census. In a number of localities, these exclusions as well as

other changes in the standard classification may have a considerable effect in comparing 1948 with 1939 data, particularly with respect to establishment count.

**Establishment definition.**—For Census purposes, a business establishment is defined to include only enterprises conducted from a recognizable place of business, provided that the annual sales were in excess of \$5,000 for a wholesale trade establishment and \$500 for establishments in other trades. A detailed analysis of coverage will be provided in future Census of Business publications.

"Number of establishments" is the number of separate business locations, rather than the number of business companies or organizations, since the Census figures represent information reported separately for each business location or establishment. The establishment count reflects the number of places in business at the end of 1948 excluding administrative and executive offices of multiunit organizations, and "chain store" warehouses.

**Sales and receipts.**—"1948 sales and receipts" represents sales of merchandise and receipts from repairs and other services to customers. The figures reflect deductions for returned goods and allowances, but not for trade-in allowances; they exclude sales and excise taxes collected from customers and paid directly to any taxing agency.

**Proprietors.**—"Active proprietors..." represents owners and partners of unincorporated businesses who devoted the major portion of their time to the business in November 1948.

**Employment.**—"Number of paid employees..." represents all employees on the pay roll for the pay period ending nearest November 15, 1948. "Full workweek" employees, whether regular or seasonal, are those who in the November 15 pay period were paid for working at least the number of hours typically worked in a week by employees of the reporting establishment.

# 1948 CENSUS OF BUSINESS

RETAIL, WHOLESALE, SERVICE TRADES

U. S. DEPARTMENT OF COMMERCE  
BUREAU OF THE CENSUS

## PRELIMINARY

For Release May 22, 1950

Release Series BC-1P-42-092

### GREGG COUNTY, TEX.

Retail, wholesale, and service establishments located in Gregg County, Texas, showed a substantial expansion in dollar volume of trade from 1939 to 1948 according to preliminary figures from the 1948 Census of Business released today by the Bureau of the Census, U. S. Department of Commerce.

Retail sales in the county during 1948 aggregated \$73.4 million, an increase of 229 percent over the \$22.3 million in 1939, when the preceding Census of Business was taken. Wholesale sales in the county reached a total of \$51.9 million in 1948 as compared with \$12.8 million in 1939. The service trades included in the Census of Business recorded receipts totaling \$5.1 million in 1948 compared with \$1.2 million in 1939.

Employment in the county also rose over the 9-year period between 1939 and 1948 for the above trades. Establishments in these trades reported a combined total of 5,243 paid employees for the workweek ended nearest November 15, 1948. This compared with a total of 3,517 employees reported for the week of November 15, 1939.

These preliminary figures have been derived from a Census report on Gregg County, Texas, which also includes data for the city of Longview and the parts of the cities of Gladewater and Kilgore located in Gregg County. Final figures, superseding the preliminary data for Gregg County, will be included in a Bulletin for the State of Texas to be issued in several months. Similar data will be made available this year in preliminary and final form for each of the counties and States. A single copy of the preliminary release for Gregg County as well as an order blank for other area releases may be obtained by writing to the Bureau of the Census, Washington 25, D. C.

Table 1.—CENSUS OF BUSINESS PRELIMINARY RESULTS FOR 1948, BY TRADE GROUP

## GREGG COUNTY, TEX.

Trade group and kind of business	Number of establishments	1948 sales and receipts (Thousand dollars)	Active proprietors of unincorporated businesses Nov. 1948	Paid employees, workweek ended nearest Nov. 15, 1948	
				Total employees <sup>1</sup>	Full workweek employees
RETAIL TRADE, total.....	953	73,369	902	3,475	3,028
Food group.....	193	12,516	209	339	268
Eating and drinking places.....	194	3,901	180	644	590
General merchandise grp, general stores	34	7,276	16	588	426
Apparel group.....	47	4,809	47	248	215
Furniture-home furnishings-appliance grp	46	4,358	47	199	185
Automotive group.....	81	20,419	83	579	556
Gasoline service stations.....	116	3,251	114	196	174
Lumber-building-hardware group.....	47	5,371	37	251	231
Drug and proprietary stores.....	28	1,962	24	160	146
All other retail stores.....	167	9,506	145	271	237
WHOLESALE TRADE, total.....	134	51,866	88	898	x
Merchant wholesalers, total.....	102	39,000	67	763	x
Groceries, foods.....	11	6,922	9	186	x
Mach'y, equip't, industrial supplies	42	18,736	21	304	x
Automotive parts, accessories.....	12	1,621	10	73	x
All other merchant wholesalers.....	37	11,721	27	200	x
Manufact'rs' sales branches, offices..	18	4,409	9	73	x
Other types of wholesale.....	14	8,457	12	62	x
SELECTED SERVICE TRADES, <sup>2/</sup> total.....	324	5,080	325	870	778
Personal services.....	187	2,194	179	538	461
Business services.....	17	152	16	12	11
Automotive repairs and services.....	54	670	63	68	65
Other repair services.....	66	2,064	67	252	241
TOURIST COURTS AND CAMPS.....	14	255	14	60	55

x Not available.

<sup>1/</sup> Includes employees paid for less than the full workweek.<sup>2/</sup> See General Description on last page for changes from the 1939 Census of Business in the coverage of Service Trades.

91686



Table 2.—CENSUS OF BUSINESS PRELIMINARY RESULTS FOR 1948 FOR CITIES OF 2,500 INHABITANTS OR MORE

## GREGG COUNTY, TEX.

(Data omitted for trade groups where necessary to avoid disclosure)

City and trade group <sup>1</sup>	Number of establishments	1948 sales and receipts (Thousand dollars)	Active proprietors of unincorporated businesses Nov. 1948	Paid employees, workweek ended nearest Nov. 15, 1948	
				Total employees <sup>2</sup>	Full workweek employees
Gladewater: (part)					
Retail trade.....	132	8,909	116	463	426
Tourist courts and camps..	Included with "Remainder of county"				
Kilgore: (part)					
Retail trade.....	227	20,093	213	914	789
Wholesale trade.....	40	15,121	30	257	x
Selected service trades...	75	1,298	73	221	213
Tourist courts and camps..	Included with "Remainder of county"				
Longview:					
Retail trade.....	365	36,316	350	1,722	1,517
Wholesale trade.....	56	25,194	36	414	x
Selected service trades...	144	1,929	146	370	302
Tourist courts and camps..	7	153	9	32	31
Remainder of county: 3/					
Retail trade.....	229	8,051	223	376	306
Wholesale trade.....	38	11,551	22	227	x
Tourist courts and camps..	7	102	5	28	24

x Not available.

1/ See General Description on this page for changes from the 1939 Census of Business in the coverage of Service Trades.

2/ Includes employees paid for less than the full workweek.

3/ Except as indicated above, includes figures for establishments, other than wholesale, not located in cities of 2,500 inhabitants or more, and wholesale establishments not located in cities of 5,000 inhabitants or more.

## GENERAL DESCRIPTION OF PRELIMINARY RELEASES FOR THE 1948 CENSUS OF BUSINESS

This series of releases, of which one is planned for each county in the United States, presents preliminary results of the 1948 Census of Business. The information is based on reports submitted by business establishments for that Census. The figures shown are preliminary, and are subject to revision in the final Census publications, but the changes are expected to be relatively minor with respect to coverage. The final Census figures will be issued in a series of Business Census bulletins which will show additional detailed kind-of-business information for all places where there are a sufficient number of establishments.

The 1948 Census of Business was taken under the provision of the Act of June 19, 1948, which provides that the Business Census be taken for 1948 and for each fifth year thereafter. Previous Business Censuses were taken for the years 1929, 1933, 1935, and 1939.

**Scope of the Census.**—The 1948 Census of Business covered all establishments in the following trades, as defined by the Standard Industrial Classification Manual, May 1949 issue, of the Executive Office of the President: all retail trades; all wholesale trades; all service trades in the following four groups—personal services, business services, automobile repairs and services, and miscellaneous repair services; hotels; tourist courts and camps; and amusements, including motion picture theaters. Some important services not covered are radio broadcasting and television, medical and health, legal, educational, nonprofit, accounting, and domestic services.

This coverage is similar to that of the 1939 Business Census. However, "custom trades" and "services incidental to transportation," which are no longer included in the standard classification of the service trades, are not covered by the 1948 Census. In a number of localities, these exclusions as well as

other changes in the standard classification may have a considerable effect in comparing 1948 with 1939 data, particularly with respect to establishment count.

**Establishment definition.**—For Census purposes, a business establishment is defined to include only enterprises conducted from a recognizable place of business, provided that the annual sales were in excess of \$5,000 for a wholesale trade establishment and \$500 for establishments in other trades. A detailed analysis of coverage will be provided in future Census of Business publications.

"Number of establishments" is the number of separate business locations, rather than the number of business companies or organizations, since the Census figures represent information reported separately for each business location or establishment. The establishment count reflects the number of places in business at the end of 1948 excluding administrative and executive offices of multiunit organizations, and "chain store" warehouses.

**Sales and receipts.**—"1948 sales and receipts" represents sales of merchandise and receipts from repairs and other services to customers. The figures reflect deductions for returned goods and allowance, but not for trade-in allowances; they exclude sales and excise taxes collected from customers and paid directly to any taxing agency.

**Proprietors.**—"Active proprietors..." represents owners and partners of unincorporated businesses who devoted the major portion of their time to the business in November 1948.

**Employment.**—"Number of paid employees..." represents all employees on the pay roll for the pay period ending nearest November 15, 1948. "Full workweek" employees, whether regular or seasonal, are those who in the November 15 pay period were paid for working at least the number of hours typically worked in a week by employees of the reporting establishment.

r  
e  
  
r  
A  
o  
  
s  
s  
s  
s  
  
a  
l  
s  
  
s  
r  
e  
L

# 1948 CENSUS OF BUSINESS

RETAIL, WHOLESALE, SERVICE TRADES

U. S. DEPARTMENT OF COMMERCE  
BUREAU OF THE CENSUS

## PRELIMINARY

For Release May 1, 1950

Release Series BC-1P-42-093

### GRIMES COUNTY, TEX.

Retail, wholesale, and service establishments located in Grimes County, Texas, showed a substantial expansion in dollar volume of trade from 1939 to 1948 according to preliminary figures from the 1948 Census of Business released today by the Bureau of the Census, U. S. Department of Commerce.

Retail sales in the county during 1948 aggregated \$8.9 million, an increase of 187 percent over the \$3.1 million in 1939, when the preceding Census of Business was taken. Wholesale sales in the county reached a total of \$4.9 million in 1948 as compared with \$0.6 million in 1939. The service trades included in the Census of Business recorded receipts totaling \$279,000 in 1948 compared with \$122,000 in 1939.

Employment in the county also rose over the 9-year period between 1939 and 1948 for the above trades. Establishments in these trades reported a combined total of 532 paid employees for the workweek ended nearest November 15, 1948. This compared with a total of 357 employees reported for the week of November 15, 1939.

These preliminary figures have been derived from a Census report on Grimes County, Texas, which also includes data for the city of Navasota. Final figures, superseding the preliminary data for Grimes County, will be included in a Bulletin for the State of Texas to be issued in several months. Similar data will be made available this year in preliminary and final form for each of the counties and States. A single copy of the preliminary release for Grimes County as well as an order blank for other area releases may be obtained by writing to the Bureau of the Census, Washington 25, D. C.

Table 1.—CENSUS OF BUSINESS PRELIMINARY RESULTS FOR 1948, BY TRADE GROUP

GRIMES COUNTY, TEX.

Trade group and kind of business	Number of establishments	1948 sales and receipts (Thousand dollars)	Active proprietors of unincorporated businesses Nov. 1948	Paid employees, workweek ended nearest Nov. 15, 1948	
				Total employees <sup>1</sup>	Full workweek employees
RETAIL TRADE, total.....	194	8,879	181	439	358
Food group.....	66	2,658	59	84	62
Eating and drinking places.....	20	301	16	52	51
General merchandise grp, general stores	16	861	15	63	43
Furniture-home furnishings-appliance grp	9	305	8	10	10
Automotive group.....	15	1,827	14	52	51
Gasoline service stations.....	23	378	22	30	24
Lumber-building-hardware group.....	13	1,459	16	51	50
Drug and proprietary stores.....	9	269	7	38	16
All other retail stores.....	23	821	24	59	51
WHOLESALE TRADE.....	15	4,853	14	32	x
SELECTED SERVICE TRADES, <sup>2/</sup> total.....	35	279	36	61	57
Personal services.....	23	194	22	56	52
All other service trades.....	12	85	14	5	5

x Not available.

<sup>1/</sup> Includes employees paid for less than the full workweek.

<sup>2/</sup> See General Description on last page for changes from the 1939 Census of Business in the coverage of Service Trades.

Table 2.—CENSUS OF BUSINESS PRELIMINARY RESULTS FOR 1948 FOR CITIES OF 2,500 INHABITANTS OR MORE

## GRIMES COUNTY, TEX.

(Data omitted for trade groups where necessary to avoid disclosure)

City and trade group <sup>1</sup>	Number of establishments	1948 sales and receipts (Thousand dollars)	Active proprietors of unincorporated businesses Nov. 1948	Paid employees, workweek ended nearest Nov. 15, 1948	
				Total employees <sup>2</sup>	Full workweek employees
Navasota:					
Retail trade.....	106	6,820	99	364	298
Selected service trades...	25	253	27	58	54
Remainder of county:					
Retail trade.....	88	2,059	82	75	60
Selected service trades...	10	26	9	3	3

1/ See General Description on this page for changes from the 1939 Census of Business in the coverage of Service Trades.

2/ Includes employees paid for less than the full workweek.

## GENERAL DESCRIPTION OF PRELIMINARY RELEASES FOR THE 1948 CENSUS OF BUSINESS

This series of releases, of which one is planned for each county in the United States, presents preliminary results of the 1948 Census of Business. The information is based on reports submitted by business establishments for that Census. The figures shown are preliminary, and are subject to revision in the final Census publications, but the changes are expected to be relatively minor with respect to coverage. The final Census figures will be issued in a series of Business Census bulletins which will show additional detailed kind-of-business information for all places where there are a sufficient number of establishments.

The 1948 Census of Business was taken under the provision of the Act of June 19, 1948, which provides that the Business Census be taken for 1948 and for each fifth year thereafter. Previous Business Censuses were taken for the years 1929, 1933, 1935, and 1939.

*Scope of the Census.*—The 1948 Census of Business covered all establishments in the following trades, as defined by the Standard Industrial Classification Manual, May 1949 issue, of the Executive Office of the President: all retail trades; all wholesale trades; all service trades in the following four groups—personal services, business services, automobile repairs and services, and miscellaneous repair services; hotels; tourist courts and camps; and amusements, including motion picture theaters. Some important services not covered are radio broadcasting and television, medical and health, legal, educational, nonprofit, accounting, and domestic services.

This coverage is similar to that of the 1939 Business Census. However, "custom trades" and "services incidental to transportation," which are no longer included in the standard classification of the service trades, are not covered by the 1948 Census. In a number of localities, these exclusions as well as other changes in the standard classification may have

a considerable effect in comparing 1948 with 1939 data, particularly with respect to establishment count.

*Establishment definition.*—For Census purposes, a business establishment is defined to include only enterprises conducted from a recognizable place of business, provided that the annual sales were in excess of \$5,000 for a wholesale trade establishment and \$500 for establishments in other trades. A detailed analysis of coverage will be provided in future Census of Business publications.

"Number of establishments" is the number of separate business locations, rather than the number of business companies or organizations, since the Census figures represent information reported separately for each business location or establishment. The establishment count reflects the number of places in business at the end of 1948 excluding administrative and executive offices of multiunit organizations, and "chain store" warehouses.

*Sales and receipts.*—"1948 sales and receipts" represents sales of merchandise and receipts from repairs and other services to customers. The figures reflect deductions for returned goods and allowances, but not for trade-in allowances; they exclude sales and excise taxes collected from customers and paid directly to any taxing agency.

*Proprietors.*—"Active proprietors..." represents owners and partners of unincorporated businesses who devoted the major portion of their time to the business in November 1948.

*Employment.*—"Number of paid employees..." represents all employees on the pay roll for the pay period ending nearest November 15, 1948. "Full workweek" employees, whether regular or seasonal, are those who in the November 15 pay period were paid for working at least the number of hours typically worked in a week by employees of the reporting establishment.

# 1948 CENSUS OF BUSINESS

RETAIL, WHOLESALE, SERVICE TRADES

U. S. DEPARTMENT OF COMMERCE  
BUREAU OF THE CENSUS

## PRELIMINARY

For Release May 3, 1950

Release Series BC-1P-42-094

### GUADALUPE COUNTY, TEX.

Retail, wholesale, and service establishments located in Guadalupe County, Texas, showed a substantial expansion in dollar volume of trade from 1939 to 1948 according to preliminary figures from the 1948 Census of Business released today by the Bureau of the Census, U. S. Department of Commerce.

Retail sales in the county during 1948 aggregated \$16.4 million, an increase of 290 percent over the \$4.2 million in 1939, when the preceding Census of Business was taken. Wholesale sales in the county reached a total of \$5.9 million in 1948 as compared with \$1.8 million in 1939. The service trades included in the Census of Business recorded receipts totaling \$607,000 in 1948 compared with \$160,000 in 1939.

Employment in the county also rose over the 9-year period between 1939 and 1948 for the above trades. Establishments in these trades reported a combined total of 1,168 paid employees for the workweek ended nearest November 15, 1948. This compared with a total of 699 employees reported for the week of November 15, 1939.

These preliminary figures have been derived from a Census report on Guadalupe County, Texas, which also includes data for the city of Sequin. Final figures, superseding the preliminary data for Guadalupe County, will be included in a Bulletin for the State of Texas to be issued in several months. Similar data will be made available this year in preliminary and final form for each of the counties and States. A single copy of the preliminary release for Guadalupe County as well as an order blank for other area releases may be obtained by writing to the Bureau of the Census, Washington 25, D. C.

Table 1.—CENSUS OF BUSINESS PRELIMINARY RESULTS FOR 1948, BY TRADE GROUP  
GUADALUPE COUNTY, TEX.

Trade group and kind of business	Number of establishments	1948 sales and receipts (Thousand dollars)	Active proprietors of unincorporated businesses Nov. 1948	Paid employees, workweek ended nearest Nov. 15, 1948	
				Total employees <sup>1</sup>	Full workweek employees
RETAIL TRADE, total.....	343	16,354	329	933	746
Food group.....	89	4,212	82	167	113
Eating and drinking places.....	86	1,294	81	189	155
General merchandise grp, general stores.	11	846	6	67	41
Apparel group.....	6	645	9	38	34
Furniture-home furnishgs-appliance grp.	11	1,099	7	71	67
Automotive group.....	23	2,428	27	109	103
Gasoline service stations.....	41	1,322	41	86	76
Lumber-building-hardware group.....	25	2,135	28	90	77
Drug and proprietary stores.....	6	365	8	25	20
All other retail stores.....	45	2,008	40	91	60
WHOLESALE TRADE, total.....	29	5,893	29	123	x
Merchant wholesalers.....	16	3,205	15	77	x
Other types of wholesale.....	13	2,688	14	46	x
SELECTED SERVICE TRADES, <sup>2</sup> /total.....	84	607	80	112	100
Personal services.....	38	314	32	80	74
All other service trades.....	46	293	48	32	26

x Not available.

<sup>1</sup>/ Includes employees paid for less than the full workweek.

<sup>2</sup>/ See General Description on last page for changes from the 1939 Census of Business in the coverage of Service Trades.

Table 2.—CENSUS OF BUSINESS PRELIMINARY RESULTS FOR 1948 FOR CITIES OF 2,500 INHABITANTS OR MORE

## GUADALUPE COUNTY, TEX.

(Data omitted for trade groups where necessary to avoid disclosure)

City and trade group <sup>1</sup>	Number of establishments	1948 sales and receipts (Thousand dollars)	Active proprietors of unincorporated businesses Nov. 1948	Paid employees, workweek ended nearest Nov. 15, 1948	
				Total employees <sup>2</sup>	Full workweek employees
Sequin:					
Retail trade.....	190	12,609	178	757	628
Wholesale trade.....	24	5,095	24	117	x
Selected service trades....	59	496	56	100	90
Remainder of county:					
Retail trade.....	153	3,745	151	176	118
Wholesale trade.....	5	798	5	6	x
Selected service trades....	25	111	24	12	10

x Not available.

1/ See General Description on this page for changes from the 1939 Census of Business in the coverage of Service Trades.

2/ Includes employees paid for less than the full workweek.

## GENERAL DESCRIPTION OF PRELIMINARY RELEASES FOR THE 1948 CENSUS OF BUSINESS

This series of releases, of which one is planned for each county in the United States, presents preliminary results of the 1948 Census of Business. The information is based on reports submitted by business establishments for that Census. The figures shown are preliminary, and are subject to revision in the final Census publications, but the changes are expected to be relatively minor with respect to coverage. The final Census figures will be issued in a series of Business Census bulletins which will show additional detailed kind-of-business information for all places where there are a sufficient number of establishments.

The 1948 Census of Business was taken under the provision of the Act of June 19, 1948, which provides that the Business Census be taken for 1948 and for each fifth year thereafter. Previous Business Censuses were taken for the years 1929, 1933, 1935, and 1939.

**Scope of the Census.**—The 1948 Census of Business covered all establishments in the following trades, as defined by the Standard Industrial Classification Manual, May 1949 issue, of the Executive Office of the President: all retail trades; all wholesale trades; all service trades in the following four groups—personal services, business services, automobile repairs and services, and miscellaneous repair services; hotels; tourist courts and camps; and amusements, including motion picture theaters. Some important services not covered are radio broadcasting and television, medical and health, legal, educational, nonprofit, accounting, and domestic services.

This coverage is similar to that of the 1939 Business Censuses. However, "custom trades" and "services incidental to transportation," which are no longer included in the standard classification of the service trades, are not covered by the 1948 Censuses. In a number of localities, these exclusions as well as

other changes in the standard classification may have a considerable effect in comparing 1948 with 1939 data, particularly with respect to establishment count.

**Establishment definition.**—For Census purposes, a business establishment is defined to include only enterprises conducted from a recognizable place of business, provided that the annual sales were in excess of \$5,000 for a wholesale trade establishment and \$500 for establishments in other trades. A detailed analysis of coverage will be provided in future Census of Business publications.

"Number of establishments" is the number of separate business locations, rather than the number of business companies or organizations, since the Census figures represent information reported separately for each business location or establishment. The establishment count reflects the number of places in business at the end of 1948 excluding administrative and executive offices of multiunit organizations, and "chain store" warehouses.

**Sales and receipts.**—"1948 sales and receipts" represents sales of merchandise and receipts from repairs and other services to customers. The figures reflect deductions for returned goods and allowances, but not for trade-in allowances; they exclude sales and excise taxes collected from customers and paid directly to any taxing agency.

**Proprietors.**—"Active proprietors..." represents owners and partners of unincorporated businesses who devoted the major portion of their time to the business in November 1948.

**Employment.**—"Number of paid employees..." represents all employees on the pay roll for the pay period ending nearest November 15, 1948. "Full workweek" employees, whether regular or seasonal, are those who in the November 15 pay period were paid for working at least the number of hours typically worked in a week by employees of the reporting establishment.

# 1948 CENSUS OF BUSINESS

RETAIL, WHOLESALE, SERVICE TRADES

U. S. DEPARTMENT OF COMMERCE  
BUREAU OF THE CENSUS

## PRELIMINARY

For Release May 15, 1950

Release Series BC-1P-42-095

### HALE COUNTY, TEX.

Retail, wholesale, and service establishments located in Hale County, Texas, showed a substantial expansion in dollar volume of trade from 1939 to 1948 according to preliminary figures from the 1948 Census of Business released today by the Bureau of the Census, U. S. Department of Commerce.

Retail sales in the county during 1948 aggregated \$35.1 million, an increase of 381 percent over the \$7.3 million in 1939, when the preceding Census of Business was taken. Wholesale sales in the county reached a total of \$22.9 million in 1948 as compared with \$5.1 million in 1939. The service trades included in the Census of Business recorded receipts totaling \$1.5 million in 1948 compared with \$0.4 million in 1939.

Employment in the county also rose over the 9-year period between 1939 and 1948 for the above trades. Establishments in these trades reported a combined total of 2,245 paid employees for the workweek ended nearest November 15, 1948. This compared with a total of 1,208 employees reported for the week of November 15, 1939.

These preliminary figures have been derived from a Census report on Hale County, Texas, which also includes data for the city of Plainview. Final figures, superseding the preliminary data for Hale County, will be included in a Bulletin for the State of Texas to be issued in several months. Similar data will be made available this year in preliminary and final form for each of the counties and States. A single copy of the preliminary release for Hale County as well as an order blank for other area releases may be obtained by writing to the Bureau of the Census, Washington 25, D. C.

Table 1.—CENSUS OF BUSINESS PRELIMINARY RESULTS FOR 1948, BY TRADE GROUP  
HALE COUNTY, TEX.

Trade group and kind of business	Number of establishments	1948 sales and receipts (Thousand dollars)	Active proprietors of unincorporated businesses Nov. 1948	Paid employees, workweek ended nearest Nov. 15, 1948	
				Total employees <sup>1</sup>	Full workweek employees
RETAIL TRADE, total.....	327	35,101	307	1,653	1,314
Food group.....	72	6,243	78	187	124
Eating and drinking places.....	34	1,056	38	144	130
General merchandise grp, general stores.	20	4,132	10	293	182
Apparel group.....	11	1,062	6	67	28
Furniture-home furnishings-appliances grp	18	1,480	14	75	70
Automotive group.....	39	7,572	41	301	278
Gasoline service stations.....	42	2,448	38	154	115
Lumber-building-hardware group .....	39	6,928	30	245	213
Drug and proprietary stores.....	14	1,350	13	110	99
All other retail stores.....	38	2,330	39	77	65
WHOLESALE TRADE, total.....	58	22,857	40	352	x
Merchant wholesalers.....	18	5,831	13	156	x
Petroleum bulk plants, terminals.....	22	5,899	22	121	x
Other types of wholesale.....	18	11,127	5	75	x
SELECTED SERVICE TRADES, <sup>2</sup> /total.....	136	1,519	149	240	216
Personal services.....	71	822	75	185	165
All other service trades.....	65	697	74	55	51
TOURIST COURTS AND CAMPS.....	7	52	4	5	5

x Not available.

<sup>1</sup>/ Includes employees paid for less than the full workweek.

<sup>2</sup>/ See General Description on last page for changes from the 1939 Census of Business in the coverage of Service Trades.

Table 2.—CENSUS OF BUSINESS PRELIMINARY RESULTS FOR 1948 FOR CITIES OF 2,500 INHABITANTS OR MORE

## HALE COUNTY, TEX.

(Data omitted for trade groups where necessary to avoid disclosure)

City and trade group <sup>1</sup>	Number of establishments	1948 sales and receipts (Thousand dollars)	Active proprietors of unincorporated businesses Nov. 1948	Paid employees, workweek ended nearest Nov. 15, 1948	
				Total employees <sup>2</sup>	Full workweek employees
Plainview:					
Retail trade.....	224	28,009	205	1,354	1,091
Wholesale trade.....	33	15,650	20	235	x
Selected service trades..	84	1,183	99	193	175
Remainder of county:					
Retail trade.....	103	7,092	102	299	223
Wholesale trade.....	25	7,207	20	117	x
Selected service trades..	52	336	50	47	41

x Not available.

1/ See General Description on this page for changes from the 1939 Census of Business in the coverage of Service Trades.

2/ Includes employees paid for less than the full workweek.

## GENERAL DESCRIPTION OF PRELIMINARY RELEASES FOR THE 1948 CENSUS OF BUSINESS

This series of releases, of which one is planned for each county in the United States, presents preliminary results of the 1948 Census of Business. The information is based on reports submitted by business establishments for that Census. The figures shown are preliminary, and are subject to revision in the final Census publications, but the changes are expected to be relatively minor with respect to coverage. The final Census figures will be issued in a series of Business Census bulletins which will show additional detailed kind-of-business information for all places where there are a sufficient number of establishments.

The 1948 Census of Business was taken under the provision of the Act of June 19, 1948, which provides that the Business Census be taken for 1948 and for each fifth year thereafter. Previous Business Censuses were taken for the years 1929, 1933, 1935, and 1939.

**Scope of the Census.**—The 1948 Census of Business covered all establishments in the following trades, as defined by the Standard Industrial Classification Manual, May 1949 issue, of the Executive Office of the President: all retail trades; all wholesale trades; all service trades in the following four groups—personal services, business services, automobile repairs and services, and miscellaneous repair services; hotels; tourist courts and camps; and amusements, including motion picture theaters. Some important services not covered are radio broadcasting and television, medical and health, legal, educational, nonprofit, accounting, and domestic services.

This coverage is similar to that of the 1939 Business Census. However, "custom trades" and "services incidental to transportation," which are no longer included in the standard classification of the service trades, are not covered by the 1948 Census. In a number of localities, these exclusions as well as

other changes in the standard classification may have a considerable effect in comparing 1948 with 1939 data, particularly with respect to establishment count.

**Establishment definition.**—For Census purposes, a business establishment is defined to include only enterprises conducted from a recognizable place of business, provided that the annual sales were in excess of \$5,000 for a wholesale trade establishment and \$500 for establishments in other trades. A detailed analysis of coverage will be provided in future Census of Business publications.

"Number of establishments" is the number of separate business locations, rather than the number of business companies or organizations, since the Census figures represent information reported separately for each business location or establishment. The establishment count reflects the number of places in business at the end of 1948 excluding administrative and executive offices of multiunit organizations, and "chain store" warehouses.

**Sales and receipts.**—"1948 sales and receipts" represents sales of merchandise and receipts from repairs and other services to customers. The figures reflect deductions for returned goods and allowances, but not for trade-in allowances; they exclude sales and excise taxes collected from customers and paid directly to any taxing agency.

**Proprietors.**—"Active proprietors..." represents owners and partners of unincorporated businesses who devoted the major portion of their time to the business in November 1948.

**Employment.**—"Number of paid employees..." represents all employees on the pay roll for the pay period ending nearest November 15, 1948. "Full workweek" employees, whether regular or seasonal, are those who in the November 15 pay period were paid for working at least the number of hours typically worked in a week by employees of the reporting establishment.



# 1948 CENSUS OF BUSINESS

RETAIL, WHOLESALE, SERVICE TRADES

U. S. DEPARTMENT OF COMMERCE  
BUREAU OF THE CENSUS

## PRELIMINARY

For Release May 15, 1950

Release Series BC-1P-42-096

### HALL COUNTY, TEX.

Retail, wholesale, and service establishments located in Hall County, Texas, showed a substantial expansion in dollar volume of trade from 1939 to 1948 according to preliminary figures from the 1948 Census of Business released today by the Bureau of the Census, U. S. Department of Commerce.

Retail sales in the county during 1948 aggregated \$9.9 million, an increase of 230 percent over the \$3.0 million in 1939, when the preceding Census of Business was taken. Wholesale sales in the county reached a total of \$8.0 million in 1948 as compared with \$0.8 million in 1939. The service trades included in the Census of Business recorded receipts totaling \$443,000 in 1948 compared with \$144,000 in 1939.

Employment in the county also rose over the 9-year period between 1939 and 1948 for the above trades. Establishments in these trades reported a combined total of 605 paid employees for the workweek ended nearest November 15, 1948. This compared with a total of 396 employees reported for the week of November 15, 1939.

These preliminary figures have been derived from a Census report on Hall County, Texas, which also includes data for the city of Memphis. Final figures, superseding the preliminary data for Hall County, will be included in a Bulletin for the State of Texas to be issued in several months. Similar data will be made available this year in preliminary and final form for each of the counties and States. A single copy of the preliminary release for Hall County as well as an order blank for other area releases may be obtained by writing to the Bureau of the Census, Washington 25, D. C.

Table 1.—CENSUS OF BUSINESS PRELIMINARY RESULTS FOR 1948, BY TRADE GROUP  
HALL COUNTY, TEX.

Trade group and kind of business	Number of establishments	1948 sales and receipts (Thousand dollars)	Active proprietors of unincorporated businesses Nov. 1948	Paid employees, workweek ended nearest Nov. 15, 1948	
				Total employees <sup>1</sup>	Full workweek employees
RETAIL TRADE, total.....	179	9,866	193	416	305
Food group.....	52	2,412	55	86	63
Eating and drinking places.....	19	247	21	37	30
General merchandise grp., general stores.....	10	766	10	79	33
Apparel group.....	6	351	7	20	10
Furniture-home furnishgs-appliance grp.....	9	398	6	20	17
Automotive group.....	18	1,548	23	42	42
Gasoline service stations.....	25	539	25	27	22
Lumber-building-hardware group.....	19	3,116	24	68	63
Drug and proprietary stores.....	6	340	8	23	16
All other retail stores.....	15	149	14	14	9
WHOLESALE TRADE, total.....	30	7,992	19	133	x
Merchant wholesalers.....	7	2,614	3	25	x
Other types of wholesale.....	23	5,378	16	108	x
SELECTED SERVICE TRADES, <sup>2</sup> total.....	55	443	58	56	50
Personal services.....	28	270	29	47	41
All other service trades.....	27	173	29	9	9

x Not available.

1/ Includes employees paid for less than the full workweek.

2/ See General Description on last page for changes from the 1939 Census of Business in the coverage of Service Trades.

Table 2.—CENSUS OF BUSINESS PRELIMINARY RESULTS FOR 1948 FOR CITIES OF 2,500 INHABITANTS OR MORE

HALL COUNTY, TEX.

(Data omitted for trade groups where necessary to avoid disclosure)

City and trade group <sup>1</sup>	Number of establishments	1948 sales and receipts (Thousand dollars)	Active proprietors of unincorporated businesses Nov. 1948	Paid employees, workweek ended nearest Nov. 15, 1948	
				Total employees <sup>2</sup>	Full workweek employees
Memphis:					
Retail trade.....	98	7,108	104	297	225
Selected service trades....	37	341	38	47	42
Remainder of county:					
Retail trade.....	81	2,758	89	119	80
Selected service trades....	18	102	20	9	8

1/ See General Description on this page for changes from the 1939 Census of Business in the coverage of Service Trades.

2/ Includes employees paid for less than the full workweek.

GENERAL DESCRIPTION OF PRELIMINARY RELEASES FOR THE 1948 CENSUS OF BUSINESS

This series of releases, of which one is planned for each county in the United States, presents preliminary results of the 1948 Census of Business. The information is based on reports submitted by business establishments for that Census. The figures shown are preliminary, and are subject to revision in the final Census publications, but the changes are expected to be relatively minor with respect to coverage. The final Census figures will be issued in a series of Business Census bulletins which will show additional detailed kind-of-business information for all places where there are a sufficient number of establishments.

The 1948 Census of Business was taken under the provision of the Act of June 19, 1948, which provides that the Business Census be taken for 1948 and for each fifth year thereafter. Previous Business Censuses were taken for the years 1929, 1933, 1935, and 1939.

**Scope of the Census.**—The 1948 Census of Business covered all establishments in the following trades, as defined by the Standard Industrial Classification Manual, May 1949 issue, of the Executive Office of the President: all retail trades; all wholesale trades; all service trades in the following four groups—personal services, business services, automobile repairs and services, and miscellaneous repair services; hotels; tourist courts and camps; and amusements, including motion picture theaters. Some important services not covered are radio broadcasting and television, medical and health, legal, educational, nonprofit, accounting, and domestic services.

This coverage is similar to that of the 1939 Business Census. However, "custom trades" and "services incidental to transportation," which are no longer included in the standard classification of the service trades, are not covered by the 1948 Census. In a number of localities, these exclusions as well as

other changes in the standard classification may have a considerable effect in comparing 1948 with 1939 data, particularly with respect to establishment count.

**Establishment definition.**—For Census purposes, a business establishment is defined to include only enterprises conducted from a recognizable place of business, provided that the annual sales were in excess of \$5,000 for a wholesale trade establishment and \$500 for establishments in other trades. A detailed analysis of coverage will be provided in future Censuses of Business publications.

"Number of establishments" is the number of separate business locations, rather than the number of business companies or organizations, since the Census figures represent information reported separately for each business location or establishment. The establishment count reflects the number of places in business at the end of 1948 including administrative and executive offices of multiunit organizations, and "chain stores" warehouses.

**Sales and receipts.**—"1948 sales and receipts" represents sales of merchandise and receipts from repairs and other services to customers. The figures reflect deductions for returned goods and allowances, but not for trade-in allowances; they exclude sales and excise taxes collected from customers and paid directly to any taxing agency.

**Proprietors.**—"Active proprietors..." represents owners and partners of unincorporated businesses who devoted the major portion of their time to the business in November 1948.

**Employment.**—"Number of paid employees..." represents all employees on the pay roll for the pay period ending nearest November 15, 1948. "Full workweek" employees, whether regular or seasonal, are those who in the November 15 pay period were paid for working at least the number of hours typically worked in a week by employees of the reporting establishment.

# 1948 CENSUS OF BUSINESS

RETAIL, WHOLESALE, SERVICE TRADES

U. S. DEPARTMENT OF COMMERCE  
BUREAU OF THE CENSUS

## PRELIMINARY

For Release May 15, 1950

Release Series BC-1P-42-097

### HAMILTON COUNTY, TEX.

Retail, wholesale, and service establishments located in Hamilton County, Texas, showed a substantial expansion in dollar volume of trade from 1939 to 1948 according to preliminary figures from the 1948 Census of Business released today by the Bureau of the Census, U. S. Department of Commerce.

Retail sales in the county during 1948 aggregated \$8.3 million, an increase of 207 percent over the \$2.7 million in 1939, when the preceding Census of Business was taken. Wholesale sales in the county reached a total of \$4.1 million in 1948 as compared with \$1.0 million in 1939. The service trades included in the Census of Business recorded receipts totaling \$343,000 in 1948 compared with \$116,000 in 1939.

Retail trade establishments in the county reported 351 paid employees for the workweek ended nearest November 15, 1948. For the same week in 1948, wholesale trade establishments reported 70 paid employees and the service trades reported 49 paid employees.

These preliminary figures have been derived from a Census report on Hamilton County, Texas, which also includes data for the city of Hamilton. Final figures, superseding the preliminary data for Hamilton County, will be included in a Bulletin for the State of Texas to be issued in several months. Similar data will be made available this year in preliminary and final form for each of the counties and States. A single copy of the preliminary release for Hamilton County as well as an order blank for other area releases may be obtained by writing to the Bureau of the Census, Washington 25, D. C.

Table 1.—CENSUS OF BUSINESS PRELIMINARY RESULTS FOR 1948, BY TRADE GROUP

### HAMILTON COUNTY, TEX.

Trade group and kind of business	Number of establishments	1948 sales and receipts  (Thousand dollars)	Active proprietors of unincorporated businesses Nov. 1948	Paid employees, workweek ended nearest Nov. 15, 1948	
				Total employees <sup>1</sup>	Full workweek employees
RETAIL TRADE, total.....	153	8,349	155	351	269
Food group.....	35	3,030	38	75	52
Eating and drinking places.....	9	146	10	20	18
General merchandise grp, general stores.....	16	779	19	57	39
Furniture-home furnishgs-appliance grp.....	10	303	10	13	7
Automotive group.....	11	1,053	11	46	41
Gasoline service stations.....	27	555	25	31	24
Lumber-building-hardware group.....	18	1,396	13	51	48
Drug and proprietary stores.....	7	264	10	22	16
All other retail stores.....	20	823	19	36	24
WHOLESALE TRADE.....	14	4,138	19	70	x
SELECTED SERVICE TRADES, <sup>2</sup> /total.....	56	343	61	49	39
Personal services.....	29	180	33	32	25
All other service trades.....	27	163	28	17	14
AMUSEMENTS.....	7	67	6	9	x

x Not available.

<sup>1</sup>/ Includes employees paid for less than the full workweek.

<sup>2</sup>/ See General Description on last page for changes from the 1939 Census of Business in the coverage of Service Trades.

Table 2.—CENSUS OF BUSINESS PRELIMINARY RESULTS FOR 1948 FOR CITIES OF 2,500 INHABITANTS OR MORE

## HAMILTON COUNTY, TEX.

(Data omitted for trade groups where necessary to avoid disclosure)

City and trade group <sup>1</sup>	Number of establishments	1948 sales and receipts (Thousand dollars)	Active proprietors of unincorporated businesses Nov. 1948	Paid employees, workweek ended nearest Nov. 15, 1948	
				Total employees <sup>2</sup>	Full workweek employees
Hamilton:					
Retail trade.....	78	5,114	75	233	188
Selected service trades....	29	176	32	32	28
Remainder of county:					
Retail trade.....	75	3,235	80	118	81
Selected service trades....	27	167	29	17	11

1/ See General Description on this page for changes from the 1939 Census of Business in the coverage of Service Trades.

2/ Includes employees paid for less than the full workweek.

## GENERAL DESCRIPTION OF PRELIMINARY RELEASES FOR THE 1948 CENSUS OF BUSINESS

This series of releases, of which one is planned for each county in the United States, presents preliminary results of the 1948 Census of Business. The information is based on reports submitted by business establishments for that Census. The figures shown are preliminary, and are subject to revision in the final Census publications, but the changes are expected to be relatively minor with respect to coverage. The final Census figures will be issued in a series of Business Census bulletins which will show additional detailed kind-of-business information for all places where there are a sufficient number of establishments.

The 1948 Census of Business was taken under the provision of the Act of June 19, 1948, which provides that the Business Census be taken for 1948 and for each fifth year thereafter. Previous Business Censuses were taken for the years 1929, 1933, 1935, and 1939.

**Scope of the Census.**—The 1948 Census of Business covered all establishments in the following trades, as defined by the Standard Industrial Classification Manual, May 1949 issue, of the Executive Office of the President: all retail trades, all wholesale trades; all service trades in the following four groups—personal services, business services, automobile repairs and services, and miscellaneous repair services; hotels; tourist courts and camps; and amusements, including motion picture theaters. Some important services not covered are radio broadcasting and television, medical and health, legal, educational nonprofit, accounting, and domestic services.

This coverage is similar to that of the 1939 Business Census. However, "custom trades" and "services incidental to transportation," which are no longer included in the standard classification of the service trades, are not covered by the 1948 Census. In a number of localities, these exclusions as well as

other changes in the standard classification may have a considerable effect in comparing 1948 with 1939 data, particularly with respect to establishment count.

**Establishment definition.**—For Census purposes, a business establishment is defined to include only enterprises conducted from a recognizable place of business, provided that the annual sales were in excess of \$5,000 for a wholesale trade establishment and \$500 for establishments in other trades. A detailed analysis of coverage will be provided in future Census of Business publications.

"Number of establishments" is the number of separate business locations, rather than the number of business companies or organizations, since the Census figures represent information reported separately for each business location or establishment. The establishment count reflects the number of places in business at the end of 1948 excluding administrative and executive offices of multiunit organizations, and "chain store" warehouses.

**Sales and receipts.**—"1948 sales and receipts" represents sales of merchandise and receipts from repairs and other services to customers. The figures reflect deductions for returns of goods and allowances, but not for trade-in allowances; they exclude sales and excise taxes collected from customers and paid directly to any taxing agency.

**Proprietors.**—"Active proprietors..." represents owners and partners of unincorporated businesses who devoted the major portion of their time to the business in November 1948.

**Employment.**—"Number of paid employees..." represents all employees on the pay roll for the pay period ending nearest November 15, 1948. "Full workweek" employees, whether regular or seasonal, are those who in the November 15 pay period were paid for working at least the number of hours typically worked in a week by employees of the reporting establishment.

# 1948 CENSUS OF BUSINESS

RETAIL, WHOLESALE, SERVICE TRADES

U. S. DEPARTMENT OF COMMERCE  
BUREAU OF THE CENSUS

## PRELIMINARY

For Release May 15, 1950

Release Series BC-1P-42-098

### HANSFORD COUNTY, TEX.

Retail, wholesale, and service establishments located in Hansford County, Texas, showed a substantial expansion in dollar volume of trade from 1939 to 1948 according to preliminary figures from the 1948 Census of Business released today by the Bureau of the Census, U. S. Department of Commerce.

Retail sales in the county during 1948 aggregated \$4.9 million, an increase of 308 percent over the \$1.2 million in 1939, when the preceding Census of Business was taken. Wholesale sales in the county reached a total of \$9.5 million in 1948 as compared with \$0.9 million in 1939. The service trades included in the Census of Business recorded receipts totaling \$192,000 in 1948 compared with \$31,000 in 1939.

Employment in the county also rose over the 9-year period between 1939 and 1948 for the above trades. Establishments in these trades reported a combined total of 213 paid employees for the workweek ended nearest November 15, 1948. This compared with a total of 116 employees reported for the week of November 15, 1939.

These preliminary figures have been derived from a Census report on Hansford County, Texas. Final figures, superseding the preliminary data for Hansford County, will be included in a Bulletin for the State of Texas to be issued in several months. Similar data will be made available this year in preliminary and final form for each of the counties and States. A single copy of the preliminary release for Hansford County as well as an order blank for other area releases may be obtained by writing to the Bureau of the Census, Washington 25, D. C.

Table 1.—CENSUS OF BUSINESS PRELIMINARY RESULTS FOR 1948, BY TRADE GROUP  
HANSFORD COUNTY, TEX.

Trade group and kind of business	Number of establishments	1948 sales and receipts (Thousand dollars)	Active proprietors of unincorporated businesses Nov. 1948	Paid employees, workweek ended nearest Nov. 15, 1948	
				Total employees <sup>1</sup>	Full workweek employees
RETAIL TRADE, total.....	62	4,875	58	169	135
Food group.....	10	685	8	24	20
Eating and drinking places.....	6	149	7	26	19
Gasoline service stations.....	12	806	14	23	22
All other retail stores.....	34	3,235	29	96	74
WHOLESALE TRADE.....	16	9,535	12	26	x
SELECTED SERVICE TRADES, <sup>2/</sup> total.....	26	192	27	18	16
Personal services.....	14	99	14	15	13
All other service trades.....	12	93	13	3	3

x Not available.

1/ Includes employees paid for less than the full workweek.

2/ See General Description on last page for changes from the 1939 Census of Business in the coverage of Service Trades.

## GENERAL DESCRIPTION OF PRELIMINARY RELEASES FOR THE 1948 CENSUS OF BUSINESS

This series of releases, of which one is planned for each county in the United States, presents preliminary results of the 1948 Census of Business. The information is based on reports submitted by business establishments for that Census. The figures shown are preliminary, and are subject to revision in the final Census publications, but the changes are expected to be relatively minor with respect to coverage. The final Census figures will be issued in a series of Business Census bulletins which will show additional detailed kind-of-business information for all places where there are a sufficient number of establishments.

The 1948 Census of Business was taken under the provision of the Act of June 19, 1948, which provides that the Business Census be taken for 1948 and for each fifth year thereafter. Previous Business Censuses were taken for the years 1929, 1933, 1935, and 1939.

*Scope of the Census.*—The 1948 Census of Business covered all establishments in the following trades, as defined by the Standard Industrial Classification Manual, May 1949 issue, of the Executive Office of the President: all retail trades; all wholesale trades; all service trades in the following four groups—personal services, business services, automobile repairs and services, and miscellaneous repair services; hotels; tourist courts and camps; and amusements, including motion picture theaters. Some important services not covered are radio broadcasting and television, medical and health, legal, educational, nonprofit, accounting, and domestic services.

This coverage is similar to that of the 1939 Business Census. However, "custom trades" and "services incidental to transportation," which are no longer included in the standard classification of the service trades, are not covered by the 1948 Census. In a number of localities, these exclusions as well as other changes in the standard classification may have a considerable effect in comparing

1948 with 1939 data, particularly with respect to establishment count.

*Establishment definition.*—For Census purposes, a business establishment is defined to include only enterprises conducted from a recognizable place of business, provided that the annual sales were in excess of \$5,000 for a wholesale trade establishment and \$500 for establishments in other trades. A detailed analysis of coverage will be provided in future Census of Business publications.

"Number of establishments" is the number of separate business locations, rather than the number of business companies or organizations, since the Census figures represent information reported separately for each business location or establishment. The establishment count reflects the number of places in business at the end of 1948 excluding administrative and executive offices of multiunit organizations, and "chain store" warehouses.

*Sales and receipts.*—"1948 sales and receipts" represents sales of merchandise and receipts from repairs and other services to customers. The figures reflect deductions for returned goods and allowances, but not for trade-in allowances; they exclude sales and excise taxes collected from customers and paid directly to any taxing agency.

*Proprietors.*—"Active proprietors..." represents owners and partners of unincorporated businesses who devoted the major portion of their time to the business in November 1948.

*Employment.*—"Number of paid employees..." represents all employees on the pay roll for the pay period ending nearest November 15, 1948. "Full workweek" employees, whether regular or seasonal, are those who in the November 15 pay period were paid for working at least the number of hours typically worked in a week by employees of the reporting establishment.

# 1948 CENSUS OF BUSINESS

RETAIL, WHOLESALE, SERVICE TRADES

U. S. DEPARTMENT OF COMMERCE  
BUREAU OF THE CENSUS

## PRELIMINARY

For Release May 1, 1950

Release Series BC-1P-42-099

### HARDEMAN COUNTY, TEX.

Retail, wholesale, and service establishments located in Hardeman County, Texas, showed a substantial expansion in dollar volume of trade from 1939 to 1948 according to preliminary figures from the 1948 Census of Business released today by the Bureau of the Census, U. S. Department of Commerce.

Retail sales in the county during 1948 aggregated \$7.5 million, an increase of 168 percent over the \$2.8 million in 1939, when the preceding Census of Business was taken. Wholesale sales in the county reached a total of \$12.5 million in 1948 as compared with \$2.0 million in 1939. The service trades included in the Census of Business recorded receipts totaling \$480,000 in 1948 compared with \$172,000 in 1939.

Employment in the county also rose over the 9-year period between 1939 and 1948 for the above trades. Establishments in these trades reported a combined total of 558 paid employees for the workweek ended nearest November 15, 1948. This compared with a total of 432 employees reported for the week of November 15, 1939.

These preliminary figures have been derived from a Census report on Hardeman County, Texas, which also includes data for the city of Quanah. Final figures, superseding the preliminary data for Hardeman County, will be included in a Bulletin for the State of Texas to be issued in several months. Similar data will be made available this year in preliminary and final form for each of the counties and States. A single copy of the preliminary release for Hardeman County as well as an order blank for other area releases may be obtained by writing to the Bureau of the Census, Washington 25, D. C.

Table 1.—CENSUS OF BUSINESS PRELIMINARY RESULTS FOR 1948, BY TRADE GROUP

### HARDEMAN COUNTY, TEX.

Trade group and kind of business	Number of establishments	1948 sales and receipts (Thousand dollars)	Active proprietors of unincorporated businesses Nov. 1948	Paid employees, workweek ended nearest Nov. 15, 1948	
				Total employees <sup>1</sup>	Full workweek employees
RETAIL TRADE, total.....	158	7,529	172	375	313
Food group.....	32	1,838	39	53	43
Eating and drinking places.....	20	272	19	51	41
General merchandise grp, general stores.....	9	687	7	69	51
Apparel group.....	6	334	5	25	21
Furniture-home furnishings-appliance grp.....	9	437	9	20	13
Automotive group.....	14	1,038	17	39	39
Gasoline service stations.....	31	506	34	27	25
Lumber-building-hardware group.....	21	1,929	26	56	54
Drug and proprietary stores.....	6	265	9	18	16
All other retail stores.....	10	223	7	17	10
WHOLESALE TRADE, total.....	21	12,523	18	87	x
Merchant wholesalers.....	7	10,417	5	40	x
Other types of wholesale.....	14	2,106	13	47	x
SELECTED SERVICE TRADES, <sup>2</sup> /total.....	47	480	43	96	88
Personal services.....	30	290	26	68	61
All other service trades.....	17	190	17	28	27

x Not available.

<sup>1</sup>/ Includes employees paid for less than the full workweek.

<sup>2</sup>/ See General Description on last page for changes from the 1939 Census of Business in the coverage of Service Trades.

Table 2.—CENSUS OF BUSINESS PRELIMINARY RESULTS FOR 1948 FOR CITIES OF 2,500 INHABITANTS OR MORE

## HARDEMAN COUNTY, TEX.

(Data omitted for trade groups where necessary to avoid disclosure)

City and trade group <sup>1</sup>	Number of establishments	1948 sales and receipts (Thousand dollars)	Active proprietors of unincorporated businesses Nov. 1948	Paid employees, workweek ended nearest Nov. 15, 1948	
				Total employees <sup>2</sup>	Full workweek employees
Quanah:					
Retail trade.....	87	5,648	94	291	250
Selected service trades....	30	378	25	80	74
Remainder of county:					
Retail trade.....	71	1,881	78	84	63
Selected service trades....	17	102	18	16	14

1/ See General Description on this page for changes from the 1939 Census of Business in the coverage of Service Trades.

2/ Includes employees paid for less than the full workweek.

## GENERAL DESCRIPTION OF PRELIMINARY RELEASES FOR THE 1948 CENSUS OF BUSINESS

This series of releases, of which one is planned for each county in the United States, presents preliminary results of the 1948 Census of Business. The information is based on reports submitted by business establishments for that Census. The figures shown are preliminary, and are subject to revision in the final Census publications, but the changes are expected to be relatively minor with respect to coverage. The final Census figures will be issued in a series of Business Census bulletins which will show additional detailed kind-of-business information for all places where there are a sufficient number of establishments.

The 1948 Census of Business was taken under the provision of the Act of June 19, 1948, which provides that the Business Census be taken for 1948 and for each fifth year thereafter. Previous Business Censuses were taken for the years 1929, 1933, 1935, and 1939.

*Scope of the Census.*—The 1948 Census of Business covered all establishments in the following trades, as defined by the Standard Industrial Classification Manual, May 1949 issue, of the Executive Office of the President: all retail trades; all wholesale trades; all service trades in the following four groups—personal services, business services, automobile repairs and services, and miscellaneous repair services; hotels; tourist courts and camps; and amusements, including motion picture theaters. Some important services not covered are radio broadcasting and television, medical and health, legal, educational, nonprofit, accounting, and domestic services.

This coverage is similar to that of the 1939 Business Census. However, "custom trades" and "services incidental to transportation," which are no longer included in the standard classification of the service trades, are not covered by the 1948 Census. In a number of localities, these exclusions as well as other changes in the standard classification may have

a considerable effect in comparing 1948 with 1939 data, particularly with respect to establishment count.

*Establishment definition.*—For Census purposes, a business establishment is defined to include only enterprises conducted from a recognizable place of business, provided that the annual sales were in excess of \$5,000 for a wholesale trade establishment and \$500 for establishments in other trades. A detailed analysis of coverage will be provided in future Census of Business publications.

"Number of establishments" is the number of separate business locations, rather than the number of business companies or organizations, since the Census figures represent information reported separately for each business location or establishment. The establishment count reflects the number of places in business at the end of 1948 excluding administrative and executive offices of multiunit organizations, and "chain store" warehouses.

*Sales and receipts.*—"1948 sales and receipts" represents sales of merchandise and receipts from repairs and other services to customers. The figures reflect deductions for returned goods and allowances, but not for trade-in allowances; they exclude sales and excise taxes collected from customers and paid directly to any taxing agency.

*Proprietors.*—"Active proprietors..." represents owners and partners of unincorporated businesses who devoted the major portion of their time to the business in November 1948.

*Employment.*—"Number of paid employees..." represents all employees on the pay roll for the pay period ending nearest November 15, 1948. "Full workweek" employees, whether regular or seasonal, are those who in the November 15 pay period were paid for working at least the number of hours typically worked in a week by employees of the reporting establishment.



# 1948 CENSUS OF BUSINESS

RETAIL, WHOLESALE, SERVICE TRADES

U. S. DEPARTMENT OF COMMERCE  
BUREAU OF THE CENSUS

## PRELIMINARY

For Release May 1, 1950

Release Series BC-1P-42-100

### HARDIN COUNTY, TEX.

Retail, wholesale, and service establishments located in Hardin County, Texas, showed a substantial expansion in dollar volume of trade from 1939 to 1948 according to preliminary figures from the 1948 Census of Business released today by the Bureau of the Census, U. S. Department of Commerce.

Retail sales in the county during 1948 aggregated \$10.3 million, an increase of 243 percent over the \$3.0 million in 1939, when the preceding Census of Business was taken. Wholesale sales in the county reached a total of \$1.2 million in 1948 as compared with \$0.4 million in 1939. The service trades included in the Census of Business recorded receipts totaling \$335,000 in 1948 compared with \$85,000 in 1939.

Employment in the county also rose over the 9-year period between 1939 and 1948 for the above trades. Establishments in these trades reported a combined total of 549 paid employees for the workweek ended nearest November 15, 1948. This compared with a total of 330 employees reported for the week of November 15, 1939.

These preliminary figures have been derived from a Census report on Hardin County, Texas, which also includes data for the city of Silsbee. Final figures, superseding the preliminary data for Hardin County, will be included in a Bulletin for the State of Texas to be issued in several months. Similar data will be made available this year in preliminary and final form for each of the counties and States. A single copy of the preliminary release for Hardin County as well as an order blank for other area releases may be obtained by writing to the Bureau of the Census, Washington 25, D. C.

Table 1.—CENSUS OF BUSINESS PRELIMINARY RESULTS FOR 1948, BY TRADE GROUP  
HARDIN COUNTY, TEX.

Trade group and kind of business	Number of establishments	1948 sales and receipts (Thousand dollars)	Active proprietors of unincorporated businesses Nov. 1948	Paid employees, workweek ended nearest Nov. 15, 1948	
				Total employees <sup>1</sup>	Full workweek employees
RETAIL TRADE, total.....	268	10,288	246	461	405
Food group.....	71	2,840	70	93	74
Eating and drinking places.....	70	878	66	92	84
General merchandise grp, general stores.	15	1,476	16	68	60
Apparel group.....	5	128	5	8	8
Furniture-home furnishgs-appliance grp.	11	360	9	11	10
Automotive group.....	9	1,308	6	47	46
Gasoline service stations.....	35	956	32	39	37
Drug and proprietary stores.....	7	305	7	26	24
All other retail stores.....	45	2,037	35	77	62
WHOLESALE TRADE.....	8	1,211	5	29	x
SELECTED SERVICE TRADES, <sup>2</sup> /total.....	53	335	49	59	45
Personal services.....	32	172	29	43	31
All other service trades.....	21	163	20	16	14

x Not available.

<sup>1</sup>/ Includes employees paid for less than the full workweek.

<sup>2</sup>/ See General Description on last page for changes from the 1939 Census of Business in the coverage of Service Trades.

Table 2.—CENSUS OF BUSINESS PRELIMINARY RESULTS FOR 1948 FOR CITIES OF 2,500 INHABITANTS OR MORE  
HARDIN COUNTY, TEX.

(Data omitted for trade groups where necessary to avoid disclosure)

City and trade group <sup>1</sup>	Number of establishments	1948 sales and receipts (Thousand dollars)	Active proprietors of unincorporated businesses Nov. 1948	Paid employees, workweek ended nearest Nov. 15, 1948	
				Total employees <sup>2</sup>	Full workweek employees
<b>Silsbee:</b>					
Retail trade.....	84	4,791	77	269	232
Selected service trades....	28	213	27	39	28
<b>Remainder of county:</b>					
Retail trade.....	184	5,497	169	192	173
Selected service trades....	25	122	22	20	17

1/ See General Description on this page for changes from the 1939 Census of Business in the coverage of Service Trades.

2/ Includes employees paid for less than the full workweek.

#### GENERAL DESCRIPTION OF PRELIMINARY RELEASES FOR THE 1948 CENSUS OF BUSINESS

This series of releases, of which one is planned for each county in the United States, presents preliminary results of the 1948 Census of Business. The information is based on reports submitted by business establishments for that Census. The figures shown are preliminary, and are subject to revision in the final Census publications, but the changes are expected to be relatively minor with respect to coverage. The final Census figures will be issued in a series of Business Census bulletins which will show additional detailed kind-of-business information for all places where there are a sufficient number of establishments.

The 1948 Census of Business was taken under the provision of the Act of June 19, 1948, which provides that the Business Census be taken for 1948 and for each fifth year thereafter. Previous Business Censuses were taken for the years 1929, 1933, 1935, and 1939.

**Scope of the Census.**—The 1948 Census of Business covered all establishments in the following trades, as defined by the Standard Industrial Classification Manual, May 1949 issue, of the Executive Office of the President: all retail trades; all wholesale trades; all service trades in the following four groups—personal services, business services, automobile repairs and services, and miscellaneous repair services; hotels; tourist courts and camps; and amusements, including motion picture theaters. Some important services not covered are radio broadcasting and television, medical and health, legal, educational, nonprofit, accounting, and domestic services.

This coverage is similar to that of the 1939 Business Census. However, "custom trades" and "services incidental to transportation," which are no longer included in the standard classification of the service trades, are not covered by the 1948 Census. In a number of localities, these exclusions as well as other changes in the standard classification may have

a considerable effect in comparing 1948 with 1939 data, particularly with respect to establishment count.

**Establishment definition.**—For Census purposes, a business establishment is defined to include only enterprises conducted from a recognizable place of business, provided that the annual sales were in excess of \$5,000 for a wholesale trade establishment and \$500 for establishments in other trades. A detailed analysis of coverage will be provided in future Census of Business publications.

"Number of establishments" is the number of separate business locations, rather than the number of business companies or organizations, since the Census figures represent information reported separately for each business location or establishment. The establishment count reflects the number of places in business at the end of 1948 excluding administrative and executive offices of multiunit organizations, and "chain store" warehouses.

**Sales and receipts.**—"1948 sales and receipts" represents sales of merchandise and receipts from repairs and other services to customers. The figures reflect deductions for returned goods and allowances, but not for trade-in allowances; they exclude sales and excise taxes collected from customers and paid directly to any taxing agency.

**Proprietors.**—"Active proprietors..." represents owners and partners of unincorporated businesses who devoted the major portion of their time to the business in November 1948.

**Employment.**—"Number of paid employees..." represents all employees on the pay roll for the pay period ending nearest November 15, 1948. "Full workweek" employees, whether regular or seasonal, are those who in the November 15 pay period were paid for working at least the number of hours typically worked in a week by employees of the reporting establishment.

# 1948 CENSUS OF BUSINESS

RETAIL, WHOLESALE, SERVICE TRADES

U. S. DEPARTMENT OF COMMERCE  
BUREAU OF THE CENSUS

## PRELIMINARY

For Release May 29, 1950

Release Series BC-1P- 42-101

### HARRIS COUNTY, TEX.

Retail, wholesale, and service establishments located in Harris County, Texas, showed a substantial expansion in dollar volume of trade from 1939 to 1948 according to preliminary figures from the 1948 Census of Business released today by the Bureau of the Census, U. S. Department of Commerce.

Retail sales in the county during 1948 aggregated \$811,200,000, an increase of 279 percent over the \$214,000,000 sales in 1939, when the preceding Census of Business was taken. Wholesale sales volume in the county showed a 260 percent rise over the same period, reaching a total of \$1,672,800,000 in 1948 as compared with \$464,600,000 in 1939. The service trades included in the Census of Business reported receipts totaling \$62,000,000 in 1948 compared with \$18,500,000 in 1939. Hotel receipts moved from \$5,200,000 in 1939 to \$9,900,000 in 1948. Amusement businesses in the county recorded receipts of \$10,400,000 in 1948. No comparable figure for 1939 is available.

Employment in the county also rose over the 9-year period between 1939 and 1948 for the trades covered by the Census of Business. Retail trade establishments reported 44,995 paid employees for the workweek ended nearest November 15, 1948. Of these, 39,093 worked the full week, and the remainder part of the week. The comparable total and full workweek figures for 1939 were 27,048 and 23,464. Wholesale trade establishments reported a total of 21,258 full- and part-week employees for the week of November 15, 1948, compared with 11,502 for the same week in 1939. For the selected service trades, November 15, 1948, paid employees numbered 11,505; the comparable figure for 1939, adjusted for change in scope between the two Censuses, was 7,154.

These preliminary figures have been derived from a Census report on Harris County, Texas. The report also contains data for the cities of Baytown, Houston, La Porte, Pasadena, and West University Place.

Final figures, superseding the preliminary data for Harris County, will be included in a Bulletin for the State of Texas to be issued in several months. Similar data will be made available this year in preliminary and final form for each of the counties and States. A single copy of the preliminary release for Harris County as well as an order blank for other area releases may be obtained by writing to the Bureau of the Census, Washington 25, D. C.

91914

Table 1.—CENSUS OF BUSINESS PRELIMINARY RESULTS FOR 1948, BY TRADE GROUP

HARRIS COUNTY, TEX.

Trade group and kind of business	Number of establishments	1948 sales and receipts (Thousand dollars)	Active proprietors of unincorporated businesses Nov. 1948	Paid employees, workweek ended nearest Nov. 15, 1948	
				Total employees <sup>1</sup>	Full workweek employees
<b>RETAIL TRADE, total.....</b>	<b>7,919</b>	<b>811,198</b>	<b>7,169</b>	<b>44,995</b>	<b>39,093</b>
Food group.....	1,948	189,265	1,937	6,352	5,115
Eating and drinking places.....	1,861	54,482	1,797	8,227	7,336
Gen'l merchandise grp, general stores..	239	106,586	174	8,364	6,834
Apparel group.....	340	68,012	249	4,129	3,531
Furniture-home furnisgns-appliance grp	441	54,553	337	3,668	3,508
Automotive group.....	352	136,448	282	3,872	3,691
Gasoline service stations.....	781	34,082	765	2,003	1,732
Lumber-building-hardware group.....	413	68,214	302	2,763	2,457
Drug and proprietary stores.....	301	25,603	234	1,981	1,673
All other retail stores.....	1,243	73,953	1,092	3,636	3,216
<b>WHOLESALE TRADE, total.....</b>	<b>1,323</b>	<b>1,672,754</b>	<b>744</b>	<b>21,258</b>	<b>x</b>
Merchant wholesalers, total.....	846	872,954	559	14,719	x
Groceries, foods.....	132	114,645	121	2,553	x
Dry goods, apparel.....	19	9,362	14	215	x
Hardware, elec'l, plum'g and heat'g.	108	122,601	62	2,765	x
Mach'y, equip't, industrial supplies.	253	148,026	139	3,455	x
Automotive parts, accessories.....	87	31,030	56	1,195	x
All other merchant wholesalers.....	247	447,290	167	4,536	x
Manufact'rs' sales branches, offices..	281	550,298	14	5,477	x
Agents, brokers (merchandise).....	157	156,612	142	506	x
Other types of wholesale.....	39	92,890	29	556	x
<b>SELECTED SERVICE TRADES,<sup>2</sup>/total.....</b>	<b>3,366</b>	<b>62,025</b>	<b>3,350</b>	<b>11,505</b>	<b>10,498</b>
Personal services.....	1,902	31,529	1,878	7,789	7,156
Business services.....	212	9,916	199	1,564	1,378
Automotive repairs and services.....	678	12,359	679	1,322	1,238
Other repair services.....	574	8,221	594	830	726
<b>HOTELS.....</b>	<b>105</b>	<b>9,922</b>	<b>77</b>	<b>2,123</b>	<b>1,957</b>
<b>TOURIST COURTS AND CAMPS.....</b>	<b>115</b>	<b>1,966</b>	<b>102</b>	<b>283</b>	<b>262</b>
<b>AMUSEMENTS.....</b>	<b>146</b>	<b>10,423</b>	<b>88</b>	<b>1,352</b>	<b>x</b>

x Not available.

<sup>1</sup>/ Includes employees paid for less than the full workweek.<sup>2</sup>/ See General Description on last page for changes from the 1939 Census of Business in the coverage of Service Trades.

9.914

Table 2.—CENSUS OF BUSINESS PRELIMINARY RESULTS FOR 1948 FOR CITIES OF 2,500 INHABITANTS OR MORE

## HARRIS COUNTY, TEX.

(Data omitted for trade groups where necessary to avoid disclosure)

City and trade group <sup>1</sup>	Number of establishments	1948 sales and receipts (Thousand dollars)	Active proprietors of unincorporated businesses Nov. 1948	Paid employees, workweek ended nearest Nov. 15, 1948	
				Total employees <sup>2</sup>	Full workweek employees
<b>Baytown:</b>					
Retail trade.....	302	26,149	257	1,299	1,143
Wholesale trade.....	Included with "Remainder of county"				
Selected service trades....	112	1,308	111	251	234
Tourist courts and camps...	Included with "Remainder of county"				
Amusements.....	Included with "Remainder of county"				
<b>Houston:</b>					
Retail trade.....	5,799	691,193	5,188	39,389	34,442
Wholesale trade.....	1,247	1,606,916	692	20,754	x
Selected service trades....	2,747	55,640	2,729	10,567	9,662
Hotels.....	96	9,869	68	2,117	1,951
Tourist courts and camps...	49	920	40	137	131
Amusements.....	96	8,779	61	1,075	x
<b>La Porte:</b>					
Retail trade.....	60	3,770	54	158	141
Selected service trades....	15	207	14	27	25
Amusements.....	Included with "Remainder of county"				
<b>Pasadena:</b>					
Retail trade.....	149	14,434	132	701	547
Selected service trades....	49	586	50	117	112
Amusements.....	Included with "Remainder of county"				
<b>West University Place:</b>					
Retail trade.....	13	1,156	13	49	37
Selected service trades....	5	52	5	11	10
<b>Remainder of county:<sup>3/</sup></b>					
Retail trade.....	1,596	74,496	1,525	3,399	2,783
Wholesale trade.....	76	65,838	52	504	x
Selected service trades....	438	4,232	441	532	455
Tourist courts and camps...	66	1,046	62	146	131
Amusements.....	50	1,644	27	277	x

x Not available.

1/ See General Description on this page for changes from the 1939 Census of Business in the coverage of Service Trades.

2/ Includes employees paid for less than the full workweek.

3/ Except as indicated above, includes figures for establishments, other than wholesale, not located in cities of 2,500 inhabitants or more, and wholesale establishments not located in cities of 5,000 inhabitants or more.

## GENERAL DESCRIPTION OF PRELIMINARY RELEASES FOR THE 1948 CENSUS OF BUSINESS

This series of releases, of which one is planned for each county in the United States, presents preliminary results of the 1948 Census of Business. The information is based on reports submitted by business establishments for that Census. The figures shown are preliminary, and are subject to revision in the final Census publications, but the changes are expected to be relatively minor with respect to coverage. The final Census figures will be issued in a series of Business Census bulletins which will show additional detailed kind-of-business information for all places where there are a sufficient number of establishments.

The 1948 Census of Business was taken under the provision of the Act of June 19, 1948, which provides that the Business Census be taken for 1948 and for each fifth year thereafter. Previous Business Censuses were taken for the years 1929, 1933, 1935, and 1939.

*Scope of the Census.*—The 1948 Census of Business covered all establishments in the following trades, as defined by the Standard Industrial Classification Manual, May 1949 issue, of the Executive Office of the President: all retail trades; all wholesale trades; all service trades in the following four groups—personal services, business services, automobile repairs and services, and miscellaneous repair services; hotels; tourist courts and camps; and amusements, including motion picture theaters. Some important services not covered are radio broadcasting and television, medical and health, legal, educational, nonprofit, accounting, and domestic services.

This coverage is similar to that of the 1939 Business Census. However, "custom trades" and "services incidental to transportation," which are no longer included in the standard classification of the service trades, are not covered by the 1948 Census. In a number of localities, these exclusions as well as other changes in the standard classification may have a considerable effect in comparing

1948 with 1939 data, particularly with respect to establishment count.

*Establishment definition.*—For Census purposes, a business establishment is defined to include only enterprises conducted from a recognizable place of business, provided that the annual sales were in excess of \$5,000 for a wholesale trade establishment and \$500 for establishments in other trades. A detailed analysis of coverage will be provided in future Census of Business publications.

"Number of establishments" is the number of separate business locations, rather than the number of business companies or organizations, since the Census figures represent information reported separately for each business location or establishment. The establishment count reflects the number of places in business at the end of 1948 excluding administrative and executive offices of multiunit organizations, and "chain store" warehouses.

*Sales and receipts.*—"1948 sales and receipts" represents sales of merchandise and receipts from repairs and other services to customers. The figures reflect deductions for returned goods and allowances, but not for trade-in allowances; they exclude sales and excise taxes collected from customers and paid directly to any taxing agency.

*Proprietors.*—"Active proprietors..." represents owners and partners of unincorporated businesses who devoted the major portion of their time to the business in November 1948.

*Employment.*—"Number of paid employees..." represents all employees on the pay roll for the pay period ending nearest November 15, 1948. "Full workweek" employees, whether regular or seasonal, are those who in the November 15 pay period were paid for working at least the number of hours typically worked in a week by employees of the reporting establishment.

# 1948 CENSUS OF BUSINESS

RETAIL, WHOLESALE, SERVICE TRADES

U. S. DEPARTMENT OF COMMERCE  
BUREAU OF THE CENSUS

## PRELIMINARY

For Release May 1, 1950

Release Series BC-1P-42-102

### HARRISON COUNTY, TEX.

Retail, wholesale, and service establishments located in Harrison County, Texas, showed a substantial expansion in dollar volume of trade from 1939 to 1948 according to preliminary figures from the 1948 Census of Business released today by the Bureau of the Census of Business, U. S. Department of Commerce.

Retail sales in the county during 1948 aggregated \$28.3 million, an increase of 208 percent over the \$9.2 million in 1939, when the preceding Census of Business was taken. Wholesale sales in the county reached a total of \$7.4 million in 1948 as compared with \$3.1 million in 1939. The service trades included in the Census of Business recorded receipts totaling \$1.6 million in 1948 compared with \$0.5 million in 1939.

Employment in the county also rose over the 9-year period between 1939 and 1948 for the above trades. Establishments in these trades reported a combined total of 1,969 paid employees for the workweek ended nearest November 15, 1948. This compared with a total of 1,299 employees reported for the week of November 15, 1939.

These preliminary figures have been derived from a Census report on Harrison County, Texas, which also includes data for the city of Marshall. Final figures, superseding the preliminary data for Harrison County, will be included in a Bulletin for the State of Texas to be issued in several months. Similar data will be made available this year in preliminary and final form for each of the counties and States. A single copy of the preliminary release for Harrison County as well as an order blank for other area releases may be obtained by writing to the Bureau of the Census, Washington 25, D. C.

Table 1.—CENSUS OF BUSINESS PRELIMINARY RESULTS FOR 1948, BY TRADE GROUP  
HARRISON COUNTY, TEX.

Trade group and kind of business	Number of establishments	1948 sales and receipts (Thousand dollars)	Active proprietors of unincorporated businesses Nov. 1948	Paid employees, workweek ended nearest Nov. 15, 1948	
				Total employees <sup>1</sup>	Full workweek employees
RETAIL TRADE, total.....	524	28,328	515	1,447	1,224
Food group.....	213	7,266	216	219	181
Eating and drinking places.....	66	1,008	64	173	132
General merchandise grp, general stores	35	4,091	31	276	207
Apparel group.....	25	1,295	24	75	60
Furniture-home furnishings-appliance grp	22	1,576	20	92	88
Automotive group.....	26	4,908	27	186	177
Gasoline service stations.....	67	2,054	65	108	94
Lumber-building-hardware group.....	23	3,583	20	169	153
Drug and proprietary stores.....	12	741	13	71	63
All other retail stores.....	35	1,806	35	78	69
WHOLESALE TRADE, total.....	24	7,399	22	161	x
Merchant wholesalers.....	15	5,222	14	136	x
Other types of wholesale.....	9	2,177	8	25	x
SELECTED SERVICE TRADES, 2/ total.....	126	1,564	135	361	314
Personal services.....	75	856	80	282	244
All other service trades.....	51	708	55	79	70
TOURIST COURTS AND CAMPS.....	6	105	6	14	13

x Not available.

1/ Includes employees paid for less than the full workweek.

2/ See General Description on last page for changes from the 1939 Census of Business in the coverage of Service Trades.

Table 2.—CENSUS OF BUSINESS PRELIMINARY RESULTS FOR 1948 FOR CITIES OF 2,500 INHABITANTS OR MORE

## HARRISON COUNTY, TEX.

(Data omitted for trade groups where necessary to avoid disclosure)

City and trade group <sup>1</sup>	Number of establishments	1948 sales and receipts (Thousand dollars)	Active proprietors of unincorporated businesses Nov. 1948	Paid employees, workweek ended nearest Nov. 15, 1948	
				Total employees <sup>2</sup>	Full workweek employees
<b>Marshall:</b>					
Retail trade.....	315	23,266	303	1,259	1,091
Selected service trades....	109	1,513	118	354	310
<b>Remainder of county:</b>					
Retail trade.....	209	5,062	212	188	133
Selected service trades....	17	51	17	7	4

1/ See General Description on this page for changes from the 1939 Census of Business in the coverage of Service Trades.

2/ Includes employees paid for less than the full workweek.

## GENERAL DESCRIPTION OF PRELIMINARY RELEASES FOR THE 1948 CENSUS OF BUSINESS

This series of releases, of which one is planned for each county in the United States, presents preliminary results of the 1948 Census of Business. The information is based on reports submitted by business establishments for that Census. The figures shown are preliminary, and are subject to revision in the final Census publications, but the changes are expected to be relatively minor with respect to coverage. The final Census figures will be issued in a series of Business Census bulletins which will show additional detailed kind-of-business information for all places where there are a sufficient number of establishments.

The 1948 Census of Business was taken under the provision of the Act of June 19, 1948, which provides that the Business Census be taken for 1948 and for each fifth year thereafter. Previous Business Censuses were taken for the years 1929, 1933, 1935, and 1939.

*Scope of the Census.*—The 1948 Census of Business covered all establishments in the following trades, as defined by the Standard Industrial Classification Manual, May 1949 issue, of the Executive Office of the President: all retail trades; all wholesale trades; all service trades in the following four groups—personal services, business services, automobile repairs and services, and miscellaneous repair services; hotels; tourist courts and camps; and amusements, including motion picture theaters. Some important services not covered are radio broadcasting and television, medical and health, legal, educational, nonprofit, accounting, and domestic services.

This coverage is similar to that of the 1939 Business Census. However, "custom trades" and "services incidental to transportation," which are no longer included in the standard classification of the service trades, are not covered by the 1948 Census. In a number of localities, these exclusions as well as other changes in the standard classification may have

a considerable effect in comparing 1948 with 1939 data, particularly with respect to establishment count.

*Establishment definition.*—For Census purposes, a business establishment is defined to include only enterprises conducted from a recognizable place of business, provided that the annual sales were in excess of \$5,000 for a wholesale trade establishment and \$500 for establishments in other trades. A detailed analysis of coverage will be provided in future Census of Business publications.

"Number of establishments" is the number of separate business locations, rather than the number of business companies or organizations, since the Census figures represent information reported separately for each business location or establishment. The establishment count reflects the number of places in business at the end of 1948 excluding administrative and executive offices of multiunit organizations, and "chain store" warehouses.

*Sales and receipts.*—"1948 sales and receipts" represents sales of merchandise and receipts from repairs and other services to customers. The figures reflect deductions for returned goods and allowances, but not for trade-in allowances; they exclude sales and excise taxes collected from customers and paid directly to any taxing agency.

*Proprietors.*—"Active proprietors..." represents owners and partners of unincorporated businesses who devoted the major portion of their time to the business in November 1948.

*Employment.*—"Number of paid employees..." represents all employees on the pay roll for the pay period ending nearest November 15, 1948. "Full workweek" employees, whether regular or seasonal, are those who in the November 15 pay period were paid for working at least the number of hours typically worked in a week by employees of the reporting establishment.



# 1948 CENSUS OF BUSINESS

RETAIL, WHOLESALE, SERVICE TRADES

U. S. DEPARTMENT OF COMMERCE  
BUREAU OF THE CENSUS

## PRELIMINARY

For Release May 4, 1950

Release Series BC-1P-42-103


### HARTLEY COUNTY, TEX.

Retail establishments located in Hartley County, Texas, showed an expansion in dollar volume of trade from 1939 to 1948 according to preliminary figures released today by the Bureau of the Census, U. S. Department of Commerce.

Thirteen retail establishments reported 1948 sales aggregating \$453,000, an increase of 130 percent over the \$197,000 reported by nineteen establishments in 1939, when the preceding Census of Business was taken.

Retail establishments reported thirteen active proprietors of unincorporated businesses in 1948 as compared with sixteen proprietors in 1939. Five paid employees were reported for the workweek ended nearest November 15, 1948. Of these, four worked the full workweek, and one worked part of the week. The comparable total and full workweek figures for 1939 were nineteen and fifteen.

These preliminary figures have been derived from a Census report on Hartley County, Texas. Final figures, superseding the preliminary data for Hartley County, will be included in a Bulletin for the State of Texas to be issued in several months. Similar data will be made available this year in preliminary and final form for each of the counties and States. A single copy of the preliminary release for Hartley County as well as an order blank for other area releases may be obtained by writing to the Bureau of the Census, Washington 25, D. C.



# 1948 CENSUS OF BUSINESS

RETAIL, WHOLESALE, SERVICE TRADES

U. S. DEPARTMENT OF COMMERCE  
BUREAU OF THE CENSUS

## PRELIMINARY

For Release May 1, 1950

Release Series BC-1P-42-104

### HASKELL COUNTY, TEX.

Retail, wholesale, and service establishments located in Haskell County, Texas, showed a substantial expansion in dollar volume of trade from 1939 to 1948 according to preliminary figures from the 1948 Census of Business released today by the Bureau of the Census, U. S. Department of Commerce.

Retail sales in the county during 1948 aggregated \$7.8 million, an increase of 200 percent over the \$2.6 million in 1939, when the preceding Census of Business was taken. Wholesale sales in the county reached a total of \$3.5 million in 1948 as compared with \$0.6 million in 1939. The service trades included in the Census of Business recorded receipts totaling \$318,000 in 1948 compared with \$164,000 in 1939.

Employment in the county also rose over the 9-year period between 1939 and 1948 for the above trades. Establishments in these trades reported a combined total of 529 paid employees for the workweek ended nearest November 15, 1948. This compared with a total of 344 employees reported for the week of November 15, 1939.

These preliminary figures have been derived from a Census report on Haskell County, Texas, which also includes data for the city of Haskell. Final figures, superseding the preliminary data for Haskell County, will be included in a Bulletin for the State of Texas to be issued in several months. Similar data will be made available this year in preliminary and final form for each of the counties and States. A single copy of the preliminary release for Haskell County as well as an order blank for other area releases may be obtained by writing to the Bureau of the Census, Washington 25, D. C.

Table 1.—CENSUS OF BUSINESS PRELIMINARY RESULTS FOR 1948, BY TRADE GROUP

### HASKELL COUNTY, TEX.

Trade group and kind of business	Number of establishments	1948 sales and receipts (Thousand dollars)	Active proprietors of unincorporated businesses Nov. 1948	Paid employees, workweek ended nearest Nov. 15, 1948	
				Total employees <sup>1</sup>	Full workweek employees
RETAIL TRADE, total.....	160	7,848	171	438	329
Food group.....	33	1,773	38	60	44
Eating and drinking places.....	15	256	16	64	43
General merchandise grp, general stores.....	10	524	7	71	39
Apparel group.....	12	516	15	36	22
Furniture-home furnishgs-appliance grp.....	7	233	8	8	4
Automotive group.....	9	1,206	10	54	52
Gasoline service stations.....	34	722	35	44	41
Lumber-building-hardware group.....	18	1,876	18	49	47
Drug and proprietary stores.....	9	364	9	36	26
All other retail stores.....	13	378	15	16	11
WHOLESALE TRADE.....	15	3,482	17	34	x
SELECTED SERVICE TRADES, <sup>2</sup> /total.....	52	318	53	57	49
Personal services.....	30	212	31	48	42
All other service trades.....	22	106	22	9	7

x Not available.

<sup>1</sup>/ Includes employees paid for less than the full workweek.

<sup>2</sup>/ See General Description on last page for changes from the 1939 Census of Business in the coverage of Service Trades.

Table 2.—CENSUS OF BUSINESS PRELIMINARY RESULTS FOR 1948 FOR CITIES OF 2,500 INHABITANTS OR MORE

## HASKELL COUNTY, TEX.

(Data omitted for trade groups where necessary to avoid disclosure)

City and trade group <sup>1</sup>	Number of establishments	1948 sales and receipts (Thousand dollars)	Active proprietors of unincorporated businesses Nov. 1948	Paid employees, workweek ended nearest Nov. 15, 1948	
				Total employees <sup>2</sup>	Full workweek employees
<b>Haskell:</b>					
Retail trade.....	85	5,314	93	299	238
Selected service trades....	18	183	18	39	37
<b>Remainder of county:</b>					
Retail trade.....	75	2,534	78	139	91
Selected service trades....	34	135	35	18	12

1/ See General Description on this page for changes from the 1939 Census of Business in the coverage of Service Trades.

2/ Includes employees paid for less than the full workweek.

## GENERAL DESCRIPTION OF PRELIMINARY RELEASES FOR THE 1948 CENSUS OF BUSINESS

This series of releases, of which one is planned for each county in the United States, presents preliminary results of the 1948 Census of Business. The information is based on reports submitted by business establishments for that Census. The figures shown are preliminary, and are subject to revision in the final Census publications, but the changes are expected to be relatively minor with respect to coverage. The final Census figures will be issued in a series of Business Census bulletins which will show additional detailed kind-of-business information for all places where there are a sufficient number of establishments.

The 1948 Census of Business was taken under the provision of the Act of June 19, 1948, which provides that the Business Census be taken for 1948 and for each fifth year thereafter. Previous Business Censuses were taken for the years 1929, 1933, 1935, and 1939.

**Scope of the Census.**—The 1948 Census of Business covered all establishments in the following trades, as defined by the Standard Industrial Classification Manual, May 1949 issue, of the Executive Office of the President: all retail trades; all wholesale trades; all service trades in the following four groups—personal services, business services, automobile repairs and services, and miscellaneous repair services; hotels; tourist courts and camps; and amusements, including motion picture theaters. Some important services not covered are radio broadcasting and television, medical and health, legal, educational, nonprofit, accounting, and domestic services.

This coverage is similar to that of the 1939 Business Census. However, "custom trades" and "services incidental to transportation," which are no longer included in the standard classification of the service trades, are not covered by the 1948 Census. In a number of localities, these exclusions as well as

other changes in the standard classification may have a considerable effect in comparing 1948 with 1939 data, particularly with respect to establishment count.

**Establishment definition.**—For Census purposes, a business establishment is defined to include only enterprises conducted from a recognizable place of business, provided that the annual sales were in excess of \$5,000 for a wholesale trade establishment and \$500 for establishments in other trades. A detailed analysis of coverage will be provided in future Census of Business publications.

"Number of establishments" is the number of separate business locations, rather than the number of business companies or organizations, since the Census figures represent information reported separately for each business location or establishment. The establishment count reflects the number of places in business at the end of 1948 excluding administrative and executive offices of multinational organizations, and "chain store" warehouses.

**Sales and receipts.**—"1948 sales and receipts" represents sales of merchandise and receipts from repairs and other services to customers. The figures reflect deductions for returned goods and allowances, but not for trade-in allowances; they exclude sales and excise taxes collected from customers and paid directly to any taxing agency.

**Proprietors.**—"Active proprietors..." represents owners and partners of unincorporated businesses who devoted the major portion of their time to the business in November 1948.

**Employment.**—"Number of paid employees..." represents all employees on the pay roll for the pay period ending nearest November 15, 1948. "Full workweek" employees, whether regular or seasonal, are those who in the November 15 pay period were paid for working at least the number of hours typically worked in a week by employees of the reporting establishment.

# 1948 CENSUS OF BUSINESS

RETAIL, WHOLESALE, SERVICE TRADES

U. S. DEPARTMENT OF COMMERCE  
BUREAU OF THE CENSUS

## PRELIMINARY

For Release May 1, 1950

Release Series BC-1P-42-105

### HAYS COUNTY, TEX.

Retail, wholesale, and service establishments located in Hays County, Texas, showed a substantial expansion in dollar volume of trade from 1939 to 1948 according to preliminary figures from the 1948 Census of Business released today by the Bureau of the Census, U. S. Department of Commerce.

Retail sales in the county during 1948 aggregated \$10.2 million, an increase of 24.0 percent over the \$3.0 million in 1939, when the preceding Census of Business was taken. Wholesale sales in the county reached a total of \$6.0 million in 1948 as compared with \$2.1 million in 1939. The service trades included in the Census of Business recorded receipts totaling \$542,000 in 1948 compared with \$153,000 in 1939.

Employment in the county also rose over the 9-year period between 1939 and 1948 for the above trades. Establishments in these trades reported a combined total of 831 paid employees for the workweek ended nearest November 15, 1948. This compared with a total of 490 employees reported for the week of November 15, 1939.

These preliminary figures have been derived from a Census report on Hays County, Texas, which also includes data for the city of San Marcos. Final figures, superseding the preliminary data for Hays County, will be included in a Bulletin for the State of Texas to be issued in several months. Similar data will be made available this year in preliminary and final form for each of the counties and States. A single copy of the preliminary release for Hays County as well as an order blank for other area releases may be obtained by writing to the Bureau of the Census, Washington 25, D. C.

Table 1.—CENSUS OF BUSINESS PRELIMINARY RESULTS FOR 1948, BY TRADE GROUP  
HAYS COUNTY, TEX.

Trade group and kind of business	Number of establishments	1948 sales and receipts (Thousand dollars)	Active proprietors of unincorporated businesses Nov. 1948	Paid employees, workweek ended nearest Nov. 15, 1948	
				Total employees <sup>1</sup>	Full workweek employees
RETAIL TRADE, total.....	220	10,249	211	613	502
Food group.....	72	3,011	72	106	81
Eating and drinking places.....	21	390	22	94	65
General merchandise grp, general stores.....	11	595	6	53	39
Apparel group.....	6	302	4	17	13
Furniture-home furnishgs-appliance grp.....	8	434	6	23	21
Automotive group.....	21	2,042	20	97	93
Gasoline service stations.....	42	1,136	43	86	78
Lumber-building-hardware group.....	16	1,345	10	53	50
Drug and proprietary stores.....	6	421	9	57	38
All other retail stores.....	17	573	19	27	24
WHOLESALE TRADE, total.....	23	6,046	26	86	x
Merchant wholesalers.....	12	3,302	15	71	x
Other types of wholesale.....	11	2,744	11	15	x
SELECTED SERVICE TRADES, <sup>2/</sup> total.....	82	542	82	132	110
Personal services.....	50	366	52	111	95
All other service trades.....	32	176	30	21	15
TOURIST COURTS AND CAMPS.....	10	35	10	4	3

x Not available.

<sup>1/</sup> Includes employees paid for less than the full workweek.

<sup>2/</sup> See General Description on last page for changes from the 1939 Census of Business in the coverage of Service Trades.

Table 2.—CENSUS OF BUSINESS PRELIMINARY RESULTS FOR 1948 FOR CITIES OF 2,500 INHABITANTS OR MORE

## HAYS COUNTY, TEX.

(Data omitted for trade groups where necessary to avoid disclosure)

City and trade group <sup>1</sup>	Number of establishments	1948 sales and receipts (Thousand dollars)	Active proprietors of unincorporated businesses Nov. 1948	Paid employees, workweek ended nearest Nov. 15, 1948	
				Total employees <sup>2</sup>	Full workweek employees
San Marcos:					
Retail trade.....	156	7,930	148	505	412
Wholesale trade.....	14	4,267	14	50	x
Selected service trades...	65	474	66	124	104
Remainder of county:					
Retail trade.....	64	2,319	63	108	90
Wholesale trade.....	9	1,779	12	36	x
Selected service trades...	17	68	16	8	6

x Not available.

1/ See General Description on this page for changes from the 1939 Census of Business in the coverage of Service Trades.

2/ Includes employees paid for less than the full workweek.

## GENERAL DESCRIPTION OF PRELIMINARY RELEASES FOR THE 1948 CENSUS OF BUSINESS

This series of releases, of which one is planned for each county in the United States, presents preliminary results of the 1948 Census of Business. The information is based on reports submitted by business establishments for that Census. The figures shown are preliminary, and are subject to revision in the final Census publications, but the changes are expected to be relatively minor with respect to coverage. The final Census figures will be issued in a series of Business Census bulletins which will show additional detailed kind-of-business information for all places where there are a sufficient number of establishments.

The 1948 Census of Business was taken under the provision of the Act of June 19, 1948, which provides that the Business Census be taken for 1948 and for each fifth year thereafter. Previous Business Censuses were taken for the years 1929, 1933, 1935, and 1939.

**Scope of the Census.**—The 1948 Census of Business covered all establishments in the following trades, as defined by the Standard Industrial Classification Manual, May 1949 issue, of the Executive Office of the President: all retail trades; all wholesale trades; all service trades in the following four groups—personal services, business services, automobile repairs and services, and miscellaneous repair services; hotels; tourist courts and camps; and amusements, including motion picture theaters. Some important services not covered are radio broadcasting and television, medical and health, legal, educational, nonprofit, accounting, and domestic services.

This coverage is similar to that of the 1939 Business Census. However, "custom trades" and "services incidental to transportation," which are no longer included in the standard classification of the service trades, are not covered by the 1948 Census. In a number of localities, these exclusions as well as

other changes in the standard classification may have a considerable effect in comparing 1948 with 1939 data, particularly with respect to establishment count.

**Establishment definition.**—For Census purposes, a business establishment is defined to include only enterprises conducted from a recognizable place of business, provided that the annual sales were in excess of \$5,000 for a wholesale trade establishment and \$500 for establishments in other trades. A detailed analysis of coverage will be provided in future Censuses of Business publications.

"Number of establishments" is the number of separate business locations, rather than the number of business companies or organizations, since the Census figures represent information reported separately for each business location or establishment. The establishment count reflects the number of places in business at the end of 1948 excluding administrative and executive offices of multiunit organizations, and "chain store" warehouses.

**Sales and receipts.**—"1948 sales and receipts" represents sales of merchandise and receipts from repairs and other services to customers. The figures reflect deductions for returned goods and allowances, but not for trade-in allowances; they exclude sales and excise taxes collected from customers and paid directly to any taxing agency.

**Proprietors.**—"Active proprietors..." represents owners and partners of unincorporated businesses who devoted the major portion of their time to the business in November 1948.

**Employment.**—"Number of paid employees..." represents all employees on the pay roll for the pay period ending nearest November 15, 1948. "Full workweek" employees, whether regular or seasonal, are those who in the November 15 pay period were paid for working at least the number of hours typically worked in a week by employees of the reporting establishment.

# 1948 CENSUS OF BUSINESS

RETAIL, WHOLESALE, SERVICE TRADES

U. S. DEPARTMENT OF COMMERCE  
BUREAU OF THE CENSUS

## PRELIMINARY

For Release May 3, 1950

Release Series BC-1P-42-106

### HEMPHILL COUNTY, TEX.

Retail, wholesale, and service establishments located in Hemphill County, Texas, showed a substantial expansion in dollar volume of trade from 1939 to 1948 according to preliminary figures from the 1948 Census of Business released today by the Bureau of the Census, U. S. Department of Commerce.

Retail sales in the county during 1948 aggregated \$3.9 million, an increase of 160 percent over the \$1.5 million in 1939, when the preceding Census of Business was taken. Wholesale sales in the county reached a total of \$740,000 in 1948 as compared with \$237,000 in 1939. The service trades included in the Census of Business recorded receipts totaling \$121,000 in 1948 compared with \$60,000 in 1939.

Employment in the county also rose over the 9-year period between 1939 and 1948 for the above trades. Establishments in these trades reported a combined total of 296 paid employees for the workweek ended nearest November 15, 1948. This compared with a total of 134 employees reported for the week of November 15, 1939.

These preliminary figures have been derived from a Census report on Hemphill County, Texas. Final figures, superseding the preliminary data for Hemphill County, will be included in a Bulletin for the State of Texas to be issued in several months. Similar data will be made available this year in preliminary and final form for each of the counties and States. A single copy of the preliminary release for Hemphill County as well as an order blank for other area releases may be obtained by writing to the Bureau of the Census, Washington 25, D. C.

Table 1.—CENSUS OF BUSINESS PRELIMINARY RESULTS FOR 1948, BY TRADE GROUP  
HEMPHILL COUNTY, TEX.

Trade group and kind of business	Number of establishments	1948 sales and receipts (Thousand dollars)	Active proprietors of unincorporated businesses Nov. 1948	Paid employees, workweek ended nearest Nov. 15, 1948	
				Total employees <sup>1</sup>	Full workweek employees
RETAIL TRADE, total.....	53	3,850	54	166	137
Food group.....	11	850	9	33	22
Gasoline service stations.....	8	231	6	10	8
All other retail stores.....	34	2,769	39	123	107
WHOLESALE TRADE.....	7	740	5	12	x
SELECTED SERVICE TRADES <sup>2/</sup> .....	13	121	13	28	28

x Not available.

<sup>1/</sup> Includes employees paid for less than the full workweek.

<sup>2/</sup> See General Description on last page for changes from the 1939 Census of Business in the coverage of Service Trades.

## GENERAL DESCRIPTION OF PRELIMINARY RELEASES FOR THE 1948 CENSUS OF BUSINESS

This series of releases, of which one is planned for each county in the United States, presents preliminary results of the 1948 Census of Business. The information is based on reports submitted by business establishments for that Census. The figures shown are preliminary, and are subject to revision in the final Census publications, but the changes are expected to be relatively minor with respect to coverage. The final Census figures will be issued in a series of Business Census bulletins which will show additional detailed kind-of-business information for all places where there are a sufficient number of establishments.

The 1948 Census of Business was taken under the provision of the Act of June 19, 1948, which provides that the Business Census be taken for 1948 and for each fifth year thereafter. Previous Business Censuses were taken for the years 1929, 1933, 1935, and 1939.

*Scope of the Census.*—The 1948 Census of Business covered all establishments in the following trades, as defined by the Standard Industrial Classification Manual, May 1949 issue, of the Executive Office of the President: all retail trades; all wholesale trades; all service trades in the following four groups—personal services, business services, automobile repairs and services, and miscellaneous repair services; hotels; tourist courts and camps; and amusements, including motion picture theaters. Some important services not covered are radio broadcasting and television, medical and health, legal, educational, nonprofit, accounting, and domestic services.

This coverage is similar to that of the 1939 Business Census. However, "custom trades" and "services incidental to transportation," which are no longer included in the standard classification of the service trades, are not covered by the 1948 Census. In a number of localities, these exclusions as well as other changes in the standard classification may have a considerable effect in comparing

1948 with 1939 data, particularly with respect to establishment count.

*Establishment definition.*—For Census purposes, a business establishment is defined to include only enterprises conducted from a recognizable place of business, provided that the annual sales were in excess of \$5,000 for a wholesale trade establishment and \$500 for establishments in other trades. A detailed analysis of coverage will be provided in future Census of Business publications.

"Number of establishments" is the number of separate business locations, rather than the number of business companies or organizations, since the Census figures represent information reported separately for each business location or establishment. The establishment count reflects the number of places in business at the end of 1948 excluding administrative and executive offices of multiunit organizations, and "chain store" warehouses.

*Sales and receipts.*—"1948 sales and receipts" represents sales of merchandise and receipts from repairs and other services to customers. The figures reflect deductions for returned goods and allowances, but not for trade-in allowances; they exclude sales and excise taxes collected from customers and paid directly to any taxing agency.

*Proprietors.*—"Active proprietors..." represents owners and partners of unincorporated businesses who devoted the major portion of their time to the business in November 1948.

*Employment.*—"Number of paid employees..." represents all employees on the pay roll for the pay period ending nearest November 15, 1948. "Full workweek" employees, whether regular or seasonal, are those who in the November 15 pay period were paid for working at least the number of hours typically worked in a week by employees of the reporting establishment.



# 1948 CENSUS OF BUSINESS

RETAIL, WHOLESALE, SERVICE TRADES

U. S. DEPARTMENT OF COMMERCE  
BUREAU OF THE CENSUS

## PRELIMINARY

For Release May 1, 1950

Release Series BC-1P-42-107

### HENDERSON COUNTY, TEX.

Retail, wholesale, and service establishments located in Henderson County, Texas, showed a substantial expansion in dollar volume of trade from 1939 to 1948 according to preliminary figures from the 1948 Census of Business released today by the Bureau of the Census, U. S. Department of Commerce.

Retail sales in the county during 1948 aggregated \$14.0 million, an increase of 198 percent over the \$4.7 million in 1939, when the preceding Census of Business was taken. Wholesale sales in the county reached a total of \$6.3 million in 1948 as compared with \$1.0 million in 1939. The service trades included in the Census of Business recorded receipts totaling \$544,000 in 1948 compared with \$152,000 in 1939.

Employment in the county also rose over the 9-year period between 1939 and 1948 for the above trades. Establishments in these trades reported a combined total of 756 paid employees for the workweek ended nearest November 15, 1948. This compared with a total of 590 employees reported for the week of November 15, 1939.

These preliminary figures have been derived from a Census report on Henderson County, Texas, which also includes data for the city of Athens. Final figures, superseding the preliminary data for Henderson County, will be included in a Bulletin for the State of Texas to be issued in several months. Similar data will be made available this year in preliminary and final form for each of the counties and States. A single copy of the preliminary release for Henderson County as well as an order blank for other area releases may be obtained by writing to the Bureau of the Census, Washington 25, D. C.

Table 1.—CENSUS OF BUSINESS PRELIMINARY RESULTS FOR 1948, BY TRADE GROUP  
HENDERSON COUNTY, TEX.

Trade group and kind of business	Number of establishments	1948 sales and receipts (Thousand dollars)	Active proprietors of unincorporated businesses Nov. 1948	Paid employees, workweek ended nearest Nov. 15, 1948	
				Total employees <sup>1</sup>	Full workweek employees
RETAIL TRADE, total.....	281	14,018	282	590	478
Food group.....	81	2,958	83	59	46
Eating and drinking places.....	35	413	36	83	64
General merchandise grp, general stores.....	32	1,889	27	133	93
Apparel group.....	9	277	8	23	20
Furniture-home furnishgs-appliance grp.....	11	695	13	27	26
Automotive group.....	20	3,656	25	94	92
Gasoline service stations.....	46	944	49	48	33
Lumber-building-hardware group.....	15	1,853	10	59	59
Drug and proprietary stores.....	11	380	10	35	27
All other retail stores.....	21	953	21	29	18
WHOLESALE TRADE.....	17	6,318	17	66	x
SELECTED SERVICE TRADES, <sup>2/</sup> total.....	74	544	77	100	90
Personal services.....	44	340	48	77	73
All other service trades.....	30	204	29	23	17

x Not available.

<sup>1/</sup> Includes employees paid for less than the full workweek.

<sup>2/</sup> See General Description on last page for changes from the 1939 Census of Business in the coverage of Service Trades.

Table 2.—CENSUS OF BUSINESS PRELIMINARY RESULTS FOR 1948 FOR CITIES OF 2,500 INHABITANTS OR MORE

## HENDERSON COUNTY, TEX.

(Data omitted for trade groups where necessary to avoid disclosure)

City and trade group <sup>1</sup>	Number of establishments	1948 sales and receipts (Thousand dollars)	Active proprietors of unincorporated businesses Nov. 1948	Paid employees, workweek ended nearest Nov. 15, 1948	
				Total employees <sup>2</sup>	Full workweek employees
Athens:					
Retail trade.....	136	10,228	134	457	387
Selected service trades...	43	379	48	88	79
Remainder of county:					
Retail trade.....	145	3,790	148	133	91
Selected service trades...	31	165	29	12	11

1/ See General Description on this page for changes from the 1939 Census of Business in the coverage of Service Trades.

2/ Includes employees paid for less than the full workweek.

## GENERAL DESCRIPTION OF PRELIMINARY RELEASES FOR THE 1948 CENSUS OF BUSINESS

This series of releases, of which one is planned for each county in the United States, presents preliminary results of the 1948 Census of Business. The information is based on reports submitted by business establishments for that Census. The figures shown are preliminary, and are subject to revision in the final Census publications, but the changes are expected to be relatively minor with respect to coverage. The final Census figures will be issued in a series of Business Census bulletins which will show additional detailed kind-of-business information for all places where there are a sufficient number of establishments.

The 1948 Census of Business was taken under the provision of the Act of June 19, 1948, which provides that the Business Census be taken for 1948 and for each fifth year thereafter. Previous Business Censuses were taken for the years 1929, 1933, 1935, and 1939.

**Scope of the Census.**—The 1948 Census of Business covered all establishments in the following trades, as defined by the Standard Industrial Classification Manual, May 1949 issue, of the Executive Office of the President: all retail trades; all wholesale trades; all service trades in the following four groups—personal services, business services, automobile repairs and services, and miscellaneous repair services; hotels; tourist courts and camps; and amusements, including motion picture theaters. Some important services not covered are radio broadcasting and television, medical and health, legal, educational, nonprofit, accounting, and domestic services.

This coverage is similar to that of the 1939 Business Census. However, "custom trades" and "services incidental to transportation," which are no longer included in the standard classification of the service trades, are not covered by the 1948 Census. In a number of localities, these exclusions as well as

other changes in the standard classification may have a considerable effect in comparing 1948 with 1939 data, particularly with respect to establishment count.

**Establishment definition.**—For Census purposes, a business establishment is defined to include only enterprises conducted from a recognizable place of business, provided that the annual sales were in excess of \$5,000 for a wholesale trade establishment and \$500 for establishments in other trades. A detailed analysis of coverage will be provided in future Census of Business publications.

"Number of establishments" is the number of separate business locations, rather than the number of business companies or organizations, since the Census figures represent information reported separately for each business location or establishment. The establishment count reflects the number of places in business at the end of 1948 excluding administrative and executive offices of multiunit organizations, and "chain store" warehouses.

**Sales and receipts.**—"1948 sales and receipts" represents sales of merchandise and receipts from repairs and other services to customers. The figures reflect deductions for returned goods and allowances, but not for trade-in allowances; they exclude sales and excise taxes collected from customers and paid directly to any taxing agency.

**Proprietors.**—"Active proprietors..." represents owners and partners of unincorporated businesses who devoted the major portion of their time to the business in November 1948.

**Employment.**—"Number of paid employees..." represents all employees on the pay roll for the pay period ending nearest November 15, 1948. "Full workweek" employees, whether regular or seasonal, are those who in the November 15 pay period were paid for working at least the number of hours typically worked in a week by employees of the reporting establishment.

# 1948 CENSUS OF BUSINESS

RETAIL, WHOLESALE, SERVICE TRADES

U. S. DEPARTMENT OF COMMERCE  
BUREAU OF THE CENSUS

## PRELIMINARY

For Release May 15, 1950

Release Series BC-1P- 42-108

### HIDALGO COUNTY, TEX.

Retail, wholesale, and service establishments located in Hidalgo County, Texas, showed a substantial expansion in dollar volume of trade from 1939 to 1948 according to preliminary figures from the 1948 Census of Business released today by the Bureau of the Census, U. S. Department of Commerce.

Retail sales in the county during 1948 aggregated \$87.2 million, an increase of 345 percent over the \$19.6 million in 1939, when the preceding Census of Business was taken. Wholesale sales in the county reached a total of \$108.6 million in 1948 as compared with \$19.5 million in 1939. The service trades included in the Census of Business recorded receipts totaling \$3.9 million in 1948 compared with \$0.8 million in 1939.

Employment in the county also rose over the 9-year period between 1939 and 1948 for the above trades. Establishments in these trades reported a combined total of 10,419 paid employees for the workweek ended nearest November 15, 1948. This compared with a total of 5,949 employees reported for the week of November 15, 1939.

These preliminary figures have been derived from a Census report on Hidalgo County, Texas, which also includes data for the cities of Donna, Edinburg, McAllen, Mercedes, Mission, Pharr and Weslaco. Final figures, superseding the preliminary data for Hidalgo County, will be included in a Bulletin for the State of Texas to be issued in several months. Similar data will be made available this year in preliminary and final form for each of the counties and States. A single copy of the preliminary release for Hidalgo County as well as an order blank for other area releases may be obtained by writing to the Bureau of the Census, Washington 25, D. C.

91420

Table 1.—CENSUS OF BUSINESS PRELIMINARY RESULTS FOR 1948, BY TRADE GROUP

## HIDALGO COUNTY, TEX.

Trade group and kind of business	Number of establishments	1948 sales and receipts (Thousand dollars)	Active proprietors of unincorporated businesses Nov. 1948	Paid employees, workweek ended nearest Nov. 15, 1948	
				Total employees <sup>1</sup>	Full workweek employees
RETAIL TRADE, total.....	1,521	87,214	1,526	4,663	3,951
Food group.....	528	20,651	555	703	550
Eating and drinking places.....	264	4,810	263	740	646
General merchandise grp, general stores.	98	9,195	84	684	464
Apparel group.....	57	4,440	48	250	190
Furniture-home furnishgs-appliance grp.	80	5,392	68	276	262
Automotive group.....	69	15,252	72	645	625
Gasoline service stations.....	124	4,541	132	269	244
Lumber-building-hardware group.....	101	13,384	102	577	536
Drug and proprietary stores.....	53	2,856	63	227	181
All other retail stores.....	147	6,693	139	292	253
WHOLESALE TRADE, total.....	199	108,599	156	5,124	x
Merchant wholesalers, total.....	76	32,857	51	661	x
Groceries, foods.....	18	11,018	16	245	x
Mach'y, equip't, industrial supplies..	19	9,510	3	130	x
Automotive parts, accessories.....	11	1,418	13	64	x
All other merchant wholesalers.....	28	10,911	19	222	x
Manufact'rs' sales branches, offices...	6	1,489	-	38	x
Petroleum bulk plants, terminals.....	35	6,492	31	108	x
Agents, brokers (merchandise).....	6	4,971	4	123	x
Assemblers of farm products.....	76	62,790	70	4,194	x
SELECTED SERVICE TRADES, <sup>2/</sup> total.....	364	3,881	364	632	555
Personal services.....	204	1,761	204	428	369
All other service trades.....	160	2,120	160	204	186
HOTELS.....	18	805	8	156	147
TOURIST COURTS AND CAMPS.....	61	333	54	77	61
AMUSEMENTS.....	60	1,487	37	201	x

x Not available.

<sup>1/</sup> Includes employees paid for less than the full workweek.<sup>2/</sup> See General Description on last page for changes from the 1939 Census of Business in the coverage of Service Trades.

91420

Table 2.—CENSUS OF BUSINESS PRELIMINARY RESULTS FOR 1948 FOR CITIES OF 2,500 INHABITANTS OR MORE

## HIDALGO COUNTY, TEX.

(Data omitted for trade groups where necessary to avoid disclosure)

City and trade group <sup>1</sup>	Number of establishments	1948 sales and receipts (Thousand dollars)	Active proprietors of unincorporated businesses Nov. 1948	Paid employees, workweek ended nearest Nov. 15, 1948	
				Total employees <sup>2</sup>	Full workweek employees
Donna:					
Retail trade.....	92	4,827	95	251	215
Selected service trades....	19	266	17	30	24
Tourist courts and camps...	6	14	6	6	2
Edinburg:					
Retail trade.....	201	13,607	223	774	647
Wholesale trade.....	14	10,036	10	431	x
Selected service trades....	57	479	62	88	76
McAllen:					
Retail trade.....	223	23,154	206	1,289	1,157
Wholesale trade.....	41	13,785	38	553	x
Selected service trades....	77	1,211	74	242	211
Tourist courts camps.....	8	70	10	7	5
Mercedes:					
Retail trade.....	122	6,777	112	320	265
Wholesale trade.....	14	8,342	6	280	x
Selected service trades....	26	243	29	59	50
Mission:					
Retail trade.....	139	9,008	134	489	388
Wholesale trade.....	22	9,459	15	373	x
Selected service trades....	45	483	44	68	63
Pharr:					
Retail trade.....	129	4,981	126	299	259
Selected service trades....	23	215	21	24	24
Amusements.....	6	173	5	22	x
Weslaco:					
Retail trade.....	166	10,694	170	580	471
Wholesale trade.....	28	26,491	22	667	x
Selected service trades....	47	324	51	53	49
Remainder of county: <sup>3/</sup>					
Retail trade.....	449	14,156	460	661	549
Wholesale trade.....	80	40,486	65	2,820	x
Selected service trades....	70	660	66	68	58
Tourist courts and camps...	36	191	30	52	42

x Not available.

1/ See General Description on last page for changes from the 1939 Census of Business in the coverage of Service Trades.

2/ Includes employees paid for less than the full workweek.

3/ Includes figures for establishments, other than wholesale, not located in cities of 2,500 inhabitants or more, and wholesale establishments not located in cities of 5,000 inhabitants or more.

## GENERAL DESCRIPTION OF PRELIMINARY RELEASES FOR THE 1948 CENSUS OF BUSINESS

This series of releases, of which one is planned for each county in the United States, presents preliminary results of the 1948 Census of Business. The information is based on reports submitted by business establishments for that Census. The figures shown are preliminary, and are subject to revision in the final Census publications, but the changes are expected to be relatively minor with respect to coverage. The final Census figures will be issued in a series of Business Census bulletins which will show additional detailed kind-of-business information for all places where there are a sufficient number of establishments.

The 1948 Census of Business was taken under the provision of the Act of June 19, 1948, which provides that the Business Census be taken for 1948 and for each fifth year thereafter. Previous Business Censuses were taken for the years 1929, 1933, 1935, and 1939.

*Scope of the Census.*—The 1948 Census of Business covered all establishments in the following trades, as defined by the Standard Industrial Classification Manual, May 1949 issue, of the Executive Office of the President: all retail trades; all wholesale trades; all service trades in the following four groups—personal services, business services, automobile repairs and services, and miscellaneous repair services; hotels; tourist courts and camps; and amusements, including motion picture theaters. Some important services not covered are radio broadcasting and television, medical and health, legal, educational, nonprofit, accounting, and domestic services.

This coverage is similar to that of the 1939 Business Census. However, "custom trades" and "services incidental to transportation," which are no longer included in the standard classification of the service trades, are not covered by the 1948 Census. In a number of localities, these exclusions as well as other changes in the standard classification may have a considerable effect in comparing

1948 with 1939 data, particularly with respect to establishment count.

*Establishment definition.*—For Census purposes, a business establishment is defined to include only enterprises conducted from a recognizable place of business, provided that the annual sales were in excess of \$5,000 for a wholesale trade establishment and \$500 for establishments in other trades. A detailed analysis of coverage will be provided in future Census of Business publications.

"Number of establishments" is the number of separate business locations, rather than the number of business companies or organizations, since the Census figures represent information reported separately for each business location or establishment. The establishment count reflects the number of places in business at the end of 1948 excluding administrative and executive offices of multiunit organizations, and "chain store" warehouses.

*Sales and receipts.*—"1948 sales and receipts" represents sales of merchandise and receipts from repairs and other services to customers. The figures reflect deductions for returned goods and allowances, but not for trade-in allowances; they exclude sales and excise taxes collected from customers and paid directly to any taxing agency.

*Proprietors.*—"Active proprietors..." represents owners and partners of unincorporated businesses who devoted the major portion of their time to the business in November 1948.

*Employment.*—"Number of paid employees..." represents all employees on the pay roll for the pay period ending nearest November 15, 1948. "Full workweek" employees, whether regular or seasonal, are those who in the November 15 pay period were paid for working at least the number of hours typically worked in a week by employees of the reporting establishment.

# 1948 CENSUS OF BUSINESS

RETAIL, WHOLESALE, SERVICE TRADES

U. S. DEPARTMENT OF COMMERCE  
BUREAU OF THE CENSUS

## PRELIMINARY

For Release May 15, 1950

Release Series BC-1P42-109

### HILL COUNTY, TEX.

Retail, wholesale, and service establishments located in Hill County, Texas, showed a substantial expansion in dollar volume of trade from 1939 to 1948 according to preliminary figures from the 1948 Census of Business released today by the Bureau of the Census, U. S. Department of Commerce.

Retail sales in the county during 1948 aggregated \$19.8 million, an increase of 219 percent over the \$6.2 million in 1939, when the preceding Census of Business was taken. Wholesale sales in the county reached a total of \$10.7 million in 1948 as compared with \$5.9 million in 1939. The service trades included in the Census of Business recorded receipts totaling \$789,000 in 1948 compared with \$260,000 in 1939.

Retail trade establishments in the county reported 1,053 paid employees for the workweek ended nearest November 15, 1948. For the same week in 1948, wholesale trade establishments reported 78 paid employees and the selected service trades reported 141 paid employees.

These preliminary figures have been derived from a Census report on Hill County, Texas, which also includes data for the city of Hillsboro. Final figures, superseding the preliminary data for Hill County, will be included in a Bulletin for the State of Texas to be issued in several months. Similar data will be made available this year in preliminary and final form for each of the counties and States. A single copy of the preliminary release for Hill County as well as an order blank for other area releases may be obtained by writing to the Bureau of the Census, Washington 25, D. C.

Table 1.—CENSUS OF BUSINESS PRELIMINARY RESULTS FOR 1948, BY TRADE GROUP  
HILL COUNTY, TEX.

Trade group and kind of business	Number of establishments	1948 sales and receipts (Thousand dollars)	Active proprietors of unincorporated businesses Nov. 1948	Paid employees, workweek ended nearest Nov. 15, 1948	
				Total employees <sup>1</sup>	Full workweek employees
RETAIL TRADE, total.....	400	19,809	375	1,053	839
Food group.....	100	4,830	100	125	99
Eating and drinking places.....	50	733	54	147	116
General merchandise grp, general stores.	24	2,480	18	231	155
Apparel group.....	15	602	13	34	24
Furniture-home furnishgs-appliance grp.	24	1,475	22	74	62
Automotive group.....	31	3,719	30	147	143
Gasoline service stations.....	71	1,393	71	76	54
Lumber-building-hardware group.....	40	2,757	28	106	91
Drug and proprietary stores.....	15	627	14	51	44
All other retail stores.....	30	1,193	25	62	51
WHOLESALE TRADE, total.....	35	10,743	36	78	x
Merchant wholesalers.....	12	2,035	14	32	x
Other types of wholesale.....	23	8,708	22	46	x
SELECTED SERVICE TRADES, <sup>2</sup> /total.....	118	789	119	141	129
Personal services.....	70	481	73	109	97
All other service trades.....	48	308	46	32	32

x Not available.

<sup>1</sup>/ Includes employees paid for less than the full workweek.

<sup>2</sup>/ See General Description on last page for changes from the 1939 Census of Business in the coverage of Service Trades.

Table 2.—CENSUS OF BUSINESS PRELIMINARY RESULTS FOR 1948 FOR CITIES OF 2,500 INHABITANTS OR MORE

## HILL COUNTY, TEX.

(Data omitted for trade groups where necessary to avoid disclosure)

City and trade group <sup>1</sup>	Number of establishments	1948 sales and receipts (Thousand dollars)	Active proprietors of unincorporated businesses Nov. 1948	Paid employees, workweek ended nearest Nov. 15, 1948	
				Total employees <sup>2</sup>	Full workweek employees
<b>Hillsboro:</b>					
Retail trade.....	157	11,694	146	711	581
Wholesale trade.....	21	9,485	21	61	x
Selected service trades....	50	473	51	92	89
<b>Remainder of county:</b>					
Retail trade.....	243	8,115	229	342	258
Wholesale trade.....	14	1,258	15	17	x
Selected service trades....	68	316	68	49	40

x Not available.

1/ See General Description on this page for changes from the 1939 Census of Business in the coverage of Service Trades.

2/ Includes employees paid for less than the full workweek.

## GENERAL DESCRIPTION OF PRELIMINARY RELEASES FOR THE 1948 CENSUS OF BUSINESS

This series of releases, of which one is planned for each county in the United States, presents preliminary results of the 1948 Census of Business. The information is based on reports submitted by business establishments for that Census. The figures shown are preliminary, and are subject to revision in the final Census publications, but the changes are expected to be relatively minor with respect to coverage. The final Census figures will be issued in a series of Business Census bulletins which will show additional detailed kind-of-business information for all places where there are a sufficient number of establishments.

The 1948 Census of Business was taken under the provision of the Act of June 19, 1948, which provides that the Business Census be taken for 1948 and for each fifth year thereafter. Previous Business Censuses were taken for the years 1929, 1933, 1935, and 1939.

**Scope of the Census.**—The 1948 Census of Business covered all establishments in the following trades, as defined by the Standard Industrial Classification Manual, May 1949 issue, of the Executive Office of the President: all retail trades; all wholesale trades; all service trades in the following four groups—personal services, business services, automobile repairs and services, and miscellaneous repair services; hotels; tourist courts and camps; and amusements, including motion picture theaters. Some important services not covered are radio broadcasting and television, medical and health, legal, educational, nonprofit, accounting, and domestic services.

This coverage is similar to that of the 1939 Business Census. However, "custom trades" and "services incidental to transportation," which are no longer included in the standard classification of the service trades, are not covered by the 1948 Census. In a number of localities, these exclusions as well as

other changes in the standard classification may have a considerable effect in comparing 1948 with 1939 data, particularly with respect to establishment count.

**Establishment definition.**—For Census purposes, a business establishment is defined to include only enterprises conducted from a recognizable place of business, provided that the annual sales were in excess of \$5,000 for a wholesale trade establishment and \$500 for establishments in other trades. A detailed analysis of coverage will be provided in future Census of Business publications.

"Number of establishments" is the number of separate business locations, rather than the number of business companies or organizations, since the Census figures represent information reported separately for each business location or establishment. The establishment count reflects the number of places in business at the end of 1948 excluding administrative and executive offices of multiunit organizations, and "chain store" warehouses.

**Sales and receipts.**—"1948 sales and receipts" represents sales of merchandise and receipts from repairs and other services to customers. The figures reflect deductions for returned goods and allowances, but not for trade-in allowances; they exclude sales and excise taxes collected from customers and paid directly to any taxing agency.

**Proprietors.**—"Active proprietors..." represents owners and partners of unincorporated businesses who devoted the major portion of their time to the business in November 1948.

**Employment.**—"Number of paid employees..." represents all employees on the pay roll for the pay period ending nearest November 15, 1948. "Full workweek" employees, whether regular or seasonal, are those who in the November 15 pay period were paid for working at least the number of hours typically worked in a week by employees of the reporting establishment.



# 1948 CENSUS OF BUSINESS

U. S. DEPARTMENT OF COMMERCE  
BUREAU OF THE CENSUS

RETAIL, WHOLESALE, SERVICE TRADES

## PRELIMINARY

For Release May 8, 1950

Release Series BC-1P-42-110

### HOCKLEY COUNTY, TEX.

Retail, wholesale, and service establishments located in Hockley County, Texas, showed a substantial expansion in dollar volume of trade from 1939 to 1948 according to preliminary figures from the 1948 Census of Business released today by the Bureau of the Census, U. S. Department of Commerce.

Retail sales in the county during 1948 aggregated \$19.2 million, an increase of 611 percent over the \$2.7 million in 1939, when the preceding Census of Business was taken. Wholesale sales in the county reached a total of \$17.8 million in 1948 as compared with \$1.0 million in 1939. The service trades included in the Census of Business recorded receipts totaling \$1.4 million in 1948 compared with \$0.1 million in 1939.

Employment in the county also rose over the 9-year period between 1939 and 1948 for the above trades. Establishments in these trades reported a combined total of 1,084 paid employees for the workweek ended nearest November 15, 1948. This compared with a total of 382 employees reported for the week of November 15, 1939.

These preliminary figures have been derived from a Census report on Hockley County, Texas, which also includes data for the city of Levelland. Final figures, superseding the preliminary data for Hockley County, will be included in a Bulletin for the State of Texas to be issued in several months. Similar data will be made available this year in preliminary and final form for each of the counties and States. A single copy of the preliminary release for Hockley County as well as an order blank for other area releases may be obtained by writing to the Bureau of the Census, Washington 25, D. C.

Table 1.—CENSUS OF BUSINESS PRELIMINARY RESULTS FOR 1948, BY TRADE GROUP  
HOCKLEY COUNTY, TEX.

Trade group and kind of business	Number of establishments	1948 sales and receipts (Thousand dollars)	Active proprietors of unincorporated businesses Nov. 1948	Paid employees, workweek ended nearest Nov. 15, 1948	
				Total employees <sup>1</sup>	Full workweek employees
<b>RETAIL TRADE, total</b> .....	230	19,197	221	773	617
Food group.....	51	5,020	51	146	97
Eating and drinking places.....	24	548	23	99	70
Gen'l merchandise grp, general stores...	14	1,306	8	107	63
Apparel group.....	7	340	5	14	11
Furniture-home furnishgs-appliance grp.	14	1,000	20	30	24
Automotive group.....	18	3,177	21	91	86
Gasoline service stations.....	41	1,288	43	84	76
Lumber-building-hardware group.....	32	4,883	19	111	108
Drug and proprietary stores.....	13	717	11	62	60
All other retail stores.....	16	918	20	29	22
<b>WHOLESALE TRADE, total</b> .....	33	17,799	23	128	x
Merchant wholesalers.....	14	13,231	8	63	x
Other types of wholesale.....	19	4,568	15	65	x
<b>SELECTED SERVICE TRADES,<sup>2</sup>/total</b> .....	89	1,435	98	183	168
Personal services.....	43	388	45	87	82
All other service trades.....	46	1,047	53	96	86

x Not available.

<sup>1</sup>/ Includes employees paid for less than the full workweek.

<sup>2</sup>/ See General Description on last page for changes from the 1939 Census of Business in the coverage of Service Trades.

Table 2.—CENSUS OF BUSINESS PRELIMINARY RESULTS FOR 1948 FOR CITIES OF 2,500 INHABITANTS OR MORE

HOCKLEY COUNTY, TEX.

(Data omitted for trade groups where necessary to avoid disclosure)

City and trade group <sup>1</sup>	Number of establishments	1948 sales and receipts (Thousand dollars)	Active proprietors of unincorporated businesses Nov. 1948	Paid employees, workweek ended nearest Nov. 15, 1948	
				Total employees <sup>2</sup>	Full workweek employees
Levelland:					
Retail trade.....	136	14,095	136	600	480
Selected service trades....	61	1,080	66	149	145
Remainder of county:					
Retail trade.....	94	5,102	85	173	137
Selected service trades....	28	355	32	34	23

1/ See General Description on this page for changes from the 1939 Census of Business in the coverage of Service Trades.

2/ Includes employees paid for less than the full workweek.

GENERAL DESCRIPTION OF PRELIMINARY RELEASES FOR THE 1948 CENSUS OF BUSINESS

This series of releases, of which one is planned for each county in the United States, presents preliminary results of the 1948 Census of Business. The information is based on reports submitted by business establishments for that Census. The figures shown are preliminary, and are subject to revision in the final Census publications, but the changes are expected to be relatively minor with respect to coverage. The final Census figures will be issued in a series of Business Census bulletins which will show additional detailed kind-of-business information for all places where there are a sufficient number of establishments.

The 1948 Census of Business was taken under the provision of the Act of June 19, 1948, which provides that the Business Census be taken for 1948 and for each fifth year thereafter. Previous Business Censuses were taken for the years 1929, 1933, 1935, and 1939.

**Scope of the Census.**—The 1948 Census of Business covered all establishments in the following trades, as defined by the Standard Industrial Classification Manual, May 1949 issue, of the Executive Office of the President: all retail trades; all wholesale trades; all service trades in the following four groups—personal services, business services, automobile repairs and services, and miscellaneous repair services; hotels; tourist courts and camps; and amusements, including motion picture theaters. Some important services not covered are radio broadcasting and television, medical and health, legal, educational, nonprofit, accounting, and domestic services.

This coverage is similar to that of the 1939 Business Census. However, "custom trades" and "services incidental to transportation," which are no longer included in the standard classification of the service trades, are not covered by the 1948 Census. In a number of localities, these exclusions as well as

other changes in the standard classification may have a considerable effect in comparing 1948 with 1939 data, particularly with respect to establishment count.

**Establishment definition.**—For Census purposes, a business establishment is defined to include only enterprises conducted from a recognizable place of business, provided that the annual sales were in excess of \$5,000 for a wholesale trade establishment and \$500 for establishments in other trades. A detailed analysis of coverage will be provided in future Censuses of Business publications.

"Number of establishments" is the number of separate business locations, rather than the number of business companies or organizations, since the Census figures represent information reported separately for each business location or establishment. The establishment count reflects the number of places in business at the end of 1948 excluding administrative and executive offices of multiunit organizations, and "chain store" warehouses.

**Sales and receipts.**—"1948 sales and receipts" represents sales of merchandise and receipts from repairs and other services to customers. The figures reflect deductions for returned goods and allowances, but not for trade-in allowances; they exclude sales and excise taxes collected from customers and paid directly to any taxing agency.

**Proprietors.**—"Active proprietors..." represents owners and partners of unincorporated businesses who devoted the major portion of their time to the business in November 1948.

**Employment.**—"Number of paid employees..." represents all employees on the pay roll for the pay period ending nearest November 15, 1948. "Full workweek" employees, whether regular or seasonal, are those who in the November 15 pay period were paid for working at least the number of hours typically worked in a week by employees of the reporting establishment.

# 1948 CENSUS OF BUSINESS

RETAIL, WHOLESALE, SERVICE TRADES

U. S. DEPARTMENT OF COMMERCE  
BUREAU OF THE CENSUS

## PRELIMINARY

For Release May 1, 1950

Release Series BC-1P-42-111

### HOOD COUNTY, TEX.

Retail, wholesale, and service establishments located in Hood County, Texas, showed a substantial expansion in dollar volume of trade from 1939 to 1948 according to preliminary figures from the 1948 Census of Business released today by the Bureau of the Census, U. S. Department of Commerce.

Retail sales in the county during 1948 aggregated \$3.5 million, an increase of 289 percent over the \$0.9 million in 1939, when the preceding Census of Business was taken. Wholesale sales in the county reached a total of \$587,000 in 1948 as compared with \$313,000 in 1939. The service trades included in the Census of Business recorded receipts totaling \$111,000 in 1948 compared with \$35,000 in 1939.

Employment in the county also rose over the 9-year period between 1939 and 1948 for the above trades. Establishments in these trades reported a combined total of 178 paid employees for the workweek ended nearest November 15, 1948. This compared with a total of 95 employees reported for the week of November 15, 1939.

These preliminary figures have been derived from a Census report on Hood County, Texas. Final figures, superseding the preliminary data for Hood County, will be included in a Bulletin for the State of Texas to be issued in several months. Similar data will be made available this year in preliminary and final form for each of the counties and States. A single copy of the preliminary release for Hood County as well as an order blank for other area releases may be obtained by writing to the Bureau of the Census, Washington 25, D. C.

Table 1.—CENSUS OF BUSINESS PRELIMINARY RESULTS FOR 1948, BY TRADE GROUP

### HOOD COUNTY, TEX.

Trade group and kind of business	Number of establishments	1948 sales and receipts (Thousand dollars)	Active proprietors of unincorporated businesses Nov. 1948	Paid employees, workweek ended nearest Nov. 15, 1948	
				Total employees <sup>1</sup>	Full workweek employees
RETAIL TRADE, total.....	105	3,464	112	166	114
Food group.....	19	720	24	21	14
Eating and drinking places.....	9	173	9	36	31
Gasoline service stations.....	22	338	22	11	6
All other retail stores.....	55	2,233	57	98	63
WHOLESALE TRADE.....	7	587	7	8	x
SELECTED SERVICE TRADES <sup>2/</sup> .....	30	111	34	4	4

x Not available.

<sup>1/</sup> Includes employees paid for less than the full workweek.

<sup>2/</sup> See General Description on last page for changes from the 1939 Census of Business in the coverage of Service Trades.

## GENERAL DESCRIPTION OF PRELIMINARY RELEASES FOR THE 1948 CENSUS OF BUSINESS

This series of releases, of which one is planned for each county in the United States, presents preliminary results of the 1948 Census of Business. The information is based on reports submitted by business establishments for that Census. The figures shown are preliminary, and are subject to revision in the final Census publications, but the changes are expected to be relatively minor with respect to coverage. The final Census figures will be issued in a series of Business Census bulletins which will show additional detailed kind-of-business information for all places where there are a sufficient number of establishments.

The 1948 Census of Business was taken under the provision of the Act of June 19, 1948, which provides that the Business Census be taken for 1948 and for each fifth year thereafter. Previous Business Censuses were taken for the years 1929, 1933, 1935, and 1939.

*Scope of the Census.*—The 1948 Census of Business covered all establishments in the following trades, as defined by the Standard Industrial Classification Manual, May 1949 issue, of the Executive Office of the President: all retail trades; all wholesale trades; all service trades in the following four groups—personal services, business services, automobile repairs and services, and miscellaneous repair services; hotels; tourist courts and camps; and amusements, including motion picture theaters. Some important services not covered are radio broadcasting and television, medical and health, legal, educational, nonprofit, accounting, and domestic services.

This coverage is similar to that of the 1939 Business Census. However, "custom trades" and "services incidental to transportation," which are no longer included in the standard classification of the service trades, are not covered by the 1948 Census. In a number of localities, these exclusions as well as other changes in the standard classification may have a considerable effect in comparing

1948 with 1939 data, particularly with respect to establishment count.

*Establishment definition.*—For Census purposes, a business establishment is defined to include only enterprises conducted from a recognizable place of business, provided that the annual sales were in excess of \$5,000 for a wholesale trade establishment and \$500 for establishments in other trades. A detailed analysis of coverage will be provided in future Census of Business publications.

"Number of establishments" is the number of separate business locations, rather than the number of business companies or organizations, since the Census figures represent information reported separately for each business location or establishment. The establishment count reflects the number of places in business at the end of 1948 excluding administrative and executive offices of multiunit organizations, and "chain store" warehouses.

*Sales and receipts.*—"1948 sales and receipts" represents sales of merchandise and receipts from repairs and other services to customers. The figures reflect deductions for returned goods and allowances, but not for trade-in allowances; they exclude sales and excise taxes collected from customers and paid directly to any taxing agency.

*Proprietors.*—"Active proprietors..." represents owners and partners of unincorporated businesses who devoted the major portion of their time to the business in November 1948.

*Employment.*—"Number of paid employees..." represents all employees on the pay roll for the pay period ending nearest November 15, 1948. "Full workweek" employees, whether regular or seasonal, are those who in the November 15 pay period were paid for working at least the number of hours typically worked in a week by employees of the reporting establishment.

# 1948 CENSUS OF BUSINESS

RETAIL, WHOLESALE, SERVICE TRADES

U. S. DEPARTMENT OF COMMERCE  
BUREAU OF THE CENSUS

## PRELIMINARY

For Release May 8, 1950

Release Series BC-1P-42-112

### HOPKINS COUNTY, TEX.

Retail, wholesale, and service establishments located in Hopkins County, Texas, showed a substantial expansion in dollar volume of trade from 1939 to 1948 according to preliminary figures from the 1948 Census of Business released today by the Bureau of the Census, U. S. Department of Commerce.

Retail sales in the county during 1948 aggregated \$12.8 million, an increase of 133 percent over the \$5.5 million in 1939, when the preceding Census of Business was taken. Wholesale sales in the county reached a total of \$4.8 million in 1948 as compared with \$3.1 million in 1939. The service trades included in the Census of Business recorded receipts totaling \$611,000 in 1948 compared with \$256,000 in 1939.

Employment in the county also rose over the 9-year period between 1939 and 1948 for the above trades. Establishments in these trades reported a combined total of 920 paid employees for the workweek ended nearest November 15, 1948. This compared with a total of 795 employees reported for the week of November 15, 1939.

These preliminary figures have been derived from a Census report on Hopkins County, Texas, which also includes data for the city of Sulphur Springs. Final figures, superseding the preliminary data for Hopkins County, will be included in a Bulletin for the State of Texas to be issued in several months. Similar data will be made available this year in preliminary and final form for each of the counties and States. A single copy of the preliminary release for Hopkins County as well as an order blank for other area releases may be obtained by writing to the Bureau of the Census, Washington 25, D. C.

Table 1.—CENSUS OF BUSINESS PRELIMINARY RESULTS FOR 1948, BY TRADE GROUP  
HOPKINS COUNTY, TEX.

Trade group and kind of business	Number of establishments	1948 sales and receipts (Thousand dollars)	Active proprietors of unincorporated businesses Nov. 1948	Paid employees, workweek ended nearest Nov. 15, 1948	
				Total employees <sup>1</sup>	Full workweek employees
RETAIL TRADE, total.....	286	12,837	295	695	537
Food group.....	109	2,709	114	65	44
Eating and drinking places.....	22	409	23	91	87
General merchandise grp, general stores	22	1,724	17	157	98
Apparel group.....	15	677	14	56	32
Furniture-home furnishgs-appliance grp	9	733	12	29	28
Automotive group.....	15	2,459	11	95	90
Gasoline service stations.....	31	356	36	32	24
Lumber-building-hardware group.....	22	2,297	22	87	71
Drug and proprietary stores.....	11	522	12	42	32
All other retail stores.....	30	951	34	41	31
WHOLESALE TRADE, total.....	26	4,795	26	123	x
Merchant wholesalers.....	18	3,405	18	104	x
Other types of wholesale.....	8	1,390	8	19	x
SELECTED SERVICE TRADES, <sup>2</sup> /total.....	78	611	87	102	95
Personal services.....	47	363	54	79	72
All other service trades.....	31	248	33	23	23

x Not available.

1/ Includes employees paid for less than the full workweek.

2/ See General Description on last page for changes from the 1939 Census of Business in the coverage of Service Trades.

Table 2.—CENSUS OF BUSINESS PRELIMINARY RESULTS FOR 1948 FOR CITIES OF 2,500 INHABITANTS OR MORE  
HOPKINS COUNTY, TEX.

(Data omitted for trade groups where necessary to avoid disclosure)

City and trade group <sup>1</sup>	Number of establishments	1948 sales and receipts (Thousand dollars)	Active proprietors of unincorporated businesses Nov. 1948	Paid employees, workweek ended nearest Nov. 15, 1948	
				Total employees <sup>2</sup>	Full workweek employees
<b>Sulphur Springs:</b>					
Retail trade.....	189	11,549	191	669	525
Wholesale trade.....	26	4,795	26	123	x
Selected service trades.....	63	574	71	100	93
<b>Remainder of county:</b>					
Retail trade.....	97	1,288	104	26	12
Selected service trades.....	15	37	16	2	2

x Not available.

1/ See General Description on this page for changes from the 1939 Census of Business in the coverage of Service Trades.

2/ Includes employees paid for less than the full workweek.

### GENERAL DESCRIPTION OF PRELIMINARY RELEASES FOR THE 1948 CENSUS OF BUSINESS

This series of releases, of which one is planned for each county in the United States, presents preliminary results of the 1948 Census of Business. The information is based on reports submitted by business establishments for that Census. The figures shown are preliminary, and are subject to revision in the final Census publications, but the changes are expected to be relatively minor with respect to coverage. The final Census figures will be issued in a series of Business Census bulletins which will show additional detailed kind-of-business information for all places where there are a sufficient number of establishments.

The 1948 Census of Business was taken under the provision of the Act of June 19, 1948, which provides that the Business Census be taken for 1948 and for each fifth year thereafter. Previous Business Censuses were taken for the years 1929, 1933, 1935, and 1939.

**Scope of the Census.**—The 1948 Census of Business covered all establishments in the following trades, as defined by the Standard Industrial Classification Manual, May 1949 issue, of the Executive Office of the President: all retail trades; all wholesale trades; all service trades in the following four groups—personal services, business services, automobile repairs and services, and miscellaneous repair services; hotels; tourist courts and camps; and amusements, including motion picture theaters. Some important services not covered are radio broadcasting and television, medical and health, legal, educational, nonprofit, accounting, and domestic services.

This coverage is similar to that of the 1939 Business Census. However, "custom trades" and "services incidental to transportation," which are no longer included in the standard classification of the service trades, are not covered by the 1948 Census. In a number of localities, these exclusions as well as

other changes in the standard classification may have a considerable effect in comparing 1948 with 1939 data, particularly with respect to establishment count.

**Establishment definition.**—For Census purposes, a business establishment is defined to include only enterprises conducted from a recognizable place of business, provided that the annual sales were in excess of \$5,000 for a wholesale trade establishment and \$500 for establishments in other trades. A detailed analysis of coverage will be provided in future Census of Business publications.

"Number of establishments" is the number of separate business locations, rather than the number of business companies or organizations, since the Census figures represent information reported separately for each business location or establishment. The establishment count reflects the number of places in business at the end of 1948 excluding administrative and executive offices of multiunit organizations, and "chain store" warehouses.

**Sales and receipts.**—"1948 sales and receipts" represents sales of merchandise and receipts from repairs and other services to customers. The figures reflect deductions for returned goods and allowances, but not for trade-in allowances; they exclude sales and excise taxes collected from customers and paid directly to any taxing agency.

**Proprietors.**—"Active proprietors..." represents owners and partners of unincorporated businesses who devoted the major portion of their time to the business in November 1948.

**Employment.**—"Number of paid employees..." represents all employees on the pay roll for the pay period ending nearest November 15, 1948. "Full workweek" employees, whether regular or seasonal, are those who in the November 15 pay period were paid for working at least the number of hours typically worked in a week by employees of the reporting establishment.

# 1948 CENSUS OF BUSINESS

RETAIL, WHOLESALE, SERVICE TRADES

U. S. DEPARTMENT OF COMMERCE  
BUREAU OF THE CENSUS

## PRELIMINARY

For Release May 4, 1950

Release Series BC-1P-42-113

### HOUSTON COUNTY, TEX.

Retail, wholesale, and service establishments located in Houston County, Texas, showed a substantial expansion in dollar volume of trade from 1939 to 1948 according to preliminary figures from the 1948 Census of Business released today by the Bureau of the Census, U. S. Department of Commerce.

Retail sales in the county during 1948 aggregated \$11.5 million, an increase of 203 percent over the \$3.8 million in 1939, when the preceding Census of Business was taken. Wholesale sales in the county reached a total of \$5.8 million in 1948 as compared with \$1.5 million in 1939. The service trades included in the Census of Business recorded receipts totaling \$442,000 in 1948 compared with \$127,000 in 1939.

Employment in the county also rose over the 9-year period between 1939 and 1948 for the above trades. Establishments in these trades reported a combined total of 696 paid employees for the workweek ended nearest November 15, 1948. This compared with a total of 492 employees reported for the week of November 15, 1939.

These preliminary figures have been derived from a Census report on Houston County, Texas, which also includes data for the city of Crockett. Final figures, superseding the preliminary data for Houston County, will be included in a Bulletin for the State of Texas to be issued in several months. Similar data will be made available this year in preliminary and final form for each of the counties and States. A single copy of the preliminary release for Houston County as well as an order blank for other area releases may be obtained by writing to the Bureau of the Census, Washington 25, D. C.

Table 1.—CENSUS OF BUSINESS PRELIMINARY RESULTS FOR 1948, BY TRADE GROUP  
HOUSTON COUNTY, TEX.

Trade group and kind of business	Number of establishments	1948 sales and receipts (Thousand dollars)	Active proprietors of unincorporated businesses Nov. 1948	Paid employees, workweek ended nearest Nov. 15, 1948	
				Total employees <sup>1</sup>	Full workweek employees
RETAIL TRADE, total.....	257	11,534	262	557	477
Food group.....	96	2,814	97	77	63
Eating and drinking places.....	31	271	34	54	51
General merchandise grp, general stores	18	1,131	18	93	59
Apparel group.....	14	651	13	50	42
Furniture-home furnishgs-appliance grp	6	485	5	25	24
Automotive group.....	19	2,256	20	82	80
Gasoline service stations.....	29	626	32	44	39
Lumber-building-hardware group.....	16	1,937	14	76	72
Drug and proprietary stores.....	8	330	9	25	21
All other retail stores.....	20	1,033	20	31	26
WHOLESALE TRADE.....	19	5,753	22	59	x
SELECTED SERVICE TRADES, <sup>2/</sup> total.....	65	442	67	80	70
Personal services.....	47	337	49	68	61
All other service trades.....	18	105	18	12	9

x Not available.

<sup>1/</sup> Includes employees paid for less than the full workweek.

<sup>2/</sup> See General Description on last page for changes from the 1939 Census of Business in the coverage of Service Trades.

Table 2.—CENSUS OF BUSINESS PRELIMINARY RESULTS FOR 1948 FOR CITIES OF 2,500 INHABITANTS OR MORE

HOUSTON COUNTY, TEX.

(Data omitted for trade groups where necessary to avoid disclosure)

City and trade group <sup>1</sup>	Number of establishments	1948 sales and receipts (Thousand dollars)	Active proprietors of unincorporated businesses Nov. 1948	Paid employees, workweek ended nearest Nov. 15, 1948	
				Total employees <sup>2</sup>	Full workweek employees
Crockett:					
Retail trade.....	144	8,866	142	453	395
Selected service trades...	50	385	52	73	64
Remainder of county:					
Retail trade.....	113	2,668	120	104	82
Selected service trades...	15	57	15	7	6

<sup>1/</sup> See General Description on this page for changes from the 1939 Census of Business in the coverage of Service Trades.

<sup>2/</sup> Includes employees paid for less than the full workweek.

GENERAL DESCRIPTION OF PRELIMINARY RELEASES FOR THE 1948 CENSUS OF BUSINESS

This series of releases, of which one is planned for each county in the United States, presents preliminary results of the 1948 Census of Business. The information is based on reports submitted by business establishments for that Census. The figures shown are preliminary, and are subject to revision in the final Census publications, but the changes are expected to be relatively minor with respect to coverage. The final Census figures will be issued in a series of Business Census bulletins which will show additional detailed kind-of-business information for all places where there are a sufficient number of establishments.

The 1948 Census of Business was taken under the provision of the Act of June 19, 1948, which provides that the Business Census be taken for 1948 and for each fifth year thereafter. Previous Business Censuses were taken for the years 1929, 1933, 1935, and 1939.

**Scope of the Census.**—The 1948 Census of Business covered all establishments in the following trades, as defined by the Standard Industrial Classification Manual, May 1949 issue, of the Executive Office of the President: all retail trades; all wholesale trades; all service trades in the following four groups—personal services, business services, automobile repairs and services, and miscellaneous repair services; hotels; tourist courts and camps; and amusements, including motion picture theaters. Some important services not covered are radio broadcasting and television, medical and health, legal, educational, nonprofit, accounting, and domestic services.

This coverage is similar to that of the 1939 Business Census. However, "custom trades" and "services incidental to transportation," which are no longer included in the standard classification of the service trades, are not covered by the 1948 Census. In a number of localities, these exclusions as well as

other changes in the standard classification may have a considerable effect in comparing 1948 with 1939 data, particularly with respect to establishment count.

**Establishment definition.**—For Census purposes, a business establishment is defined to include only enterprises conducted from a recognizable place of business, provided that the annual sales were in excess of \$5,000 for a wholesale trade establishment and \$500 for establishments in other trades. A detailed analysis of coverage will be provided in future Censuses of Business publications.

"Number of establishments" is the number of separate business locations, rather than the number of business companies or organizations, since the Census figures represent information reported separately for each business location or establishment. The establishment count reflects the number of places in business at the end of 1948 excluding administrative and executive offices of multiunit organizations, and "chain store" warehouses.

**Sales and receipts.**—"1948 sales and receipts" represents sales of merchandise and receipts from repairs and other services to customers. The figures reflect deductions for returned goods and allowances, but not for trade-in allowances; they exclude sales and excise taxes collected from customers and paid directly to any taxing agency.

**Proprietors.**—"Active proprietors..." represents owners and partners of unincorporated businesses who devoted the major portion of their time to the business in November 1948.

**Employment.**—"Number of paid employees..." represents all employees on the pay roll for the pay period ending nearest November 15, 1948. "Full workweek" employees, whether regular or seasonal, are those who in the November 15 pay period were paid for working at least the number of hours typically worked in a week by employees of the reporting establishment.



# 1948 CENSUS OF BUSINESS

U. S. DEPARTMENT OF COMMERCE  
BUREAU OF THE CENSUS

RETAIL, WHOLESALE, SERVICE TRADES

## PRELIMINARY

For Release May 15, 1950

Release Series BC-1P-42-114

### HOWARD COUNTY, TEX.

Retail, wholesale, and service establishments located in Howard County, Texas, showed a substantial expansion in dollar volume of trade from 1939 to 1948 according to preliminary figures from the 1948 Census of Business released today by the Bureau of the Census, U. S. Department of Commerce.

Retail sales in the county during 1948 aggregated \$28.7 million, an increase of 193 percent over the \$9.8 million in 1939, when the preceding Census of Business was taken. Wholesale sales in the county reached a total of \$18.4 million in 1948 as compared with \$6.0 million in 1939. The service trades included in the Census of Business recorded receipts totaling \$1.7 million in 1948 compared with \$0.6 million in 1939.

Employment in the county also rose over the 9-year period between 1939 and 1948 for the above trades. Establishments in these trades reported a combined total of 1,974 paid employees for the workweek ended nearest November 15, 1948. This compared with a total of 1,472 employees reported for the week of November 15, 1939.

These preliminary figures have been derived from a Census report on Howard County, Texas, which also includes data for the city of Big Spring. Final figures, superseding the preliminary data for Howard County, will be included in a Bulletin for the State of Texas to be issued in several months. Similar data will be made available this year in preliminary and final form for each of the counties and States. A single copy of the preliminary release for Howard County as well as an order blank for other area releases may be obtained by writing to the Bureau of the Census, Washington 25, D. C.

Table 1.—CENSUS OF BUSINESS PRELIMINARY RESULTS FOR 1948, BY TRADE GROUP

### HOWARD COUNTY, TEX.

Trade group and kind of business	Number of establishments	1948 sales and receipts (Thousand dollars)	Active proprietors of unincorporated businesses Nov. 1948	Paid employees, workweek ended nearest Nov. 15, 1948	
				Total employees <sup>1</sup>	Full workweek employees
RETAIL TRADE, total.....	432	28,684	421	1,415	1,128
Food group.....	106	5,839	109	190	142
Eating and drinking places.....	75	1,623	72	255	207
General merchandise grp, general stores	11	3,175	4	271	165
Apparel group.....	20	1,697	12	99	73
Furniture-home furnishgs-appliance grp	15	881	19	57	55
Automotive group.....	32	6,300	38	185	178
Gasoline service stations.....	55	1,607	56	92	69
Lumber-building-hardware group.....	29	3,101	28	113	105
Drug and proprietary stores.....	15	902	14	53	43
All other retail stores.....	74	3,559	69	100	91
WHOLESALE TRADE, total.....	47	18,418	35	277	x
Merchant wholesalers.....	31	8,220	22	162	x
Other types of wholesale.....	16	10,198	13	115	x
SELECTED SERVICE TRADES, 2/ total.....	134	1,735	137	282	261
Personal services.....	78	897	78	178	162
All other service trades.....	56	838	59	104	99
TOURIST COURTS AND CAMPS.....	15	108	10	17	16

x Not available.

1/ Includes employees paid for less than the full workweek.

2/ See General Description on last page for changes from the 1939 Census of Business in the coverage of Service Trades.

Table 2.—CENSUS OF BUSINESS PRELIMINARY RESULTS FOR 1948 FOR CITIES OF 2,500 INHABITANTS OR MORE

## HOWARD COUNTY, TEX.

(Data omitted for trade groups where necessary to avoid disclosure)

City and trade group <sup>1</sup>	Number of establishments	1948 sales and receipts (Thousand dollars)	Active proprietors of unincorporated businesses Nov. 1948	Paid employees, workweek ended nearest Nov. 15, 1948	
				Total employees <sup>2</sup>	Full workweek employees
Big Spring:					
Retail trade.....	347	25,718	335	1,322	1,053
Wholesale trade.....	42	12,027	32	212	x
Selected service trades...	119	1,676	123	277	256
Remainder of county:					
Retail trade.....	85	2,966	86	93	75
Wholesale trade.....	5	6,391	3	65	x
Selected service trades...	15	59	14	5	5

x Not available.

1/ See General Description on this page for changes from the 1939 Census of Business in the coverage of Service Trades.

2/ Includes employees paid for less than the full workweek.

## GENERAL DESCRIPTION OF PRELIMINARY RELEASES FOR THE 1948 CENSUS OF BUSINESS

This series of releases, of which one is planned for each county in the United States, presents preliminary results of the 1948 Census of Business. The information is based on reports submitted by business establishments for that Census. The figures shown are preliminary, and are subject to revision in the final Census publications, but the changes are expected to be relatively minor with respect to coverage. The final Census figures will be issued in a series of Business Census bulletins which will show additional detailed kind-of-business information for all places where there are a sufficient number of establishments.

The 1948 Census of Business was taken under the provision of the Act of June 19, 1948, which provides that the Business Census be taken for 1948 and for each fifth year thereafter. Previous Business Censuses were taken for the years 1929, 1933, 1935, and 1939.

**Scope of the Census.**—The 1948 Census of Business covered all establishments in the following trades, as defined by the Standard Industrial Classification Manual, May 1949 issue, of the Executive Office of the President: all retail trades; all wholesale trades; all service trades in the following four groups—personal services, business services, automobile repairs and services, and miscellaneous repair services; hotels; tourist courts and camps; and amusements, including motion picture theaters. Some important services not covered are radio broadcasting and television, medical and health, legal, educational, nonprofit, accounting, and domestic services.

This coverage is similar to that of the 1939 Business Census. However, "custom trades" and "services incidental to transportation," which are no longer included in the standard classification of the service trades, are not covered by the 1948 Census. In a number of localities, these exclusions as well as

other changes in the standard classification may have a considerable effect in comparing 1948 with 1939 data, particularly with respect to establishment count.

**Establishment definition.**—For Census purposes, a business establishment is defined to include only enterprises conducted from a recognizable place of business, provided that the annual sales were in excess of \$5,000 for a wholesale trade establishment and \$500 for establishments in other trades. A detailed analysis of coverage will be provided in future Census of Business publications.

"Number of establishments" is the number of separate business locations, rather than the number of business companies or organizations, since the Census figures represent information reported separately for each business location or establishment. The establishment count reflects the number of places in business at the end of 1948 excluding administrative and executive offices of multiunit organizations, and "chain store" warehouses.

**Sales and receipts.**—"1948 sales and receipts" represents sales of merchandise and receipts from repairs and other services to customers. The figures reflect deductions for returned goods and allowances, but not for trade-in allowances; they exclude sales and excise taxes collected from customers and paid directly to any taxing agency.

**Proprietors.**—"Active proprietors..." represents owners and partners of unincorporated businesses who devoted the major portion of their time to the business in November 1948.

**Employment.**—"Number of paid employees..." represents all employees on the pay roll for the pay period ending nearest November 15, 1948. "Full workweek" employees, whether regular or seasonal, are those who in the November 15 pay period were paid for working at least the number of hours typically worked in a week by employees of the reporting establishment.

# 1948 CENSUS OF BUSINESS

RETAIL, WHOLESALE, SERVICE TRADES

U. S. DEPARTMENT OF COMMERCE  
BUREAU OF THE CENSUS

## PRELIMINARY

For Release May 1, 1950

Release Series BC-1P-42-115

### HUDSPETH COUNTY, TEX.

Retail establishments located in Hudspeth County, Texas, showed a substantial expansion in dollar volume of trade from 1939 to 1948 according to preliminary figures from the 1948 Census of Business released today by the Bureau of the Census, U. S. Department of Commerce.

Retail sales in the county during 1948 aggregated \$1.7 million, an increase of 240 percent over the \$0.5 million in 1939, when the preceding Census of Business was taken.

Employment in the county also rose over the 9-year period between 1939 and 1948 for the above trade. Retail establishments reported a total of 80 paid employees for the workweek ended nearest November 15, 1948. This compared with a total of 57 employees reported for the week of November 15, 1939.

These preliminary figures have been derived from a Census report on Hudspeth County, Texas. Final figures, superseding the preliminary data for Hudspeth County, will be included in a Bulletin for the State of Texas to be issued in several months. Similar data will be made available this year in preliminary and final form for each of the counties and States. A single copy of the preliminary release for Hudspeth County as well as an order blank for other area releases may be obtained by writing to the Bureau of the Census, Washington 25, D. C.

Table 1.—CENSUS OF BUSINESS PRELIMINARY RESULTS FOR 1948, BY TRADE GROUP  
HUDSPETH COUNTY, TEX.

Trade group and kind of business	Number of establishments	1948 sales and receipts (Thousand dollars)	Active proprietors of unincorporated businesses Nov. 1948	Paid employees, workweek ended nearest Nov. 15, 1948	
				Total employees <sup>1</sup>	Full workweek employees
RETAIL TRADE, total.....	58	1,722	60	80	66
Food group.....	10	430	12	8	6
Eating and drinking places.....	15	246	15	29	26
Gasoline service stations.....	19	359	20	11	9
All other retail stores.....	14	687	13	32	25

<sup>1</sup>/ Includes employees paid for less than the full workweek.

## GENERAL DESCRIPTION OF PRELIMINARY RELEASES FOR THE 1948 CENSUS OF BUSINESS

This series of releases, of which one is planned for each county in the United States, presents preliminary results of the 1948 Census of Business. The information is based on reports submitted by business establishments for that Census. The figures shown are preliminary, and are subject to revision in the final Census publications, but the changes are expected to be relatively minor with respect to coverage. The final Census figures will be issued in a series of Business Census bulletins which will show additional detailed kind-of-business information for all places where there are a sufficient number of establishments.

The 1948 Census of Business was taken under the provision of the Act of June 19, 1948, which provides that the Business Census be taken for 1948 and for each fifth year thereafter. Previous Business Censuses were taken for the years 1929, 1933, 1935, and 1939.

*Scope of the Census.*—The 1948 Census of Business covered all establishments in the following trades, as defined by the Standard Industrial Classification Manual, May 1949 issue, of the Executive Office of the President: all retail trades; all wholesale trades; all service trades in the following four groups—personal services, business services, automobile repairs and services, and miscellaneous repair services; hotels; tourist courts and camps; and amusements, including motion picture theaters. Some important services not covered are radio broadcasting and television, medical and health, legal, educational, nonprofit, accounting, and domestic services.

This coverage is similar to that of the 1939 Business Census. However, "custom trades" and "services incidental to transportation," which are no longer included in the standard classification of the service trades, are not covered by the 1948 Census. In a number of localities, these exclusions as well as other changes in the standard classification may have a considerable effect in comparing

1948 with 1939 data, particularly with respect to establishment count.

*Establishment definition.*—For Census purposes, a business establishment is defined to include only enterprises conducted from a recognizable place of business, provided that the annual sales were in excess of \$5,000 for a wholesale trade establishment and \$500 for establishments in other trades. A detailed analysis of coverage will be provided in future Census of Business publications.

"Number of establishments" is the number of separate business locations, rather than the number of business companies or organizations, since the Census figures represent information reported separately for each business location or establishment. The establishment count reflects the number of places in business at the end of 1948 excluding administrative and executive offices of multiunit organizations, and "chain store" warehouses.

*Sales and receipts.*—"1948 sales and receipts" represents sales of merchandise and receipts from repairs and other services to customers. The figures reflect deductions for returned goods and allowances, but not for trade-in allowances; they exclude sales and excise taxes collected from customers and paid directly to any taxing agency.

*Proprietors.*—"Active proprietors..." represents owners and partners of unincorporated businesses who devoted the major portion of their time to the business in November 1948.

*Employment.*—"Number of paid employees..." represents all employees on the pay roll for the pay period ending nearest November 15, 1948. "Full workweek" employees, whether regular or seasonal, are those who in the November 15 pay period were paid for working at least the number of hours typically worked in a week by employees of the reporting establishment.

# 1948 CENSUS OF BUSINESS

RETAIL, WHOLESALE, SERVICE TRADES

U. S. DEPARTMENT OF COMMERCE  
BUREAU OF THE CENSUS

## PRELIMINARY

For Release May 15, 1950

Release Series BC-1P-42-116

### HUNT COUNTY, TEX.

Retail, wholesale, and service establishments located in Hunt County, Texas, showed a substantial expansion in dollar volume of trade from 1939 to 1948 according to preliminary figures from the 1948 Census of Business released today by the Bureau of the Census, U. S. Department of Commerce.

Retail sales in the county during 1948 aggregated \$31.2 million, an increase of 181 percent over the \$11.1 million in 1939, when the preceding Census of Business was taken. Wholesale sales in the county reached a total of \$23.4 million in 1948 as compared with \$11.1 million in 1939. The service trades included in the Census of Business recorded receipts totaling \$2.0 million in 1948 compared with \$0.7 million in 1939.

Employment in the county also rose over the 9-year period between 1939 and 1948 for the above trades. Establishments in these trades reported a combined total of 2,250 paid employees for the workweek ended nearest November 15, 1948. This compared with a total of 1,728 employees reported for the week of November 15, 1939.

These preliminary figures have been derived from a Census report on Hunt County, Texas, which also includes data for the cities of Commerce and Greenville. Final figures, superseding the preliminary data for Hunt County, will be included in a Bulletin for the State of Texas to be issued in several months. Similar data will be made available this year in preliminary and final form for each of the counties and States. A single copy of the preliminary release for Hunt County as well as an order blank for other area releases may be obtained by writing to the Bureau of the Census, Washington 25, D. C.

Table 1.—CENSUS OF BUSINESS PRELIMINARY RESULTS FOR 1948, BY TRADE GROUP

### HUNT COUNTY, TEX.

Trade group and kind of business	Number of establishments	1948 sales and receipts (Thousand dollars)	Active proprietors of unincorporated businesses Nov. 1948	Paid employees, workweek ended nearest Nov. 15, 1948	
				Total employees <sup>1</sup>	Full workweek employees
RETAIL TRADE, total.....	567	31,155	557	1,617	1,292
Food group.....	178	7,814	176	218	165
Eating and drinking places.....	58	923	66	159	130
General merchandise grp, general stores.....	28	4,102	17	428	280
Apparel group.....	27	1,467	26	79	57
Furniture-home furnishgs-appliance grp.....	27	1,909	27	93	84
Automotive group.....	48	6,532	46	225	220
Gasoline service stations.....	87	1,699	92	86	75
Lumber-building-hardware group.....	36	3,974	27	140	134
Drug and proprietary stores.....	18	1,022	19	99	75
All other retail stores.....	60	1,713	61	90	72
WHOLESALE TRADE, total.....	56	23,358	43	290	x
Merchant wholesalers.....	26	13,534	20	170	x
Petroleum bulk plants, terminals.....	13	2,120	14	27	x
Assemblers of farm products.....	12	4,798	6	42	x
Other types of wholesale.....	5	2,906	3	51	x
SELECTED SERVICE TRADES, <sup>2</sup> /total.....	206	1,970	232	343	306
Personal services.....	120	1,366	129	284	253
All other service trades.....	86	604	103	59	53
TOURIST COURTS AND CAMPS.....	8	35	7	8	6

x Not available.

<sup>1</sup>/ Includes employees paid for less than the full workweek.

<sup>2</sup>/ See General Description on last page for changes from the 1939 Census of Business in the coverage of Service Trades.

Table 2.—CENSUS OF BUSINESS PRELIMINARY RESULTS FOR 1948 FOR CITIES OF 2,500 INHABITANTS OR MORE

## HUNT COUNTY, TEX.

(Data omitted for trade groups where necessary to avoid disclosure)

City and trade group <sup>1</sup>	Number of establishments	1948 sales and receipts (Thousand dollars)	Active proprietors of unincorporated businesses Nov. 1948	Paid employees, workweek ended nearest Nov. 15, 1948	
				Total employees <sup>2</sup>	Full workweek employees
Commerce:					
Retail trade.....	96	4,930	106	272	205
Greenville:					
Retail trade.....	289	21,940	273	1,173	961
Wholesale trade.....	37	20,834	30	231	x
Selected service trades....	111	1,228	122	207	191
Remainder of county: <sup>3/</sup>					
Retail trade.....	182	4,285	178	172	126
Wholesale trade.....	19	2,524	13	59	x

x Not available.

1/ See General Description on this page for changes from the 1939 Census of Business in the coverage of Service Trades.

2/ Includes employees paid for less than the full workweek.

3/ Includes figures for establishments, other than wholesale, not located in cities of 2,500 inhabitants or more, and wholesale establishments not located in cities of 5,000 inhabitants or more.

## GENERAL DESCRIPTION OF PRELIMINARY RELEASES FOR THE 1948 CENSUS OF BUSINESS

This series of releases, of which one is planned for each county in the United States, presents preliminary results of the 1948 Census of Business. The information is based on reports submitted by business establishments for that Census. The figures shown are preliminary, and are subject to revision in the final Census publications, but the changes are expected to be relatively minor with respect to coverage. The final Census figures will be issued in a series of Business Census bulletins which will show additional detailed kind-of-business information for all places where there are a sufficient number of establishments.

The 1948 Census of Business was taken under the provision of the Act of June 19, 1948, which provides that the Business Census be taken for 1948 and for each fifth year thereafter. Previous Business Censuses were taken for the years 1929, 1933, 1935, and 1939.

**Scope of the Census.**—The 1948 Census of Business covered all establishments in the following trades, as defined by the Standard Industrial Classification Manual, May 1949 issue, of the Executive Office of the President: all retail trades; all wholesale trades; all service trades in the following four groups—personal services, business services, automobile repairs and services, and miscellaneous repair services; hotels; tourist courts and camps; and amusements, including motion picture theaters. Some important services not covered are radio broadcasting and television, medical and health, legal, educational, nonprofit, accounting, and domestic services.

This coverage is similar to that of the 1939 Business Census. However, "custom trades" and "services incidental to transportation," which are no longer included in the standard classification of the service trades, are not covered by the 1948 Census. In a number of localities, these exclusions as well as

other changes in the standard classification may have a considerable effect in comparing 1948 with 1939 data, particularly with respect to establishment count.

**Establishment definition.**—For Census purposes, a business establishment is defined to include only enterprises conducted from a recognizable place of business, provided that the annual sales were in excess of \$5,000 for a wholesale trade establishment and \$500 for establishments in other trades. A detailed analysis of coverage will be provided in future Censuses of Business publications.

"Number of establishments" is the number of separate business locations, rather than the number of business companies or organizations, since the Census figures represent information reported separately for each business location or establishment. The establishment count reflects the number of places in business at the end of 1948 excluding administrative and executive offices of multiunit organizations, and "chain store" warehouses.

**Sales and receipts.**—"1948 sales and receipts" represents sales of merchandise and receipts from repairs and other services to customers. The figures reflect deductions for returned goods and allowances, but not for trade-in allowances; they exclude sales and excise taxes collected from customers and paid directly to any taxing agency.

**Proprietors.**—"Active proprietors..." represents owners and partners of unincorporated businesses who devoted the major portion of their time to the business in November 1948.

**Employment.**—"Number of paid employees..." represents all employees on the pay roll for the pay period ending nearest November 15, 1948. "Full workweek" employees, whether regular or seasonal, are those who in the November 15 pay period were paid for working at least the number of hours typically worked in a week by employees of the reporting establishment.

# 1948 CENSUS OF BUSINESS

RETAIL, WHOLESALE, SERVICE TRADES

U. S. DEPARTMENT OF COMMERCE  
BUREAU OF THE CENSUS

## PRELIMINARY

For Release May 15, 1950

Release Series BC-1P-42-117

### HUTCHINSON COUNTY, TEX.

Retail, wholesale, and service establishments located in Hutchinson County, Texas, showed a substantial expansion in dollar volume of trade from 1939 to 1948 according to preliminary figures from the 1948 Census of Business released today by the Bureau of the Census, U. S. Department of Commerce.

Retail sales in the county during 1948 aggregated \$26.8 million, an increase of 294 percent over the \$6.8 million in 1939, when the preceding Census of Business was taken. Wholesale sales in the county reached a total of \$11.8 million in 1948 as compared with \$2.5 million in 1939. The service trades included in the Census of Business recorded receipts totaling \$2.4 million in 1948 compared with \$0.3 million in 1939.

Employment in the county also rose over the 9-year period between 1939 and 1948 for the above trades. Establishments in these trades reported a combined total of 1,669 paid employees for the workweek ended nearest November 15, 1948. This compared with a total of 895 employees reported for the week of November 15, 1939.

These preliminary figures have been derived from a Census report on Hutchinson County, Texas, which also includes data for the city of Borger. Final figures, superseding the preliminary data for Hutchinson County, will be included in a Bulletin for the State of Texas to be issued in several months. Similar data will be made available this year in preliminary and final form for each of the counties and States. A single copy of the preliminary release for Hutchinson County as well as an order blank for other area releases may be obtained by writing to the Bureau of the Census, Washington 25, D.C.

Table 1.—CENSUS OF BUSINESS PRELIMINARY RESULTS FOR 1948, BY TRADE GROUP  
HUTCHINSON COUNTY, TEX.

Trade group and kind of business	Number of establishments	1948 sales and receipts (Thousand dollars)	Active proprietors of unincorporated businesses Nov. 1948	Paid employees, workweek ended nearest Nov. 15, 1948	
				Total employees <sup>1</sup>	Full workweek employees
RETAIL TRADE, total.....	272	26,765	252	1,207	994
Food group.....	53	6,422	48	187	152
Eating and drinking places.....	58	1,517	65	201	167
General merchandise grp, general stores.....	8	2,290	5	185	122
Apparel group.....	13	1,296	10	61	50
Furniture-home furnishgs-appliance grp.....	16	2,256	15	94	84
Automotive group.....	21	5,837	16	194	181
Gasoline service stations.....	38	1,674	41	72	64
Lumber-building-hardware group.....	18	2,469	15	68	48
Drug and proprietary stores.....	12	1,286	10	69	63
All other retail stores.....	35	1,718	27	76	63
WHOLESALE TRADE, total.....	36	11,777	29	151	x
Merchant wholesalers.....	25	8,539	20	118	x
Other types of wholesale.....	11	3,238	9	33	x
SELECTED SERVICE TRADES, <sup>2/</sup> total.....	108	2,366	115	311	296
Personal services.....	67	1,036	69	179	176
All other service trades.....	41	1,330	46	132	120
HOTELS.....	16	170	13	20	20

x Not available.

<sup>1/</sup> Includes employees paid for less than the full workweek.

<sup>2/</sup> See General Description on last page for changes from the 1939 Census of Business in the coverage of Service Trades.

Table 2.—CENSUS OF BUSINESS PRELIMINARY RESULTS FOR 1948 FOR CITIES OF 2,500 INHABITANTS OR MORE

## HUTCHINSON COUNTY, TEX.

(Data omitted for trade groups where necessary to avoid disclosure)

City and trade group <sup>1</sup>	Number of establishments	1948 sales and receipts (Thousand dollars)	Active proprietors of unincorporated businesses Nov. 1948	Paid employees, workweek ended nearest Nov. 15, 1948	
				Total employees <sup>2</sup>	Full workweek employees
<b>Borger:</b>					
Retail trade.....	229	24,574	209	1,121	921
Selected service trades....	88	2,187	94	285	270
<b>Remainder of county:</b>					
Retail trade.....	43	2,191	43	86	73
Selected service trades....	20	179	21	26	26

1/ See General Description on this page for changes from the 1939 Census of Business in the coverage of Service Trades.

2/ Includes employees paid for less than the full workweek.

## GENERAL DESCRIPTION OF PRELIMINARY RELEASES FOR THE 1948 CENSUS OF BUSINESS

This series of releases, of which one is planned for each county in the United States, presents preliminary results of the 1948 Census of Business. The information is based on reports submitted by business establishments for that Census. The figures shown are preliminary, and are subject to revision in the final Census publications, but the changes are expected to be relatively minor with respect to coverage. The final Census figures will be issued in a series of Business Census bulletins which will show additional detailed kind-of-business information for all places where there are a sufficient number of establishments.

The 1948 Census of Business was taken under the provision of the Act of June 19, 1948, which provides that the Business Census be taken for 1948 and for each fifth year thereafter. Previous Business Censuses were taken for the years 1929, 1933, 1935, and 1939.

**Scope of the Census.**—The 1948 Census of Business covered all establishments in the following trades, as defined by the Standard Industrial Classification Manual, May 1949 issue, of the Executive Office of the President: all retail trades; all wholesale trades; all service trades in the following four groups—personal services, business services, automobile repairs and services, and miscellaneous repair services; hotels; tourist courts and camps; and amusements, including motion picture theaters. Some important services not covered are radio broadcasting and television, medical and health, legal, educational, nonprofit, accounting, and domestic services.

This coverage is similar to that of the 1939 Business Census. However, "custom trades" and "services incidental to transportation," which are no longer included in the standard classification of the service trades, are not covered by the 1948 Census. In a number of localities, these exclusions as well as

other changes in the standard classification may have a considerable effect in comparing 1948 with 1939 data, particularly with respect to establishment count.

**Establishment definition.**—For Census purposes, a business establishment is defined to include only enterprises conducted from a recognizable place of business, provided that the annual sales were in excess of \$5,000 for a wholesale trade establishment and \$500 for establishments in other trades. A detailed analysis of coverage will be provided in future Census of Business publications.

"Number of establishments" is the number of separate business locations, rather than the number of business companies or organizations, since the Census figures represent information reported separately for each business location or establishment. The establishment count reflects the number of places in business at the end of 1948 excluding administrative and executive offices of multiunit organizations, and "chain store" warehouses.

**Sales and receipts.**—"1948 sales and receipts" represents sales of merchandise and receipts from repairs and other services to customers. The figures reflect deductions for returned goods and allowances, but not for trade-in allowances; they exclude sales and excise taxes collected from customers and paid directly to any taxing agency.

**Proprietors.**—"Active proprietors..." represents owners and partners of unincorporated businesses who devoted the major portion of their time to the business in November 1948.

**Employment.**—"Number of paid employees..." represents all employees on the pay roll for the pay period ending nearest November 15, 1948. "Full workweek" employees, whether regular or seasonal, are those who in the November 15 pay period were paid for working at least the number of hours typically worked in a week by employees of the reporting establishment.



# 1948 CENSUS OF BUSINESS

RETAIL, WHOLESALE, SERVICE TRADES

U. S. DEPARTMENT OF COMMERCE  
BUREAU OF THE CENSUS

## PRELIMINARY

For Release May 1, 1950

Release Series BC-1P-42-118

### IRION COUNTY, TEX.

Retail and service establishments located in Irion County, Texas, showed a substantial expansion in dollar volume of trade from 1939 to 1948 according to preliminary figures from the 1948 Census of Business released today by the Bureau of the Census, U. S. Department of Commerce.

Retail sales in the county during 1948 aggregated \$880,000, an increase of 189 percent over the \$305,000 in 1939, when the preceding Census of Business was taken. The service trades included in the Census of Business recorded receipts totaling \$54,000 in 1948 compared with \$5,000 in 1939.

Employment in the county decreased over the 9-year period between 1939 and 1948 for the above trades. Establishments in these trades reported a combined total of 29 paid employees for the workweek ended nearest November 15, 1948. This compared with a total of 37 employees reported for the week of November 15, 1939.

These preliminary figures have been derived from a Census report on Irion County, Texas. Final figures, superseding the preliminary data for Irion County, will be included in a Bulletin for the State of Texas to be issued in several months. Similar data will be made available this year in preliminary and final form for each of the counties and States. A single copy of the preliminary release for Irion County as well as an order blank for other area releases may be obtained by writing to the Bureau of the Census, Washington 25, D. C.

Table 1.—CENSUS OF BUSINESS PRELIMINARY RESULTS FOR 1948, BY TRADE GROUP

### IRION COUNTY, TEX.

Trade group and kind of business	Number of establishments	1948 sales and receipts (Thousand dollars)	Active proprietors of unincorporated businesses Nov. 1948	Paid employees, workweek ended nearest Nov. 15, 1948	
				Total employees <sup>1</sup>	Full workweek employees
RETAIL TRADE, total.....	26	880	28	28	26
Food group.....	6	240	9	6	6
Eating and drinking places.....	3	52	3	7	7
Gasoline service stations.....	8	172	8	4	3
All other retail stores.....	9	416	8	11	10
SELECTED SERVICE TRADES <sup>2/</sup> .....	8	54	8	1	1

<sup>1/</sup> Includes employees paid for less than the full workweek.

<sup>2/</sup> See General Description on last page for changes from the 1939 Census of Business in the coverage of Service Trades.

## GENERAL DESCRIPTION OF PRELIMINARY RELEASES FOR THE 1948 CENSUS OF BUSINESS

This series of releases, of which one is planned for each county in the United States, presents preliminary results of the 1948 Census of Business. The information is based on reports submitted by business establishments for that Census. The figures shown are preliminary, and are subject to revision in the final Census publications, but the changes are expected to be relatively minor with respect to coverage. The final Census figures will be issued in a series of Business Census bulletins which will show additional detailed kind-of-business information for all places where there are a sufficient number of establishments.

The 1948 Census of Business was taken under the provision of the Act of June 19, 1948, which provides that the Business Census be taken for 1948 and for each fifth year thereafter. Previous Business Censuses were taken for the years 1929, 1933, 1935, and 1939.

*Scope of the Census.*—The 1948 Census of Business covered all establishments in the following trades, as defined by the Standard Industrial Classification Manual, May 1949 issue, of the Executive Office of the President: all retail trades; all wholesale trades; all service trades in the following four groups—personal services, business services, automobile repairs and services, and miscellaneous repair services; hotels; tourist courts and camps; and amusements, including motion picture theaters. Some important services not covered are radio broadcasting and television, medical and health, legal, educational, nonprofit, accounting, and domestic services.

This coverage is similar to that of the 1939 Business Census. However, "custom trades" and "services incidental to transportation," which are no longer included in the standard classification of the service trades, are not covered by the 1948 Census. In a number of localities, these exclusions as well as other changes in the standard classification may have a considerable effect in comparing

1948 with 1939 data, particularly with respect to establishment count.

*Establishment definition.*—For Census purposes, a business establishment is defined to include only enterprises conducted from a recognizable place of business, provided that the annual sales were in excess of \$5,000 for a wholesale trade establishment and \$500 for establishments in other trades. A detailed analysis of coverage will be provided in future Census of Business publications.

"Number of establishments" is the number of separate business locations, rather than the number of business companies or organizations, since the Census figures represent information reported separately for each business location or establishment. The establishment count reflects the number of places in business at the end of 1948 excluding administrative and executive offices of multiunit organizations, and "chain store" warehouses.

*Sales and receipts.*—"1948 sales and receipts" represents sales of merchandise and receipts from repairs and other services to customers. The figures reflect deductions for returned goods and allowances, but not for trade-in allowances; they exclude sales and excise taxes collected from customers and paid directly to any taxing agency.

*Proprietors.*—"Active proprietors..." represents owners and partners of unincorporated businesses who devoted the major portion of their time to the business in November 1948.

*Employment.*—"Number of paid employees..." represents all employees on the pay roll for the pay period ending nearest November 15, 1948. "Full workweek" employees, whether regular or seasonal, are those who in the November 15 pay period were paid for working at least the number of hours typically worked in a week by employees of the reporting establishment.

# 1948 CENSUS OF BUSINESS

U. S. DEPARTMENT OF COMMERCE  
BUREAU OF THE CENSUS

RETAIL, WHOLESALE, SERVICE TRADES

## PRELIMINARY

For Release May 1, 1950

Release Series BC-1P-42-119

### JACK COUNTY, TEX.

Retail, wholesale, and service establishments located in Jack County, Texas, showed a substantial expansion in dollar volume of trade from 1939 to 1948 according to preliminary figures from the 1948 Census of Business released today by the Bureau of the Census, U. S. Department of Commerce.

Retail sales in the county during 1948 aggregated \$5.3 million, an increase of 179 percent over the \$1.9 million in 1939, when the preceding Census of Business was taken. Wholesale sales in the county reached a total of \$821,000 in 1948 as compared with \$274,000 in 1939. The service trades included in the Census of Business recorded receipts totaling \$175,000 in 1948 compared with \$76,000 in 1939.

Employment in the county also rose over the 9-year period between 1939 and 1948 for the above trades. Establishments in the trades reported a combined total of 301 paid employees for the workweek ended nearest November 15, 1948. This compared with a total of 223 employees reported for the week of November 15, 1939.

These preliminary figures have been derived from a Census report on Jack County, Texas. Final figures, superseding the preliminary data for Jack County, will be included in a Bulletin for the State of Texas to be issued in several months. Similar data will be made available this year in preliminary and final form for each of the counties and States. A single copy of the preliminary release for Jack County as well as an order blank for other area releases may be obtained by writing to the Bureau of the Census, Washington 25, D. C.

Table 1.—CENSUS OF BUSINESS PRELIMINARY RESULTS FOR 1948, BY TRADE GROUP  
JACK COUNTY, TEX.

Trade group and kind of business	Number of establishments	1948 sales and receipts (Thousand dollars)	Active proprietors of unincorporated businesses Nov. 1948	Paid employees, workweek ended nearest Nov. 15, 1948	
				Total employees <sup>1</sup>	Full workweek employees
RETAIL TRADE, total.....	142	5,331	154	262	195
Food group.....	32	1,257	34	34	20
Eating and drinking places.....	14	264	16	52	45
Gasoline service stations.....	30	590	31	37	29
All other retail stores.....	66	3,220	73	139	101
WHOLESALE TRADE.....	7	821	7	14	x
SELECTED SERVICE TRADES, <sup>2/</sup> total.....	37	175	39	25	23
Personal services.....	24	137	26	24	22
All other service trades.....	13	38	13	1	1

x Not available.

<sup>1/</sup> Includes employees paid for less than the full workweek.

<sup>2/</sup> See General Description on last page for changes from the 1939 Census of Business in the coverage of Service Trades.

## GENERAL DESCRIPTION OF PRELIMINARY RELEASES FOR THE 1948 CENSUS OF BUSINESS

This series of releases, of which one is planned for each county in the United States, presents preliminary results of the 1948 Census of Business. The information is based on reports submitted by business establishments for that Census. The figures shown are preliminary, and are subject to revision in the final Census publications, but the changes are expected to be relatively minor with respect to coverage. The final Census figures will be issued in a series of Business Census bulletins which will show additional detailed kind-of-business information for all places where there are a sufficient number of establishments.

The 1948 Census of Business was taken under the provision of the Act of June 19, 1948, which provides that the Business Census be taken for 1948 and for each fifth year thereafter. Previous Business Censuses were taken for the years 1929, 1933, 1935, and 1939.

*Scope of the Census.*—The 1948 Census of Business covered all establishments in the following trades, as defined by the Standard Industrial Classification Manual, May 1949 issue, of the Executive Office of the President: all retail trades; all wholesale trades; all service trades in the following four groups—personal services, business services, automobile repairs and services, and miscellaneous repair services; hotels; tourist courts and camps; and amusements, including motion picture theaters. Some important services not covered are radio broadcasting and television, medical and health, legal, educational, nonprofit, accounting, and domestic services.

This coverage is similar to that of the 1939 Business Census. However, "custom trades" and "services incidental to transportation," which are no longer included in the standard classification of the service trades, are not covered by the 1948 Census. In a number of localities, these exclusions as well as other changes in the standard classification may have a considerable effect in comparing

1948 with 1939 data, particularly with respect to establishment count.

*Establishment definition.*—For Census purposes, a business establishment is defined to include only enterprises conducted from a recognizable place of business, provided that the annual sales were in excess of \$5,000 for a wholesale trade establishment and \$500 for establishments in other trades. A detailed analysis of coverage will be provided in future Census of Business publications.

"Number of establishments" is the number of separate business locations, rather than the number of business companies or organizations, since the Census figures represent information reported separately for each business location or establishment. The establishment count reflects the number of places in business at the end of 1948 excluding administrative and executive offices of multiunit organizations, and "chain store" warehouses.

*Sales and receipts.*—"1948 sales and receipts" represents sales of merchandise and receipts from repairs and other services to customers. The figures reflect deductions for returned goods and allowances, but not for trade-in allowances; they exclude sales and excise taxes collected from customers and paid directly to any taxing agency.

*Proprietors.*—"Active proprietors..." represents owners and partners of unincorporated businesses who devoted the major portion of their time to the business in November 1948.

*Employment.*—"Number of paid employees..." represents all employees on the pay roll for the pay period ending nearest November 15, 1948. "Full workweek" employees, whether regular or seasonal, are those who in the November 15 pay period were paid for working at least the number of hours typically worked in a week by employees of the reporting establishment.

# 1948 CENSUS OF BUSINESS

RETAIL, WHOLESALE, SERVICE TRADES

U. S. DEPARTMENT OF COMMERCE  
BUREAU OF THE CENSUS

## PRELIMINARY

For Release May 1, 1950

Release Series BC-1P-42-120

### JACKSON COUNTY, TEX.

Retail, wholesale, and service establishments located in Jackson County, Texas, showed a substantial expansion in dollar volume of trade from 1939 to 1948 according to preliminary figures from the 1948 Census of Business released today by the Bureau of the Census, U. S. Department of Commerce.

Retail sales in the county during 1948 aggregated \$7.6 million, an increase of 262 percent over the \$2.1 million in 1939, when the preceding Census of Business was taken. Wholesale sales in the county reached a total of \$1.6 million in 1948 as compared with \$0.3 million in 1939. The service trades included in the Census of Business recorded receipts totaling \$287,000 in 1948 compared with \$54,000 in 1939.

Employment in the county also rose over the 9-year period between 1939 and 1948 for the above trades. Establishments in these trades reported a combined total of 395 paid employees for the workweek ended nearest November 15, 1948. This compared with a total of 304 employees reported for the week of November 15, 1939.

These preliminary figures have been derived from a Census report on Jackson County, Texas, which also includes data for the city of Edna. Final figures, superseding the preliminary data for Jackson County, will be included in a Bulletin for the State of Texas to be issued in several months. Similar data will be made available this year in preliminary and final form for each of the counties and States. A single copy of the preliminary release for Jackson County as well as an order blank for other area releases may be obtained by writing to the Bureau of the Census, Washington 25, D. C.

Table 1.—CENSUS OF BUSINESS PRELIMINARY RESULTS FOR 1948, BY TRADE GROUP

### JACKSON COUNTY, TEX.

Trade group and kind of business	Number of establishments	1948 sales and receipts (Thousand dollars)	Active proprietors of unincorporated businesses Nov. 1948	Paid employees, workweek ended nearest Nov. 15, 1948	
				Total employees <sup>1</sup>	Full workweek employees
RETAIL TRADE, total.....	152	7,647	159	324	264
Food group.....	41	2,075	40	56	43
Eating and drinking places.....	30	407	30	46	44
General merchandise grp, general stores.	12	776	10	39	33
Apparel group.....	7	272	8	19	11
Furniture-home furnishgs-appliance grp.	5	139	6	6	5
Automotive group.....	7	1,359	8	45	37
Gasoline service stations.....	15	556	16	40	32
Lumber-building-hardware group.....	11	1,213	15	34	30
Drug and proprietary stores.....	5	299	6	19	12
All other retail stores.....	19	551	20	20	17
WHOLESALE TRADE.....	8	1,565	5	19	x
SELECTED SERVICE TRADES, <sup>2/</sup> total.....	37	287	40	52	47
Personal services.....	22	140	24	35	31
All other service trades.....	15	147	16	17	16

x Not available.

<sup>1/</sup> Includes employees paid for less than the full workweek.

<sup>2/</sup> See General Description on last page for changes from the 1939 Census of Business in the coverage of Service Trades.

Table 2.—CENSUS OF BUSINESS PRELIMINARY RESULTS FOR 1948 FOR CITIES OF 2,500 INHABITANTS OR MORE

JACKSON COUNTY, TEX.

(Data omitted for trade groups where necessary to avoid disclosure)

City and trade group <sup>1</sup>	Number of establishments	1948 sales and receipts (Thousand dollars)	Active proprietors of unincorporated businesses Nov. 1948	Paid employees, workweek ended nearest Nov. 15, 1948	
				Total employees <sup>2</sup>	Full workweek employees
Edna:					
Retail trade.....	87	4,963	99	195	158
Selected service trades.....	21	172	22	35	32
Remainder of county:					
Retail trade.....	65	2,684	60	129	106
Selected service trades.....	16	115	18	17	15

- 1/ See General Description on this page for changes from the 1939 Census of Business in the coverage of Service Trades.
- 2/ Includes employees paid for less than the full workweek.

GENERAL DESCRIPTION OF PRELIMINARY RELEASES FOR THE 1948 CENSUS OF BUSINESS

This series of releases, of which one is planned for each county in the United States, presents preliminary results of the 1948 Census of Business. The information is based on reports submitted by business establishments for that Census. The figures shown are preliminary, and are subject to revision in the final Census publications, but the changes are expected to be relatively minor with respect to coverage. The final Census figures will be issued in a series of Business Census bulletins which will show additional detailed kind-of-business information for all places where there are a sufficient number of establishments.

The 1948 Census of Business was taken under the provision of the Act of June 19, 1948, which provides that the Business Census be taken for 1948 and for each fifth year thereafter. Previous Business Censuses were taken for the years 1929, 1933, 1935, and 1939.

**Scope of the Census.**—The 1948 Census of Business covered all establishments in the following trades, as defined by the Standard Industrial Classification Manual, May 1949 issue, of the Executive Office of the President: all retail trades; all wholesale trades; all service trades in the following four groups—personal services, business services, automobile repairs and services, and miscellaneous repair services; hotels; tourist courts and camps; and amusements, including motion picture theaters. Some important services not covered are radio broadcasting and television, medical and health, legal, educational, nonprofit, accounting, and domestic services.

This coverage is similar to that of the 1939 Business Census. However, "custom trades" and "services incidental to transportation," which are no longer included in the standard classification of the service trades, are not covered by the 1948 Census. In a number of localities, these exclusions as well as

other changes in the standard classification may have a considerable effect in comparing 1948 with 1939 data, particularly with respect to establishment count.

**Establishment definition.**—For Census purposes, a business establishment is defined to include only enterprises conducted from a recognizable place of business, provided that the annual sales were in excess of \$5,000 for a wholesale trade establishment and \$500 for establishments in other trades. A detailed analysis of coverage will be provided in future Census of Business publications.

"Number of establishments" is the number of separate business locations, rather than the number of business companies or organizations, since the Census figures represent information reported separately for each business location or establishment. The establishment count reflects the number of places in business at the end of 1948 excluding administrative and executive offices of multiunit organizations, and "chain store" warehouses.

**Sales and receipts.**—"1948 sales and receipts" represents sales of merchandise and receipts from repairs and other services to customers. The figures reflect deductions for returned goods and allowances, but not for trade-in allowances; they exclude sales and excise taxes collected from customers and paid directly to any taxing agency.

**Proprietors.**—"Active proprietors..." represents owners and partners of unincorporated businesses who devoted the major portion of their time to the business in November 1948.

**Employment.**—"Number of paid employees..." represents all employees on the pay roll for the pay period ending nearest November 15, 1948. "Full workweek" employees, whether regular or seasonal, are those who in the November 15 pay period were paid for working at least the number of hours typically worked in a week by employees of the reporting establishment.

# 1948 CENSUS OF BUSINESS

U. S. DEPARTMENT OF COMMERCE  
BUREAU OF THE CENSUS

RETAIL, WHOLESALE, SERVICE TRADES

## PRELIMINARY

For Release May 4, 1950

Release Series BC-1P-42-121

### JASPER COUNTY, TEX.

Retail, wholesale, and service establishments located in Jasper County, Texas, showed a substantial expansion in dollar volume of trade from 1939 to 1948 according to preliminary figures from the 1948 Census of Business released today by the Bureau of the Census, U. S. Department of Commerce.

Retail sales in the county during 1948 aggregated \$13.8 million, an increase of 345 percent over the \$3.1 million in 1939, when the preceding Census of Business was taken. Wholesale sales in the county reached a total of \$4.6 million in 1948 as compared with \$1.2 million in 1939. The service trades included in the Census of Business recorded receipts totaling \$512,000 in 1948 compared with \$111,000 in 1939.

Employment in the county also rose over the 9-year period between 1939 and 1948 for the above trades. Establishments in these trades reported a combined total of 717 paid employees for the workweek ended nearest November 15, 1948. This compared with a total of 389 employees reported for the week of November 15, 1939.

These preliminary figures have been derived from a Census report on Jasper County, Texas, which also includes data for the city of Jasper. Final figures, superseding the preliminary data for Jasper County, will be included in a Bulletin for the State of Texas to be issued in several months. Similar data will be made available this year in preliminary and final form for each of the counties and States. A single copy of the preliminary release for Jasper County as well as an order blank for other area releases may be obtained by writing to the Bureau of the Census, Washington 25, D. C.

Table 1.—CENSUS OF BUSINESS PRELIMINARY RESULTS FOR 1948, BY TRADE GROUP  
JASPER COUNTY, TEX.

Trade group and kind of business	Number of establishments	1948 sales and receipts (Thousand dollars)	Active proprietors of unincorporated businesses Nov. 1948	Paid employees, workweek ended nearest Nov. 15, 1948	
				Total employees <sup>1</sup>	Full workweek employees
RETAIL TRADE, total.....	245	13,834	261	566	484
Food group.....	95	3,297	100	67	55
Eating and drinking places.....	30	451	30	86	64
General merchandise grp, general stores	17	2,285	14	92	69
Apparel group.....	6	426	8	17	16
Furniture-home furnishings-appliance grp	14	662	14	41	36
Automotive group.....	26	4,210	32	139	135
Gasoline service stations.....	21	742	23	43	39
Lumber-building-hardware group.....	8	630	9	21	21
Drug and proprietary stores.....	7	460	9	40	32
All other retail stores.....	21	671	22	20	17
WHOLESALE TRADE.....	17	4,600	14	62	x
SELECTED SERVICE TRADES, <sup>2</sup> /total.....	55	512	58	89	69
Personal services.....	33	339	32	70	53
All other service trades.....	22	173	26	19	16
HOTELS.....					

Data withheld to avoid disclosure

x Not available.

<sup>1</sup>/ Includes employees paid for less than the full workweek.

<sup>2</sup>/ See General Description on last page for changes from the 1939 Census of Business in the coverage of Service Trades.

Table 2.—CENSUS OF BUSINESS PRELIMINARY RESULTS FOR 1948 FOR CITIES OF 2,500 INHABITANTS OR MORE

## JASPER COUNTY, TEX.

(Data omitted for trade groups where necessary to avoid disclosure)

City and trade group <sup>1</sup>	Number of establishments	1948 sales and receipts (Thousand dollars)	Active proprietors of unincorporated businesses Nov. 1948	Paid employees, workweek ended nearest Nov. 15, 1948	
				Total employees <sup>2</sup>	Full workweek employees
<b>Jasper:</b>					
Retail trade.....	107	7,977	116	362	318
Selected service trades.	31	365	34	66	47
Hotels.....	5	49	5	10	6
<b>Remainder of county:</b>					
Retail trade.....	138	5,857	145	204	166
Selected service trades.	24	147	24	23	22

1/ See General Description on this page for changes from the 1939 Census of Business in the coverage of Service Trades.

2/ Includes employees paid for less than the full workweek.

## GENERAL DESCRIPTION OF PRELIMINARY RELEASES FOR THE 1948 CENSUS OF BUSINESS

This series of releases, of which one is planned for each county in the United States, presents preliminary results of the 1948 Census of Business. The information is based on reports submitted by business establishments for that Census. The figures shown are preliminary, and are subject to revision in the final Census publications, but the changes are expected to be relatively minor with respect to coverage. The final Census figures will be issued in a series of Business Census bulletins which will show additional detailed kind-of-business information for all places where there are a sufficient number of establishments.

The 1948 Census of Business was taken under the provision of the Act of June 19, 1948, which provides that the Business Census be taken for 1948 and for each fifth year thereafter. Previous Business Censuses were taken for the years 1929, 1933, 1935, and 1939.

**Scope of the Census.**—The 1948 Census of Business covered all establishments in the following trades, as defined by the Standard Industrial Classification Manual, May 1949 issue, of the Executive Office of the President: all retail trades; all wholesale trades; all service trades in the following four groups—personal services, business services, automobile repairs and services, and miscellaneous repair services; hotels; tourist courts and camps; and amusements, including motion picture theaters. Some important services not covered are radio broadcasting and television, medical and health, legal, educational, nonprofit, accounting, and domestic services.

This coverage is similar to that of the 1939 Business Census. However, "custom trades" and "services incidental to transportation," which are no longer included in the standard classification of the service trades, are not covered by the 1948 Census. In a number of localities, these exclusions as well as

other changes in the standard classification may have a considerable effect in comparing 1948 with 1939 data, particularly with respect to establishment count.

**Establishment definition.**—For Census purposes, a business establishment is defined to include only enterprises conducted from a recognizable place of business, provided that the annual sales were in excess of \$5,000 for a wholesale trade establishment and \$500 for establishments in other trades. A detailed analysis of coverage will be provided in future Census of Business publications.

"Number of establishments" is the number of separate business locations, rather than the number of business companies or organizations, since the Census figures represent information reported separately for each business location or establishment. The establishment count reflects the number of places in business at the end of 1948 excluding administrative and executive offices of multiunit organizations, and "chain store" warehouses.

**Sales and receipts.**—"1948 sales and receipts" represents sales of merchandise and receipts from repairs and other services to customers. The figures reflect deductions for returned goods and allowances, but not for trade-in allowances; they exclude sales and excise taxes collected from customers and paid directly to any taxing agency.

**Proprietors.**—"Active proprietors..." represents owners and partners of unincorporated businesses who devoted the major portion of their time to the business in November 1948.

**Employment.**—"Number of paid employees..." represents all employees on the pay roll for the pay period ending nearest November 15, 1948. "Full workweek" employees, whether regular or seasonal, are those who in the November 15 pay period were paid for working at least the number of hours typically worked in a week by employees of the reporting establishment.



# 1948 CENSUS OF BUSINESS

RETAIL, WHOLESALE, SERVICE TRADES

U. S. DEPARTMENT OF COMMERCE  
BUREAU OF THE CENSUS

## PRELIMINARY

For Release May 1, 1950

Release Series BC-1P-42-122

### JEFF DAVIS COUNTY, TEX.

Retail establishments located in Jeff Davis County, Texas, showed a substantial expansion in dollar volume of trade from 1939 to 1948 according to preliminary figures from the 1948 Census of Business released today by the Bureau of the Census, U. S. Department of Commerce.

Retail sales in the county during 1948 aggregated \$720,000, an increase of 180 percent over the \$257,000 in 1939, when the preceding Census of Business was taken.

Employment in the county decreased over the 9-year period between 1939 and 1948 for the above trade. Retail establishments reported a total of 26 paid employees for the workweek ended nearest November 15, 1948. This compared with a total of 30 employees reported for the week of November 15, 1939.

These preliminary figures have been derived from a Census report on Jeff Davis County, Texas. Final figures, superseding the preliminary data for Jeff Davis County, will be included in a Bulletin for the State of Texas to be issued in several months. Similar data will be made available this year in preliminary and final form for each of the counties and States. A single copy of the preliminary release for Jeff Davis County as well as an order blank for other area releases may be obtained by writing to the Bureau of the Census, Washington 25, D. C.

Table 1.—CENSUS OF BUSINESS PRELIMINARY RESULTS FOR 1948, BY TRADE GROUP  
JEFF DAVIS COUNTY, TEX.

Trade group and kind of business	Number of establishments	1948 sales and receipts (Thousand dollars)	Active proprietors of unincorporated businesses Nov. 1948	Paid employees, workweek ended nearest Nov. 15, 1948	
				Total employees <sup>1</sup>	Full workweek employees
RETAIL TRADE, total.....	27	720	29	26	24
Food group.....	8	245	9	5	4
Eating and drinking places.....	6	78	5	14	13
Gasoline service stations.....	5	99	5	1	1
All other retail stores.....	8	298	10	6	6

<sup>1</sup>/ Includes employees paid for less than the full workweek.

90574

GENERAL DESCRIPTION OF PRELIMINARY RELEASES FOR THE  
1948 CENSUS OF BUSINESS

This series of releases, of which one is planned for each county in the United States, presents preliminary results of the 1948 Census of Business. The information is based on reports submitted by business establishments for that Census. The figures shown are preliminary, and are subject to revision in the final Census publications, but the changes are expected to be relatively minor with respect to coverage. The final Census figures will be issued in a series of Business Census bulletins which will show additional detailed kind-of-business information for all places where there are a sufficient number of establishments.

The 1948 Census of Business was taken under the provision of the Act of June 19, 1948, which provides that the Business Census be taken for 1948 and for each fifth year thereafter. Previous Business Censuses were taken for the years 1929, 1933, 1935, and 1939.

*Scope of the Census.*—The 1948 Census of Business covered all establishments in the following trades, as defined by the Standard Industrial Classification Manual, May 1949 issue, of the Executive Office of the President: all retail trades; all wholesale trades; all service trades in the following four groups—personal services, business services, automobile repairs and services, and miscellaneous repair services; hotels; tourist courts and camps; and amusements, including motion picture theaters. Some important services not covered are radio broadcasting and television, medical and health, legal, educational, nonprofit, accounting, and domestic services.

This coverage is similar to that of the 1939 Business Census. However, "custom trades" and "services incidental to transportation," which are no longer included in the standard classification of the service trades, are not covered by the 1948 Census. In a number of localities, these exclusions as well as other changes in the standard classification may have a considerable effect in comparing

1948 with 1939 data, particularly with respect to establishment count.

*Establishment definition.*—For Census purposes, a business establishment is defined to include only enterprises conducted from a recognizable place of business, provided that the annual sales were in excess of \$5,000 for a wholesale trade establishment and \$500 for establishments in other trades. A detailed analysis of coverage will be provided in future Census of Business publications.

"Number of establishments" is the number of separate business locations, rather than the number of business companies or organizations, since the Census figures represent information reported separately for each business location or establishment. The establishment count reflects the number of places in business at the end of 1948 excluding administrative and executive offices of multiunit organizations, and "chain store" warehouses.

*Sales and receipts.*—"1948 sales and receipts" represents sales of merchandise and receipts from repairs and other services to customers. The figures reflect deductions for returned goods and allowances, but not for trade-in allowances; they exclude sales and excise taxes collected from customers and paid directly to any taxing agency.

*Proprietors.*—"Active proprietors..." represents owners and partners of unincorporated businesses who devoted the major portion of their time to the business in November 1948.

*Employment.*—"Number of paid employees..." represents all employees on the pay roll for the pay period ending nearest November 15, 1948. "Full workweek" employees, whether regular or seasonal, are those who in the November 15 pay period were paid for working at least the number of hours typically worked in a week by employees of the reporting establishment.

# 1948 CENSUS OF BUSINESS

RETAIL, WHOLESALE, SERVICE TRADES

U. S. DEPARTMENT OF COMMERCE  
BUREAU OF THE CENSUS

## PRELIMINARY

For Release May 22, 1950

Release Series BC-1P-42-123

### JEFFERSON COUNTY, TEX.

Retail, wholesale, and service establishments located in Jefferson County, Texas, showed a substantial expansion in dollar volume of trade from 1939 to 1948 according to preliminary figures from the 1948 Census of Business released today by the Bureau of the Census, U. S. Department of Commerce.

Retail sales in the county during 1948 aggregated \$192.8 million, an increase of 254 percent over the \$54.5 million in 1939, when the preceding Census of Business was taken. Wholesale sales in the county reached a total of \$117.1 million in 1948 as compared with \$35.4 million in 1939. The service trades included in the Census of Business recorded receipts totaling \$11.3 million in 1948 compared with \$2.9 million in 1939.

Employment in the county also rose over the 9-year period between 1939 and 1948 for the above trades. Establishments in these trades reported a combined total of 15,263 paid employees for the workweek ended nearest November 15, 1948. This compared with a total of 9,552 employees reported for the week of November 15, 1939.

These preliminary figures have been derived from a Census report on Jefferson County, Texas, which also includes data for the cities of Beaumont and Port Arthur. Final figures, superseding the preliminary data for Jefferson County, will be included in a Bulletin for the State of Texas to be issued in several months. Similar data will be made available this year in preliminary and final form for each of the counties and States. A single copy of the preliminary release for Jefferson County as well as an order blank for other area releases may be obtained by writing to the Bureau of the Census, Washington 25, D. C.

91686

Table 1.—CENSUS OF BUSINESS PRELIMINARY RESULTS FOR 1948, BY TRADE GROUP  
JEFFERSON COUNTY, TEX.

Trade group and kind of business	Number of establishments	1948 sales and receipts (Thousand dollars)	Active proprietors of unincorporated businesses Nov. 1948	Paid employees, workweek ended nearest Nov. 15, 1948	
				Total employees <sup>1</sup>	Full workweek employees
RETAIL TRADE, total.....	2,437	192,816	2,189	10,786	9,153
Food group.....	701	43,607	680	1,435	1,110
Eating and drinking places.....	505	13,263	478	2,217	1,989
General merchandise grp, general stores	56	25,488	31	1,968	1,500
Apparel group.....	125	15,464	79	966	773
Furniture-home furnishings-appliance grp	136	13,222	117	675	651
Automotive group.....	131	34,888	110	994	939
Gasoline service stations.....	235	7,924	241	519	434
Lumber-building-hardware group.....	114	16,200	95	720	662
Drug and proprietary stores.....	75	6,435	58	580	439
All other retail stores.....	359	16,325	300	712	656
WHOLESALE TRADE, total.....	228	117,113	150	2,395	x
Merchant wholesalers, total.....	167	72,751	116	1,762	x
Groceries, foods.....	36	19,419	38	486	x
Hardware, elec'l, plum'g and heating	13	9,422	7	159	x
Mach'y, equip't, industrial supplies	38	13,586	21	304	x
Automotive parts, accessories.....	20	3,989	13	201	x
All other merchant wholesalers.....	60	26,335	37	612	x
Manufact'rs' sales branches, offices..	29	22,635	1	423	x
Petroleum bulk plants, terminals.....	20	13,296	20	124	x
Other types of wholesale.....	12	8,431	13	86	x
SELECTED SERVICE TRADES, <sup>2/</sup> total.....	760	11,320	733	2,082	1,867
Personal services.....	440	6,024	426	1,488	1,314
Business services.....	39	1,072	34	149	144
Automotive repairs and service.....	139	2,156	138	238	220
Other repair services.....	142	2,068	135	207	189
HOTELS.....		Data withheld to avoid disclosure			
TOURIST COURTS AND CAMPS.....	31	476	28	86	66

x Not available.

<sup>1/</sup> Includes employees paid for less than the full workweek.

<sup>2/</sup> See General Description on last page for changes from the 1939 Census of Business in the coverage of Service Trades.

Table 2.—CENSUS OF BUSINESS PRELIMINARY RESULTS FOR 1948 FOR CITIES OF 2,500 INHABITANTS OR MORE

JEFFERSON COUNTY, TEX.

(Data omitted for trade groups where necessary to avoid disclosure)

City and trade group <sup>1</sup>	Number of establishments	1948 sales and receipts (Thousand dollars)	Active proprietors of unincorporated businesses Nov. 1948	Paid employees, workweek ended nearest Nov. 15, 1948	
				Total employees <sup>2</sup>	Full workweek employees
<b>Beaumont:</b>					
Retail trade.....	1,285	114,005	1,107	6,615	5,621
Wholesale trade.....	169	95,585	112	2,062	x
Selected service trades....	431	7,111	403	1,283	1,180
Hotels.....	22	1,283	18	385	375
Tourist courts and camps...	15	327	15	58	45
<b>Port Arthur:</b>					
Retail trade.....	737	62,575	676	3,353	2,831
Wholesale trade.....	51	20,466	33	304	x
Selected service trades....	249	3,535	251	707	605
Hotels.....	15	151	16	32	29
Tourist courts and camps...		Included with "Remainder of county"			
<b>Remainder of county:</b>					
Retail trade.....	415	16,236	406	818	701
Wholesale trade.....	8	1,062	5	29	x
Selected service trades....	80	674	79	92	82
Tourist courts and camps...	16	149	13	28	21

x Not available.

1/ See General Description on this page for changes from the 1939 Census of Business in the coverage of Service Trades.

2/ Includes employees paid for less than the full workweek.

3/ Except as indicated above, includes figures for establishments, other than wholesale, not located in cities of 2,500 inhabitants or more, and wholesale establishments not located in cities of 5,000 inhabitants or more.

GENERAL DESCRIPTION OF PRELIMINARY RELEASES FOR THE 1948 CENSUS OF BUSINESS

This series of releases, of which one is planned for each county in the United States, presents preliminary results of the 1948 Census of Business. The information is based on reports submitted by business establishments for that Census. The figures shown are preliminary, and are subject to revision in the final Census publications, but the changes are expected to be relatively minor with respect to coverage. The final Census figures will be issued in a series of Business Census bulletins which will show additional detailed kind-of-business information for all places where there are a sufficient number of establishments.

The 1948 Census of Business was taken under the provision of the Act of June 19, 1948, which provides that the Business Census be taken for 1948 and for each fifth year thereafter. Previous Business Censuses were taken for the years 1929, 1933, 1935, and 1939.

**Scope of the Census.**—The 1948 Census of Business covered all establishments in the following trades, as defined by the Standard Industrial Classification Manual, May 1949 issue, of the Executive Office of the President: all retail trades; all wholesale trades; all service trades in the following four groups—personal services, business services, automobile repairs and services, and miscellaneous repair services; hotels; tourist courts and camps; and amusements, including motion picture theaters. Some important services not covered are radio broadcasting and television, medical and health, legal, educational, nonprofit, accounting, and domestic services.

This coverage is similar to that of the 1939 Business Census. However, "custom trades" and "services incidental to transportation," which are no longer included in the standard classification of the service trades, are not covered by the 1948 Census. In a number of localities, these exclusions as well as

other changes in the standard classification may have a considerable effect in comparing 1948 with 1939 data, particularly with respect to establishment count.


**Establishment definition.**—For Census purposes, a business establishment is defined to include only enterprises conducted from a recognizable place of business, provided that the annual sales were in excess of \$5,000 for a wholesale trade establishment and \$500 for establishments in other trades. A detailed analysis of coverage will be provided in future Census of Business publications.

"Number of establishments" is the number of separate business locations, rather than the number of business companies or organizations, since the Census figures represent information reported separately for each business location or establishment. The establishment count reflects the number of places in business at the end of 1948 excluding administrative and executive offices of multiunit organizations, and "chain store" warehouses.

**Sales and receipts.**—"1948 sales and receipts" represents sales of merchandise and receipts from repairs and other services to customers. The figures reflect deductions for returned goods and allowances, but not for trade-in allowances; they exclude sales and excise taxes collected from customers and paid directly to any taxing agency.

**Proprietors.**—"Active proprietors..." represents owners and partners of unincorporated businesses who devoted the major portion of their time to the business in November 1948.

**Employment.**—"Number of paid employees..." represents all employees on the pay roll for the pay period ending nearest November 15, 1948. "Full workweek" employees, whether regular or seasonal, are those who in the November 15 pay period were paid for working at least the number of hours typically worked in a week by employees of the reporting establishment.



# 1948 CENSUS OF BUSINESS

RETAIL, WHOLESALE, SERVICE TRADES

U. S. DEPARTMENT OF COMMERCE  
BUREAU OF THE CENSUS

## PRELIMINARY

For Release May 22, 1950

Release Series BC-1P-42-124

### JIM HOGG COUNTY, TEX.

Retail, wholesale, and service establishments located in Jim Hogg County, Texas, showed a substantial expansion in dollar volume of trade from 1939 to 1948 according to preliminary figures from the 1948 Census of Business released today by the Bureau of the Census, U. S. Department of Commerce.

Retail sales in the county during 1948 aggregated \$3.2 million, an increase of 113 percent over the \$1.5 million in 1939, when the preceding Census of Business was taken. Wholesale sales in the county reached a total of \$1.9 million in 1948 as compared with \$0.8 million in 1939. The service trades included in the Census of Business recorded receipts totaling \$184,000 in 1948 compared with \$33,000 in 1939.

Employment in the county decreased over the 9-year period between 1939 and 1948 for the above trades. Establishments in these trades reported a combined total of 200 paid employees for the workweek ended nearest November 15, 1948. This compared with a total of 223 employees reported for the week of November 15, 1939.

These preliminary figures have been derived from a Census report on Jim Hogg County, Texas. Final figures, superseding the preliminary data for Jim Hogg County, will be included in a Bulletin for the State of Texas to be issued in several months. Similar data will be made available this year in preliminary and final form for each of the counties and States. A single copy of the preliminary release for Jim Hogg County as well as an order blank for other area releases may be obtained by writing to the Bureau of the Census, Washington 25, D. C.

Table 1.—CENSUS OF BUSINESS PRELIMINARY RESULTS FOR 1948, BY TRADE GROUP

### JIM HOGG COUNTY, TEX.

Trade group and kind of business	Number of establishments	1948 sales and receipts (Thousand dollars)	Active proprietors of unincorporated businesses Nov. 1948	Paid employees, workweek ended nearest Nov. 15, 1948	
				Total employees <sup>1</sup>	Full workweek employees
RETAIL TRADE, total.....	86	3,162	84	149	132
Food group.....	28	787	30	18	17
Eating and drinking places.....	21	159	18	14	11
Gasoline service stations.....	11	254	11	17	16
All other retail stores.....	26	1,962	25	100	88
WHOLESALE TRADE.....	11	1,908	8	28	x
SELECTED SERVICE TRADES, <sup>2</sup> /total.....	24	184	32	23	22
Personal services.....	15	51	20	8	7
All other service trades.....	9	133	12	15	15

x Not available.

<sup>1</sup>/ Includes employees paid for less than the full workweek.

<sup>2</sup>/ See General Description on last page for changes from the 1939 Census of Business in the coverage of Service Trades.

## GENERAL DESCRIPTION OF PRELIMINARY RELEASES FOR THE 1948 CENSUS OF BUSINESS

This series of releases, of which one is planned for each county in the United States, presents preliminary results of the 1948 Census of Business. The information is based on reports submitted by business establishments for that Census. The figures shown are preliminary, and are subject to revision in the final Census publications, but the changes are expected to be relatively minor with respect to coverage. The final Census figures will be issued in a series of Business Census bulletins which will show additional detailed kind-of-business information for all places where there are a sufficient number of establishments.

The 1948 Census of Business was taken under the provision of the Act of June 19, 1948, which provides that the Business Census be taken for 1948 and for each fifth year thereafter. Previous Business Censuses were taken for the years 1929, 1933, 1935, and 1939.

*Scope of the Census.*—The 1948 Census of Business covered all establishments in the following trades, as defined by the Standard Industrial Classification Manual, May 1949 issue, of the Executive Office of the President: all retail trades; all wholesale trades; all service trades in the following four groups—personal services, business services, automobile repairs and services, and miscellaneous repair services; hotels; tourist courts and camps; and amusements, including motion picture theaters. Some important services not covered are radio broadcasting and television, medical and health, legal, educational, nonprofit, accounting, and domestic services.

This coverage is similar to that of the 1939 Business Census. However, "custom trades" and "services incidental to transportation," which are no longer included in the standard classification of the service trades, are not covered by the 1948 Census. In a number of localities, these exclusions as well as other changes in the standard classification may have a considerable effect in comparing

1948 with 1939 data, particularly with respect to establishment count.

*Establishment definition.*—For Census purposes, a business establishment is defined to include only enterprises conducted from a recognizable place of business, provided that the annual sales were in excess of \$5,000 for a wholesale trade establishment and \$500 for establishments in other trades. A detailed analysis of coverage will be provided in future Census of Business publications.

"Number of establishments" is the number of separate business locations, rather than the number of business companies or organizations, since the Census figures represent information reported separately for each business location or establishment. The establishment count reflects the number of places in business at the end of 1948 excluding administrative and executive offices of multiunit organizations, and "chain store" warehouses.

*Sales and receipts.*—"1948 sales and receipts" represents sales of merchandise and receipts from repairs and other services to customers. The figures reflect deductions for returned goods and allowances, but not for trade-in allowances; they exclude sales and excise taxes collected from customers and paid directly to any taxing agency.

*Proprietors.*—"Active proprietors..." represents owners and partners of unincorporated businesses who devoted the major portion of their time to the business in November 1948.

*Employment.*—"Number of paid employees..." represents all employees on the pay roll for the pay period ending nearest November 15, 1948. "Full workweek" employees, whether regular or seasonal, are those who in the November 15 pay period were paid for working at least the number of hours typically worked in a week by employees of the reporting establishment.



# 1948 CENSUS OF BUSINESS

RETAIL, WHOLESALE, SERVICE TRADES

U. S. DEPARTMENT OF COMMERCE  
BUREAU OF THE CENSUS

## PRELIMINARY

For Release May 15, 1950

Release Series BC-1P-42-125

### JIM WELLS COUNTY, TEX.

Retail, wholesale, and service establishments located in Jim Wells County, Texas, showed a substantial expansion in dollar volume of trade from 1939 to 1948 according to preliminary figures from the 1948 Census of Business released today by the Bureau of the Census, U. S. Department of Commerce.

Retail sales in the county during 1948 aggregated \$21.7 million, an increase of 274 percent over the \$5.8 million in 1939, when the preceding Census of Business was taken. Wholesale sales in the county reached a total of \$27.4 million in 1948 as compared with \$3.5 million in 1939. The service trades included in the Census of Business recorded receipts totaling \$1.5 million in 1948 compared with \$0.2 million in 1939.

Employment in the county also rose over the 9-year period between 1939 and 1948 for the above trades. Establishments in these trades reported a combined total of 1,690 paid employees for the workweek ended nearest November 15, 1948. This compared with a total of 918 employees reported for the week of November 15, 1939.

These preliminary figures have been derived from a Census report on Jim Wells County, Texas, which also includes data for the city of Alice. Final figures, superseding the preliminary data for Jim Wells County, will be included in a Bulletin for the State of Texas to be issued in several months. Similar data will be made available this year in preliminary and final form for each of the counties and States. A single copy of the preliminary release for Jim Wells County as well as an order blank for other area releases may be obtained by writing to the Bureau of the Census, Washington 25, D. C.

Table 1.—CENSUS OF BUSINESS PRELIMINARY RESULTS FOR 1948, BY TRADE GROUP

### JIM WELLS COUNTY, TEX.

Trade group and kind of business	Number of establishments	1948 sales and receipts (Thousand dollars)	Active proprietors of unincorporated businesses Nov. 1948	Paid employees, workweek ended nearest Nov. 15, 1948	
				Total employees <sup>1</sup>	Full workweek employees
RETAIL TRADE, total.....	385	21,679	377	1,106	959
Food group.....	116	4,970	121	155	131
Eating and drinking places.....	101	1,591	103	236	207
General merchandise grp, general stores.....	13	2,135	11	121	80
Apparel group.....	13	700	12	39	37
Furniture-home furnishings-appliance grp.....	11	551	9	27	25
Automotive group.....	20	4,141	16	161	152
Gasoline service stations.....	41	1,532	40	92	84
Lumber-building-hardware group.....	24	4,125	19	174	157
Drug and proprietary stores.....	11	816	12	60	55
All other retail stores.....	35	1,118	34	41	31
WHOLESALE TRADE, <sup>2</sup> /total.....	58	27,351	28	388	x
Merchant wholesalers.....	39	15,245	20	245	x
Petroleum bulk plants, terminals.....	9	2,328	7	29	x
Other types of wholesale.....	10	9,778	1	114	x
SELECTED SERVICE TRADES, <sup>2</sup> /total.....	107	1,505	110	196	182
Personal services.....	52	440	54	111	102
All other service trades.....	55	1,065	56	85	80
TOURIST COURTS AND CAMPS.....	16	176	16	17	14

x Not available.

<sup>1</sup>/ Includes employees paid for less than the full workweek.

<sup>2</sup>/ See General Description on last page for changes from the 1939 Census of Business in the coverage of Service Trades.

Table 2.—CENSUS OF BUSINESS PRELIMINARY RESULTS FOR 1948 FOR CITIES OF 2,500 INHABITANTS OR MORE  
JIM WELLS COUNTY, TEX.

(Data omitted for trade groups where necessary to avoid disclosure)

City and trade group	Number of establishments	1948 sales and receipts (Thousand dollars)	Active proprietors of unincorporated businesses Nov. 1948	Paid employees, workweek ended nearest Nov. 15, 1948	
				Total employees <sup>1</sup>	Full workweek employees
Alice:					
Retail trade.....	264	17,266	259	899	792
Wholesale trade.....	42	15,601	23	246	x
Remainder of county:					
Retail trade.....	121	4,413	118	207	167
Wholesale trade.....	16	11,750	5	142	x

x Not available.

<sup>1</sup>/ Includes employees paid for less than the full workweek.

### GENERAL DESCRIPTION OF PRELIMINARY RELEASES FOR THE 1948 CENSUS OF BUSINESS

This series of releases, of which one is planned for each county in the United States, presents preliminary results of the 1948 Census of Business. The information is based on reports submitted by business establishments for that Census. The figures shown are preliminary, and are subject to revision in the final Census publications, but the changes are expected to be relatively minor with respect to coverage. The final Census figures will be issued in a series of Business Census bulletins which will show additional detailed kind-of-business information for all places where there are a sufficient number of establishments.

The 1948 Census of Business was taken under the provision of the Act of June 19, 1948, which provides that the Business Census be taken for 1948 and for each fifth year thereafter. Previous Business Censuses were taken for the years 1929, 1933, 1935, and 1939.

**Scope of the Census.**—The 1948 Census of Business covered all establishments in the following trades, as defined by the Standard Industrial Classification Manual, May 1949 issue, of the Executive Office of the President: all retail trades; all wholesale trades; all service trades in the following four groups—personal services, business services, automobile repairs and services, and miscellaneous repair services; hotels; tourist courts and camps; and amusements, including motion picture theaters. Some important services not covered are radio broadcasting and television, medical and health, legal, educational, nonprofit, accounting, and domestic services.

This coverage is similar to that of the 1939 Business Census. However, "custom trades" and "services incidental to transportation," which are no longer included in the standard classification of the service trades, are not covered by the 1948 Census. In a number of localities, these exclusions as well as

other changes in the standard classification may have a considerable effect in comparing 1948 with 1939 data, particularly with respect to establishment count.

**Establishment definition.**—For Census purposes, a business establishment is defined to include only enterprises conducted from a recognizable place of business, provided that the annual sales were in excess of \$5,000 for a wholesale trade establishment and \$500 for establishments in other trades. A detailed analysis of coverage will be provided in future Censuses of Business publications.

"Number of establishments" is the number of separate business locations, rather than the number of business companies or organizations, since the Census figures represent information reported separately for each business location or establishment. The establishment count reflects the number of places in business at the end of 1948 excluding administrative and executive offices of multiunit organizations, and "chain store" warehouses.

**Sales and receipts.**—"1948 sales and receipts" represents sales of merchandise and receipts from repairs and other services to customers. The figures reflect deductions for returned goods and allowances, but not for trade-in allowances; they exclude sales and excise taxes collected from customers and paid directly to any taxing agency.

**Proprietors.**—"Active proprietors..." represents owners and partners of unincorporated businesses who devoted the major portion of their time to the business in November 1948.

**Employment.**—"Number of paid employees..." represents all employees on the pay roll for the pay period ending nearest November 15, 1948. "Full workweek" employees, whether regular or seasonal, are those who in the November 15 pay period were paid for working at least the number of hours typically worked in a week by employees of the reporting establishment.

# 1948 CENSUS OF BUSINESS

RETAIL, WHOLESALE, SERVICE TRADES

U. S. DEPARTMENT OF COMMERCE  
BUREAU OF THE CENSUS

## PRELIMINARY

For Release May 8, 1950

Release Series BC-1P-42-126

### JOHNSON COUNTY, TEX.

Retail, wholesale, and service establishments located in Johnson County, Texas, showed a substantial expansion in dollar volume of trade from 1939 to 1948 according to preliminary figures from the 1948 Census of Business released today by the Bureau of the Census, U. S. Department of Commerce.

Retail sales in the county during 1948 aggregated \$21.3 million, an increase of 228 percent over the \$6.5 million in 1939, when the preceding Census of Business was taken. Wholesale sales in the county reached a total of \$5.7 million in 1948 as compared with \$2.3 million in 1939. The service trades included in the Census of Business recorded receipts totaling \$946,000 in 1948 compared with \$342,000 in 1939.

Employment in the county also rose over the 9-year period between 1939 and 1948 for the above trades. Establishments in these trades reported a combined total of 1,312 paid employees for the workweek ended nearest November 15, 1948. This compared with a total of 941 employees reported for the week of November 15, 1939.

These preliminary figures have been derived from a Census report on Johnson County, Texas, which also includes data for the city of Cleburne. Final figures, superseding the preliminary data for Johnson County, will be included in a Bulletin for the State of Texas to be issued in several months. Similar data will be made available this year in preliminary and final form for each of the counties and States. A single copy of the preliminary release for Johnson County as well as an order blank for other area releases may be obtained by writing to the Bureau of the Census, Washington 25, D. C.

Table 1.—CENSUS OF BUSINESS PRELIMINARY RESULTS FOR 1948, BY TRADE GROUP  
JOHNSON COUNTY, TEX.

Trade group and kind of business	Number of establishments	1948 sales and receipts (Thousand dollars)	Active proprietors of unincorporated businesses Nov. 1948	Paid employees, workweek ended nearest Nov. 15, 1948	
				Total employees <sup>1</sup>	Full workweek employees
RETAIL TRADE, total.....	421	21,336	453	997	786
Food group.....	111	5,514	127	141	99
Eating and drinking places.....	45	717	48	134	116
General merchandise grp, general stores	34	2,193	28	186	116
Apparel group.....	18	995	21	58	51
Furniture-home furnishings-appliance grp	15	1,325	16	68	62
Automotive group.....	30	3,285	31	108	100
Gasoline service stations.....	66	1,354	77	58	32
Lumber-building-hardware group.....	40	2,846	41	120	109
Drug and proprietary stores.....	17	695	19	47	36
All other retail stores.....	45	2,412	45	77	65
WHOLESALE TRADE, total.....	34	5,727	31	128	x
Merchant wholesalers.....	11	2,558	11	87	x
Other types of wholesale.....	23	3,169	20	41	x
SELECTED SERVICE TRADES, <sup>2</sup> /total.....	130	946	141	187	174
Personal services.....	77	611	82	155	144
All other service trades.....	53	335	59	32	30

x Not available.

<sup>1</sup>/ Includes employees paid for less than the full workweek.

<sup>2</sup>/ See General Description on last page for changes from the 1939 Census of Business in the coverage of Service Trades.

Table 2.—CENSUS OF BUSINESS PRELIMINARY RESULTS FOR 1948 FOR CITIES OF 2,500 INHABITANTS OR MORE

JOHNSON COUNTY, TEX.

(Data omitted for trade groups where necessary to avoid disclosure)

City and trade group <sup>1</sup>	Number of establishments	1948 sales and receipts (Thousand dollars)	Active proprietors of unincorporated businesses Nov. 1948	Paid employees, workweek ended nearest Nov. 15, 1948	
				Total employees <sup>2</sup>	Full workweek employees
<b>Gleburne:</b>					
Retail trade.....	247	15,732	266	795	657
Wholesale trade.....	25	4,933	22	100	x
Selected service trades....	86	767	94	167	158
<b>Remainder of county:</b>					
Retail trade.....	174	5,604	187	202	129
Wholesale trade.....	9	794	9	28	x
Selected service trades....	44	179	47	20	16

x Not available.

1/ See General Description on this page for changes from the 1939 Census of Business in the coverage of Service Trades.

2/ Includes employees paid for less than the full workweek.

GENERAL DESCRIPTION OF PRELIMINARY RELEASES FOR THE 1948 CENSUS OF BUSINESS

This series of releases, of which one is planned for each county in the United States, presents preliminary results of the 1948 Census of Business. The information is based on reports submitted by business establishments for that Census. The figures shown are preliminary, and are subject to revision in the final Census publications, but the changes are expected to be relatively minor with respect to coverage. The final Census figures will be issued in a series of Business Census bulletins which will show additional detailed kind-of-business information for all places where there are a sufficient number of establishments.

The 1948 Census of Business was taken under the provision of the Act of June 19, 1948, which provides that the Business Census be taken for 1948 and for each fifth year thereafter. Previous Business Censuses were taken for the years 1929, 1933, 1935, and 1939.

**Scope of the Census.**—The 1948 Census of Business covered all establishments in the following trades, as defined by the Standard Industrial Classification Manual, May 1949 issue, of the Executive Office of the President: all retail trades; all wholesale trades; all service trades in the following four groups—personal services, business services, automobile repairs and services, and miscellaneous repair services; hotels; tourist courts and camps; and amusements, including motion picture theaters. Some important services not covered are radio broadcasting and television, medical and health, legal, educational, nonprofit, accounting, and domestic services.

This coverage is similar to that of the 1939 Business Census. However, "custom trades" and "services incidental to transportation," which are no longer included in the standard classification of the service trades, are not covered by the 1948 Census. In a number of localities, these exclusions as well as

other changes in the standard classification may have a considerable effect in comparing 1948 with 1939 data, particularly with respect to establishment count.

**Establishment definition.**—For Census purposes, a business establishment is defined to include only enterprises conducted from a recognizable place of business, provided that the annual sales were in excess of \$5,000 for a wholesale trade establishment and \$500 for establishments in other trades. A detailed analysis of coverage will be provided in future Census of Business publications.

"Number of establishments" is the number of separate business locations, rather than the number of business companies or organizations, since the Census figures represent information reported separately for each business location or establishment. The establishment count reflects the number of places in business at the end of 1948 excluding administrative and executive offices of multiunit organizations, and "chain store" warehouses.

**Sales and receipts.**—"1948 sales and receipts" represents sales of merchandise and receipts from repairs and other services to customers. The figures reflect deductions for returned goods and allowances, but not for trade-in allowances; they exclude sales and excise taxes collected from customers and paid directly to any taxing agency.

**Proprietors.**—"Active proprietors..." represents owners and partners of unincorporated businesses who devoted the major portion of their time to the business in November 1948.

**Employment.**—"Number of paid employees..." represents all employees on the pay roll for the pay period ending nearest November 15, 1948. "Full workweek" employees, whether regular or seasonal, are those who in the November 15 pay period were paid for working at least the number of hours typically worked in a week by employees of the reporting establishment.

# 1948 CENSUS OF BUSINESS

RETAIL, WHOLESALE, SERVICE TRADES

U. S. DEPARTMENT OF COMMERCE  
BUREAU OF THE CENSUS

## PRELIMINARY

For Release May 15, 1950

Release Series BC-1P-42-127

### JONES COUNTY, TEX.

Retail, wholesale, and service establishments located in Jones County, Texas, showed a substantial expansion in dollar volume of trade from 1939 to 1948 according to preliminary figures from the 1948 Census of Business released today by the Bureau of the Census, U. S. Department of Commerce.

Retail sales in the county during 1948 aggregated \$19.4 million, an increase of 240 percent over the \$5.7 million in 1939, when the preceding Census of Business was taken. Wholesale sales in the county reached a total of \$9.3 million in 1948 as compared with \$2.9 million in 1939. The service trades included in the Census of Business recorded receipts totaling \$1.0 million in 1948 compared with \$0.2 million in 1939.

Employment in the county also rose over the 9-year period between 1939 and 1948 for the above trades. Establishments in these trades reported a combined total of 1,185 paid employees for the workweek ended nearest November 15, 1948. This compared with a total of 745 employees reported for the week of November 15, 1939.

These preliminary figures have been derived from a Census report on Jones County, Texas, which also includes data for the city of Stamford. Final figures, superseding the preliminary data for Jones County, will be included in a Bulletin for the State of Texas to be issued in several months. Similar data will be made available this year in preliminary and final form for each of the counties and States. A single copy of the preliminary release for Jones County as well as an order blank for other area releases may be obtained by writing to the Bureau of the Census, Washington 25, D. C.

Table 1.—CENSUS OF BUSINESS PRELIMINARY RESULTS FOR 1948, BY TRADE GROUP  
JONES COUNTY, TEX.

Trade group and kind of business	Number of establishments	1948 sales and receipts (Thousand dollars)	Active proprietors of unincorporated businesses Nov. 1948	Paid employees, workweek ended nearest Nov. 15, 1948	
				Total employees <sup>1</sup>	Full workweek employees
RETAIL TRADE, total.....	350	19,416	348	935	740
Food group.....	80	4,648	81	140	94
Eating and drinking places.....	38	679	41	109	100
General merchandise grp, general stores	38	2,830	32	207	142
Apparel group.....	10	385	12	30	21
Furniture-home furnishgs-appliance grp	18	860	13	40	33
Automotive group.....	39	3,897	45	146	139
Gasoline service stations.....	58	1,143	62	58	47
Lumber-building-hardware group.....	31	3,302	24	106	97
Drug and proprietary stores.....	12	562	16	51	33
All other retail stores.....	26	1,110	22	48	34
WHOLESALE TRADE, total.....	36	9,342	26	95	x
Merchant wholesalers.....	13	4,710	7	60	x
Other types of wholesale.....	23	4,632	19	35	x
SELECTED SERVICE TRADES, <sup>2/</sup> total.....	130	1,024	145	155	139
Personal services.....	71	582	81	127	111
All other service trades.....	59	442	64	28	28
HOTELS.....	6	52	7	10	6
TOURIST COURTS AND CAMPS.....	6	25	6	2	1
AMUSEMENTS.....	8	183	3	17	x

x Not available.

<sup>1/</sup> Includes employees paid for less than the full workweek.

<sup>2/</sup> See General Description on last page for changes from the 1939 Census of Business in the coverage of Service Trades.

Table 2.—CENSUS OF BUSINESS PRELIMINARY RESULTS FOR 1948 FOR CITIES OF 2,500 INHABITANTS OR MORE

## JONES COUNTY, TEX.

(Data omitted for trade groups where necessary to avoid disclosure)

City and trade group <sup>1</sup>	Number of establishments	1948 sales and receipts (Thousand dollars)	Active proprietors of unincorporated businesses Nov. 1948	Paid employees, workweek ended nearest Nov. 15, 1948	
				Total employees <sup>2</sup>	Full workweek employees
Stamford:					
Retail trade.....	131	9,421	128	476	386
Selected service trades...	45	539	49	76	69
Remainder of county:					
Retail trade.....	219	9,995	220	459	354
Selected service trades...	85	485	96	79	70

1/ See General Description on this page for changes from the 1939 Census of Business in the coverage of Service Trades.

2/ Includes employees paid for less than the full workweek.

## GENERAL DESCRIPTION OF PRELIMINARY RELEASES FOR THE 1948 CENSUS OF BUSINESS

This series of releases, of which one is planned for each county in the United States, presents preliminary results of the 1948 Census of Business. The information is based on reports submitted by business establishments for that Census. The figures shown are preliminary, and are subject to revision in the final Census publications, but the changes are expected to be relatively minor with respect to coverage. The final Census figures will be issued in a series of Business Census bulletins which will show additional detailed kind-of-business information for all places where there are a sufficient number of establishments.

The 1948 Census of Business was taken under the provision of the Act of June 19, 1948, which provides that the Business Census be taken for 1948 and for each fifth year thereafter. Previous Business Censuses were taken for the years 1929, 1933, 1936, and 1939.

**Scope of the Census.**—The 1948 Census of Business covered all establishments in the following trades, as defined by the Standard Industrial Classification Manual, May 1949 issue, of the Executive Office of the President: all retail trades; all wholesale trades; all service trades in the following four groups—personal services, business services, automobile repairs and services, and miscellaneous repair services; hotels; tourist courts and camps; and amusements, including motion picture theaters. Some important services not covered are radio broadcasting and television, medical and health, legal, educational, nonprofit, accounting, and domestic services.

This coverage is similar to that of the 1939 Business Census. However, "custom trades" and "services incidental to transportation," which are no longer included in the standard classification of the service trades, are not covered by the 1948 Census. In a number of localities, these exclusions as well as

other changes in the standard classification may have a considerable effect in comparing 1948 with 1939 data, particularly with respect to establishment count.

**Establishment definition.**—For Census purposes, a business establishment is defined to include only enterprises conducted from a recognizable place of business, provided that the annual sales were in excess of \$5,000 for a wholesale trade establishment and \$500 for establishments in other trades. A detailed analysis of coverage will be provided in future Census of Business publications.

"Number of establishments" is the number of separate business locations, rather than the number of business companies or organizations, since the Census figures represent information reported separately for each business location or establishment. The establishment count reflects the number of places in business at the end of 1948 excluding administrative and executive offices of multiunit organizations, and "chain store" warehouses.

**Sales and receipts.**—"1948 sales and receipts" represents sales of merchandise and receipts from repairs and other services to customers. The figures reflect deductions for returned goods and allowances, but not for trade-in allowances; they exclude sales and excise taxes collected from customers and paid directly to any taxing agency.

**Proprietors.**—"Active proprietors..." represents owners and partners of unincorporated businesses who devoted the major portion of their time to the business in November 1948.

**Employment.**—"Number of paid employees..." represents all employees on the pay roll for the pay period ending nearest November 15, 1948. "Full workweek" employees, whether regular or seasonal, are those who in the November 15 pay period were paid for working at least the number of hours typically worked in a week by employees of the reporting establishment.

# 1948 CENSUS OF BUSINESS

RETAIL, WHOLESALE, SERVICE TRADES

U. S. DEPARTMENT OF COMMERCE  
BUREAU OF THE CENSUS

## PRELIMINARY

For Release May 1, 1950

Release Series BC-1P-42-128

### KARNES COUNTY, TEX.

Retail, wholesale, and service establishments located in Karnes County, Texas, showed a substantial expansion in dollar volume of trade from 1939 to 1948 according to preliminary figures from the 1948 Census of Business released today by the Bureau of the Census, U. S. Department of Commerce.

Retail sales in the county during 1948 aggregated \$12.0 million, an increase of 264 percent over the \$3.3 million in 1939, when the preceding Census of Business was taken. Wholesale sales in the county reached a total of \$11.2 million in 1948 as compared with \$2.3 million in 1939. The service trades included in the Census of Business recorded receipts totaling \$475,000 in 1948 compared with \$110,000 in 1939.

Employment in the county also rose over the 9-year period between 1939 and 1948 for the above trades. Establishments in these trades reported a combined total of 730 paid employees for the workweek ended nearest November 15, 1948. This compared with a total of 530 employees reported for the week of November 15, 1939.

These preliminary figures have been derived from a Census report on Karnes County, Texas, which also includes data for the city of Kenedy. Final figures, superseding the preliminary data for Karnes County, will be included in a Bulletin for the State of Texas to be issued in several months. Similar data will be made available this year in preliminary and final form for each of the counties and States. A single copy of the preliminary release for Karnes County as well as an order blank for other area releases may be obtained by writing to the Bureau of the Census, Washington 25, D. C.

Table 1.—CENSUS OF BUSINESS PRELIMINARY RESULTS FOR 1948, BY TRADE GROUP  
KARNES COUNTY, TEX.

Trade group and kind of business	Number of establishments	1948 sales and receipts (Thousand dollars)	Active proprietors of unincorporated businesses Nov. 1948	Paid employees, workweek ended nearest Nov. 15, 1948	
				Total employees <sup>1</sup>	Full workweek employees
RETAIL TRADE, total.....	223	11,966	210	568	468
Food group.....	53	2,647	56	86	56
Eating and drinking places.....	51	953	47	100	88
General merchandise grp, general stores.....	24	1,597	20	107	77
Furniture-home furnishgs-appliance grp.....	8	497	8	14	11
Automotive group.....	14	1,806	14	79	77
Gasoline service stations.....	20	554	17	35	29
Lumber-building-hardware group.....	23	2,495	17	86	82
Drug and proprietary stores.....	7	308	7	27	19
All other retail stores.....	23	1,109	24	34	29
WHOLESALE TRADE, total.....	20	11,202	15	95	x
Merchant wholesalers.....	8	2,636	3	38	x
Other types of wholesale.....	12	8,566	12	57	x
SELECTED SERVICE TRADES, <sup>2</sup> /total.....	54	475	58	67	62
Personal services.....	35	226	37	48	45
All other service trades.....	19	249	21	19	17

x Not available.

<sup>1</sup>/ Includes employees paid for less than the full workweek.

<sup>2</sup>/ See General Description on last page for changes from the 1939 Census of Business in the coverage of Service Trades.

Table 2.—CENSUS OF BUSINESS PRELIMINARY RESULTS FOR 1948 FOR CITIES OF 2,500 INHABITANTS OR MORE

## KARNES COUNTY, TEX.

(Data omitted for trade groups where necessary to avoid disclosure)

City and trade group <sup>1</sup>	Number of establishments	1948 sales and receipts (Thousand dollars)	Active proprietors of unincorporated businesses Nov. 1948	Paid employees, workweek ended nearest Nov. 15, 1948	
				Total employees <sup>2</sup>	Full workweek employees
Kenedy:					
Retail trade.....	79	5,890	66	266	234
Selected service trades...	28	279	29	46	43
Remainder of county:					
Retail trade.....	144	6,076	144	302	234
Selected service trades...	26	196	29	21	19

1/ See General Description on this page for changes from the 1939 Census of Business in the coverage of Service Trades.

2/ Includes employees paid for less than the full workweek.

## GENERAL DESCRIPTION OF PRELIMINARY RELEASES FOR THE 1948 CENSUS OF BUSINESS

This series of releases, of which one is planned for each county in the United States, presents preliminary results of the 1948 Census of Business. The information is based on reports submitted by business establishments for that Census. The figures shown are preliminary, and are subject to revision in the final Census publications, but the changes are expected to be relatively minor with respect to coverage. The final Census figures will be issued in a series of Business Census bulletins which will show additional detailed kind-of-business information for all places where there are a sufficient number of establishments.

The 1948 Census of Business was taken under the provision of the Act of June 19, 1948, which provides that the Business Census be taken for 1948 and for each fifth year thereafter. Previous Business Censuses were taken for the years 1929, 1933, 1935, and 1939.

*Scope of the Census.*—The 1948 Census of Business covered all establishments in the following trades, as defined by the Standard Industrial Classification Manual, May 1949 issue, of the Executive Office of the President: all retail trades; all wholesale trades; all service trades in the following four groups—personal services, business services, automobile repairs and services, and miscellaneous repair services; hotels; tourist courts and camps; and amusements, including motion picture theaters. Some important services not covered are radio broadcasting and television, medical and health, legal, educational, nonprofit, accounting, and domestic services.

This coverage is similar to that of the 1939 Business Census. However, "custom trades" and "services incidental to transportation," which are no longer included in the standard classification of the service trades, are not covered by the 1948 Census. In a number of localities, these exclusions as well as other changes in the standard classification may have

a considerable effect in comparing 1948 with 1939 data, particularly with respect to establishment count.

*Establishment definition.*—For Census purposes, a business establishment is defined to include only enterprises conducted from a recognizable place of business, provided that the annual sales were in excess of \$5,000 for a wholesale trade establishment and \$500 for establishments in other trades. A detailed analysis of coverage will be provided in future Census of Business publications.

"Number of establishments" is the number of separate business locations, rather than the number of business companies or organizations, since the Census figures represent information reported separately for each business location or establishment. The establishment count reflects the number of places in business at the end of 1948 excluding administrative and executive offices of multiunit organizations, and "chain store" warehouses.

*Sales and receipts.*—"1948 sales and receipts" represents sales of merchandise and receipts from repairs and other services to customers. The figures reflect deductions for returned goods and allowances, but not for trade-in allowances; they exclude sales and excise taxes collected from customers and paid directly to any taxing agency.

*Proprietors.*—"Active proprietors..." represents owners and partners of unincorporated businesses who devoted the major portion of their time to the business in November 1948.

*Employment.*—"Number of paid employees..." represents all employees on the pay roll for the pay period ending nearest November 15, 1948. "Full workweek" employees, whether regular or seasonal, are those who in the November 15 pay period were paid for working at least the number of hours typically worked in a week by employees of the reporting establishment.



# 1948 CENSUS OF BUSINESS

RETAIL, WHOLESALE, SERVICE TRADES

U. S. DEPARTMENT OF COMMERCE  
BUREAU OF THE CENSUS

## PRELIMINARY

For Release May 15, 1950

Release Series BC-1P-42-129

### KAUFMAN COUNTY, TEX.

Retail, wholesale, and service establishments located in Kaufman County, Texas, showed a substantial expansion in dollar volume of trade from 1939 to 1948 according to preliminary figures from the 1948 Census of Business released today by the Bureau of the Census, U. S. Department of Commerce.

Retail sales in the county during 1948 aggregated \$19.7 million, an increase of 213 percent over the \$6.3 million in 1939, when the preceding Census of Business was taken. Wholesale sales in the county reached a total of \$4.5 million in 1948 as compared with \$3.5 million in 1939. The service trades included in the Census of Business recorded receipts totaling \$703,000 in 1948 compared with \$338,000 in 1939.

Employment in the county also rose over the 9-year period between 1939 and 1948 for the above trades. Establishments in these trades reported a combined total of 1,302 paid employees for the workweek ended nearest November 15, 1948. This compared with a total of 1,046 employees reported for the week of November 15, 1939.

These preliminary figures have been derived from a Census report on Kaufman County, Texas, which also includes data for the cities of Kaufman and Terrell. Final figures, superseding the preliminary data for Kaufman County, will be included in a Bulletin for the State of Texas to be issued in several months. Similar data will be made available this year in preliminary and final form for each of the counties and States. A single copy of the preliminary release for Kaufman County as well as an order blank for other area releases may be obtained by writing to the Bureau of the Census, Washington 25, D. C.

Table 1.—CENSUS OF BUSINESS PRELIMINARY RESULTS FOR 1948, BY TRADE GROUP  
KAUFMAN COUNTY, TEX.

Trade group and kind of business	Number of establishments	1948 sales and receipts (Thousand dollars)	Active proprietors of unincorporated businesses Nov. 1948	Paid employees, workweek ended nearest Nov. 15, 1948	
				Total employees <sup>1</sup>	Full workweek employees
RETAIL TRADE, total.....	401	19,653	399	1,033	816
Food group.....	113	4,656	112	146	109
Eating and drinking places.....	52	864	55	158	124
General merchandise grp, general stores.....	32	2,747	24	201	150
Apparel group.....	11	799	9	51	37
Furniture-home furnishgs-appliance grp.....	27	1,051	29	52	43
Automotive group.....	30	3,656	27	145	137
Gasoline service stations.....	61	1,439	66	68	53
Lumber-building-hardware group.....	31	2,526	33	115	107
Drug and proprietary stores.....	13	552	15	54	29
All other retail stores.....	31	1,363	29	43	27
WHOLESALE TRADE, total.....	27	4,486	25	126	x
Merchant wholesalers.....	8	1,328	9	62	x
Other types of wholesale.....	19	3,158	16	64	x
SELECTED SERVICE TRADES, <sup>2/</sup> total.....	94	703	101	143	125
Personal services.....	59	479	62	110	94
All other service trades.....	35	224	39	33	31
AMUSEMENTS.....	9	203	5	35	x

x Not available.

<sup>1/</sup> Includes employees paid for less than the full workweek.

<sup>2/</sup> See General Description on last page for changes from the 1939 Census of Business in the coverage of Service Trades.

Table 2.—CENSUS OF BUSINESS PRELIMINARY RESULTS FOR 1948 FOR CITIES OF 2,500 INHABITANTS OR MORE  
KAUFMAN COUNTY, TEXAS.

(Data omitted for trade groups where necessary to avoid disclosure)

City and trade group <sup>1</sup>	Number of establishments	1948 sales and receipts (Thousand dollars)	Active proprietors of unincorporated businesses Nov. 1948	Paid employees, workweek ended nearest Nov. 15 1948	
				Total employees <sup>2</sup>	Full workweek employees
<b>Kaufman:</b>					
Retail trade.....	64	3,720	63	211	166
Wholesale trade.....	15	3,393	15	94	x
Selected service trades...	13	113	14	17	17
<b>Terrell:</b>					
Retail trade.....	169	10,497	156	600	492
Selected service trades...	42	418	46	105	93
<b>Remainder of county:<sup>3/</sup></b>					
Retail trade.....	168	5,436	180	222	158
Wholesale trade.....	12	1,093	10	32	x
Selected service trades...	39	172	41	21	15

x Not available.

1/ See General Description on this page for changes from the 1939 Census of Business in the coverage of Service Trades.

2/ Includes employees paid for less than the full workweek.

3/ Includes figures for establishments, other than wholesale, not located in cities of 2,500 inhabitants or more, and wholesale establishments not located in cities of 5,000 inhabitants or more.

#### GENERAL DESCRIPTION OF PRELIMINARY RELEASES FOR THE 1948 CENSUS OF BUSINESS

This series of releases, of which one is planned for each county in the United States, presents preliminary results of the 1948 Census of Business. The information is based on reports submitted by business establishments for that Census. The figures shown are preliminary, and are subject to revision in the final Census publications, but the changes are expected to be relatively minor with respect to coverage. The final Census figures will be issued in a series of Business Census bulletins which will show additional detailed kind-of-business information for all places where there are a sufficient number of establishments.

The 1948 Census of Business was taken under the provision of the Act of June 19, 1948, which provides that the Business Census be taken for 1948 and for each fifth year thereafter. Previous Business Censuses were taken for the years 1929, 1933, 1935, and 1939.

**Scope of the Census.**—The 1948 Census of Business covered all establishments in the following trades, as defined by the Standard Industrial Classification Manual, May 1949 issue, of the Executive Office of the President: all retail trades; all wholesale trades; all service trades in the following four groups—personal services, business services, automobile repairs and services, and miscellaneous repair services; hotels; tourist courts and camps; and amusements, including motion picture theaters. Some important services not covered are radio broadcasting and television, medical and health, legal, educational, nonprofit, accounting, and domestic services.

This coverage is similar to that of the 1939 Business Census. However, "custom trades" and "services incidental to transportation," which are no longer included in the standard classification of the service trades, are not covered by the 1948 Census. In a number of localities, these exclusions as well as

other changes in the standard classification may have a considerable effect in comparing 1948 with 1939 data, particularly with respect to establishment count.

**Establishment definition.**—For Census purposes, a business establishment is defined to include only enterprises conducted from a recognizable place of business, provided that the annual sales were in excess of \$5,000 for a wholesale trade establishment and \$500 for establishments in other trades. A detailed analysis of coverage will be provided in future Census of Business publications.

"Number of establishments" is the number of separate business locations, rather than the number of business companies or organizations, since the Census figures represent information reported separately for each business location or establishment. The establishment count reflects the number of places in business at the end of 1948 excluding administrative and executive offices of multiunit organizations, and "chain store" warehouses.

**Sales and receipts.**—"1948 sales and receipts" represents sales of merchandise and receipts from repairs and other services to customers. The figures reflect deductions for returned goods and allowances, but not for trade-in allowances; they exclude sales and excise taxes collected from customers and paid directly to any taxing agency.

**Proprietors.**—"Active proprietors..." represents owners and partners of unincorporated businesses who devoted the major portion of their time to the business in November 1948.

**Employment.**—"Number of paid employees..." represents all employees on the pay roll for the pay period ending nearest November 15, 1948. "Full workweek" employees, whether regular or seasonal, are those who in the November 15 pay period were paid for working at least the number of hours typically worked in a week by employees of the reporting establishment.

# 1948 CENSUS OF BUSINESS

RETAIL, WHOLESALE, SERVICE TRADES

U. S. DEPARTMENT OF COMMERCE  
BUREAU OF THE CENSUS

## PRELIMINARY

For Release May 15, 1950

Release Series BC-1P- 42-130

### KENDALL COUNTY, TEX.

Retail, wholesale, and service establishments located in Kendall County, Texas, showed a substantial expansion in dollar volume of trade from 1939 to 1948 according to preliminary figures from the 1948 Census of Business released today by the Bureau of the Census, U. S. Department of Commerce.

Retail sales in the county during 1948 aggregated \$4.5 million, an increase of 246 percent over the \$1.3 million in 1939, when the preceding Census of Business was taken. Wholesale sales in the county reached a total of \$1.4 million in 1948 as compared with \$0.5 million in 1939. The service trades included in the Census of Business recorded receipts totaling \$137,000 in 1948 compared with \$33,000 in 1939.

Employment in the county also rose over the 9-year period between 1939 and 1948 for the above trades. Establishments in these trades reported a combined total of 212 paid employees for the workweek ended nearest November 15, 1948. This compared with a total of 159 employees reported for the week of November 15, 1939.

These preliminary figures have been derived from a Census report on Kendall County, Texas. Final figures, superseding the preliminary data for Kendall County, will be included in a Bulletin for the State of Texas to be issued in several months. Similar data will be made available this year in preliminary and final form for each of the counties and States. A single copy of the preliminary release for Kendall County as well as an order blank for other area releases may be obtained by writing to the Bureau of the Census, Washington 25, D. C.

Table 1.—CENSUS OF BUSINESS PRELIMINARY RESULTS FOR 1948, BY TRADE GROUP  
KENDALL COUNTY, TEX.

Trade group and kind of business	Number of establishments	1948 sales and receipts (Thousand dollars)	Active proprietors of unincorporated businesses Nov. 1948	Paid employees, workweek ended nearest Nov. 15, 1948	
				Total employees <sup>1</sup>	Full workweek employees
RETAIL TRADE, total.....	103	4,515	102	184	143
Food group.....	20	1,097	23	31	26
Eating and drinking places.....	21	310	23	44	27
Gasoline service stations.....	15	381	14	18	11
-All other retail stores.....	47	2,727	42	91	79
WHOLESALE TRADE.....	11	1,373	10	18	x
SELECTED SERVICE TRADES, <sup>2</sup> /total.....	19	137	21	10	9
Personal services.....	12	53	14	6	5
All other service trades.....	7	84	7	4	4

x Not available.

<sup>1</sup>/ Includes employees paid for less than the full workweek.

<sup>2</sup>/ See General Description on last page for changes from the 1939 Census of Business in the coverage of Service Trades.

## GENERAL DESCRIPTION OF PRELIMINARY RELEASES FOR THE 1948 CENSUS OF BUSINESS

This series of releases, of which one is planned for each county in the United States, presents preliminary results of the 1948 Census of Business. The information is based on reports submitted by business establishments for that Census. The figures shown are preliminary, and are subject to revision in the final Census publications, but the changes are expected to be relatively minor with respect to coverage. The final Census figures will be issued in a series of Business Census bulletins which will show additional detailed kind-of-business information for all places where there are a sufficient number of establishments.

The 1948 Census of Business was taken under the provision of the Act of June 19, 1948, which provides that the Business Census be taken for 1948 and for each fifth year thereafter. Previous Business Censuses were taken for the years 1929, 1933, 1935, and 1939.

*Scope of the Census.*—The 1948 Census of Business covered all establishments in the following trades, as defined by the Standard Industrial Classification Manual, May 1949 issue, of the Executive Office of the President: all retail trades; all wholesale trades; all service trades in the following four groups—personal services, business services, automobile repairs and services, and miscellaneous repair services; hotels; tourist courts and camps; and amusements, including motion picture theaters. Some important services not covered are radio broadcasting and television, medical and health, legal, educational, nonprofit, accounting, and domestic services.

This coverage is similar to that of the 1939 Business Census. However, "custom trades" and "services incidental to transportation," which are no longer included in the standard classification of the service trades, are not covered by the 1948 Census. In a number of localities, these exclusions as well as other changes in the standard classification may have a considerable effect in comparing

1948 with 1939 data, particularly with respect to establishment count.

*Establishment definition.*—For Census purposes, a business establishment is defined to include only enterprises conducted from a recognizable place of business, provided that the annual sales were in excess of \$5,000 for a wholesale trade establishment and \$500 for establishments in other trades. A detailed analysis of coverage will be provided in future Census of Business publications.

"Number of establishments" is the number of separate business locations, rather than the number of business companies or organizations, since the Census figures represent information reported separately for each business location or establishment. The establishment count reflects the number of places in business at the end of 1948 excluding administrative and executive offices of multiunit organizations, and "chain store" warehouses.

*Sales and receipts.*—"1948 sales and receipts" represents sales of merchandise and receipts from repairs and other services to customers. The figures reflect deductions for returned goods and allowances, but not for trade-in allowances; they exclude sales and excise taxes collected from customers and paid directly to any taxing agency.

*Proprietors.*—"Active proprietors..." represents owners and partners of unincorporated businesses who devoted the major portion of their time to the business in November 1948.

*Employment.*—"Number of paid employees..." represents all employees on the pay roll for the pay period ending nearest November 15, 1948. "Full workweek" employees, whether regular or seasonal, are those who in the November 15 pay period were paid for working at least the number of hours typically worked in a week by employees of the reporting establishment.

# 1948 CENSUS OF BUSINESS

RETAIL, WHOLESALE, SERVICE TRADES

U. S. DEPARTMENT OF COMMERCE  
BUREAU OF THE CENSUS

## PRELIMINARY

For Release May 1, 1950

Release Series BC-1P-42-132

### KENT COUNTY, TEX.

Retail establishments located in Kent County, Texas, showed an expansion in dollar volume of trade from 1939 to 1948 according to preliminary figures from the 1948 Census of Business released today by the Bureau of the Census, U. S. Department of Commerce.

Retail sales in the county during 1948 aggregated \$1.0 million, an increase of 100 percent over the \$0.5 million in 1939, when the preceding Census of Business was taken.

Employment in the county decreased over the 9-year period between 1939 and 1948 for the above trade. Retail establishments reported a total of 41 paid employees for the workweek ended nearest November 15, 1948. This compared with a total of 48 employees reported for the week of November 15, 1939.

These preliminary figures have been derived from a Census report on Kent County, Texas. Final figures, superseding the preliminary data for Kent County, will be included in a Bulletin for the State of Texas to be issued in several months. Similar data will be made available this year in preliminary and final form for each of the counties and States. A single copy of the preliminary release for Kent County as well as an order blank for other area releases may be obtained by writing to the Bureau of the Census, Washington 25, D. C.

Table 1.—CENSUS OF BUSINESS PRELIMINARY RESULTS FOR 1948, BY TRADE GROUP

### KENT COUNTY, TEX.

Trade group and kind of business	Number of establishments	1948 sales and receipts (Thousand dollars)	Active proprietors of unincorporated businesses Nov. 1948	Paid employees, workweek ended nearest Nov. 15, 1948	
				Total employees <sup>1</sup>	Full workweek employees
RETAIL TRADE, total.....	33	1,045	35	41	31
Food group.....	12	350	13	11	6
Gasoline service stations.....	6	52	5	2	2
All other retail stores.....	15	643	17	28	23

<sup>1</sup>/ Includes employees paid for less than the full workweek.

## GENERAL DESCRIPTION OF PRELIMINARY RELEASES FOR THE 1948 CENSUS OF BUSINESS

This series of releases, of which one is planned for each county in the United States, presents preliminary results of the 1948 Census of Business. The information is based on reports submitted by business establishments for that Census. The figures shown are preliminary, and are subject to revision in the final Census publications, but the changes are expected to be relatively minor with respect to coverage. The final Census figures will be issued in a series of Business Census bulletins which will show additional detailed kind-of-business information for all places where there are a sufficient number of establishments.

The 1948 Census of Business was taken under the provision of the Act of June 19, 1948, which provides that the Business Census be taken for 1948 and for each fifth year thereafter. Previous Business Censuses were taken for the years 1929, 1933, 1935, and 1939.

*Scope of the Census.*—The 1948 Census of Business covered all establishments in the following trades, as defined by the Standard Industrial Classification Manual, May 1949 issue, of the Executive Office of the President: all retail trades; all wholesale trades; all service trades in the following four groups—personal services, business services, automobile repairs and services, and miscellaneous repair services; hotels; tourist courts and camps; and amusements, including motion picture theaters. Some important services not covered are radio broadcasting and television, medical and health, legal, educational, nonprofit, accounting, and domestic services.

This coverage is similar to that of the 1939 Business Census. However, "custom trades" and "services incidental to transportation," which are no longer included in the standard classification of the service trades, are not covered by the 1948 Census. In a number of localities, these exclusions as well as other changes in the standard classification may have a considerable effect in comparing

1948 with 1939 data, particularly with respect to establishment count.

*Establishment definition.*—For Census purposes, a business establishment is defined to include only enterprises conducted from a recognizable place of business, provided that the annual sales were in excess of \$5,000 for a wholesale trade establishment and \$500 for establishments in other trades. A detailed analysis of coverage will be provided in future Census of Business publications.

"Number of establishments" is the number of separate business locations, rather than the number of business companies or organizations, since the Census figures represent information reported separately for each business location or establishment. The establishment count reflects the number of places in business at the end of 1948 excluding administrative and executive offices of multiunit organizations, and "chain store" warehouses.

*Sales and receipts.*—"1948 sales and receipts" represents sales of merchandise and receipts from repairs and other services to customers. The figures reflect deductions for returned goods and allowances, but not for trade-in allowances; they exclude sales and excise taxes collected from customers and paid directly to any taxing agency.

*Proprietors.*—"Active proprietors..." represents owners and partners of unincorporated businesses who devoted the major portion of their time to the business in November 1948.

*Employment.*—"Number of paid employees..." represents all employees on the pay roll for the pay period ending nearest November 15, 1948. "Full workweek" employees, whether regular or seasonal, are those who in the November 15 pay period were paid for working at least the number of hours typically worked in a week by employees of the reporting establishment.

# 1948 CENSUS OF BUSINESS

RETAIL, WHOLESALE, SERVICE TRADES

U. S. DEPARTMENT OF COMMERCE  
BUREAU OF THE CENSUS

## PRELIMINARY

For Release May 1, 1950

Release Series BC-1P-42-133

### KERR COUNTY, TEX.

Retail, wholesale, and service establishments located in Kerr County, Texas, showed a substantial expansion in dollar volume of trade from 1939 to 1948 according to preliminary figures from the 1948 Census of Business released today by the Bureau of the Census, U. S. Department of Commerce.

Retail sales in the county during 1948 aggregated \$14.7 million, an increase of 220 percent over the \$4.6 million in 1939, when the preceding Census of Business was taken. Wholesale sales in the county reached a total of \$4.3 million in 1948 as compared with \$2.3 million in 1939. The service trades included in the Census of Business recorded receipts totaling \$780,000 in 1948 compared with \$204,000 in 1939.

Employment in the county also rose over the 9-year period between 1939 and 1948 for the above trades. Establishments in these trades reported a combined total of 928 paid employees for the workweek ended nearest November 15, 1948. This compared with a total of 570 employees reported for the week of November 15, 1939.

These preliminary figures have been derived from a Census report on Kerr County, Texas, which also includes data for the city of Kerrville. Final figures, superseding the preliminary data for Kerr County, will be included in a Bulletin for the State of Texas to be issued in several months. Similar data will be made available this year in preliminary and final form for each of the counties and States. A single copy of the preliminary release for Kerr County as well as an order blank for other area releases may be obtained by writing to the Bureau of the Census, Washington 25, D. C.

Table 1.—CENSUS OF BUSINESS PRELIMINARY RESULTS FOR 1948, BY TRADE GROUP

### KERR COUNTY, TEX.

Trade group and kind of business	Number of establishments	1948 sales and receipts (Thousand dollars)	Active proprietors of unincorporated businesses Nov. 1948	Paid employees, workweek ended nearest Nov. 15, 1948	
				Total employees <sup>1</sup>	Full workweek employees
RETAIL TRADE, total.....	211	14,729	227	676	601
Food group.....	56	2,971	65	94	77
Eating and drinking places.....	34	789	36	115	107
Apparel group.....	10	617	13	38	27
Furniture-home furnishgs-appliance grp.	9	478	8	20	19
Automotive group.....	15	3,848	16	113	113
Gasoline service stations.....	26	676	27	35	28
Lumber-building-hardware group.....	14	2,091	14	67	61
Drug and proprietary stores.....	7	406	8	31	30
All other retail stores.....	40	2,853	40	163	139
WHOLESALE TRADE.....	16	4,253	17	78	x
SELECTED SERVICE TRADES, <sup>2</sup> /total.....	59	780	61	174	155
Personal services.....	40	389	44	123	111
All other service trades.....	19	391	17	51	44
TOURIST COURTS AND CAMPS.....	33	150	41	21	20

x Not available.

<sup>1</sup>/ Includes employees paid for less than the full workweek.

<sup>2</sup>/ See General Description on last page for changes from the 1939 Census of Business in the coverage of Service trades.

Table 2.—CENSUS OF BUSINESS PRELIMINARY RESULTS FOR 1948 FOR CITIES OF 2,500 INHABITANTS OR MORE

KERR COUNTY, TEX.

(Data omitted for trade groups where necessary to avoid disclosure)

City and trade group <sup>1</sup>	Number of establishments	1948 sales and receipts (Thousand dollars)	Active proprietors of unincorporated businesses Nov. 1948	Paid employees, workweek ended nearest Nov. 15, 1948	
				Total employees <sup>2</sup>	Full workweek employees
<b>Kerrville:</b>					
Retail trade.....	154	12,812	168	619	551
Selected service trades....	50	725	52	171	154
Tourist courts and camps...	15	90	18	7	7
<b>Remainder of county:</b>					
Retail trade.....	57	1,917	59	57	50
Selected service trades....	9	55	9	3	1
Tourist courts and camps...	18	60	23	14	13

1/ See General Description on this page for changes from the 1939 Census of Business in the coverage of Service Trades.

2/ Includes employees paid for less than the full workweek.

GENERAL DESCRIPTION OF PRELIMINARY RELEASES FOR THE 1948 CENSUS OF BUSINESS

This series of releases, of which one is planned for each county in the United States, presents preliminary results of the 1948 Census of Business. The information is based on reports submitted by business establishments for that Census. The figures shown are preliminary, and are subject to revision in the final Census publications, but the changes are expected to be relatively minor with respect to coverage. The final Census figures will be issued in a series of Business Census bulletins which will show additional detailed kind-of-business information for all places where there are a sufficient number of establishments.

The 1948 Census of Business was taken under the provision of the Act of June 19, 1948, which provides that the Business Census be taken for 1948 and for each fifth year thereafter. Previous Business Censuses were taken for the years 1929, 1933, 1935, and 1939.

**Scope of the Census.**—The 1948 Census of Business covered all establishments in the following trades, as defined by the Standard Industrial Classification Manual, May 1949 issue, of the Executive Office of the President: all retail trades; all wholesale trades; all service trades in the following four groups—personal services, business services, automobile repairs and services, and miscellaneous repair services; hotels; tourist courts and camps; and amusements, including motion picture theaters. Some important services not covered are radio broadcasting and television, medical and health, legal, educational, nonprofit, accounting, and domestic services.

This coverage is similar to that of the 1939 Business Census. However, "custom trades" and "services incidental to transportation," which are no longer included in the standard classification of the service trades, are not covered by the 1948 Census. In a number of localities, these exclusions as well as other changes in the standard classification may have

a considerable effect in comparing 1948 with 1939 data, particularly with respect to establishment count.

**Establishment definition.**—For Census purposes, a business establishment is defined to include only enterprises conducted from a recognizable place of business, provided that the annual sales were in excess of \$5,000 for a wholesale trade establishment and \$500 for establishments in other trades. A detailed analysis of coverage will be provided in future Census of Business publications.

"Number of establishments" is the number of separate business locations, rather than the number of business companies or organizations, since the Census figures represent information reported separately for each business location or establishment. The establishment count reflects the number of places in business at the end of 1948 excluding administrative and executive offices of multiunit organizations, and "chain store" warehouses.

**Sales and receipts.**—"1948 sales and receipts" represents sales of merchandise and receipts from repairs and other services to customers. The figures reflect deductions for returned goods and allowances, but not for trade-in allowances; they exclude sales and excise taxes collected from customers and paid directly to any taxing agency.

**Proprietors.**—"Active proprietors..." represents owners and partners of unincorporated businesses who devoted the major portion of their time to the business in November 1948.

**Employment.**—"Number of paid employees..." represents all employees on the pay roll for the pay period ending nearest November 15, 1948. "Full workweek" employees, whether regular or seasonal, are those who in the November 15 pay period were paid for working at least the number of hours typically worked in a week by employees of the reporting establishment.



# 1948 CENSUS OF BUSINESS

RETAIL, WHOLESALE, SERVICE TRADES

U. S. DEPARTMENT OF COMMERCE  
BUREAU OF THE CENSUS

## PRELIMINARY

For Release May 1, 1950

Release Series BC-1P-42-134

### KIMBLE COUNTY, TEX.

Retail and service establishments located in Kimble County, Texas, showed a substantial expansion in dollar volume of trade from 1939 to 1948 according to preliminary figures from the 1948 Census of Business released today by the Bureau of the Census, U. S. Department of Commerce.

Retail sales in the county during 1948 aggregated \$3.3 million, an increase of 154 percent over the \$1.3 million in 1939, when the preceding Census of Business was taken. The service trades included in the Census of Business recorded receipts totaling \$130,000 in 1948 compared with \$44,000 in 1939.

Employment in the county decreased over the 9-year period between 1939 and 1948 for the above trades. Establishments in these trades reported a combined total of 164 paid employees for the workweek ended nearest November 15, 1948. This compared with a total of 171 employees reported for the week of November 15, 1939.

These preliminary figures have been derived from a Census report on Kimble County, Texas. Final figures, superseding the preliminary data for Kimble County, will be included in a Bulletin for the State of Texas to be issued in several months. Similar data will be made available this year in preliminary and final form for each of the counties and States. A single copy of the preliminary release for Kimble County as well as an order blank for other area releases may be obtained by writing to the Bureau of the Census, Washington 25, D. C.

Table 1.—CENSUS OF BUSINESS PRELIMINARY RESULTS FOR 1948, BY TRADE GROUP

### KIMBLE COUNTY, TEX.

Trade group and kind of business	Number of establishments	1948 sales and receipts (Thousand dollars)	Active proprietors of unincorporated businesses Nov. 1948	Paid employees, workweek ended nearest Nov. 15, 1948	
				Total employees <sup>1</sup>	Full workweek employees
RETAIL TRADE, total.....	86	3,325	93	142	128
Food group.....	29	882	28	33	29
Eating and drinking places.....	13	194	13	29	28
Gasoline service stations.....	11	403	13	9	8
All other retail stores.....	33	1,846	39	71	63
SELECTED SERVICE TRADES, <sup>2</sup> /total.....	14	130	15	22	21
Personal services.....	9	83	11	17	17
All other service trades.....	5	47	4	5	4
TOURIST COURTS AND CAMPS.....	12	78	10	6	6
AMUSEMENTS.....	5	28	3	13	x

<sup>1</sup>/ Includes employees paid for less than the full workweek.

<sup>2</sup>/ See General Description on last page for changes from the 1939 Census of Business in the coverage of Service Trades.

x Not available.

## GENERAL DESCRIPTION OF PRELIMINARY RELEASES FOR THE 1948 CENSUS OF BUSINESS

This series of releases, of which one is planned for each county in the United States, presents preliminary results of the 1948 Census of Business. The information is based on reports submitted by business establishments for that Census. The figures shown are preliminary, and are subject to revision in the final Census publications, but the changes are expected to be relatively minor with respect to coverage. The final Census figures will be issued in a series of Business Census bulletins which will show additional detailed kind-of-business information for all places where there are a sufficient number of establishments.

The 1948 Census of Business was taken under the provision of the Act of June 19, 1948, which provides that the Business Census be taken for 1948 and for each fifth year thereafter. Previous Business Censuses were taken for the years 1929, 1933, 1935, and 1939.

*Scope of the Census.*—The 1948 Census of Business covered all establishments in the following trades, as defined by the Standard Industrial Classification Manual, May 1949 issue, of the Executive Office of the President: all retail trades; all wholesale trades; all service trades in the following four groups—personal services, business services, automobile repairs and services, and miscellaneous repair services; hotels; tourist courts and camps; and amusements, including motion picture theaters. Some important services not covered are radio broadcasting and television, medical and health, legal, educational, nonprofit, accounting, and domestic services.

This coverage is similar to that of the 1939 Business Census. However, "custom trades" and "services incidental to transportation," which are no longer included in the standard classification of the service trades, are not covered by the 1948 Census. In a number of localities, these exclusions as well as other changes in the standard classification may have a considerable effect in comparing

1948 with 1939 data, particularly with respect to establishment count.

*Establishment definition.*—For Census purposes, a business establishment is defined to include only enterprises conducted from a recognizable place of business, provided that the annual sales were in excess of \$5,000 for a wholesale trade establishment and \$500 for establishments in other trades. A detailed analysis of coverage will be provided in future Census of Business publications.

"Number of establishments" is the number of separate business locations, rather than the number of business companies or organizations, since the Census figures represent information reported separately for each business location or establishment. The establishment count reflects the number of places in business at the end of 1948 excluding administrative and executive offices of multiunit organizations, and "chain store" warehouses.

*Sales and receipts.*—"1948 sales and receipts" represents sales of merchandise and receipts from repairs and other services to customers. The figures reflect deductions for returned goods and allowances, but not for trade-in allowances; they exclude sales and excise taxes collected from customers and paid directly to any taxing agency.

*Proprietors.*—"Active proprietors..." represents owners and partners of unincorporated businesses who devoted the major portion of their time to the business in November 1948.

*Employment.*—"Number of paid employees..." represents all employees on the pay roll for the pay period ending nearest November 15, 1948. "Full workweek" employees, whether regular or seasonal, are those who in the November 15 pay period were paid for working at least the number of hours typically worked in a week by employees of the reporting establishment.

# 1948 CENSUS OF BUSINESS

RETAIL, WHOLESALE, SERVICE TRADES

U. S. DEPARTMENT OF COMMERCE  
BUREAU OF THE CENSUS

## PRELIMINARY

For Release May 1, 1950

Release Series BC-1P-42-135

### KING COUNTY, TEX.

Retail establishments located in King County, Texas, showed an expansion in dollar volume of trade from 1939 to 1948 according to preliminary figures from the 1948 Census of Business released today by the Bureau of the Census, U. S. Department of Commerce.

Retail sales in the county during 1948 aggregated \$224,000, an increase of 12 percent over the \$200,000 in 1939, when the preceding Census of Business was taken.

Employment in the county decreased over the 9-year period between 1939 and 1948 for the above trade. Retail establishments reported a total of 14 paid employees for the workweek ended nearest November 15, 1948. This compared with a total of 17 employees reported for the week of November 15, 1939.

These preliminary figures have been derived from a Census report on King County, Texas. Final figures, superseding the preliminary data for King County, will be included in a Bulletin for the State of Texas to be issued in several months. Similar data will be made available this year in preliminary and final form for each of the counties and States. A single copy of the preliminary release for King County as well as an order blank for other area releases may be obtained by writing to the Bureau of the Census, Washington 25, D. C.

Table 1.—CENSUS OF BUSINESS PRELIMINARY RESULTS FOR 1948, BY TRADE GROUP  
KING COUNTY, TEX.

Trade group and kind of business	Number of establishments	1948 sales and receipts (Thousand dollars)	Active proprietors of unincorporated businesses Nov. 1948	Paid employees, workweek ended nearest Nov. 15, 1948	
				Total employees <sup>1</sup>	Full workweek employees
RETAIL TRADE, total.....	11	224	10	14	9
Food group.....	6	74	6	3	1
All other retail stores.....	5	150	4	11	8

<sup>1</sup>/ Includes employees paid for less than the full workweek.

90574

## GENERAL DESCRIPTION OF PRELIMINARY RELEASES FOR THE 1948 CENSUS OF BUSINESS

This series of releases, of which one is planned for each county in the United States, presents preliminary results of the 1948 Census of Business. The information is based on reports submitted by business establishments for that Census. The figures shown are preliminary, and are subject to revision in the final Census publications, but the changes are expected to be relatively minor with respect to coverage. The final Census figures will be issued in a series of Business Census bulletins which will show additional detailed kind-of-business information for all places where there are a sufficient number of establishments.

The 1948 Census of Business was taken under the provision of the Act of June 19, 1948, which provides that the Business Census be taken for 1948 and for each fifth year thereafter. Previous Business Censuses were taken for the years 1929, 1933, 1935, and 1939.

*Scope of the Census.*—The 1948 Census of Business covered all establishments in the following trades, as defined by the Standard Industrial Classification Manual, May 1949 issue, of the Executive Office of the President: all retail trades; all wholesale trades; all service trades in the following four groups—personal services, business services, automobile repairs and services, and miscellaneous repair services; hotels; tourist courts and camps; and amusements, including motion picture theaters. Some important services not covered are radio broadcasting and television, medical and health, legal, educational, nonprofit, accounting, and domestic services.

This coverage is similar to that of the 1939 Business Census. However, "custom trades" and "services incidental to transportation," which are no longer included in the standard classification of the service trades, are not covered by the 1948 Census. In a number of localities, these exclusions as well as other changes in the standard classification may have a considerable effect in comparing

1948 with 1939 data, particularly with respect to establishment count.

*Establishment definition.*—For Census purposes, a business establishment is defined to include only enterprises conducted from a recognizable place of business, provided that the annual sales were in excess of \$5,000 for a wholesale trade establishment and \$500 for establishments in other trades. A detailed analysis of coverage will be provided in future Census of Business publications.

"Number of establishments" is the number of separate business locations, rather than the number of business companies or organizations, since the Census figures represent information reported separately for each business location or establishment. The establishment count reflects the number of places in business at the end of 1948 excluding administrative and executive offices of multiunit organizations, and "chain store" warehouses.

*Sales and receipts.*—"1948 sales and receipts" represents sales of merchandise and receipts from repairs and other services to customers. The figures reflect deductions for returned goods and allowances, but not for trade-in allowances; they exclude sales and excise taxes collected from customers and paid directly to any taxing agency.

*Proprietors.*—"Active proprietors..." represents owners and partners of unincorporated businesses who devoted the major portion of their time to the business in November 1948.

*Employment.*—"Number of paid employees..." represents all employees on the pay roll for the pay period ending nearest November 15, 1948. "Full workweek" employees, whether regular or seasonal, are those who in the November 15 pay period were paid for working at least the number of hours typically worked in a week by employees of the reporting establishment.

# 1948 CENSUS OF BUSINESS

RETAIL, WHOLESALE, SERVICE TRADES

U. S. DEPARTMENT OF COMMERCE  
BUREAU OF THE CENSUS

## PRELIMINARY

For Release May 1, 1950

Release Series BC-1P-42-136

### KINNEY COUNTY, TEX.

Retail establishments located in Kinney County, Texas, showed an expansion in dollar volume of trade from 1939 to 1948 according to preliminary figures from the 1948 Census of Business released today by the Bureau of the Census, U. S. Department of Commerce.

Retail sales in the county during 1948 aggregated \$1.3 million, an increase of 86 percent over the \$0.7 million in 1939, when the preceding Census of Business was taken.

Employment in the county decreased over the 9-year period between 1939 and 1948 for the above trade. Retail establishments reported a total of 60 paid employees for the workweek ended nearest November 15, 1948. This compared with a total of 77 employees reported for the week of November 15, 1939.

These preliminary figures have been derived from a Census report on Kinney County, Texas, which also includes data for the city of Brackettville. Final figures, superseding the preliminary data for Kinney County, will be included in a Bulletin for the State of Texas to be issued in several months. Similar data will be made available this year in preliminary and final form for each of the counties and States. A single copy of the preliminary release for Kinney County as well as an order blank for other area releases may be obtained by writing to the Bureau of the Census, Washington 25, D. C.

Table 1.—CENSUS OF BUSINESS PRELIMINARY RESULTS FOR 1948, BY TRADE GROUP

### KINNEY COUNTY, TEX.

Trade group and kind of business	Number of establishments	1948 sales and receipts (Thousand dollars)	Active proprietors of unincorporated businesses Nov. 1948	Paid employees, workweek ended nearest Nov. 15, 1948	
				Total employees <sup>1</sup>	Full workweek employees
RETAIL TRADE, total.....	46	1,299	46	60	55
Food group.....	16	241	16	6	5
Eating and drinking places.....	13	112	11	18	16
Gasoline service stations.....	5	135	6	6	5
All other retail stores.....	12	811	13	30	29

<sup>1</sup>/ Includes employees paid for less than the full workweek.

90664

Table 2.—CENSUS OF BUSINESS PRELIMINARY RESULTS FOR 1948 FOR CITIES OF 2,500 INHABITANTS OR MORE

KINNEY COUNTY, TEX.

(Data omitted for trade groups where necessary to avoid disclosure)

City and trade group	Number of establishments	1948 sales and receipts (Thousand dollars)	Active proprietors of unincorporated businesses Nov. 1948	Paid employees, workweek ended nearest Nov. 15, 1948	
				Total employees <sup>1</sup>	Full workweek employees
Brackettville:					
Retail trade.....	40	1,203	41	53	49
Remainder of county:					
Retail trade.....	6	96	5	7	6

<sup>1</sup>/ Includes employees paid for less than the full workweek.

GENERAL DESCRIPTION OF PRELIMINARY RELEASES FOR THE 1948 CENSUS OF BUSINESS

This series of releases, of which one is planned for each county in the United States, presents preliminary results of the 1948 Census of Business. The information is based on reports submitted by business establishments for that Census. The figures shown are preliminary, and are subject to revision in the final Census publications, but the changes are expected to be relatively minor with respect to coverage. The final Census figures will be issued in a series of Business Census bulletins which will show additional detailed kind-of-business information for all places where there are a sufficient number of establishments.

The 1948 Census of Business was taken under the provision of the Act of June 19, 1948, which provides that the Business Census be taken for 1948 and for each fifth year thereafter. Previous Business Censuses were taken for the years 1939, 1933, 1927, and 1921.

**Scope of the Census.**—The 1948 Census of Business covered all establishments in the following trades, as defined by the Standard Industrial Classification Manual, May 1949 issue, of the Executive Office of the President: all retail trades; all wholesale trades; all service trades in the following four groups—personal services, business services, automobile repairs and services, and miscellaneous repair services; hotels; tourist courts and camps; and amusements, including motion picture theaters. Some important services not covered are radio broadcasting and television, medical and health, legal, educational, nonprofit, accounting, and domestic services.

This coverage is similar to that of the 1939 Business Census. However, "custom trades" and "services incidental to transportation," which are no longer included in the standard classification of the service trades, are not covered by the 1948 Census. In a number of localities, these exclusions as well as

other changes in the standard classification may have a considerable effect in comparing 1948 with 1939 data, particularly with respect to establishment count.

**Establishment definition.**—For Census purposes, a business establishment is defined to include only enterprises conducted from a recognizable place of business, provided that the annual sales were in excess of \$5,000 for a wholesale trade establishment and \$500 for establishments in other trades. A detailed analysis of coverage will be provided in future Census of Business publications.

"Number of establishments" is the number of separate business locations, rather than the number of business companies or organizations, since the Census figures represent information reported separately for each business location or establishment. The establishment count reflects the number of places in business at the end of 1948 excluding administrative and executive offices of multiunit organizations, and "chain store" warehouses.

**Sales and receipts.**—"1948 sales and receipts" represents sales of merchandise and receipts from repairs and other services to customers. The figures reflect deductions for returned goods and allowances, but not for trade-in allowances; they exclude sales and excise taxes collected from customers and paid directly to any taxing agency.

**Proprietors.**—"Active proprietors..." represents owners and partners of unincorporated businesses who devoted the major portion of their time to the business in November 1948.

**Employment.**—"Number of paid employees..." represents all employees on the pay roll for the pay period ending nearest November 15, 1948. "Full workweek" employees, whether regular or seasonal, are those who in the November 15 pay period were paid for working at least the number of hours typically worked in a week by employees of the reporting establishment.

# 1948 CENSUS OF BUSINESS

RETAIL, WHOLESALE, SERVICE TRADES

U. S. DEPARTMENT OF COMMERCE  
BUREAU OF THE CENSUS

## PRELIMINARY

For Release May 1, 1950

Release Series BC-1P-42-137

### KLEBERG COUNTY, TEX.

Retail, wholesale, and service establishments located in Kleberg County, Texas, showed a substantial expansion in dollar volume of trade from 1939 to 1948 according to preliminary figures from the 1948 Census of Business released today by the Bureau of the Census, U. S. Department of Commerce.

Retail sales in the county during 1948 aggregated \$15.3 million, an increase of 325 percent over the \$3.6 million in 1939, when the preceding Census of Business was taken. Wholesale sales in the county reached a total of \$3.0 million in 1948 as compared with \$1.2 million in 1939. The service trades included in the Census of Business recorded receipts totaling \$767,000 in 1948 compared with \$180,000 in 1939.

Employment in the county also rose over the 9-year period between 1939 and 1948 for the above trades. Establishments in these trades reported a combined total of 1,070 paid employees for the workweek ended nearest November 15, 1948. This compared with a total of 577 employees reported for the week of November 15, 1939.

These preliminary figures have been derived from a Census report on Kleberg County, Texas, which also includes data for the city of Kingsville. Final figures, superseding the preliminary data for Kleberg County, will be included in a Bulletin for the State of Texas to be issued in several months. Similar data will be made available this year in preliminary and final form for each of the counties and States. A single copy of the preliminary release for Kleberg County as well as an order blank for other area releases may be obtained by writing to the Bureau of the Census, Washington 25, D. C.

Table 1.—CENSUS OF BUSINESS PRELIMINARY RESULTS FOR 1948, BY TRADE GROUP

### KLEBERG COUNTY, TEX.

Trade group and kind of business	Number of establishments	1948 sales and receipts (Thousand dollars)	Active proprietors of unincorporated businesses Nov. 1948	Paid employees, workweek ended nearest Nov. 15, 1948	
				Total employees <sup>1</sup>	Full workweek employees
RETAIL TRADE, total.....	236	15,279	214	856	726
Food group.....	87	4,619	80	179	147
Eating and drinking places.....	57	1,211	51	181	159
Apparel group.....	11	854	10	50	40
Automotive group.....	19	3,022	18	142	137
Gasoline service stations.....	16	625	18	42	32
Lumber-building-hardware group.....	8	2,006	4	69	69
All other retail stores.....	38	2,942	33	193	142
WHOLESALE TRADE.....	14	3,002	8	62	x
SELECTED SERVICE TRADES <sup>2/</sup> .....	53	767	49	152	145

x Not available.

<sup>1/</sup> Includes employees paid for less than the full workweek.

<sup>2/</sup> See General Description on last page for changes from the 1939 Census of Business in the coverage of Service Trades.

Table 2.—CENSUS OF BUSINESS PRELIMINARY RESULTS FOR 1948 FOR CITIES OF 2,500 INHABITANTS OR MORE

KLEBERG COUNTY, TEX.

(Data omitted for trade groups where necessary to avoid disclosure)

City and trade group <sup>1</sup>	Number of establishments	1948 sales and receipts (Thousand dollars)	Active proprietors of unincorporated businesses Nov. 1948	Paid employees, workweek ended nearest Nov. 15, 1948	
				Total employees <sup>2</sup>	Full workweek employees
<b>Kingsville:</b>					
Retail trade.....	180	14,135	159	777	660
Selected service trades....	46	599	43	114	107
<b>Remainder of county:</b>					
Retail trade.....	56	1,144	55	79	66
Selected service trades....	7	168	6	38	38

1/ See General Description on this page for changes from the 1939 Census of Business in the coverage of Service Trades.

2/ Includes employees paid for less than the full workweek.

GENERAL DESCRIPTION OF PRELIMINARY RELEASES FOR THE 1948 CENSUS OF BUSINESS

This series of releases, of which one is planned for each county in the United States, presents preliminary results of the 1948 Census of Business. The information is based on reports submitted by business establishments for that Census. The figures shown are preliminary, and are subject to revision in the final Census publications, but the changes are expected to be relatively minor with respect to coverage. The final Census figures will be issued in a series of Business Census bulletins which will show additional detailed kind-of-business information for all places where there are a sufficient number of establishments.

The 1948 Census of Business was taken under the provision of the Act of June 19, 1948, which provides that the Business Census be taken for 1948 and for each fifth year thereafter. Previous Business Censuses were taken for the years 1929, 1933, 1935, and 1939.

**Scope of the Census.**—The 1948 Census of Business covered all establishments in the following trades, as defined by the Standard Industrial Classification Manual, May 1949 issue, of the Executive Office of the President: all retail trades; all wholesale trades; all service trades in the following four groups—personal services, business services, automobile repairs and services, and miscellaneous repair services; hotels; tourist courts and camps; and amusements, including motion picture theaters. Some important services not covered are radio broadcasting and television, medical and health, legal, educational, nonprofit, accounting, and domestic services.

This coverage is similar to that of the 1939 Business Census. However, "custom trades" and "services incidental to transportation," which are no longer included in the standard classification of the service trades, are not covered by the 1948 Census. In a number of localities, these exclusions as well as other changes in the standard classification may have

a considerable effect in comparing 1948 with 1939 data, particularly with respect to establishment count.

**Establishment definition.**—For Census purposes, a business establishment is defined to include only enterprises conducted from a recognizable place of business, provided that the annual sales were in excess of \$5,000 for a wholesale trade establishment and \$500 for establishments in other trades. A detailed analysis of coverage will be provided in future Census of Business publications.

"Number of establishments" is the number of separate business locations, rather than the number of business companies or organizations, since the Census figures represent information reported separately for each business location or establishment. The establishment count reflects the number of places in business at the end of 1948 excluding administrative and executive offices of multiunit organizations, and "chain store" warehouses.

**Sales and receipts.**—"1948 sales and receipts" represents sales of merchandise and receipts from repairs and other services to customers. The figures reflect deductions for returned goods and allowances, but not for trade-in allowances; they exclude sales and excise taxes collected from customers and paid directly to any taxing agency.

**Proprietors.**—"Active proprietors..." represents owners and partners of unincorporated businesses who devoted the major portion of their time to the business in November 1948.

**Employment.**—"Number of paid employees..." represents all employees on the pay roll for the pay period ending nearest November 15, 1948. "Full workweek" employees, whether regular or seasonal, are those who in the November 15 pay period were paid for working at least the number of hours typically worked in a week by employees of the reporting establishment.



# 1948 CENSUS OF BUSINESS

RETAIL, WHOLESALE, SERVICE TRADES

U. S. DEPARTMENT OF COMMERCE  
BUREAU OF THE CENSUS

## PRELIMINARY

For Release May 1, 1950

Release Series BC-1P-42-138

### KNOX COUNTY, TEX.

Retail, wholesale, and service establishments located in Knox County, Texas, showed a substantial expansion in dollar volume of trade from 1939 to 1948 according to preliminary figures from the 1948 Census of Business released today by the Bureau of the Census, U. S. Department of Commerce.

Retail sales in the county during 1948 aggregated \$6.7 million, an increase of 219 percent over the \$2.1 million in 1939, when the preceding Census of Business was taken. Wholesale sales in the county reached a total of \$2.0 million in 1948 as compared with \$0.7 million in 1939. The service trades included in the Census of Business recorded receipts totaling \$315,000 in 1948 compared with \$108,000 in 1939.

Employment in the county also rose over the 9-year period between 1939 and 1948 for the above trades. Establishments in these trades reported a combined total of 387 paid employees for the workweek ended nearest November 15, 1948. This compared with a total of 297 employees reported for the week of November 15, 1939.

These preliminary figures have been derived from a Census report on Knox County, Texas. Final figures, superseding the preliminary data for Knox County, will be included in a Bulletin for the State of Texas to be issued in several months. Similar data will be made available this year in preliminary and final form for each of the counties and States. A single copy of the preliminary release for Knox County as well as an order blank for other area releases may be obtained by writing to the Bureau of the Census, Washington 25, D. C.

Table 1.—CENSUS OF BUSINESS PRELIMINARY RESULTS FOR 1948, BY TRADE GROUP

### KNOX COUNTY, TEX.

Trade group and kind of business	Number of establishments	1948 sales and receipts (Thousand dollars)	Active proprietors of unincorporated businesses Nov. 1948	Paid employees, workweek ended nearest Nov. 15, 1948	
				Total employees <sup>1</sup>	Full workweek employees
RETAIL TRADE, total.....	152	6,693	146	298	226
Food group.....	34	1,766	29	62	37
Eating and drinking places.....	18	185	20	31	23
General merchandise grp, general stores.....	11	725	11	39	26
Furniture-home furnishings-appliance grp.....	8	247	6	10	5
Automotive group.....	14	1,112	15	37	32
Gasoline service stations.....	27	551	26	34	29
Lumber-building-hardware group.....	18	1,356	16	46	43
Drug and proprietary stores.....	7	349	7	23	20
All other retail stores.....	15	402	16	16	11
WHOLESALE TRADE.....	11	1,964	10	55	x
SELECTED SERVICE TRADES, <sup>2/</sup> total.....	40	315	41	34	28
Personal services.....	26	234	26	30	24
All other service trades.....	14	81	15	4	4

x Not available.

<sup>1/</sup> Includes employees paid for less than the full workweek.

<sup>2/</sup> See General Description on last page for changes from the 1939 Census of Business in the coverage of Service Trades.

## GENERAL DESCRIPTION OF PRELIMINARY RELEASES FOR THE 1948 CENSUS OF BUSINESS

This series of releases, of which one is planned for each county in the United States, presents preliminary results of the 1948 Census of Business. The information is based on reports submitted by business establishments for that Census. The figures shown are preliminary, and are subject to revision in the final Census publications, but the changes are expected to be relatively minor with respect to coverage. The final Census figures will be issued in a series of Business Census bulletins which will show additional detailed kind-of-business information for all places where there are a sufficient number of establishments.

The 1948 Census of Business was taken under the provision of the Act of June 19, 1948, which provides that the Business Census be taken for 1948 and for each fifth year thereafter. Previous Business Censuses were taken for the years 1929, 1933, 1935, and 1939.

*Scope of the Census.*—The 1948 Census of Business covered all establishments in the following trades, as defined by the Standard Industrial Classification Manual, May 1949 issue, of the Executive Office of the President: all retail trades; all wholesale trades; all service trades in the following four groups—personal services, business services, automobile repairs and services, and miscellaneous repair services; hotels; tourist courts and camps; and amusements, including motion picture theaters. Some important services not covered are radio broadcasting and television, medical and health, legal, educational, nonprofit, accounting, and domestic services.

This coverage is similar to that of the 1939 Business Census. However, "custom trades" and "services incidental to transportation," which are no longer included in the standard classification of the service trades, are not covered by the 1948 Census. In a number of localities, these exclusions as well as other changes in the standard classification may have a considerable effect in comparing

1948 with 1939 data, particularly with respect to establishment count.

*Establishment definition.*—For Census purposes, a business establishment is defined to include only enterprises conducted from a recognizable place of business, provided that the annual sales were in excess of \$5,000 for a wholesale trade establishment and \$500 for establishments in other trades. A detailed analysis of coverage will be provided in future Census of Business publications.

"Number of establishments" is the number of separate business locations, rather than the number of business companies or organizations, since the Census figures represent information reported separately for each business location or establishment. The establishment count reflects the number of places in business at the end of 1948 excluding administrative and executive offices of multiunit organizations, and "chain store" warehouses.

*Sales and receipts.*—"1948 sales and receipts" represents sales of merchandise and receipts from repairs and other services to customers. The figures reflect deductions for returned goods and allowances, but not for trade-in allowances; they exclude sales and excise taxes collected from customers and paid directly to any taxing agency.

*Proprietors.*—"Active proprietors..." represents owners and partners of unincorporated businesses who devoted the major portion of their time to the business in November 1948.

*Employment.*—"Number of paid employees..." represents all employees on the pay roll for the pay period ending nearest November 15, 1948. "Full workweek" employees, whether regular or seasonal, are those who in the November 15 pay period were paid for working at least the number of hours typically worked in a week by employees of the reporting establishment.

# 1948 CENSUS OF BUSINESS

RETAIL, WHOLESALE, SERVICE TRADES

U. S. DEPARTMENT OF COMMERCE  
BUREAU OF THE CENSUS

## PRELIMINARY

For Release May 3, 1950

Release Series BC-1P-42-139

### LAMAR COUNTY, TEX.

Retail, wholesale, and service establishments located in Lamar County, Texas, showed a substantial expansion in dollar volume of trade from 1939 to 1948 according to preliminary figures from the 1948 Census of Business released today by the Bureau of the Census, U. S. Department of Commerce.

Retail sales in the county during 1948 aggregated \$29.3 million, an increase of 226 percent over the \$9.0 million in 1939, when the preceding Census of Business was taken. Wholesale sales in the county reached a total of \$15.3 million in 1948 as compared with \$6.2 million in 1939. The service trades included in the Census of Business recorded receipts totaling \$1.6 million in 1948 compared with \$0.5 million in 1939.

Employment in the county also rose over the 9-year period between 1939 and 1948 for the above trades. Establishments in these trades reported a combined total of 2,335 paid employees for the workweek ended nearest November 15, 1948. This compared with a total of 1,721 employees reported for the week of November 15, 1939.

These preliminary figures have been derived from a Census report on Lamar County, Texas, which also includes data for the city of Paris. Final figures, superseding the preliminary data for Lamar County, will be included in a Bulletin for the State of Texas to be issued in several months. Similar data will be made available this year in preliminary and final form for each of the counties and States. A single copy of the preliminary release for Lamar County as well as an order blank for other area releases may be obtained by writing to the Bureau of the Census, Washington 25, D. C.

Table 1.—CENSUS OF BUSINESS PRELIMINARY RESULTS FOR 1948, BY TRADE GROUP

### LAMAR COUNTY, TEX.

Trade group and kind of business	Number of establishments	1948 sales and receipts (Thousand dollars)	Active proprietors of unincorporated businesses Nov. 1948	Paid employees, workweek ended nearest Nov. 15, 1948	
				Total employees <sup>1</sup>	Full workweek employees
RETAIL TRADE, total.....	528	29,296	525	1,609	1,269
Food group.....	214	6,807	212	160	119
Eating and drinking places.....	49	837	52	164	140
General merchandise grp, general stores	36	5,423	34	477	334
Apparel group.....	18	1,358	12	83	64
Furniture-home furnishings-appliance grp	21	1,402	18	86	72
Automotive group.....	40	6,399	44	229	222
Gasoline service stations.....	61	1,389	64	91	76
Lumber-building-hardware group.....	29	3,078	28	100	93
Drug and proprietary stores.....	17	1,160	19	136	78
All other retail stores.....	43	1,443	42	83	71
WHOLESALE TRADE, total.....	47	15,271	30	348	x
Merchant wholesalers.....	34	12,179	21	305	x
Other types of wholesale.....	13	3,092	9	43	x
SELECTED SERVICE TRADES, <sup>2/</sup> total.....	160	1,600	179	378	358
Personal services.....	85	976	94	301	286
All other retail trades.....	75	624	85	77	72

x Not available.

<sup>1/</sup> Includes employees paid for less than the full workweek.

<sup>2/</sup> See General Description on last page for changes from the 1939 Census of Business in the coverage of Service Trades.

Table 2.—CENSUS OF BUSINESS PRELIMINARY RESULTS FOR 1948 FOR CITIES OF 2,500 INHABITANTS OR MORE

## LAMAR COUNTY, TEX.

(Data omitted for trade groups where necessary to avoid disclosure)

City and trade group <sup>1</sup>	Number of establishments	1948 sales and receipts (Thousand dollars)	Active proprietors of unincorporated businesses Nov. 1948	Paid employees, workweek ended nearest Nov. 15, 1948	
				Total employees <sup>2</sup>	Full workweek employees
<b>Paris:</b>					
Retail trade.....	340	24,663	334	1,461	1,166
Wholesale trade.....	42	14,608	27	320	x
Selected service trades....	131	1,529	147	371	353
<b>Remainder of county:</b>					
Retail trade.....	188	4,633	191	148	103
Wholesale trade.....	5	663	3	28	x
Selected service trades....	29	71	32	7	5

x Not available.

1/ See General Description on this page for changes from the 1939 Census of Business in the coverage of Service Trades.

2/ Includes employees paid for less than the full workweek.

## GENERAL DESCRIPTION OF PRELIMINARY RELEASES FOR THE 1948 CENSUS OF BUSINESS

This series of releases, of which one is planned for each county in the United States, presents preliminary results of the 1948 Census of Business. The information is based on reports submitted by business establishments for that Census. The figures shown are preliminary, and are subject to revision in the final Census publications, but the changes are expected to be relatively minor with respect to coverage. The final Census figures will be issued in a series of Business Census bulletins which will show additional detailed kind-of-business information for all places where there are a sufficient number of establishments.

The 1948 Census of Business was taken under the provision of the Act of June 19, 1948, which provides that the Business Census be taken for 1948 and for each fifth year thereafter. Previous Business Censuses were taken for the years 1929, 1933, 1935, and 1939.

**Scope of the Census.**—The 1948 Census of Business covered all establishments in the following trades, as defined by the Standard Industrial Classification Manual, May 1949 issue, of the Executive Office of the President: all retail trades; all wholesale trades; all service trades in the following four groups—personal services, business services, automobile repairs and services, and miscellaneous repair services; hotels; tourist courts and camps; and amusements, including motion picture theaters. Some important services not covered are radio broadcasting and television, medical and health, legal, educational, nonprofit, accounting, and domestic services.

This coverage is similar to that of the 1939 Business Census. However, "custom trades" and "services incidental to transportation," which are no longer included in the standard classification of the service trades, are not covered by the 1948 Census. In a number of localities, these exclusions as well as

other changes in the standard classification may have a considerable effect in comparing 1948 with 1939 data, particularly with respect to establishment count.

**Establishment definition.**—For Census purposes, a business establishment is defined to include only enterprises conducted from a recognizable place of business, provided that the annual sales were in excess of \$5,000 for a wholesale trade establishment and \$500 for establishments in other trades. A detailed analysis of coverage will be provided in future Census of Business publications.

"Number of establishments" is the number of separate business locations, rather than the number of business companies or organizations, since the Census figures represent information reported separately for each business location or establishment. The establishment count reflects the number of places in business at the end of 1948 excluding administrative and executive offices of multinational organizations, and "chain store" warehouses.

**Sales and receipts.**—"1948 sales and receipts" represents sales of merchandise and receipts from repairs and other services to customers. The figures reflect deductions for returned goods and allowances, but not for trade-in allowances; they exclude sales and excise taxes collected from customers and paid directly to any taxing agency.

**Proprietors.**—"Active proprietors..." represents owners and partners of unincorporated businesses who devoted the major portion of their time to the business in November 1948.

**Employment.**—"Number of paid employees..." represents all employees on the pay roll for the pay period ending nearest November 15, 1948. "Full workweek" employees, whether regular or seasonal, are those who in the November 15 pay period were paid for working at least the number of hours typically worked in a week by employees of the reporting establishment.

# 1948 CENSUS OF BUSINESS

U. S. DEPARTMENT OF COMMERCE  
BUREAU OF THE CENSUS

RETAIL, WHOLESALE, SERVICE TRADES

## PRELIMINARY

For Release May 15, 1950

Release Series BC-1P-42-140

### LAMB COUNTY, TEX.

Retail, wholesale, and service establishments located in Lamb County, Texas, showed a substantial expansion in dollar volume of trade from 1939 to 1948 according to preliminary figures from the 1948 Census of Business released today by the Bureau of the Census, U. S. Department of Commerce.

Retail sales in the county during 1948 aggregated \$18.0 million, an increase of 300 percent over the \$4.5 million in 1939, when the preceding Census of Business was taken. Wholesale sales in the county reached a total of \$6.0 million in 1948 as compared with \$2.8 million in 1939. The service trades included in the Census of Business recorded receipts totaling \$902,000 in 1948 compared with \$194,000 in 1939.

Employment in the county also rose over the 9-year period between 1939 and 1948 for the above trades. Establishments in these trades reported a combined total of 1,109 paid employees for the workweek ended nearest November 15, 1948. This compared with a total of 615 employees reported for the week of November 15, 1939.

These preliminary figures have been derived from a Census report on Lamb County, Texas, which also includes data for the city of Littlefield. Final figures, superseding the preliminary data for Lamb County, will be included in a Bulletin for the State of Texas to be issued in several months. Similar data will be made available this year in preliminary and final form for each of the counties and States. A single copy of the preliminary release for Lamb County as well as an order blank for other area releases may be obtained by writing to the Bureau of the Census, Washington 25, D. C.

Table 1.—CENSUS OF BUSINESS PRELIMINARY RESULTS FOR 1948, BY TRADE GROUP

### LAMB COUNTY, TEX.

Trade group and kind of business	Number of establishments	1948 sales and receipts (Thousand dollars)	Active proprietors of unincorporated businesses Nov. 1948	Paid employees, workweek ended nearest Nov. 15, 1948	
				Total employees <sup>1</sup>	Full workweek employees
RETAIL TRADE, total.....	267	17,962	292	862	645
Food group.....	65	4,633	79	149	91
Eating and drinking places.....	21	429	25	65	55
General merchandise grp, general stores	15	1,321	13	145	81
Apparel group.....	14	1,143	12	93	60
Furniture-home furnishgs-appliance grp	13	673	14	29	25
Automotive group.....	26	2,996	33	89	83
Gasoline service stations.....	34	1,257	36	68	64
Lumber-building-hardware group.....	39	3,561	37	115	105
Drug and proprietary stores.....	14	738	16	68	46
All other retail stores.....	26	1,211	27	41	35
WHOLESALE TRADE, total.....	31	6,027	22	114	x
Merchant wholesalers.....	7	792	5	22	x
Other types of wholesale.....	24	5,235	17	92	x
SELECTED SERVICE TRADES, <sup>2</sup> /total.....	93	902	107	133	114
Personal services.....	47	413	52	91	78
All other service trades.....	46	489	55	42	36
TOURIST COURTS AND CAMPS.....	5	31	6	2	2

x Not available.

<sup>1</sup>/ Includes employees paid for less than the full workweek.

<sup>2</sup>/ See General Description on last page for changes from the 1939 Census of Business in the coverage of Service Trades.

Table 2.—CENSUS OF BUSINESS PRELIMINARY RESULTS FOR 1948 FOR CITIES OF 2,500 INHABITANTS OR MORE

## LAMB COUNTY, TEX.

(Data omitted for trade groups where necessary to avoid disclosure)

City and trade group <sup>1</sup>	Number of establishments	1948 sales and receipts (Thousand dollars)	Active proprietors of unincorporated businesses Nov. 1948	Paid employees, workweek ended nearest Nov. 15, 1948	
				Total employees <sup>2</sup>	Full workweek employees
Littlefield:					
Retail trade.....	131	10,855	140	608	441
Selected service trades....	40	503	44	96	84
Remainder of county:					
Retail trade.....	136	7,107	152	254	204
Selected service trades....	53	399	63	37	30

1/ See General Description on this page for changes from the 1939 Census of Business in the coverage of Service Trades.

2/ Includes employees paid for less than the full workweek.

## GENERAL DESCRIPTION OF PRELIMINARY RELEASES FOR THE 1948 CENSUS OF BUSINESS

This series of releases, of which one is planned for each county in the United States, presents preliminary results of the 1948 Census of Business. The information is based on reports submitted by business establishments for that Census. The figures shown are preliminary, and are subject to revision in the final Census publications, but the changes are expected to be relatively minor with respect to coverage. The final Census figures will be issued in a series of Business Census bulletins which will show additional detailed kind-of-business information for all places where there are a sufficient number of establishments.

The 1948 Census of Business was taken under the provision of the Act of June 19, 1948, which provides that the Business Census be taken for 1948 and for each fifth year thereafter. Previous Business Censuses were taken for the years 1929, 1933, 1935, and 1939.

**Scope of the Census.**—The 1948 Census of Business covered all establishments in the following trades, as defined by the Standard Industrial Classification Manual, May 1949 issue, of the Executive Office of the President: all retail trades; all wholesale trades; all service trades in the following four groups—personal services, business services, automobile repairs and services, and miscellaneous repair services; hotels; tourist courts and camps; and amusements, including motion picture theaters. Some important services not covered are radio broadcasting and television, medical and health, legal, educational, nonprofit, accounting, and domestic services.

This coverage is similar to that of the 1939 Business Census. However, "custom trades" and "services incidental to transportation," which are no longer included in the standard classification of the service trades, are not covered by the 1948 Census. In a number of localities, these exclusions as well as

other changes in the standard classification may have a considerable effect in comparing 1948 with 1939 data, particularly with respect to establishment count.

**Establishment definition.**—For Census purposes, a business establishment is defined to include only enterprises conducted from a recognizable place of business, provided that the annual sales were in excess of \$5,000 for a wholesale trade establishment and \$500 for establishments in other trades. A detailed analysis of coverage will be provided in future Census of Business publications.

"Number of establishments" is the number of separate business locations, rather than the number of business companies or organizations, since the Census figures represent information reported separately for each business location or establishment. The establishment count reflects the number of places in business at the end of 1948 excluding administrative and executive offices of multiunit organizations, and "chain store" warehouses.

**Sales and receipts.**—"1948 sales and receipts" represents sales of merchandise and receipts from repairs and other services to customers. The figures reflect deductions for returned goods and allowances, but not for trade-in allowances; they exclude sales and excise taxes collected from customers and paid directly to any taxing agency.

**Proprietors.**—"Active proprietors..." represents owners and partners of unincorporated businesses who devoted the major portion of their time to the business in November 1948.

**Employment.**—"Number of paid employees..." represents all employees on the pay roll for the pay period ending nearest November 15, 1948. "Full workweek" employees, whether regular or seasonal, are those who in the November 15 pay period were paid for working at least the number of hours typically worked in a week by employees of the reporting establishment.

# 1948 CENSUS OF BUSINESS

RETAIL, WHOLESALE, SERVICE TRADES

U. S. DEPARTMENT OF COMMERCE  
BUREAU OF THE CENSUS

## PRELIMINARY

For Release May 8, 1950

Release Series BC-1P-42-141

### LAMPASAS COUNTY, TEX.

Retail, wholesale, and service establishments located in Lampasas County, Texas, showed a substantial expansion in dollar volume of trade from 1939 to 1948 according to preliminary figures from the 1948 Census of Business released today by the Bureau of the Census, U. S. Department of Commerce.

Retail sales in the county during 1948 aggregated \$7.9 million, an increase of 243 percent over the \$2.3 million in 1939, when the preceding Census of Business was taken. Wholesale sales in the county reached a total of \$7.4 million in 1948 as compared with \$5.7 million in 1939. The service trades included in the Census of Business recorded receipts totaling \$318,000 in 1948 compared with \$93,000 in 1939.

Employment in the county also rose over the 9-year period between 1939 and 1948 for the above trades. Establishments in these trades reported a combined total of 475 paid employees for the workweek ended nearest November 15, 1948. This compared with a total of 362 employees reported for the week of November 15, 1939.

These preliminary figures have been derived from a Census report on Lampasas County, Texas, which also includes data for the city of Lampasas. Final figures, superseding the preliminary data for Lampasas County, will be included in a Bulletin for the State of Texas to be issued in several months. Similar data will be made available this year in preliminary and final form for each of the counties and States. A single copy of the preliminary release for Lampasas County as well as an order blank for other area releases may be obtained by writing to the Bureau of the Census, Washington 25, D. C.

Table 1.—CENSUS OF BUSINESS PRELIMINARY RESULTS FOR 1948, BY TRADE GROUP  
LAMPASAS COUNTY, TEX.

Trade group and kind of business	Number of establishments	1948 sales and receipts (Thousand dollars)	Active proprietors of unincorporated businesses Nov. 1948	Paid employees, workweek ended nearest Nov. 15, 1948	
				Total employees <sup>1</sup>	Full workweek employees
RETAIL TRADE, total.....	156	7,861	163	360	322
Food group.....	43	1,334	47	38	32
Eating and drinking places.....	16	313	17	57	56
General merchandise grp, general stores.	7	567	3	43	29
Apparel group.....	5	227	5	5	3
Furniture-home furnishgs-appliance grp.	10	358	11	17	16
Automotive group.....	15	1,756	19	66	65
Gasoline service stations.....	23	502	24	26	18
Lumber-building-hardware group.....	15	1,297	13	50	49
Drug and proprietary stores.....	5	233	6	29	29
All other retail stores.....	17	1,274	18	29	25
WHOLESALE TRADE.....	20	7,419	20	69	x
SELECTED SERVICE TRADES, <sup>2</sup> /total.....	49	318	54	46	42
Personal services.....	29	202	32	32	29
All other service trades.....	20	116	22	14	13

x Not available.

<sup>1</sup>/ Includes employees paid for less than the full workweek.

<sup>2</sup>/ See General Description on last page for changes from the 1939 Census of Business in the coverage of Service Trades.

Table 2.—CENSUS OF BUSINESS PRELIMINARY RESULTS FOR 1948 FOR CITIES OF 2,500 INHABITANTS OR MORE

LAMPASAS COUNTY, TEX.

(Data omitted for trade groups where necessary to avoid disclosure)

City and trade group <sup>1</sup>	Number of establishments	1948 sales and receipts (Thousand dollars)	Active proprietors of unincorporated businesses Nov. 1948	Paid employees, workweek ended nearest Nov. 15, 1948	
				Total employees <sup>2</sup>	Full workweek employees
Lampasas:					
Retail trade.....	109	6,951	115	338	301
Selected service trades...	36	274	40	43	39
Remainder of county:					
Retail trade.....	47	910	48	22	21
Selected service trades...	13	44	14	3	3

1/ See General Description on this page for changes from the 1939 Census of Business in the coverage of Service Trades.

2/ Includes employees paid for less than the full workweek.

GENERAL DESCRIPTION OF PRELIMINARY RELEASES FOR THE 1948 CENSUS OF BUSINESS

This series of releases, of which one is planned for each county in the United States, presents preliminary results of the 1948 Census of Business. The information is based on reports submitted by business establishments for that Census. The figures shown are preliminary, and are subject to revision in the final Census publications, but the changes are expected to be relatively minor with respect to coverage. The final Census figures will be issued in a series of Business Census bulletins which will show additional detailed kind-of-business information for all places where there are a sufficient number of establishments.

The 1948 Census of Business was taken under the provision of the Act of June 19, 1948, which provides that the Business Census be taken for 1948 and for each fifth year thereafter. Previous Business Censuses were taken for the years 1929, 1933, 1935, and 1939.

**Scope of the Census.**—The 1948 Census of Business covered all establishments in the following trades, as defined by the Standard Industrial Classification Manual, May 1949 issue, of the Executive Office of the President: all retail trades; all wholesale trades; all service trades in the following four groups—personal services, business services, automobile repairs and services, and miscellaneous repair services; hotels; tourist courts and camps; and amusements, including motion picture theaters. Some important services not covered are radio broadcasting and television, medical and health, legal, educational, nonprofit, accounting, and domestic services.

This coverage is similar to that of the 1939 Business Census. However, "custom trades" and "services incidental to transportation," which are no longer included in the standard classification of the service trades, are not covered by the 1948 Censuses. In a number of localities, these exclusions as well as

other changes in the standard classification may have a considerable effect in comparing 1948 with 1939 data, particularly with respect to establishment count.

**Establishment definition.**—For Census purposes, a business establishment is defined to include only enterprises conducted from a recognizable place of business, provided that the annual sales were in excess of \$5,000 for a wholesale trade establishment and \$500 for establishments in other trades. A detailed analysis of coverage will be provided in future Censuses of Business publications.

"Number of establishments" is the number of separate business locations, rather than the number of business companies or organizations, since the Census figures represent information reported separately for each business location or establishment. The establishment count reflects the number of places in business at the end of 1948 excluding administrative and executive offices of multiunit organizations, and "chain store" warehouses.

**Sales and receipts.**—"1948 sales and receipts" represents sales of merchandise and receipts from repairs and other services to customers. The figures reflect deductions for returned goods and allowances, but not for trade-in allowances; they exclude sales and excise taxes collected from customers and paid directly to any taxing agency.

**Proprietors.**—"Active proprietors..." represents owners and partners of unincorporated businesses who devoted the major portion of their time to the business in November 1948.

**Employment.**—"Number of paid employees..." represents all employees on the pay roll for the pay period ending nearest November 15, 1948. "Full workweek" employees, whether regular or seasonal, are those who in the November 15 pay period were paid for working at least the number of hours typically worked in a week by employees of the reporting establishment.



# 1948 CENSUS OF BUSINESS

U. S. DEPARTMENT OF COMMERCE  
BUREAU OF THE CENSUS

RETAIL, WHOLESALE, SERVICE TRADES

## PRELIMINARY

For Release May 15, 1950

Release Series BC-1P-42-142

### LA SALLE COUNTY, TEX.

Retail and service establishments located in La Salle County, Texas, showed a substantial expansion in dollar volume of trade from 1939 to 1948 according to preliminary figures from the 1948 Census of Business released today by the Bureau of the Census, U. S. Department of Commerce.

Retail sales in the county during 1948 aggregated \$4.0 million, an increase of 264 percent over the \$1.1 million in 1939, when the preceding Census of Business was taken. The service trades included in the Census of Business recorded receipts totaling \$84,000 in 1948 compared with \$31,000 in 1939. Wholesale sales in the county reached a total of \$453,000 in 1948, a decrease from the \$694,000 reported in 1939.

Employment in the county rose over the 9-year period between 1939 and 1948 for the above trades. Establishments in these trades reported a combined total of 204 paid employees for the workweek ended nearest November 15, 1948. This compared with a total of 179 employees reported for the week of November 15, 1939.

These preliminary figures have been derived from a Census report on La Salle County, Texas, which also includes data for the city of Cotulla. Final figures, superseding the preliminary data for La Salle County, will be included in a Bulletin for the State of Texas to be issued in several months. Similar data will be made available this year in preliminary and final form for each of the counties and States. A single copy of the preliminary release for La Salle County as well as an order blank for other area releases may be obtained by writing to the Bureau of the Census, Washington 25, D. C.

Table 1.—CENSUS OF BUSINESS PRELIMINARY RESULTS FOR 1948, BY TRADE GROUP

### LA SALLE COUNTY, TEX.

Trade group and kind of business	Number of establishments	1948 sales and receipts (Thousand dollars)	Active proprietors of unincorporated businesses Nov. 1948	Paid employees, workweek ended nearest Nov. 15, 1948	
				Total employees <sup>1</sup>	Full workweek employees
RETAIL TRADE, total.....	98	3,994	96	185	160
Food group.....	20	505	21	21	10
Eating and drinking places.....	36	206	33	25	21
Gasoline service stations.....	12	323	12	23	18
All other retail stores.....	30	2,960	30	116	111
WHOLESALE TRADE.....	7	453	5	13	x
SELECTED SERVICE TRADES, <sup>2/</sup> total.....	21	84	26	6	5
Personal services.....	13	19	15	1	-
All other service trades.....	8	65	11	5	5

x Not available.

<sup>1/</sup> Includes employees paid for less than the full workweek.

<sup>2/</sup> See General Description on last page for changes from the 1939 Census of Business in the coverage of Service Trades.

Table 2.—CENSUS OF BUSINESS PRELIMINARY RESULTS FOR 1948 FOR CITIES OF 2,500 INHABITANTS OR MORE

LA SALLE COUNTY, TEX.

(Data omitted for trade groups where necessary to avoid disclosure)

City and trade group	Number of establishments	1948 sales and receipts (Thousand dollars)	Active proprietors of unincorporated businesses Nov. 1948	Paid employees, workweek ended nearest Nov. 15, 1948	
				Total employees <sup>1</sup>	Full workweek employees
Cotulla:					
Retail trade.....	65	3,197	64	155	153
Remainder of county:					
Retail trade.....	33	797	32	31	27

<sup>1</sup>/ Includes employees paid for less than the full workweek.

GENERAL DESCRIPTION OF PRELIMINARY RELEASES FOR THE 1948 CENSUS OF BUSINESS

This series of releases, of which one is planned for each county in the United States, presents preliminary results of the 1948 Census of Business. The information is based on reports submitted by business establishments for that Census. The figures shown are preliminary, and are subject to revision in the final Census publications, but the changes are expected to be relatively minor with respect to coverage. The final Census figures will be issued in a series of Business Census bulletins which will show additional detailed kind-of-business information for all places where there are a sufficient number of establishments.

The 1948 Census of Business was taken under the provision of the Act of June 19, 1948, which provides that the Business Census be taken for 1948 and for each fifth year thereafter. Previous Business Censuses were taken for the years 1929, 1933, 1935, and 1939.

**Scope of the Census.**—The 1948 Census of Business covered all establishments in the following trades, as defined by the Standard Industrial Classification Manual, May 1949 issue, of the Executive Office of the President: all retail trades; all wholesale trades; all service trades in the following four groups—personal services, business services, automobile repairs and services, and miscellaneous repair services; hotels; tourist courts and camps; and amusements, including motion picture theaters. Some important services not covered are radio broadcasting and television, medical and health, legal, educational, nonprofit, accounting, and domestic services.

This coverage is similar to that of the 1939 Business Census. However, "custom trades" and "services incidental to transportation," which are no longer included in the standard classification of the service trades, are not covered by the 1948 Census. In a number of localities, these exclusions as well as

other changes in the standard classification may have a considerable effect in comparing 1948 with 1939 data, particularly with respect to establishment count.

**Establishment definition.**—For Census purposes, a business establishment is defined to include only enterprises conducted from a recognizable place of business, provided that the annual sales were in excess of \$5,000 for a wholesale trade establishment and \$500 for establishments in other trades. A detailed analysis of coverage will be provided in future Census of Business publications.

"Number of establishments" is the number of separate business locations, rather than the number of business companies or organizations, since the Census figures represent information reported separately for each business location or establishment. The establishment count reflects the number of places in business at the end of 1948 excluding administrative and executive offices of multinational organizations, and "chain store" warehouses.

**Sales and receipts.**—"1948 sales and receipts" represents sales of merchandise and receipts from repairs and other services to customers. The figures reflect deductions for returned goods and allowances, but not for trade-in allowances; they exclude sales and excise taxes collected from customers and paid directly to any taxing agency.

**Proprietors.**—"Active proprietors..." represents owners and partners of unincorporated businesses who devoted the major portion of their time to the business in November 1948.

**Employment.**—"Number of paid employees..." represents all employees on the pay roll for the pay period ending nearest November 15, 1948. "Full workweek" employees, whether regular or seasonal, are those who in the November 15 pay period were paid for working at least the number of hours typically worked in a week by employees of the reporting establishment.

# 1948 CENSUS OF BUSINESS

RETAIL, WHOLESALE, SERVICE TRADES

U. S. DEPARTMENT OF COMMERCE  
BUREAU OF THE CENSUS

## PRELIMINARY

For Release May 15, 1950

Release Series BC-1P-42-143

### LAVACA COUNTY, TEX.

Retail, wholesale, and service establishments located in Lavaca County, Texas, showed a substantial expansion in dollar volume of trade from 1939 to 1948 according to preliminary figures from the 1948 Census of Business released today by the Bureau of the Census, U. S. Department of Commerce.

Retail sales in the county during 1948 aggregated \$9.9 million, an increase of 191 percent over the \$3.4 million in 1939, when the preceding Census of Business was taken. Wholesale sales in the county reached a total of \$2.9 million in 1948 as compared with \$2.1 million in 1939. The service trades included in the Census of Business recorded receipts totaling \$347,000 in 1948 compared with \$162,000 in 1939.

Retail trade establishments in the county reported 507 paid employees for the workweek ended nearest November 15, 1948. For the same in 1948, wholesale trade establishments reported 44 paid employees and the selective service trades reported 40 paid employees.

These preliminary figures have been derived from a Census report on Lavaca County, Texas, which also includes data for the part of the city of Yoakum located in Lavaca county. Final figures, superseding the preliminary data for Lavaca County, will be included in a Bulletin for the State of Texas to be issued in several months. Similar data will be made available this year in preliminary and final form for each of the counties and States. A single copy of the preliminary release for Lavaca County as well as an order blank for other area releases may be obtained by writing to the Bureau of the Census, Washington 25, D. C.

Table 1.—CENSUS OF BUSINESS PRELIMINARY RESULTS FOR 1948, BY TRADE GROUP  
LAVACA COUNTY, TEX.

Trade group and kind of business	Number of establishments	1948 sales and receipts (Thousand dollars)	Active proprietors of unincorporated businesses Nov. 1948	Paid employees, workweek ended nearest Nov. 15, 1948	
				Total employees <sup>1</sup>	Full workweek employees
RETAIL TRADE, total.....	252	9,852	244	507	426
Food group.....	78	3,622	77	120	98
Eating and drinking places.....	48	619	49	108	71
General merchandise grp, general stores.	22	1,405	23	90	78
Furniture-home furnishgs-appliance grp.	9	140	8	4	3
Automotive group.....	15	1,375	17	57	56
Gasoline service stations.....	36	780	35	42	39
Lumber-building-hardware group.....	18	1,007	11	31	30
Drug and proprietary stores.....	6	204	4	19	16
All other retail stores.....	20	700	20	36	35
WHOLESALE TRADE, total.....	23	2,919	20	44	x
Merchant wholesalers.....	5	277	5	13	x
Other types of wholesale.....	18	2,642	15	31	x
SELECTED SERVICE TRADES, <sup>2</sup> /total.....	53	347	56	40	33
Personal services.....	31	191	32	28	21
All other service trades.....	22	156	24	12	12

x Not available.

<sup>1</sup>/ Includes employees paid for less than the full workweek.

<sup>2</sup>/ See General Description on last page for changes from the 1939 Census of Business in the coverage of Service Trades.

Table 2.—CENSUS OF BUSINESS PRELIMINARY RESULTS FOR 1948 FOR CITIES OF 2,500 INHABITANTS OR MORE

## LAVACA COUNTY, TEX.

(Data omitted for trade groups where necessary to avoid disclosure)

City and trade group <sup>1</sup>	Number of establishments	1948 sales and receipts (Thousand dollars)	Active proprietors of unincorporated businesses Nov. 1948	Paid employees, workweek ended nearest Nov. 15, 1948	
				Total employees <sup>2</sup>	Full workweek employees
Yoakum (part):					
Retail trade.....	22	808	26	29	24
Selected service trades.....	10	81	9	16	10
Remainder of county:					
Retail trade.....	230	9,044	218	478	402
Selected service trades.....	43	266	47	24	23

1/ See General Description on this page for changes from the 1939 Census of Business in the coverage of Service Trades.

2/ Includes employees paid for less than the full workweek.

## GENERAL DESCRIPTION OF PRELIMINARY RELEASES FOR THE 1948 CENSUS OF BUSINESS

This series of releases, of which one is planned for each county in the United States, presents preliminary results of the 1948 Census of Business. The information is based on reports submitted by business establishments for that Census. The figures shown are preliminary, and are subject to revision in the final Census publications, but the changes are expected to be relatively minor with respect to coverage. The final Census figures will be issued in a series of Business Census bulletins which will show additional detailed kind-of-business information for all places where there are a sufficient number of establishments.

The 1948 Census of Business was taken under the provision of the Act of June 19, 1948, which provides that the Business Census be taken for 1948 and for each fifth year thereafter. Previous Business Censuses were taken for the years 1929, 1933, 1935, and 1939.

**Scope of the Census.**—The 1948 Census of Business covered all establishments in the following trades, as defined by the Standard Industrial Classification Manual, May 1949 issue, of the Executive Office of the President: all retail trades; all wholesale trades; all service trades in the following four groups—personal services, business services, automobile repairs and services, and miscellaneous repair services; hotels; tourist courts and camps; and amusements, including motion picture theaters. Some important services not covered are radio broadcasting and television, medical and health, legal, educational, nonprofit, accounting, and domestic services.

This coverage is similar to that of the 1939 Business Census. However, "custom trades" and "services incidental to transportation," which are no longer included in the standard classification of the service trades, are not covered by the 1948 Census. In a number of localities, these exclusions as well as

other changes in the standard classification may have a considerable effect in comparing 1948 with 1939 data, particularly with respect to establishment count.

**Establishment definition.**—For Census purposes, a business establishment is defined to include only enterprises conducted from a recognizable place of business, provided that the annual sales were in excess of \$5,000 for a wholesale trade establishment and \$500 for establishments in other trades. A detailed analysis of coverage will be provided in future Census of Business publications.

"Number of establishments" is the number of separate business locations, rather than the number of business companies or organizations, since the Census figures represent information reported separately for each business location or establishment. The establishment count reflects the number of places in business at the end of 1948 excluding administrative and executive offices of multiunit organizations, and "chain store" warehouses.

**Sales and receipts.**—"1948 sales and receipts" represents sales of merchandise and receipts from repairs and other services to customers. The figures reflect deductions for returned goods and allowances, but not for trade-in allowances; they exclude sales and excise taxes collected from customers and paid directly to any taxing agency.

**Proprietors.**—"Active proprietors..." represents owners and partners of unincorporated businesses who devoted the major portion of their time to the business in November 1948.

**Employment.**—"Number of paid employees..." represents all employees on the pay roll for the pay period ending nearest November 15, 1948. "Full workweek" employees, whether regular or seasonal, are those who in the November 15 pay period were paid for working at least the number of hours typically worked in a week by employees of the reporting establishment.

# 1948 CENSUS OF BUSINESS

U. S. DEPARTMENT OF COMMERCE  
BUREAU OF THE CENSUS

RETAIL, WHOLESALE, SERVICE TRADES

## PRELIMINARY

For Release May 1, 1950

Release Series BC-1P- 42-144

### LEE COUNTY, TEX.

Retail, wholesale, and service establishments located in Lee County, Texas, showed a substantial expansion in dollar volume of trade from 1939 to 1948 according to preliminary figures from the 1948 Census of Business released today by the Bureau of the Census, U. S. Department of Commerce.

Retail sales in the county during 1948 aggregated \$6.3 million, an increase of 294 percent over the \$1.6 million in 1939, when the preceding Census of Business was taken. Wholesale sales in the county reached a total of \$3.2 million in 1948 as compared with \$0.7 million in 1939. The service trades included in the Census of Business recorded receipts totaling \$175,000 in 1948 compared with \$52,000 in 1939.

Employment in the county also rose over the 9-year period between 1939 and 1948 for the above trades. Establishments in these trades reported a combined total of 372 paid employees for the workweek ended nearest November 15, 1948. This compared with a total of 239 employees reported for the week of November 15, 1939.

These preliminary figures have been derived from a Census report on Lee County, Texas. Final figures, superseding the preliminary data for Lee County, will be included in a Bulletin for the State of Texas to be issued in several months. Similar data will be made available this year in preliminary and final form for each of the counties and States. A single copy of the preliminary release for Lee County as well as an order blank for other area releases may be obtained by writing to the Bureau of the Census, Washington 25, D. C.

Table 1.—CENSUS OF BUSINESS PRELIMINARY RESULTS FOR 1948, BY TRADE GROUP  
LEE COUNTY, TEX.

Trade group and kind of business	Number of establishments	1948 sales and receipts (Thousand dollars)	Active proprietors of unincorporated businesses Nov. 1948	Paid employees, workweek ended nearest Nov. 15, 1948	
				Total employees <sup>1</sup>	Full workweek employees
RETAIL TRADE, total.....	166	6,278	166	323	252
Food group.....	34	1,371	30	69	52
Eating and drinking places.....	23	322	25	50	42
General merchandise grp, general stores	22	727	23	40	28
Apparel group.....	6	204	10	7	5
Furniture-home furnishgs-appliance grp	8	321	7	18	15
Automotive group.....	19	1,100	16	48	45
Gasoline service stations.....	16	359	15	22	17
Lumber-building-hardware group.....	11	701	10	26	21
All other retail stores.....	27	1,173	30	43	27
WHOLESALE TRADE.....	14	3,213	12	31	x
SELECTED SERVICE TRADES, <sup>2</sup> /total.....	36	175	34	18	12
Personal services.....	18	54	16	9	6
All other service trades.....	18	121	18	9	6

x Not available.

<sup>1</sup>/ Includes employees paid for less than the full workweek.

<sup>2</sup>/ See General Description on last page for changes from the 1939 Census of Business in the coverage of Service Trades.

## GENERAL DESCRIPTION OF PRELIMINARY RELEASES FOR THE 1948 CENSUS OF BUSINESS

This series of releases, of which one is planned for each county in the United States, presents preliminary results of the 1948 Census of Business. The information is based on reports submitted by business establishments for that Census. The figures shown are preliminary, and are subject to revision in the final Census publications, but the changes are expected to be relatively minor with respect to coverage. The final Census figures will be issued in a series of Business Census bulletins which will show additional detailed kind-of-business information for all places where there are a sufficient number of establishments.

The 1948 Census of Business was taken under the provision of the Act of June 19, 1948, which provides that the Business Census be taken for 1948 and for each fifth year thereafter. Previous Business Censuses were taken for the years 1929, 1933, 1935, and 1939.

*Scope of the Census.*—The 1948 Census of Business covered all establishments in the following trades, as defined by the Standard Industrial Classification Manual, May 1949 issue, of the Executive Office of the President: all retail trades; all wholesale trades; all service trades in the following four groups—personal services, business services, automobile repairs and services, and miscellaneous repair services, hotels; tourist courts and camps; and amusements, including motion picture theaters. Some important services not covered are radio broadcasting and television, medical and health, legal, educational, nonprofit, accounting, and domestic services.

This coverage is similar to that of the 1939 Business Census. However, "custom trades" and "services incidental to transportation," which are no longer included in the standard classification of the service trades, are not covered by the 1948 Census. In a number of localities, these exclusions as well as other changes in the standard classification may have a considerable effect in comparing

1948 with 1939 data, particularly with respect to establishment count.

*Establishment definition.*—For Census purposes, a business establishment is defined to include only enterprises conducted from a recognizable place of business, provided that the annual sales were in excess of \$5,000 for a wholesale trade establishment and \$500 for establishments in other trades. A detailed analysis of coverage will be provided in future Census of Business publications.

"Number of establishments" is the number of separate business locations, rather than the number of business companies or organizations, since the Census figures represent information reported separately for each business location or establishment. The establishment count reflects the number of places in business at the end of 1948 excluding administrative and executive offices of multiunit organizations, and "chain store" warehouses.

*Sales and receipts.*—"1948 sales and receipts" represents sales of merchandise and receipts from repairs and other services to customers. The figures reflect deductions for returned goods and allowances, but not for trade-in allowances; they exclude sales and excise taxes collected from customers and paid directly to any taxing agency.

*Proprietors.*—"Active proprietors..." represents owners and partners of unincorporated businesses who devoted the major portion of their time to the business in November 1948.

*Employment.*—"Number of paid employees..." represents all employees on the pay roll for the pay period ending nearest November 15, 1948. "Full workweek" employees, whether regular or seasonal, are those who in the November 15 pay period were paid for working at least the number of hours typically worked in a week by employees of the reporting establishment.

# 1948 CENSUS OF BUSINESS

RETAIL, WHOLESALE, SERVICE TRADES

U. S. DEPARTMENT OF COMMERCE  
BUREAU OF THE CENSUS

## PRELIMINARY

For Release May 15, 1950

Release Series BC-1P-42-145

### LEON COUNTY, TEX.

Retail and service establishments located in Leon County, Texas, showed a substantial expansion in dollar volume of trade from 1939 to 1948 according to preliminary figures from the 1948 Census of Business released today by the Bureau of the Census, U. S. Department of Commerce.

Retail sales in the county during 1948 aggregated \$4.9 million, an increase of 123 percent over the \$2.2 million in 1939, when the preceding Census of Business was taken. The service trades included in the Census of Business recorded receipts totaling \$266,000 in 1948 compared with \$74,000 in 1939. Wholesale sales in the county reached a total of \$0.7 million in 1948, a decrease from the \$1.0 million reported in 1939.

Employment in the county decreased over the 9-year period between 1939 and 1948 for the above trades. Establishments in these trades reported a combined total of 254 paid employees for the workweek ended nearest November 15, 1948. This compared with a total of 279 employees reported for the week of November 15, 1939.

These preliminary figures have been derived from a Census report on Leon County, Texas. Final figures, superseding the preliminary data for Leon County, will be included in a Bulletin for the State of Texas to be issued in several months. Similar data will be made available this year in preliminary and final form for each of the counties and States. A single copy of the preliminary release for Leon County as well as an order blank for other area releases may be obtained by writing to the Bureau of the Census, Washington 25, D. C.

Table 1.—CENSUS OF BUSINESS PRELIMINARY RESULTS FOR 1948, BY TRADE GROUP  
LEON COUNTY, TEX.

Trade group and kind of business	Number of establishments	1948 sales and receipts (Thousand dollars)	Active proprietors of unincorporated businesses Nov. 1948	Paid employees, workweek ended nearest Nov. 15, 1948	
				Total employees <sup>1</sup>	Full workweek employees
RETAIL TRADE, total.....	151	4,901	148	212	158
Food group.....	45	1,626	46	43	30
Eating and drinking places.....	18	284	18	65	48
General merchandise grp, general stores	15	420	14	23	15
Furniture-home furnishgs=appliance grp	8	135	8	5	3
Automotive group.....	7	829	7	24	22
Gasoline service stations.....	28	777	26	33	27
Lumber-building-hardware group.....	8	275	8	5	5
Drug and proprietary stores.....	10	223	8	9	7
All other retail stores.....	12	332	13	5	1
WHOLESALE TRADE.....	8	688	6	14	x
SELECTED SERVICE TRADES, <sup>2</sup> /total.....	36	266	34	28	26
Personal services.....	16	68	18	10	9
All other service trades.....	18	198	16	18	17

x Not available.

<sup>1</sup>/ Includes employees paid for less than the full workweek.

<sup>2</sup>/ See General Description on last page for changes from the 1939 Census of Business in the coverage of Service Trades.

GENERAL DESCRIPTION OF PRELIMINARY RELEASES FOR THE  
1948 CENSUS OF BUSINESS

This series of releases, of which one is planned for each county in the United States, presents preliminary results of the 1948 Census of Business. The information is based on reports submitted by business establishments for that Census. The figures shown are preliminary, and are subject to revision in the final Census publications, but the changes are expected to be relatively minor with respect to coverage. The final Census figures will be issued in a series of Business Census bulletins which will show additional detailed kind-of-business information for all places where there are a sufficient number of establishments.

The 1948 Census of Business was taken under the provision of the Act of June 19, 1948, which provides that the Business Census be taken for 1948 and for each fifth year thereafter. Previous Business Censuses were taken for the years 1929, 1933, 1935, and 1939.

*Scope of the Census.*—The 1948 Census of Business covered all establishments in the following trades, as defined by the Standard Industrial Classification Manual, May 1949 issue, of the Executive Office of the President: all retail trades; all wholesale trades; all service trades in the following four groups—personal services, business services, automobile repairs and services, and miscellaneous repair services; hotels; tourist courts and camps; and amusements, including motion picture theaters. Some important services not covered are radio broadcasting and television, medical and health, legal, educational, nonprofit, accounting, and domestic services.

This coverage is similar to that of the 1939 Business Census. However, "custom trades" and "services incidental to transportation," which are no longer included in the standard classification of the service trades, are not covered by the 1948 Census. In a number of localities, these exclusions as well as other changes in the standard classification may have a considerable effect in comparing

1948 with 1939 data, particularly with respect to establishment count.

*Establishment definition.*—For Census purposes, a business establishment is defined to include only enterprises conducted from a recognizable place of business, provided that the annual sales were in excess of \$5,000 for a wholesale trade establishment and \$500 for establishments in other trades. A detailed analysis of coverage will be provided in future Census of Business publications.

"Number of establishments" is the number of separate business locations, rather than the number of business companies or organizations, since the Census figures represent information reported separately for each business location or establishment. The establishment count reflects the number of places in business at the end of 1948 excluding administrative and executive offices of multiunit organizations, and "chain store" warehouses.

*Sales and receipts.*—"1948 sales and receipts" represents sales of merchandise and receipts from repairs and other services to customers. The figures reflect deductions for returned goods and allowances, but not for trade-in allowances; they exclude sales and excise taxes collected from customers and paid directly to any taxing agency.

*Proprietors.*—"Active proprietors..." represents owners and partners of unincorporated businesses who devoted the major portion of their time to the business in November 1948.

*Employment.*—"Number of paid employees..." represents all employees on the pay roll for the pay period ending nearest November 15, 1948. "Full workweek" employees, whether regular or seasonal, are those who in the November 15 pay period were paid for working at least the number of hours typically worked in a week by employees of the reporting establishment.



# 1948 CENSUS OF BUSINESS

RETAIL, WHOLESALE, SERVICE TRADES

U. S. DEPARTMENT OF COMMERCE  
BUREAU OF THE CENSUS

## PRELIMINARY

For Release May 1, 1950

Release Series BC-1P-42-146

### LIBERTY COUNTY, TEX.

Retail, wholesale, and service establishments located in Liberty County, Texas, showed a substantial expansion in dollar volume of trade from 1939 to 1948 according to preliminary figures from the 1948 Census of Business released today by the Bureau of the Census, U. S. Department of Commerce.

Retail sales in the county during 1948 aggregated \$22.3 million, an increase of 266 percent over the \$6.1 million in 1939, when the preceding Census of Business was taken. Wholesale sales in the county reached a total of \$9.1 million in 1948 as compared with \$2.4 million in 1939. The service trades included in the Census of Business recorded receipts totaling \$1.1 million in 1948 compared with \$0.2 million in 1939.

Employment in the county also rose over the 9-year period between 1939 and 1948 for the above trades. Establishments in these trades reported a combined total of 1,388 paid employees for the workweek ended nearest November 15, 1948. This compared with a total of 891 employees reported for the week of November 15, 1939.

These preliminary figures have been derived from a Census report on Liberty County, Texas, which also included data for the city of Liberty. Final figures, superseding the preliminary data for Liberty County, will be included in a Bulletin for the State of Texas to be issued in several months. Similar data will be made available this year in preliminary and final form for each of the counties and States. A single copy of the preliminary release for Liberty County as well as an order blank for other area releases may be obtained by writing to the Bureau of the Census, Washington 25, D. C.

Table 1.—CENSUS OF BUSINESS PRELIMINARY RESULTS FOR 1948, BY TRADE GROUP

### LIBERTY COUNTY, TEX.

Trade group and kind of business	Number of establishments	1948 sales and receipts (Thousand dollars)	Active proprietors of unincorporated businesses Nov. 1948	Paid employees, workweek ended nearest Nov. 15, 1948	
				Total employees <sup>1</sup>	Full workweek employees
RETAIL TRADE, total.....	373	22,280	356	1,119	949
Food group.....	92	5,857	91	164	140
Eating and drinking places.....	75	1,727	75	253	213
General merchandise grp, general stores.....	22	1,313	16	97	60
Apparel group.....	9	519	8	27	21
Furniture-home furnishgs-appliance grp.....	16	702	12	28	23
Automotive group.....	36	4,261	36	190	183
Gasoline service stations.....	57	1,674	54	100	77
Lumber-building-hardware group.....	28	4,107	22	162	147
Drug and proprietary stores.....	13	601	14	45	38
All other retail stores.....	25	1,519	28	53	47
WHOLESALE TRADE, total.....	29	9,080	24	108	x
Merchant wholesalers.....	10	3,208	7	69	x
Other types of wholesale.....	19	5,872	17	39	x
SELECTED SERVICE TRADES, 2/ total.....	95	1,098	103	161	145
Personal services.....	55	492	62	101	93
All other service trades.....	40	606	41	60	52
TOURIST COURTS AND CAMPS.....	8	67	9	6	5

x Not available.

1/ Includes employees paid for less than the full workweek.

2/ See General Description on last page for changes from the 1939 Census of Business in the coverage of Service Trades.

Table 2.—CENSUS OF BUSINESS PRELIMINARY RESULTS FOR 1948 FOR CITIES OF 2,500 INHABITANTS OR MORE  
LIBERTY COUNTY, TEX.

(Data omitted for trade groups where necessary to avoid disclosure)

City and trade group <sup>1</sup>	Number of establishments	1948 sales and receipts (Thousand dollars)	Active proprietors of unincorporated businesses Nov. 1948	Paid employees, workweek ended nearest Nov. 15, 1948	
				Total employees <sup>2</sup>	Full workweek employees
<b>Liberty:</b>					
Retail trade.....	93	7,336	85	431	378
Selected service trades..	36	562	38	73	70
<b>Remainder of county:</b>					
Retail trade.....	280	14,944	271	688	571
Selected service trades..	59	536	65	88	75

1/ See General Description on this page for changes from the 1939 Census of Business in the coverage of Service Trades.

2/ Includes employees paid for less than the full workweek.

#### GENERAL DESCRIPTION OF PRELIMINARY RELEASES FOR THE 1948 CENSUS OF BUSINESS

This series of releases, of which one is planned for each county in the United States, presents preliminary results of the 1948 Census of Business. The information is based on reports submitted by business establishments for that Census. The figures shown are preliminary, and are subject to revision in the final Census publications, but the changes are expected to be relatively minor with respect to coverage. The final Census figures will be issued in a series of Business Census bulletins which will show additional detailed kind-of-business information for all places where there are a sufficient number of establishments.

The 1948 Census of Business was taken under the provision of the Act of June 19, 1948, which provides that the Business Census be taken for 1948 and for each fifth year thereafter. Previous Business Censuses were taken for the years 1929, 1933, 1935, and 1939.

**Scope of the Census.**—The 1948 Census of Business covered all establishments in the following trades, as defined by the Standard Industrial Classification Manual, May 1949 issue, of the Executive Office of the President: all retail trades; all wholesale trades; all service trades in the following four groups—personal services, business services, automobile repairs and services, and miscellaneous repair services; hotels; tourist courts and camps; and amusements, including motion picture theaters. Some important services not covered are radio broadcasting and television, medical and health, legal, educational, nonprofit, accounting, and domestic services.

This coverage is similar to that of the 1939 Business Census. However, "custom trades" and "services incidental to transportation," which are no longer included in the standard classification of the service trades, are not covered by the 1948 Census. In a number of localities, these exclusions as well as other changes in the standard classification may have

a considerable effect in comparing 1948 with 1939 data, particularly with respect to establishment count.

**Establishment definition.**—For Census purposes, a business establishment is defined to include only enterprises conducted from a recognizable place of business, provided that the annual sales were in excess of \$5,000 for a wholesale trade establishment and \$500 for establishments in other trades. A detailed analysis of coverage will be provided in future Census of Business publications.

"Number of establishments" is the number of separate business locations, rather than the number of business companies or organizations, since the Census figures represent information reported separately for each business location or establishment. The establishment count reflects the number of places in business at the end of 1948 excluding administrative and executive offices of multiunit organizations, and "chain store" warehouses.

**Sales and receipts.**—"1948 sales and receipts" represents sales of merchandise and receipts from repairs and other services to customers. The figures reflect deductions for returned goods and allowances, but not for trade-in allowances; they exclude sales and excise taxes collected from customers and paid directly to any taxing agency.

**Proprietors.**—"Active proprietors..." represents owners and partners of unincorporated businesses who devoted the major portion of their time to the business in November 1948.

**Employment.**—"Number of paid employees..." represents all employees on the pay roll for the pay period ending nearest November 15, 1948. "Full workweek" employees, whether regular or seasonal, are those who in the November 15 pay period were paid for working at least the number of hours typically worked in a week by employees of the reporting establishment.

# 1948 CENSUS OF BUSINESS

U. S. DEPARTMENT OF COMMERCE  
BUREAU OF THE CENSUS

RETAIL, WHOLESALE, SERVICE TRADES

## PRELIMINARY

For Release May 15, 1950

Release Series BC-1P-42-147

### LIMESTONE COUNTY, TEX.

Retail, wholesale, and service establishments located in Limestone County, Texas, showed a substantial expansion in dollar volume of trade from 1939 to 1948 according to preliminary figures from the 1948 Census of Business released today by the Bureau of the Census, U. S. Department of Commerce.

Retail sales in the county during 1948 aggregated \$12.8 million, an increase of 167 percent over the \$4.8 million in 1939, when the preceding Census of Business was taken. Wholesale sales in the county reached a total of \$13.2 million in 1948 as compared with \$2.3 million in 1939. The service trades included in the Census of Business recorded receipts totaling \$677,000 in 1948 compared with \$227,000 in 1939.

Employment in the county also rose over the 9-year period between 1939 and 1948 for the above trades. Establishments in these trades reported a combined total of 955 paid employees for the workweek ended nearest November 15, 1948. This compared with a total of 818 employees reported for the week of November 15, 1939.

These preliminary figures have been derived from a Census report on Limestone County, Texas, which also includes data for the city of Mexia. Final figures, superseding the preliminary data for Limestone County, will be included in a Bulletin for the State of Texas to be issued in several months. Similar data will be made available this year in preliminary and final form for each of the counties and States. A single copy of the preliminary release for Limestone County as well as an order blank for other area releases may be obtained by writing to the Bureau of the Census, Washington 25, D. C.

Table 1.—CENSUS OF BUSINESS PRELIMINARY RESULTS FOR 1948, BY TRADE GROUP

### LIMESTONE COUNTY, TEX.

Trade group and kind of business	Number of establishments	1948 sales and receipts (Thousand dollars)	Active proprietors of unincorporated businesses Nov. 1948	Paid employees, workweek ended nearest Nov. 15, 1948	
				Total employees <sup>1</sup>	Full workweek employees
RETAIL TRADE, total.....	354	12,836	347	710	558
Food group.....	107	3,629	108	116	95
Eating and drinking places.....	76	607	77	100	71
General merchandise grp, general stores	16	1,056	11	102	65
Apparel group.....	11	496	8	30	24
Furniture-home furnishgs-appliance grp	18	763	23	35	32
Automotive group.....	17	2,302	16	88	85
Gasoline service stations.....	43	917	42	51	38
Lumber-building-hardware group.....	21	1,551	18	97	69
Drug and proprietary stores.....	14	579	14	49	42
All other retail stores.....	31	936	30	42	37
WHOLESALE TRADE, total.....	28	13,156	23	125	x
Merchant wholesalers.....	12	2,656	6	74	x
Other types of wholesale.....	16	10,500	17	51	x
SELECTED SERVICE TRADES, <sup>2</sup> total.....	102	677	101	120	101
Personal services.....	62	403	60	98	84
All other service trades.....	40	274	41	22	17
AMUSEMENTS.....	9	176	7	30	x

x Not available.

<sup>1</sup>/ Includes employees paid for less than the full workweek.

<sup>2</sup>/ See General Description on last page for changes from the 1939 Census of Business in the coverage of Service Trades.

Table 2.—CENSUS OF BUSINESS PRELIMINARY RESULTS FOR 1948 FOR CITIES OF 2,500 INHABITANTS OR MORE

## LIMESTONE COUNTY, TEX.

(Data omitted for trade groups where necessary to avoid disclosure)

City and trade group <sup>1</sup>	Number of establishments	1948 sales and receipts (Thousand dollars)	Active proprietors of unincorporated businesses Nov. 1948	Paid employees, workweek ended nearest Nov. 15, 1948	
				Total employees <sup>2</sup>	Full workweek employees
Mexia:					
Retail trade.....	142	7,200	137	423	349
Wholesale trade.....	13	3,182	8	69	x
Selected service trades...	49	404	48	79	67
Remainder of county:					
Retail trade.....	212	5,636	210	287	209
Wholesale trade.....	15	9,974	15	56	x
Selected service trades...	53	273	53	41	34

x Not available.

<sup>1</sup>/ See General Description on this page for changes from the 1939 Census of Business in the coverage of Service Trades.<sup>2</sup>/ Includes employees paid for less than the full workweek.

## GENERAL DESCRIPTION OF PRELIMINARY RELEASES FOR THE 1948 CENSUS OF BUSINESS

This series of releases, of which one is planned for each county in the United States, presents preliminary results of the 1948 Census of Business. The information is based on reports submitted by business establishments for that Census. The figures shown are preliminary, and are subject to revision in the final Census publications, but the changes are expected to be relatively minor with respect to coverage. The final Census figures will be issued in a series of Business Census bulletins which will show additional detailed kind-of-business information for all places where there are a sufficient number of establishments.

The 1948 Census of Business was taken under the provision of the Act of June 19, 1948, which provides that the Business Census be taken for 1948 and for each fifth year thereafter. Previous Business Censuses were taken for the years 1929, 1933, 1935, and 1939.

**Scope of the Census.**—The 1948 Census of Business covered all establishments in the following trades, as defined by the Standard Industrial Classification Manual, May 1949 issue, of the Executive Office of the President: all retail trades; all wholesale trades; all service trades in the following four groups—personal services, business services, automobile repairs and services, and miscellaneous repair services; hotels; tourist courts and camps; and amusements, including motion picture theaters. Some important services not covered are radio broadcasting and television, medical and health, legal, educational, nonprofit, accounting, and domestic services.

This coverage is similar to that of the 1939 Business Census. However, "custom trades" and "services incidental to transportation," which are no longer included in the standard classification of the service trades, are not covered by the 1948 Census. In a number of localities, these exclusions as well as

other changes in the standard classification may have a considerable effect in comparing 1948 with 1939 data, particularly with respect to establishment count.

**Establishment definition.**—For Census purposes, a business establishment is defined to include only enterprises conducted from a recognizable place of business, provided that the annual sales were in excess of \$5,000 for a wholesale trade establishment and \$500 for establishments in other trades. A detailed analysis of coverage will be provided in future Census of Business publications.

"Number of establishments" is the number of separate business locations, rather than the number of business companies or organizations, since the Census figures represent information reported separately for each business location or establishment. The establishment count reflects the number of places in business at the end of 1948 excluding administrative and executive offices of multiunit organizations, and "chain store" warehouses.

**Sales and receipts.**—"1948 sales and receipts" represents sales of merchandise and receipts from repairs and other services to customers. The figures reflect deductions for returned goods and allowances, but not for trade-in allowances; they exclude sales and excise taxes collected from customers and paid directly to any taxing agency.

**Proprietors.**—"Active proprietors..." represents owners and partners of unincorporated businesses who devoted the major portion of their time to the business in November 1948.

**Employment.**—"Number of paid employees..." represents all employees on the pay roll for the pay period ending nearest November 15, 1948. "Full workweek" employees, whether regular or seasonal, are those who in the November 15 pay period were paid for working at least the number of hours typically worked in a week by employees of the reporting establishment.

# 1948 CENSUS OF BUSINESS

RETAIL, WHOLESALE, SERVICE TRADES

U. S. DEPARTMENT OF COMMERCE  
BUREAU OF THE CENSUS

## PRELIMINARY

For Release May 1, 1950

Release Series BC-1P-42-148

### LIPSCOMB COUNTY, TEX.

Retail, wholesale, and service establishments located in Lipscomb County, Texas, showed a substantial expansion in dollar volume of trade from 1939 to 1948 according to preliminary figures from the 1948 Census of Business released today by the Bureau of the Census, U. S. Department of Commerce.

Retail sales in the county during 1948 aggregated \$4.4 million, an increase of 340 percent over the \$1.0 million in 1939, when the preceding Census of Business was taken. Wholesale sales in the county reached a total of \$7.1 million in 1948 as compared with \$1.0 million in 1939. The service trades included in the Census of Business recorded receipts totaling \$109,000 in 1948 compared with \$40,000 in 1939.

Employment in the county also rose over the 9-year period between 1939 and 1948 for the above trades. Establishments in these trades reported a combined total of 193 paid employees for the workweek ended nearest November 15, 1948. This compared with a total of 122 employees for the week of November 15, 1939.

These preliminary figures have been derived from a Census report on Lipscomb County, Texas. Final figures, superseding the preliminary data for Lipscomb County, will be included in a Bulletin for the State of Texas to be issued in several months. Similar data will be made available this year in preliminary and final form for each of the counties and States. A single copy of the preliminary release for Lipscomb County as well as an order blank for other area releases may be obtained by writing to the Bureau of the Census, Washington 25, D. C.

Table 1.—CENSUS OF BUSINESS PRELIMINARY RESULTS FOR 1948, BY TRADE GROUP

### LIPSCOMB COUNTY, TEX.

Trade group and kind of business	Number of establishments	1948 sales and receipts (Thousand dollars)	Active proprietors of unincorporated businesses Nov. 1948	Paid employees, workweek ended nearest Nov. 15, 1948	
				Total employees <sup>1</sup>	Full workweek employees
RETAIL TRADE, total.....	84	4,399	84	132	103
Food group.....	11	878	13	24	14
Eating and drinking places.....	10	161	10	28	22
Gasoline service stations.....	12	299	12	10	8
All other retail stores.....	51	3,061	49	70	59
WHOLESALE TRADE.....	18	7,093	10	48	x
SELECTED SERVICE TRADES, <sup>2/</sup> total.....	22	109	24	13	12
Personal services.....	16	63	16	8	7
All other service trades.....	6	46	8	5	5
AMUSEMENTS.....	7	57	9	8	x

x Not available.

<sup>1/</sup> Includes employees paid for less than the full workweek.

<sup>2/</sup> See General Description on last page for changes from the 1939 Census of Business in the coverage of Service Trades.

## GENERAL DESCRIPTION OF PRELIMINARY RELEASES FOR THE 1948 CENSUS OF BUSINESS

This series of releases, of which one is planned for each county in the United States, presents preliminary results of the 1948 Census of Business. The information is based on reports submitted by business establishments for that Census. The figures shown are preliminary, and are subject to revision in the final Census publications, but the changes are expected to be relatively minor with respect to coverage. The final Census figures will be issued in a series of Business Census bulletins which will show additional detailed kind-of-business information for all places where there are a sufficient number of establishments.

The 1948 Census of Business was taken under the provision of the Act of June 19, 1948, which provides that the Business Census be taken for 1948 and for each fifth year thereafter. Previous Business Censuses were taken for the years 1929, 1933, 1935, and 1939.

*Scope of the Census.*—The 1948 Census of Business covered all establishments in the following trades, as defined by the Standard Industrial Classification Manual, May 1949 issue, of the Executive Office of the President: all retail trades; all wholesale trades; all service trades in the following four groups—personal services, business services, automobile repairs and services, and miscellaneous repair services; hotels; tourist courts and camps; and amusements, including motion picture theaters. Some important services not covered are radio broadcasting and television, medical and health, legal, educational, nonprofit, accounting, and domestic services.

This coverage is similar to that of the 1939 Business Census. However, "custom trades" and "services incidental to transportation," which are no longer included in the standard classification of the service trades, are not covered by the 1948 Census. In a number of localities, these exclusions as well as other changes in the standard classification may have a considerable effect in comparing

1948 with 1939 data, particularly with respect to establishment count.

*Establishment definition.*—For Census purposes, a business establishment is defined to include only enterprises conducted from a recognizable place of business, provided that the annual sales were in excess of \$5,000 for a wholesale trade establishment and \$500 for establishments in other trades. A detailed analysis of coverage will be provided in future Census of Business publications.

"Number of establishments" is the number of separate business locations, rather than the number of business companies or organizations, since the Census figures represent information reported separately for each business location or establishment. The establishment count reflects the number of places in business at the end of 1948 excluding administrative and executive offices of multiunit organizations, and "chain store" warehouses.

*Sales and receipts.*—"1948 sales and receipts" represents sales of merchandise and receipts from repairs and other services to customers. The figures reflect deductions for returned goods and allowances, but not for trade-in allowances; they exclude sales and excise taxes collected from customers and paid directly to any taxing agency.

*Proprietors.*—"Active proprietors..." represents owners and partners of unincorporated businesses who devoted the major portion of their time to the business in November 1948.

*Employment.*—"Number of paid employees..." represents all employees on the pay roll for the pay period ending nearest November 15, 1948. "Full workweek" employees, whether regular or seasonal, are those who in the November 15 pay period were paid for working at least the number of hours typically worked in a week by employees of the reporting establishment.

# 1948 CENSUS OF BUSINESS

RETAIL, WHOLESALE, SERVICE TRADES

U. S. DEPARTMENT OF COMMERCE  
BUREAU OF THE CENSUS

## PRELIMINARY

For Release May 22, 1950

Release Series BC-1P-42-149

### LIVE OAK COUNTY, TEX.

Retail, wholesale, and service establishments located in Live Oak County, Texas, showed a substantial expansion in dollar volume of trade from 1939 to 1948 according to preliminary figures from the 1948 Census of Business released today by the Bureau of the Census, U. S. Department of Commerce.

Retail sales in the county during 1948 aggregated \$5.1 million, an increase of 240 percent over the \$1.5 million in 1939, when the preceding Census of Business was taken. Wholesale sales in the county reached a total of \$2.0 million in 1948 as compared with \$0.4 million in 1939. The service trades included in the Census of Business recorded receipts totaling \$137,000 in 1948 compared with \$42,000 in 1939.

Employment in the county also rose over the 9-year period between 1939 and 1948 for the above trades. Establishments in these trades reported a combined total of 312 paid employees for the workweek ended nearest November 15, 1948. This compared with a total of 187 employees reported for the week of November 15, 1939.

These preliminary figures have been derived from a Census report on Live Oak County, Texas. Final figures, superseding the preliminary data for Live Oak County, will be included in a Bulletin for the State of Texas to be issued in several months. Similar data will be made available this year in preliminary and final form for each of the counties and States. A single copy of the preliminary release for Live Oak County as well as an order blank for other area releases may be obtained by writing to the Bureau of the Census, Washington 25, D. C.

Table 1.—CENSUS OF BUSINESS PRELIMINARY RESULTS FOR 1948, BY TRADE GROUP

### LIVE OAK COUNTY, TEX.

Trade group and kind of business	Number of establishments	1948 sales and receipts (Thousand dollars)	Active proprietors of unincorporated businesses Nov. 1948	Paid employees, workweek ended nearest Nov. 15, 1948	
				Total employees <sup>1</sup>	Full workweek employees
RETAIL TRADE, total.....	116	5,119	113	262	238
Food group.....	28	1,172	33	35	24
Eating and drinking places.....	30	552	27	77	74
Gasoline service stations.....	18	463	18	30	25
All other retail stores.....	40	2,932	35	120	115
WHOLESALE TRADE.....	14	1,987	8	30	x
SELECTED SERVICE TRADES, <sup>2/</sup> total.....	26	137	26	20	13
Personal services.....	15	73	13	16	9
All other service trades.....	11	64	13	4	4

x Not available.

<sup>1/</sup> Includes employees paid for less than the full workweek.

<sup>2/</sup> See General Description on last page for changes from the 1939 Census of Business in the coverage of Service Trades.

## GENERAL DESCRIPTION OF PRELIMINARY RELEASES FOR THE 1948 CENSUS OF BUSINESS

This series of releases, of which one is planned for each county in the United States, presents preliminary results of the 1948 Census of Business. The information is based on reports submitted by business establishments for that Census. The figures shown are preliminary, and are subject to revision in the final Census publications, but the changes are expected to be relatively minor with respect to coverage. The final Census figures will be issued in a series of Business Census bulletins which will show additional detailed kind-of-business information for all places where there are a sufficient number of establishments.

The 1948 Census of Business was taken under the provision of the Act of June 19, 1948, which provides that the Business Census be taken for 1948 and for each fifth year thereafter. Previous Business Censuses were taken for the years 1929, 1933, 1935, and 1939.

*Scope of the Census.*—The 1948 Census of Business covered all establishments in the following trades, as defined by the Standard Industrial Classification Manual, May 1949 issue, of the Executive Office of the President: all retail trades; all wholesale trades; all service trades in the following four groups—personal services, business services, automobile repairs and services, and miscellaneous repair services; hotels; tourist courts and camps; and amusements, including motion picture theaters. Some important services not covered are radio broadcasting and television, medical and health, legal, educational, nonprofit, accounting, and domestic services.

This coverage is similar to that of the 1939 Business Census. However, "custom trades" and "services incidental to transportation," which are no longer included in the standard classification of the service trades, are not covered by the 1948 Census. In a number of localities, these exclusions as well as other changes in the standard classification may have a considerable effect in comparing

1948 with 1939 data, particularly with respect to establishment count.

*Establishment definition.*—For Census purposes, a business establishment is defined to include only enterprises conducted from a recognizable place of business, provided that the annual sales were in excess of \$5,000 for a wholesale trade establishment and \$500 for establishments in other trades. A detailed analysis of coverage will be provided in future Census of Business publications.

"Number of establishments" is the number of separate business locations, rather than the number of business companies or organizations, since the Census figures represent information reported separately for each business location or establishment. The establishment count reflects the number of places in business at the end of 1948 excluding administrative and executive offices of multiunit organizations, and "chain store" warehouses.

*Sales and receipts.*—"1948 sales and receipts" represents sales of merchandise and receipts from repairs and other services to customers. The figures reflect deductions for returned goods and allowances, but not for trade-in allowances; they exclude sales and excise taxes collected from customers and paid directly to any taxing agency.

*Proprietors.*—"Active proprietors..." represents owners and partners of unincorporated businesses who devoted the major portion of their time to the business in November 1948.

*Employment.*—"Number of paid employees..." represents all employees on the pay roll for the pay period ending nearest November 15, 1948. "Full workweek" employees, whether regular or seasonal, are those who in the November 15 pay period were paid for working at least the number of hours typically worked in a week by employees of the reporting establishment.



# 1948 CENSUS OF BUSINESS

RETAIL, WHOLESALE, SERVICE TRADES

U. S. DEPARTMENT OF COMMERCE  
BUREAU OF THE CENSUS

## PRELIMINARY

For Release May 8, 1950

Release Series BC-1P-42-150

### LLANO COUNTY, TEX.

Retail, wholesale, and service establishments located in Llano County, Texas, showed a substantial expansion in dollar volume of trade from 1939 to 1948 according to preliminary figures from the 1948 Census of Business released today by the Bureau of the Census, U. S. Department of Commerce.

Retail sales in the county during 1948 aggregated \$4.8 million, an increase of 220 percent over the \$1.5 million in 1939, when the preceding Census of Business was taken. Wholesale sales in the county reached a total of \$2.3 million in 1948 as compared with \$0.8 million in 1939. The service trades included in the Census of Business recorded receipts totaling \$102,000 in 1948 compared with \$82,000 in 1939.

Employment in the county also rose over the 9-year period between 1939 and 1948 for the above trades. Establishments in these trades reported a combined total of 225 paid employees for the workweek ended nearest November 15, 1948. This compared with a total of 191 employees reported for the week of November 15, 1939.

These preliminary figures have been derived from a Census report on Llano County, Texas, which also includes data for the city of Llano. Final figures, superseding the preliminary data for Llano County, will be included in a Bulletin for the State of Texas to be issued in several months. Similar data will be made available this year in preliminary and final form for each of the counties and States. A single copy of the preliminary release for Llano County as well as an order blank for other area releases may be obtained by writing to the Bureau of the Census, Washington 25, D. C.

Table 1.—CENSUS OF BUSINESS PRELIMINARY RESULTS FOR 1948, BY TRADE GROUP

### LLANO COUNTY, TEX.

Trade group and kind of business	Number of establishments	1948 sales and receipts (Thousand dollars)	Active proprietors of unincorporated businesses Nov. 1948	Paid employees, workweek ended nearest Nov. 15, 1948	
				Total employees <sup>1</sup>	Full workweek employees
RETAIL TRADE, total.....	114	4,792	122	161	136
Food group.....	25	1,093	27	18	10
Eating and drinking places.....	25	521	26	47	40
Gasoline service stations.....	16	317	17	11	11
All other retail stores.....	48	2,861	52	85	75
WHOLESALE TRADE.....	17	2,319	15	42	x
SELECTED SERVICE TRADES, <sup>2/</sup> total.....	17	102	17	22	22
Personal services.....	12	79	12	21	21
All other service trades.....	5	23	5	1	1
TOURIST COURTS AND CAMPS.....	12	35	10	9	8

x Not available.

<sup>1/</sup> Includes employees paid for less than the full workweek.

<sup>2/</sup> See General Description on last page for changes from the 1939 Census of Business in the coverage of Service Trades.

Table 2.—CENSUS OF BUSINESS PRELIMINARY RESULTS FOR 1948 FOR CITIES OF 2,500 INHABITANTS OR MORE

## LLANO COUNTY, TEX.

(Data omitted for trade groups where necessary to avoid disclosure)

City and trade group <sup>1</sup>	Number of establishments	1948 sales and receipts (Thousand dollars)	Active proprietors of unincorporated businesses Nov. 1948	Paid employees, workweek ended nearest Nov. 15, 1948	
				Total employees <sup>1</sup>	Full workweek employees
Llano:					
Retail trade.....	78	4,159	85	141	121
Remainder of county:					
Retail trade.....	36	633	37	20	15

<sup>1</sup>/ Includes employees paid for less than the full workweek.

## GENERAL DESCRIPTION OF PRELIMINARY RELEASES FOR THE 1948 CENSUS OF BUSINESS

This series of releases, of which one is planned for each county in the United States, presents preliminary results of the 1948 Census of Business. The information is based on reports submitted by business establishments for that Census. The figures shown are preliminary, and are subject to revision in the final Census publications, but the changes are expected to be relatively minor with respect to coverage. The final Census figures will be issued in a series of Business Census bulletins which will show additional detailed kind-of-business information for all places where there are a sufficient number of establishments.

The 1948 Census of Business was taken under the provision of the Act of June 19, 1948, which provides that the Business Census be taken for 1948 and for each fifth year thereafter. Previous Business Censuses were taken for the years 1929, 1933, 1935, and 1939.

**Scope of the Census.**—The 1948 Census of Business covered all establishments in the following trades, as defined by the Standard Industrial Classification Manual, May 1949 issue, of the Executive Office of the President: all retail trades; all wholesale trades; all service trades in the following four groups—personal services, business services, automobile repairs and services, and miscellaneous repair services; hotels; tourist courts and camps; and amusements, including motion picture theaters. Some important services not covered are radio broadcasting and television, medical and health, legal, educational, nonprofit, accounting, and domestic services.

This coverage is similar to that of the 1939 Business Census. However, "custom trades" and "services incidental to transportation," which are no longer included in the standard classification of the service trades, are not covered by the 1948 Census. In a number of localities, these exclusions as well as

other changes in the standard classification may have a considerable effect in comparing 1948 with 1939 data, particularly with respect to establishment count.

**Establishment definition.**—For Census purposes, a business establishment is defined to include only enterprises conducted from a recognizable place of business, provided that the annual sales were in excess of \$5,000 for a wholesale trade establishment and \$500 for establishments in other trades. A detailed analysis of coverage will be provided in future Census of Business publications.

"Number of establishments" is the number of separate business locations, rather than the number of business companies or organizations, since the Census figures represent information reported separately for each business location or establishment. The establishment count reflects the number of places in business at the end of 1948 excluding administrative and executive offices of multiunit organizations, and "chain store" warehouses.

**Sales and receipts.**—"1948 sales and receipts" represents sales of merchandise and receipts from repairs and other services to customers. The figures reflect deductions for returned goods and allowances, but not for trade-in allowances; they exclude sales and excise taxes collected from customers and paid directly to any taxing agency.

**Proprietors.**—"Active proprietors..." represents owners and partners of unincorporated businesses who devoted the major portion of their time to the business in November 1948.

**Employment.**—"Number of paid employees..." represents all employees on the pay roll for the pay period ending nearest November 15, 1948. "Full workweek" employees, whether regular or seasonal, are those who in the November 15 pay period were paid for working at least the number of hours typically worked in a week by employees of the reporting establishment.

# 1948 CENSUS OF BUSINESS

RETAIL, WHOLESALE, SERVICE TRADES

U. S. DEPARTMENT OF COMMERCE  
BUREAU OF THE CENSUS

## PRELIMINARY

For Release May 8, 1950

Release Series BC-1P-42-152

### LUBBOCK COUNTY, TEX.

Retail, wholesale, and service establishments located in Lubbock County, Texas, showed a substantial expansion in dollar volume of trade from 1939 to 1948 according to preliminary figures from the 1948 Census of Business released today by the Bureau of the Census, U. S. Department of Commerce.

Retail sales in the county during 1948 aggregated \$115.7 million, an increase of 401 percent over the \$23.1 million in 1939, when the preceding Census of Business was taken. Wholesale sales in the county reached a total of \$181.1 million in 1948 as compared with \$33.4 million in 1939. The service trades included in the Census of Business recorded receipts totaling \$7.7 million in 1948 compared with \$1.4 million in 1939.

Employment in the county also rose over the 9-year period between 1939 and 1948 for the above trades. Establishments in these trades reported a combined total of 8,708 paid employees for the workweek ended nearest November 15, 1948. This compared with a total of 4,291 employees reported for the week of November 15, 1939.

These preliminary figures have been derived from a Census report on Lubbock County, Texas, which also includes data for the cities of Lubbock and Slaton. Final figures, superseding the preliminary data for Lubbock County, will be included in a Bulletin for the State of Texas to be issued in several months. Similar data will be made available this year in preliminary and final form for each of the counties and States. A single copy of the preliminary release for Lubbock County as well as an order blank for other area releases may be obtained by writing to the Bureau of the Census, Washington 25, D. C.

**Table 1.—CENSUS OF BUSINESS PRELIMINARY RESULTS FOR 1948, BY TRADE GROUP**  
LUBBOCK COUNTY, TEX.

Trade group and kind of business	Number of establishments	1948 sales and receipts (Thousand dollars)	Active proprietors of unincorporated businesses Nov. 1948	Paid employees, workweek ended nearest Nov. 15, 1948	
				Total employees <sup>1</sup>	Full workweek employees
RETAIL TRADE, total.....	1,030	115,699	1,013	5,652	4,695
Food group.....	250	17,504	242	692	490
Eating and drinking places.....	123	3,602	119	724	601
General merchandise grp, general stores	34	17,651	22	1,255	969
Apparel group.....	64	7,637	52	446	391
Furniture-home furnishgs-appliance grp	63	6,283	72	322	295
Automotive group.....	99	27,761	103	689	664
Gasoline service stations.....	135	5,974	150	290	234
Lumber-building-hardware group.....	87	17,178	76	482	438
Drug and proprietary stores.....	42	4,578	41	375	310
All other retail stores.....	133	7,531	136	377	303
WHOLESALE TRADE, total.....	212	181,146	160	1,700	x
Merchant wholesalers, total.....	130	62,358	98	1,299	x
Groceries, foods.....	28	19,810	19	403	x
Hardware, elec'l, plum'g and heating..	20	12,423	9	220	x
Mach'y, equip't, industrial supplies.	24	5,379	14	158	x
Automotive parts, accessories.....	18	4,022	22	146	x
All other merchant wholesalers.....	40	20,724	34	372	x
Manufact'rs' sales branches, offices..	10	5,505	-	57	x
Petroleum bulk plants, terminals.....	21	8,333	22	134	x
Agents, brokers (merchandise).....	8	28,582	7	54	x
Assemblers of farm products.....	43	76,368	33	156	x
SELECTED SERVICE TRADES, <sup>2/</sup> total.....	412	7,740	446	1,356	1,224
Personal services.....	213	4,257	226	980	909
Business services.....	19	390	18	41	22
Automotive repairs and services.....	94	1,846	112	200	174
Other repair services.....	86	1,247	90	135	119
TOURIST COURTS AND CAMPS.....	31	376	31	42	35
AMUSEMENTS.....	27	1,235	8	228	x

x Not available.

<sup>1/</sup> Includes employees paid for less than the full workweek.

<sup>2/</sup> See General Description on last page for changes from the 1939 Census of Business in the coverage of Service Trades.

Table 2.—CENSUS OF BUSINESS PRELIMINARY RESULTS FOR 1948 FOR CITIES OF 2,500 INHABITANTS OR MORE

## LUBBOCK COUNTY, TEX.

(Data omitted for trade groups where necessary to avoid disclosure)

City and trade group <sup>1</sup>	Number of establishments	1948 sales and receipts (Thousand dollars)	Active proprietors of unincorporated businesses Nov. 1948	Paid employees, workweek ended nearest Nov. 15, 1948	
				Total employees <sup>2</sup>	Full workweek employees
Lubbock:					
Retail trade.....	762	103,644	739	5,182	4,369
Wholesale trade.....	186	172,538	142	1,541	x
Selected service trades....	320	6,701	343	1,224	1,110
Tourist courts and camps...	13	154	15	12	11
Slaton:					
Retail trade.....	80	4,104	85	257	164
Selected service trades...	37	358	43	55	46
Tourist courts and camps..		Included with	"Remainder of county"		
Remainder of county: <sup>3/</sup>					
Retail trade.....	188	7,951	189	213	162
Wholesale trade.....	26	8,608	18	159	x
Selected service trades....	55	681	60	77	68
Tourist courts and camps..	18	222	16	30	24

x Not available.

1/ See General Description on this page for changes from the 1939 Census of Business in the coverage of Service Trades.

2/ Includes employees paid for less than the full workweek.

3/ Except as indicated above, includes figures for establishments, other than wholesale, not located in cities of 2,500 inhabitants or more, and wholesale establishments not located in cities of 5,000 inhabitants or more.

## GENERAL DESCRIPTION OF PRELIMINARY RELEASES FOR THE 1948 CENSUS OF BUSINESS

This series of releases, of which one is planned for each county in the United States, presents preliminary results of the 1948 Census of Business. The information is based on reports submitted by business establishments for that Census. The figures shown are preliminary, and are subject to revision in the final Census publications, but the changes are expected to be relatively minor with respect to coverage. The final Census figures will be issued in a series of Business Census bulletins which will show additional detailed kind-of-business information for all places where there are a sufficient number of establishments.

The 1948 Census of Business was taken under the provision of the Act of June 19, 1948, which provides that the Business Census be taken for 1948 and for each fifth year thereafter. Previous Business Censuses were taken for the years 1929, 1933, 1935, and 1939.

**Scope of the Census.**—The 1948 Census of Business covered all establishments in the following trades, as defined by the Standard Industrial Classification Manual, May 1949 issue, of the Executive Office of the President: all retail trades; all wholesale trades; all service trades in the following four groups—personal services, business services, automobile repairs and services, and miscellaneous repair services; hotels; tourist courts and camps; and amusements, including motion picture theaters. Some important services not covered are radio broadcasting and television, medical and health, legal, educational, nonprofit, accounting, and domestic services.

This coverage is similar to that of the 1939 Business Census. However, "custom trades" and "services incidental to transportation," which are no longer included in the standard classification of the service trades, are not covered by the 1948 Census. In a number of localities, these exclusions as well as

other changes in the standard classification may have a considerable effect in comparing 1948 with 1939 data, particularly with respect to establishment count.

**Establishment definition.**—For Census purposes, a business establishment is defined to include only enterprises conducted from a recognizable place of business, provided that the annual sales were in excess of \$5,000 for a wholesale trade establishment and \$500 for establishments in other trades. A detailed analysis of coverage will be provided in future Census of Business publications.

"Number of establishments" is the number of separate business locations, rather than the number of business companies or organizations, since the Census figures represent information reported separately for each business location or establishment. The establishment count reflects the number of places in business at the end of 1948 excluding administrative and executive offices of multiunit organizations, and "chain store" warehouses.

**Sales and receipts.**—"1948 sales and receipts" represents sales of merchandise and receipts from repairs and other services to customers. The figures reflect deductions for returned goods and allowances, but not for trade-in allowances; they exclude sales and excise taxes collected from customers and paid directly to any taxing agency.

**Proprietors.**—"Active proprietors..." represents owners and partners of unincorporated businesses who devoted the major portion of their time to the business in November 1948.

**Employment.**—"Number of paid employees..." represents all employees on the pay roll for the pay period ending nearest November 15, 1948. "Full workweek" employees, whether regular or seasonal, are those who in the November 15 pay period were paid for working at least the number of hours typically worked in a week by employees of the reporting establishment.

=

K

T

F

v  
t  
3.

# 1948 CENSUS OF BUSINESS

RETAIL, WHOLESALE, SERVICE TRADES

U. S. DEPARTMENT OF COMMERCE  
BUREAU OF THE CENSUS

## PRELIMINARY

For Release May 1, 1950

Release Series BC-1P-42-153

### LYNN COUNTY, TEX.

Retail, wholesale, and service establishments located in Lynn County, Texas, showed a substantial expansion in dollar volume of trade from 1939 to 1948 according to preliminary figures from the 1948 Census of Business released today by the Bureau of the Census, U. S. Department of Commerce.

Retail sales in the county during 1948 aggregated \$7.6 million, an increase of 138 percent over the \$3.2 million in 1939, when the preceding Census of Business was taken. Wholesale sales in the county reached a total of \$3.4 million in 1948 as compared with \$0.6 million in 1939. The service trades included in the Census of Business recorded receipts totaling \$323,000 in 1948 compared with \$75,000 in 1939.

Employment in the county also rose over the 9-year period between 1939 and 1948 for the above trades. Establishments in these trades reported a combined total of 441 paid employees for the workweek ended nearest November 15, 1948. This compared with a total of 405 employees reported for the week of November 15, 1939.

These preliminary figures have been derived from a Census report on Lynn County, Texas. Final figures, superseding the preliminary data for Lynn County, will be included in a Bulletin for the State of Texas to be issued in several months. Similar data will be made available this year in preliminary and final form for each of the counties and States. A single copy of the preliminary release for Lynn County as well as an order blank for other area releases may be obtained by writing to the Bureau of the Census, Washington 25, D. C.

Table 1.—CENSUS OF BUSINESS PRELIMINARY RESULTS FOR 1948, BY TRADE GROUP  
LYNN COUNTY, TEX.

Trade group and kind of business	Number of establishments	1948 sales and receipts (Thousand dollars)	Active proprietors of unincorporated businesses Nov. 1948	Paid employees, workweek ended nearest Nov. 15, 1948	
				Total employees <sup>1</sup>	Full workweek employees
RETAIL TRADE, total .....	145	7,565	142	330	255
Food group.....	40	1,694	43	51	32
Eating and drinking places.....	16	230	16	40	38
Gasoline service stations.....	22	477	23	16	12
All other retail stores.....	67	5,164	60	223	173
WHOLESALE TRADE.....	28	3,393	24	54	x
SELECTED SERVICE TRADES, <sup>2</sup> /total.....	43	323	44	57	48
Personal services.....	25	201	26	45	37
All other service trades.....	18	122	18	12	11

x. Not available.

<sup>1</sup>/ Includes employees paid for less than the full workweek.

<sup>2</sup>/ See General Description on last page for changes from the 1939 Census of Business in the coverage of Service Trades.

## GENERAL DESCRIPTION OF PRELIMINARY RELEASES FOR THE 1948 CENSUS OF BUSINESS

This series of releases, of which one is planned for each county in the United States, presents preliminary results of the 1948 Census of Business. The information is based on reports submitted by business establishments for that Census. The figures shown are preliminary, and are subject to revision in the final Census publications, but the changes are expected to be relatively minor with respect to coverage. The final Census figures will be issued in a series of Business Census bulletins which will show additional detailed kind-of-business information for all places where there are a sufficient number of establishments.

The 1948 Census of Business was taken under the provision of the Act of June 19, 1948, which provides that the Business Census be taken for 1948 and for each fifth year thereafter. Previous Business Censuses were taken for the years 1929, 1933, 1935, and 1939.

*Scope of the Census.*—The 1948 Census of Business covered all establishments in the following trades, as defined by the Standard Industrial Classification Manual, May 1949 issue, of the Executive Office of the President: all retail trades; all wholesale trades; all service trades in the following four groups—personal services, business services, automobile repairs and services, and miscellaneous repair services; hotels; tourist courts and camps; and amusements, including motion picture theaters. Some important services not covered are radio broadcasting and television, medical and health, legal, educational, nonprofit, accounting, and domestic services.

This coverage is similar to that of the 1939 Business Census. However, "custom trades" and "services incidental to transportation," which are no longer included in the standard classification of the service trades, are not covered by the 1948 Census. In a number of localities, these exclusions as well as other changes in the standard classification may have a considerable effect in comparing

1948 with 1939 data, particularly with respect to establishment count.

*Establishment definition.*—For Census purposes, a business establishment is defined to include only enterprises conducted from a recognizable place of business, provided that the annual sales were in excess of \$5,000 for a wholesale trade establishment and \$500 for establishments in other trades. A detailed analysis of coverage will be provided in future Census of Business publications.

"Number of establishments" is the number of separate business locations, rather than the number of business companies or organizations, since the Census figures represent information reported separately for each business location or establishment. The establishment count reflects the number of places in business at the end of 1948 excluding administrative and executive offices of multiunit organizations, and "chain store" warehouses.

*Sales and receipts.*—"1948 sales and receipts" represents sales of merchandise and receipts from repairs and other services to customers. The figures reflect deductions for returned goods and allowances, but not for trade-in allowances; they exclude sales and excise taxes collected from customers and paid directly to any taxing agency.

*Proprietors.*—"Active proprietors..." represents owners and partners of unincorporated businesses who devoted the major portion of their time to the business in November 1948.

*Employment.*—"Number of paid employees..." represents all employees on the pay roll for the pay period ending nearest November 15, 1948. "Full workweek" employees, whether regular or seasonal, are those who in the November 15 pay period were paid for working at least the number of hours typically worked in a week by employees of the reporting establishment.



# 1948 CENSUS OF BUSINESS

U. S. DEPARTMENT OF COMMERCE  
BUREAU OF THE CENSUS

RETAIL, WHOLESALE, SERVICE TRADES

## PRELIMINARY

For Release May 15, 1950

Release Series BC-1P-42-154

### McCULLOCH COUNTY, TEX.

Retail, wholesale, and service establishments located in McCulloch County, Texas, showed a substantial expansion in dollar volume of trade from 1939 to 1948 according to preliminary figures from the 1948 Census of Business released today by the Bureau of the Census, U. S. Department of Commerce.

Retail sales in the county during 1948 aggregated \$10.2 million, an increase of 168 percent over the \$3.8 million in 1939, when the preceding Census of Business was taken. Wholesale sales in the county reached a total of \$3.9 million in 1948 as compared with \$3.5 million in 1939. The service trades included in the Census of Business recorded receipts totaling \$557,000 in 1948 compared with \$159,000 in 1939.

Employment in the county also rose over the 9-year period between 1939 and 1948 for the above trades. Establishments in these trades reported a combined total of 615 paid employees for the workweek ended nearest November 15, 1948. This compared with a total of 425 employees reported for the week of November 15, 1939.

These preliminary figures have been derived from a Census report on McCulloch County, Texas, which also includes data for the city of Brady. Final figures, superseding the preliminary data for McCulloch County, will be included in a Bulletin for the State of Texas to be issued in several months. Similar data will be made available this year in preliminary and final form for each of the counties and States. A single copy of the preliminary release for McCulloch County as well as an order blank for other area releases may be obtained by writing to the Bureau of the Census, Washington 25, D. C.

Table 1.—CENSUS OF BUSINESS PRELIMINARY RESULTS FOR 1948, BY TRADE GROUP  
McCULLOCH COUNTY, TEX.

Trade group and kind of business	Number of establishments	1948 sales and receipts (Thousand dollars)	Active proprietors of unincorporated businesses Nov. 1948	Paid employees, workweek ended nearest Nov. 15, 1948	
				Total employees <sup>1</sup>	Full workweek employees
RETAIL TRADE, total.....	201	10,168	208	452	390
Food group.....	44	2,228	43	50	41
Eating and drinking places.....	22	364	23	63	56
General merchandise grp, general stores.....	11	797	13	62	43
Furniture-home furnishgs-appliance grp.....	6	450	6	25	24
Automotive group.....	18	2,989	24	83	82
Gasoline service stations.....	43	498	43	34	26
Lumber-building-hardware group.....	20	1,343	21	50	46
Drug and proprietary stores.....	6	303	7	19	13
All other retail stores.....	31	1,196	28	66	59
WHOLESALE TRADE, total.....	22	3,864	25	61	x
Merchant wholesalers.....	5	1,173	4	25	x
Other types of wholesale.....	17	2,691	21	36	x
SELECTED SERVICE TRADES, <sup>2/</sup> total.....	66	557	72	102	92
Personal services.....	42	396	47	85	78
All other service trades.....	24	161	25	17	14
TOURIST COURTS AND CAMPS.....	7	27	7	4	1

x Not available.

<sup>1/</sup> Includes employees paid for less than the full workweek.

<sup>2/</sup> See General Description on last page for changes from the 1939 Census of Business in the coverage of Service Trades.

Table 2.—CENSUS OF BUSINESS PRELIMINARY RESULTS FOR 1948 FOR CITIES OF 2,500 INHABITANTS OR MORE

McCULLOCH COUNTY, TEX.

(Data omitted for trade groups where necessary to avoid disclosure)

City and trade group <sup>1</sup>	Number of establishments	1948 sales and receipts (Thousand dollars)	Active proprietors of unincorporated businesses Nov. 1948	Paid employees, workweek ending Nov. 15, 1948	
				Total employees <sup>2</sup>	Full workweek employees
Brady:					
Retail trade.....	135	8,510	144	420	359
Wholesale trade.....	15	3,467	17	57	x
Selected service trades....	57	489	63	97	90
Remainder of county:					
Retail trade.....	66	1,658	64	32	31
Wholesale trade.....	7	397	8	4	x
Selected service trades....	9	68	9	5	2

x Not available.

1/ See General Description on this page for changes from the 1939 Census of Business in the coverage of Service Trades.

2/ Includes employees paid for less than the full workweek.

GENERAL DESCRIPTION OF PRELIMINARY RELEASES FOR THE 1948 CENSUS OF BUSINESS

This series of releases, of which one is planned for each county in the United States, presents preliminary results of the 1948 Census of Business. The information is based on reports submitted by business establishments for that Census. The figures shown are preliminary, and are subject to revision in the final Census publications, but the changes are expected to be relatively minor with respect to coverage. The final Census figures will be issued in a series of Business Census bulletins which will show additional detailed kind-of-business information for all places where there are a sufficient number of establishments.

The 1948 Census of Business was taken under the provision of the Act of June 19, 1948, which provides that the Business Census be taken for 1948 and for each fifth year thereafter. Previous Business Censuses were taken for the years 1929, 1933, 1935, and 1939.

**Scope of the Census.**—The 1948 Census of Business covered all establishments in the following trades, as defined by the Standard Industrial Classification Manual, May 1949 issue, of the Executive Office of the President: all retail trades; all wholesale trades; all service trades in the following four groups—personal services, business services, automobile repairs and services, and miscellaneous repair services; hotels; tourist courts and camps; and amusements, including motion picture theaters. Some important services not covered are radio broadcasting and television, medical and health, legal, educational, nonprofit, accounting, and domestic services.

This coverage is similar to that of the 1939 Business Census. However, "custom trades" and "services incidental to transportation," which are no longer included in the standard classification of the service trades, are not covered by the 1948 Census. In a number of localities, these exclusions as well as

other changes in the standard classification may have a considerable effect in comparing 1948 with 1939 data, particularly with respect to establishment count.

**Establishment definition.**—For Census purposes a business establishment is defined to include only enterprises conducted from a recognizable place of business, provided that the annual sales were in excess of \$5,000 for a wholesale trade establishment and \$500 for establishments in other trades. A detailed analysis of coverage will be provided in future Census of Business publications.

"Number of establishments" is the number of separate business locations, rather than the number of business companies or organizations, since the Census figures represent information reported separately for each business location or establishment. The establishment count reflects the number of places in business at the end of 1948 excluding administrative and executive offices of multiunit organizations, and "chain store" warehouses.

**Sales and receipts.**—"1948 sales and receipts" represents sales of merchandise and receipts from repairs and other services to customers. The figures reflect deductions for returned goods and allowances, but not for trade-in allowances; they exclude sales and excise taxes collected from customers and paid directly to any taxing agency.

**Proprietors.**—"Active proprietors..." represents owners and partners of unincorporated businesses who devoted the major portion of their time to the business in November 1948.

**Employment.**—"Number of paid employees..." represents all employees on the pay roll for the pay period ending nearest November 15, 1948. "Full workweek" employees, whether regular or seasonal, are those who in the November 15 pay period were paid for working at least the number of hours typically worked in a week by employees of the reporting establishment.

# 1948 CENSUS OF BUSINESS

RETAIL, WHOLESALE, SERVICE TRADES

U. S. DEPARTMENT OF COMMERCE  
BUREAU OF THE CENSUS

## PRELIMINARY

For Release May 4, 1950

Release Series BC-1P-42-155

### McLENNAN COUNTY, TEX.

Retail, wholesale, and service establishments located in McLennan County, Texas, showed a substantial expansion in dollar volume of trade from 1939 to 1948 according to preliminary figures from the 1948 Census of Business released today by the Bureau of the Census, U. S. Department of Commerce.

Retail sales in the county during 1948 aggregated \$114.3 million, an increase of 285 percent over the \$29.7 million in 1939, when the preceding Census of Business was taken. Wholesale sales in the county reached a total of \$136.5 million in 1948 as compared with \$36.5 million in 1939. The service trades included in the Census of Business recorded receipts totaling \$6.5 million in 1948 compared with \$1.6 million in 1939.

Employment in the county also rose over the 9-year period between 1939 and 1948 for the above trades. Establishments in these trades reported a combined total of 10,042 paid employees for the workweek ended nearest November 15, 1948. This compared with a total of 6,426 employees reported for the week of November 15, 1939.

These preliminary figures have been derived from a Census report on McLennan County, Texas, which also includes data for the cities of Mart and Waco. Final figures, superseding the preliminary data for McLennan County, will be included in a Bulletin for the State of Texas to be issued in several months. Similar data will be made available this year in preliminary and final form for each of the counties and States. A single copy of the preliminary release for McLennan County as well as an order blank for other area releases may be obtained by writing to the Bureau of the Census, Washington 25, D. C.

Table 1.—CENSUS OF BUSINESS PRELIMINARY RESULTS FOR 1948, BY TRADE GROUP  
McLENNAN COUNTY, TEX.

Trade group and kind of business	Number of establishments	1948 sales and receipts (Thousand dollars)	Active proprietors of unincorporated businesses Nov. 1948	Paid employees, workweek ended nearest Nov. 15, 1948	
				Total employees <sup>1</sup>	Full workweek employees
RETAIL TRADE, total.....	1,646	114,285	1,624	6,713	5,705
Food group.....	485	25,161	481	801	582
Eating and drinking places.....	372	7,813	384	1,310	1,110
General merchandise grp, general stores	53	16,484	40	1,294	1,061
Apparel group.....	69	7,238	45	473	400
Furniture—home furnishings—appliance grp	77	6,471	76	508	478
Automotive group.....	101	22,733	103	705	677
Gasoline service stations.....	167	6,078	167	389	316
Lumber—building—hardware group.....	103	10,760	96	488	436
Drug and proprietary stores.....	60	3,270	66	323	272
All other retail stores.....	159	8,277	166	422	373
WHOLESALE TRADE, total.....	195	136,536	143	1,974	x
Merchant wholesalers, total.....	132	91,538	101	1,656	x
Groceries, foods.....	36	22,318	32	593	x
Hardware, elec'l, plum'g and heating..	8	5,190	-	123	x
Mach'y, equip't, industrial supplies..	19	6,265	14	241	x
Automotive parts, accessories.....	18	3,264	16	148	x
All other merchant wholesalers.....	51	54,501	39	551	x
Manufact'rs' sales branches, offices..	17	18,418	-	156	x
Petroleum bulk plants, terminals.....	24	7,312	22	86	x
Agents, brokers (merchandise).....	11	11,496	15	31	x
Assemblers of farm products.....	11	7,772	5	45	x
SELECTED SERVICE TRADES, <sup>2/</sup> total.....	572	6,531	575	1,355	1,222
Personal services.....	323	3,641	318	982	893
Business services.....	33	836	30	112	100
Automotive repairs and services.....	110	1,230	118	156	136
Other repair services.....	106	824	109	105	93
TOURIST COURTS AND CAMPS.....	19	297	17	59	55
AMUSEMENTS.....	59	1,449	51	236	x

x Not available.

<sup>1/</sup> Includes employees paid for less than the full workweek.

<sup>2/</sup> See General Description on last page for changes from the 1939 Census of Business in the coverage of Service Trades.

Table 2.—CENSUS OF BUSINESS PRELIMINARY RESULTS FOR 1948 FOR CITIES OF 2,500 INHABITANTS OR MORE

## McLENNAN COUNTY, TEX.

(Data omitted for trade groups where necessary to avoid disclosure)

City and trade group <sup>1</sup>	Number of establishments	1948 sales and receipts (Thousand dollars)	Active proprietors of unincorporated businesses Nov. 1948	Paid employees, workweek ended nearest Nov. 15, 1948	
				Total employees <sup>2</sup>	Full workweek employees
<b>Mart:</b>					
Retail trade.....	64	2,984	64	186	137
Selected service trades....	19	80	14	19	14
Amusements.....	Included with "Remainder of county"				
<b>Waco:</b>					
Retail trade.....	1,131	97,484	1,095	5,814	5,011
Wholesale trade.....	171	129,839	127	1,896	x
Selected service trades....	442	5,823	447	1,259	1,144
Tourist courts and camps...	9	231	7	47	45
Amusements.....	37	1,214	32	167	x
<b>Remainder of county:<sup>3/</sup></b>					
Retail trade.....	451	13,817	465	713	557
Wholesale trade.....	24	6,697	16	78	x
Selected service trades....	111	628	114	77	64
Tourist courts and camps...	10	66	10	12	10
Amusements.....	22	235	19	69	x

Not available.

1/ See General Description on this page for changes from the 1939 Census of Business in the coverage of Service Trades

2/ Includes employees paid for less than the full workweek.

3/ Except as indicated above, includes figures for establishments, other than wholesale, not located in cities of 2,500 inhabitants or more, and wholesale establishments not located in cities of 5,000 inhabitants or more.

## GENERAL DESCRIPTION OF PRELIMINARY RELEASES FOR THE 1948 CENSUS OF BUSINESS

This series of releases, of which one is planned for each county in the United States, presents preliminary results of the 1948 Census of Business. The information is based on reports submitted by business establishments for that Census. The figures shown are preliminary, and are subject to revision in the final Census publications, but the changes are expected to be relatively minor with respect to coverage. The final Census figures will be issued in a series of Business Census bulletins which will show additional detailed kind-of-business information for all places where there are a sufficient number of establishments.

The 1948 Census of Business was taken under the provision of the Act of June 19, 1948, which provides that the Business Census be taken for 1948 and for each fifth year thereafter. Previous Business Censuses were taken for the years 1929, 1933, 1935, and 1939.

**Scope of the Census.**—The 1948 Census of Business covered all establishments in the following trades, as defined by the Standard Industrial Classification Manual, May 1949 issue, of the Executive Office of the President: all retail trades; all wholesale trades; all service trades in the following four groups—personal services, business services, automobile repairs and services, and miscellaneous repair services; hotels; tourist courts and camps; and amusements, including motion picture theaters. Some important services not covered are radio broadcasting and television, medical and health, legal, educational, nonprofit, accounting, and domestic services.

This coverage is similar to that of the 1939 Business Census. However, "custom trades" and "services incidental to transportation," which are no longer included in the standard classification of the service trades, are not covered by the 1948 Census. In a number of localities, these exclusions as well as

other changes in the standard classification may have a considerable effect in comparing 1948 with 1939 data, particularly with respect to establishment count.

**Establishment definition.**—For Census purposes, a business establishment is defined to include only enterprises conducted from a recognizable place of business, provided that the annual sales were in excess of \$5,000 for a wholesale trade establishment and \$500 for establishments in other trades. A detailed analysis of coverage will be provided in future Censuses of Business publications.

"Number of establishments" is the number of separate business locations, rather than the number of business companies or organizations, since the Census figures represent information reported separately for each business location or establishment. The establishment count reflects the number of places in business at the end of 1948 excluding administrative and executive offices of multinational organizations, and "chain store" warehouses.

**Sales and receipts.**—"1948 sales and receipts" represents sales of merchandise and receipts from repairs and other services to customers. The figures reflect deductions for returned goods and allowances, but not for trade-in allowances; they exclude sales and excise taxes collected from customers and paid directly to any taxing agency.

**Proprietors.**—"Active proprietors..." represents owners and partners of unincorporated businesses who devoted the major portion of their time to the business in November 1948.

**Employment.**—"Number of paid employees..." represents all employees on the pay roll for the pay period ending nearest November 15, 1948. "Full workweek" employees, whether regular or seasonal, are those who in the November 15 pay period were paid for working at least the number of hours typically worked in a week by employees of the reporting establishment.

F

A

1  
St  
ch  
wh  
gr  
pa  
ton  
tu  
bro  
tic

How  
tat  
cat  
sus.

# 1948 CENSUS OF BUSINESS

RETAIL, WHOLESALE, SERVICE TRADES

U. S. DEPARTMENT OF COMMERCE  
BUREAU OF THE CENSUS

## PRELIMINARY

For Release May 22, 1950

Release Series BC-1P-42-156

### McMULLEN COUNTY, TEX.

Retail establishments located in McMullen County, Texas, showed an expansion in dollar volume of trade from 1939 to 1948 according to preliminary figures released today by the Bureau of the Census, U. S. Department of Commerce.

Eleven retail establishments reported 1948 sales aggregating \$256,000, an increase of 127 percent over the \$113,000 reported by twenty-three establishments in 1939, when the preceding Census of Business was taken.

Retail establishments reported twelve active proprietors of unincorporated businesses in 1948 as compared with nineteen proprietors in 1939. Four paid employees were reported for the full workweek ended nearest November 15, 1948. The comparable full workweek figure for 1939 is seven.

These preliminary figures have been derived from a Census report on McMullen County, Texas. Final figures, superseding the preliminary data for McMullen County, will be included in a Bulletin for the State of Texas to be issued in several months. Similar data will be made available this year in preliminary and final form for each of the counties and States. A single copy of the preliminary release for McMullen County as well as an order blank for other area releases may be obtained by writing to the Bureau of the Census, Washington 25, D. C.

91468

97 1001 20

ow  
at  
at  
us.



# 1948 CENSUS OF BUSINESS

U. S. DEPARTMENT OF COMMERCE  
BUREAU OF THE CENSUS

RETAIL, WHOLESALE, SERVICE TRADES

## PRELIMINARY

For Release May 8, 1950

Release Series BC-1P-42-157

### MADISON COUNTY, TEX.

Retail, wholesale, and service establishments located in Madison County, Texas, showed a substantial expansion in dollar volume of trade from 1939 to 1948 according to preliminary figures from the 1948 Census of Business released today by the Bureau of the Census, U. S. Department of Commerce.

Retail sales in the county during 1948 aggregated \$6.0 million, an increase of 150 percent over the \$2.4 million in 1939, when the preceding Census of Business was taken. Wholesale sales in the county reached a total of \$791,000 in 1948 as compared with \$769,000 in 1939. The service trades included in the Census of Business recorded receipts totaling \$158,000 in 1948 compared with \$67,000 in 1939.

Employment in the county also rose over the 9-year period between 1939 and 1948 for the above trades. Establishments in these trades reported a combined total of 306 paid employees for the workweek ended nearest November 15, 1948. This compared with a total of 260 employees reported for the week of November 15, 1939.

These preliminary figures have been derived from a Census report on Madison County, Texas. Final figures, superseding the preliminary data for Madison County, will be included in a Bulletin for the State of Texas to be issued in several months. Similar data will be made available this year in preliminary and final form for each of the counties and States. A single copy of the preliminary release for Madison County as well as an order blank for other area releases may be obtained by writing to the Bureau of the Census, Washington 25, D. C.

Table 1.—CENSUS OF BUSINESS PRELIMINARY RESULTS FOR 1948, BY TRADE GROUP  
MADISON COUNTY, TEX.

Trade group and kind of business	Number of establishments	1948 sales and receipts (Thousand dollars)	Active proprietors of unincorporated businesses Nov. 1948	Paid employees, workweek ended nearest Nov. 15, 1948	
				Total employees <sup>1</sup>	Full workweek employees
RETAIL TRADE, total.....	97	5,970	99	282	241
Food group.....	21	1,315	23	44	31
Eating and drinking places.....	9	177	10	14	13
Gasoline service stations.....	17	265	16	8	7
All other retail stores.....	50	4,213	50	216	190
WHOLESALE TRADE.....	7	791	6	6	x
SELECTED SERVICE TRADES, <sup>2</sup> /total.....	25	158	26	18	17
Personal services.....	15	96	16	12	11
All other service trades.....	10	62	10	6	6

x Not available.

<sup>1</sup>/ Includes employees paid for less than the full workweek.

<sup>2</sup>/ See General Description on last page for changes from the 1939 Census of Business in the coverage of Service Trades.

## GENERAL DESCRIPTION OF PRELIMINARY RELEASES FOR THE 1948 CENSUS OF BUSINESS

This series of releases, of which one is planned for each county in the United States, presents preliminary results of the 1948 Census of Business. The information is based on reports submitted by business establishments for that Census. The figures shown are preliminary, and are subject to revision in the final Census publications, but the changes are expected to be relatively minor with respect to coverage. The final Census figures will be issued in a series of Business Census bulletins which will show additional detailed kind-of-business information for all places where there are a sufficient number of establishments.

The 1948 Census of Business was taken under the provision of the Act of June 19, 1948, which provides that the Business Census be taken for 1948 and for each fifth year thereafter. Previous Business Censuses were taken for the years 1929, 1933, 1935, and 1939.

*Scope of the Census.*—The 1948 Census of Business covered all establishments in the following trades, as defined by the Standard Industrial Classification Manual, May 1949 issue, of the Executive Office of the President: all retail trades; all wholesale trades; all service trades in the following four groups—personal services, business services, automobile repairs and services, and miscellaneous repair services; hotels; tourist courts and camps; and amusements, including motion picture theaters. Some important services not covered are radio broadcasting and television, medical and health, legal, educational, nonprofit, accounting, and domestic services.

This coverage is similar to that of the 1939 Business Census. However, "custom trades" and "services incidental to transportation," which are no longer included in the standard classification of the service trades, are not covered by the 1948 Census. In a number of localities, these exclusions as well as other changes in the standard classification may have a considerable effect in comparing

1948 with 1939 data, particularly with respect to establishment count.

*Establishment definition.*—For Census purposes, a business establishment is defined to include only enterprises conducted from a recognizable place of business, provided that the annual sales were in excess of \$5,000 for a wholesale trade establishment and \$500 for establishments in other trades. A detailed analysis of coverage will be provided in future Census of Business publications.

"Number of establishments" is the number of separate business locations, rather than the number of business companies or organizations, since the Census figures represent information reported separately for each business location or establishment. The establishment count reflects the number of places in business at the end of 1948 excluding administrative and executive offices of multiunit organizations, and "chain store" warehouses.

*Sales and receipts.*—"1948 sales and receipts" represents sales of merchandise and receipts from repairs and other services to customers. The figures reflect deductions for returned goods and allowances, but not for trade-in allowances; they exclude sales and excise taxes collected from customers and paid directly to any taxing agency.

*Proprietors.*—"Active proprietors..." represents owners and partners of unincorporated businesses who devoted the major portion of their time to the business in November 1948.

*Employment.*—"Number of paid employees..." represents all employees on the pay roll for the pay period ending nearest November 15, 1948. "Full workweek" employees, whether regular or seasonal, are those who in the November 15 pay period were paid for working at least the number of hours typically worked in a week by employees of the reporting establishment.

# 1948 CENSUS OF BUSINESS

U. S. DEPARTMENT OF COMMERCE  
BUREAU OF THE CENSUS

RETAIL, WHOLESALE, SERVICE TRADES

## PRELIMINARY

For Release May 8, 1950

Release Series BC-1P-42-158

### MARION COUNTY, TEX.

Retail and service establishments located in Marion County, Texas, showed a substantial expansion in dollar volume of trade from 1939 to 1948 according to preliminary figures from the 1948 Census of Business released today by the Bureau of the Census, U. S. Department of Commerce.

Retail sales in the county during 1948 aggregated \$1.4 million, an increase of 175 percent over the \$1.6 million in 1939, when the preceding Census of Business was taken. The service trades included in the Census of Business recorded receipts totaling \$147,000 in 1948 compared with \$81,000 in 1939. Wholesale sales in the county reached a total of \$1.4 million in 1948, showing no change from the figure reported in 1939.

Employment in the county decreased over the 9-year period between 1939 and 1948 for the above trades. Establishments in these trades reported a combined total of 246 paid employees for the workweek ended nearest November 15, 1948. This compared with a total of 306 employees reported for the week of November 15, 1939.

These preliminary figures have been derived from a Census report on Marion County, Texas, which also includes data for the city of Jefferson. Final figures, superseding the preliminary data for Marion County, will be included in a Bulletin for the State of Texas to be issued in several months. Similar data will be made available this year in preliminary and final form for each of the counties and States. A single copy of the preliminary release for Marion County as well as an order blank for other area releases may be obtained by writing to the Bureau of the Census, Washington 25, D. C.

Table 1.—CENSUS OF BUSINESS PRELIMINARY RESULTS FOR 1948, BY TRADE GROUP

### MARION COUNTY, TEX.

Trade group and kind of business	Number of establishments	1948 sales and receipts (Thousand dollars)	Active proprietors of unincorporated businesses Nov. 1948	Paid employees, workweek ended nearest Nov. 15, 1948	
				Total employees <sup>1</sup>	Full workweek employees
RETAIL TRADE, total.....	135	4,419	134	199	163
Food group.....	51	1,272	48	37	26
Eating and drinking places.....	21	201	22	35	32
Gasoline service stations.....	12	373	17	20	17
All other retail stores.....	45	2,573	47	107	88
WHOLESALE TRADE.....	3	1,404	5	25	*
SELECTED SERVICE TRADES, <sup>2/</sup> total.....	26	147	28	21	19
Personal services.....	17	23	19	13	16
All other service trades.....	9	59	9	3	3

x Not available.

<sup>1/</sup> Includes employees paid for less than the full workweek.

<sup>2/</sup> See General Description on last page for changes from the 1939 Census of Business in the coverage of Service Trades.

Table 2.—CENSUS OF BUSINESS PRELIMINARY RESULTS FOR 1948 FOR CITIES OF 2,500 INHABITANTS OR MORE

## MARION COUNTY, TEX.

(Data omitted for trade groups where necessary to avoid disclosure)

City and trade group	Number of establishments	1948 sales and receipts (Thousand dollars)	Active proprietors of unincorporated businesses Nov. 1948	Paid employees, workweek ended nearest Nov. 15, 1948	
				Total employees <sup>1</sup>	Full workweek employees
Jefferson:					
Retail trade.....	88	3,784	87	191	157
Remainder of county:					
Retail trade.....	47	635	47	8	6

<sup>1</sup>/ Includes employees paid for less than the full workweek.

## GENERAL DESCRIPTION OF PRELIMINARY RELEASES FOR THE 1948 CENSUS OF BUSINESS

This series of releases, of which one is planned for each county in the United States, presents preliminary results of the 1948 Census of Business. The information is based on reports submitted by business establishments for that Census. The figures shown are preliminary, and are subject to revision in the final Census publications, but the changes are expected to be relatively minor with respect to coverage. The final Census figures will be issued in a series of Business Census bulletins which will show additional detailed kind-of-business information for all places where there are a sufficient number of establishments.

The 1948 Census of Business was taken under the provision of the Act of June 19, 1948, which provides that the Business Census be taken for 1948 and for each fifth year thereafter. Previous Business Censuses were taken for the years 1929, 1933, 1935, and 1939.

**Scope of the Census.**—The 1948 Census of Business covered all establishments in the following trades, as defined by the Standard Industrial Classification Manual, May 1949 issue, of the Executive Office of the President: all retail trades; all wholesale trades; all service trades in the following four groups—personal services, business services, automobile repairs and services, and miscellaneous repair services; hotels; tourist courts and camps; and amusements, including motion picture theaters. Some important services not covered are radio broadcasting and television, medical and health, legal, educational, nonprofit, accounting, and domestic services.

This coverage is similar to that of the 1939 Business Census. However, "custom trades" and "services incidental to transportation," which are no longer included in the standard classification of the service trades, are not covered by the 1948 Census. In a number of localities, these exclusions as well as

other changes in the standard classification may have a considerable effect in comparing 1948 with 1939 data, particularly with respect to establishment count.

**Establishment definition.**—For Census purposes, a business establishment is defined to include only enterprises conducted from a recognizable place of business, provided that the annual sales were in excess of \$5,000 for a wholesale trade establishment and \$500 for establishments in other trades. A detailed analysis of coverage will be provided in future Census of Business publications.

"Number of establishments" is the number of separate business locations, rather than the number of business companies or organizations, since the Census figures represent information reported separately for each business location or establishment. The establishment count reflects the number of places in business at the end of 1948 excluding administrative and executive offices of multiunit organizations, and "chain store" warehouses.

**Sales and receipts.**—"1948 sales and receipts" represents sales of merchandise and receipts from repairs and other services to customers. The figures reflect deductions for returned goods and allowances, but not for trade-in allowances; they exclude sales and excise taxes collected from customers and paid directly to any taxing agency.

**Proprietors.**—"Active proprietors..." represents owners and partners of unincorporated businesses who devoted the major portion of their time to the business in November 1948.

**Employment.**—"Number of paid employees..." represents all employees on the pay roll for the pay period ending nearest November 15, 1948. "Full workweek" employees, whether regular or seasonal, are those who in the November 15 pay period were paid for working at least the number of hours typically worked in a week by employees of the reporting establishment.

# 1948 CENSUS OF BUSINESS

RETAIL, WHOLESALE, SERVICE TRADES

U. S. DEPARTMENT OF COMMERCE  
BUREAU OF THE CENSUS

## PRELIMINARY

For Release May 3, 1950

Release Series BC-1P-42-159

### MARTIN COUNTY, TEX.

Retail and service establishments located in Martin County, Texas, showed a substantial expansion in dollar volume of trade from 1939 to 1948 according to preliminary figures from the 1948 Census of Business released today by the Bureau of the Census, U. S. Department of Commerce.

Retail sales in the county during 1948 aggregated \$2.4 million, an increase of 118 percent over the \$1.1 million in 1939, when the preceding Census of Business was taken. The service trades included in the Census of Business recorded receipts totaling \$65,000 in 1948 compared with \$29,000 in 1939.

Employment in the county also rose over the 9-year period between 1939 and 1948 for the above trades. Establishments in these trades reported a combined total of 130 paid employees for the workweek ended nearest November 15, 1948. This compared with a total of 98 employees reported for the week of November 15, 1939.

These preliminary figures have been derived from a Census report on Martin County, Texas. Final figures, superseding the preliminary data for Martin County, will be included in a Bulletin for the State of Texas to be issued in several months. Similar data will be made available this year in preliminary and final form for each of the counties and States. A single copy of the preliminary release for Martin County as well as an order blank for other area releases may be obtained by writing to the Bureau of the Census, Washington 25, D. C.

Table 1.—CENSUS OF BUSINESS PRELIMINARY RESULTS FOR 1948, BY TRADE GROUP

### MARTIN COUNTY, TEX.

Trade group and kind of business	Number of establishments	1948 sales and receipts (Thousand dollars)	Active proprietors of unincorporated businesses Nov. 1948	Paid employees, workweek ended nearest Nov. 15, 1948	
				Total employees <sup>1</sup>	Full workweek employees
RETAIL TRADE, total.....	48	2,417	53	122	98
Food group.....	14	630	17	17	14
Gasoline service stations.....	7	126	7	14	9
All other retail stores.....	27	1,661	29	91	75
SELECTED SERVICE TRADES <sup>2/</sup> .....	9	65	10	8	6

<sup>1/</sup> Includes employees paid for less than the full workweek.

<sup>2/</sup> See General Description on last page for changes from the 1939 Census of Business in the coverage of Service Trades.

## GENERAL DESCRIPTION OF PRELIMINARY RELEASES FOR THE 1948 CENSUS OF BUSINESS

This series of releases, of which one is planned for each county in the United States, presents preliminary results of the 1948 Census of Business. The information is based on reports submitted by business establishments for that Census. The figures shown are preliminary, and are subject to revision in the final Census publications, but the changes are expected to be relatively minor with respect to coverage. The final Census figures will be issued in a series of Business Census bulletins which will show additional detailed kind-of-business information for all places where there are a sufficient number of establishments.

The 1948 Census of Business was taken under the provision of the Act of June 19, 1948, which provides that the Business Census be taken for 1948 and for each fifth year thereafter. Previous Business Censuses were taken for the years 1929, 1933, 1935, and 1939.

*Scope of the Census.*—The 1948 Census of Business covered all establishments in the following trades, as defined by the Standard Industrial Classification Manual, May 1949 issue, of the Executive Office of the President: all retail trades; all wholesale trades; all service trades in the following four groups—personal services, business services, automobile repairs and services, and miscellaneous repair services; hotels; tourist courts and camps; and amusements, including motion picture theaters. Some important services not covered are radio broadcasting and television, medical and health, legal, educational, nonprofit, accounting, and domestic services.

This coverage is similar to that of the 1939 Business Census. However, "custom trades" and "services incidental to transportation," which are no longer included in the standard classification of the service trades, are not covered by the 1948 Census. In a number of localities, these exclusions as well as other changes in the standard classification may have a considerable effect in comparing

1948 with 1939 data, particularly with respect to establishment count.

*Establishment definition.*—For Census purposes, a business establishment is defined to include only enterprises conducted from a recognizable place of business, provided that the annual sales were in excess of \$5,000 for a wholesale trade establishment and \$500 for establishments in other trades. A detailed analysis of coverage will be provided in future Census of Business publications.

"Number of establishments" is the number of separate business locations, rather than the number of business companies or organizations, since the Census figures represent information reported separately for each business location or establishment. The establishment count reflects the number of places in business at the end of 1948 excluding administrative and executive offices of multiunit organizations, and "chain store" warehouses.

*Sales and receipts.*—"1948 sales and receipts" represents sales of merchandise and receipts from repairs and other services to customers. The figures reflect deductions for returned goods and allowances, but not for trade-in allowances; they exclude sales and excise taxes collected from customers and paid directly to any taxing agency.

*Proprietors.*—"Active proprietors..." represents owners and partners of unincorporated businesses who devoted the major portion of their time to the business in November 1948.

*Employment.*—"Number of paid employees..." represents all employees on the pay roll for the pay period ending nearest November 15, 1948. "Full workweek" employees, whether regular or seasonal, are those who in the November 15 pay period were paid for working at least the number of hours typically worked in a week by employees of the reporting establishment.

# 1948 CENSUS OF BUSINESS

RETAIL, WHOLESALE, SERVICE TRADES

U. S. DEPARTMENT OF COMMERCE  
BUREAU OF THE CENSUS

## PRELIMINARY

For Release May 1, 1950

Release Series BC-1P-42-160

### MASON COUNTY, TEX.

Retail, wholesale, and service establishments located in Mason County, Texas, showed a substantial expansion in dollar volume of trade from 1939 to 1948 according to preliminary figures from the 1948 Census of Business released today by the Bureau of the Census, U. S. Department of Commerce.

Retail sales in the county during 1948 aggregated \$3.4 million, an increase of 143 percent over the \$1.4 million in 1939, when the preceding Census of Business was taken. Wholesale sales in the county reached a total of \$1.6 million in 1948 as compared with \$0.3 million in 1939. The service trades included in the Census of Business recorded receipts totaling \$112,000 in 1948 compared with \$48,000 in 1939.

Employment in the county also rose over the 9-year period between 1939 and 1948 for the above trades. Establishments in these trades reported a combined total of 175 paid employees for the workweek ended nearest November 15, 1948. This compared with a total of 167 employees reported for the week of November 15, 1939.

These preliminary figures have been derived from a Census report on Mason County, Texas. Final figures, superseding the preliminary data for Mason County, will be included in a Bulletin for the State of Texas to be issued in several months. Similar data will be made available this year in preliminary and final form for each of the counties and States. A single copy of the preliminary release for Mason County as well as an order blank for other area releases may be obtained by writing to the Bureau of the Census, Washington 25, D. C.

Table 1.—CENSUS OF BUSINESS PRELIMINARY RESULTS FOR 1948, BY TRADE GROUP  
MASON COUNTY, TEX.

Trade group and kind of business	Number of establishments	1948 sales and receipts (Thousand dollars)	Active proprietors of unincorporated businesses Nov. 1948	Paid employees, workweek ended nearest Nov. 15, 1948	
				Total employees <sup>1</sup>	Full workweek employees
RETAIL TRADE. total.....	78	3,382	86	146	120
Food group.....	22	751	25	25	14
Eating and drinking places.....	6	72	6	11	10
Gasoline service stations.....	14	337	14	18	14
All other retail stores.....	36	2,222	41	92	82
WHOLESALE TRADE.....	6	1,581	8	23	x
SELECTED SERVICE TRADES, <sup>2</sup> /total.....	19	112	22	6	6
Personal services.....	11	52	13	3	3
All other service trades.....	8	60	9	3	3

x Not available.

<sup>1</sup>/ Includes employees paid for less than the full workweek.

<sup>2</sup>/ See General Description on last page for changes from the 1939 Census of Business in the coverage of Service Trades.

GENERAL DESCRIPTION OF PRELIMINARY RELEASES FOR THE  
1948 CENSUS OF BUSINESS

This series of releases, of which one is planned for each county in the United States, presents preliminary results of the 1948 Census of Business. The information is based on reports submitted by business establishments for that Census. The figures shown are preliminary, and are subject to revision in the final Census publications, but the changes are expected to be relatively minor with respect to coverage. The final Census figures will be issued in a series of Business Census bulletins which will show additional detailed kind-of-business information for all places where there are a sufficient number of establishments.

The 1948 Census of Business was taken under the provision of the Act of June 19, 1948, which provides that the Business Census be taken for 1948 and for each fifth year thereafter. Previous Business Censuses were taken for the years 1929, 1933, 1935, and 1939.

*Scope of the Census.*—The 1948 Census of Business covered all establishments in the following trades, as defined by the Standard Industrial Classification Manual, May 1949 issue, of the Executive Office of the President: all retail trades; all wholesale trades; all service trades in the following four groups—personal services, business services, automobile repairs and services, and miscellaneous repair services; hotels; tourist courts and camps; and amusements, including motion picture theaters. Some important services not covered are radio broadcasting and television, medical and health, legal, educational, nonprofit, accounting, and domestic services.

This coverage is similar to that of the 1939 Business Census. However, "custom trades" and "services incidental to transportation," which are no longer included in the standard classification of the service trades, are not covered by the 1948 Census. In a number of localities, these exclusions as well as other changes in the standard classification may have a considerable effect in comparing

1948 with 1939 data, particularly with respect to establishment count.

*Establishment definition.*—For Census purposes, a business establishment is defined to include only enterprises conducted from a recognizable place of business, provided that the annual sales were in excess of \$5,000 for a wholesale trade establishment and \$500 for establishments in other trades. A detailed analysis of coverage will be provided in future Census of Business publications.

"Number of establishments" is the number of separate business locations, rather than the number of business companies or organizations, since the Census figures represent information reported separately for each business location or establishment. The establishment count reflects the number of places in business at the end of 1948 excluding administrative and executive offices of multiunit organizations, and "chain store" warehouses.

*Sales and receipts.*—"1948 sales and receipts" represents sales of merchandise and receipts from repairs and other services to customers. The figures reflect deductions for returned goods and allowances, but not for trade-in allowances; they exclude sales and excise taxes collected from customers and paid directly to any taxing agency.

*Proprietors.*—"Active proprietors..." represents owners and partners of unincorporated businesses who devoted the major portion of their time to the business in November 1948.

*Employment.*—"Number of paid employees..." represents all employees on the pay roll for the pay period ending nearest November 15, 1948. "Full workweek" employees, whether regular or seasonal, are those who in the November 15 pay period were paid for working at least the number of hours typically worked in a week by employees of the reporting establishment.



# 1948 CENSUS OF BUSINESS

RETAIL, WHOLESALE, SERVICE TRADES

U. S. DEPARTMENT OF COMMERCE  
BUREAU OF THE CENSUS

## PRELIMINARY

For Release May 15, 1950

Release Series BC-1P-42-161

### MATAGORDA COUNTY, TEX.

Retail, wholesale, and service establishments located in Matagorda County, Texas, showed a substantial expansion in dollar volume of trade from 1939 to 1948 according to preliminary figures from the 1948 Census of Business released today by the Bureau of the Census, U. S. Department of Commerce.

Retail sales in the county during 1948 aggregated \$19.3 million, an increase of 257 percent over the \$5.4 million in 1939, when the preceding Census of Business was taken. Wholesale sales in the county reached a total of \$6.9 million in 1948 as compared with \$2.3 million in 1939. The service trades included in the Census of Business recorded receipts totaling \$891,000 in 1948 compared with \$235,000 in 1939.

Employment in the county also rose over the 9-year period between 1939 and 1948 for the above trades. Establishments in these trades reported a combined total of 1,346 paid employees for the workweek ended nearest November 15, 1948. This compared with a total of 817 employees reported for the week of November 15, 1939.

These preliminary figures have been derived from a Census report on Matagorda County, Texas, which also includes data for Bay City. Final figures, superseding the preliminary data for Matagorda County, will be included in a Bulletin for the State of Texas to be issued in several months. Similar data will be made available this year in preliminary and final form for each of the counties and States. A single copy of the preliminary release for Matagorda County as well as an order blank for other area releases may be obtained by writing to the Bureau of the Census, Washington 25, D. C.

Table 1.—CENSUS OF BUSINESS PRELIMINARY RESULTS FOR 1948, BY TRADE GROUP  
MATAGORDA COUNTY, TEX.

Trade group and kind of business	Number of establishments	1948 sales and receipts (Thousand dollars)	Active proprietors of unincorporated businesses Nov. 1948	Paid employees, workweek ended nearest Nov. 15, 1948	
				Total employees <sup>1</sup>	Full workweek employees
RETAIL TRADE, total.....	288	19,330	282	862	748
Food group.....	73	4,592	77	104	84
Eating and drinking places.....	60	1,006	54	128	113
General merchandise grp, general stores	15	1,015	10	97	69
Apparel group.....	17	1,331	18	69	60
Furniture-home furnishings-appliance grp	9	931	15	40	40
Automotive group.....	20	4,479	18	177	174
Gasoline service stations.....	34	1,162	30	76	59
Lumber-building-hardware group.....	24	3,156	22	89	77
Drug and proprietary stores.....	10	696	14	41	38
All other retail stores.....	26	962	24	41	34
WHOLESALE TRADE, total.....	23	6,891	16	334	x
Merchant wholesalers.....	10	4,538	6	77	x
Other types of wholesale.....	13	2,353	10	257	x
SELECTED SERVICE TRADES, 2/total.....	75	891	67	150	139
Personal services.....	46	453	39	113	107
All other service trades.....	29	438	28	37	32
TOURIST COURTS AND CAMPS.....	11	61	6	14	13

x Not available.

1/ Includes employees paid for less than the full workweek.

2/ See General Description on last page for changes from the 1939 Census of Business in the coverage of Service Trades.

Table 2.—CENSUS OF BUSINESS PRELIMINARY RESULTS FOR 1948 FOR CITIES OF 2,500 INHABITANTS OR MORE

## MATAGORDA COUNTY, TEX.

(Data omitted for trade groups where necessary to avoid disclosure)

City and trade group <sup>1</sup>	Number of establishments	1948 sales and receipts (Thousand dollars)	Active proprietors of unincorporated businesses Nov. 1948	Paid employees, workweek ended nearest Nov. 15, 1948	
				Total employees <sup>2</sup>	Full workweek employees
Bay City:					
Retail trade.....	149	14,060	150	623	543
Wholesale trade.....	15	5,888	10	88	x
Selected service trades....	46	685	41	127	118
Remainder of county:					
Retail trade.....	139	5,270	132	239	205
Wholesale trade.....	8	1,003	6	246	x
Selected service trades...	29	206	26	23	21

x Not available.

1/ See General Description on this page for changes from the 1939 Census of Business in the coverage of Service Trades.

2/ Includes employees paid for less than the full workweek.

## GENERAL DESCRIPTION OF PRELIMINARY RELEASES FOR THE 1948 CENSUS OF BUSINESS

This series of releases, of which one is planned for each county in the United States, presents preliminary results of the 1948 Census of Business. The information is based on reports submitted by business establishments for that Census. The figures shown are preliminary, and are subject to revision in the final Census publications, but the changes are expected to be relatively minor with respect to coverage. The final Census figures will be issued in a series of Business Census bulletins which will show additional detailed kind-of-business information for all places where there are a sufficient number of establishments.

The 1948 Census of Business was taken under the provision of the Act of June 19, 1948, which provides that the Business Census be taken for 1948 and for each fifth year thereafter. Previous Business Censuses were taken for the years 1929, 1933, 1935, and 1939.

**Scope of the Census.**—The 1948 Census of Business covered all establishments in the following trades, as defined by the Standard Industrial Classification Manual, May 1949 issue, of the Executive Office of the President: all retail trades; all wholesale trades; all service trades in the following four groups—personal services, business services, automobile repairs and services, and miscellaneous repair services; hotels; tourist courts and camps; and amusements, including motion picture theaters. Some important services not covered are radio broadcasting and television, medical and health, legal, educational, nonprofit, accounting, and domestic services.

This coverage is similar to that of the 1939 Business Census. However, "custom trades" and "services incidental to transportation," which are no longer included in the standard classification of the service trades, are not covered by the 1948 Census. In a number of localities, these exclusions as well as

other changes in the standard classification may have a considerable effect in comparing 1948 with 1939 data, particularly with respect to establishment count.

**Establishment definition.**—For Census purposes, a business establishment is defined to include only enterprises conducted from a recognizable place of business, provided that the annual sales were in excess of \$5,000 for a wholesale trade establishment and \$500 for establishments in other trades. A detailed analysis of coverage will be provided in future Census of Business publications.

"Number of establishments" is the number of separate business locations, rather than the number of business companies or organizations, since the Census figures represent information reported separately for each business location or establishment. The establishment count reflects the number of places in business at the end of 1948 excluding administrative and executive offices of multiunit organizations, and "chain store" warehouses.

**Sales and receipts.**—"1948 sales and receipts" represents sales of merchandise and receipts from repairs and other services to customers. The figures reflect deductions for returned goods and allowances, but not for trade-in allowances; they exclude sales and excise taxes collected from customers and paid directly to any taxing agency.

**Proprietors.**—"Active proprietors..." represents owners and partners of unincorporated businesses who devoted the major portion of their time to the business in November 1948.

**Employment.**—"Number of paid employees..." represents all employees on the pay roll for the pay period ending nearest November 15, 1948. "Full workweek" employees, whether regular or seasonal, are those who in the November 15 pay period were paid for working at least the number of hours typically worked in a week by employees of the reporting establishment.

# 1948 CENSUS OF BUSINESS

RETAIL, WHOLESALE, SERVICE TRADES

U. S. DEPARTMENT OF COMMERCE  
BUREAU OF THE CENSUS

## PRELIMINARY

For Release May 1, 1950

Release Series BC-1P- 42-162

### MAVERICK COUNTY, TEX.

Retail, wholesale, and service establishments located in Maverick County, Texas, showed a substantial expansion in dollar volume of trade from 1939 to 1948 according to preliminary figures from the 1948 Census of Business released today by the Bureau of the Census, U. S. Department of Commerce.

Retail sales in the county during 1948 aggregated \$9.7 million, an increase of 362 percent over the \$2.1 million in 1939, when the preceding Census of Business was taken. Wholesale sales in the county reached a total of \$1.5 million in 1948 as compared with \$0.5 million in 1939. The service trades included in the Census of Business recorded receipts totaling \$160,000 in 1948 compared with \$47,000 in 1939.

Employment in the county also rose over the 9-year period between 1939 and 1948 for the above trades. Establishments in these trades reported a combined total of 691 paid employees for the workweek ended nearest November 15, 1948. This compared with a total of 385 employees reported for the week of November 15, 1939.

These preliminary figures have been derived from a Census report on Maverick County, Texas, which also includes data for the city of Eagle Pass. Final figures, superseding the preliminary data for Maverick County, will be included in a Bulletin for the State of Texas to be issued in several months. Similar data will be made available this year in preliminary and final form for each of the counties and States. A single copy of the preliminary release for Maverick County as well as an order blank for other area releases may be obtained by writing to the Bureau of the Census, Washington D. C.

Table 1.—CENSUS OF BUSINESS PRELIMINARY RESULTS FOR 1948, BY TRADE GROUP  
MAVERICK COUNTY, TEX.

Trade group and kind of business	Number of establishments	1948 sales and receipts (Thousand dollars)	Active proprietors of unincorporated businesses Nov. 1948	Paid employees, workweek ended nearest Nov. 15, 1948	
				Total employees <sup>1</sup>	Full workweek employees
RETAIL TRADE, total.....	169	9,651	166	609	501
Food group.....	67	2,702	67	117	97
Eating and drinking places.....	27	290	28	66	54
Apparel group.....	13	1,540	10	106	89
Furniture-home furnishgs-appliance grp.	5	197	5	13	13
Automotive group.....	13	1,365	13	75	75
Gasoline service stations.....	11	317	10	24	20
Lumber-building-hardware group.....	8	1,348	10	56	54
Drug and proprietary stores.....	6	414	7	29	29
All other retail stores.....	19	1,478	16	123	70
WHOLESALE TRADE.....	11	1,495	10	28	x
SELECTED SERVICE TRADES, <sup>2</sup> /total.....	31	160	34	54	42
Personal services.....	19	114	22	42	37
All other service trades.....	12	46	12	12	5
TOURIST COURTS AND CAMPS.....	6	24	7	5	4

x Not available.

<sup>1</sup>/ Includes employees paid for less than the full workweek.

<sup>2</sup>/ See General Description on last page for changes from the 1939 Census of Business in the coverage of Service Trades.

Table 2.—CENSUS OF BUSINESS PRELIMINARY RESULTS FOR 1948 FOR CITIES OF 2,500 INHABITANTS OR MORE

MAVERICK COUNTY, TEX.

(Data omitted for trade groups where necessary to avoid disclosure)

City and trade group	Number of establishments	1948 sales and receipts (Thousand dollars)	Active proprietors of unincorporated businesses Nov. 1948	Paid employees, workweek ended nearest Nov. 15, 1948	
				Total employees <sup>1</sup>	Full workweek employees
Eagle Pass:					
Retail trade.....	138	9,261	139	585	489
Wholesale trade.....	11	1,495	10	28	x
Remainder of county:					
Retail trade.....	31	390	27	24	12

x Not available.

<sup>1</sup>/ Includes employees paid for less than the full workweek.

GENERAL DESCRIPTION OF PRELIMINARY RELEASES FOR THE 1948 CENSUS OF BUSINESS

This series of releases, of which one is planned for each county in the United States, presents preliminary results of the 1948 Census of Business. The information is based on reports submitted by business establishments for that Census. The figures shown are preliminary, and are subject to revision in the final Census publications, but the changes are expected to be relatively minor with respect to coverage. The final Census figures will be issued in a series of Business Census bulletins which will show additional detailed kind-of-business information for all places where there are a sufficient number of establishments.

The 1948 Census of Business was taken under the provision of the Act of June 19, 1948, which provides that the Business Census be taken for 1948 and for each fifth year thereafter. Previous Business Censuses were taken for the years 1929, 1933, 1935, and 1939.

**Scope of the Census.**—The 1948 Census of Business covered all establishments in the following trades, as defined by the Standard Industrial Classification Manual, May 1949 issue, of the Executive Office of the President: all retail trades; all wholesale trades; all service trades in the following four groups—personal services, business services, automobile repairs and services, and miscellaneous repair services; hotels; tourist courts and camps; and amusements, including motion picture theaters. Some important services not covered are radio broadcasting and television, medical and health, legal, educational, nonprofit, accounting, and domestic services.

This coverage is similar to that of the 1939 Business Censuses. However, "custom trades" and "services incidental to transportation," which are no longer included in the standard classification of the service trades, are not covered by the 1948 Census. In a number of localities, these exclusions as well as

other changes in the standard classification may have a considerable effect in comparing 1948 with 1939 data, particularly with respect to establishment count.

**Establishment definition.**—For Census purposes, a business establishment is defined to include only enterprises conducted from a recognizable place of business, provided that the annual sales were in excess of \$5,000 for a wholesale trade establishment and \$500 for establishments in other trades. A detailed analysis of coverage will be provided in future Censuses of Business publications.

"Number of establishments" is the number of separate business locations, rather than the number of business companies or organizations, since the Census figures represent information reported separately for each business location or establishment. The establishment count reflects the number of places in business at the end of 1948 excluding administrative and executive offices of multiunit organizations, and "chain store" warehouses.

**Sales and receipts.**—"1948 sales and receipts" represents sales of merchandise and receipts from repairs and other services to customers. The figures reflect deductions for returned goods and allowances, but not for trade-in allowances; they exclude sales and excise taxes collected from customers and paid directly to any taxing agency.

**Proprietors.**—"Active proprietors..." represents owners and partners of unincorporated businesses who devoted the major portion of their time to the business in November 1948.

**Employment.**—"Number of paid employees..." represents all employees on the pay roll for the pay period ending nearest November 15, 1948. "Full workweek" employees, whether regular or seasonal, are those who in the November 15 pay period were paid for working at least the number of hours typically worked in a week by employees of the reporting establishment.

# 1948 CENSUS OF BUSINESS

RETAIL, WHOLESALE, SERVICE TRADES

U. S. DEPARTMENT OF COMMERCE  
BUREAU OF THE CENSUS

## PRELIMINARY

For Release May 1, 1950

Release Series BC-1P- 42-163

### MEDINA COUNTY, TEX.

Retail, wholesale, and service establishments located in Medina County, Texas, showed a substantial expansion in dollar volume of trade from 1939 to 1948 according to preliminary figures from the 1948 Census of Business released today by the Bureau of the Census, U. S. Department of Commerce.

Retail sales in the county during 1948 aggregated \$8.7 million, an increase of 295 percent over the \$2.2 million in 1939, when the preceding Census of Business was taken. Wholesale sales in the county reached a total of \$2.8 million in 1948 as compared with \$0.7 million in 1939. The service trades included in the Census of Business recorded receipts totaling \$297,000 in 1948 compared with \$73,000 in 1939.

Employment in the county also rose over the 9-year period between 1939 and 1948 for the above trades. Establishments in these trades reported a combined total of 544 paid employees for the workweek ended nearest November 15, 1948. This compared with a total of 275 employees reported for the week of November 15, 1939.

These preliminary figures have been derived from a Census report on Medina County, Texas. Final figures, superseding the preliminary data for Medina County, will be included in a Bulletin for the State of Texas to be issued in several months. Similar data will be made available this year in preliminary and final form for each of the counties and States. A single copy of the preliminary release for Medina County as well as an order blank for other area releases may be obtained by writing to the Bureau of the Census, Washington 25, D. C.

90664

Table 1.—CENSUS OF BUSINESS PRELIMINARY RESULTS FOR 1948, BY TRADE GROUP  
MEDINA COUNTY, TEX.

Trade group and kind of business	Number of establishments	1948 sales and receipts (Thousand dollars)	Active proprietors of unincorporated businesses Nov. 1948	Paid employees, workweek ended nearest Nov. 15, 1948	
				Total employees <sup>1</sup>	Full workweek employees
RETAIL TRADE, total.....	241	8,652	257	438	355
Food group.....	54	1,684	57	55	40
Eating and drinking places.....	69	777	72	89	67
General merchandise grp., general stores.	22	2,209	23	103	86
Apparel group.....	5	90	4	9	8
Furniture-home furnishings-appliance grp.	6	193	6	6	5
Automotive group.....	13	952	14	51	49
Gasoline service stations.....	38	815	43	39	30
Lumber-building-hardware group.....	7	846	10	31	28
Drug and proprietary stores.....	5	256	6	22	16
All other retail stores.....	22	830	22	33	26
WHOLESALE TRADE.....	19	2,808	17	65	x
SELECTED SERVICE TRADES, <sup>2</sup> /total.....	64	297	66	41	35
Personal services.....	30	136	31	28	26
All other service trades.....	34	161	35	13	9
TOURIST COURTS AND CAMPS.....	6	17	7	2	-
AMUSEMENTS.....	8	88	8	16	x

x Not available.

<sup>1</sup>/ Includes employees paid for less than the full workweek.

<sup>2</sup>/ See General Description on this page for changes from the 1939 Census of Business in the coverage of Service Trades.

#### GENERAL DESCRIPTION OF PRELIMINARY RELEASES FOR THE 1948 CENSUS OF BUSINESS

This series of releases, of which one is planned for each county in the United States, presents preliminary results of the 1948 Census of Business. The information is based on reports submitted by business establishments for that Census. The figures shown are preliminary, and are subject to revision in the final Census publications, but the changes are expected to be relatively minor with respect to coverage. The final Census figures will be issued in a series of Business Census bulletins which will show additional detailed kind-of-business information for all places where there are a sufficient number of establishments.

The 1948 Census of Business was taken under the provision of the Act of June 19, 1948, which provides that the Business Census be taken for 1948 and for each fifth year thereafter. Previous Business Censuses were taken for the years 1929, 1933, 1935, and 1939.

*Scope of the Census.*—The 1948 Census of Business covered all establishments in the following trades, as defined by the Standard Industrial Classification Manual, May 1949 issue, of the Executive Office of the President: all retail trades; all wholesale trades; all service trades in the following four groups—personal services, business services, automobile repairs and services, and miscellaneous repair services; hotels; tourist courts and camps; and amusements, including motion picture theaters. Some important services not covered are radio broadcasting and television, medical and health, legal, educational, nonprofit, accounting, and domestic services.

This coverage is similar to that of the 1939 Business Census. However, "custom trades" and "services incidental to transportation," which are no longer included in the standard classification of the service trades, are not covered by the 1948 Census. In a number of localities, these exclusions as well as

other changes in the standard classification may have a considerable effect in comparing 1948 with 1939 data, particularly with respect to establishment count.

*Establishment definition.*—For Census purposes, a business establishment is defined to include only enterprises conducted from a recognizable place of business, provided that the annual sales were in excess of \$5,000 for a wholesale trade establishment and \$500 for establishments in other trades. A detailed analysis of coverage will be provided in future Censuses of Business publications.

"Number of establishments" is the number of separate business locations, rather than the number of business companies or organizations, since the Census figures represent information reported separately for each business location or establishment. The establishment count reflects the number of places in business at the end of 1948 excluding administrative and executive offices of multiunit organizations, and "chain store" warehouses.

*Sales and receipts.*—"1948 sales and receipts" represents sales of merchandise and receipts from repairs and other services to customers. The figures reflect deductions for returned goods and allowances, but not for trade-in allowances; they exclude sales and excise taxes collected from customers and paid directly to any taxing agency.

*Proprietors.*—"Active proprietors..." represents owners and partners of unincorporated businesses who devoted the major portion of their time to the business in November 1948.

*Employment.*—"Number of paid employees..." represents all employees on the pay roll for the pay period ending nearest November 15, 1948. "Full workweek" employees, whether regular or seasonal, are those who in the November 15 pay period were paid for working at least the number of hours typically worked in a week by employees of the reporting establishment.

# 1948 CENSUS OF BUSINESS

RETAIL, WHOLESALE, SERVICE TRADES

U. S. DEPARTMENT OF COMMERCE  
BUREAU OF THE CENSUS

## PRELIMINARY

For Release May 8, 1950

Release Series BC-1P-42-164

### MENARD COUNTY, TEX.

Retail and service establishments located in Menard County, Texas, showed a substantial expansion in dollar volume of trade from 1939 to 1948 according to preliminary figures from the 1948 Census of Business released today by the Bureau of the Census, U. S. Department of Commerce.

Retail sales in the county during 1948 aggregated \$4.0 million, an increase of 186 percent over the \$1.4 million in 1939, when the preceding Census of Business was taken. The service trades included in the Census of Business recorded receipts totaling \$63,000 in 1948 compared with \$41,000 in 1939.

Employment in the county decreased over the 9-year period between 1939 and 1948 for the above trades. Establishments in these trades reported a combined total of 156 paid employees for the workweek ended nearest November 15, 1948. This compared with a total of 171 employees reported for the week of November 15, 1939.

These preliminary figures have been derived from a Census report on Menard County, Texas. Final figures, superseding the preliminary data for Menard County, will be included in a Bulletin for the State of Texas to be issued in several months. Similar data will be made available this year in preliminary and final form for each of the counties and States. A single copy of the preliminary release for Menard County as well as an order blank for other area releases may be obtained by writing to the Bureau of the Census, Washington 25, D. C.

Table 1.—CENSUS OF BUSINESS PRELIMINARY RESULTS FOR 1948, BY TRADE GROUP

### MENARD COUNTY, TEX.

Trade group and kind of business	Number of establishments	1948 sales and receipts (Thousand dollars)	Active proprietors of unincorporated businesses Nov. 1948	Paid employees, workweek ended nearest Nov. 15, 1948	
				Total employees <sup>1</sup>	Full workweek employees
RETAIL TRADE, total.....	76	3,985	79	144	127
Food group.....	13	684	15	21	20
Eating and drinking places.....	15	218	15	20	14
Gasoline service stations.....	13	404	15	17	15
All other retail stores.....	35	2,679	34	86	78
SELECTED SERVICE TRADES <sup>2/</sup> .....	15	63	16	12	12

<sup>1/</sup> Includes employees paid for less than the full workweek.

<sup>2/</sup> See General Description on last page for changes from the 1939 Census of Business in the coverage of Service Trades.

## GENERAL DESCRIPTION OF PRELIMINARY RELEASES FOR THE 1948 CENSUS OF BUSINESS

This series of releases, of which one is planned for each county in the United States, presents preliminary results of the 1948 Census of Business. The information is based on reports submitted by business establishments for that Census. The figures shown are preliminary, and are subject to revision in the final Census publications, but the changes are expected to be relatively minor with respect to coverage. The final Census figures will be issued in a series of Business Census bulletins which will show additional detailed kind-of-business information for all places where there are a sufficient number of establishments.

The 1948 Census of Business was taken under the provision of the Act of June 19, 1948, which provides that the Business Census be taken for 1948 and for each fifth year thereafter. Previous Business Censuses were taken for the years 1929, 1933, 1935, and 1939.

*Scope of the Census.*—The 1948 Census of Business covered all establishments in the following trades, as defined by the Standard Industrial Classification Manual, May 1949 issue, of the Executive Office of the President: all retail trades; all wholesale trades; all service trades in the following four groups—personal services, business services, automobile repairs and services, and miscellaneous repair services; hotels; tourist courts and camps; and amusements, including motion picture theaters. Some important services not covered are radio broadcasting and television, medical and health, legal, educational, nonprofit, accounting, and domestic services.

This coverage is similar to that of the 1939 Business Census. However, "custom trades" and "services incidental to transportation," which are no longer included in the standard classification of the service trades, are not covered by the 1948 Census. In a number of localities, these exclusions as well as other changes in the standard classification may have a considerable effect in comparing

1948 with 1939 data, particularly with respect to establishment count.

*Establishment definition.*—For Census purposes, a business establishment is defined to include only enterprises conducted from a recognizable place of business, provided that the annual sales were in excess of \$5,000 for a wholesale trade establishment and \$500 for establishments in other trades. A detailed analysis of coverage will be provided in future Census of Business publications.

"Number of establishments" is the number of separate business locations, rather than the number of business companies or organizations, since the Census figures represent information reported separately for each business location or establishment. The establishment count reflects the number of places in business at the end of 1948 excluding administrative and executive offices of multiunit organizations, and "chain store" warehouses.

*Sales and receipts.*—"1948 sales and receipts" represents sales of merchandise and receipts from repairs and other services to customers. The figures reflect deductions for returned goods and allowances, but not for trade-in allowances; they exclude sales and excise taxes collected from customers and paid directly to any taxing agency.

*Proprietors.*—"Active proprietors..." represents owners and partners of unincorporated businesses who devoted the major portion of their time to the business in November 1948.

*Employment.*—"Number of paid employees..." represents all employees on the pay roll for the pay period ending nearest November 15, 1948. "Full workweek" employees, whether regular or seasonal, are those who in the November 15 pay period were paid for working at least the number of hours typically worked in a week by employees of the reporting establishment.



# 1948 CENSUS OF BUSINESS

RETAIL, WHOLESALE, SERVICE TRADES

U. S. DEPARTMENT OF COMMERCE  
BUREAU OF THE CENSUS

## PRELIMINARY

For Release May 4, 1950

Release Series BC-1P-42-165

### MIDLAND COUNTY, TEX.

Retail, wholesale, and service establishments located in Midland County, Texas, showed a substantial expansion in dollar volume of trade from 1939 to 1948 according to preliminary figures from the 1948 Census of Business released today by the Bureau of the Census, U. S. Department of Commerce.

Retail sales in the county during 1948 aggregated \$25.7 million, an increase of 336 percent over the \$5.9 million in 1939, when the preceding Census of Business was taken. Wholesale sales in the county reached a total of \$17.7 million in 1948 as compared with \$2.7 million in 1939. The service trades included in the Census of Business recorded receipts totaling \$1.5 million in 1948 compared with \$0.3 million in 1939.

Employment in the county also rose over the 9-year period between 1939 and 1948 for the above trades. Establishments in these trades reported a combined total of 1,821 paid employees for the workweek ended nearest November 15, 1948. This compared with a total of 815 employees reported for the week of November 15, 1939.

These preliminary figures have been derived from a Census report on Midland County, Texas, which also includes data for the city of Midland. Final figures, superseding the preliminary data for Midland County, will be included in a Bulletin for the State of Texas to be issued in several months. Similar data will be made available this year in preliminary and final form for each of the counties and States. A single copy of the preliminary release for Midland County as well as an order blank for other area releases may be obtained by writing to the Bureau of the Census, Washington 25, D. C.

Table 1.—CENSUS OF BUSINESS PRELIMINARY RESULTS FOR 1948, BY TRADE GROUP

### MIDLAND COUNTY, TEX.

Trade group and kind of business	Number of establishments	1948 sales and receipts (Thousand dollars)	Active proprietors of unincorporated businesses Nov. 1948	Paid employees, workweek ended nearest Nov. 15, 1948	
				Total employees <sup>1</sup>	Full workweek employees
RETAIL TRADE, total.....	226	25,662	210	1,308	1,175
Food group.....	47	5,169	42	126	104
Eating and drinking places.....	37	1,717	42	216	203
Apparel group.....	17	2,670	14	133	124
Furniture-home furnishings-appliance grp..	16	1,546	12	89	88
Automotive group.....	17	5,516	17	213	212
Gasoline service stations.....	31	1,889	30	96	87
Lumber-building-hardware group.....	21	3,791	16	166	150
Drug and proprietary stores.....	10	1,306	10	100	88
All other retail stores.....	30	2,058	27	169	119
WHOLESALE TRADE, total.....	36	17,691	30	259	x
Merchant wholesalers.....	22	6,663	22	183	x
Other types of wholesale.....	14	11,028	8	76	x
SELECTED SERVICE TRADES, <sup>2</sup> /total.....	81	1,486	85	254	248
Personal services.....	49	870	50	208	204
All other service trades.....	32	616	35	46	44
TOURIST COURTS AND CAMPS.....	9	144	6	18	17

x Not available.

<sup>1</sup>/ Includes employees paid for less than the full workweek.

<sup>2</sup>/ See General Description on last page for changes from the 1939 Census of Business in the coverage of Service Trades.

Table 2.—CENSUS OF BUSINESS PRELIMINARY RESULTS FOR 1948 FOR CITIES OF 2,500 INHABITANTS OR MORE

## MIDLAND COUNTY, TEX.

(Data omitted for trade groups where necessary to avoid disclosure)

City and trade group	Number of establishments	1948 sales and receipts (Thousand dollars)	Active proprietors of unincorporated businesses Nov. 1948	Paid employees, workweek ended nearest Nov. 15, 1948	
				Total employees <sup>1</sup>	Full workweek employees
Midland:					
Retail trade.....	208	25,283	194	1,287	1,159
Remainder of county:					
Retail trade.....	18	379	16	21	16

<sup>1</sup>/ Includes employees paid for less than the full workweek.

## GENERAL DESCRIPTION OF PRELIMINARY RELEASES FOR THE 1948 CENSUS OF BUSINESS

This series of releases, of which one is planned for each county in the United States, presents preliminary results of the 1948 Census of Business. The information is based on reports submitted by business establishments for that Census. The figures shown are preliminary, and are subject to revision in the final Census publications, but the changes are expected to be relatively minor with respect to coverage. The final Census figures will be issued in a series of Business Census bulletins which will show additional detailed kind-of-business information for all places where there are a sufficient number of establishments.

The 1948 Census of Business was taken under the provision of the Act of June 19, 1948, which provides that the Business Census be taken for 1948 and for each fifth year thereafter. Previous Business Censuses were taken for the years 1929, 1933, 1935, and 1939.

**Scope of the Census.**—The 1948 Census of Business covered all establishments in the following trades, as defined by the Standard Industrial Classification Manual, May 1949 issue, of the Executive Office of the President: all retail trades; all wholesale trades; all service trades in the following four groups—personal services, business services, automobile repairs and services, and miscellaneous repair services; hotels; tourist courts and camps; and amusements, including motion picture theaters. Some important services not covered are radio broadcasting and television, medical and health, legal, educational, nonprofit, accounting, and domestic services.

This coverage is similar to that of the 1939 Business Census. However, "custom trades" and "services incidental to transportation," which are no longer included in the standard classification of the service trades, are not covered by the 1948 Census. In a number of localities, these exclusions as well as

other changes in the standard classification may have a considerable effect in comparing 1948 with 1939 data, particularly with respect to establishment count.

**Establishment definition.**—For Census purposes, a business establishment is defined to include only enterprises conducted from a recognizable place of business, provided that the annual sales were in excess of \$5,000 for a wholesale trade establishment and \$500 for establishments in other trades. A detailed analysis of coverage will be provided in future Census of Business publications.

"Number of establishments" is the number of separate business locations, rather than the number of business companies or organizations, since the Census figures represent information reported separately for each business location or establishment. The establishment count reflects the number of places in business at the end of 1948 excluding administrative and executive offices of multiunit organizations, and "chain store" warehouses.

**Sales and receipts.**—"1948 sales and receipts" represents sales of merchandise and receipts from repairs and other services to customers. The figures reflect deductions for returned goods and allowances, but not for trade-in allowances; they exclude sales and excise taxes collected from customers and paid directly to any taxing agency.

**Proprietors.**—"Active proprietors..." represents owners and partners of unincorporated businesses who devoted the major portion of their time to the business in November 1948.

**Employment.**—"Number of paid employees..." represents all employees on the pay roll for the pay period ending nearest November 15, 1948. "Full workweek" employees, whether regular or seasonal, are those who in the November 15 pay period were paid for working at least the number of hours typically worked in a week by employees of the reporting establishment.

# 1948 CENSUS OF BUSINESS

U. S. DEPARTMENT OF COMMERCE  
BUREAU OF THE CENSUS

RETAIL, WHOLESALE, SERVICE TRADES

## PRELIMINARY

For Release May 22, 1950

Release Series BC-1P42-166

### MILAM COUNTY, TEX.

Retail, wholesale, and service establishments located in Milam County, Texas, showed a substantial expansion in dollar volume of trade from 1939 to 1948 according to preliminary figures from the 1948 Census of Business released today by the Bureau of the Census, U. S. Department of Commerce.

Retail sales in the county during 1948 aggregated \$15.8 million, an increase of 251 percent over the \$4.5 million in 1939, when the preceding Census of Business was taken. Wholesale sales in the county reached a total of \$5.7 million in 1948 as compared with \$2.5 million in 1939. The service trades included in the Census of Business recorded receipts totaling \$710,000 in 1948 compared with \$201,000 in 1939.

Employment in the county also rose over the 9-year period between 1939 and 1948 for the above trades. Establishments in these trades reported a combined total of 942 paid employees for the workweek ended nearest November 15, 1948. This compared with a total of 735 employees reported for the week of November 15, 1939.

These preliminary figures have been derived from a Census report on Milam County, Texas, which also includes data for the city of Cameron. Final figures, superseding the preliminary data for Milam County, will be included in a Bulletin for the State of Texas to be issued in several months. Similar data will be made available this year in preliminary and final form for each of the counties and States. A single copy of the preliminary release for Milam County as well as an order blank for other area releases may be obtained by writing to the Bureau of the Census, Washington 25, D. C.

Table 1.—CENSUS OF BUSINESS PRELIMINARY RESULTS FOR 1948, BY TRADE GROUP

### MILAM COUNTY, TEX.

Trade group and kind of business	Number of establishments	1948 sales and receipts (Thousand dollars)	Active proprietors of unincorporated businesses Nov. 1948	Paid employees, workweek ended nearest Nov. 15, 1948	
				Total employees <sup>1</sup>	Full workweek employees
RETAIL TRADE, total.....	357	15,767	357	774	623
Food group.....	99	4,203	102	124	98
Eating and drinking places.....	59	644	66	94	74
General merchandise grp, general stores	25	1,382	26	115	67
Apparel group.....	10	433	10	32	17
Furniture-home furnishings-appliance grp	14	802	17	39	33
Automotive group.....	28	3,607	28	139	129
Gasoline service stations.....	54	1,126	50	71	60
Lumber-building-hardware group.....	20	1,584	13	66	63
Drug and proprietary stores.....	13	596	14	50	43
All other retail stores.....	35	1,390	31	44	39
WHOLESALE TRADE, total.....	23	5,662	17	78	x
Merchant wholesalers.....	7	2,843	7	53	x
Other types of wholesale.....	16	2,819	10	25	x
SELECTED SERVICE TRADES, <sup>2</sup> /total.....	89	710	98	90	73
Personal services.....	50	433	54	66	51
All other service trades.....	39	277	44	24	22
AMUSEMENTS.....	8	92	3	22	x

x Not available.

<sup>1</sup>/ Includes employees paid for less than the full workweek.

<sup>2</sup>/ See General Description on last page for changes from the 1939 Census of Business in the coverage of Service Trades.

Table 2.—CENSUS OF BUSINESS PRELIMINARY RESULTS FOR 1948 FOR CITIES OF 2,500 INHABITANTS OR MORE

MILAM COUNTY, TEX.

(Data omitted for trade groups where necessary to avoid disclosure)

City and trade group <sup>1</sup>	Number of establishments	1948 sales and receipts (Thousand dollars)	Active proprietors of unincorporated businesses Nov. 1948	Paid employees, workweek ended nearest Nov. 15, 1948	
				Total employees <sup>2</sup>	Full workweek employees
Cameron:					
Retail trade.....	144	7,787	146	400	326
Wholesale trade.....	14	3,881	12	65	x
Selected service trades....	45	287	52	49	41
Remainder of county:					
Retail trade.....	213	7,980	211	374	297
Wholesale trade.....	9	1,781	5	13	x
Selected service trades....	44	423	46	41	32

x Not available.

1/ See General Description on this page for changes from the 1939 Census of Business in the coverage of Service Trades.

2/ Includes employees paid for less than the full workweek.

GENERAL DESCRIPTION OF PRELIMINARY RELEASES FOR THE 1948 CENSUS OF BUSINESS

This series of releases, of which one is planned for each county in the United States, presents preliminary results of the 1948 Census of Business. The information is based on reports submitted by business establishments for that Census. The figures shown are preliminary, and are subject to revision in the final Census publications, but the changes are expected to be relatively minor with respect to coverage. The final Census figures will be issued in a series of Business Census bulletins which will show additional detailed kind-of-business information for all places where there are a sufficient number of establishments.

The 1948 Census of Business was taken under the provision of the Act of June 19, 1948, which provides that the Business Census be taken for 1948 and for each fifth year thereafter. Previous Business Censuses were taken for the years 1929, 1933, 1935, and 1939.

**Scope of the Census.**—The 1948 Census of Business covered all establishments in the following trades, as defined by the Standard Industrial Classification Manual, May 1949 issue, of the Executive Office of the President: all retail trades; all wholesale trades; all service trades in the following four groups—personal services, business services, automobile repairs and services, and miscellaneous repair services; hotels; tourist courts and camps; and amusements, including motion picture theaters. Some important services not covered are radio broadcasting and television, medical and health, legal, educational, nonprofit, accounting, and domestic services.

This coverage is similar to that of the 1939 Business Census. However, "custom trades" and "services incidental to transportation," which are no longer included in the standard classification of the service trades, are not covered by the 1948 Census. In a number of localities, these exclusions as well as

other changes in the standard classification may have a considerable effect in comparing 1948 with 1939 data, particularly with respect to establishment count.

**Establishment definition.**—For Census purposes, a business establishment is defined to include only enterprises conducted from a recognizable place of business, provided that the annual sales were in excess of \$5,000 for a wholesale trade establishment and \$500 for establishments in other trades. A detailed analysis of coverage will be provided in future Censuses of Business publications.

"Number of establishments" is the number of separate business locations, rather than the number of business companies or organizations, since the Census figures represent information reported separately for each business location or establishment. The establishment count reflects the number of places in business at the end of 1948 excluding administrative and executive offices of multiunit organizations, and "chain store" warehouses.

**Sales and receipts.**—"1948 sales and receipts" represents sales of merchandise and receipts from repairs and other services to customers. The figures reflect deductions for returned goods and allowances, but not for trade-in allowances; they exclude sales and excise taxes collected from customers and paid directly to any taxing agency.

**Proprietors.**—"Active proprietors..." represents owners and partners of unincorporated businesses who devoted the major portion of their time to the business in November 1948.

**Employment.**—"Number of paid employees..." represents all employees on the pay roll for the pay period ending nearest November 15, 1948. "Full workweek" employees, whether regular or seasonal, are those who in the November 15 pay period were paid for working at least the number of hours typically worked in a week by employees of the reporting establishment.

# 1948 CENSUS OF BUSINESS

RETAIL, WHOLESALE, SERVICE TRADES

U. S. DEPARTMENT OF COMMERCE  
BUREAU OF THE CENSUS

## PRELIMINARY

For Release May 8, 1950

Release Series BC-1P-42-167

### MILLS COUNTY, TEX.

Retail and service establishments located in Mills County, Texas, showed a substantial expansion in dollar volume of trade from 1939 to 1948 according to preliminary figures from the 1948 Census of Business released today by the Bureau of the Census, U. S. Department of Commerce.

Retail sales in the county during 1948 aggregated \$3.6 million, an increase of 157 percent over the \$1.4 million in 1939, when the preceding Census of Business was taken. The service trades included in the Census of Business recorded receipts totaling \$159,000 in 1948 compared with \$31,000 in 1939.

Employment in the county also rose over the 9-year period between 1939 and 1948 for the above trades. Establishments in these trades reported a combined total of 206 paid employees for the workweek ended nearest November 15, 1948. This compared with a total of 157 employees reported for the week of November 15, 1939.

These preliminary figures have been derived from a Census report on Mills County, Texas. Final figures, superseding the preliminary data for Mills County, will be included in a Bulletin for the State of Texas to be issued in several months.. Similar data will be made available this year in preliminary and final form for each of the counties and States. A single copy of the preliminary release for Mills County as well as an order blank for other area releases may be obtained by writing to the Bureau of the Bureau of the Census, Washington 25, D. C.

Table 1.—CENSUS OF BUSINESS PRELIMINARY RESULTS FOR 1948, BY TRADE GROUP  
MILLS COUNTY, TEX.

Trade group and kind of business	Number of establishments	1948 sales and receipts (Thousand dollars)	Active proprietors of unincorporated businesses Nov. 1948	Paid employees, workweek ended nearest Nov. 15, 1948	
				Total employees <sup>1</sup>	Full workweek employees
RETAIL TRADE, total.....	93	3,625	95	179	147
Food group.....	20	698	20	22	16
Eating and drinking places.....	10	152	10	36	31
Gasoline service stations.....	24	339	24	16	11
All other retail stores.....	39	2,436	41	105	89
SELECTED SERVICE TRADES, <sup>2</sup> /total.....	28	159	32	27	22
Personal services.....	18	88	20	21	16
All other service trades.....	10	71	12	6	6

<sup>1</sup>/ Includes employees paid for less than the full workweek.

<sup>2</sup>/ See General Description on last page for changes from the 1939 Census of Business in the coverage of Service Trades.

GENERAL DESCRIPTION OF PRELIMINARY RELEASES FOR THE  
1948 CENSUS OF BUSINESS

This series of releases, of which one is planned for each county in the United States, presents preliminary results of the 1948 Census of Business. The information is based on reports submitted by business establishments for that Census. The figures shown are preliminary, and are subject to revision in the final Census publications, but the changes are expected to be relatively minor with respect to coverage. The final Census figures will be issued in a series of Business Census bulletins which will show additional detailed kind-of-business information for all places where there are a sufficient number of establishments.

The 1948 Census of Business was taken under the provision of the Act of June 19, 1948, which provides that the Business Census be taken for 1948 and for each fifth year thereafter. Previous Business Censuses were taken for the years 1929, 1933, 1935, and 1939.

*Scope of the Census.*—The 1948 Census of Business covered all establishments in the following trades, as defined by the Standard Industrial Classification Manual, May 1949 issue, of the Executive Office of the President: all retail trades; all wholesale trades; all service trades in the following four groups—personal services, business services, automobile repairs and services, and miscellaneous repair services; hotels; tourist courts and camps; and amusements, including motion picture theaters. Some important services not covered are radio broadcasting and television, medical and health, legal, educational, nonprofit, accounting, and domestic services.

This coverage is similar to that of the 1939 Business Census. However, "custom trades" and "services incidental to transportation," which are no longer included in the standard classification of the service trades, are not covered by the 1948 Census. In a number of localities, these exclusions as well as other changes in the standard classification may have a considerable effect in comparing

1948 with 1939 data, particularly with respect to establishment count.

*Establishment definition.*—For Census purposes, a business establishment is defined to include only enterprises conducted from a recognizable place of business, provided that the annual sales were in excess of \$5,000 for a wholesale trade establishment and \$500 for establishments in other trades. A detailed analysis of coverage will be provided in future Census of Business publications.

"Number of establishments" is the number of separate business locations, rather than the number of business companies or organizations, since the Census figures represent information reported separately for each business location or establishment. The establishment count reflects the number of places in business at the end of 1948 excluding administrative and executive offices of multiunit organizations, and "chain store" warehouses.

*Sales and receipts.*—"1948 sales and receipts" represents sales of merchandise and receipts from repairs and other services to customers. The figures reflect deductions for returned goods and allowances, but not for trade-in allowances; they exclude sales and excise taxes collected from customers and paid directly to any taxing agency.

*Proprietors.*—"Active proprietors..." represents owners and partners of unincorporated businesses who devoted the major portion of their time to the business in November 1948.

*Employment.*—"Number of paid employees..." represents all employees on the pay roll for the pay period ending nearest November 15, 1948. "Full workweek" employees, whether regular or seasonal, are those who in the November 15 pay period were paid for working at least the number of hours typically worked in a week by employees of the reporting establishment.

# 1948 CENSUS OF BUSINESS

U. S. DEPARTMENT OF COMMERCE  
BUREAU OF THE CENSUS

RETAIL, WHOLESALE, SERVICE TRADES

## PRELIMINARY

For Release May 8, 1950

Release Series BC-1P-42-168

### MITCHELL COUNTY, TEX.

Retail, wholesale, and service establishments located in Mitchell County, Texas, showed a substantial expansion in dollar volume of trade from 1939 to 1948 according to preliminary figures from the 1948 Census of Business released today by the Bureau of the Census, U. S. Department of Commerce.

Retail sales in the county during 1948 aggregated \$9.9 million, an increase of 230 percent over the \$3.0 million in 1939, when the preceding Census of Business was taken. Wholesale sales in the county reached a total of \$3.2 million in 1948 as compared with \$0.3 million in 1939. The service trades included in the Census of Business recorded receipts totaling \$541,000 in 1948 compared with \$169,000 in 1939.

Employment in the county also rose over the 9-year period between 1939 and 1948 for the above trades. Establishments in these trades reported a combined total of 693 paid employees for the workweek ended nearest November 15, 1948. This compared with a total of 452 employees reported for the week of November 15, 1939.

These preliminary figures have been derived from a Census report on Mitchell County, Texas, which also includes data for Colorado City. Final figures, superseding the preliminary data for Mitchell County, will be included in a Bulletin for the State of Texas to be issued in several months. Similar data will be made available this year in preliminary and final form for each of the counties and States. A single copy of the preliminary release for Mitchell County as well as an order blank for other area releases may be obtained by writing to the Bureau of the Census, Washington 25, D. C.

Table 1.—CENSUS OF BUSINESS PRELIMINARY RESULTS FOR 1948, BY TRADE GROUP  
MITCHELL COUNTY, TEX.

Trade group and kind of business	Number of establishments	1948 sales and receipts (Thousand dollars)	Active proprietors of unincorporated businesses Nov. 1948	Paid employees, workweek ended nearest Nov. 15, 1948	
				Total employees <sup>1</sup>	Full workweek employees
RETAIL TRADE, total.....	180	9,865	177	548	421
Food group.....	42	2,528	47	81	56
Eating and drinking places.....	21	458	22	73	70
General merchandise grp., general stores.	8	639	7	92	36
Apparel group.....	13	624	13	44	37
Furniture-home furnishings-appliance grp.	11	573	9	22	20
Automotive group.....	16	1,841	18	84	79
Gasoline service stations.....	29	674	31	38	37
Lumber-building-hardware group.....	16	1,812	9	53	50
Drug and proprietary stores.....	6	272	5	26	18
All other retail stores.....	18	444	16	35	18
WHOLESALE TRADE.....	18	3,247	19	40	x
SELECTED SERVICE TRADES, <sup>2</sup> /total.....	56	541	56	105	85
Personal services.....	31	319	32	85	67
All other service trades.....	25	222	24	20	18
TOURIST COURTS AND CAMPS.....	5	44	3	4	2

x Not available.

<sup>1</sup>/ Includes employees paid for less than the full workweek.

<sup>2</sup>/ See General Description on last page for changes from the 1939 Census of Business in the coverage of Service Trades.

Table 2.—CENSUS OF BUSINESS PRELIMINARY RESULTS FOR 1948 FOR CITIES OF 2,500 INHABITANTS OR MORE  
MITCHELL COUNTY, TEX.

(Data omitted for trade groups where necessary to avoid disclosure)

City and trade group <sup>1</sup>	Number of establishments	1948 sales and receipts (Thousand dollars)	Active proprietors of unincorporated businesses Nov. 1948	Paid employees, workweek ended nearest Nov. 15, 1948	
				Total employees <sup>2</sup>	Full workweek employees
Colorado City:					
Retail trade.....	129	8,128	124	439	360
Wholesale trade.....	13	1,944	13	27	x
Selected service trades....	46	482	48	100	81
Remainder of county:					
Retail trade.....	51	1,737	53	109	61
Wholesale trade.....	5	1,303	6	13	x
Selected service trades....	10	59	8	5	4

x Not available.

1/ See General Description on this page for changes from the 1939 Census of Business in the coverage of Service Trades.

2/ Includes employees paid for less than the full workweek.

### GENERAL DESCRIPTION OF PRELIMINARY RELEASES FOR THE 1948 CENSUS OF BUSINESS

This series of releases, of which one is planned for each county in the United States, presents preliminary results of the 1948 Census of Business. The information is based on reports submitted by business establishments for that Census. The figures shown are preliminary, and are subject to revision in the final Census publications, but the changes are expected to be relatively minor with respect to coverage. The final Census figures will be issued in a series of Business Census bulletins which will show additional detailed kind-of-business information for all places where there are a sufficient number of establishments.

The 1948 Census of Business was taken under the provision of the Act of June 19, 1948, which provides that the Business Census be taken for 1948 and for each fifth year thereafter. Previous Business Censuses were taken for the years 1929, 1933, 1935, and 1939.

**Scope of the Census.**—The 1948 Census of Business covered all establishments in the following trades, as defined by the Standard Industrial Classification Manual, May 1949 issue, of the Executive Office of the President: all retail trades; all wholesale trades; all service trades in the following four groups—personal services, business services, automobile repairs and services, and miscellaneous repair services; hotels; tourist courts and camps; and amusements, including motion picture theaters. Some important services not covered are radio broadcasting and television, medical and health, legal, educational, nonprofit, accounting, and domestic services.

This coverage is similar to that of the 1939 Business Census. However, "custom trades" and "services incidental to transportation," which are no longer included in the standard classification of the service trades, are not covered by the 1948 Census. In a number of localities, these exclusions as well as

other changes in the standard classification may have a considerable effect in comparing 1948 with 1939 data, particularly with respect to establishment count.

**Establishment definition.**—For Census purposes, a business establishment is defined to include only enterprises conducted from a recognizable place of business, provided that the annual sales were in excess of \$5,000 for a wholesale trade establishment and \$500 for establishments in other trades. A detailed analysis of coverage will be provided in future Census of Business publications.

"Number of establishments" is the number of separate business locations, rather than the number of business companies or organizations, since the Census figures represent information reported separately for each business location or establishment. The establishment count reflects the number of places in business at the end of 1948 excluding administrative and executive offices of multiunit organizations, and "chain store" warehouses.

**Sales and receipts.**—"1948 sales and receipts" represents sales of merchandise and receipts from repairs and other services to customers. The figures reflect deductions for returned goods and allowances, but not for trade-in allowances; they exclude sales and excise taxes collected from customers and paid directly to any taxing agency.

**Proprietors.**—"Active proprietors..." represents owners and partners of unincorporated businesses who devoted the major portion of their time to the business in November 1948.

**Employment.**—"Number of paid employees..." represents all employees on the pay roll for the pay period ending nearest November 15, 1948. "Full workweek" employees, whether regular or seasonal, are those who in the November 15 pay period were paid for working at least the number of hours typically worked in a week by employees of the reporting establishment.



# 1948 CENSUS OF BUSINESS

RETAIL, WHOLESALE, SERVICE TRADES

U. S. DEPARTMENT OF COMMERCE  
BUREAU OF THE CENSUS

## PRELIMINARY

For Release May 15, 1950

Release Series BC-1P- 42-169

### MONTAGUE COUNTY, TEX.

Retail, wholesale, and service establishments located in Montague County, Texas, showed a substantial expansion in dollar volume of trade from 1939 to 1948 according to preliminary figures from the 1948 Census of Business released today by the Bureau of the Census, U. S. Department of Commerce.

Retail sales in the county during 1948 aggregated \$12.5 million, an increase of 229 percent over the \$3.8 million in 1939, when the preceding Census of Business was taken. Wholesale sales in the county reached a total of \$4.3 million in 1948 as compared with \$1.0 million in 1939. The service trades included in the Census of Business recorded receipts totaling \$553,000 in 1948 compared with \$145,000 in 1939.

Employment in the county also rose over the 9-year period between 1939 and 1948 for the above trades. Establishments in these trades reported a combined total of 711 paid employees for the workweek ended nearest November 15, 1948. This compared with a total of 661 employees reported for the week of November 15, 1939.

These preliminary figures have been derived from a Census report on Montague County, Texas, which also includes data for the cities of Bowie and Nocona. Final figures, superseding the preliminary data for Montague County, will be included in a Bulletin for the State of Texas to be issued in several months. Similar data will be made available this year in preliminary and final form for each of the counties and States. A single copy of the preliminary release for Montague County as well as an order blank for other area releases may be obtained by writing to the Bureau of the Census, Washington 25, D. C.

Table 1.—CENSUS OF BUSINESS PRELIMINARY RESULTS FOR 1948, BY TRADE GROUP  
MONTAGUE COUNTY, TEX.

Trade group and kind of business	Number of establishments	1948 sales and receipts (Thousand dollars)	Active proprietors of unincorporated businesses Nov. 1948	Paid employees, workweek ended nearest Nov. 15, 1948	
				Total employees <sup>1</sup>	Full workweek employees
RETAIL TRADE, total.....	287	12,535	304	570	479
Food group.....	55	2,693	58	76	56
Eating and drinking places.....	25	466	26	89	78
General merchandise grp, general stores	15	791	14	66	47
Apparel group.....	13	588	12	37	28
Furniture-home furnishgs-appliance grp	18	507	13	24	16
Automotive group.....	30	3,316	37	100	96
Gasoline service stations.....	69	1,268	75	52	51
Lumber-building-hardware group.....	28	1,408	25	60	54
Drug and proprietary stores.....	12	420	17	38	27
All other retail stores.....	22	1,078	27	28	26
WHOLESALE TRADE, total.....	27	4,290	20	59	x
Merchant wholesalers.....	15	3,091	9	45	x
Other types of wholesale.....	12	1,199	11	14	x
SELECTED SERVICE TRADES, <sup>2</sup> /total.....	83	553	92	82	77
Personal services.....	55	309	60	65	61
All other service trades.....	28	244	32	17	16
TOURIST COURTS AND CAMPS.....	7	47	6	7	6

x Not available.

<sup>1</sup>/ Includes employees paid for less than the full workweek.

<sup>2</sup>/ See General Description on last page for changes from the 1939 Census of Business in the coverage of Service Trades.

PRELIMINARY RESULTS FOR 1948 FOR CITIES OF 2,500 INHABITANTS OR MORE  
MONTAGUE COUNTY, TEX.

(Data omitted for trade groups where necessary to avoid disclosure)

City and trade group <sup>1</sup>	Number of establishments	1948 sales and receipts (Thousand dollars)	Active proprietors of unincorporated businesses Nov. 1948	Paid employees, workweek ended nearest Nov. 15, 1948	
				Total employees <sup>2</sup>	Full workweek employees
<b>Bowie:</b>					
Retail trade.....	108	5,837	121	298	249
Selected service trades....	45	295	48	47	45
<b>Nocona:</b>					
Retail trade.....	77	4,895	79	201	174
Selected service trades....	22	179	27	26	25
<b>Remainder of county:<sup>3/</sup></b>					
Retail trade.....	102	1,803	104	71	56
Selected service trades....	16	79	17	9	7

- 1/ See General Description on this page for changes from the 1939 Census of Business in the coverage of Service Trades.
- 2/ Includes employees paid for less than the full workweek.
- 3/ Includes figures for establishments not located in cities of 2,500 inhabitants or more.

**GENERAL DESCRIPTION OF PRELIMINARY RELEASES FOR THE 1948 CENSUS OF BUSINESS**

This series of releases, of which one is planned for each county in the United States, presents preliminary results of the 1948 Census of Business. The information is based on reports submitted by business establishments for that Census. The figures shown are preliminary, and are subject to revision in the final Census publications, but the changes are expected to be relatively minor with respect to coverage. The final Census figures will be issued in a series of Business Census bulletins which will show additional detailed kind-of-business information for all places where there are a sufficient number of establishments.

The 1948 Census of Business was taken under the provision of the Act of June 19, 1948, which provides that the Business Census be taken for 1948 and for each fifth year thereafter. Previous Business Censuses were taken for the years 1929, 1933, 1935, and 1939.

**Scope of the Census.**—The 1948 Census of Business covered all establishments in the following trades, as defined by the Standard Industrial Classification Manual, May 1949 issue, of the Executive Office of the President: all retail trades; all wholesale trades; all service trades in the following four groups—personal services, business services, automobile repairs and services, and miscellaneous repair services; hotels; tourist courts and camps; and amusements, including motion picture theaters. Some important services not covered are radio broadcasting and television, medical and health, legal, educational, nonprofit, accounting, and domestic services.

This coverage is similar to that of the 1939 Business Census. However, "custom trades" and "services incidental to transportation," which are no longer included in the standard classification of the service trades, are not covered by the 1948 Census. In a number of localities, these exclusions as well as

other changes in the standard classification may have a considerable effect in comparing 1948 with 1939 data, particularly with respect to establishment count.

**Establishment definition.**—For Census purposes, a business establishment is defined to include only enterprises conducted from a recognizable place of business, provided that the annual sales were in excess of \$5,000 for a wholesale trade establishment and \$500 for establishments in other trades. A detailed analysis of coverage will be provided in future Censuses of Business publications.

"Number of establishments" is the number of separate business locations, rather than the number of business companies or organizations, since the Census figures represent information reported separately for each business location or establishment. The establishment count reflects the number of places in business at the end of 1948 excluding administrative and executive offices of multiunit organizations, and "chain store" warehouses.

**Sales and receipts.**—"1948 sales and receipts" represents sales of merchandise and receipts from repairs and other services to customers. The figures reflect deductions for returned goods and allowances, but not for trade-in allowances; they exclude sales and excise taxes collected from customers and paid directly to any taxing agency.

**Proprietors.**—"Active proprietors..." represents owners and partners of unincorporated businesses who devoted the major portion of their time to the business in November 1948.

**Employment.**—"Number of paid employees..." represents all employees on the pay roll for the pay period ending nearest November 15, 1948. "Full workweek" employees, whether regular or seasonal, are those who in the November 15 pay period were paid for working at least the number of hours typically worked in a week by employees of the reporting establishment.

91422

ation of the service trades, these exclusions  
s. In a number of localities, these exclusions

# 1948 CENSUS OF BUSINESS

RETAIL, WHOLESALE, SERVICE TRADES

U. S. DEPARTMENT OF COMMERCE  
BUREAU OF THE CENSUS

## PRELIMINARY

For Release May 15, 1950

Release Series BC-1P-42-170

### MONTGOMERY COUNTY, TEX.

Retail, wholesale, and service establishments located in Montgomery County, Texas, showed a substantial expansion in dollar volume of trade from 1939 to 1948 according to preliminary figures from the 1948 Census of Business released today by the Bureau of the Census, U. S. Department of Commerce.

Retail sales in the county during 1948 aggregated \$14.9 million, an increase of 231 percent over the \$4.5 million in 1939, when the preceding Census of Business was taken. Wholesale sales in the county reached a total of \$2.8 million in 1948 as compared with \$1.1 million in 1939. The service trades included in the Census of Business recorded receipts totaling \$617,000 in 1948 compared with \$179,000 in 1939.

Employment in the county also rose over the 9-year period between 1939 and 1948 for the above trades. Establishments in these trades reported a combined total of 863 paid employees for the workweek ended nearest November 15, 1948. This compared with a total of 580 employees reported for the week of November 15, 1939.

These preliminary figures have been derived from a Census report on Montgomery County, Texas, which also includes data for the city of Conroe. Final figures, superseding the preliminary data for Montgomery County, will be included in a Bulletin for the State of Texas to be issued in several months. Similar data will be made available this year in preliminary and final form for each of the counties and States. A single copy of the preliminary release for Montgomery County as well as an order blank for other area releases may be obtained by writing to the Bureau of the Census, Washington 25, D. C.

Table 1.—CENSUS OF BUSINESS PRELIMINARY RESULTS FOR 1948, BY TRADE GROUP

### MONTGOMERY COUNTY, TEX.

Trade group and kind of business	Number of establishments	1948 sales and receipts (Thousand dollars)	Active proprietors of unincorporated businesses Nov. 1948	Paid employees, workweek ended nearest Nov. 15, 1948	
				Total employees <sup>1</sup>	Full workweek employees
RETAIL TRADE, total.....	286	14,881	261	688	587
Food group.....	70	3,715	70	94	72
Eating and drinking places.....	80	1,036	73	123	108
General merchandise grp, general stores	23	3,468	15	168	133
Apparel group.....	9	421	11	19	17
Furniture-home furnishgs-appliance grp	14	585	12	17	14
Automotive group.....	18	2,764	16	126	125
Gasoline service stations.....	35	1,169	33	57	49
Lumber-building-hardware group.....	9	652	6	33	33
Drug and proprietary stores.....	7	434	7	24	16
All other retail stores.....	21	637	18	27	20
WHOLESALE TRADE.....	16	2,778	12	55	x
SELECTED SERVICE TRADES, <sup>2</sup> /total.....	55	617	48	120	118
Personal services.....	36	348	29	107	105
All other service trades.....	19	269	19	13	13
HOTELS.....	6	94	6	34	30

x Not available.

<sup>1</sup>/ Includes employees paid for less than the full workweek.

<sup>2</sup>/ See General Description on last page for changes from the 1939 Census of Business in the coverage of Service Trades.

Table 2.—CENSUS OF BUSINESS PRELIMINARY RESULTS FOR 1948 FOR CITIES OF 2,500 INHABITANTS OR MORE  
MONTGOMERY COUNTY, TEX.

(Data omitted for trade groups where necessary to avoid disclosure)

City and trade group <sup>1</sup>	Number of establishments	1948 sales and receipts (Thousand dollars)	Active proprietors of unincorporated businesses Nov. 1948	Paid employees, workweek ended nearest Nov. 15, 1948	
				Total employees <sup>2</sup>	Full workweek employees
Conroe:					
Retail trade.....	133	10,517	130	547	476
Selected service trades...	32	480	26	109	107
Hotels.....	6	94	6	34	30
Remainder of county:					
Retail trade.....	153	4,364	131	141	111
Selected service trades...	23	137	22	11	11

1/ See General Description on this page for changes from the 1939 Census of Business in the coverage of Service Trades.

2/ Includes employees paid for less than the full workweek.

### GENERAL DESCRIPTION OF PRELIMINARY RELEASES FOR THE 1948 CENSUS OF BUSINESS

This series of releases, of which one is planned for each county in the United States, presents preliminary results of the 1948 Census of Business. The information is based on reports submitted by business establishments for that Census. The figures shown are preliminary, and are subject to revision in the final Census publications, but the changes are expected to be relatively minor with respect to coverage. The final Census figures will be issued in a series of Business Census bulletins which will show additional detailed kind-of-business information for all places where there are a sufficient number of establishments.

The 1948 Census of Business was taken under the provision of the Act of June 19, 1948, which provides that the Business Censuses be taken for 1948 and for each fifth year thereafter. Previous Business Censuses were taken for the years 1929, 1933, 1935, and 1939.

**Scope of the Census.**—The 1948 Census of Business covered all establishments in the following trades, as defined by the Standard Industrial Classification Manual, May 1949 issue, of the Executive Office of the President: all retail trades; all wholesale trades; all service trades in the following four groups—personal services, business services, automobile repairs and services, and miscellaneous repair services; hotels; tourist courts and camps; and amusements, including motion picture theaters. Some important services not covered are radio broadcasting and television, medical and health, legal, educational, nonprofit, accounting, and domestic services.

This coverage is similar to that of the 1939 Business Census. However, "custom trades" and "services incidental to transportation," which are no longer included in the standard classification of the service trades, are not covered by the 1948 Census. In a number of localities, these exclusions as well as

other changes in the standard classification may have a considerable effect in comparing 1948 with 1939 data, particularly with respect to establishment count.

**Establishment definition.**—For Census purposes, a business establishment is defined to include only enterprises conducted from a recognizable place of business, provided that the annual sales were in excess of \$5,000 for a wholesale trade establishment and \$500 for establishments in other trades. A detailed analysis of coverage will be provided in future Census of Business publications.

"Number of establishments" is the number of separate business locations, rather than the number of business companies or organizations, since the Census figures represent information reported separately for each business location or establishment. The establishment count reflects the number of places in business at the end of 1948 excluding administrative and executive offices of multinational organizations, and "chain stores" warehouses.

**Sales and receipts.**—"1948 sales and receipts" represents sales of merchandise and receipts from repairs and other services to customers. The figures reflect deductions for returned goods and allowances, but not for trade-in allowances; they exclude sales and excise taxes collected from customers and paid directly to any taxing agency.

**Proprietors.**—"Active proprietors..." represents owners and partners of unincorporated businesses who devoted the major portion of their time to the business in November 1948.

**Employment.**—"Number of paid employees..." represents all employees on the pay roll for the pay period ending nearest November 15, 1948. "Full workweek" employees, whether regular or seasonal, are those who in the November 15 pay period were paid for working at least the number of hours typically worked in a week by employees of the reporting establishment.

# 1948 CENSUS OF BUSINESS

RETAIL, WHOLESALE, SERVICE TRADES

U. S. DEPARTMENT OF COMMERCE  
BUREAU OF THE CENSUS

## PRELIMINARY

For Release May 15, 1950

Release Series BC-1P-42-171

### MOORE COUNTY, TEX.

Retail, wholesale, and service establishments located in Moore County, Texas, showed a substantial expansion in dollar volume of trade from 1939 to 1948 according to preliminary figures from the 1948 Census of Business released today by the Bureau of the Census, U. S. Department of Commerce.

Retail sales in the county during 1948 aggregated \$9.5 million, an increase of 579 percent over the \$1.4 million in 1939, when the preceding Census of Business was taken. Wholesale sales in the county reached a total of \$5.0 million in 1948 as compared with \$0.4 million in 1939. The service trades included in the Census of Business recorded receipts totaling \$484,000 in 1948 compared with \$65,000 in 1939.

Employment in the county also rose over the 9-year period between 1939 and 1948 for the above trades. Establishments in these trades reported a combined total of 540 paid employees for the workweek ended nearest November 15, 1948. This compared with a total of 155 employees reported for the week of November 15, 1939.

These preliminary figures have been derived from a Census report on Moore County, Texas. Final figures, superseding the preliminary data for Moore County, will be included in a Bulletin for the State of Texas to be issued in several months. Similar data will be made available this year in preliminary and final form for each of the counties and States. A single copy of the preliminary release for Moore County as well as an order blank for other area releases may be obtained by writing to the Bureau of the Census, Washington 25, D. C.

Table 1.—CENSUS OF BUSINESS PRELIMINARY RESULTS FOR 1948, BY TRADE GROUP

### MOORE COUNTY, TEX.

Trade group and kind of business	Number of establishments	1948 sales and receipts (Thousand dollars)	Active proprietors of unincorporated businesses Nov. 1948	Paid employees, workweek ended nearest Nov. 15, 1948	
				Total employees <sup>1</sup>	Full workweek employees
RETAIL TRADE, total.....	136	9,500	126	438	363
Food group.....	27	2,908	24	73	61
Eating and drinking places.....	22	561	21	101	92
Gasoline service stations.....	14	638	15	31	24
All other retail stores.....	73	5,393	66	233	186
WHOLESALE TRADE.....	14	4,995	8	33	x
SELECTED SERVICE TRADES, <sup>2/</sup> total.....	50	484	49	69	63
Personal services.....	35	297	34	50	45
All other service trades.....	15	187	15	19	18
TOURIST COURTS AND CAMPS.....	6	43	5	3	1

x Not available.

<sup>1/</sup> Includes employees paid for less than the full workweek.

<sup>2/</sup> See General Description on last page for changes from the 1939 Census of Business in the coverage of Service Trades.

GENERAL DESCRIPTION OF PRELIMINARY RELEASES FOR THE  
1948 CENSUS OF BUSINESS

This series of releases, of which one is planned for each county in the United States, presents preliminary results of the 1948 Census of Business. The information is based on reports submitted by business establishments for that Census. The figures shown are preliminary, and are subject to revision in the final Census publications, but the changes are expected to be relatively minor with respect to coverage. The final Census figures will be issued in a series of Business Census bulletins which will show additional detailed kind-of-business information for all places where there are a sufficient number of establishments.

The 1948 Census of Business was taken under the provision of the Act of June 19, 1948, which provides that the Business Census be taken for 1948 and for each fifth year thereafter. Previous Business Censuses were taken for the years 1929, 1933, 1935, and 1939.

*Scope of the Census.*—The 1948 Census of Business covered all establishments in the following trades, as defined by the Standard Industrial Classification Manual, May 1949 issue, of the Executive Office of the President: all retail trades; all wholesale trades; all service trades in the following four groups—personal services, business services, automobile repairs and services, and miscellaneous repair services; hotels; tourist courts and camps; and amusements, including motion picture theaters. Some important services not covered are radio broadcasting and television, medical and health, legal, educational, nonprofit, accounting, and domestic services.

This coverage is similar to that of the 1939 Business Census. However, "custom trades" and "services incidental to transportation," which are no longer included in the standard classification of the service trades, are not covered by the 1948 Census. In a number of localities, these exclusions as well as other changes in the standard classification may have a considerable effect in comparing

1948 with 1939 data, particularly with respect to establishment count.

*Establishment definition.*—For Census purposes, a business establishment is defined to include only enterprises conducted from a recognizable place of business, provided that the annual sales were in excess of \$5,000 for a wholesale trade establishment and \$500 for establishments in other trades. A detailed analysis of coverage will be provided in future Census of Business publications.

"Number of establishments" is the number of separate business locations, rather than the number of business companies or organizations, since the Census figures represent information reported separately for each business location or establishment. The establishment count reflects the number of places in business at the end of 1948 excluding administrative and executive offices of multiunit organizations, and "chain store" warehouses.

*Sales and receipts.*—"1948 sales and receipts" represents sales of merchandise and receipts from repairs and other services to customers. The figures reflect deductions for returned goods and allowances, but not for trade-in allowances; they exclude sales and excise taxes collected from customers and paid directly to any taxing agency.

*Proprietors.*—"Active proprietors..." represents owners and partners of unincorporated businesses who devoted the major portion of their time to the business in November 1948.

*Employment.*—"Number of paid employees..." represents all employees on the pay roll for the pay period ending nearest November 15, 1948. "Full workweek" employees, whether regular or seasonal, are those who in the November 15 pay period were paid for working at least the number of hours typically worked in a week by employees of the reporting establishment.

# 1948 CENSUS OF BUSINESS

RETAIL, WHOLESALE, SERVICE TRADES

U. S. DEPARTMENT OF COMMERCE  
BUREAU OF THE CENSUS

## PRELIMINARY

For Release May 8, 1950

Release Series BC-1P-42-172

### MORRIS COUNTY, TEX.

Retail, wholesale, and service establishments located in Morris County, Texas, showed a substantial expansion in dollar volume of trade from 1939 to 1948 according to preliminary figures from the 1948 Census of Business released today by the Bureau of the Census, U. S. Department of Commerce.

Retail sales in the county during 1948 aggregated \$4.2 million, an increase of 250 percent over the \$1.2 million in 1939, when the preceding Census of Business was taken. Wholesale sales in the county reached a total of \$567,000 in 1948 as compared with \$96,000 in 1939. The service trades included in the Census of Business recorded receipts totaling \$167,000 in 1948 compared with \$30,000 in 1939.

Employment in the county also rose over the 9-year period between 1939 and 1948 for the above trades. Establishments in these trades reported a combined total of 238 paid employees for the workweek ended nearest November 15, 1948. This compared with a total of 121 employees reported for the week of November 15, 1939.

These preliminary figures have been derived from a Census report on Morris County, Texas. Final figures, superseding the preliminary data for Morris County, will be included in a Bulletin for the State of Texas to be issued in several months. Similar data will be made available this year in preliminary and final form for each of the counties and States. A single copy of the preliminary release for Morris County as well as an order blank for other area releases may be obtained by writing to the Bureau of the Census, Washington 25, D. C.

Table 1.—CENSUS OF BUSINESS PRELIMINARY RESULTS FOR 1948, BY TRADE GROUP

### MORRIS COUNTY, TEX.

Trade group and kind of business	Number of establishments	1948 sales and receipts (Thousand dollars)	Active proprietors of unincorporated businesses Nov. 1948	Paid employees, workweek ended nearest Nov. 15, 1948	
				Total employees <sup>1</sup>	Full workweek employees
RETAIL TRADE, total.....	127	4,242	131	202	156
Food group.....	46	1,488	51	37	27
Eating and drinking places.....	17	200	17	50	40
Gasoline service stations.....	11	207	12	7	7
All other retail stores.....	53	2,347	51	108	82
WHOLESALE TRADE.....	5	567	7	17	x
SELECTED SERVICE TRADES, <sup>2</sup> /total.....	33	167	41	19	18
Personal services.....	23	112	28	15	14
All other service trades.....	10	55	13	4	4

x Not available.

<sup>1</sup>/ Includes employees paid for less than the full workweek.

<sup>2</sup>/ See General Description on last page for changes from the 1939 Census of Business in the coverage of Service Trades.

GENERAL DESCRIPTION OF PRELIMINARY RELEASES FOR THE  
1948 CENSUS OF BUSINESS

This series of releases, of which one is planned for each county in the United States, presents preliminary results of the 1948 Census of Business. The information is based on reports submitted by business establishments for that Census. The figures shown are preliminary, and are subject to revision in the final Census publications, but the changes are expected to be relatively minor with respect to coverage. The final Census figures will be issued in a series of Business Census bulletins which will show additional detailed kind-of-business information for all places where there are a sufficient number of establishments.

The 1948 Census of Business was taken under the provision of the Act of June 19, 1948, which provides that the Business Census be taken for 1948 and for each fifth year thereafter. Previous Business Censuses were taken for the years 1929, 1933, 1935, and 1939.

*Scope of the Census.*—The 1948 Census of Business covered all establishments in the following trades, as defined by the Standard Industrial Classification Manual, May 1949 issue, of the Executive Office of the President: all retail trades; all wholesale trades; all service trades in the following four groups—personal services, business services, automobile repairs and services, and miscellaneous repair services; hotels; tourist courts and camps; and amusements, including motion picture theaters. Some important services not covered are radio broadcasting and television, medical and health, legal, educational, nonprofit, accounting, and domestic services.

This coverage is similar to that of the 1939 Business Census. However, "custom trades" and "services incidental to transportation," which are no longer included in the standard classification of the service trades, are not covered by the 1948 Census. In a number of localities, these exclusions as well as other changes in the standard classification may have a considerable effect in comparing

1948 with 1939 data, particularly with respect to establishment count.

*Establishment definition.*—For Census purposes, a business establishment is defined to include only enterprises conducted from a recognizable place of business, provided that the annual sales were in excess of \$5,000 for a wholesale trade establishment and \$500 for establishments in other trades. A detailed analysis of coverage will be provided in future Census of Business publications.

"Number of establishments" is the number of separate business locations, rather than the number of business companies or organizations, since the Census figures represent information reported separately for each business location or establishment. The establishment count reflects the number of places in business at the end of 1948 excluding administrative and executive offices of multiunit organizations, and "chain store" warehouses.

*Sales and receipts.*—"1948 sales and receipts" represents sales of merchandise and receipts from repairs and other services to customers. The figures reflect deductions for returned goods and allowances, but not for trade-in allowances; they exclude sales and excise taxes collected from customers and paid directly to any taxing agency.

*Proprietors.*—"Active proprietors..." represents owners and partners of unincorporated businesses who devoted the major portion of their time to the business in November 1948.

*Employment.*—"Number of paid employees..." represents all employees on the pay roll for the pay period ending nearest November 15, 1948. "Full workweek" employees, whether regular or seasonal, are those who in the November 15 pay period were paid for working at least the number of hours typically worked in a week by employees of the reporting establishment.



# 1948 CENSUS OF BUSINESS

RETAIL, WHOLESALE, SERVICE TRADES

U. S. DEPARTMENT OF COMMERCE  
BUREAU OF THE CENSUS

## PRELIMINARY

For Release May 15, 1950

Release Series BC-1P-42-173

### MOTLEY COUNTY, TEX.

Retail, wholesale, and service establishments located in Motley County, Texas, showed a substantial expansion in dollar volume of trade from 1939 to 1948 according to preliminary figures from the 1948 Census of Business released today by the Bureau of the Census, U. S. Department of Commerce.

Retail sales in the county during 1948 aggregated \$3.6 million, an increase of 200 percent over the \$1.2 million in 1939, when the preceding Census of Business was taken. Wholesale sales in the county reached a total of \$2.5 million in 1948 as compared with \$0.8 million in 1939. The service trades included in the Census of Business recorded receipts totaling \$151,000 in 1948 compared with \$48,000 in 1939.

Employment in the county also rose over the 9-year period between 1939 and 1948 for the above trades. Establishments in these trades reported a combined total of 199 paid employees for the workweek ended nearest November 15, 1948. This compared with a total of 145 employees reported for the week of November 15, 1939.

These preliminary figures have been derived from a Census report on Motley County, Texas. Final figures, superseding the preliminary data for Motley County, will be included in a Bulletin for the State of Texas to be issued in several months. Similar data will be made available this year in preliminary and final form for each of the counties and States. A single copy of the preliminary release for Motley County as well as an order blank for other area releases may be obtained by writing to the Bureau of the Census, Washington 25, D. C.

Table 1.—CENSUS OF BUSINESS PRELIMINARY RESULTS FOR 1948, BY TRADE GROUP

### MOTLEY COUNTY, TEX.

Trade group and kind of business	Number of establishments	1948 sales and receipts (Thousand dollars)	Active proprietors of unincorporated businesses Nov. 1948	Paid employees, workweek ended nearest Nov. 15, 1948	
				Total employees <sup>1</sup>	Full workweek employees
RETAIL TRADE, total.....	60	3,580	52	135	116
Food group.....	14	937	14	21	14
Eating and drinking places.....	7	139	5	19	18
Gasoline service stations.....	10	206	11	9	9
All other retail stores.....	29	2,298	22	86	75
WHOLESALE TRADE.....	13	2,511	14	43	x
SELECTED SERVICE TRADES, <sup>2/</sup> total.....	25	151	24	21	17
Personal services.....	12	66	11	14	12
All other service trades.....	13	85	13	7	5

x Not available.

<sup>1/</sup> Includes employees paid for less than the full workweek.

<sup>2/</sup> See General Description on last page for changes from the 1939 Census of Business in the coverage of Service Trades.

GENERAL DESCRIPTION OF PRELIMINARY RELEASES FOR THE  
1948 CENSUS OF BUSINESS

This series of releases, of which one is planned for each county in the United States, presents preliminary results of the 1948 Census of Business. The information is based on reports submitted by business establishments for that Census. The figures shown are preliminary, and are subject to revision in the final Census publications, but the changes are expected to be relatively minor with respect to coverage. The final Census figures will be issued in a series of Business Census bulletins which will show additional detailed kind-of-business information for all places where there are a sufficient number of establishments.

The 1948 Census of Business was taken under the provision of the Act of June 19, 1948, which provides that the Business Census be taken for 1948 and for each fifth year thereafter. Previous Business Censuses were taken for the years 1929, 1933, 1935, and 1939.

*Scope of the Census.*—The 1948 Census of Business covered all establishments in the following trades, as defined by the Standard Industrial Classification Manual, May 1949 issue, of the Executive Office of the President: all retail trades; all wholesale trades; all service trades in the following four groups—personal services, business services, automobile repairs and services, and miscellaneous repair services; hotels; tourist courts and camps; and amusements, including motion picture theaters. Some important services not covered are radio broadcasting and television, medical and health, legal, educational, nonprofit, accounting, and domestic services.

This coverage is similar to that of the 1939 Business Census. However, "custom trades" and "services incidental to transportation," which are no longer included in the standard classification of the service trades, are not covered by the 1948 Census. In a number of localities, these exclusions as well as other changes in the standard classification may have a considerable effect in comparing

1948 with 1939 data, particularly with respect to establishment count.

*Establishment definition.*—For Census purposes, a business establishment is defined to include only enterprises conducted from a recognizable place of business, provided that the annual sales were in excess of \$5,000 for a wholesale trade establishment and \$500 for establishments in other trades. A detailed analysis of coverage will be provided in future Census of Business publications.

"Number of establishments" is the number of separate business locations, rather than the number of business companies or organizations, since the Census figures represent information reported separately for each business location or establishment. The establishment count reflects the number of places in business at the end of 1948 excluding administrative and executive offices of multiunit organizations, and "chain store" warehouses.

*Sales and receipts.*—"1948 sales and receipts" represents sales of merchandise and receipts from repairs and other services to customers. The figures reflect deductions for returned goods and allowances, but not for trade-in allowances; they exclude sales and excise taxes collected from customers and paid directly to any taxing agency.

*Proprietors.*—"Active proprietors..." represents owners and partners of unincorporated businesses who devoted the major portion of their time to the business in November 1948.

*Employment.*—"Number of paid employees..." represents all employees on the pay roll for the pay period ending nearest November 15, 1948. "Full workweek" employees, whether regular or seasonal, are those who in the November 15 pay period were paid for working at least the number of hours typically worked in a week by employees of the reporting establishment.

# 1948 CENSUS OF BUSINESS

RETAIL, WHOLESALE, SERVICE TRADES

U. S. DEPARTMENT OF COMMERCE  
BUREAU OF THE CENSUS

## PRELIMINARY

For Release May 1, 1950

Release Series BC-1P-42-174

### NACOGDOCHES COUNTY, TEX.

Retail, wholesale, and service establishments located in Nacogdoches County, Texas, showed a substantial expansion in dollar volume of trade from 1939 to 1948 according to preliminary figures from the 1948 Census of Business released today by the Bureau of the Census, U. S. Department of Commerce.

Retail sales in the county during 1948 aggregated \$18.4 million, an increase of 175 percent over the \$6.7 million in 1939, when the preceding Census of Business was taken. Wholesale sales in the county reached a total of \$8.3 million in 1948 as compared with \$2.6 million in 1939. The service trades included in the Census of Business recorded receipts totaling \$946,000 in 1948 compared with \$237,000 in 1939.

Employment in the county also rose over the 9-year period between 1939 and 1948 for the above trades. Establishments in these trades reported a combined total of 1,279 paid employees for the workweek ended nearest November 15, 1948. This compared with a total of 915 employees reported for the week of November 15, 1939.

These preliminary figures have been derived from a Census report on Nacogdoches County, Texas, which also includes data for the city of Nacogdoches. Final figures, superseding the preliminary data for Nacogdoches County, will be included in a Bulletin for the State of Texas to be issued in several months. Similar data will be made available this year in preliminary and final form for each of the counties and States. A single copy of the preliminary release for Nacogdoches County as well as an order blank for other area releases may be obtained by writing to the Bureau of the Census, Washington 25, D. C.

Table 1.—CENSUS OF BUSINESS PRELIMINARY RESULTS FOR 1948, BY TRADE GROUP  
NACOGDOCHES COUNTY, TEX.

Trade group and kind of business	Number of establishments	1948 sales and receipts (Thousand dollars)	Active proprietors of unincorporated businesses Nov. 1948	Paid employees, workweek ended nearest Nov. 15, 1948	
				Total employees <sup>1</sup>	Full workweek employees
RETAIL TRADE, total.....	369	18,444	366	940	791
Food group.....	155	5,352	164	126	92
Eating and drinking places.....	38	620	38	151	130
General merchandise grp, general stores.	24	1,950	19	141	94
Apparel group.....	21	1,151	23	62	57
Furniture-home furnishings-appliance grp.	15	916	11	44	43
Automotive group.....	27	3,848	26	143	135
Gasoline service stations.....	36	812	38	59	48
Lumber-building-hardware group.....	17	1,864	11	91	84
Drug and proprietary stores.....	12	778	12	75	67
All other retail stores.....	24	1,153	24	48	41
WHOLESALE TRADE, total.....	27	8,337	25	142	x
Merchant wholesalers.....	15	5,798	13	110	x
Other types of wholesale.....	12	2,539	12	32	x
SELECTED SERVICE TRADES, <sup>2/</sup> total.....	108	946	111	197	183
Personal services.....	55	490	54	150	146
All other service trades.....	53	456	57	47	37

x Not available.

1/ Includes employees paid for less than the full workweek.

2/ See General Description on last page for changes from the 1939 Census of Business in the coverage of Service Trades.

Table 2.—CENSUS OF BUSINESS PRELIMINARY RESULTS FOR 1948 FOR CITIES OF 2,500 INHABITANTS OR MORE

## NACOGDOCHES COUNTY, TEX.

(Data omitted for trade groups where necessary to avoid disclosure)

City and trade group <sup>1</sup>	Number of establishments	1948 sales and receipts (Thousand dollars)	Active proprietors of unincorporated businesses Nov. 1948	Paid employees, workweek ended nearest Nov. 15, 1948	
				Total employees <sup>2</sup>	Full workweek employees
<b>Nacogdoches:</b>					
Retail trade.....	200	14,110	195	797	690
Wholesale trade.....	22	7,417	19	126	x
Selected service trades..	77	795	79	185	171
<b>Remainder of county:</b>					
Retail trade.....	169	4,334	171	143	101
Wholesale trade.....	5	920	6	16	x
Selected service trades..	31	151	32	12	12

x Not available.

1/ See General Description on this page for changes from the 1939 Census of Business in the coverage of Service Trades.

2/ Includes employees paid for less than the full workweek.

## GENERAL DESCRIPTION OF PRELIMINARY RELEASES FOR THE 1948 CENSUS OF BUSINESS

This series of releases, of which one is planned for each county in the United States, presents preliminary results of the 1948 Census of Business. The information is based on reports submitted by business establishments for that Census. The figures shown are preliminary, and are subject to revision in the final Census publications, but the changes are expected to be relatively minor with respect to coverage. The final Census figures will be issued in a series of Business Census bulletins which will show additional detailed kind-of-business information for all places where there are a sufficient number of establishments.

The 1948 Census of Business was taken under the provision of the Act of June 19, 1948, which provides that the Business Census be taken for 1948 and for each fifth year thereafter. Previous Business Censuses were taken for the years 1929, 1933, 1935, and 1939.

*Scope of the Census.*—The 1948 Census of Business covered all establishments in the following trades, as defined by the Standard Industrial Classification Manual, May 1949 issue, of the Executive Office of the President: all retail trades; all wholesale trades; all service trades in the following four groups—personal services, business services, automobile repairs and services, and miscellaneous repair services; hotels; tourist courts and camps; and amusements, including motion picture theaters. Some important services not covered are radio broadcasting and television, medical and health, legal, educational, nonprofit, accounting, and domestic services.

This coverage is similar to that of the 1939 Business Census. However, "custom trades" and "services incidental to transportation," which are no longer included in the standard classification of the service trades, are not covered by the 1948 Census. In a number of localities, these exclusions as well as other changes in the standard classification may have

a considerable effect in comparing 1948 with 1939 data, particularly with respect to establishment count.

*Establishment definition.*—For Census purposes, a business establishment is defined to include only enterprises conducted from a recognizable place of business, provided that the annual sales were in excess of \$5,000 for a wholesale trade establishment and \$500 for establishments in other trades. A detailed analysis of coverage will be provided in future Census of Business publications.

"Number of establishments" is the number of separate business locations, rather than the number of business companies or organizations, since the Census figures represent information reported separately for each business location or establishment. The establishment count reflects the number of places in business at the end of 1948 excluding administrative and executive offices of multiunit organizations, and "chain store" warehouses.

*Sales and receipts.*—"1948 sales and receipts" represents sales of merchandise and receipts from repairs and other services to customers. The figures reflect deductions for returned goods and allowances, but not for trade-in allowances; they exclude sales and excise taxes collected from customers and paid directly to any taxing agency.

*Proprietors.*—"Active proprietors..." represents owners and partners of unincorporated businesses who devoted the major portion of their time to the business in November 1948.

*Employment.*—"Number of paid employees..." represents all employees on the pay roll for the pay period ending nearest November 15, 1948. "Full workweek" employees, whether regular or seasonal, are those who in the November 15 pay period were paid for working at least the number of hours typically worked in a week by employees of the reporting establishment.

# 1948 CENSUS OF BUSINESS

RETAIL, WHOLESALE, SERVICE TRADES

U. S. DEPARTMENT OF COMMERCE  
BUREAU OF THE CENSUS

## PRELIMINARY

For Release May 4, 1950

Release Series BC-1P-42-175

### NAVARRO COUNTY, TEX.

Retail, wholesale, and service establishments located in Navarro County, Texas, showed a substantial expansion in dollar volume of trade from 1939 to 1948 according to preliminary figures from the 1948 Census of Business released today by the Bureau of the Census, U. S. Department of Commerce.

Retail sales in the county during 1948 aggregated \$27.4 million, an increase of 191 percent over the \$9.4 million in 1939, when the preceding Census of Business was taken. Wholesale sales in the county reached a total of \$19.3 million in 1948 as compared with \$5.1 million in 1939. The service trades included in the Census of Business recorded receipts totaling \$1.6 million in 1948 compared with \$0.5 million in 1939.

Employment in the county also rose over the 9-year period between 1939 and 1948 for the above trades. Establishments in these trades reported a combined total of 2,025 paid employees for the workweek ended nearest November 15, 1948. This compared with a total of 1,610 employees reported for the week of November 15, 1939.

These preliminary figures have been derived from a Census report on Navarro County, Texas, which also includes data for the city of Corsicana. Final figures, superseding the preliminary data for Navarro County, will be included in a Bulletin for the State of Texas to be issued in several months. Similar data will be made available this year in preliminary and final form for each of the counties and States. A single copy of the preliminary release for Navarro County as well as an order blank for other area releases may be obtained by writing to the Bureau of the Census, Washington 25, D. C.

Table 1.—CENSUS OF BUSINESS PRELIMINARY RESULTS FOR 1948, BY TRADE GROUP

NAVARRO COUNTY, TEX..

Trade group and kind of business	Number of establishments	1948 sales and receipts (Thousand dollars)	Active proprietors of unincorporated businesses Nov. 1948	Paid employees, workweek ended nearest Nov. 15, 1948	
				Total employees <sup>1</sup>	Full workweek employees
RETAIL TRADE, total.....	490	27,407	495	1,468	1,201
Food group.....	178	7,759	185	208	142
Eating and drinking places.....	55	864	56	163	121
General merchandise group, general stores.....	24	3,901	18	333	257
Apparel group.....	17	1,174	17	68	54
Furniture-home furnishings-appliance group..	15	1,241	13	73	68
Automotive group.....	35	5,726	37	214	212
Gasoline service stations.....	70	1,616	71	123	114
Lumber-building-hardware group.....	33	3,115	32	159	131
Drug and proprietary stores.....	18	723	20	56	45
All other retail stores.....	45	1,288	46	71	57
WHOLESALE TRADE, total.....	43	19,291	37	257	x
Merchant wholesalers.....	23	13,601	21	190	x
Other types of wholesale.....	20	5,690	16	67	x
SELECTED SERVICE TRADES, <sup>2</sup> /total.....	159	1,630	173	300	279
Personal services.....	90	928	94	246	233
Business services.....	9	210	9	12	11
Automotive repairs and services.....	29	285	36	24	23
Other repair services.....	31	207	34	18	12

x Not available.

<sup>1</sup>/ Includes employees paid for less than the full workweek.

<sup>2</sup>/ See General Description on last page for changes from the 1939 Census of Business in the coverage of Service Trades.

Table 2.—CENSUS OF BUSINESS PRELIMINARY RESULTS FOR 1948 FOR CITIES OF 2,500 INHABITANTS OR MORE

NAVARRO COUNTY, TEX.

(Data omitted for trade groups where necessary to avoid disclosure)

City and trade group <sup>1</sup>	Number of establishments	1948 sales and receipts (Thousand dollars)	Active proprietors of unincorporated businesses Nov. 1948	Paid employees, workweek ended nearest Nov. 15, 1948	
				Total employees <sup>2</sup>	Full workweek employees
<b>Corsicana:</b>					
Retail trade.....	297	22,216	291	1,233	1,031
Wholesale trade.....	33	15,551	29	214	x
Selected service trades.....	107	1,395	114	268	253
<b>Remainder of county:</b>					
Retail trade.....	193	5,191	204	235	170
Wholesale trade.....	10	3,740	8	43	x
Selected service trades.....	52	235	59	32	26

x Not available.

1/ See General Description on this page for changes from the 1939 Census of Business in the coverage of Service Trades.

2/ Includes employees paid for less than the full workweek.

GENERAL DESCRIPTION OF PRELIMINARY RELEASES FOR THE 1948 CENSUS OF BUSINESS

This series of releases, of which one is planned for each county in the United States, presents preliminary results of the 1948 Census of Business. The information is based on reports submitted by business establishments for that Census. The figures shown are preliminary, and are subject to revision in the final Census publications, but the changes are expected to be relatively minor with respect to coverage. The final Census figures will be issued in a series of Business Census bulletins which will show additional detailed kind-of-business information for all places where there are a sufficient number of establishments.

The 1948 Census of Business was taken under the provision of the Act of June 19, 1948, which provides that the Business Census be taken for 1948 and for each fifth year thereafter. Previous Business Censuses were taken for the years 1929, 1933, 1935, and 1939.

**Scope of the Census.**—The 1948 Census of Business covered all establishments in the following trades, as defined by the Standard Industrial Classification Manual, May 1949 issue, of the Executive Office of the President: all retail trades; all wholesale trades; all service trades in the following four groups—personal services, business services, automobile repairs and services, and miscellaneous repair services; hotels; tourist courts and camps; and amusements, including motion picture theaters. Some important services not covered are radio broadcasting and television, medical and health, legal, educational, nonprofit, accounting, and domestic services.

This coverage is similar to that of the 1939 Business Census. However, "custom trades" and "services incidental to transportation," which are no longer included in the standard classification of the service trades, are not covered by the 1948 Census. In a number of localities, these exclusions as well as

other changes in the standard classification may have a considerable effect in comparing 1948 with 1939 data, particularly with respect to establishment count.

**Establishment definition.**—For Census purposes, a business establishment is defined to include only enterprises conducted from a recognizable place of business, provided that the annual sales were in excess of \$5,000 for a wholesale trade establishment and \$500 for establishments in other trades. A detailed analysis of coverage will be provided in future Census of Business publications.

"Number of establishments" is the number of separate business locations, rather than the number of business companies or organizations, since the Census figures represent information reported separately for each business location or establishment. The establishment count reflects the number of places in business at the end of 1948 excluding administrative and executive offices of multinational organizations, and "chain store" warehouses.

**Sales and receipts.**—"1948 sales and receipts" represents sales of merchandise and receipts from repairs and other services to customers. The figures reflect deductions for returned goods and allowances, but not for trade-in allowances; they exclude sales and excise taxes collected from customers and paid directly to any taxing agency.

**Proprietors.**—"Active proprietors..." represents owners and partners of unincorporated businesses who devoted the major portion of their time to the business in November 1948.

**Employment.**—"Number of paid employees..." represents all employees on the pay roll for the pay period ending nearest November 15, 1948. "Full workweek" employees, whether regular or seasonal, are those who in the November 15 pay period were paid for working at least the number of hours typically worked in a week by employees of the reporting establishment.

tion of the service trades, these exclusions as well as  
s. In a number of localities, these exclusions as well as

# 1948 CENSUS OF BUSINESS

RETAIL, WHOLESALE, SERVICE TRADES

U. S. DEPARTMENT OF COMMERCE  
BUREAU OF THE CENSUS

## PRELIMINARY

For Release May 1, 1950

Release Series BC-1P-42-176

### NEWTON COUNTY, TEX.

Retail establishments located in Newton County, Texas, showed a substantial expansion in dollar volume of trade from 1939 to 1948 according to preliminary figures from the 1948 Census of Business released today by the Bureau of the Census, U. S. Department of Commerce.

Retail sales in the county during 1948 aggregated \$3.3 million, an increase of 175 percent over the \$1.2 million in 1939, when the preceding Census of Business was taken. The service trades included in the Census of Business recorded receipts totaling \$44,000 in 1948, a decrease from the \$45,000 reported in 1939.

Employment in the county rose over the 9-year period between 1939 and 1948 for the above trades. Establishments in these trades reported a combined total of 133 paid employees for the workweek ended nearest November 15, 1948. This compared with a total of 117 employees reported for the week of November 15, 1939.

These preliminary figures have been derived from a Census report on Newton County, Texas. Final figures, superseding the preliminary data for Newton County, will be included in a Bulletin for the State of Texas to be issued in several months. Similar data will be made available this year in preliminary and final form for each of the counties and States. A single copy of the preliminary release for Newton County as well as an order blank for other area releases may be obtained by writing to the Bureau of the Census, Washington 25, D. C.

Table 1.—CENSUS OF BUSINESS PRELIMINARY RESULTS FOR 1948, BY TRADE GROUP  
NEWTON COUNTY, TEX.

Trade group and kind of business	Number of establishments	1948 sales and receipts (Thousand dollars)	Active proprietors of unincorporated businesses Nov. 1948	Paid employees, workweek ended nearest Nov. 15, 1948	
				Total employees <sup>1</sup>	Full workweek employees
RETAIL TRADE, total.....	115	3,299	113	127	108
Food group.....	60	1,399	61	31	28
Eating and drinking places.....	12	60	12	14	8
Gasoline service stations.....	17	376	17	18	16
All other retail stores.....	26	1,464	23	64	56
SELECTED SERVICE TRADES <sup>2/</sup> .....	11	44	10	6	5

<sup>1/</sup> Includes employees paid for less than the full workweek.

<sup>2/</sup> See General Description on last page for changes from the 1939 Census of Business in the coverage of Service Trades.

## GENERAL DESCRIPTION OF PRELIMINARY RELEASES FOR THE 1948 CENSUS OF BUSINESS

This series of releases, of which one is planned for each county in the United States, presents preliminary results of the 1948 Census of Business. The information is based on reports submitted by business establishments for that Census. The figures shown are preliminary, and are subject to revision in the final Census publications, but the changes are expected to be relatively minor with respect to coverage. The final Census figures will be issued in a series of Business Census bulletins which will show additional detailed kind-of-business information for all places where there are a sufficient number of establishments.

The 1948 Census of Business was taken under the provision of the Act of June 19, 1948, which provides that the Business Census be taken for 1948 and for each fifth year thereafter. Previous Business Censuses were taken for the years 1929, 1933, 1935, and 1939.

*Scope of the Census.*—The 1948 Census of Business covered all establishments in the following trades, as defined by the Standard Industrial Classification Manual, May 1949 issue, of the Executive Office of the President: all retail trades; all wholesale trades; all service trades in the following four groups—personal services, business services, automobile repairs and services, and miscellaneous repair services; hotels; tourist courts and camps; and amusements, including motion picture theaters. Some important services not covered are radio broadcasting and television, medical and health, legal, educational, nonprofit, accounting, and domestic services.

This coverage is similar to that of the 1939 Business Census. However, "custom trades" and "services incidental to transportation," which are no longer included in the standard classification of the service trades, are not covered by the 1948 Census. In a number of localities, these exclusions as well as other changes in the standard classification may have a considerable effect in comparing

1948 with 1939 data, particularly with respect to establishment count.

*Establishment definition.*—For Census purposes, a business establishment is defined to include only enterprises conducted from a recognizable place of business, provided that the annual sales were in excess of \$5,000 for a wholesale trade establishment and \$500 for establishments in other trades. A detailed analysis of coverage will be provided in future Census of Business publications.

"Number of establishments" is the number of separate business locations, rather than the number of business companies or organizations, since the Census figures represent information reported separately for each business location or establishment. The establishment count reflects the number of places in business at the end of 1948 excluding administrative and executive offices of multiunit organizations, and "chain store" warehouses.

*Sales and receipts.*—"1948 sales and receipts" represents sales of merchandise and receipts from repairs and other services to customers. The figures reflect deductions for returned goods and allowances, but not for trade-in allowances; they exclude sales and excise taxes collected from customers and paid directly to any taxing agency.

*Proprietors.*—"Active proprietors..." represents owners and partners of unincorporated businesses who devoted the major portion of their time to the business in November 1948.

*Employment.*—"Number of paid employees..." represents all employees on the pay roll for the pay period ending nearest November 15, 1948. "Full workweek" employees, whether regular or seasonal, are those who in the November 15 pay period were paid for working at least the number of hours typically worked in a week by employees of the reporting establishment.



# 1948 CENSUS OF BUSINESS

RETAIL, WHOLESALE, SERVICE TRADES

U. S. DEPARTMENT OF COMMERCE  
BUREAU OF THE CENSUS

## PRELIMINARY

For Release May 8, 1950

Release Series BC-1P-42-177

### NOLAN COUNTY, TEX.

Retail, wholesale, and service establishments located in Nolan County, Texas, showed a substantial expansion in dollar volume of trade from 1939 to 1948 according to preliminary figures from the 1948 Census of Business released today by the Bureau of the Census, U. S. Department of Commerce.

Retail sales in the county during 1948 aggregated \$19.6 million, an increase of 232 percent over the \$5.9 million in 1939, when the preceding Census of Business was taken. Wholesale sales in the county reached a total of \$29.1 million in 1948 as compared with \$9.5 million in 1939. The service trades included in the Census of Business recorded receipts totaling \$943,000 in 1948 compared with \$288,000 in 1939.

Employment in the county also rose over the 9-year period between 1939 and 1948 for the above trades. Establishments in these trades reported a combined total of 1,509 paid employees for the workweek ended nearest November 15, 1948. This compared with a total of 1,060 employees reported for the week of November 15, 1939.

These preliminary figures have been derived from a Census report on Nolan County, Texas, which also includes data for the city of Sweetwater. Final figures, superseding the preliminary data for Nolan County, will be included in a Bulletin for the State of Texas to be issued in several months. Similar data will be made available this year in preliminary and final form for each of the counties and States. A single copy of the preliminary release for Nolan County as well as an order blank for other area releases may be obtained by writing to the Bureau of the Census, Washington 25, D. C.

Table 1.—CENSUS OF BUSINESS PRELIMINARY RESULTS FOR 1948, BY TRADE GROUP  
NOLAN COUNTY, TEX.

Trade group and kind of business	Number of establishments	1948 sales and receipts (Thousand dollars)	Active proprietors of unincorporated businesses Nov. 1948	Paid employees, workweek ended nearest Nov. 15, 1948	
				Total employees <sup>1</sup>	Full workweek employees
RETAIL TRADE, total.....	293	19,642	299	1,070	887
Food group.....	57	4,079	58	178	137
Eating and drinking places.....	32	752	32	160	137
General merchandise grp, general stores.	20	3,362	12	245	177
Apparel group.....	20	622	22	32	23
Furniture-home furnishgs-appliance grp.	17	808	20	36	33
Automotive group.....	28	3,996	27	138	134
Gasoline service stations.....	47	1,445	49	72	68
Lumber-building-hardware group.....	29	2,524	30	93	86
Drug and proprietary stores.....	11	1,016	10	56	47
All other retail stores.....	32	1,038	39	60	45
WHOLESALE TRADE, total.....	38	29,073	31	309	x
Merchant wholesalers.....	21	7,931	17	167	x
Other types of wholesale.....	17	21,142	14	142	x
SELECTED SERVICE TRADES, 2/ total.....	108	943	117	130	103
Personal services.....	66	528	72	100	78
All other service trades.....	42	415	45	30	25
TOURIST COURTS AND CAMPS.....	7	68	8	8	6

x Not available.

1/ Includes employees paid for less than the full workweek.

2/ See General Description on last page for changes from the 1939 Census of Business in the coverage of Service Trades.

Table 2.—CENSUS OF BUSINESS PRELIMINARY RESULTS FOR 1948 FOR CITIES OF 2,500 INHABITANTS OR MORE

NOLAN COUNTY, TEX.

(Data omitted for trade groups where necessary to avoid disclosure)

City and trade group <sup>1</sup>	Number of establishments	1948 sales and receipts (Thousand dollars)	Active proprietors of unincorporated businesses Nov. 1948	Paid employees, workweek ended nearest Nov. 15, 1948	
				Total employees <sup>2</sup>	Full workweek employees
Sweetwater:					
Retail trade.....	217	17,379	228	988	822
Selected service trades...	84	856	92	117	95
Remainder of county:					
Retail trade.....	76	2,263	71	82	65
Selected service trades...	24	87	25	13	8

1/ See General Description on this page for changes from the 1939 Census of Business in the coverage of Service Trades.

2/ Includes employees paid for less than the full workweek.

GENERAL DESCRIPTION OF PRELIMINARY RELEASES FOR THE 1948 CENSUS OF BUSINESS

This series of releases, of which one is planned for each county in the United States, presents preliminary results of the 1948 Census of Business. The information is based on reports submitted by business establishments for that Census. The figures shown are preliminary, and are subject to revision in the final Census publications, but the changes are expected to be relatively minor with respect to coverage. The final Census figures will be issued in a series of Business Census bulletins which will show additional detailed kind-of-business information for all places where there are a sufficient number of establishments.

The 1948 Census of Business was taken under the provision of the Act of June 19, 1948, which provides that the Business Census be taken for 1948 and for each fifth year thereafter. Previous Business Censuses were taken for the years 1929, 1933, 1935, and 1939.

**Scope of the Census.**—The 1948 Census of Business covered all establishments in the following trades, as defined by the Standard Industrial Classification Manual, May 1949 issue, of the Executive Office of the President: all retail trades; all wholesale trades; all service trades in the following four groups—personal services, business services, automobile repairs and services, and miscellaneous repair services; hotels; tourist courts and camps; and amusements, including motion picture theaters. Some important services not covered are radio broadcasting and television, medical and health, legal, educational, nonprofit, accounting, and domestic services.

This coverage is similar to that of the 1939 Business Census. However, "custom trades" and "services incidental to transportation," which are no longer included in the standard classification of the service trades, are not covered by the 1948 Census. In a number of localities, these exclusions as well as

other changes in the standard classification may have a considerable effect in comparing 1948 with 1939 data, particularly with respect to establishment count.

**Establishment definition.**—For Census purposes, a business establishment is defined to include only enterprises conducted from a recognizable place of business, provided that the annual sales were in excess of \$5,000 for a wholesale trade establishment and \$500 for establishments in other trades. A detailed analysis of coverage will be provided in future Censuses of Business publications.

"Number of establishments" is the number of separate business locations, rather than the number of business companies or organizations, since the Census figures represent information reported separately for each business location or establishment. The establishment count reflects the number of places in business at the end of 1948 excluding administrative and executive offices of multiunit organizations, and "chain store" warehouses.

**Sales and receipts.**—"1948 sales and receipts" represents sales of merchandise and receipts from repairs and other services to customers. The figures reflect deductions for returned goods and allowances, but not for trade-in allowances; they exclude sales and excise taxes collected from customers and paid directly to any taxing agency.

**Proprietors.**—"Active proprietors..." represents owners and partners of unincorporated businesses who devoted the major portion of their time to the business in November 1948.

**Employment.**—"Number of paid employees..." represents all employees on the pay roll for the pay period ending nearest November 15, 1948. "Full workweek" employees, whether regular or seasonal, are those who in the November 15 pay period were paid for working at least the number of hours typically worked in a week by employees of the reporting establishment.

ration of the service trades, and these exclusions as well as  
sion of the service trades, are not covered by the 1948 Cen-  
sus. In a number of localities, these exclusions as well as

# 1948 CENSUS OF BUSINESS

RETAIL, WHOLESALE, SERVICE TRADES

U. S. DEPARTMENT OF COMMERCE  
BUREAU OF THE CENSUS

## PRELIMINARY

For Release May 29, 1950

Release Series BC-1P-42-178

### NUECES COUNTY, TEX.

Retail, wholesale, and service establishments located in Nueces County, Texas, showed a substantial expansion in dollar volume of trade from 1939 to 1948 according to preliminary figures from the 1948 Census of Business released today by the Bureau of the Census, U. S. Department of Commerce.

Retail sales in the county during 1948 aggregated \$140.3 million, an increase of 276 percent over the \$37.3 million in 1939, when the preceding Census of Business was taken. Wholesale sales in the county reached a total of \$139.2 million in 1948 as compared with \$50.0 million in 1939. The service trades included in the Census of Business recorded receipts totaling \$9.5 million in 1948 compared with \$2.5 million in 1939.

Employment in the county also rose over the 9-year period between 1939 and 1948 for the above trades. Establishments in these trades reported a combined total of 12,460 paid employees for the workweek ended nearest November 15, 1948. This compared with a total of 7,148 employees reported for the week of November 15, 1939.

These preliminary figures have been derived from a Census report on Nueces County, Texas, which also includes data for the cities of Corpus Christi and Robstown. Final figures, superseding the preliminary data for Nueces County, will be included in a Bulletin for the State of Texas to be issued in several months. Similar data will be made available this year in preliminary and final form for each of the counties and States. A single copy of the preliminary release for Nueces County as well as an order blank for other area releases may be obtained by writing to the Bureau of the Census, Washington 25, D. C.

91912

Table 1.—CENSUS OF BUSINESS PRELIMINARY RESULTS FOR 1948, BY TRADE GROUP  
NUECES COUNTY, TEX.

Trade group and kind of business	Number of establishments	1948 sales and receipts (Thousand dollars)	Active proprietors of unincorporated businesses Nov. 1948	Paid employees, workweek ended nearest Nov. 15, 1948	
				Total employees <sup>1</sup>	Full workweek employees
RETAIL TRADE, total.....	1,793	140,279	1,587	8,013	6,823
Food group.....	464	30,861	433	1,060	803
Eating and drinking places.....	445	10,370	412	1,688	1,484
General merchandise grp, general stores.	45	16,765	29	1,385	1,081
Apparel group.....	95	10,443	64	618	453
Furniture-home furnishgs-appliance grp.	76	8,995	61	542	525
Automotive group.....	101	28,635	83	860	823
Gasoline service stations.....	157	5,895	151	380	321
Lumber-building-hardware group.....	71	11,090	55	490	473
Drug and proprietary stores.....	67	4,885	53	426	366
All other retail stores.....	272	12,340	246	564	494
WHOLESALE TRADE, total.....	275	139,162	179	2,821	x
Merchant wholesalers, total.....	191	91,779	126	2,072	x
Groceries, foods.....	30	19,303	31	440	x
Hardware, elec'l, plum'g, and heat'g.	16	11,559	10	282	x
Mach'y, equip't, industrial supplies.	37	18,478	17	355	x
Lumber, construction materials.....	27	8,409	15	248	x
All other merchant wholesalers.....	81	34,030	53	747	x
Manufact'rs' sales branches, offices...	26	12,272	4	305	x
Petroleum bulk plants, terminals.....	28	18,130	24	146	x
Agents, brokers (merchandise).....	9	7,403	8	18	x
Assemblers of farm products.....	21	9,578	17	280	x
SELECTED SERVICE TRADES, <sup>2/</sup> total.....	586	9,470	601	1,626	1,536
Personal services.....	321	4,716	321	1,122	1,061
Business services.....	39	1,100	36	116	116
Automotive repairs and services.....	117	1,635	131	192	179
Other repair services.....	109	2,019	113	196	180
HOTELS.....		Data withheld to avoid disclosure.			
TOURIST COURTS AND CAMPS.....	157	1,067	141	114	90

x Not available.

<sup>1/</sup> Includes employees paid for less than the full workweek.

<sup>2/</sup> See General Description on last page for changes from the 1939 Census of Business in the coverage of Service Trades.

91912

Table 2.—CENSUS OF BUSINESS PRELIMINARY RESULTS FOR 1948 FOR CITIES OF 2,500 INHABITANTS OR MORE

## NUECES COUNTY, TEX.

(Data omitted for trade groups where necessary to avoid disclosure)

City and trade group <sup>1</sup>	Number of establishments	1948 sales and receipts (Thousand dollars)	Active proprietors of unincorporated businesses Nov. 1948	Paid employees, workweek ended nearest Nov. 15, 1948	
				Total employees <sup>2</sup>	Full workweek employees
<b>Corpus Christi:</b>					
Retail trade.....	1,348	122,887	1,158	7,133	6,063
Wholesale trade.....	224	124,379	136	2,441	x
Selected service trades...	491	8,748	495	1,524	1,441
Hotels.....	20	2,947	14	806	793
Tourist courts and camps..	134	879	119	90	78
<b>Robstown:</b>					
Retail trade.....	146	8,533	145	414	360
Wholesale trade.....	27	6,579	24	276	x
Selected service trades...	42	359	48	66	63
Tourist courts and camps..					
					Included with "Remainder of county."
<b>Remainder of county: <sup>3/</sup></b>					
Retail trade.....	299	8,859	284	466	400
Wholesale trade.....	24	8,204	19	104	x
Selected service trades...	53	361	58	36	32
Tourist courts and camps..	23	188	22	24	12

x Not available.

<sup>1/</sup> See General Description on this page for changes from the 1939 Census of Business in the coverage of Service Trades.<sup>2/</sup> Includes employees paid for less than the full workweek.<sup>3/</sup> Except as indicated above, includes figures for establishments, other than wholesale, not located in cities of 2,500 inhabitants or more, and wholesale establishments not located in cities of 5,000 inhabitants or more.

## GENERAL DESCRIPTION OF PRELIMINARY RELEASES FOR THE 1948 CENSUS OF BUSINESS

This series of releases, of which one is planned for each county in the United States, presents preliminary results of the 1948 Census of Business. The information is based on reports submitted by business establishments for that Census. The figures shown are preliminary, and are subject to revision in the final Census publications, but the changes are expected to be relatively minor with respect to coverage. The final Census figures will be issued in a series of Business Census bulletins which will show additional detailed kind-of-business information for all places where there are a sufficient number of establishments.

The 1948 Census of Business was taken under the provision of the Act of June 19, 1948, which provides that the Business Census be taken for 1948 and for each fifth year thereafter. Previous Business Censuses were taken for the years 1929, 1933, 1935, and 1939.

**Scope of the Census.**—The 1948 Census of Business covered all establishments in the following trades, as defined by the Standard Industrial Classification Manual, May 1949 issue, of the Executive Office of the President: all retail trades; all wholesale trades; all service trades in the following four groups—personal services, business services, automobile repairs and services, and miscellaneous repair services; hotels; tourist courts and camps; and amusements, including motion picture theaters. Some important services not covered are radio broadcasting and television, medical and health, legal, educational, nonprofit, accounting, and domestic services.

This coverage is similar to that of the 1939 Business Census. However, "custom trades" and "services incidental to transportation," which are no longer included in the standard classification of the service trades, are not covered by the 1948 Census. In a number of localities, these exclusions as well as

other changes in the standard classification may have a considerable effect in comparing 1948 with 1939 data, particularly with respect to establishment count.

**Establishment definition.**—For Census purposes, a business establishment is defined to include only enterprises conducted from a recognizable place of business, provided that the annual sales were in excess of \$5,000 for a wholesale trade establishment and \$500 for establishments in other trades. A detailed analysis of coverage will be provided in future Census of Business publications.

"Number of establishments" is the number of separate business locations, rather than the number of business companies or organizations, since the Census figures represent information reported separately for each business location or establishment. The establishment count reflects the number of places in business at the end of 1948 excluding administrative and executive offices of multiunit organizations, and "chain store" warehouses.

**Sales and receipts.**—"1948 sales and receipts" represents sales of merchandise and receipts from repairs and other services to customers. The figures reflect deductions for returned goods and allowances, but not for trade-in allowances; they exclude sales and excise taxes collected from customers and paid directly to any taxing agency.

**Proprietors.**—"Active proprietors..." represents owners and partners of unincorporated businesses who devoted the major portion of their time to the business in November 1948.

**Employment.**—"Number of paid employees..." represents all employees on the pay roll for the pay period ending nearest November 15, 1948. "Full workweek" employees, whether regular or seasonal, are those who in the November 15 pay period were paid for working at least the number of hours typically worked in a week by employees of the reporting establishment.

T

=

11

R

I

t  
v  
f  
t  
t  
t

H  
t  
c  
s

tion, service trades, and  
cation of the localities, these exclusions as well

# 1948 CENSUS OF BUSINESS

RETAIL, WHOLESALE, SERVICE TRADES

U. S. DEPARTMENT OF COMMERCE  
BUREAU OF THE CENSUS

## PRELIMINARY

For Release May 15, 1950

Release Series BC-1P-42-179

### OCHILTREE COUNTY, TEX.

Retail, wholesale, and service establishments located in Ochiltree County, Texas, showed a substantial expansion in dollar volume of trade from 1939 to 1948 according to preliminary figures from the 1948 Census of Business released today by the Bureau of the Census, U. S. Department of Commerce.

Retail sales in the county during 1948 aggregated \$9.2 million, an increase of 360 percent over the \$2.0 million in 1939, when the preceding Census of Business was taken. Wholesale sales in the county reached a total of \$21.5 million in 1948 as compared with \$1.8 million in 1939. The service trades included in the Census of Business recorded receipts totaling \$417,000 in 1948 compared with \$93,000 in 1939.

Employment in the county also rose over the 9-year period between 1939 and 1948 for the above trades. Establishments in these trades reported a combined total of 483 paid employees for the workweek ended nearest November 15, 1948. This compared with a total of 261 employees reported for the week of November 15, 1939.

These preliminary figures have been derived from a Census report on Ochiltree County, Texas. Final figures, superseding the preliminary data for Ochiltree County, will be included in a Bulletin for the State of Texas to be issued in several months. Similar data will be made available this year in preliminary and final form for each of the counties and States. A single copy of the preliminary release for Ochiltree County as well as an order blank for other area releases may be obtained by writing to the Bureau of the Census, Washington 25, D. C.

Table 1.—CENSUS OF BUSINESS PRELIMINARY RESULTS FOR 1948, BY TRADE GROUP  
OCHILTREE COUNTY, TEX.

Trade group and kind of business	Number of establishments	1948 sales and receipts (Thousand dollars)	Active proprietors of unincorporated businesses Nov. 1948	Paid employees, workweek ended nearest Nov. 15, 1948	
				Total employees <sup>1</sup>	Full workweek employees
RETAIL TRADE, total.....	94	9,196	104	337	294
Food group.....	18	2,099	21	61	43
Eating and drinking places.....	9	315	10	41	37
Gasoline service stations.....	14	1,073	16	32	29
All other retail stores.....	53	5,709	57	203	185
WHOLESALE TRADE, total.....	26	21,501	22	90	x
Merchant wholesalers.....	7	1,180	11	19	x
Other types of wholesale.....	19	20,321	11	71	x
SELECTED SERVICE TRADES, <sup>2/</sup> total.....	32	417	34	56	56
Personal services.....	17	265	19	42	42
All other service trades.....	15	152	15	14	14

x Not available.

<sup>1/</sup> Includes employees paid for less than the full workweek.

<sup>2/</sup> See General Description on last page for changes from the 1939 Census of Business in the coverage of Service Trades.

## GENERAL DESCRIPTION OF PRELIMINARY RELEASES FOR THE 1948 CENSUS OF BUSINESS

This series of releases, of which one is planned for each county in the United States, presents preliminary results of the 1948 Census of Business. The information is based on reports submitted by business establishments for that Census. The figures shown are preliminary, and are subject to revision in the final Census publications, but the changes are expected to be relatively minor with respect to coverage. The final Census figures will be issued in a series of Business Census bulletins which will show additional detailed kind-of-business information for all places where there are a sufficient number of establishments.

The 1948 Census of Business was taken under the provision of the Act of June 19, 1948, which provides that the Business Census be taken for 1948 and for each fifth year thereafter. Previous Business Censuses were taken for the years 1929, 1933, 1935, and 1939.

*Scope of the Census.*—The 1948 Census of Business covered all establishments in the following trades, as defined by the Standard Industrial Classification Manual, May 1949 issue, of the Executive Office of the President: all retail trades; all wholesale trades; all service trades in the following four groups—personal services, business services, automobile repairs and services, and miscellaneous repair services; hotels; tourist courts and camps; and amusements, including motion picture theaters. Some important services not covered are radio broadcasting and television, medical and health, legal, educational, nonprofit, accounting, and domestic services.

This coverage is similar to that of the 1939 Business Census. However, "custom trades" and "services incidental to transportation," which are no longer included in the standard classification of the service trades, are not covered by the 1948 Census. In a number of localities, these exclusions as well as other changes in the standard classification may have a considerable effect in comparing

1948 with 1939 data, particularly with respect to establishment count.

*Establishment definition.*—For Census purposes, a business establishment is defined to include only enterprises conducted from a recognizable place of business, provided that the annual sales were in excess of \$5,000 for a wholesale trade establishment and \$500 for establishments in other trades. A detailed analysis of coverage will be provided in future Census of Business publications.

"Number of establishments" is the number of separate business locations, rather than the number of business companies or organizations, since the Census figures represent information reported separately for each business location or establishment. The establishment count reflects the number of places in business at the end of 1948 excluding administrative and executive offices of multiunit organizations, and "chain store" warehouses.

*Sales and receipts.*—"1948 sales and receipts" represents sales of merchandise and receipts from repairs and other services to customers. The figures reflect deductions for returned goods and allowances, but not for trade-in allowances; they exclude sales and excise taxes collected from customers and paid directly to any taxing agency.

*Proprietors.*—"Active proprietors..." represents owners and partners of unincorporated businesses who devoted the major portion of their time to the business in November 1948.

*Employment.*—"Number of paid employees..." represents all employees on the pay roll for the pay period ending nearest November 15, 1948. "Full workweek" employees, whether regular or seasonal, are those who in the November 15 pay period were paid for working at least the number of hours typically worked in a week by employees of the reporting establishment.



# 1948 CENSUS OF BUSINESS

RETAIL, WHOLESALE, SERVICE TRADES

U. S. DEPARTMENT OF COMMERCE  
BUREAU OF THE CENSUS

## PRELIMINARY

For Release May 1, 1950

Release Series BC-1P- 42-180

### OLDHAM COUNTY, TEX.

Retail, wholesale, and service establishments located in Oldham County, Texas, showed a substantial expansion in dollar volume of trade from 1939 to 1948 according to preliminary figures from the 1948 Census of Business released today from the Bureau of the Census, U. S. Department of Commerce.

Retail sales in the county during 1948 aggregated \$1.3 million, an increase of 225 percent over the \$0.4 million in 1939, when the preceding Census of Business was taken. Wholesale sales in the county reached a total of \$2.2 million in 1948 as compared with \$0.4 million in 1939. The service trades included in the Census of Business recorded receipts totaling \$60,000 in 1948 compared with \$9,000 in 1939.

Employment in the county also rose over the 9-year period between 1939 and 1948 for the above trades. Establishments in these trades reported a combined total of 90 paid employees for the workweek ended nearest November 15, 1948. This compared with a total of 54 employees reported for the week of November 15, 1939.

These preliminary figures have been derived from a Census report on Oldham County, Texas. Final figures, superseding the preliminary data for Oldham County, will be included in a Bulletin for the State of Texas to be issued in several months. Similar data will be made available this year in preliminary and final form for each of the counties and States. A single copy of the preliminary release for Oldham County as well as an order blank for other area releases may be obtained by writing to the Bureau of the Census, Washington 25, D. C.

Table 1.—CENSUS OF BUSINESS PRELIMINARY RESULTS FOR 1948, BY TRADE GROUP

### OLDHAM COUNTY, TEX.

Trade group and kind of business	Number of establishments	1948 sales and receipts (Thousand dollars)	Active proprietors of unincorporated businesses Nov. 1948	Paid employees, workweek ended nearest Nov. 15, 1948	
				Total employees <sup>1</sup>	Full workweek employees
RETAIL TRADE, total.....	33	1,270	32	61	46
Eating and drinking places.....	7	86	6	17	13
Gasoline service stations.....	13	390	13	13	7
All other retail stores.....	13	794	13	31	26
WHOLESALE TRADE.....	14	2,208	8	21	x
SELECTED SERVICE TRADES <sup>2</sup> /.....	10	60	10	8	7

x Not available.

<sup>1</sup>/ Includes employees paid for less than the full workweek.

<sup>2</sup>/ See General Description on last page for changes from the 1939 Census of Business in the coverage of Service Trades.

## GENERAL DESCRIPTION OF PRELIMINARY RELEASES FOR THE 1948 CENSUS OF BUSINESS

This series of releases, of which one is planned for each county in the United States, presents preliminary results of the 1948 Census of Business. The information is based on reports submitted by business establishments for that Census. The figures shown are preliminary, and are subject to revision in the final Census publications, but the changes are expected to be relatively minor with respect to coverage. The final Census figures will be issued in a series of Business Census bulletins which will show additional detailed kind-of-business information for all places where there are a sufficient number of establishments.

The 1948 Census of Business was taken under the provision of the Act of June 19, 1948, which provides that the Business Census be taken for 1948 and for each fifth year thereafter. Previous Business Censuses were taken for the years 1929, 1933, 1935, and 1939.

*Scope of the Census.*—The 1948 Census of Business covered all establishments in the following trades, as defined by the Standard Industrial Classification Manual, May 1949 issue, of the Executive Office of the President: all retail trades; all wholesale trades; all service trades in the following four groups—personal services, business services, automobile repairs and services, and miscellaneous repair services; hotels; tourist courts and camps; and amusements, including motion picture theaters. Some important services not covered are radio broadcasting and television, medical and health, legal, educational, nonprofit, accounting, and domestic services.

This coverage is similar to that of the 1939 Business Census. However, "custom trades" and "services incidental to transportation," which are no longer included in the standard classification of the service trades, are not covered by the 1948 Census. In a number of localities, these exclusions as well as other changes in the standard classification may have a considerable effect in comparing

1948 with 1939 data, particularly with respect to establishment count.

*Establishment definition.*—For Census purposes, a business establishment is defined to include only enterprises conducted from a recognizable place of business, provided that the annual sales were in excess of \$5,000 for a wholesale trade establishment and \$500 for establishments in other trades. A detailed analysis of coverage will be provided in future Census of Business publications.

"Number of establishments" is the number of separate business locations, rather than the number of business companies or organizations, since the Census figures represent information reported separately for each business location or establishment. The establishment count reflects the number of places in business at the end of 1948 excluding administrative and executive offices of multiunit organizations, and "chain store" warehouses.

*Sales and receipts.*—"1948 sales and receipts" represents sales of merchandise and receipts from repairs and other services to customers. The figures reflect deductions for returned goods and allowances, but not for trade-in allowances; they exclude sales and excise taxes collected from customers and paid directly to any taxing agency.

*Proprietors.*—"Active proprietors..." represents owners and partners of unincorporated businesses who devoted the major portion of their time to the business in November 1948.

*Employment.*—"Number of paid employees..." represents all employees on the pay roll for the pay period ending nearest November 15, 1948. "Full workweek" employees, whether regular or seasonal, are those who in the November 15 pay period were paid for working at least the number of hours typically worked in a week by employees of the reporting establishment.

# 1948 CENSUS OF BUSINESS

RETAIL, WHOLESALE, SERVICE TRADES

U. S. DEPARTMENT OF COMMERCE  
BUREAU OF THE CENSUS

## PRELIMINARY

For Release May 22, 1950

Release Series BC-1P-42-181

### ORANGE COUNTY, TEX.

Retail, wholesale, and service establishments located in Orange County, Texas, showed a substantial expansion in dollar volume of trade from 1939 to 1948 according to preliminary figures from the 1948 Census of Business released today by the Bureau of the Census, U. S. Department of Commerce.

Retail sales in the county during 1948 aggregated \$26.7 million, an increase of 663 percent over the \$3.5 million in 1939, when the preceding Census of Business was taken. Wholesale sales in the county reached a total of \$8.2 million in 1948 as compared with \$6.2 million in 1939. The service trades included in the Census of Business recorded receipts totaling \$1.3 million in 1948 compared with \$0.2 million in 1939.

Employment in the county also rose over the 9-year period between 1939 and 1948 for the above trades. Establishments in these trades reported a combined total of 1,786 paid employees for the workweek ended nearest November 15, 1948. This compared with a total of 609 employees reported for the week of November 15, 1939.

These preliminary figures have been derived from a Census report on Orange County, Texas, which also includes data for the city of Orange. Final figures, superseding the preliminary data for Orange County, will be included in a Bulletin for the State of Texas to be issued in several months. Similar data will be made available this year in preliminary and final form for each of the counties and States. A single copy of the preliminary release for Orange County as well as an order blank for other area releases may be obtained by writing to the Bureau of the Census, Washington 25, D. C.

Table 1.—CENSUS OF BUSINESS PRELIMINARY RESULTS FOR 1948, BY TRADE GROUP

### ORANGE COUNTY, TEX.

Trade group and kind of business	Number of establishments	1948 sales and receipts (Thousand dollars)	Active proprietors of unincorporated businesses Nov. 1948	Paid employees, workweek ended nearest Nov. 15, 1948	
				Total employees <sup>1</sup>	Full workweek employees
RETAIL TRADE, total.....	452	26,712	419	1,301	1,145
Food group.....	132	8,849	124	275	241
Eating and drinking places.....	87	1,815	76	298	267
General merchandise grp., general stores.....	11	1,909	5	129	94
Apparel group.....	20	1,173	19	61	49
Furniture-home furnishings-appliance grp.....	31	2,183	24	106	100
Automotive group.....	26	4,222	24	115	112
Gasoline service stations.....	60	2,013	65	113	102
Lumber-building-hardware group.....	15	1,866	13	72	66
Drug and proprietary stores.....	11	853	13	54	51
All other retail stores.....	59	1,829	56	78	63
WHOLESALE TRADE, total.....	22	8,168	15	264	x
Merchant wholesalers.....	14	6,212	10	229	x
Other types of wholesale.....	8	1,956	5	35	x
SELECTED SERVICE TRADES, <sup>2/</sup> total.....	116	1,257	117	221	201
Personal services.....	70	687	66	167	155
All other service trades.....	46	570	51	54	46

x Not available.

<sup>1/</sup> Includes employees paid for less than the full workweek.

<sup>2/</sup> See General Description on last page for changes from the 1939 Census of Business in the coverage of Service Trades.

Table 2.—CENSUS OF BUSINESS PRELIMINARY RESULTS FOR 1948 FOR CITIES OF 2,500 INHABITANTS OR MORE  
ORANGE COUNTY, TEX.

(Data omitted for trade groups where necessary to avoid disclosure)

City and trade group <sup>1</sup>	Number of establishments	1948 sales and receipts (Thousand dollars)	Active proprietors of unincorporated businesses Nov. 1948	Paid employees, workweek ended nearest Nov. 15, 1948	
				Total employees <sup>2</sup>	Full workweek employees
Orange:					
Retail trade.....	281	21,858	263	1,078	973
Selected service trades....	85	1,089	84	200	185
Remainder of county:					
Retail trade.....	171	4,854	156	223	172
Selected service trades....	31	168	33	21	16

1/ See General Description on this page for changes from the 1939 Census of Business in the coverage of Service Trades.

2/ Includes employees paid for less than the full workweek.

### GENERAL DESCRIPTION OF PRELIMINARY RELEASES FOR THE 1948 CENSUS OF BUSINESS

This series of releases, of which one is planned for each county in the United States, presents preliminary results of the 1948 Census of Business. The information is based on reports submitted by business establishments for that Census. The figures shown are preliminary, and are subject to revision in the final Census publications, but the changes are expected to be relatively minor with respect to coverage. The final Census figures will be issued in a series of Business Census bulletins which will show additional detailed kind-of-business information for all places where there are a sufficient number of establishments.

The 1948 Census of Business was taken under the provision of the Act of June 19, 1948, which provides that the Business Census be taken for 1948 and for each fifth year thereafter. Previous Business Censuses were taken for the years 1929, 1933, 1935, and 1939.

**Scope of the Census.**—The 1948 Census of Business covered all establishments in the following trades, as defined by the Standard Industrial Classification Manual, May 1949 issue, of the Executive Office of the President: all retail trades; all wholesale trades; all service trades in the following four groups—personal services, business services, automobile repairs and services, and miscellaneous repair services; hotels; tourist courts and camps; and amusements, including motion picture theaters. Some important services not covered are radio broadcasting and television, medical and health, legal, educational, nonprofit, accounting, and domestic services.

This coverage is similar to that of the 1939 Business Census. However, "custom trades" and "services incidental to transportation," which are no longer included in the standard classification of the service trades, are not covered by the 1948 Census. In a number of localities, these exclusions as well as

other changes in the standard classification may have a considerable effect in comparing 1948 with 1939 data, particularly with respect to establishment count.

**Establishment definition.**—For Census purposes, a business establishment is defined to include only enterprises conducted from a recognizable place of business, provided that the annual sales were in excess of \$5,000 for a wholesale trade establishment and \$500 for establishments in other trades. A detailed analysis of coverage will be provided in future Census of Business publications.

"Number of establishments" is the number of separate business locations, rather than the number of business companies or organizations, since the Census figures represent information reported separately for each business location or establishment. The establishment count reflects the number of places in business at the end of 1948 excluding administrative and executive offices of multiunit organizations, and "chain store" warehouses.

**Sales and receipts.**—"1948 sales and receipts" represents sales of merchandise and receipts from repairs and other services to customers. The figures reflect deductions for returned goods and allowances, but not for trade-in allowances; they exclude sales and excise taxes collected from customers and paid directly to any taxing agency.

**Proprietors.**—"Active proprietors..." represents owners and partners of unincorporated businesses who devoted the major portion of their time to the business in November 1948.

**Employment.**—"Number of paid employees..." represents all employees on the pay roll for the pay period ending nearest November 15, 1948. "Full workweek" employees, whether regular or seasonal, are those who in the November 15 pay period were paid for working at least the number of hours typically worked in a week by employees of the reporting establishment.

# 1948 CENSUS OF BUSINESS

RETAIL, WHOLESALE, SERVICE TRADES

U. S. DEPARTMENT OF COMMERCE  
BUREAU OF THE CENSUS

## PRELIMINARY

For Release May 1, 1950

Release Series BC-1P-42-182

### PALO PINTO COUNTY, TEX.

Retail, wholesale, and service establishments located in Palo Pinto County, Texas, showed a substantial expansion in dollar volume of trade from 1939 to 1948 according to preliminary figures from the 1948 Census of Business released today by the Bureau of the Census, U. S. Department of Commerce.

Retail sales in the county during 1948 aggregated \$13.0 million, an increase of 210 percent over the \$4.2 million in 1939, when the preceding Census of Business was taken. Wholesale sales in the county reached a total of \$3.7 million in 1948 as compared with \$0.9 million in 1939. The service trades included in the Census of Business recorded receipts totaling \$660,000 in 1948 compared with \$238,000 in 1939.

Employment in the county also rose over the 9-year period between 1939 and 1948 for the above trades. Establishments in these trades reported a combined total of 841 paid employees for the workweek ended nearest November 15, 1948. This compared with a total of 621 employees reported for the week of November 15, 1939.

These preliminary figures have been derived from a Census report on Palo Pinto County, Texas, which also includes data for the city of Mineral Wells. Final figures, superseding the preliminary data for Palo Pinto County, will be included in a Bulletin for the State of Texas to be issued in several months. Similar data will be made available this year in preliminary and final form for each of the counties and States. A single copy of the preliminary release for Palo Pinto County as well as an order blank for other area releases may be obtained by writing to the Bureau of the Census, Washington 25, D. C.

Table 1.—CENSUS OF BUSINESS PRELIMINARY RESULTS FOR 1948, BY TRADE GROUP  
PALO PINTO COUNTY, TEX.

Trade group and kind of business	Number of establishments	1948 sales and receipts (Thousand dollars)	Active proprietors of unincorporated businesses Nov. 1948	Paid employees, workweek ended nearest Nov. 15, 1948	
				Total employees <sup>1</sup>	Full workweek employees
RETAIL TRADE, total.....	333	13,031	334	628	534
Food group.....	70	3,156	73	77	66
Eating and drinking places.....	73	1,053	78	107	91
General merchandise grp, general stores.....	17	1,150	17	75	55
Apparel group.....	12	425	11	33	32
Furniture-home furnishgs-appliance grp.....	9	275	7	11	9
Automotive group.....	26	3,218	27	121	117
Gasoline service stations.....	59	940	58	53	41
Lumber-building-hardware group.....	20	1,507	15	63	59
Drug and proprietary stores.....	13	516	13	52	38
All other retail stores.....	34	791	35	36	26
WHOLESALE TRADE, total.....	25	3,674	17	113	x
Merchant wholesalers.....	17	2,502	9	95	x
Other types of wholesale.....	8	1,172	8	18	x
SELECTED SERVICE TRADES, <sup>2</sup> / total.....	89	660	96	100	88
Personal services.....	61	383	63	80	70
All other service trades.....	28	277	33	20	18
TOURIST COURTS AND CAMPS.....	16	95	14	15	14

x Not available.

<sup>1</sup>/ Includes employees paid for less than the full workweek.

<sup>2</sup>/ See General Description on last page for changes from the 1939 Census of Business in the coverage of Service Trades.

Table 2.—CENSUS OF BUSINESS PRELIMINARY RESULTS FOR 1948 FOR CITIES OF 2,500 INHABITANTS OR MORE

## PALO PINTO COUNTY, TEX.

(Data omitted for trade groups where necessary to avoid disclosure)

City and trade group <sup>1</sup>	Number of establishments	1948 sales and receipts (Thousand dollars)	Active proprietors of unincorporated businesses Nov. 1948	Paid employees, workweek ended nearest Nov. 15, 1948	
				Total employees <sup>2</sup>	Full workweek employees
<b>Mineral Wells:</b>					
Retail trade.....	179	9,844	179	502	436
Wholesale trade.....	17	2,025	12	58	x
Selected service trades....	61	529	69	86	76
<b>Remainder of county:</b>					
Retail trade.....	154	3,187	155	126	98
Wholesale trade.....	8	1,649	5	55	x
Selected service trades....	28	131	27	14	12

x Not available.

1/ See General Description on this page for changes from the 1939 Census of Business in the coverage of Service Trades.

2/ Includes employees paid for less than the full workweek.

## GENERAL DESCRIPTION OF PRELIMINARY RELEASES FOR THE 1948 CENSUS OF BUSINESS

This series of releases, of which one is planned for each county in the United States, presents preliminary results of the 1948 Census of Business. The information is based on reports submitted by business establishments for that Census. The figures shown are preliminary, and are subject to revision in the final Census publications, but the changes are expected to be relatively minor with respect to coverage. The final Census figures will be issued in a series of Business Census bulletins which will show additional detailed kind-of-business information for all places where there are a sufficient number of establishments.

The 1948 Census of Business was taken under the provision of the Act of June 19, 1948, which provides that the Business Census be taken for 1948 and for each fifth year thereafter. Previous Business Censuses were taken for the years 1929, 1933, 1935, and 1939.

*Scope of the Census.*—The 1948 Census of Business covered all establishments in the following trades, as defined by the Standard Industrial Classification Manual, May 1949 issue, of the Executive Office of the President: all retail trades; all wholesale trades; all service trades in the following four groups—personal services, business services, automobile repairs and services, and miscellaneous repair services; hotels; tourist courts and camps; and amusements, including motion picture theaters. Some important services not covered are radio broadcasting and television, medical and health, legal, educational, nonprofit, accounting, and domestic services.

This coverage is similar to that of the 1939 Business Census. However, "custom trade" and "services incidental to transportation," which are no longer included in the standard classification of the service trades, are not covered by the 1948 Census. In a number of localities, these exclusions as well as other changes in the standard classification may have

a considerable effect in comparing 1948 with 1939 data, particularly with respect to establishment count.

*Establishment definition.*—For Census purposes, a business establishment is defined to include only enterprises conducted from a recognizable place of business, provided that the annual sales were in excess of \$5,000 for a wholesale trade establishment and \$500 for establishments in other trades. A detailed analysis of coverage will be provided in future Census of Business publications.

"Number of establishments" is the number of separate business locations, rather than the number of business companies or organizations, since the Census figures represent information reported separately for each business location or establishment. The establishment count reflects the number of places in business at the end of 1948 excluding administrative and executive offices of multiunit organizations, and "chain store" warehouses.

*Sales and receipts.*—"1948 sales and receipts" represents sales of merchandise and receipts from repairs and other services to customers. The figures reflect deductions for returned goods and allowances, but not for trade-in allowances; they exclude sales and excise taxes collected from customers and paid directly to any taxing agency.

*Proprietors.*—"Active proprietors..." represents owners and partners of unincorporated businesses who devoted the major portion of their time to the business in November 1948.

*Employment.*—"Number of paid employees..." represents all employees on the pay roll for the pay period ending nearest November 15, 1948. "Full workweek" employees, whether regular or seasonal, are those who in the November 15 pay period were paid for working at least the number of hours typically worked in a week by employees of the reporting establishment.

# 1948 CENSUS OF BUSINESS

RETAIL, WHOLESALE, SERVICE TRADES

U. S. DEPARTMENT OF COMMERCE  
BUREAU OF THE CENSUS

## PRELIMINARY

For Release May 1, 1950

Release Series BC-1P-42-183

### PANOLA COUNTY, TEX.

Retail, wholesale, and service establishments located in Panola County, Texas, showed a substantial expansion in dollar volume of trade from 1939 to 1948 according to preliminary figures from the 1948 Census of Business released today by the Bureau of the Census, U. S. Department of Commerce.

Retail sales in the county during 1948 aggregated \$9.8 million, an increase of 367 percent over the \$2.1 million in 1939, when the preceding Census of Business was taken. Wholesale sales in the county reached a total of \$3.4 million in 1948 as compared with \$0.6 million in 1939. The service trades included in the Census of Business recorded receipts totaling \$384,000 in 1948 compared with \$74,000 in 1939.

Employment in the county also rose over the 9-year period between 1939 and 1948 for the above trades. Establishments in these trades reported a combined total of 583 paid employees for the workweek ended nearest November 15, 1948. This compared with a total of 281 employees reported for the week of November 15, 1939.

These preliminary figures have been derived from a Census report on Panola County, Texas. Final figures, superseding the preliminary data for Panola County, will be included in a Bulletin for the State of Texas to be issued in several months. Similar data will be made available this year in preliminary and final form for each of the counties and States. A single copy of the preliminary release for Panola County as well as an order blank for other area releases may be obtained by writing to the Bureau of the Census, Washington 25, D. C.

Table 1.—CENSUS OF BUSINESS PRELIMINARY RESULTS FOR 1948, BY TRADE GROUP  
PANOLA COUNTY, TEX.

Trade group and kind of business	Number of establishments	1948 sales and receipts (Thousand dollars)	Active proprietors of unincorporated businesses Nov. 1948	Paid employees, workweek ended nearest Nov. 15, 1948	
				Total employees <sup>1</sup>	Full workweek employees
RETAIL TRADE, total.....	206	9,800	202	451	380
Food group.....	54	2,031	55	47	37
Eating and drinking places.....	16	314	13	75	68
General merchandise grp, general stores.....	38	1,793	35	90	55
Apparel group.....	7	185	8	11	8
Furniture-home furnishgs-appliance grp.....	8	256	9	10	8
Automotive group.....	10	1,443	9	55	54
Gasoline service stations.....	42	1,236	41	56	49
Drug and proprietary stores.....	5	315	7	19	16
All other retail stores.....	26	2,227	25	88	85
WHOLESALE TRADE.....	14	3,365	9	40	x
SELECTED SERVICE TRADES, <sup>2</sup> /total.....	39	384	41	92	81
Personal services.....	23	246	25	70	64
All other service trades.....	16	138	16	22	17

x Not available.

<sup>1</sup>/ Includes employees paid for less than the full workweek.

<sup>2</sup>/ See General Description on last page for changes from the 1939 Census of Business in the coverage of Service Trades.

## GENERAL DESCRIPTION OF PRELIMINARY RELEASES FOR THE 1948 CENSUS OF BUSINESS

This series of releases, of which one is planned for each county in the United States, presents preliminary results of the 1948 Census of Business. The information is based on reports submitted by business establishments for that Census. The figures shown are preliminary, and are subject to revision in the final Census publications, but the changes are expected to be relatively minor with respect to coverage. The final Census figures will be issued in a series of Business Census bulletins which will show additional detailed kind-of-business information for all places where there are a sufficient number of establishments.

The 1948 Census of Business was taken under the provision of the Act of June 19, 1948, which provides that the Business Census be taken for 1948 and for each fifth year thereafter. Previous Business Censuses were taken for the years 1929, 1933, 1935, and 1939.

*Scope of the Census.*—The 1948 Census of Business covered all establishments in the following trades, as defined by the Standard Industrial Classification Manual, May 1949 issue, of the Executive Office of the President: all retail trades; all wholesale trades; all service trades in the following four groups—personal services, business services, automobile repairs and services, and miscellaneous repair services; hotels; tourist courts and camps; and amusements, including motion picture theaters. Some important services not covered are radio broadcasting and television, medical and health, legal, educational, nonprofit, accounting, and domestic services.

This coverage is similar to that of the 1939 Business Census. However, "custom trades" and "services incidental to transportation," which are no longer included in the standard classification of the service trades, are not covered by the 1948 Census. In a number of localities, these exclusions as well as other changes in the standard classification may have a considerable effect in comparing

1948 with 1939 data, particularly with respect to establishment count.

*Establishment definition.*—For Census purposes, a business establishment is defined to include only enterprises conducted from a recognizable place of business, provided that the annual sales were in excess of \$5,000 for a wholesale trade establishment and \$500 for establishments in other trades. A detailed analysis of coverage will be provided in future Census of Business publications.

"Number of establishments" is the number of separate business locations, rather than the number of business companies or organizations, since the Census figures represent information reported separately for each business location or establishment. The establishment count reflects the number of places in business at the end of 1948 excluding administrative and executive offices of multiunit organizations, and "chain store" warehouses.

*Sales and receipts.*—"1948 sales and receipts" represents sales of merchandise and receipts from repairs and other services to customers. The figures reflect deductions for returned goods and allowances, but not for trade-in allowances; they exclude sales and excise taxes collected from customers and paid directly to any taxing agency.

*Proprietors.*—"Active proprietors..." represents owners and partners of unincorporated businesses who devoted the major portion of their time to the business in November 1948.

*Employment.*—"Number of paid employees..." represents all employees on the pay roll for the pay period ending nearest November 15, 1948. "Full workweek" employees, whether regular or seasonal, are those who in the November 15 pay period were paid for working at least the number of hours typically worked in a week by employees of the reporting establishment.



# 1948 CENSUS OF BUSINESS

RETAIL, WHOLESALE, SERVICE TRADES

U. S. DEPARTMENT OF COMMERCE  
BUREAU OF THE CENSUS

## PRELIMINARY

For Release May 22, 1950

Release Series BC-1P-42-184

### PARKER COUNTY, TEX.

Retail, wholesale, and service establishments located in Parker County, Texas, showed a substantial expansion in dollar volume of trade from 1939 to 1948 according to preliminary figures from the 1948 Census of Business released today by the Bureau of the Census, U. S. Department of Commerce.

Retail sales in the county during 1948 aggregated \$14.2 million, an increase of 294 percent over the \$3.6 million in 1939, when the preceding Census of Business was taken. Wholesale sales in the county reached a total of \$3.9 million in 1948 as compared with \$2.7 million in 1939. The service trades included in the Census of Business recorded receipts totaling \$688,000 in 1948 compared with \$203,000 in 1939.

Retail trade establishments in the county reported 681 paid employees for the workweek ended nearest November 15, 1948. For the same week in 1948, wholesale trade establishments reported 88 paid employees and the selected service trades reported 112 paid employees.

These preliminary figures have been derived from a Census report on Parker County, Texas, which also includes data for the city of Weatherford. Final figures, superseding the preliminary data for Parker County, will be included in a Bulletin for the State of Texas to be issued in several months. Similar data will be made available this year in preliminary and final form for each of the counties and States. A single copy of the preliminary release for Parker County as well as an order blank for other area releases may be obtained by writing to the Bureau of the Census, Washington 25, D. C.

Table 1.—CENSUS OF BUSINESS PRELIMINARY RESULTS FOR 1948, BY TRADE GROUP  
PARKER COUNTY, TEX.

Trade group and kind of business	Number of establishments	1948 sales and receipts (Thousand dollars)	Active proprietors of unincorporated businesses Nov. 1948	Paid employees, workweek ended nearest Nov. 15, 1948	
				Total employees <sup>1</sup>	Full workweek employees
RETAIL TRADE, total.....	302	14,213	308	681	529
Food group.....	82	2,895	83	71	47
Eating and drinking places.....	30	733	31	138	119
General merchandise grp, general stores.	33	1,753	35	109	50
Apparel group.....	8	294	8	23	19
Furniture-home furnishgs-appliance grp.	11	554	12	30	29
Automotive group.....	22	3,227	21	93	90
Gasoline service stations.....	58	904	59	37	24
Lumber-building-hardware group.....	18	1,951	18	84	79
Drug and proprietary stores.....	9	323	10	27	22
All other retail stores.....	31	1,579	31	69	50
WHOLESALE TRADE.....	19	3,915	16	88	x
SELECTED SERVICE TRADES, <sup>2</sup> /total.....	103	688	113	112	98
Personal services.....	54	393	60	89	77
All other service trades.....	49	295	53	23	21
TOURIST COURTS AND CAMPS.....	7	51	10	4	3

x Not available.

<sup>1</sup>/ Includes employees paid for less than the full workweek.

<sup>2</sup>/ See General Description on last page for changes from the 1939 Census of Business in the coverage of Service Trades.

Table 2.—CENSUS OF BUSINESS PRELIMINARY RESULTS FOR 1948 FOR CITIES OF 2,500 INHABITANTS OR MORE

PARKER COUNTY, TEX.

(Data omitted for trade groups where necessary to avoid disclosure)

City and trade group <sup>1</sup>	Number of establishments	1948 sales and receipts (Thousand dollars)	Active proprietors of unincorporated businesses Nov. 1948	Paid employees, workweek ended nearest Nov. 15, 1948	
				Total employees <sup>2</sup>	Full workweek employees
Weatherford:					
Retail trade.....	180	11,299	177	574	452
Selected service trades....	75	509	81	102	90
Remainder of county:					
Retail trade.....	122	2,914	131	107	77
Selected service trades....	28	179	32	10	8

1/ See General Description on this page for changes from the 1939 Census of Business in the coverage of Service Trades.

2/ Includes employees paid for less than the full workweek.

GENERAL DESCRIPTION OF PRELIMINARY RELEASES FOR THE 1948 CENSUS OF BUSINESS

This series of releases, of which one is planned for each county in the United States, presents preliminary results of the 1948 Census of Business. The information is based on reports submitted by business establishments for that Census. The figures shown are preliminary, and are subject to revision in the final Census publications, but the changes are expected to be relatively minor with respect to coverage. The final Census figures will be issued in a series of Business Census bulletins which will show additional detailed kind-of-business information for all places where there are a sufficient number of establishments.

The 1948 Census of Business was taken under the provision of the Act of June 19, 1948, which provides that the Business Census be taken for 1948 and for each fifth year thereafter. Previous Business Censuses were taken for the years 1929, 1933, 1935, and 1939.

**Scope of the Census.**—The 1948 Census of Business covered all establishments in the following trades, as defined by the Standard Industrial Classification Manual, May 1949 issue, of the Executive Office of the President: all retail trades; all wholesale trades; all service trades in the following four groups—personal services, business services, automobile repairs and services, and miscellaneous repair services; hotels; tourist courts and camps; and amusements, including motion picture theaters. Some important services not covered are radio broadcasting and television, medical and health, legal, educational, nonprofit, accounting, and domestic services.

This coverage is similar to that of the 1939 Business Census. However, "custom trades" and "services incidental to transportation," which are no longer included in the standard classification of the service trades, are not covered by the 1948 Census. In a number of localities, these exclusions as well as

other changes in the standard classification may have a considerable effect in comparing 1948 with 1939 data, particularly with respect to establishment count.

**Establishment definition.**—For Census purposes, a business establishment is defined to include only enterprises conducted from a recognizable place of business, provided that the annual sales were in excess of \$5,000 for a wholesale trade establishment and \$500 for establishments in other trades. A detailed analysis of coverage will be provided in future Censuses of Business publications.

"Number of establishments" is the number of separate business locations, rather than the number of business companies or organizations, since the Census figures represent information reported separately for each business location or establishment. The establishment count reflects the number of places in business at the end of 1948 excluding administrative and executive offices of multiunit organizations, and "chain store" warehouses.

**Sales and receipts.**—"1948 sales and receipts" represents sales of merchandise and receipts from repairs and other services to customers. The figures reflect deductions for returned goods and allowances, but not for trade-in allowances; they exclude sales and excise taxes collected from customers and paid directly to any taxing agency.

**Proprietors.**—"Active proprietors..." represents owners and partners of unincorporated businesses who devoted the major portion of their time to the business in November 1948.

**Employment.**—"Number of paid employees..." represents all employees on the pay roll for the pay period ending nearest November 15, 1948. "Full workweek" employees, whether regular or seasonal, are those who in the November 15 pay period were paid for working at least the number of hours typically worked in a week by employees of the reporting establishment.

# 1948 CENSUS OF BUSINESS

RETAIL, WHOLESALE, SERVICE TRADES

U. S. DEPARTMENT OF COMMERCE  
BUREAU OF THE CENSUS

## PRELIMINARY

For Release May 1, 1950

Release Series BC-1P-42-185

### PARMER COUNTY, TEX.

Retail, wholesale, and service establishments located in Parmer County, Texas, showed a substantial expansion in dollar volume of trade from 1939 to 1948 according to preliminary figures from the 1948 Census of Business released today by the Bureau of the Census, U. S. Department of Commerce.

Retail sales in the county during 1948 aggregated \$4.4 million, an increase of 214 percent over the \$1.4 million in 1939, when the preceding Census of Business was taken. Wholesale sales in the county reached a total of \$6.9 million in 1948 as compared with \$1.8 million in 1939. The service trades included in the Census of Business recorded receipts totaling \$157,000 in 1948 compared with \$68,000 in 1939.

Employment in the county also rose over the 9-year period between 1939 and 1948 for the above trades. Establishments in these trades reported a combined total of 202 paid employees for the workweek ended nearest November 15, 1948. This compared with a total of 161 employees reported for the week of November 15, 1939.

These preliminary figures have been derived from a Census report on Parmer County, Texas. Final figures, superseding the preliminary data for Parmer County, will be included in a Bulletin for the State of Texas to be issued in several months. Similar data will be made available this year in preliminary and final form for each of the counties and States. A single copy of the preliminary release for Parmer County as well as an order blank for other area releases may be obtained by writing to the Bureau of the Census, Washington 25, D. C.

Table 1.—CENSUS OF BUSINESS PRELIMINARY RESULTS FOR 1948, BY TRADE GROUP

### PARMER COUNTY, TEX.

Trade group and kind of business	Number of establishments	1948 sales and receipts (Thousand dollars)	Active proprietors of unincorporated businesses Nov. 1948	Paid employees, workweek ended nearest Nov. 15, 1948	
				Total employees <sup>1</sup>	Full workweek employees
RETAIL TRADE, total.....	78	4,391	80	149	123
Food group.....	16	976	18	22	19
Gasoline service stations.....	13	525	13	19	17
All other retail stores.....	49	2,890	49	108	87
WHOLESALE TRADE.....	15	6,851	8	31	x
SELECTED SERVICE TRADES, <sup>2</sup> /total.....	34	157	40	22	13
Personal services.....	21	83	23	20	11
All other service trades.....	13	74	17	2	2

x Not available.

<sup>1</sup>/ Includes employees paid for less than the full workweek.

<sup>2</sup>/ See General Description on last page for changes from the 1939 Census of Business in the coverage of Service Trades.

## GENERAL DESCRIPTION OF PRELIMINARY RELEASES FOR THE 1948 CENSUS OF BUSINESS

This series of releases, of which one is planned for each county in the United States, presents preliminary results of the 1948 Census of Business. The information is based on reports submitted by business establishments for that Census. The figures shown are preliminary, and are subject to revision in the final Census publications, but the changes are expected to be relatively minor with respect to coverage. The final Census figures will be issued in a series of Business Census bulletins which will show additional detailed kind-of-business information for all places where there are a sufficient number of establishments.

The 1948 Census of Business was taken under the provision of the Act of June 19, 1948, which provides that the Business Census be taken for 1948 and for each fifth year thereafter. Previous Business Censuses were taken for the years 1929, 1933, 1935, and 1939.

*Scope of the Census.*—The 1948 Census of Business covered all establishments in the following trades, as defined by the Standard Industrial Classification Manual, May 1949 issue, of the Executive Office of the President: all retail trades; all wholesale trades; all service trades in the following four groups—personal services, business services, automobile repairs and services, and miscellaneous repair services; hotels; tourist courts and camps; and amusements, including motion picture theaters. Some important services not covered are radio broadcasting and television, medical and health, legal, educational, nonprofit, accounting, and domestic services.

This coverage is similar to that of the 1939 Business Census. However, "custom trades" and "services incidental to transportation," which are no longer included in the standard classification of the service trades, are not covered by the 1948 Census. In a number of localities, these exclusions as well as other changes in the standard classification may have a considerable effect in comparing

1948 with 1939 data, particularly with respect to establishment count.

*Establishment definition.*—For Census purposes, a business establishment is defined to include only enterprises conducted from a recognizable place of business, provided that the annual sales were in excess of \$5,000 for a wholesale trade establishment and \$500 for establishments in other trades. A detailed analysis of coverage will be provided in future Census of Business publications.

"Number of establishments" is the number of separate business locations, rather than the number of business companies or organizations, since the Census figures represent information reported separately for each business location or establishment. The establishment count reflects the number of places in business at the end of 1948 excluding administrative and executive offices of multiunit organizations, and "chain store" warehouses.

*Sales and receipts.*—"1948 sales and receipts" represents sales of merchandise and receipts from repairs and other services to customers. The figures reflect deductions for returned goods and allowances, but not for trade-in allowances; they exclude sales and excise taxes collected from customers and paid directly to any taxing agency.

*Proprietors.*—"Active proprietors..." represents owners and partners of unincorporated businesses who devoted the major portion of their time to the business in November 1948.

*Employment.*—"Number of paid employees..." represents all employees on the pay roll for the pay period ending nearest November 15, 1948. "Full workweek" employees, whether regular or seasonal, are those who in the November 15 pay period were paid for working at least the number of hours typically worked in a week by employees of the reporting establishment.

S  
t  
g  
p  
t  
t  
b  
t

Ho  
ta  
ca  
su

# 1948 CENSUS OF BUSINESS

RETAIL, WHOLESALE, SERVICE TRADES

U. S. DEPARTMENT OF COMMERCE  
BUREAU OF THE CENSUS

## PRELIMINARY

For Release May 1, 1950

Release Series BC-1P-42-186

### PECOS COUNTY, TEX.

Retail, wholesale, and service establishments located in Pecos County, Texas, showed a substantial expansion in dollar volume of trade from 1939 to 1948 according to preliminary figures from the 1948 Census of Business released today by the Bureau of the Census, U. S. Department of Commerce.

Retail sales in the county during 1948 aggregated \$8.5 million, an increase of 204 percent over the \$2.8 million in 1939, when the preceding Census of Business was taken. Wholesale sales in the county reached a total of \$901,000 in 1948 as compared with \$398,000 in 1939. The service trades included in the Census of Business recorded receipts totaling \$433,000 in 1948 compared with \$108,000 in 1939.

Employment in the county also rose over the 9-year period between 1939 and 1948 for the above trades. Establishments in these trades reported a combined total of 411 paid employees for the workweek ended nearest November 15, 1948. This compared with a total of 280 employees reported for the week of November 15, 1939.

These preliminary figures have been derived from a Census report on Pecos County, Texas, which also includes data for the city of Fort Stockton. Final figures, superseding the preliminary data for Pecos County, will be included in a Bulletin for the State of Texas to be issued in several months. Similar data will be made available this year in preliminary and final form for each of the counties and States. A single copy of the preliminary release for Pecos County as well as an order blank for other area releases may be obtained by writing to the Bureau of the Census, Washington 25, D. C.

Table 1.—CENSUS OF BUSINESS PRELIMINARY RESULTS FOR 1948, BY TRADE GROUP

### PECOS COUNTY, TEX.

Trade group and kind of business	Number of establishments	1948 sales and receipts (Thousand dollars)	Active proprietors of unincorporated businesses Nov. 1948	Paid employees, workweek ended nearest Nov. 15, 1948	
				Total employees <sup>1</sup>	Full workweek employees
RETAIL TRADE, total.....	162	8,520	161	348	316
Food group.....	30	1,890	34	44	38
Eating and drinking places.....	33	591	33	80	77
General merchandise grp, general stores.....	9	489	10	34	27
Furniture-home furnishings-appliance grp.....	7	295	5	11	5
Automotive group.....	11	1,387	13	49	48
Gasoline service stations.....	29	899	28	36	35
Lumber-building-hardware group.....	11	1,426	11	31	31
Drug and proprietary stores.....	7	331	7	22	21
All other retail stores.....	25	1,212	20	41	34
WHOLESALE TRADE.....	9	901	9	12	x
SELECTED SERVICE TRADES, <sup>2</sup> /total.....	46	433	52	51	50
Personal services.....	27	225	28	36	36
All other service trades.....	19	208	24	15	14
TOURIST COURTS AND CAMPS.....	8	55	10	10	6

x Not available.

<sup>1</sup>/ Includes employees paid for less than the full workweek.

<sup>2</sup>/ See General Description on last page for changes from the 1939 Census of Business in the coverage of Service Trades.

Table 2.—CENSUS OF BUSINESS PRELIMINARY RESULTS FOR 1948 FOR CITIES OF 2,500 INHABITANTS OR MORE

PECOS COUNTY, TEX.

(Data omitted for trade groups where necessary to avoid disclosure)

City and trade group <sup>1</sup>	Number of establishments	1948 sales and receipts (Thousand dollars)	Active proprietors of unincorporated businesses Nov. 1948	Paid employees, workweek ended nearest Nov. 15, 1948	
				Total employees <sup>2</sup>	Full workweek employees
Fort Stockton:					
Retail trade.....	107	5,943	108	244	224
Selected service trades....	32	341	35	41	40
Remainder of county:					
Retail trade.....	55	2,577	53	104	92
Selected service trades....	14	92	17	10	10

1/ See General Description on this page for changes from the 1939 Census of Business in the coverage of Service Trades.

2/ Includes employees paid for less than the full workweek.

GENERAL DESCRIPTION OF PRELIMINARY RELEASES FOR THE 1948 CENSUS OF BUSINESS

This series of releases, of which one is planned for each county in the United States, presents preliminary results of the 1948 Census of Business. The information is based on reports submitted by business establishments for that Census. The figures shown are preliminary, and are subject to revision in the final Census publications, but the changes are expected to be relatively minor with respect to coverage. The final Census figures will be issued in a series of Business Census bulletins which will show additional detailed kind-of-business information for all places where there are a sufficient number of establishments.

The 1948 Census of Business was taken under the provision of the Act of June 19, 1948, which provides that the Business Census be taken for 1948 and for each fifth year thereafter. Previous Business Censuses were taken for the years 1929, 1933, 1935, and 1939.

**Scope of the Census.**—The 1948 Census of Business covered all establishments in the following trades, as defined by the Standard Industrial Classification Manual, May 1949 issue, of the Executive Office of the President: all retail trades; all wholesale trades; all service trades in the following four groups—personal services, business services, automobile repairs and services, and miscellaneous repair services; hotels; tourist courts and camps; and amusements, including motion pictures theaters. Some important services not covered are radio broadcasting and television, medical and health, legal, educational, nonprofit, accounting, and domestic services.

This coverage is similar to that of the 1939 Business Census. However, "custom trades" and "services incidental to transportation," which are no longer included in the standard classification of the service trades, are not covered by the 1948 Census. In a number of localities, these exclusions as well as

other changes in the standard classification may have a considerable effect in comparing 1948 with 1939 data, particularly with respect to establishment count.

**Establishment definition.**—For Census purposes, a business establishment is defined to include only enterprises conducted from a recognizable place of business, provided that the annual sales were in excess of \$5,000 for a wholesale trade establishment and \$500 for establishments in other trades. A detailed analysis of coverage will be provided in future Censuses of Business publications.

"Number of establishments" is the number of separate business locations, rather than the number of business companies or organizations, since the Census figures represent information reported separately for each business location or establishment. The establishment count reflects the number of places in business at the end of 1948 excluding administrative and executive offices of multinational organizations, and "chain stores" warehouses.

**Sales and receipts.**—"1948 sales and receipts" represents sales of merchandise and receipts from repairs and other services to customers. The figures reflect deductions for returned goods and allowances, but not for trade-in allowances; they exclude sales and excise taxes collected from customers and paid directly to any taxing agency.

**Proprietors.**—"Active proprietors..." represents owners and partners of unincorporated businesses who devoted the major portion of their time to the business in November 1948.

**Employment.**—"Number of paid employees..." represents all employees on the pay roll for the pay period ending nearest November 15, 1948. "Full workweek" employees, whether regular or seasonal, are those who in the November 15 pay period were paid for working at least the number of hours typically worked in a week by employees of the reporting establishment.

90575

# 1948 CENSUS OF BUSINESS

RETAIL, WHOLESALE, SERVICE TRADES

U. S. DEPARTMENT OF COMMERCE  
BUREAU OF THE CENSUS

## PRELIMINARY

For Release May 22, 1950

Release Series BC-1P-42-187

### POLK COUNTY, TEX.

Retail and service establishments located in Polk County, Texas, showed a substantial expansion in dollar volume of trade from 1939 to 1948 according to preliminary figures from the 1948 Census of Business released today by the Bureau of the Census, U. S. Department of Commerce.

Retail sales in the county during 1948 aggregated \$9.4 million, an increase of 161 percent over the \$3.6 million in 1939, when the preceding Census of Business was taken. The service trades included in the Census of Business recorded receipts totaling \$271,000 in 1948 compared with \$114,000 in 1939. Wholesale sales in the county reached a total of \$1.2 million in 1948 a decrease from the \$1.6 million reported in 1939.

Employment in the county rose over the 9-year period between 1939 and 1948 for the above trades. Establishments in these trades reported a combined total of 483 paid employees for the workweek ended nearest November 15, 1948. This compared with a total of 397 employees reported for the week of November 15, 1939.

These preliminary figures have been derived from a Census report on Polk County, Texas. Final figures, superseding the preliminary data for Polk County, will be included in a Bulletin for the State of Texas to be issued in several months. Similar data will be made available this year in preliminary and final form for each of the counties and States. A single copy of the preliminary release for Polk County as well as an order blank for other area releases may be obtained by writing to the Bureau of the Census, Washington 25, D.C.

Table 1.—CENSUS OF BUSINESS PRELIMINARY RESULTS FOR 1948, BY TRADE GROUP

### POLK COUNTY, TEX.

Trade group and kind of business	Number of establishments	1948 sales and receipts (Thousand dollars)	Active proprietors of unincorporated businesses Nov. 1948	Paid employees, workweek ended nearest Nov. 15, 1948	
				Total employees <sup>1</sup>	Full workweek employees
RETAIL TRADE, total.....	179	9,423	178	417	358
Food group.....	70	2,818	68	68	54
Eating and drinking places.....	14	390	14	60	53
General merchandise grp, general stores.	16	1,689	20	68	52
Apparel group.....	5	294	5	15	13
Furniture-home furnishgs-appliance grp.	8	277	8	8	7
Automotive group.....	14	1,417	13	80	72
Gasoline service stations.....	29	742	27	37	31
Lumber-building-hardware group.....	7	1,094	7	48	45
Drug and proprietary stores.....	5	328	5	21	19
All other retail stores.....	11	374	11	12	12
WHOLESALE TRADE.....	9	1,220	8	22	x
SELECTED SERVICE TRADES, <sup>2</sup> /total.....	31	271	35	44	39
Personal services.....	20	168	24	35	34
All other service trades.....	11	103	11	9	5

x Not available.

<sup>1</sup>/ Includes employees paid for less than the full workweek.

<sup>2</sup>/ See General Description on last page for changes from the 1939 Census of Business in the coverage of Service Trades.

## GENERAL DESCRIPTION OF PRELIMINARY RELEASES FOR THE 1948 CENSUS OF BUSINESS

This series of releases, of which one is planned for each county in the United States, presents preliminary results of the 1948 Census of Business. The information is based on reports submitted by business establishments for that Census. The figures shown are preliminary, and are subject to revision in the final Census publications, but the changes are expected to be relatively minor with respect to coverage. The final Census figures will be issued in a series of Business Census bulletins which will show additional detailed kind-of-business information for all places where there are a sufficient number of establishments.

The 1948 Census of Business was taken under the provision of the Act of June 19, 1948, which provides that the Business Census be taken for 1948 and for each fifth year thereafter. Previous Business Censuses were taken for the years 1929, 1933, 1935, and 1939.

*Scope of the Census.*—The 1948 Census of Business covered all establishments in the following trades, as defined by the Standard Industrial Classification Manual, May 1949 issue, of the Executive Office of the President: all retail trades; all wholesale trades; all service trades in the following four groups—personal services, business services, automobile repairs and services, and miscellaneous repair services; hotels; tourist courts and camps; and amusements, including motion picture theaters. Some important services not covered are radio broadcasting and television, medical and health, legal, educational, nonprofit, accounting, and domestic services.

This coverage is similar to that of the 1939 Business Census. However, "custom trades" and "services incidental to transportation," which are no longer included in the standard classification of the service trades, are not covered by the 1948 Census. In a number of localities, these exclusions as well as other changes in the standard classification may have a considerable effect in comparing

1948 with 1939 data, particularly with respect to establishment count.

*Establishment definition.*—For Census purposes, a business establishment is defined to include only enterprises conducted from a recognizable place of business, provided that the annual sales were in excess of \$5,000 for a wholesale trade establishment and \$500 for establishments in other trades. A detailed analysis of coverage will be provided in future Census of Business publications.

"Number of establishments" is the number of separate business locations, rather than the number of business companies or organizations, since the Census figures represent information reported separately for each business location or establishment. The establishment count reflects the number of places in business at the end of 1948 excluding administrative and executive offices of multiunit organizations, and "chain store" warehouses.

*Sales and receipts.*—"1948 sales and receipts" represents sales of merchandise and receipts from repairs and other services to customers. The figures reflect deductions for returned goods and allowances, but not for trade-in allowances; they exclude sales and excise taxes collected from customers and paid directly to any taxing agency.

*Proprietors.*—"Active proprietors..." represents owners and partners of unincorporated businesses who devoted the major portion of their time to the business in November 1948.

*Employment.*—"Number of paid employees..." represents all employees on the pay roll for the pay period ending nearest November 15, 1948. "Full workweek" employees, whether regular or seasonal, are those who in the November 15 pay period were paid for working at least the number of hours typically worked in a week by employees of the reporting establishment.



# 1948 CENSUS OF BUSINESS

RETAIL, WHOLESALE, SERVICE TRADES

U. S. DEPARTMENT OF COMMERCE  
BUREAU OF THE CENSUS

## PRELIMINARY

For Release May 15, 1950

Release Series BC-1P-42-188

### POTTER COUNTY, TEX.

Retail, wholesale, and service establishments located in Potter County, Texas, showed a substantial expansion in dollar volume of trade from 1939 to 1948 according to preliminary figures from the 1948 Census of Business released today by the Bureau of the Census, U. S. Department of Commerce.

Retail sales in the county during 1948 aggregated \$110.4 million, an increase of 313 percent over the \$26.7 million sales in 1939, when the preceding Census of Business was taken. Wholesale sales volume in the county showed a 525 percent rise over the same period, reaching a total of \$237.0 million in 1948 as compared with \$37.9 million in 1939. The service trades included in the Census of Business reported receipts totaling \$7.5 million in 1948 compared with \$2.0 million in 1939.

Employment in the county also rose over the 9-year period between 1939 and 1948 for the trades covered by the Census of Business. Retail trade establishments reported 5,369 paid employees for the workweek ended nearest November 15, 1948. Of these, 4,668 worked the full week, and the remainder part of the week. The comparable total and full workweek figures for 1939 were 3,109 and 2,631. Wholesale trade establishments reported a total of 3,064 full- and part-week employees for the week of November 15, 1948, compared with 1,479 for the same week in 1939. For the selected service trades, November 15, 1948, paid employees numbered 1,218; the comparable figure for 1939, adjusted for change in scope between the two Censuses, was 819.

These preliminary figures have been derived from a Census report on Potter County, Texas. The report also contains data for the part of the city of Amarillo located in Potter County.

Final figures, superseding the preliminary data for Potter County, will be included in a Bulletin for the State of Texas to be issued in several months. Similar data will be made available this year in preliminary and final form for each of the counties and States. A single copy of the preliminary release for Potter County as well as an order blank for other area releases may be obtained by writing to the Bureau of the Census, Washington 25, D. C.

91386

Table 1.—CENSUS OF BUSINESS PRELIMINARY RESULTS FOR 1948, BY TRADE GROUP  
POTTER COUNTY, TEX.

Trade group and kind of business	Number of establishments	1948 sales and receipts (Thousand dollars)	Active proprietors of unincorporated businesses Nov. 1948	Paid employees, workweek ended nearest Nov. 16, 1948	
				Total employees <sup>1</sup>	Full workweek employees
RETAIL TRADE, total.....	1,044	110,438	1,010	5,369	4,668
Food group.....	185	18,484	176	590	485
Eating and drinking places.....	204	6,619	220	981	860
General merchandise grp, general stores.....	18	8,747	7	722	482
Apparel group.....	60	12,727	42	697	618
Furniture-home furnishings-appliance grp.....	46	7,103	47	492	479
Automotive group.....	86	22,862	98	504	491
Gasoline service stations.....	137	6,327	135	320	285
Lumber-building-hardware group.....	57	9,920	51	291	287
Drug and proprietary stores.....	50	4,238	44	325	268
All other retail stores.....	201	13,411	190	447	413
WHOLESALE TRADE, total.....	240	236,978	121	3,064	x
Merchant wholesalers, total.....	162	112,390	93	2,221	x
Groceries; foods.....	25	23,228	15	483	x
Hardware, elec'l, plum'g and heating.....	22	24,188	10	423	x
Mach'y, equip't, industrial supplies..	30	9,566	20	237	x
Automotive parts, accessories.....	21	5,288	10	234	x
All other merchant wholesalers.....	64	50,120	38	844	x
Manufact'rs' sales branches, offices...	36	46,315	1	534	x
Agents, brokers (merchandise).....	13	41,743	15	121	x
Other types of wholesale.....	29	36,530	12	188	x
SELECTED SERVICE TRADES, <sup>2/</sup> total.....	429	7,516	477	1,218	1,122
Personal services.....	230	3,807	253	831	766
Business services.....	35	1,121	34	161	151
Automotive repairs and services.....	99	1,767	116	146	131
Other repair services.....	65	821	74	80	74
TOURIST COURTS AND CAMPS.....	50	732	42	77	62
AMUSEMENTS.....	35	1,502	25	188	x

x Not available.

<sup>1/</sup> Includes employees paid for less than the full workweek.

<sup>2/</sup> See General Description on last page for changes from the 1939 Census of Business in the coverage of Service Trades.

91386

Table 2.—CENSUS OF BUSINESS PRELIMINARY RESULTS FOR 1948 FOR CITIES OF 2,500 INHABITANTS OR MORE  
POTTER COUNTY, TEX.

(Data omitted for trade groups where necessary to avoid disclosure)

City and trade group <sup>1</sup>	Number of establishments	1948 sales and receipts (Thousand dollars)	Active proprietors of unincorporated businesses Nov. 1948	Paid employees, workweek ended nearest Nov. 15, 1948	
				Total employees <sup>2</sup>	Full workweek employees
<b>Amarillo (part):</b>					
Retail trade.....	985	108,395	951	5,269	4,579
Wholesale trade.....	230	233,882	118	3,031	x
Selected service trades....	413	7,348	457	1,204	1,108
Tourist courts and camps....	39	645	34	66	55
<b>Remainder of county:</b>					
Retail trade.....	59	2,043	59	100	89
Wholesale trade.....	10	3,096	33	33	x
Selected service trades....	16	168	20	14	14
Tourist courts and camps....	11	87	8	11	7

x Not available.

1/ See General Description on this page for changes from the 1939 Census of Business in the coverage of Service Trades.

2/ Includes employees paid for less than the full workweek.

### GENERAL DESCRIPTION OF PRELIMINARY RELEASES FOR THE 1948 CENSUS OF BUSINESS

This series of releases, of which one is planned for each county in the United States, presents preliminary results of the 1948 Census of Business. The information is based on reports submitted by business establishments for that Census. The figures shown are preliminary, and are subject to revision in the final Census publications, but the changes are expected to be relatively minor with respect to coverage. The final Census figures will be issued in a series of Business Census bulletins which will show additional detailed kind-of-business information for all places where there are a sufficient number of establishments.

The 1948 Census of Business was taken under the provision of the Act of June 19, 1948, which provides that the Business Census be taken for 1948 and for each fifth year thereafter. Previous Business Censuses were taken for the years 1929, 1933, 1935, and 1939.

**Scope of the Census.**—The 1948 Census of Business covered all establishments in the following trades, as defined by the Standard Industrial Classification Manual, May 1949 issue, of the Executive Office of the President: all retail trades; all wholesale trades; all service trades in the following four groups—personal services, business services, automobile repairs and services, and miscellaneous repair services; hotels; tourist courts and camps; and amusements, including motion picture theaters. Some important services not covered are radio broadcasting and television, medical and health, legal, educational, nonprofit, accounting, and domestic services.

This coverage is similar to that of the 1939 Business Census. However, "custom trades" and "services incidental to transportation," which are no longer included in the standard classification of the service trades, are not covered by the 1948 Census. In a number of localities, these exclusions as well as

other changes in the standard classification may have a considerable effect in comparing 1948 with 1939 data, particularly with respect to establishment count.

**Establishment definition.**—For Census purposes, a business establishment is defined to include only enterprises conducted from a recognizable place of business, provided that the annual sales were in excess of \$5,000 for a wholesale trade establishment and \$500 for establishments in other trades. A detailed analysis of coverage will be provided in future Census of Business publications.

"Number of establishments" is the number of separate business locations, rather than the number of business companies or organizations, since the Census figures represent information reported separately for each business location or establishment. The establishment count reflects the number of places in business at the end of 1948 excluding administrative and executive offices of multiunit organizations, and "chain store" warehouses.

**Sales and receipts.**—"1948 sales and receipts" represents sales of merchandise and receipts from repairs and other services to customers. The figures reflect deductions for returned goods and allowances, but not for trade-in allowances; they exclude sales and excise taxes collected from customers and paid directly to any taxing agency.

**Proprietors.**—"Active proprietors..." represents owners and partners of unincorporated businesses who devoted the major portion of their time to the business in November 1948.

**Employment.**—"Number of paid employees..." represents all employees on the pay roll for the pay period ending nearest November 15, 1948. "Full workweek" employees, whether regular or seasonal, are those who in the November 15 pay period were paid for working at least the number of hours typically worked in a week by employees of the reporting establishment.

1  
:  
:  
k  
t  
Or  
i

lo  
ta  
ca  
eu.

# 1948 CENSUS OF BUSINESS

RETAIL, WHOLESALE, SERVICE TRADES

U. S. DEPARTMENT OF COMMERCE  
BUREAU OF THE CENSUS

## PRELIMINARY

For Release May 15, 1950

Release Series BC-1P-42-189

### PRESIDIO COUNTY, TEX.

Retail and wholesale establishments located in Presidio County, Texas, showed a substantial expansion in dollar volume of trade from 1939 to 1948 according to preliminary figures from the 1948 Census of Business released today by the Bureau of the Census, U. S. Department of Commerce.

Retail sales in the county during 1948 aggregated \$5.6 million, an increase of 167 percent over the \$2.1 million in 1939, when the preceding Census of Business was taken. Wholesale sales in the county reached a total of \$2.3 million in 1948 as compared with \$0.7 million in 1939. The service trades included in the Census of Business recorded receipts totaling \$113,000 in 1948, showing no change from the figure reported in 1939.

Employment in the county decreased over the 9-year period between 1939 and 1948 for the above trades. Establishments in these trades reported a combined total of 302 paid employees for the workweek ended nearest November 15, 1948. This compared with a total of 310 employees reported for the week of November 15, 1939.

These preliminary figures have been derived from a Census report on Presidio County, Texas, which also includes data for the city of Marfa. Final figures, superseding the preliminary data for Presidio County, will be included in a Bulletin for the State of Texas to be issued in several months. Similar data will be made available this year in preliminary and final form for each of the counties and States. A single copy of the preliminary release for Presidio County as well as an order blank for other area releases may be obtained by writing to the Bureau of the Census, Washington 25, D. C.

Table 1.—CENSUS OF BUSINESS PRELIMINARY RESULTS FOR 1948, BY TRADE GROUP  
PRESIDIO COUNTY, TEX.

Trade group and kind of business	Number of establishments	1948 sales and receipts (Thousand dollars)	Active proprietors of unincorporated businesses Nov. 1948	Paid employees, workweek ended nearest Nov. 15, 1948	
				Total employees <sup>1</sup>	Full workweek employees
RETAIL TRADE, total.....	116	5,573	112	231	207
Food group.....	29	1,227	27	34	32
Eating and drinking places.....	23	196	20	31	28
Gasoline service stations.....	9	250	11	14	14
All other retail stores.....	55	3,900	54	152	133
WHOLESALE TRADE.....	10	2,325	9	41	x
SELECTED SERVICE TRADES <sup>2/</sup> .....	16	113	16	30	30

x Not available.

<sup>1/</sup> Includes employees paid for less than the full workweek.

<sup>2/</sup> See General Description on last page for changes from the 1939 Census of Business in the coverage of Service Trades.

Table 2.—CENSUS OF BUSINESS PRELIMINARY RESULTS FOR 1948 FOR CITIES OF 2,500 INHABITANTS OR MORE  
PRESIDIO COUNTY, TEX.

(Data omitted for trade groups where necessary to avoid disclosure)

City and trade group	Number of establishments	1948 sales and receipts (Thousand dollars)	Active proprietors of unincorporated businesses Nov. 1948	Paid employees, workweek ended nearest Nov. 15, 1948	
				Total employees	Full workweek employees
Marfa:					
Retail trade.....	78	4,510	75	185	168
Remainder of county:					
Retail trade.....	38	1,063	37	46	39

1/ Includes employees paid for less than the full workweek.

### GENERAL DESCRIPTION OF PRELIMINARY RELEASES FOR THE 1948 CENSUS OF BUSINESS

This series of releases, of which one is planned for each county in the United States, presents preliminary results of the 1948 Census of Business. The information is based on reports submitted by business establishments for that Census. The figures shown are preliminary, and are subject to revision in the final Census publications, but the changes are expected to be relatively minor with respect to coverage. The final Census figures will be issued in a series of Business Census bulletins which will show additional detailed kind-of-business information for all places where there are a sufficient number of establishments.

The 1948 Census of Business was taken under the provision of the Act of June 19, 1948, which provides that the Business Census be taken for 1948 and for each fifth year thereafter. Previous Business Censuses were taken for the years 1929, 1933, 1935, and 1939.

**Scope of the Census.**—The 1948 Census of Business covered all establishments in the following trades, as defined by the Standard Industrial Classification Manual, May 1949 issue, of the Executive Office of the President: all retail trades; all wholesale trades; all service trades in the following four groups—personal services, business services, automobile repairs and services, and miscellaneous repair services; hotels; tourist courts and camps; and amusements, including motion picture theaters. Some important services not covered are radio broadcasting and television, medical and health, legal, educational, nonprofit, accounting, and domestic services.

This coverage is similar to that of the 1939 Business Census. However, "custom trades" and "services incidental to transportation," which are no longer included in the standard classification of the service trades, are not covered by the 1948 Census. In a number of localities, these exclusions as well as

other changes in the standard classification may have a considerable effect in comparing 1948 with 1939 data, particularly with respect to establishment count.

**Establishment definition.**—For Census purposes, a business establishment is defined to include only enterprises conducted from a recognizable place of business, provided that the annual sales were in excess of \$5,000 for a wholesale trade establishment and \$500 for establishments in other trades. A detailed analysis of coverage will be provided in future Census of Business publications.

"Number of establishments" is the number of separate business locations, rather than the number of business companies or organizations, since the Census figures represent information reported separately for each business location or establishment. The establishment count reflects the number of places in business at the end of 1948 excluding administrative and executive offices of multiunit organizations, and "chain store" warehouses.

**Sales and receipts.**—"1948 sales and receipts" represents sales of merchandise and receipts from repairs and other services to customers. The figures reflect deductions for returned goods and allowances, but not for trade-in allowances; they exclude sales and excise taxes collected from customers and paid directly to any taxing agency.

**Proprietors.**—"Active proprietors..." represents owners and partners of unincorporated businesses who devoted the major portion of their time to the business in November 1948.

**Employment.**—"Number of paid employees..." represents all employees on the pay roll for the pay period ending nearest November 15, 1948. "Full workweek" employees, whether regular or seasonal, are those who in the November 15 pay period were paid for working at least the number of hours typically worked in a week by employees of the reporting establishment.

# 1948 CENSUS OF BUSINESS

RETAIL, WHOLESALE, SERVICE TRADES

U. S. DEPARTMENT OF COMMERCE  
BUREAU OF THE CENSUS

## PRELIMINARY

For Release May 1, 1950

Release Series BC-1P-42-190

### RAINS COUNTY, TEX.

Retail and service establishments located in Rains County, Texas, showed a substantial expansion in dollar volume of trade from 1939 to 1948 according to preliminary figures from the 1948 Census of Business released today by the Bureau of the Census, U. S. Department of Commerce.

Retail sales in the county during 1948 aggregated \$1.3 million, an increase of 225 percent over the \$0.4 million in 1939, when the preceding Census of Business was taken. The service trades included in the Census of Business recorded receipts totaling \$42,000 in 1948 compared with \$18,000 in 1939.

Employment in the county also rose over the 9-year period between 1939 and 1948 for the above trades. Establishments in these trades reported a combined total of 61 paid employees for the workweek ended nearest November 15, 1948. This compared with a total of 30 employees reported for the week of November 15, 1939.

These preliminary figures have been derived from a Census report on Rains County, Texas. Final figures, superseding the preliminary data for Rains County, will be included in a Bulletin for the State of Texas to be issued in several months. Similar data will be made available this year in preliminary and final form for each of the counties and States. A single copy of the preliminary release for Rains County as well as an order blank for other area releases may be obtained by writing to the Bureau of the Census, Washington 25, D. C.

Table 1.—CENSUS OF BUSINESS PRELIMINARY RESULTS FOR 1948, BY TRADE GROUP  
RAINS COUNTY, TEX.

Trade group and kind of business	Number of establishments	1948 sales and receipts (Thousand dollars)	Active proprietors of unincorporated businesses Nov. 1948	Paid employees, workweek ended nearest Nov. 15, 1948	
				Total employees <sup>1</sup>	Full workweek employees
RETAIL TRADE, total.....	50	1,324	53	55	47
Food group.....	16	326	16	7	7
Gasoline service stations.....	8	95	9	-	-
All other retail stores.....	26	903	28	48	40
SELECTED SERVICE TRADES <sup>2/</sup> .....	12	42	13	6	6

<sup>1/</sup> Includes employees paid for less than the full workweek.

<sup>2/</sup> See General Description on last page for changes from the 1939 Census of Business in the coverage of Service Trades.

## GENERAL DESCRIPTION OF PRELIMINARY RELEASES FOR THE 1948 CENSUS OF BUSINESS

This series of releases, of which one is planned for each county in the United States, presents preliminary results of the 1948 Census of Business. The information is based on reports submitted by business establishments for that Census. The figures shown are preliminary, and are subject to revision in the final Census publications, but the changes are expected to be relatively minor with respect to coverage. The final Census figures will be issued in a series of Business Census bulletins which will show additional detailed kind-of-business information for all places where there are a sufficient number of establishments.

The 1948 Census of Business was taken under the provision of the Act of June 19, 1948, which provides that the Business Census be taken for 1948 and for each fifth year thereafter. Previous Business Censuses were taken for the years 1929, 1933, 1935, and 1939.

*Scope of the Census.*—The 1948 Census of Business covered all establishments in the following trades, as defined by the Standard Industrial Classification Manual, May 1949 issue, of the Executive Office of the President: all retail trades; all wholesale trades; all service trades in the following four groups—personal services, business services, automobile repairs and services, and miscellaneous repair services; hotels; tourist courts and camps; and amusements, including motion picture theaters. Some important services not covered are radio broadcasting and television, medical and health, legal, educational, nonprofit, accounting, and domestic services.

This coverage is similar to that of the 1939 Business Census. However, "custom trades" and "services incidental to transportation," which are no longer included in the standard classification of the service trades, are not covered by the 1948 Census. In a number of localities, these exclusions as well as other changes in the standard classification may have a considerable effect in comparing

1948 with 1939 data, particularly with respect to establishment count.

*Establishment definition.*—For Census purposes, a business establishment is defined to include only enterprises conducted from a recognizable place of business, provided that the annual sales were in excess of \$5,000 for a wholesale trade establishment and \$500 for establishments in other trades. A detailed analysis of coverage will be provided in future Census of Business publications.

"Number of establishments" is the number of separate business locations, rather than the number of business companies or organizations, since the Census figures represent information reported separately for each business location or establishment. The establishment count reflects the number of places in business at the end of 1948 excluding administrative and executive offices of multiunit organizations, and "chain store" warehouses.

*Sales and receipts.*—"1948 sales and receipts" represents sales of merchandise and receipts from repairs and other services to customers. The figures reflect deductions for returned goods and allowances, but not for trade-in allowances; they exclude sales and excise taxes collected from customers and paid directly to any taxing agency.

*Proprietors.*—"Active proprietors..." represents owners and partners of unincorporated businesses who devoted the major portion of their time to the business in November 1948.

*Employment.*—"Number of paid employees..." represents all employees on the pay roll for the pay period ending nearest November 15, 1948. "Full workweek" employees, whether regular or seasonal, are those who in the November 15 pay period were paid for working at least the number of hours typically worked in a week by employees of the reporting establishment.



# 1948 CENSUS OF BUSINESS

RETAIL, WHOLESALE, SERVICE TRADES

U. S. DEPARTMENT OF COMMERCE  
BUREAU OF THE CENSUS

## PRELIMINARY

For Release May 15, 1950

Release Series BC-1P-42-191

### RANDALL COUNTY, TEX.

Retail, wholesale, and service establishments located in Randall County, Texas, showed a substantial expansion in dollar volume of trade from 1939 to 1948 according to preliminary figures from the 1948 Census of Business released today by the Bureau of the Census, U. S. Department of Commerce.

Retail sales in the county during 1948 aggregated \$7.4 million, an increase of 393 percent over the \$1.5 million in 1939, when the preceding Census of Business was taken. Wholesale sales in the county reached a total of \$3.6 million in 1948 as compared with \$0.3 million in 1939. The service trades included in the Census of Business recorded receipts totaling \$330,000 in 1948 compared with \$84,000 in 1939.

Employment in the county also rose over the 9-year period between 1939 and 1948 for the above trades. Establishments in these trades reported a combined total of 422 paid employees for the workweek ended nearest November 15, 1948. This compared with a total of 173 employees reported for the week of November 15, 1939.

These preliminary figures have been derived from a Census report on Randall County, Texas, which also includes data for the city of Canyon and the part of the city of Amarillo located in Randall County. Final figures, superseding the preliminary data for Randall County, will be included in a Bulletin for the State of Texas to be issued in several months. Similar data will be made available this year in preliminary and final form for each of the counties and States. A single copy of the preliminary release for Randall County as well as an order blank for other area releases may be obtained by writing to the Bureau of the Census, Washington 25, D. C.

Table 1.—CENSUS OF BUSINESS PRELIMINARY RESULTS FOR 1948, BY TRADE GROUP  
RANDALL COUNTY, TEX.

Trade group and kind of business	Number of establishments	1948 sales and receipts (Thousand dollars)	Active proprietors of unincorporated businesses Nov. 1948	Paid employees, workweek ended nearest Nov. 15, 1948	
				Total employees <sup>1</sup>	Full workweek employees
RETAIL TRADE, total.....	102	7,392	115	304	248
Food group.....	19	1,305	21	36	30
Eating and drinking places.....	11	228	12	28	28
Gasoline service stations.....	23	841	25	36	26
All other retail stores.....	49	5,018	57	204	164
WHOLESALE TRADE.....	14	3,569	9	62	x
SELECTED SERVICE TRADES, <sup>2</sup> /total.....	43	330	49	56	52
Personal services.....	25	210	28	49	45
All other service trades.....	18	120	21	7	7
AMUSEMENTS.....	8	205	5	30	x

x Not available.

<sup>1</sup>/ Includes employees paid for less than the full workweek.

<sup>2</sup>/ See General Description on last page for changes from the 1939 Census of Business in the coverage of Service Trades.

Table 2.—CENSUS OF BUSINESS PRELIMINARY RESULTS FOR 1948 FOR CITIES OF 2,500 INHABITANTS OR MORE  
RANDALL COUNTY, TEX.

(Data omitted for trade groups where necessary to avoid disclosure)

City and trade group <sup>1</sup>	Number of establishments	1948 sales and receipts (Thousand dollars)	Active proprietors of unincorporated businesses Nov. 1948	Paid employees, workweek ended nearest Nov. 15, 1948	
				Total employees <sup>2</sup>	Full workweek employees
Amarillo (part):					
Retail trade.....	16	639	19	28	20
Canyon:					
Retail trade.....	65	4,998	73	185	160
Selected service trades..	33	261	37	47	43
Remainder of County: <sup>3/</sup>					
Retail trade.....	21	1,755	23	91	68

1/ See General Description on this page for changes from the 1939 Census of Business in the coverage of Service Trades.

2/ Includes employees paid for less than the full workweek.

3/ Includes figures for establishments not located in cities of 2,500 inhabitants or more.

### GENERAL DESCRIPTION OF PRELIMINARY RELEASES FOR THE 1948 CENSUS OF BUSINESS

This series of releases, of which one is planned for each county in the United States, presents preliminary results of the 1948 Census of Business. The information is based on reports submitted by business establishments for that Census. The figures shown are preliminary, and are subject to revision in the final Census publications, but the changes are expected to be relatively minor with respect to coverage. The final Census figures will be issued in a series of Business Census bulletins which will show additional detailed kind-of-business information for all places where there are a sufficient number of establishments.

The 1948 Census of Business was taken under the provision of the Act of June 19, 1948, which provides that the Business Census be taken for 1948 and for each fifth year thereafter. Previous Business Censuses were taken for the years 1929, 1933, 1935, and 1939.

**Scope of the Census.**—The 1948 Census of Business covered all establishments in the following trades, as defined by the Standard Industrial Classification Manual, May 1949 issue, of the Executive Office of the President: all retail trades; all wholesale trades; all service trades in the following four groups—personal services, business services, automobile repairs and services, and miscellaneous repair services; hotels; tourist courts and camps; and amusements, including motion picture theaters. Some important services not covered are radio broadcasting and television, medical and health, legal, educational, nonprofit, accounting, and domestic services.

This coverage is similar to that of the 1939 Business Census. However, "custom trades" and "services incidental to transportation," which are no longer included in the standard classification of the service trades, are not covered by the 1948 Census. In a number of localities, these exclusions as well as

other changes in the standard classification may have a considerable effect in comparing 1948 with 1939 data, particularly with respect to establishment count.

**Establishment definition.**—For Census purposes, a business establishment is defined to include only enterprises conducted from a recognizable place of business, provided that the annual sales were in excess of \$5,000 for a wholesale trade establishment and \$500 for establishments in other trades. A detailed analysis of coverage will be provided in future Census of Business publications.

"Number of establishments" is the number of separate business locations, rather than the number of business companies or organizations, since the Census figures represent information reported separately for each business location or establishment. The establishment count reflects the number of places in business at the end of 1948 excluding administrative and executive offices of multiunit organizations, and "chain store" warehouses.

**Sales and receipts.**—"1948 sales and receipts" represents sales of merchandise and receipts from repairs and other services to customers. The figures reflect deductions for returned goods and allowances, but not for trade-in allowances; they exclude sales and excise taxes collected from customers and paid directly to any taxing agency.

**Proprietors.**—"Active proprietors..." represents owners and partners of unincorporated businesses who devoted the major portion of their time to the business in November 1948.

**Employment.**—"Number of paid employees..." represents all employees on the pay roll for the pay period ending nearest November 15, 1948. "Full workweek" employees, whether regular or seasonal, are those who in the November 15 pay period were paid for working at least the number of hours typically worked in a week by employees of the reporting establishment.

# 1948 CENSUS OF BUSINESS

RETAIL, WHOLESALE, SERVICE TRADES

U. S. DEPARTMENT OF COMMERCE  
BUREAU OF THE CENSUS

## PRELIMINARY

For Release May 3, 1950

Release Series BC-1P-42-192

### REAGAN COUNTY, TEX.

Retail, wholesale, and service establishments located in Reagan County, Texas, showed a substantial expansion in dollar volume of trade from 1939 to 1948 according to preliminary figures from the 1948 Census of Business released today by the Bureau of the Census, U. S. Department of Commerce.

Retail sales in the county during 1948 aggregated \$3.9 million, an increase of 550 percent over the \$0.6 million in 1939, when the preceding Census of Business was taken. Wholesale sales in the county reached a total of \$1.2 million in 1948 as compared with \$0.4 million in 1939. The service trades included in the Census of Business recorded receipts totaling \$99,000 in 1948 compared with \$26,000 in 1939.

Employment in the county also rose over the 9-year period between 1939 and 1948 for the above trades. Establishments in these trades reported a combined total of 191 paid employees for the workweek ended nearest November 15, 1948. This compared with a total of 61 employees reported for the week of November 15, 1939.

These preliminary figures have been derived from a Census report on Reagan County, Texas. Final figures, superseding the preliminary data for Reagan County, will be included in a Bulletin for the State of Texas to be issued in several months. Similar data will be made available this year in preliminary and final form for each of the counties and States. A single copy of the preliminary release for Reagan County as well as an order blank for other area releases may be obtained by writing to the Bureau of the Census, Washington 25, D. C.

Table 1.—CENSUS OF BUSINESS PRELIMINARY RESULTS FOR 1948, BY TRADE GROUP

### REAGAN COUNTY, TEX.

Trade group and kind of business	Number of establishments	1948 sales and receipts (Thousand dollars)	Active proprietors of unincorporated businesses Nov. 1948	Paid employees, workweek ended nearest Nov. 15, 1948	
				Total employees <sup>1</sup>	Full workweek employees
RETAIL TRADE, total.....	56	3,948	62	168	131
Food group.....	9	777	9	16	14
Eating and drinking places.....	10	283	10	45	36
Gasoline service stations.....	6	364	10	14	9
All other retail stores.....	31	2,524	33	93	72
WHOLESALE TRADE.....	5	1,203	3	10	x
SELECTED SERVICE TRADES <sup>2/</sup> .....	13	99	15	13	9

x Not available.

<sup>1/</sup> Includes employees paid for less than the full workweek.

<sup>2/</sup> See General Description on last page for changes from the 1939 Census of Business in the coverage of Service Trades.

## GENERAL DESCRIPTION OF PRELIMINARY RELEASES FOR THE 1948 CENSUS OF BUSINESS

This series of releases, of which one is planned for each county in the United States, presents preliminary results of the 1948 Census of Business. The information is based on reports submitted by business establishments for that Census. The figures shown are preliminary, and are subject to revision in the final Census publications, but the changes are expected to be relatively minor with respect to coverage. The final Census figures will be issued in a series of Business Census bulletins which will show additional detailed kind-of-business information for all places where there are a sufficient number of establishments.

The 1948 Census of Business was taken under the provision of the Act of June 19, 1948, which provides that the Business Census be taken for 1948 and for each fifth year thereafter. Previous Business Censuses were taken for the years 1929, 1933, 1935, and 1939.

*Scope of the Census.*—The 1948 Census of Business covered all establishments in the following trades, as defined by the Standard Industrial Classification Manual, May 1949 issue, of the Executive Office of the President: all retail trades; all wholesale trades; all service trades in the following four groups—personal services, business services, automobile repairs and services, and miscellaneous repair services; hotels; tourist courts and camps; and amusements, including motion picture theaters. Some important services not covered are radio broadcasting and television, medical and health, legal, educational, nonprofit, accounting, and domestic services.

This coverage is similar to that of the 1939 Business Census. However, "custom trades" and "services incidental to transportation," which are no longer included in the standard classification of the service trades, are not covered by the 1948 Census. In a number of localities, these exclusions as well as other changes in the standard classification may have a considerable effect in comparing

1948 with 1939 data, particularly with respect to establishment count.

*Establishment definition.*—For Census purposes, a business establishment is defined to include only enterprises conducted from a recognizable place of business, provided that the annual sales were in excess of \$5,000 for a wholesale trade establishment and \$500 for establishments in other trades. A detailed analysis of coverage will be provided in future Census of Business publications.

"Number of establishments" is the number of separate business locations, rather than the number of business companies or organizations, since the Census figures represent information reported separately for each business location or establishment. The establishment count reflects the number of places in business at the end of 1948 excluding administrative and executive offices of multiunit organizations, and "chain store" warehouses.

*Sales and receipts.*—"1948 sales and receipts" represents sales of merchandise and receipts from repairs and other services to customers. The figures reflect deductions for returned goods and allowances, but not for trade-in allowances; they exclude sales and excise taxes collected from customers and paid directly to any taxing agency.

*Proprietors.*—"Active proprietors..." represents owners and partners of unincorporated businesses who devoted the major portion of their time to the business in November 1948.

*Employment.*—"Number of paid employees..." represents all employees on the pay roll for the pay period ending nearest November 15, 1948. "Full workweek" employees, whether regular or seasonal, are those who in the November 15 pay period were paid for working at least the number of hours typically worked in a week by employees of the reporting establishment.

# 1948 CENSUS OF BUSINESS

RETAIL, WHOLESALE, SERVICE TRADES

U. S. DEPARTMENT OF COMMERCE  
BUREAU OF THE CENSUS

## PRELIMINARY

For Release May 1, 1950

Release Series BC-1P-42-193

### REAL COUNTY, TEX.

Retail and service establishments located in Real County, Texas, showed a substantial expansion in dollar volume of trade from 1939 to 1948 according to preliminary figures from the 1948 Census of Business released today by the Bureau of the Census, U. S. Department of Commerce.

Retail sales in the county during 1948 aggregated \$1.0 million, an increase of 233 percent over the \$0.3 million in 1939, when the preceding Census of Business was taken. The service trades included in the Census of Business recorded receipts totaling \$13,000 in 1948 compared with \$6,000 in 1939.

Employment in the county also rose over the 9-year period between 1939 and 1948 for the above trades. Establishments in these trades reported a combined total of 28 paid employees for the workweek ended nearest November 15, 1948. This compared with a total of 26 employees reported for the week of November 15, 1939.

These preliminary figures have been derived from a Census report on Real County, Texas. Final figures, superseding the preliminary data for Real County, will be included in a Bulletin for the State of Texas to be issued in several months. Similar data will be made available this year in preliminary and final form for each of the counties and States. A single copy of the preliminary release for Real County as well as an order blank for other area releases may be obtained by writing to the Bureau of the Census, Washington 25, D. C.

Table 1.—CENSUS OF BUSINESS PRELIMINARY RESULTS FOR 1948, BY TRADE GROUP  
REAL COUNTY, TEX.

Trade group and kind of business	Number of establishments	1948 sales and receipts (Thousand dollars)	Active proprietors of unincorporated businesses Nov. 1948	Paid employees, workweek ended nearest Nov. 15, 1948	
				Total employees <sup>1</sup>	Full workweek employees
RETAIL TRADE, total.....	34	1,014	32	26	23
Food group.....	10	356	10	2	2
Gasoline service stations.....	8	160	7	7	5
All other retail stores.....	16	498	15	17	16
SELECTED SERVICE TRADES <sup>2/</sup> .....	5	13	5	2	2

<sup>1/</sup> Includes employees paid for less than the full workweek.

<sup>2/</sup> See General Description on last page for changes from the 1939 Census of Business in the coverage of Service Trades.

## GENERAL DESCRIPTION OF PRELIMINARY RELEASES FOR THE 1948 CENSUS OF BUSINESS

This series of releases, of which one is planned for each county in the United States, presents preliminary results of the 1948 Census of Business. The information is based on reports submitted by business establishments for that Census. The figures shown are preliminary, and are subject to revision in the final Census publications, but the changes are expected to be relatively minor with respect to coverage. The final Census figures will be issued in a series of Business Census bulletins which will show additional detailed kind-of-business information for all places where there are a sufficient number of establishments.

The 1948 Census of Business was taken under the provision of the Act of June 19, 1948, which provides that the Business Census be taken for 1948 and for each fifth year thereafter. Previous Business Censuses were taken for the years 1929, 1933, 1935, and 1939.

*Scope of the Census.*—The 1948 Census of Business covered all establishments in the following trades, as defined by the Standard Industrial Classification Manual, May 1949 issue, of the Executive Office of the President: all retail trades; all wholesale trades; all service trades in the following four groups—personal services, business services, automobile repairs and services, and miscellaneous repair services; hotels; tourist courts and camps; and amusements, including motion picture theaters. Some important services not covered are radio broadcasting and television, medical and health, legal, educational, nonprofit, accounting, and domestic services.

This coverage is similar to that of the 1939 Business Census. However, "custom trades" and "services incidental to transportation," which are no longer included in the standard classification of the service trades, are not covered by the 1948 Census. In a number of localities, these exclusions as well as other changes in the standard classification may have a considerable effect in comparing

1948 with 1939 data, particularly with respect to establishment count.

*Establishment definition.*—For Census purposes, a business establishment is defined to include only enterprises conducted from a recognizable place of business, provided that the annual sales were in excess of \$5,000 for a wholesale trade establishment and \$500 for establishments in other trades. A detailed analysis of coverage will be provided in future Census of Business publications.

"Number of establishments" is the number of separate business locations, rather than the number of business companies or organizations, since the Census figures represent information reported separately for each business location or establishment. The establishment count reflects the number of places in business at the end of 1948 excluding administrative and executive offices of multiunit organizations, and "chain store" warehouses.

*Sales and receipts.*—"1948 sales and receipts" represents sales of merchandise and receipts from repairs and other services to customers. The figures reflect deductions for returned goods and allowances, but not for trade-in allowances; they exclude sales and excise taxes collected from customers and paid directly to any taxing agency.

*Proprietors.*—"Active proprietors..." represents owners and partners of unincorporated businesses who devoted the major portion of their time to the business in November 1948.

*Employment.*—"Number of paid employees..." represents all employees on the pay roll for the pay period ending nearest November 15, 1948. "Full workweek" employees, whether regular or seasonal, are those who in the November 15 pay period were paid for working at least the number of hours typically worked in a week by employees of the reporting establishment.

# 1948 CENSUS OF BUSINESS

RETAIL, WHOLESALE, SERVICE TRADES

U. S. DEPARTMENT OF COMMERCE  
BUREAU OF THE CENSUS

## PRELIMINARY

For Release May 8, 1950

Release Series BC-1P-42-194

### RED RIVER COUNTY, TEX.

Retail, wholesale, and service establishments located in Red River County, Texas, showed a substantial expansion in dollar volume of trade from 1939 to 1948 according to preliminary figures from the 1948 Census of Business released today by the Bureau of the Census, U. S. Department of Commerce.

Retail sales in the county during 1948 aggregated \$10.1 million, an increase of 166 percent over the \$3.8 million in 1939, when the preceding census of Business was taken. Wholesale sales in the county reached a total of \$2.7 million in 1948 as compared with \$1.5 million in 1939. The service trades included in the Census of Business recorded receipts totaling \$371,000 in 1948 compared with \$147,000 in 1939.

Employment in the county also rose over the 9-year period between 1939 and 1948 for the above trades. Establishments in these trades reported a combined total of 689 paid employees for the workweek ended nearest November 15, 1948. This compared with a total of 555 employees reported for the week of November 15, 1939.

These preliminary figures have been derived from a Census report on Red River County, Texas, which also includes data for the city of Clarksville. Final figures, superseding the preliminary data for Red River County, will be included in a Bulletin for the State of Texas to be issued in several months. Similar data will be made available this year in preliminary and final form for each of the counties and States. A single copy of the preliminary release for Red River County as well as an order blank for other area releases may be obtained by writing to the Bureau of the Census, Washington 25, D. C.

Table 1.—CENSUS OF BUSINESS PRELIMINARY RESULTS FOR 1948, BY TRADE GROUP

### RED RIVER COUNTY, TEX.

Trade group and kind of business	Number of establishments	1948 sales and receipts (Thousand dollars)	Active proprietors of unincorporated businesses Nov. 1948	Paid employees, workweek ended nearest Nov. 15, 1948	
				Total employees <sup>1</sup>	Full workweek employees
RETAIL TRADE, total.....	258	10,072	268	531	404
Food group.....	100	3,039	105	75	53
Eating and drinking places.....	24	364	27	84	62
General merchandise grp, general stores.	34	1,545	35	92	57
Furniture-home furnishgs-appliance grp.	10	366	6	30	22
Automotive group.....	13	1,628	17	73	70
Gasoline service stations.....	35	527	35	32	28
Lumber-building-hardware group.....	13	1,326	12	59	53
Drug and proprietary stores.....	10	416	14	32	22
All other retail stores.....	19	861	17	54	37
WHOLESALE TRADE.....	15	2,691	15	86	x
SELECTED SERVICE TRADES, <sup>2/</sup> total.....	61	371	70	72	59
Personal services.....	32	238	36	54	45
All other service trades.....	29	133	34	18	14

x Not available.

<sup>1/</sup> Includes employees paid for less than the full workweek.

<sup>2/</sup> See General Description on last page for changes from the 1939 Census of Business in the coverage of Service Trades.

Table 1.—CENSUS OF BUSINESS PRELIMINARY RESULTS FOR 1948, BY TRADE GROUP

## RED RIVER COUNTY, TEX.

Trade group and kind of business	Number of establishments	1948 sales and receipts (Thousand dollars)	Active proprietors of unincorporated businesses Nov. 1948	Paid employees, workweek ended nearest Nov. 15, 1948	
				Total employees <sup>1</sup>	Full workweek employees
Clarksville:					
Retail trade.....	109	6,928	114	422	327
Selected service trades.....	25	218	30	50	43
Remainder of county:					
Retail trade.....	149	3,144	154	109	77
Selected service trades.....	36	153	40	22	16

- 1/ See General Description on this page for changes from the 1939 Census of Business in the coverage of Service Trades.  
 2/ Includes employees paid for less than the full workweek.

## GENERAL DESCRIPTION OF PRELIMINARY RELEASES FOR THE 1948 CENSUS OF BUSINESS

This series of releases, of which one is planned for each county in the United States, presents preliminary results of the 1948 Census of Business. The information is based on reports submitted by business establishments for that Census. The figures shown are preliminary, and are subject to revision in the final Census publications, but the changes are expected to be relatively minor with respect to coverage. The final Census figures will be issued in a series of Business Census bulletins which will show additional detailed kind-of-business information for all places where there are a sufficient number of establishments.

The 1948 Census of Business was taken under the provision of the Act of June 19, 1948, which provides that the Business Census be taken for 1948 and for each fifth year thereafter. Previous Business Censuses were taken for the years 1929, 1933, 1935, and 1939.

**Scope of the Census.**—The 1948 Census of Business covered all establishments in the following trades, as defined by the Standard Industrial Classification Manual, May 1949 issue, of the Executive Office of the President: all retail trades; all wholesale trades; all service trades in the following four groups—personal services, business services, automobile repairs and services, and miscellaneous repair services; hotels; tourist courts and camps; and amusements, including motion picture theaters. Some important services not covered are radio broadcasting and television, medical and health, legal, educational, nonprofit, accounting, and domestic services.

This coverage is similar to that of the 1939 Business Censuses. However, "custom trades" and "services incidental to transportation," which are no longer included in the standard classification of the service trades, are not covered by the 1948 Census. In a number of localities, these exclusions as well as

other changes in the standard classification may have a considerable effect in comparing 1948 with 1939 data, particularly with respect to establishment count.

**Establishment definition.**—For Census purposes, a business establishment is defined to include only enterprises conducted from a recognizable place of business, provided that the annual sales were in excess of \$5,000 for a wholesale trade establishment and \$500 for establishments in other trades. A detailed analysis of coverage will be provided in future Census of Business publications.

"Number of establishments" is the number of separate business locations, rather than the number of business companies or organizations, since the Census figures represent information reported separately for each business location or establishment. The establishment count reflects the number of places in business at the end of 1948 excluding administrative and executive offices of multiunit organizations, and "chain store" warehouses.

**Sales and receipts.**—"1948 sales and receipts" represents sales of merchandise and receipts from repairs and other services to customers. The figures reflect deductions for returned goods and allowances, but not for trade-in allowances; they exclude sales and excise taxes collected from customers and paid directly to any taxing agency.

**Proprietors.**—"Active proprietors..." represents owners and partners of unincorporated businesses who devoted the major portion of their time to the business in November 1948.

**Employment.**—"Number of paid employees..." represents all employees on the pay roll for the pay period ending nearest November 15, 1948. "Full workweek" employees, whether regular or seasonal, are those who in the November 15 pay period were paid for working at least the number of hours typically worked in a week by employees of the reporting establishment.



# 1948 CENSUS OF BUSINESS

RETAIL, WHOLESALE, SERVICE TRADES

U. S. DEPARTMENT OF COMMERCE  
BUREAU OF THE CENSUS

## PRELIMINARY

For Release May 1, 1950

Release Series BC-1P-42-195

### REEVES COUNTY, TEX.

Retail, wholesale, and service establishments located in Reeves County, Texas, showed a substantial expansion in dollar volume of trade from 1939 to 1948 according to preliminary figures from the 1948 Census of Business released today by the Bureau of the Census, U. S. Department of Commerce.

Retail sales in the county during 1948 aggregated \$12.5 million, an increase of 238 percent over the \$3.7 million in 1939, when the preceding Census of Business was taken. Wholesale sales in the county reached a total of \$5.0 million in 1948 as compared with \$1.9 million in 1939. The service trades included in the Census of Business recorded receipts totaling \$589,000 in 1948 compared with \$194,000 in 1939.

Employment in the county also rose over the 9-year period between 1939 and 1948 for the above trades. Establishments in these trades reported a combined total of 747 paid employees for the workweek ended nearest November 15, 1948. This compared with a total of 512 employees reported for the week of November 15, 1939.

These preliminary figures have been derived from a Census report on Reeves County, Texas, which also includes data for the city of Pecos. Final figures, superseding the preliminary data for Reeves County, will be included in a Bulletin for the State of Texas to be issued in several months. Similar data will be made available this year in preliminary and final form for each of the counties and States. A single copy of the preliminary release for Reeves County as well as an order blank for other area releases may be obtained by writing to the Bureau of the Census, Washington 25, D. C.

Table 1.—CENSUS OF BUSINESS PRELIMINARY RESULTS FOR 1948, BY TRADE GROUP

### REEVES COUNTY, TEX.

Trade group and kind of business	Number of establishments	1948 sales and receipts (Thousand dollars)	Active proprietors of unincorporated businesses Nov. 1948	Paid employees, workweek ended nearest Nov. 15, 1948	
				Total employees <sup>1</sup>	Full workweek employees
RETAIL TRADE, total.....	176	12,464	172	590	529
Food group.....	33	3,305	35	105	100
Eating and drinking places.....	38	817	35	125	111
Apparel group.....	7	612	7	33	29
Furniture-home furnishings-appliance grp.	5	346	1	19	13
Automotive group.....	14	2,736	18	93	93
Gasoline service stations.....	27	762	27	50	45
Lumber-building-hardware group.....	11	1,340	7	45	42
Drug and proprietary stores.....	7	318	11	14	14
All other retail stores.....	34	2,228	31	106	82
WHOLESALE TRADE.....	16	4,985	11	71	x
SELECTED SERVICE TRADES, <sup>2</sup> total.....	43	589	46	86	84
Personal services.....	28	389	28	75	74
All other service trades.....	15	200	18	11	10
TOURIST COURTS AND CAMPS.....	12	135	11	12	12

x Not available.

<sup>1</sup>/ Includes employees paid for less than the full workweek.

<sup>2</sup>/ See General Description on last page for changes from the 1939 Census of Business in the coverage of Service Trades.

Table 2.—CENSUS OF BUSINESS PRELIMINARY RESULTS FOR 1948 FOR CITIES OF 2,500 INHABITANTS OR MORE  
REEVES COUNTY, TEX.

(Data omitted for trade groups where necessary to avoid disclosure)

City and trade group	Number of establishments	1948 sales and receipts (Thousand dollars)	Active proprietors of unincorporated businesses Nov. 1948	Paid employees, workweek ended nearest Nov. 15, 1948	
				Total employees <sup>1/</sup>	Full workweek employees
<b>Pecos:</b>					
Retail trade.....	143	11,419	140	546	489
<b>Remainder of county:</b>					
Retail trade.....	33	1,045	32	44	40

<sup>1/</sup> Includes employees paid for less than the full workweek.

GENERAL DESCRIPTION OF PRELIMINARY RELEASES FOR THE 1948 CENSUS OF BUSINESS

This series of releases, of which one is planned for each county in the United States, presents preliminary results of the 1948 Census of Business. The information is based on reports submitted by business establishments for that Census. The figures shown are preliminary, and are subject to revision in the final Census publications, but the changes are expected to be relatively minor with respect to coverage. The final Census figures will be issued in a series of Business Census bulletins which will show additional detailed kind-of-business information for all places where there are a sufficient number of establishments.

The 1948 Census of Business was taken under the provision of the Act of June 19, 1948, which provides that the Business Census be taken for 1948 and for each fifth year thereafter. Previous Business Censuses were taken for the years 1929, 1933, 1935, and 1939.

*Scope of the Census.*—The 1948 Census of Business covered all establishments in the following trades, as defined by the Standard Industrial Classification Manual, May 1949 issue, of the Executive Office of the President: all retail trades; all wholesale trades; all service trades in the following four groups—personal services, business services, automobile repairs and services, and miscellaneous repair services; hotels; tourist courts and camps; and amusements, including motion picture theaters. Some important services not covered are radio broadcasting and television, medical and health, legal, educational, nonprofit, accounting, and domestic services.

This coverage is similar to that of the 1939 Business Census. However, "custom trades" and "services incidental to transportation," which are no longer included in the standard classification of the service trades, are not covered by the 1948 Census. In a number of localities, these exclusions as well as other changes in the standard classification may have

a considerable effect in comparing 1948 with 1939 data, particularly with respect to establishment count.

*Establishment definition.*—For Census purposes, a business establishment is defined to include only enterprises conducted from a recognizable place of business, provided that the annual sales were in excess of \$5,000 for a wholesale trade establishment and \$500 for establishments in other trades. A detailed analysis of coverage will be provided in future Census of Business publications.

"Number of establishments" is the number of separate business locations, rather than the number of business companies or organizations, since the Census figures represent information reported separately for each business location or establishment. The establishment count reflects the number of places in business at the end of 1948 excluding administrative and executive offices of multiunit organizations, and "chain store" warehouses.

*Sales and receipts.*—"1948 sales and receipts" represents sales of merchandise and receipts from repairs and other services to customers. The figures reflect deductions for returned goods and allowances, but not for trade-in allowances; they exclude sales and excise taxes collected from customers and paid directly to any taxing agency.

*Proprietors.*—"Active proprietors..." represents owners and partners of unincorporated businesses who devoted the major portion of their time to the business in November 1948.

*Employment.*—"Number of paid employees..." represents all employees on the pay roll for the pay period ending nearest November 15, 1948. "Full workweek" employees, whether regular or seasonal, are those who in the November 15 pay period were paid for working at least the number of hours typically worked in a week by employees of the reporting establishment.

# 1948 CENSUS OF BUSINESS

RETAIL, WHOLESALE, SERVICE TRADES

U. S. DEPARTMENT OF COMMERCE  
BUREAU OF THE CENSUS

## PRELIMINARY

For Release May 1, 1950

Release Series BC-1P- 42-196

### REFUGIO COUNTY, TEX.

Retail, wholesale, and service establishments located in Refugio County, Texas, showed a substantial expansion in dollar volume of trade from 1939 to 1948 according to preliminary figures from the 1948 Census of Business released today by the Bureau of the Census, U. S. Department of Commerce.

Retail sales in the county during 1948 aggregated \$7.4 million, an increase of 131 percent over the \$3.2 million in 1939, when the preceding Census of Business was taken. Wholesale sales in the county reached a total of \$3.7 million in 1948 as compared with \$1.8 million in 1939. The service trades included in the Census of Business recorded receipts totaling \$457,000 in 1948 compared with \$129,000 in 1939.

Employment in the county also rose over the 9-year period between 1939 and 1948 for the above trades. Establishments in these trades reported a combined total of 482 paid employees for the workweek ended nearest November 15, 1948. This compared with a total of 442 employees reported for the week of November 15, 1939.

These preliminary figures have been derived from a Census report on Refugio County, Texas, which also includes data for the city of Refugio. Final figures, superseding the preliminary data for Refugio County, will be included in a Bulletin for the State of Texas to be issued in several months. Similar data will be made available this year in preliminary and final form for each of the counties and States. A single copy of the preliminary release for Refugio County as well as an order blank for other area releases may be obtained by writing to the Bureau of the Census, Washington 25, D. C.

Table 1.—CENSUS OF BUSINESS PRELIMINARY RESULTS FOR 1948, BY TRADE GROUP

### REFUGIO COUNTY, TEX.

Trade group and kind of business	Number of establishments	1948 sales and receipts (Thousand dollars)	Active proprietors of unincorporated businesses Nov. 1948	Paid employees, workweek ended nearest Nov. 15, 1948	
				Total employees <sup>1</sup>	Full workweek employees
RETAIL TRADE, total.....	153	7,397	139	362	335
Food group.....	35	2,154	30	67	59
Eating and drinking places.....	40	745	42	75	71
General merchandise grp, general stores.	9	369	7	24	20
Apparel group.....	5	366	3	10	10
Furniture-home furnishgs-appliance grp.	6	184	6	11	10
Automotive group.....	7	1,122	8	59	59
Gasoline service stations.....	18	634	17	35	34
Lumber-building-hardware group.....	10	963	6	51	48
Drug and proprietary stores.....	6	382	5	20	18
All other retail stores.....	17	478	15	10	6
WHOLESALE TRADE.....	14	3,699	7	42	x
SELECTED SERVICE TRADES, <sup>2</sup> /total.....	37	457	35	78	50
Personal services.....	23	158	22	38	34
All other service trades.....	14	299	13	40	16

x Not available.

<sup>1</sup>/ Includes employees paid for less than the full workweek.

<sup>2</sup>/ See General Description on last page for changes from the 1939 Census of Business in the coverage of Service Trades.

Table 2.—CENSUS OF BUSINESS PRELIMINARY RESULTS FOR 1948 FOR CITIES OF 2,500 INHABITANTS OR MORE  
REFUGIO COUNTY, TEX.

(Data omitted for trade groups where necessary to avoid disclosure)

City and trade group <sup>1</sup>	Number of establishments	1948 sales and receipts (Thousand dollars)	Active proprietors of unincorporated businesses Nov. 1948	Paid employees, workweek ended nearest Nov. 15, 1948	
				Total employees <sup>2</sup>	Full workweek employees
Refugio:					
Retail trade.....	70	4,485	64	232	221
Selected service trades....	21	345	21	63	37
Remainder of county:					
Retail trade.....	83	2,912	75	130	114
Selected service trades....	16	112	14	15	13

1/ See General Description on this page for changes from the 1939 Census of Business in the coverage of Service Trades.

2/ Includes employees paid for less than the full workweek.

### GENERAL DESCRIPTION OF PRELIMINARY RELEASES FOR THE 1948 CENSUS OF BUSINESS

This series of releases, of which one is planned for each county in the United States, presents preliminary results of the 1948 Census of Business. The information is based on reports submitted by business establishments for that Census. The figures shown are preliminary, and are subject to revision in the final Census publications, but the changes are expected to be relatively minor with respect to coverage. The final Census figures will be issued in a series of Business Census bulletins which will show additional detailed kind-of-business information for all places where there are a sufficient number of establishments.

The 1948 Census of Business was taken under the provision of the Act of June 19, 1948, which provides that the Business Census be taken for 1948 and for each fifth year thereafter. Previous Business Censuses were taken for the years 1929, 1933, 1935, and 1939.

**Scope of the Census.**—The 1948 Census of Business covered all establishments in the following trades, as defined by the Standard Industrial Classification Manual, May 1949 issue, of the Executive Office of the President: all retail trades; all wholesale trades; all service trades in the following four groups—personal services, business services, automobile repairs and services, and miscellaneous repair services; hotels; tourist courts and camps; and amusements, including motion picture theaters. Some important services not covered are radio broadcasting and television, medical and health, legal, educational, nonprofit, accounting, and domestic services.

This coverage is similar to that of the 1939 Business Census. However, "custom trades" and "services incidental to transportation," which are no longer included in the standard classification of the service trades, are not covered by the 1948 Census. In a number of localities, these exclusions as well as

other changes in the standard classification may have a considerable effect in comparing 1948 with 1939 data, particularly with respect to establishment count.

**Establishment definition.**—For Census purposes, a business establishment is defined to include only enterprises conducted from a recognizable place of business, provided that the annual sales were in excess of \$5,000 for a wholesale trade establishment and \$500 for establishments in other trades. A detailed analysis of coverage will be provided in future Census of Business publications.

"Number of establishments" is the number of separate business locations, rather than the number of business companies or organizations, since the Census figures represent information reported separately for each business location or establishment. The establishment count reflects the number of places in business at the end of 1948 excluding administrative and executive offices of multiunit organizations, and "chain store" warehouses.

**Sales and receipts.**—"1948 sales and receipts" represents sales of merchandise and receipts from repairs and other services to customers. The figures reflect deductions for returned goods and allowances, but not for trade-in allowances; they exclude sales and excise taxes collected from customers and paid directly to any taxing agency.

**Proprietors.**—"Active proprietors..." represents owners and partners of unincorporated businesses who devoted the major portion of their time to the business in November 1948.

**Employment.**—"Number of paid employees..." represents all employees on the pay roll for the pay period ending nearest November 15, 1948. "Full workweek" employees, whether regular or seasonal, are those who in the November 15 pay period were paid for working at least the number of hours typically worked in a week by employees of the reporting establishment.

# 1948 CENSUS OF BUSINESS

RETAIL, WHOLESALE, SERVICE TRADES

U. S. DEPARTMENT OF COMMERCE  
BUREAU OF THE CENSUS

## PRELIMINARY

For Release May 1, 1950

Release Series BC-1P-42-197

### ROBERTS COUNTY, TEX.

Retail and service establishments located in Roberts County, Texas, showed an expansion in dollar volume of trade from 1939 to 1948 according to preliminary figures from the 1948 Census of Business released today by the Bureau of the Census, U. S. Department of Commerce.

Retail sales in the county during 1948 aggregated \$725,000, an increase of 64 percent over the \$443,000 in 1939, when the preceding Census of Business was taken. The service trades included in the Census of Business recorded receipts totaling \$14,000 in 1948 compared with \$11,000 in 1939.

Employment in the county decreased over the 9-year period between 1939 and 1948 for the above trades. Establishments in these trades reported a combined total of 29 paid employees for the workweek ended nearest November 15, 1948. This compared with a total of 42 employees reported for the week of November 15, 1939.

These preliminary figures have been derived from a Census report on Roberts County, Texas. Final figures, superseding the preliminary data for Roberts County, will be included in a Bulletin for the State of Texas to be issued in several months. Similar data will be made available this year in preliminary and final form for each of the counties and States. A single copy of the preliminary release for Roberts County as well as an order blank for other area releases may be obtained by writing to the Bureau of the Census, Washington 25, D. C.

Table 1.—CENSUS OF BUSINESS PRELIMINARY RESULTS FOR 1948, BY TRADE GROUP  
ROBERTS COUNTY, TEX.

Trade group and kind of business	Number of establishments	1948 sales and receipts (Thousand dollars)	Active proprietors of unincorporated businesses Nov. 1948	Paid employees, workweek ended nearest Nov. 15, 1948	
				Total employees <sup>1</sup>	Full workweek employees
RETAIL TRADE, total.....	19	725	17	28	19
Gasoline service stations.....	5	134	4	6	6
All other retail stores.....	14	591	13	22	13
SELECTED SERVICE TRADES <sup>2/</sup> .....	5	14	4	1	1

<sup>1/</sup> Includes employees paid for less than the full workweek.

<sup>2/</sup> See General Description on last page for changes from the 1939 Census of Business in the coverage of Service Trades.

GENERAL DESCRIPTION OF PRELIMINARY RELEASES FOR THE  
1948 CENSUS OF BUSINESS

This series of releases, of which one is planned for each county in the United States, presents preliminary results of the 1948 Census of Business. The information is based on reports submitted by business establishments for that Census. The figures shown are preliminary, and are subject to revision in the final Census publications, but the changes are expected to be relatively minor with respect to coverage. The final Census figures will be issued in a series of Business Census bulletins which will show additional detailed kind-of-business information for all places where there are a sufficient number of establishments.

The 1948 Census of Business was taken under the provision of the Act of June 19, 1948, which provides that the Business Census be taken for 1948 and for each fifth year thereafter. Previous Business Censuses were taken for the years 1929, 1933, 1935, and 1939.

*Scope of the Census.*—The 1948 Census of Business covered all establishments in the following trades, as defined by the Standard Industrial Classification Manual, May 1949 issue, of the Executive Office of the President: all retail trades; all wholesale trades; all service trades in the following four groups—personal services, business services, automobile repairs and services, and miscellaneous repair services; hotels; tourist courts and camps; and amusements, including motion picture theaters. Some important services not covered are radio broadcasting and television, medical and health, legal, educational, nonprofit, accounting, and domestic services.

This coverage is similar to that of the 1939 Business Census. However, "custom trades" and "services incidental to transportation," which are no longer included in the standard classification of the service trades, are not covered by the 1948 Census. In a number of localities, these exclusions as well as other changes in the standard classification may have a considerable effect in comparing

1948 with 1939 data, particularly with respect to establishment count.

*Establishment definition.*—For Census purposes, a business establishment is defined to include only enterprises conducted from a recognizable place of business, provided that the annual sales were in excess of \$5,000 for a wholesale trade establishment and \$500 for establishments in other trades. A detailed analysis of coverage will be provided in future Census of Business publications.

"Number of establishments" is the number of separate business locations, rather than the number of business companies or organizations, since the Census figures represent information reported separately for each business location or establishment. The establishment count reflects the number of places in business at the end of 1948 excluding administrative and executive offices of multiunit organizations, and "chain store" warehouses.

*Sales and receipts.*—"1948 sales and receipts" represents sales of merchandise and receipts from repairs and other services to customers. The figures reflect deductions for returned goods and allowances, but not for trade-in allowances; they exclude sales and excise taxes collected from customers and paid directly to any taxing agency.

*Proprietors.*—"Active proprietors..." represents owners and partners of unincorporated businesses who devoted the major portion of their time to the business in November 1948.

*Employment.*—"Number of paid employees..." represents all employees on the pay roll for the pay period ending nearest November 15, 1948. "Full workweek" employees, whether regular or seasonal, are those who in the November 15 pay period were paid for working at least the number of hours typically worked in a week by employees of the reporting establishment.

# 1948 CENSUS OF BUSINESS

RETAIL, WHOLESALE, SERVICE TRADES

U. S. DEPARTMENT OF COMMERCE  
BUREAU OF THE CENSUS

## PRELIMINARY

For Release May 22, 1950

Release Series BC-1P-42-198

### ROBERTSON COUNTY, TEX.

Retail, wholesale, and service establishments located in Robertson County, Texas, showed a substantial expansion in dollar volume of trade from 1939 to 1948 according to preliminary figures from the 1948 Census of Business released today by the Bureau of the Census, U. S. Department of Commerce.

Retail sales in the county during 1948 aggregated \$11.3 million, an increase of 232 percent over the \$3.4 million in 1939, when the preceding Census of Business was taken. Wholesale sales in the county reached a total of \$2.8 million in 1948 as compared with \$1.9 million in 1939. The service trades included in the Census of Business recorded receipts totaling \$285,000 in 1948 compared with \$147,000 in 1939.

Employment in the county also rose over the 9-year period between 1939 and 1948 for the above trades. Establishments in these trades reported a combined total of 664 paid employees for the workweek ended nearest November 15, 1948. This compared with a total of 512 employees reported for the week of November 15, 1939.

These preliminary figures have been derived from a Census report on Robertson County, Texas, which also includes data for the city of Hearne. Final figures, superseding the preliminary data for Robertson County, will be included in a Bulletin for the State of Texas to be issued in several months. Similar data will be made available this year in preliminary and final form for each of the counties and States. A single copy of the preliminary release for Robertson County as well as an order blank for other area releases may be obtained by writing to the Bureau of the Census, Washington 25, D. C.

Table 1.—CENSUS OF BUSINESS PRELIMINARY RESULTS FOR 1948, BY TRADE GROUP  
ROBERTSON COUNTY, TEX.

Trade group and kind of business	Number of establishments	1948 sales and receipts (Thousand dollars)	Active proprietors of unincorporated businesses Nov. 1948	Paid employees, workweek ended nearest Nov. 15, 1948	
				Total employees <sup>1</sup>	Full workweek employees
RETAIL TRADE, total.....	277	11,303	257	578	469
Food group.....	87	3,367	81	108	69
Eating and drinking places.....	66	790	61	154	124
General merchandise grp, general stores.....	20	781	20	44	30
Apparel group.....	8	287	9	22	12
Furniture-home furnishgs-appliance grp.....	13	480	9	28	27
Automotive group.....	15	2,303	17	63	57
Gasoline service stations.....	31	873	27	34	30
Lumber-building-hardware group.....	15	1,628	12	75	73
Drug and proprietary stores.....	12	443	14	31	28
All other retail stores.....	10	351	7	19	19
WHOLESALE TRADE.....	17	2,809	15	38	x
SELECTED SERVICE TRADES, <sup>2</sup> /total.....	48	285	45	48	39
Personal services.....	33	186	31	34	26
All other service trades.....	15	99	14	14	13

x Not available.

<sup>1</sup>/ Includes employees paid for less than the full workweek.

<sup>2</sup>/ See General Description on last page for changes from the 1939 Census of Business in the coverage of Service Trades.

Table 2.—CENSUS OF BUSINESS PRELIMINARY RESULTS FOR 1948 FOR CITIES OF 2,500 INHABITANTS OR MORE

ROBERTSON COUNTY, TEX.

(Data omitted for trade groups where necessary to avoid disclosure)

City and trade group <sup>1</sup>	Number of establishments	1948 sales and receipts (Thousand dollars)	Active proprietors of unincorporated businesses Nov. 1948	Paid employees, workweek ended nearest Nov. 15, 1948	
				Total employees <sup>2</sup>	Full workweek employees
Hearne:					
Retail trade.....	105	5,633	103	296	247
Selected service trades....	18	133	15	25	21
Remainder of county:					
Retail trade.....	172	5,670	154	282	222
Selected service trades....	30	152	30	23	18

1/ See General Description on this page for changes for the 1939 Census of Business in the coverage of Service Trades.

2/ Includes employees paid for less than the full workweek.

GENERAL DESCRIPTION OF PRELIMINARY RELEASES FOR THE 1948 CENSUS OF BUSINESS

This series of releases, of which one is planned for each county in the United States, presents preliminary results of the 1948 Census of Business. The information is based on reports submitted by business establishments for that Census. The figures shown are preliminary, and are subject to revision in the final Census publications, but the changes are expected to be relatively minor with respect to coverage. The final Census figures will be issued in a series of Business Census bulletins which will show additional detailed kind-of-business information for all places where there are a sufficient number of establishments.

The 1948 Census of Business was taken under the provision of the Act of June 19, 1948, which provides that the Business Censuses be taken for 1948 and for each fifth year thereafter. Previous Business Censuses were taken for the years 1929, 1933, 1936, and 1939.

**Scope of the Census.**—The 1948 Census of Business covered all establishments in the following trades, as defined by the Standard Industrial Classification Manual, May 1949 issue, of the Executive Office of the President: all retail trades; all wholesale trades; all service trades in the following four groups—personal services, business services, automobile repairs and services, and miscellaneous repair services; hotels; tourist courts and camps; and amusements, including motion picture theaters. Some important services not covered are radio broadcasting and television, medical and health, legal, educational, nonprofit, accounting, and domestic services.

This coverage is similar to that of the 1939 Business Censuses. However, "custom trades" and "services incidental to transportation," which are no longer included in the standard classification of the service trades, are not covered by the 1948 Census. In a number of localities, these exclusions as well as

other changes in the standard classification may have a considerable effect in comparing 1948 with 1939 data, particularly with respect to establishment count.

**Establishment definition.**—For Census purposes, a business establishment is defined to include only enterprises conducted from a recognizable place of business, provided that the annual sales were in excess of \$5,000 for a wholesale trade establishment and \$500 for establishments in other trades. A detailed analysis of coverage will be provided in future Census of Business publications.

"Number of establishments" is the number of separate business locations, rather than the number of business companies or organizations, since the Census figures represent information reported separately for each business location or establishment. The establishment count reflects the number of places in business at the end of 1948 excluding administrative and executive offices of multiunit organizations, and "chain store" warehouses.

**Sales and receipts.**—"1948 sales and receipts" represents sales of merchandise and receipts from repairs and other services to customers. The figures reflect deductions for returned goods and allowances, but not for trade-in allowances; they exclude sales and excise taxes collected from customers and paid directly to any taxing agency.

**Proprietors.**—"Active proprietors..." represents owners and partners of unincorporated businesses who devoted the major portion of their time to the business in November 1948.

**Employment.**—"Number of paid employees..." represents all employees on the pay roll for the pay period ending nearest November 15, 1948. "Full workweek" employees, whether regular or seasonal, are those who in the November 15 pay period were paid for working at least the number of hours typically worked in a week by employees of the reporting establishment.



# 1948 CENSUS OF BUSINESS

RETAIL, WHOLESALE, SERVICE TRADES

U. S. DEPARTMENT OF COMMERCE  
BUREAU OF THE CENSUS

## PRELIMINARY

For Release May 1, 1950

Release Series BC-1P42-199

### ROCKWALL COUNTY, TEX.

Retail and service establishments located in Rockwall County, Texas, showed a substantial expansion in dollar volume of trade from 1939 to 1948 according to preliminary figures from the 1948 Census of Business released today by the Bureau of the Census, U. S. Department of Commerce.

Retail sales in the county during 1948 aggregated \$3.4 million, an increase of 240 percent over the \$1.0 million in 1939, when the preceding Census of Business was taken. The service trades included in the Census of Business recorded receipts totaling \$212,000 in 1948 compared with \$63,000 in 1939.

Employment in the county also rose over the 9-year period between 1939 and 1948 for the above trades. Establishments in these trades reported a combined total of 168 paid employees for the workweek ended nearest November 15, 1948. This compared with a total of 127 employees reported for the week of November 15, 1939.

These preliminary figures have been derived from a Census report on Rockwall County, Texas. Final figures, superseding the preliminary data for Rockwall County, will be included in a Bulletin for the State of Texas to be issued in several months. Similar data will be made available this year in preliminary and final form for each of the counties and States. A single copy of the preliminary release for Rockwall County as well as an order blank for other area releases may be obtained by writing to the Bureau of the Census, Washington 25, D. C.

Table 1.—CENSUS OF BUSINESS PRELIMINARY RESULTS FOR 1948, BY TRADE GROUP

### ROCKWALL COUNTY, TEX.

Trade group and kind of business	Number of establishments	1948 sales and receipts (Thousand dollars)	Active proprietors of unincorporated businesses Nov. 1948	Paid employees, workweek ended nearest Nov. 15, 1948	
				Total employees <sup>1</sup>	Full workweek employees
RETAIL TRADE, total.....	81	3,438	87	150	112
Food group.....	20	1,135	19	31	20
Eating and drinking places.....	9	131	12	20	15
Gasoline service stations.....	12	222	13	15	11
All other retail stores.....	40	1,950	43	84	66
SELECTED SERVICE TRADES, <sup>2</sup> /total.....	33	212	36	18	13
Personal services.....	21	123	23	9	9
All other service trades.....	12	89	13	9	4

<sup>1</sup>/ Includes employees paid for less than the full workweek.

<sup>2</sup>/ See General Description on last page for changes from the 1939 Census of Business in the coverage of Service Trades.

## GENERAL DESCRIPTION OF PRELIMINARY RELEASES FOR THE 1948 CENSUS OF BUSINESS

This series of releases, of which one is planned for each county in the United States, presents preliminary results of the 1948 Census of Business. The information is based on reports submitted by business establishments for that Census. The figures shown are preliminary, and are subject to revision in the final Census publications, but the changes are expected to be relatively minor with respect to coverage. The final Census figures will be issued in a series of Business Census bulletins which will show additional detailed kind-of-business information for all places where there are a sufficient number of establishments.

The 1948 Census of Business was taken under the provision of the Act of June 19, 1948, which provides that the Business Census be taken for 1948 and for each fifth year thereafter. Previous Business Censuses were taken for the years 1929, 1933, 1935, and 1939.

*Scope of the Census.*—The 1948 Census of Business covered all establishments in the following trades, as defined by the Standard Industrial Classification Manual, May 1949 issue, of the Executive Office of the President: all retail trades; all wholesale trades; all service trades in the following four groups—personal services, business services, automobile repairs and services, and miscellaneous repair services; hotels; tourist courts and camps; and amusements, including motion picture theaters. Some important services not covered are radio broadcasting and television, medical and health, legal, educational, nonprofit, accounting, and domestic services.

This coverage is similar to that of the 1939 Business Census. However, "custom trades" and "services incidental to transportation," which are no longer included in the standard classification of the service trades, are not covered by the 1948 Census. In a number of localities, these exclusions as well as other changes in the standard classification may have a considerable effect in comparing

1948 with 1939 data, particularly with respect to establishment count.

*Establishment definition.*—For Census purposes, a business establishment is defined to include only enterprises conducted from a recognizable place of business, provided that the annual sales were in excess of \$5,000 for a wholesale trade establishment and \$500 for establishments in other trades. A detailed analysis of coverage will be provided in future Census of Business publications.

"Number of establishments" is the number of separate business locations, rather than the number of business companies or organizations, since the Census figures represent information reported separately for each business location or establishment. The establishment count reflects the number of places in business at the end of 1948 excluding administrative and executive offices of multiunit organizations, and "chain store" warehouses.

*Sales and receipts.*—"1948 sales and receipts" represents sales of merchandise and receipts from repairs and other services to customers. The figures reflect deductions for returned goods and allowances, but not for trade-in allowances; they exclude sales and excise taxes collected from customers and paid directly to any taxing agency.

*Proprietors.*—"Active proprietors..." represents owners and partners of unincorporated businesses who devoted the major portion of their time to the business in November 1948.

*Employment.*—"Number of paid employees..." represents all employees on the pay roll for the pay period ending nearest November 15, 1948. "Full workweek" employees, whether regular or seasonal, are those who in the November 15 pay period were paid for working at least the number of hours typically worked in a week by employees of the reporting establishment.

# 1948 CENSUS OF BUSINESS

RETAIL, WHOLESALE, SERVICE TRADES

U. S. DEPARTMENT OF COMMERCE  
BUREAU OF THE CENSUS

## PRELIMINARY

For Release May 1, 1950

Release Series BC-1P- 42-200

### RUNNELS COUNTY, TEX.

Retail, wholesale, and service establishments located in Runnels County, Texas, showed a substantial expansion in dollar volume of trade from 1939 to 1948 according to preliminary figures from the 1948 Census of Business released today by the Bureau of the Census, U. S. Department of Commerce.

Retail sales in the county during 1948 aggregated \$12.7 million, an increase of 170 percent over the \$4.7 million in 1939, when the preceding Census of Business was taken. Wholesale sales in the county reached a total of \$7.9 million in 1948 as compared with \$2.2 million in 1939. The service trades included in the Census of Business recorded receipts totaling \$639,000 in 1948 compared with \$212,000 in 1939.

Employment in the county also rose over the 9-year period between 1939 and 1948 for the above trades. Establishments in these trades reported a combined total of 708 paid employees for the workweek ended nearest November 15, 1948. This compared with a total of 645 employees reported for the week of November 15, 1939.

These preliminary figures have been derived from a Census report on Runnels County, Texas, which also includes data for the city of Ballinger. Final figures, superseding the preliminary data for Runnels County, will be included in a Bulletin for the State of Texas to be issued in several months. Similar data will be made available this year in preliminary and final form for each of the counties and States. A single copy of the preliminary release for Runnels County as well as an order blank for other area releases may be obtained by writing to the Bureau of the Census, Washington 25, D. C.

Table 1.—CENSUS OF BUSINESS PRELIMINARY RESULTS FOR 1948, BY TRADE GROUP  
RUNNELS COUNTY, TEX.

Trade group and kind of business	Number of establishments	1948 sales and receipts (Thousand dollars)	Active proprietors of unincorporated businesses Nov. 1948	Paid employees, workweek ended nearest Nov. 15, 1948	
				Total employees <sup>1</sup>	Full workweek employees
RETAIL TRADE, total.....	236	12,652	243	537	479
Food group.....	58	3,091	67	85	69
Eating and drinking places.....	25	355	25	49	45
General merchandise grp, general stores..	9	651	8	53	40
Apparel group.....	7	683	7	44	36
Furniture-home furnishgs-appliance grp..	11	603	8	32	27
Automotive group.....	25	3,178	27	108	107
Gasoline service stations.....	35	704	40	34	30
Lumber-building-hardware group.....	25	1,916	17	63	60
Drug and proprietary stores.....	13	394	17	32	31
All other retail stores.....	28	1,077	27	37	34
WHOLESALE TRADE, total.....	30	7,874	31	65	x
Merchant wholesalers.....	5	320	5	10	x
Other types of wholesale.....	25	7,554	26	55	x
SELECTED SERVICE TRADES, <sup>2/</sup> total.....	77	639	82	106	101
Personal services.....	51	386	54	89	85
All other service trades.....	26	253	28	17	16

x Not available.

<sup>1/</sup> Includes employees paid for less than the full workweek.

<sup>2/</sup> See General Description on last page for changes from the 1939 Census of Business in the coverage of Service Trades.

Table 2.—CENSUS OF BUSINESS PRELIMINARY RESULTS FOR 1948 FOR CITIES OF 2,500 INHABITANTS OR MORE

## RUNNELS COUNTY, TEX.

(Data omitted for trade groups where necessary to avoid disclosure)

City and trade group <sup>1</sup>	Number of establishments	1948 sales and receipts (Thousand dollars)	Active proprietors of unincorporated businesses Nov. 1948	Paid employees, workweek ended nearest Nov. 15, 1948	
				Total employees <sup>2</sup>	Full workweek employees
Ballinger:					
Retail trade.....	114	7,333	118	325	292
Selected service trades....	41	374	43	74	71
Remainder of county:					
Retail trade.....	122	5,319	125	212	187
Selected service trades....	36	265	39	32	30

1/ See General Description on this page for changes from the 1939 Census of Business in the coverage of Service Trades.

2/ Includes employees paid for less than the full workweek.

## GENERAL DESCRIPTION OF PRELIMINARY RELEASES FOR THE 1948 CENSUS OF BUSINESS

This series of releases, of which one is planned for each county in the United States, presents preliminary results of the 1948 Census of Business. The information is based on reports submitted by business establishments for that Census. The figures shown are preliminary, and are subject to revision in the final Census publications, but the changes are expected to be relatively minor with respect to coverage. The final Census figures will be issued in a series of Business Census bulletins which will show additional detailed kind-of-business information for all places where there are a sufficient number of establishments.

The 1948 Census of Business was taken under the provision of the Act of June 19, 1948, which provides that the Business Census be taken for 1948 and for each fifth year thereafter. Previous Business Censuses were taken for the years 1929, 1933, 1935, and 1939.

*Scope of the Census.*—The 1948 Census of Business covered all establishments in the following trades, as defined by the Standard Industrial Classification Manual, May 1949 issue, of the Executive Office of the President: all retail trades; all wholesale trades; all service trades in the following four groups—personal services, business services, automobile repairs and services, and miscellaneous repair services; hotels; tourist courts and camps; and amusements, including motion picture theaters. Some important services not covered are radio broadcasting and television, medical and health, legal, educational, nonprofit, accounting, and domestic services.

This coverage is similar to that of the 1939 Business Census. However, "custom trades" and "services incidental to transportation," which are no longer included in the standard classification of the service trades, are not covered by the 1948 Census. In a number of localities, these exclusions as well as other changes in the standard classification may have

a considerable effect in comparing 1948 with 1939 data, particularly with respect to establishment count.

*Establishment definition.*—For Census purposes, a business establishment is defined to include only enterprises conducted from a recognizable place of business, provided that the annual sales were in excess of \$5,000 for a wholesale trade establishment and \$500 for establishments in other trades. A detailed analysis of coverage will be provided in future Censuses of Business publications.

"Number of establishments" is the number of separate business locations, rather than the number of business companies or organizations, since the Census figures represent information reported separately for each business location or establishment. The establishment count reflects the number of places in business at the end of 1948 excluding administrative and executive offices of multiunit organizations, and "chain store" warehouses.

*Sales and receipts.*—"1948 sales and receipts" represents sales of merchandise and receipts from repairs and other services to customers. The figures reflect deductions for returned goods and allowances, but not for trade-in allowances; they exclude sales and excise taxes collected from customers and paid directly to any taxing agency.

*Proprietors.*—"Active proprietors..." represents owners and partners of unincorporated businesses who devoted the major portion of their time to the business in November 1948.

*Employment.*—"Number of paid employees..." represents all employees on the pay roll for the pay period ending nearest November 15, 1948. "Full workweek" employees, whether regular or seasonal, are those who in the November 15 pay period were paid for working at least the number of hours typically worked in a week by employees of the reporting establishment.

# 1948 CENSUS OF BUSINESS

RETAIL, WHOLESALE, SERVICE TRADES

U. S. DEPARTMENT OF COMMERCE  
BUREAU OF THE CENSUS

## PRELIMINARY

For Release May 22, 1950

Release Series BC-1P-42-201

### RUSK COUNTY, TEX.

Retail, wholesale, and service establishments located in Rusk County, Texas, showed a substantial expansion in dollar volume of trade from 1939 to 1948 according to preliminary figures from the 1948 Census of Business released today by the Bureau of the Census. U. S. Department of Commerce.

Retail sales in the county during 1948 aggregated \$26.1 million, an increase of 144 percent over the \$10.7 million in 1939, when the preceding Census of Business was taken. Wholesale sales in the county reached a total of \$6.9 million in 1948 as compared with \$5.5 million in 1939. The service trades included in the Census of Business recorded receipts totaling \$1.2 million in 1948 compared with \$0.5 million in 1939.

Employment in the county also rose over the 9-year period between 1939 and 1948 for the above trades. Establishments in these trades reported a combined total of 1,506 paid employees for the workweek ended nearest November 15, 1948. This compared with a total of 1,441 employees reported for the week of November 15, 1939.

These preliminary figures have been derived from a Census report on Rusk County, Texas, which also includes data for the city of Henderson. Final figures, superseding the preliminary data for Rusk County, will be included in a Bulletin for the State of Texas to be issued in several months. Similar data will be made available this year in preliminary and final form for each of the counties and States. A single copy of the preliminary release for Rusk County as well as an order blank for other area releases may be obtained by writing to the Bureau of the Census, Washington 25, D. C.

Table 1.—CENSUS OF BUSINESS PRELIMINARY RESULTS FOR 1948, BY TRADE GROUP

### RUSK COUNTY, TEX.

Trade group and kind of business	Number of establishments	1948 sales and receipts (Thousand dollars)	Active proprietors of unincorporated businesses Nov. 1948	Paid employees, workweek ended nearest Nov. 15, 1948	
				Total employees <sup>1</sup>	Full workweek employees
RETAIL TRADE, total.....	486	26,136	478	1,127	937
Food group.....	164	6,133	172	123	94
Eating and drinking places.....	47	733	44	124	106
Gen'l merchandise grp, general stores...	36	2,843	27	183	129
Apparel group.....	16	1,119	17	60	44
Furniture-home furnishgs-appliance grp.	19	1,456	20	64	59
Automotive group.....	38	6,566	34	209	206
Gasoline service stations.....	89	1,856	91	87	72
Lumber-building-hardware group.....	27	3,193	24	146	133
Drug and proprietary stores.....	18	845	19	66	56
All other retail stores.....	32	1,392	30	60	38
WHOLESALE TRADE, total.....	30	6,923	31	161	x
Merchant wholesalers.....	21	5,306	23	131	x
Other types of wholesale.....	9	1,617	8	30	x
SELECTED SERVICE TRADES, <sup>2</sup> /total.....	135	1,213	152	218	196
Personal services.....	81	673	92	167	150
All other service trades.....	54	540	60	51	46

x Not available.

<sup>1</sup>/ Includes employees paid for less than the full workweek.

<sup>2</sup>/ See General Description on last page for changes from the 1939 Census of Business in the coverage of Service Trades.

Table 2.—CENSUS OF BUSINESS PRELIMINARY RESULTS FOR 1948 FOR CITIES OF 2,500 INHABITANTS OR MORE

RUSK COUNTY, TEX.

(Data omitted for trade groups where necessary to avoid disclosure)

City and trade group <sup>1</sup>	Number of establishments	1948 sales and receipts (Thousand dollars)	Active proprietors of unincorporated businesses Nov. 1948	Paid employees, workweek ended nearest Nov. 15, 1948	
				Total employees <sup>2</sup>	Full workweek employees
<b>Henderson:</b>					
Retail trade.....	173	14,812	158	705	596
Wholesale trade.....	18	4,167	21	81	x
Selected service trades...	58	703	67	147	134
<b>Remainder of county:</b>					
Retail trade.....	313	11,324	320	422	341
Wholesale trade.....	12	2,756	10	30	x
Selected service trades...	77	510	85	71	62

x Not available.

1/ See General Description on this page for changes from the 1939 Census of Business in the coverage of Service Trades.

2/ Includes employees paid for less than the full workweek.

GENERAL DESCRIPTION OF PRELIMINARY RELEASES FOR THE 1948 CENSUS OF BUSINESS

This series of releases, of which one is planned for each county in the United States, presents preliminary results of the 1948 Census of Business. The information is based on reports submitted by business establishments for that Census. The figures shown are preliminary, and are subject to revision in the final Census publications, but the changes are expected to be relatively minor with respect to coverage. The final Census figures will be issued in a series of Business Census bulletins which will show additional detailed kind-of-business information for all places where there are a sufficient number of establishments.

The 1948 Census of Business was taken under the provision of the Act of June 19, 1948, which provides that the Business Censuses be taken for 1948 and for each fifth year thereafter. Previous Business Censuses were taken for the years 1929, 1933, 1935, and 1939.

**Scope of the Census.**—The 1948 Census of Business covered all establishments in the following trades, as defined by the Standard Industrial Classification Manual, May 1949 issue, of the Executive Office of the President: all retail trades; all wholesale trades; all service trades in the following four groups—personal services, business services, automobile repairs and services, and miscellaneous repair services; hotels; tourist courts and camps; and amusements, including motion picture theaters. Some important services not covered are radio broadcasting and television, medical and health, legal, educational, nonprofit, accounting, and domestic services.

This coverage is similar to that of the 1939 Business Census. However, "custom trades" and "services incidental to transportation," which are no longer included in the standard classification of the service trades, are not covered by the 1948 Census. In a number of localities, these exclusions as well as

other changes in the standard classification may have a considerable effect in comparing 1948 with 1939 data, particularly with respect to establishment count.

**Establishment definition.**—For Census purposes, a business establishment is defined to include only enterprises conducted from a recognizable place of business, provided that the annual sales were in excess of \$5,000 for a wholesale trade establishment and \$500 for establishments in other trades. A detailed analysis of coverage will be provided in future Censuses of Business publications.

"Number of establishments" is the number of separate business locations, rather than the number of business companies or organizations, since the Census figures represent information reported separately for each business location or establishment. The establishment count reflects the number of places in business at the end of 1948 excluding administrative and executive offices of multiunit organizations, and "chain store" warehouses.

**Sales and receipts.**—"1948 sales and receipts" represents sales of merchandise and receipts from repairs and other services to customers. The figures reflect deductions for returned goods and allowances, but not for trade-in allowances; they exclude sales and excise taxes collected from customers and paid directly to any taxing agency.

**Proprietors.**—"Active proprietors..." represents owners and partners of unincorporated businesses who devoted the major portion of their time to the business in November 1948.

**Employment.**—"Number of paid employees..." represents all employees on the pay roll for the pay period ending nearest November 15, 1948. "Full workweek" employees, whether regular or seasonal, are those who in the November 15 pay period were paid for working at least the number of hours typically worked in a week by employees of the reporting establishment.

# 1948 CENSUS OF BUSINESS

RETAIL, WHOLESALE, SERVICE TRADES

U. S. DEPARTMENT OF COMMERCE  
BUREAU OF THE CENSUS

## PRELIMINARY

For Release May 1, 1950

Release Series BC-1P-42-202

### SABINE COUNTY, TEX.

Retail and service establishments located in Sabine County, Texas, showed a substantial expansion in dollar volume of trade from 1939 to 1948 according to preliminary figures from the 1948 Census of Business released today by the Bureau of the Census, U. S. Department of Commerce.

Retail sales in the county during 1948 aggregated \$2.8 million, an increase of 133 percent over the \$1.2 million in 1939, when the preceding Census of Business was taken. The service trades included in the Census of Business recorded receipts totaling \$111,000 in 1948 compared with \$63,000 in 1939.

Employment in the county also rose over the 9-year period between 1939 and 1948 for the above trades. Establishments in these trades reported a combined total of 149 paid employees for the workweek ended nearest November 15, 1948. This compared with a total of 93 employees reported for the week of November 15, 1939.

These preliminary figures have been derived from a Census report on Sabine County, Texas. Final figures, superseding the preliminary data for Sabine County, will be included in a Bulletin for the State of Texas to be issued in several months. Similar data will be made available this year in preliminary and final form for each of the counties and States. A single copy of the preliminary release for Sabine County as well as an order blank for other area releases may be obtained by writing to the Bureau of the Census, Washington 25, D. C.

Table 1.—CENSUS OF BUSINESS PRELIMINARY RESULTS FOR 1948, BY TRADE GROUP

### SABINE COUNTY, TEX.

Trade group and kind of business	Number of establishments	1948 sales and receipts (Thousand dollars)	Active proprietors of unincorporated businesses Nov. 1948	Paid employees, workweek ended nearest Nov. 15, 1948	
				Total employees <sup>1</sup>	Full workweek employees
RETAIL TRADE, total.....	96	2,839	94	137	117
Food group.....	48	943	49	11	9
Eating and drinking places.....	11	158	10	35	28
Gasoline service stations.....	11	166	11	9	7
All other retail stores.....	26	1,572	24	82	73
SELECTED SERVICE TRADES, <sup>2</sup> /total.....	20	111	20	12	9
Personal services.....	13	45	13	7	4
All other service trades.....	7	66	7	5	5

<sup>1</sup>/ Includes employees paid for less than the full workweek.

<sup>2</sup>/ See General Description on last page for changes from the 1939 Census of Business in the coverage of Service Trades.

## GENERAL DESCRIPTION OF PRELIMINARY RELEASES FOR THE 1948 CENSUS OF BUSINESS

This series of releases, of which one is planned for each county in the United States, presents preliminary results of the 1948 Census of Business. The information is based on reports submitted by business establishments for that Census. The figures shown are preliminary, and are subject to revision in the final Census publications, but the changes are expected to be relatively minor with respect to coverage. The final Census figures will be issued in a series of Business Census bulletins which will show additional detailed kind-of-business information for all places where there are a sufficient number of establishments.

The 1948 Census of Business was taken under the provision of the Act of June 19, 1948, which provides that the Business Census be taken for 1948 and for each fifth year thereafter. Previous Business Censuses were taken for the years 1929, 1933, 1935, and 1939.

*Scope of the Census.*—The 1948 Census of Business covered all establishments in the following trades, as defined by the Standard Industrial Classification Manual, May 1949 issue, of the Executive Office of the President: all retail trades; all wholesale trades; all service trades in the following four groups—personal services, business services, automobile repairs and services, and miscellaneous repair services; hotels; tourist courts and camps; and amusements, including motion picture theaters. Some important services not covered are radio broadcasting and television, medical and health, legal, educational, nonprofit, accounting, and domestic services.

This coverage is similar to that of the 1939 Business Census. However, "custom trades" and "services incidental to transportation," which are no longer included in the standard classification of the service trades, are not covered by the 1948 Census. In a number of localities, these exclusions as well as other changes in the standard classification may have a considerable effect in comparing

1948 with 1939 data, particularly with respect to establishment count.

*Establishment definition.*—For Census purposes, a business establishment is defined to include only enterprises conducted from a recognizable place of business, provided that the annual sales were in excess of \$5,000 for a wholesale trade establishment and \$500 for establishments in other trades. A detailed analysis of coverage will be provided in future Census of Business publications.

"Number of establishments" is the number of separate business locations, rather than the number of business companies or organizations, since the Census figures represent information reported separately for each business location or establishment. The establishment count reflects the number of places in business at the end of 1948 excluding administrative and executive offices of multiunit organizations, and "chain store" warehouses.

*Sales and receipts.*—"1948 sales and receipts" represents sales of merchandise and receipts from repairs and other services to customers. The figures reflect deductions for returned goods and allowances, but not for trade-in allowances; they exclude sales and excise taxes collected from customers and paid directly to any taxing agency.

*Proprietors.*—"Active proprietors..." represents owners and partners of unincorporated businesses who devoted the major portion of their time to the business in November 1948.

*Employment.*—"Number of paid employees..." represents all employees on the pay roll for the pay period ending nearest November 15, 1948. "Full workweek" employees, whether regular or seasonal, are those who in the November 15 pay period were paid for working at least the number of hours typically worked in a week by employees of the reporting establishment.



# 1948 CENSUS OF BUSINESS

RETAIL, WHOLESALE, SERVICE TRADES

U. S. DEPARTMENT OF COMMERCE  
BUREAU OF THE CENSUS

## PRELIMINARY

For Release May 1, 1950

Release Series BC-1P-42-203

### SAN AUGUSTINE COUNTY, TEX.

Retail, wholesale, and service establishments located in San Augustine County, Texas, showed a substantial expansion in dollar volume of trade from 1939 to 1948 according to preliminary figures from the 1948 Census of Business released today by the Bureau of the Census, U. S. Department of Commerce.

Retail sales in the county during 1948 aggregated \$4.3 million, an increase of 169 percent over the \$1.6 million in 1939, when the preceding Census of Business was taken. Wholesale sales in the county reached a total of \$1.2 million in 1948 as compared with \$0.5 million in 1939. The service trades included in the Census of Business recorded receipts totaling \$199,000 in 1948 compared with \$51,000 in 1939.

Employment in the county also rose over the 9-year period between 1939 and 1948 for the above trades. Establishments in these trades reported a combined total of 278 paid employees for the workweek ended nearest November 15, 1948. This compared with a total of 218 employees reported for the week of November 15, 1939.

These preliminary figures have been derived from a Census report on San Augustine County, Texas. Final figures, superseding the preliminary data for San Augustine County, will be included in a Bulletin for the State of Texas to be issued in several months. Similar data will be made available this year in preliminary and final form for each of the counties and States. A single copy of the preliminary release for San Augustine County as well as an order blank for other area releases may be obtained by writing to the Bureau of the Census, Washington 25, D. C.

Table 1.—CENSUS OF BUSINESS PRELIMINARY RESULTS FOR 1948, BY TRADE GROUP

### SAN AUGUSTINE COUNTY, TEX.

Trade group and kind of business	Number of establishments	1948 sales and receipts (Thousand dollars)	Active proprietors of unincorporated businesses Nov. 1948	Paid employees, workweek ended nearest Nov. 15, 1948	
				Total employees <sup>1</sup>	Full workweek employees
RETAIL TRADE, total.....	104	4,341	111	221	181
Food group.....	48	1,387	50	49	36
Eating and drinking places.....	11	128	11	27	26
Gasoline service stations.....	11	239	12	18	16
All other retail stores.....	34	2,587	38	127	103
WHOLESALE TRADE.....	8	1,169	6	14	x
SELECTED SERVICE TRADES, <sup>2</sup> /total.....	19	199	20	43	37
Personal services .....	13	144	14	37	32
All other service trades.....	6	55	6	6	5

x Not available.

<sup>1</sup>/ Includes employees paid for less than the full workweek.

<sup>2</sup>/ See General Description on last page for changes from the 1939 Census of Business in the coverage of Service Trades.

## GENERAL DESCRIPTION OF PRELIMINARY RELEASES FOR THE 1948 CENSUS OF BUSINESS

This series of releases, of which one is planned for each county in the United States, presents preliminary results of the 1948 Census of Business. The information is based on reports submitted by business establishments for that Census. The figures shown are preliminary, and are subject to revision in the final Census publications, but the changes are expected to be relatively minor with respect to coverage. The final Census figures will be issued in a series of Business Census bulletins which will show additional detailed kind-of-business information for all places where there are a sufficient number of establishments.

The 1948 Census of Business was taken under the provision of the Act of June 19, 1948, which provides that the Business Census be taken for 1948 and for each fifth year thereafter. Previous Business Censuses were taken for the years 1929, 1933, 1935, and 1939.

*Scope of the Census.*—The 1948 Census of Business covered all establishments in the following trades, as defined by the Standard Industrial Classification Manual, May 1949 issue, of the Executive Office of the President: all retail trades; all wholesale trades; all service trades in the following four groups—personal services, business services, automobile repairs and services, and miscellaneous repair services; hotels; tourist courts and camps; and amusements, including motion picture theaters. Some important services not covered are radio broadcasting and television, medical and health, legal, educational, nonprofit, accounting, and domestic services.

This coverage is similar to that of the 1939 Business Census. However, "custom trades" and "services incidental to transportation," which are no longer included in the standard classification of the service trades, are not covered by the 1948 Census. In a number of localities, these exclusions as well as other changes in the standard classification may have a considerable effect in comparing

1948 with 1939 data, particularly with respect to establishment count.

*Establishment definition.*—For Census purposes, a business establishment is defined to include only enterprises conducted from a recognizable place of business, provided that the annual sales were in excess of \$5,000 for a wholesale trade establishment and \$500 for establishments in other trades. A detailed analysis of coverage will be provided in future Census of Business publications.

"Number of establishments" is the number of separate business locations, rather than the number of business companies or organizations, since the Census figures represent information reported separately for each business location or establishment. The establishment count reflects the number of places in business at the end of 1948 excluding administrative and executive offices of multiunit organizations, and "chain store" warehouses.

*Sales and receipts.*—"1948 sales and receipts" represents sales of merchandise and receipts from repairs and other services to customers. The figures reflect deductions for returned goods and allowances, but not for trade-in allowances; they exclude sales and excise taxes collected from customers and paid directly to any taxing agency.

*Proprietors.*—"Active proprietors..." represents owners and partners of unincorporated businesses who devoted the major portion of their time to the business in November 1948.

*Employment.*—"Number of paid employees..." represents all employees on the pay roll for the pay period ending nearest November 15, 1948. "Full workweek" employees, whether regular or seasonal, are those who in the November 15 pay period were paid for working at least the number of hours typically worked in a week by employees of the reporting establishment.

# 1948 CENSUS OF BUSINESS

RETAIL, WHOLESALE, SERVICE TRADES

U. S. DEPARTMENT OF COMMERCE  
BUREAU OF THE CENSUS

## PRELIMINARY

For Release May 1, 1950

Release Series BC-1P-42-204

### SAN JACINTO COUNTY, TEX.

Retail establishments located in San Jacinto County, Texas, showed a substantial expansion in dollar volume of trade from 1939 to 1948 according to preliminary figures from the 1948 Census of Business released today by the Bureau of the Census, U. S. Department of Commerce.

Retail sales in the county during 1948 aggregated \$1.6 million, an increase of 167 percent over the \$0.6 million in 1939, when the preceding Census of Business was taken. The service trades included in the Census of Business recorded receipts totaling \$8,000 in 1948, a decrease from the \$9,000 reported in 1939.

Employment in the county rose over the 9-year period between 1939 and 1948 for the above trades. Establishments in these trades reported a combined total of 46 paid employees for the workweek ended nearest November 15, 1948. This compared with a total of 39 employees reported for the week of November 15, 1939.

These preliminary figures have been derived from a Census report on San Jacinto County, Texas. Final figures, superseding the preliminary data for San Jacinto County, will be included in a Bulletin for the State of Texas to be issued in several months. Similar data will be made available this year in preliminary and final form for each of the counties and States. A single copy of the preliminary release for San Jacinto County as well as an order blank for other area releases may be obtained by writing to the Bureau of the Census, Washington 25, D. C.

Table 1.—CENSUS OF BUSINESS PRELIMINARY RESULTS FOR 1948, BY TRADE GROUP  
SAN JACINTO COUNTY, TEX.

Trade group and kind of business	Number of establishments	1948 sales and receipts (Thousand dollars)	Active proprietors of unincorporated businesses Nov. 1948	Paid employees, workweek ended nearest Nov. 15, 1948	
				Total employees <sup>1</sup>	Full workweek employees
RETAIL TRADE, total.....	59	1,584	51	45	37
Food group.....	25	633	22	11	7
Eating and drinking places.....	6	33	5	5	5
Gasoline service stations.....	9	161	7	7	6
All other retail stores.....	19	757	17	22	19
SELECTED SERVICE TRADES <sup>2</sup> /.....	5	8	5	1	1

<sup>1</sup>/ Includes employees paid for less than the full workweek.

<sup>2</sup>/ See General Description on last page for changes from the 1939 Census of Business in the coverage of Service Trades.

GENERAL DESCRIPTION OF PRELIMINARY RELEASES FOR THE  
1948 CENSUS OF BUSINESS

This series of releases, of which one is planned for each county in the United States, presents preliminary results of the 1948 Census of Business. The information is based on reports submitted by business establishments for that Census. The figures shown are preliminary, and are subject to revision in the final Census publications, but the changes are expected to be relatively minor with respect to coverage. The final Census figures will be issued in a series of Business Census bulletins which will show additional detailed kind-of-business information for all places where there are a sufficient number of establishments.

The 1948 Census of Business was taken under the provision of the Act of June 19, 1948, which provides that the Business Census be taken for 1948 and for each fifth year thereafter. Previous Business Censuses were taken for the years 1929, 1933, 1935, and 1939.

*Scope of the Census.*—The 1948 Census of Business covered all establishments in the following trades, as defined by the Standard Industrial Classification Manual, May 1949 issue, of the Executive Office of the President: all retail trades; all wholesale trades; all service trades in the following four groups—personal services, business services, automobile repairs and services, and miscellaneous repair services; hotels; tourist courts and camps; and amusements, including motion picture theaters. Some important services not covered are radio broadcasting and television, medical and health, legal, educational, nonprofit, accounting, and domestic services.

This coverage is similar to that of the 1939 Business Census. However, "custom trades" and "services incidental to transportation," which are no longer included in the standard classification of the service trades, are not covered by the 1948 Census. In a number of localities, these exclusions as well as other changes in the standard classification may have a considerable effect in comparing

1948 with 1939 data, particularly with respect to establishment count.

*Establishment definition.*—For Census purposes, a business establishment is defined to include only enterprises conducted from a recognizable place of business, provided that the annual sales were in excess of \$5,000 for a wholesale trade establishment and \$500 for establishments in other trades. A detailed analysis of coverage will be provided in future Census of Business publications.

"Number of establishments" is the number of separate business locations, rather than the number of business companies or organizations, since the Census figures represent information reported separately for each business location or establishment. The establishment count reflects the number of places in business at the end of 1948 excluding administrative and executive offices of multiunit organizations, and "chain store" warehouses.

*Sales and receipts.*—"1948 sales and receipts" represents sales of merchandise and receipts from repairs and other services to customers. The figures reflect deductions for returned goods and allowances, but not for trade-in allowances; they exclude sales and excise taxes collected from customers and paid directly to any taxing agency.

*Proprietors.*—"Active proprietors..." represents owners and partners of unincorporated businesses who devoted the major portion of their time to the business in November 1948.

*Employment.*—"Number of paid employees..." represents all employees on the pay roll for the pay period ending nearest November 15, 1948. "Full workweek" employees, whether regular or seasonal, are those who in the November 15 pay period were paid for working at least the number of hours typically worked in a week by employees of the reporting establishment.

# 1948 CENSUS OF BUSINESS

RETAIL, WHOLESALE, SERVICE TRADES

U. S. DEPARTMENT OF COMMERCE  
BUREAU OF THE CENSUS

## PRELIMINARY

For Release May 1, 1950

Release Series BC-1P- 42-205

### SAN PATRICIO COUNTY, TEX.

Retail, wholesale, and service establishments located in San Patricio County, Texas, showed a substantial expansion in dollar volume of trade from 1939 to 1948 according to preliminary figures from the 1948 Census of Business released today by the Bureau of the Census, U. S. Department of Commerce.

Retail sales in the county during 1948 aggregated \$21.3 million, an increase of 173 percent over the \$7.8 million in 1939, when the preceding Census of Business was taken. Wholesale sales in the county reached a total of \$11.3 million in 1948 as compared with \$3.4 million in 1939. The service trades included in the Census of Business recorded receipts totaling \$987,000 in 1948 compared with \$318,000 in 1939.

Employment in the county also rose over the 9-year period between 1939 and 1948 for the above trades. Establishment in these trades reported a combined total of 1,606 paid employees for the workweek ended nearest November 15, 1948. This compared with a total of 1,034 employees reported for the week of November 15, 1939.

These preliminary figures have been derived from a Census report on San Patricio County, Texas, which also includes data for the cities of Sinton, Taft, and the part of the city of Aransas Pass located in San Patricio County. Final figures, superseding the preliminary data for San Patricio County, will be included in a Bulletin for the State of Texas to be issued in several months. Similar data will be made available this year in preliminary and final form for each of the counties and States. A single copy of the preliminary release for San Patricio County as well as an order blank for other area releases may be obtained by writing to the Bureau of the Census, Washington 25, D. C.

Table 1.—CENSUS OF BUSINESS PRELIMINARY RESULTS FOR 1948, BY TRADE GROUP

SAN PATRICIO COUNTY, TEX.

Trade group and kind of business	Number of establishments	1948 sales and receipts (Thousand dollars)	Active proprietors of unincorporated businesses Nov. 1948	Paid employees, workweek ended nearest Nov. 15, 1948	
				Total employees <sup>1</sup>	Full workweek employees
RETAIL TRADE, total.....	420	21,335	395	1,163	1,001
Food group.....	110	5,669	113	235	206
Eating and drinking places.....	92	1,534	93	187	158
General merchandise group, general stores....	18	692	16	53	32
Apparel group.....	19	952	15	60	40
Furniture-home furnishings—appliance group..	12	669	12	35	30
Automotive group.....	23	2,982	22	153	138
Gasoline service stations.....	60	1,850	61	89	76
Lumber—building—hardware group.....	34	4,498	23	231	216
Drug and proprietary stores.....	13	785	9	67	60
All other retail stores.....	39	1,694	31	53	44
WHOLESALE TRADE, total.....	46	11,310	30	289	x
Merchant wholesalers.....	13	1,938	8	121	x
Other types of wholesale.....	33	9,372	??	168	x
SELECTED SERVICE TRADES, <sup>2/</sup> total.....	125	987	127	154	113
Personal services.....	71	507	69	99	75
All other service trades.....	54	480	58	55	38
TOURIST COURTS AND CAMPS.....	17	63	16	5	2

x Not available.

<sup>1/</sup> Includes employees paid for less than the full workweek.

<sup>2/</sup> See General Description on last page for changes from the 1939 Census of Business in the coverage of Service Trades.

Table 2.—CENSUS OF BUSINESS PRELIMINARY RESULTS FOR 1948 FOR CITIES OF 2,500 INHABITANTS OR MORE  
SAN PATRICIO COUNTY, TEX.

(Data omitted for trade groups where necessary to avoid disclosure)

City and trade group <sup>1</sup>	Number of establishments	1948 sales and receipts (Thousand dollars)	Active proprietors of unincorporated businesses Nov. 1948	Paid employees, workweek ended nearest Nov. 15, 1948	
				Total employees <sup>2</sup>	Full workweek employees
<b>Aransas Pass (part):</b>					
Retail trade.....	78	4,584	72	235	197
Selected service trades.....	21	152	23	30	17
Tourist courts and camps.....	11	52	10	3	-
<b>Sinton:</b>					
Retail trade.....	108	6,206	101	321	274
Selected service trades.....	36	456	30	76	65
Tourist courts and camps.....	Included with "Remainder of county"				
<b>Taft:</b>					
Retail trade.....	52	3,825	40	225	204
Selected service trades.....	21	180	18	24	20
<b>Remainder of county:<sup>3/</sup></b>					
Retail trade.....	182	6,720	182	382	326
Selected service trades.....	47	199	50	24	11
Tourist courts and camps.....	6	11	6	2	2

<sup>1/</sup> See General Description on this page for changes from the 1939 Census of Business in the coverage of Service Trades.

<sup>2/</sup> Includes employees paid for less than the full workweek.

<sup>3/</sup> Except as indicated above, includes figures for establishments not located in cities of 2,500 inhabitants or more.

### GENERAL DESCRIPTION OF PRELIMINARY RELEASES FOR THE 1948 CENSUS OF BUSINESS

This series of releases, of which one is planned for each county in the United States, presents preliminary results of the 1948 Census of Business. The information is based on reports submitted by business establishments for that Census. The figures shown are preliminary, and are subject to revision in the final Census publications, but the changes are expected to be relatively minor with respect to coverage. The final Census figures will be issued in a series of Business Census bulletins which will show additional detailed kind-of-business information for all places where there are a sufficient number of establishments.

The 1948 Census of Business was taken under the provision of the Act of June 19, 1948, which provides that the Business Census be taken for 1948 and for each fifth year thereafter. Previous Business Censuses were taken for the years 1929, 1933, 1935, and 1939.

**Scope of the Census.**—The 1948 Census of Business covered all establishments in the following trades, as defined by the Standard Industrial Classification Manual, May 1949 issue, of the Executive Office of the President: all retail trades; all wholesale trades; all service trades in the following four groups—personal services, business services, automobile repairs and services, and miscellaneous repair services; hotels; tourist courts and camps; and amusements, including motion picture theaters. Some important services not covered are radio broadcasting and television, medical and health, legal, educational, nonprofit, accounting, and domestic services.

This coverage is similar to that of the 1939 Business Census. However, "custom trades" and "services incidental to transportation," which are no longer included in the standard classification of the service trades, are not covered by the 1948 Census. In a number of localities, these exclusions as well as

other changes in the standard classification may have a considerable effect in comparing 1948 with 1939 data, particularly with respect to establishment count.

**Establishment definition.**—For Census purposes, a business establishment is defined to include only enterprises conducted from a recognizable place of business, provided that the annual sales were in excess of \$5,000 for a wholesale trade establishment and \$500 for establishments in other trades. A detailed analysis of coverage will be provided in future Census of Business publications.

"Number of establishments" is the number of separate business locations, rather than the number of business companies or organizations, since the Census figures represent information reported separately for each business location or establishment. The establishment count reflects the number of places in business at the end of 1948 excluding administrative and executive offices of multiunit organizations, and "chain store" warehouses.

**Sales and receipts.**—"1948 sales and receipts" represents sales of merchandise and receipts from repairs and other services to customers. The figures reflect deductions for returned goods and allowances, but not for trade-in allowances; they exclude sales and excise taxes collected from customers and paid directly to any taxing agency.

**Proprietors.**—"Active proprietors..." represents owners and partners of unincorporated businesses who devoted the major portion of their time to the business in November 1948.

**Employment.**—"Number of paid employees..." represents all employees on the pay roll for the pay period ending nearest November 15, 1948. "Full workweek" employees, whether regular or seasonal, are those who in the November 15 pay period were paid for working at least the number of hours typically worked in a week by employees of the reporting establishment.

# 1948 CENSUS OF BUSINESS

RETAIL, WHOLESALE, SERVICE TRADES

U. S. DEPARTMENT OF COMMERCE  
BUREAU OF THE CENSUS

## PRELIMINARY

For Release May 1, 1950

Release Series BC-1P-42-206

### SAN SABA COUNTY, TEX.

Retail, wholesale, and service establishments located in San Saba County, Texas, showed a substantial expansion in dollar volume of trade from 1939 to 1948 according to preliminary figures from the 1948 Census of Business released today by the Bureau of the Census, U. S. Department of Commerce.

Retail sales in the county during 1948 aggregated \$6.5 million, an increase of 242 percent over the \$1.9 million in 1939, when the preceding Census of Business was taken. Wholesale sales in the county reached a total of \$2.7 million in 1948 as compared with \$0.9 million in 1939. The service trades included in the Census of Business recorded receipts totaling \$223,000 in 1948 compared with \$66,000 in 1939.

Employment in the county also rose over the 9-year period between 1939 and 1948 for the above trades. Establishments in these trades reported a combined total of 284 paid employees for the workweek ended nearest November 15, 1948. This compared with a total of 263 employees reported for the week of November 15, 1939.

These preliminary figures have been derived from a Census report on San Saba County, Texas, which also includes data for the city of San Saba. Final figures, superseding the preliminary data for San Saba County, will be included in a Bulletin for the State of Texas to be issued in several months. Similar data will be made available this year in preliminary and final form for each of the counties and States. A single copy of the preliminary release for San Saba County as well as an order blank for other area releases may be obtained by writing to the Bureau of the Census, Washington 25, D. C.

Table 1.—CENSUS OF BUSINESS PRELIMINARY RESULTS FOR 1948, BY TRADE GROUP  
SAN SABA COUNTY, TEX.

Trade group and kind of business	Number of establishments	1948 sales and receipts (Thousand dollars)	Active proprietors of unincorporated businesses Nov. 1948	Paid employees, workweek ended nearest Nov. 15, 1948	
				Total employees <sup>1</sup>	Full workweek employees
RETAIL TRADE, total.....	127	6,499	136	231	191
Food group.....	33	1,493	33	40	28
Eating and drinking places.....	9	109	8	15	14
Gasoline service stations.....	21	355	23	30	23
All other retail stores.....	64	4,542	72	146	126
WHOLESALE TRADE.....	10	2,682	13	22	x
SELECTED SERVICE TRADES, <sup>2/</sup> total.....	33	223	37	31	28
Personal services.....	20	160	22	27	24
All other service trades.....	13	63	15	4	4

x Not available.

<sup>1/</sup> Includes employees paid for less than the full workweek.

<sup>2/</sup> See General Description on last page for changes from the 1939 Census of Business in the coverage of Service Trades.

Table 2.—CENSUS OF BUSINESS PRELIMINARY RESULTS FOR 1948 FOR CITIES OF 2,500 INHABITANTS OR MORE  
SAN SABA COUNTY, TEX.

(Data omitted for trade groups where necessary to avoid disclosure)

City and trade group <sup>1</sup>	Number of establishments	1948 sales and receipts (Thousand dollars)	Active proprietors of unincorporated businesses Nov. 1948	Paid employees, workweek ended nearest Nov. 15, 1948	
				Total employees <sup>2</sup>	Full workweek employees
<b>San Saba:</b>					
Retail trade.....	84	5,578	92	198	167
Selected service trades.....	26	202	30	31	28
<b>Remainder of county:</b>					
Retail trade.....	43	921	44	33	24
Selected service trades.....	7	21	7	-	-

1/ See General Description on this page for changes from the 1939 Census of Business in the coverage of Service Trades.

2/ Includes employees paid for less than the full workweek.

#### GENERAL DESCRIPTION OF PRELIMINARY RELEASES FOR THE 1948 CENSUS OF BUSINESS

This series of releases, of which one is planned for each county in the United States, presents preliminary results of the 1948 Census of Business. The information is based on reports submitted by business establishments for that Census. The figures shown are preliminary, and are subject to revision in the final Census publications, but the changes are expected to be relatively minor with respect to coverage. The final Census figures will be issued in a series of Business Census bulletins which will show additional detailed kind-of-business information for all places where there are a sufficient number of establishments.

The 1948 Census of Business was taken under the provision of the Act of June 19, 1948, which provides that the Business Census be taken for 1948 and for each fifth year thereafter. Previous Business Censuses were taken for the years 1929, 1933, 1935, and 1939.

**Scope of the Census.**—The 1948 Census of Business covered all establishments in the following trades, as defined by the Standard Industrial Classification Manual, May 1949 issue, of the Executive Office of the President: all retail trades; all wholesale trades; all service trades in the following four groups—personal services, business services, automobile repairs and services, and miscellaneous repair services; hotels; tourist courts and camps; and amusements, including motion picture theaters. Some important services not covered are radio broadcasting and television, medical and health, legal, educational, nonprofit, accounting, and domestic services.

This coverage is similar to that of the 1939 Business Census. However, "custom trades" and "services incidental to transportation," which are no longer included in the standard classification of the service trades, are not covered by the 1948 Census. In a number of localities, these exclusions as well as other changes in the standard classification may have

a considerable effect in comparing 1948 with 1939 data, particularly with respect to establishment count.

**Establishment definition.**—For Census purposes, a business establishment is defined to include only enterprises conducted from a recognizable place of business, provided that the annual sales were in excess of \$5,000 for a wholesale trade establishment and \$500 for establishments in other trades. A detailed analysis of coverage will be provided in future Census of Business publications.

"Number of establishments" is the number of separate business locations, rather than the number of business companies or organizations, since the Census figures represent information reported separately for each business location or establishment. The establishment count reflects the number of places in business at the end of 1948 excluding administrative and executive offices of multiunit organizations, and "chain store" warehouses.

**Sales and receipts.**—"1948 sales and receipts" represents sales of merchandise and receipts from repairs and other services to customers. The figures reflect deductions for returned goods and allowances, but not for trade-in allowances; they exclude sales and excise taxes collected from customers and paid directly to any taxing agency.

**Proprietors.**—"Active proprietors..." represents owners and partners of unincorporated businesses who devoted the major portion of their time to the business in November 1948.

**Employment.**—"Number of paid employees..." represents all employees on the pay roll for the pay period ending nearest November 15, 1948. "Full workweek" employees, whether regular or seasonal, are those who in the November 15 pay period were paid for working at least the number of hours typically worked in a week by employees of the reporting establishment.



# 1948 CENSUS OF BUSINESS

RETAIL, WHOLESALE, SERVICE TRADES

U. S. DEPARTMENT OF COMMERCE  
BUREAU OF THE CENSUS

## PRELIMINARY

For Release May 8, 1950

Release Series BC-1P-42-207

### SCHLEICHER COUNTY, TEX.

Retail and service establishments located in Schleicher County, Texas, showed a substantial expansion in dollar volume of trade from 1939 to 1948 according to preliminary figures from the 1948 Census of Business released today by the Bureau of the Census, U. S. Department of Commerce.

Retail sales in the county during 1948 aggregated \$2.1 million, an increase of 250 percent over the \$0.6 million in 1939, when the preceding Census of Business was taken. The service trades included in the Census of Business recorded receipts totaling \$35,000 in 1948 compared with \$17,000 in 1939.

Employment in the county also rose over the 9-year period between 1939 and 1948 for the above trades. Establishments in these trades reported a combined total of 94 paid employees for the workweek ended nearest November 15, 1948. This compared with a total of 68 employees reported for the week of November 15, 1939.

These preliminary figures have been derived from a Census report on Schleicher County, Texas. Final figures, superseding the preliminary data for Schleicher County, will be included in a Bulletin for the State of Texas to be issued in several months. Similar data will be made available this year in preliminary and final form for each of the counties and States. A single copy of the preliminary release for Schleicher County as well as an order blank for other area releases may be obtained by writing to the Bureau of the Census, Washington 25, D. C.

Table 1.—CENSUS OF BUSINESS PRELIMINARY RESULTS FOR 1948, BY TRADE GROUP

### SCHLEICHER COUNTY, TEX.

Trade group and kind of business	Number of establishments	1948 sales and receipts (Thousand dollars)	Active proprietors of unincorporated businesses Nov. 1948	Paid employees, workweek ended nearest Nov. 15, 1948	
				Total employees <sup>1</sup>	Full workweek employees
RETAIL TRADE, total.....	45	2,141	46	90	77
Food group.....	8	494	9	15	11
Eating and drinking places.....	6	69	7	17	14
Gasoline service stations.....	10	223	11	5	5
All other retail stores.....	21	1,355	19	53	47
SELECTED SERVICE TRADES <sup>2/</sup> .....	7	35	7	4	4

<sup>1/</sup> Includes employees paid for less than the full workweek.

<sup>2/</sup> See General Description on last page for changes from the 1939 Census of Business in the coverage of Service Trades.

## GENERAL DESCRIPTION OF PRELIMINARY RELEASES FOR THE 1948 CENSUS OF BUSINESS

This series of releases, of which one is planned for each county in the United States, presents preliminary results of the 1948 Census of Business. The information is based on reports submitted by business establishments for that Census. The figures shown are preliminary, and are subject to revision in the final Census publications, but the changes are expected to be relatively minor with respect to coverage. The final Census figures will be issued in a series of Business Census bulletins which will show additional detailed kind-of-business information for all places where there are a sufficient number of establishments.

The 1948 Census of Business was taken under the provision of the Act of June 19, 1948, which provides that the Business Census be taken for 1948 and for each fifth year thereafter. Previous Business Censuses were taken for the years 1929, 1933, 1935, and 1939.

*Scope of the Census.*—The 1948 Census of Business covered all establishments in the following trades, as defined by the Standard Industrial Classification Manual, May 1949 issue, of the Executive Office of the President: all retail trades; all wholesale trades; all service trades in the following four groups—personal services, business services, automobile repairs and services, and miscellaneous repair services; hotels; tourist courts and camps; and amusements, including motion picture theaters. Some important services not covered are radio broadcasting and television, medical and health, legal, educational, nonprofit, accounting, and domestic services.

This coverage is similar to that of the 1939 Business Census. However, "custom trades" and "services incidental to transportation," which are no longer included in the standard classification of the service trades, are not covered by the 1948 Census. In a number of localities, these exclusions as well as other changes in the standard classification may have a considerable effect in comparing

1948 with 1939 data, particularly with respect to establishment count.

*Establishment definition.*—For Census purposes, a business establishment is defined to include only enterprises conducted from a recognizable place of business, provided that the annual sales were in excess of \$5,000 for a wholesale trade establishment and \$500 for establishments in other trades. A detailed analysis of coverage will be provided in future Census of Business publications.

"Number of establishments" is the number of separate business locations, rather than the number of business companies or organizations, since the Census figures represent information reported separately for each business location or establishment. The establishment count reflects the number of places in business at the end of 1948 excluding administrative and executive offices of multiunit organizations, and "chain store" warehouses.

*Sales and receipts.*—"1948 sales and receipts" represents sales of merchandise and receipts from repairs and other services to customers. The figures reflect deductions for returned goods and allowances, but not for trade-in allowances; they exclude sales and excise taxes collected from customers and paid directly to any taxing agency.

*Proprietors.*—"Active proprietors..." represents owners and partners of unincorporated businesses who devoted the major portion of their time to the business in November 1948.

*Employment.*—"Number of paid employees..." represents all employees on the pay roll for the pay period ending nearest November 15, 1948. "Full workweek" employees, whether regular or seasonal, are those who in the November 15 pay period were paid for working at least the number of hours typically worked in a week by employees of the reporting establishment.

# 1948 CENSUS OF BUSINESS

U. S. DEPARTMENT OF COMMERCE  
BUREAU OF THE CENSUS

RETAIL, WHOLESALE, SERVICE TRADES

## PRELIMINARY

For Release May 8, 1950

Release Series BC-1P-42-208

### SCURRY COUNTY, TEX.

Retail, wholesale, and service establishments located in Scurry County, Texas, showed a substantial expansion in dollar volume of trade from 1939 to 1948 according to preliminary figures from the 1948 Census of Business released today by the Bureau of the Census, U. S. Department of Commerce.

Retail sales in the county during 1948 aggregated \$9.3 million, an increase of 244 percent over the \$2.7 million in 1939, when the preceding Census of Business was taken. Wholesale sales in the county reached a total of \$1.7 million in 1948 as compared with \$0.5 million in 1939. The service trades included in the Census of Business recorded receipts totaling \$448,000 in 1948 compared with \$139,000 in 1939.

Employment in the county also rose over the 9-year period between 1939 and 1948 for the above trades. Establishments in these trades reported a combined total of 605 paid employees for the workweek ended nearest November 15, 1948. This compared with a total of 381 employees reported for the week of November 15, 1939.

These preliminary figures have been derived from a Census report on Scurry County, Texas, which also includes data for the city of Snyder. Final figures, superseding the preliminary data for Scurry County, will be included in a Bulletin for the State of Texas to be issued in several months. Similar data will be made available this year in preliminary and final form for each of the counties and States. A single copy of the preliminary release for Scurry County as well as an order blank for other area releases may be obtained by writing to the Bureau of the Census, Washington 25, D. C.

Table 1.—CENSUS OF BUSINESS PRELIMINARY RESULTS FOR 1948, BY TRADE GROUP

### SCURRY COUNTY, TEX.

Trade group and kind of business	Number of establishments	1948 sales and receipts (Thousand dollars)	Active proprietors of unincorporated businesses Nov. 1948	Paid employees, workweek ended nearest Nov. 15, 1948	
				Total employees <sup>1</sup>	Full workweek employees
RETAIL TRADE, total.....	149	9,315	144	496	380
Food group.....	37	2,237	39	62	42
Eating and drinking places.....	15	470	16	90	83
Gasoline service stations.....	26	757	27	29	25
All other retail stores.....	71	5,851	62	315	230
WHOLESALE TRADE.....	14	1,743	15	24	x
SELECTED SERVICE TRADES, <sup>2/</sup> total.....	44	448	45	85	74
Personal services.....	28	323	28	68	61
All other service trades.....	16	125	17	17	13
TOURIST COURTS AND CAMPS.....	5	49	5	3	3

x Not available.

<sup>1/</sup> Includes employees paid for less than the full workweek.

<sup>2/</sup> See General Description on last page for changes from the 1939 Census of Business in the coverage of Service Trades.

Table 2.—CENSUS OF BUSINESS PRELIMINARY RESULTS FOR 1948 FOR CITIES OF 2,500 INHABITANTS OR MORE

SCURRY COUNTY, TEX.

(Data omitted for trade groups where necessary to avoid disclosure)

City and trade group <sup>1</sup>	Number of establishments	1948 sales and receipts (Thousand dollars)	Active proprietors of unincorporated businesses Nov. 1948	Paid employees, workweek ended nearest Nov. 15, 1948	
				Total employees <sup>2</sup>	Full workweek employees
Snyder:					
Retail trade.....	114	8,298	112	462	357
Selected service trades...	36	422	37	80	72
Tourist courts and camps..	5	49	5	3	3
Remainder of county:					
Retail trade.....	35	1,017	32	34	23
Selected service trades...	8	26	8	5	2

1/ See General Description on this page for changes from the 1939 Census of Business in the coverage of Service Trades.

2/ Includes employees paid for less than the full workweek.

GENERAL DESCRIPTION OF PRELIMINARY RELEASES FOR THE 1948 CENSUS OF BUSINESS

This series of releases, of which one is planned for each county in the United States, presents preliminary results of the 1948 Census of Business. The information is based on reports submitted by business establishments for that Census. The figures shown are preliminary, and are subject to revision in the final Census publications, but the changes are expected to be relatively minor with respect to coverage. The final Census figures will be issued in a series of Business Census bulletins which will show additional detailed kind-of-business information for all places where there are a sufficient number of establishments.

The 1948 Census of Business was taken under the provision of the Act of June 19, 1948, which provides that the Business Census be taken for 1948 and for each fifth year thereafter. Previous Business Censuses were taken for the years 1929, 1933, 1935, and 1939.

**Scope of the Census.**—The 1948 Census of Business covered all establishments in the following trades, as defined by the Standard Industrial Classification Manual, May 1949 issue, of the Executive Office of the President: all retail trades; all wholesale trades; all service trades in the following four groups—personal services, business services, automobile repairs and services, and miscellaneous repair services; hotels; tourist courts and camps; and amusements, including motion picture theaters. Some important services not covered are radio broadcasting and television, medical and health, legal, educational, nonprofit, accounting, and domestic services.

This coverage is similar to that of the 1939 Business Censuses. However, "custom trades" and "services incidental to transportation," which are no longer included in the standard classification of the service trades, are not covered by the 1948 Census. In a number of localities, these exclusions as well as

other changes in the standard classification may have a considerable effect in comparing 1948 with 1939 data, particularly with respect to establishment count.

**Establishment definition.**—For Census purposes, a business establishment is defined to include only enterprises conducted from a recognizable place of business, provided that the annual sales were in excess of \$5,000 for a wholesale trade establishment and \$500 for establishments in other trades. A detailed analysis of coverage will be provided in future Census of Business publications.

"Number of establishments" is the number of separate business locations, rather than the number of business companies or organizations, since the Census figures represent information reported separately for each business location or establishment. The establishment count reflects the number of places in business at the end of 1948 excluding administrative and executive offices of multiunit organizations, and "chain store" warehouses.

**Sales and receipts.**—"1948 sales and receipts" represents sales of merchandise and receipts from repairs and other services to customers. The figures reflect deductions for returned goods and allowances, but not for trade-in allowances; they exclude sales and excise taxes collected from customers and paid directly to any taxing agency.

**Proprietors.**—"Active proprietors..." represents owners and partners of unincorporated businesses who devoted the major portion of their time to the business in November 1948.

**Employment.**—"Number of paid employees..." represents all employees on the pay roll for the pay period ending nearest November 15, 1948. "Full workweek" employees, whether regular or seasonal, are those who in the November 15 pay period were paid for working at least the number of hours typically worked in a week by employees of the reporting establishment.

# 1948 CENSUS OF BUSINESS

RETAIL, WHOLESALE, SERVICE TRADES

U. S. DEPARTMENT OF COMMERCE  
BUREAU OF THE CENSUS

## PRELIMINARY

For Release May 1, 1950

Release Series BC-1P-42-209

### SHACKELFORD COUNTY, TEX.

Retail, wholesale, and service establishments located in Shackelford County, Texas, showed a substantial expansion in dollar volume of trade from 1939 to 1948 according to preliminary figures from the 1948 Census of Business released today by the Bureau of the Census, U. S. Department of Commerce.

Retail sales in the county during 1948 aggregated \$4.0 million, an increase of 186 percent over the \$1.4 million in 1939, when the preceding Census of Business was taken. Wholesale sales in the county reached a total of \$1.8 million in 1948 as compared with \$0.7 million in 1939. The service trades included in the Census of Business recorded receipts totaling \$171,000 in 1948 compared with \$68,000 in 1939.

Employment in the county rose over the 9-year period between 1939 and 1948 for the retail and service trades. Establishments in these trades reported a combined total of 170 paid employees for the workweek ended nearest November 15, 1948. This compared with a total of 151 employees reported for the week of November 15, 1939. Wholesale trade establishments reported a total of 13 paid employees for the week of November 15, 1948, compared with 34 for the same week in 1939.

These preliminary figures have been derived from a Census report on Shackelford County, Texas. Final figures, superseding the preliminary data for Shackelford County, will be included in a Bulletin for the State of Texas to be issued in several months. Similar data will be made available this year in preliminary and final form for each of the counties and States. A single copy of the preliminary release for Shackelford County as well as an order blank for other area releases may be obtained by writing to the Bureau of the Census, Washington 25, D. C.

Table 1.—CENSUS OF BUSINESS PRELIMINARY RESULTS FOR 1948, BY TRADE GROUP

### SHACKELFORD COUNTY, TEX.

Trade group and kind of business	Number of establishments	1948 sales and receipts (Thousand dollars)	Active proprietors of unincorporated businesses Nov. 1948	Paid employees, workweek ended nearest Nov. 15, 1948	
				Total employees <sup>1</sup>	Full workweek employees
RETAIL TRADE, total.....	75	3,981	74	151	137
Food group.....	14	817	12	25	22
Eating and drinking places.....	7	70	7	15	13
Gasoline service stations.....	17	374	18	13	13
All other retail stores.....	37	2,720	37	98	89
WHOLESALE TRADE.....	11	1,774	8	13	x
SELECTED SERVICE TRADES, <sup>2/</sup> total.....	23	171	22	19	13
Personal services.....	17	98	16	11	7
All other service trades.....	6	73	6	8	6

x Not available.

<sup>1/</sup> Includes employees paid for less than the full workweek.

<sup>2/</sup> See General Description on last page for changes from the 1939 Census of Business in the coverage of Service Trades.

## GENERAL DESCRIPTION OF PRELIMINARY RELEASES FOR THE 1948 CENSUS OF BUSINESS

This series of releases, of which one is planned for each county in the United States, presents preliminary results of the 1948 Census of Business. The information is based on reports submitted by business establishments for that Census. The figures shown are preliminary, and are subject to revision in the final Census publications, but the changes are expected to be relatively minor with respect to coverage. The final Census figures will be issued in a series of Business Census bulletins which will show additional detailed kind-of-business information for all places where there are a sufficient number of establishments.

The 1948 Census of Business was taken under the provision of the Act of June 19, 1948, which provides that the Business Census be taken for 1948 and for each fifth year thereafter. Previous Business Censuses were taken for the years 1929, 1933, 1935, and 1939.

*Scope of the Census.*—The 1948 Census of Business covered all establishments in the following trades, as defined by the Standard Industrial Classification Manual, May 1949 issue, of the Executive Office of the President: all retail trades; all wholesale trades; all service trades in the following four groups—personal services, business services, automobile repairs and services, and miscellaneous repair services; hotels; tourist courts and camps; and amusements, including motion picture theaters. Some important services not covered are radio broadcasting and television, medical and health, legal, educational, nonprofit, accounting, and domestic services.

This coverage is similar to that of the 1939 Business Census. However, "custom trades" and "services incidental to transportation," which are no longer included in the standard classification of the service trades, are not covered by the 1948 Census. In a number of localities, these exclusions as well as other changes in the standard classification may have a considerable effect in comparing

1948 with 1939 data, particularly with respect to establishment count.

*Establishment definition.*—For Census purposes, a business establishment is defined to include only enterprises conducted from a recognizable place of business, provided that the annual sales were in excess of \$5,000 for a wholesale trade establishment and \$500 for establishments in other trades. A detailed analysis of coverage will be provided in future Census of Business publications.

"Number of establishments" is the number of separate business locations, rather than the number of business companies or organizations, since the Census figures represent information reported separately for each business location or establishment. The establishment count reflects the number of places in business at the end of 1948 excluding administrative and executive offices of multiunit organizations, and "chain store" warehouses.

*Sales and receipts.*—"1948 sales and receipts" represents sales of merchandise and receipts from repairs and other services to customers. The figures reflect deductions for returned goods and allowances, but not for trade-in allowances; they exclude sales and excise taxes collected from customers and paid directly to any taxing agency.

*Proprietors.*—"Active proprietors..." represents owners and partners of unincorporated businesses who devoted the major portion of their time to the business in November 1948.

*Employment.*—"Number of paid employees..." represents all employees on the pay roll for the pay period ending nearest November 15, 1948. "Full workweek" employees, whether regular or seasonal, are those who in the November 15 pay period were paid for working at least the number of hours typically worked in a week by employees of the reporting establishment.

# 1948 CENSUS OF BUSINESS

RETAIL, WHOLESALE, SERVICE TRADES

U. S. DEPARTMENT OF COMMERCE  
BUREAU OF THE CENSUS

## PRELIMINARY

For Release May 15, 1950

Release Series BC-1P-42-210

### SHELBY COUNTY, TEX.

Retail, wholesale, and service establishments located in Shelby County, Texas, showed a substantial expansion in dollar volume of trade from 1939 to 1948 according to preliminary figures from the 1948 Census of Business released today by the Bureau of the Census, U. S. Department of Commerce.

Retail sales in the county during 1948 aggregated \$11.4 million, an increase of 185 percent over the \$4.0 million in 1939, when the preceding Census of Business was taken. Wholesale sales in the county reached a total of \$3.7 million in 1948 as compared with \$2.3 million in 1939. The servicetrades included in the Census of Business recorded receipts totaling \$482,000 in 1948 compared with \$153,000 in 1939.

Employment in the county also rose over the 9-year period between 1939 and 1948 for the above trades. Establishments in these trades reported a combined total of 679 paid employees for the workweek ended nearest November 15, 1948. This compared with a total of 552 employees reported for the week of November 15, 1939.

These preliminary figures have been derived from a Census report on Shelby County, Texas, which also includes data for the city of Center. Final figures, superseding the preliminary data for Shelby County, will be included in a Bulletin for the State of Texas to be issued in several months. Similar data will be made available this year in preliminary and final form for each of the counties and States. A single copy of the preliminary release for Shelby County as well as an order blank for other area releases may be obtained by writing to the Bureau of the Census, Washington 25, D. C.

Table 1.—CENSUS OF BUSINESS PRELIMINARY RESULTS FOR 1948, BY TRADE GROUP

### SHELBY COUNTY, TEX.

Trade group and kind of business	Number of establishments	1948 sales and receipts (Thousand dollars)	Active proprietors of unincorporated businesses Nov. 1948	Paid employees, workweek ended nearest Nov. 15, 1948	
				Total employees <sup>1</sup>	Full workweek employees
RETAIL TRADE, total.....	292	11,445	292	532	445
Food group.....	113	2,940	113	63	52
Eating and drinking places.....	22	322	24	67	53
General merchandise grp, general stores.....	29	1,343	22	89	58
Apparel group.....	15	517	18	27	22
Furniture-home furnishings-appliance grp.....	15	746	12	36	29
Automotive group.....	20	2,148	22	97	88
Gasoline service stations.....	40	712	40	48	44
Lumber-building-hardware group.....	11	1,243	14	41	40
Drug and proprietary stores.....	10	453	13	31	29
All other retail stores.....	17	1,021	14	33	30
WHOLESALE TRADE.....	19	3,703	12	58	x
SELECTED SERVICE TRADES, <sup>2</sup> total.....	62	482	67	89	70
Personal services.....	40	274	42	69	53
All other service trades.....	22	208	25	20	17

x Not available.

<sup>1</sup>/ Includes employees paid for less than the full workweek.

<sup>2</sup>/ See General Description on last page for changes from the 1939 Census of Business in the coverage of Service Trades.

Table 2.—CENSUS OF BUSINESS PRELIMINARY RESULTS FOR 1948 FOR CITIES OF 2,500 INHABITANTS OR MORE

SHELBY COUNTY, TEX.

(Data omitted for trade groups where necessary to avoid disclosure)

City and trade group <sup>1</sup>	Number of establishments	1948 sales and receipts (Thousand dollars)	Active proprietors of unincorporated businesses Nov. 1948	Paid employees, workweek ended nearest Nov. 15, 1948	
				Total employees <sup>2</sup>	Full workweek employees
Center:					
Retail trade.....	107	7,040	106	357	300
Selected service trades....	31	337	34	65	55
Remainder of county:					
Retail trade.....	185	4,405	186	175	145
Selected service trades....	31	145	33	24	15

- 1/ See General Description on this page for changes from the 1939 Census of Business in the coverage of Service Trades.
- 2/ Includes employees paid for less than the full workweek.

GENERAL DESCRIPTION OF PRELIMINARY RELEASES FOR THE 1948 CENSUS OF BUSINESS

This series of releases, of which one is planned for each county in the United States, presents preliminary results of the 1948 Census of Business. The information is based on reports submitted by business establishments for that Census. The figures shown are preliminary, and are subject to revision in the final Census publications, but the changes are expected to be relatively minor with respect to coverage. The final Census figures will be issued in a series of Business Census bulletins which will show additional detailed kind-of-business information for all places where there are a sufficient number of establishments.

The 1948 Census of Business was taken under the provision of the Act of June 19, 1948, which provides that the Business Census be taken for 1948 and for each fifth year thereafter. Previous Business Censuses were taken for the years 1929, 1933, 1935, and 1939.

**Scope of the Census.**—The 1948 Census of Business covered all establishments in the following trades, as defined by the Standard Industrial Classification Manual, May 1949 issue, of the Executive Office of the President: all retail trades; all wholesale trades; all service trades in the following four groups—personal services, business services, automobile repairs and services, and miscellaneous repair services; hotels; tourist courts and camps; and amusements, including motion picture theaters. Some important services not covered are radio broadcasting and television, medical and health, legal, educational, nonprofit, accounting, and domestic services.

This coverage is similar to that of the 1939 Business Census. However, "custom trades" and "services incidental to transportation," which are no longer included in the standard classification of the service trades, are not covered by the 1948 Census. In a number of localities, these exclusions as well as

other changes in the standard classification may have a considerable effect in comparing 1948 with 1939 data, particularly with respect to establishment count.

**Establishment definition.**—For Census purposes, a business establishment is defined to include only enterprises conducted from a recognizable place of business, provided that the annual sales were in excess of \$5,000 for a wholesale trade establishment and \$500 for establishments in other trades. A detailed analysis of coverage will be provided in future Censuses of Business publications.

"Number of establishments" is the number of separate business locations, rather than the number of business companies or organizations, since the Census figures represent information reported separately for each business location or establishment. The establishment count reflects the number of places in business at the end of 1948 excluding administrative and executive offices of multinational organizations, and "chain store" warehouses.

**Sales and receipts.**—"1948 sales and receipts" represents sales of merchandise and receipts from repairs and other services to customers. The figures reflect deductions for returned goods and allowances, but not for trade-in allowances; they exclude sales and excise taxes collected from customers and paid directly to any taxing agency.

**Proprietors.**—"Active proprietors..." represents owners and partners of unincorporated businesses who devoted the major portion of their time to the business in November 1948.

**Employment.**—"Number of paid employees..." represents all employees on the pay roll for the pay period ending nearest November 15, 1948. "Full workweek" employees, whether regular or seasonal, are those who in the November 15 pay period were paid for working at least the number of hours typically worked in a week by employees of the reporting establishment.



# 1948 CENSUS OF BUSINESS

RETAIL, WHOLESALE, SERVICE TRADES

U. S. DEPARTMENT OF COMMERCE  
BUREAU OF THE CENSUS

## PRELIMINARY

For Release May 15, 1950

Release Series BC-1P-42-211

### SHERMAN COUNTY, TEX.

Retail, wholesale, and service establishments located in Sherman County, Texas, showed a substantial expansion in dollar volume of trade from 1939 to 1948 according to preliminary figures from the 1948 Census of Business released today by the Bureau of the Census, U. S. Department of Commerce.

Retail sales in the county during 1948 aggregated \$3.5 million, an increase of 483 percent over the \$0.6 million in 1939, when the preceding Census of Business was taken. Wholesale sales in the county reached a total of \$6.5 million in 1948 as compared with \$0.4 million in 1939. The service trades included in the Census of Business recorded receipts totaling \$90,000 in 1948 compared with \$20,000 in 1939.

Employment in the county also rose over the 9-year period between 1939 and 1948 for the above trades. Establishments in these trades reported a combined total of 158 paid employees for the workweek ended nearest November 15, 1948. This compared with a total of 61 employees reported for the week of November 15, 1939.

These preliminary figures have been derived from a Census report on Sherman County, Texas. Final figures, superseding the preliminary data for Sherman County, will be included in a Bulletin for the State of Texas to be issued in several months. Similar data will be made available this year in preliminary and final form for each of the counties and States. A single copy of the preliminary release for Sherman County as well as an order blank for other area releases may be obtained by writing to the Bureau of the Census, Washington 25, D. C.

Table 1.—CENSUS OF BUSINESS PRELIMINARY RESULTS FOR 1948, BY TRADE GROUP

### SHERMAN COUNTY, TEX.

Trade group and kind of business	Number of establishments	1948 sales and receipts (Thousand dollars)	Active proprietors of unincorporated businesses Nov. 1948	Paid employees, workweek ended nearest Nov. 15, 1948	
				Total employees <sup>1</sup>	Full workweek employees
RETAIL TRADE, total.....	42	3,537	39	134	115
Eating and drinking places.....	8	158	8	37	26
All other retail stores.....	34	3,379	31	97	89
WHOLESALE TRADE.....	9	6,494	6	16	x
SELECTED SERVICE TRADES, <sup>2/</sup> total.....	12	90	16	8	8
Personal services.....	7	46	11	4	4
All other service trades.....	5	44	5	4	4

x Not available.

<sup>1/</sup> Includes employees paid for less than the full workweek.

<sup>2/</sup> See General Description on last page for changes from the 1939 Census of Business in the coverage of Service Trades.

## GENERAL DESCRIPTION OF PRELIMINARY RELEASES FOR THE 1948 CENSUS OF BUSINESS

This series of releases, of which one is planned for each county in the United States, presents preliminary results of the 1948 Census of Business. The information is based on reports submitted by business establishments for that Census. The figures shown are preliminary, and are subject to revision in the final Census publications, but the changes are expected to be relatively minor with respect to coverage. The final Census figures will be issued in a series of Business Census bulletins which will show additional detailed kind-of-business information for all places where there are a sufficient number of establishments.

The 1948 Census of Business was taken under the provision of the Act of June 19, 1948, which provides that the Business Census be taken for 1948 and for each fifth year thereafter. Previous Business Censuses were taken for the years 1929, 1933, 1935, and 1939.

*Scope of the Census.*—The 1948 Census of Business covered all establishments in the following trades, as defined by the Standard Industrial Classification Manual, May 1949 issue, of the Executive Office of the President: all retail trades; all wholesale trades; all service trades in the following four groups—personal services, business services, automobile repairs and services, and miscellaneous repair services; hotels; tourist courts and camps; and amusements, including motion picture theaters. Some important services not covered are radio broadcasting and television, medical and health, legal, educational, nonprofit, accounting, and domestic services.

This coverage is similar to that of the 1939 Business Census. However, "custom trades" and "services incidental to transportation," which are no longer included in the standard classification of the service trades, are not covered by the 1948 Census. In a number of localities, these exclusions as well as other changes in the standard classification may have a considerable effect in comparing

1948 with 1939 data, particularly with respect to establishment count.

*Establishment definition.*—For Census purposes, a business establishment is defined to include only enterprises conducted from a recognizable place of business, provided that the annual sales were in excess of \$5,000 for a wholesale trade establishment and \$500 for establishments in other trades. A detailed analysis of coverage will be provided in future Census of Business publications.

"Number of establishments" is the number of separate business locations, rather than the number of business companies or organizations, since the Census figures represent information reported separately for each business location or establishment. The establishment count reflects the number of places in business at the end of 1948 excluding administrative and executive offices of multiunit organizations, and "chain store" warehouses.

*Sales and receipts.*—"1948 sales and receipts" represents sales of merchandise and receipts from repairs and other services to customers. The figures reflect deductions for returned goods and allowances, but not for trade-in allowances; they exclude sales and excise taxes collected from customers and paid directly to any taxing agency.

*Proprietors.*—"Active proprietors..." represents owners and partners of unincorporated businesses who devoted the major portion of their time to the business in November 1948.

*Employment.*—"Number of paid employees..." represents all employees on the pay roll for the pay period ending nearest November 15, 1948. "Full workweek" employees, whether regular or seasonal, are those who in the November 15 pay period were paid for working at least the number of hours typically worked in a week by employees of the reporting establishment.

# 1948 CENSUS OF BUSINESS

RETAIL, WHOLESALE, SERVICE TRADES

U. S. DEPARTMENT OF COMMERCE  
BUREAU OF THE CENSUS

## PRELIMINARY

For Release May 15, 1950

Release Series BC-1P- 42-212

### SMITH COUNTY, TEX.

Retail, wholesale, and service establishments located in Smith County, Texas, showed a substantial expansion in dollar volume of trade from 1939 to 1948 according to preliminary figures from the 1948 Census of Business released today by the Bureau of the Census, U. S. Department of Commerce.

Retail sales in the county during 1948 aggregated \$62.8 million, an increase of 219 percent over the \$19.7 million in 1939, when the preceding Census of Business was taken. Wholesale sales in the county reached a total of \$47.7 million in 1948 as compared with \$20.2 million in 1939. The service trades included in the Census of Business recorded receipts totaling \$4.2 million in 1948 compared with \$1.4 million in 1939.

Employment in the county also rose over the 9-year period between 1939 and 1948 for the above trades. Establishments in these trades reported a combined total of 5,323 paid employees for the workweek ended nearest November 15, 1948. This compared with a total of 3,704 employees reported for the week of November 15, 1939.

These preliminary figures have been derived from a Census report on Smith County, Texas, which also includes data for the city of Tyler. Final figures, superseding the preliminary data for Smith County, will be included in a Bulletin for the State of Texas to be issued in several months. Similar data will be made available this year in preliminary and final form for each of the counties and States. A single copy of the preliminary release for Smith County as well as an order blank for other area releases may be obtained by writing to the Bureau of the Census, Washington 25, D. C.

Table 1.—CENSUS OF BUSINESS PRELIMINARY RESULTS FOR 1948, BY TRADE GROUP

## SMITH COUNTY, TEX.

Trade group and kind of business	Number of establishments	1948 sales and receipts (Thousand dollars)	Active proprietors of unincorporated businesses Nov. 1948	Paid employees, workweek ended nearest Nov. 15, 1948	
				Total employees <sup>1</sup>	Full workweek employees
RETAIL TRADE, total.....	813	62,773	769	3,211	2,809
Food group.....	238	12,076	232	331	264
Eating and drinking places.....	100	1,988	104	410	371
General merchandise grp, general stores..	51	7,839	37	632	492
Apparel group.....	54	4,702	42	270	224
Furniture-home furnishgs-appliance grp..	36	3,972	26	233	222
Automotive group.....	67	14,943	58	368	358
Gasoline service stations.....	105	3,209	112	179	158
Lumber-building-hardware group.....	44	6,379	40	326	301
Drug and proprietary stores.....	34	2,364	35	202	180
All other retail stores.....	84	5,301	83	260	239
WHOLESALE TRADE, total.....	110	47,725	79	1,339	x
Merchant wholesalers, total.....	77	34,768	59	833	x
Groceries, foods.....	21	14,514	17	330	x
Hardware, elec'l, plum'g and heating..	7	2,424	3	81	x
Mach'y, equip't, industrial supplies...	10	2,273	5	75	x
Automotive parts, accessories.....	10	1,135	6	72	x
All other merchant wholesalers.....	29	14,422	28	275	x
Manufact'rs' sales branches, offices....	10	1,008	1	41	x
Petroleum bulk plants, terminals.....	13	2,829	11	38	x
Other types of wholesale.....	10	9,120	8	427	x
SELECTED SERVICE TRADES, <sup>2/</sup> total.....	304	4,159	325	773	716
Personal services.....	179	2,062	180	530	489
Business services.....	10	460	9	42	40
Automotive repairs and services.....	72	905	88	116	110
Other repair services.....	43	732	48	85	77

x Not available.

<sup>1/</sup> Includes employees paid for less than the full workweek.<sup>2/</sup> See General Description on last page for changes from the 1939 Census of Business in the coverage of Service Trades.

Table 2.—CENSUS OF BUSINESS PRELIMINARY RESULTS FOR 1948 FOR CITIES OF 2,500 INHABITANTS OR MORE

## SMITH COUNTY, TEX.

(Data omitted for trade groups where necessary to avoid disclosure)

City and trade group <sup>1</sup>	Number of establishments	1948 sales and receipts (Thousand dollars)	Active proprietors of unincorporated businesses Nov. 1948	Paid employees, workweek ended nearest Nov. 15, 1948	
				Total employees <sup>2</sup>	Full workweek employees
<b>Tyler:</b>					
Retail trade.....	538	55,169	488	2,915	2,575
Wholesale trade.....	96	42,528	67	1,269	x
Selected service trades.....	232	3,758	244	722	672
<b>Remainder of county:</b>					
Retail trade.....	275	7,604	281	296	234
Wholesale trade.....	14	5,197	12	70	x
Selected service trades.....	72	401	81	51	44

x Not available.

1/ See General Description on this page for changes from the 1939 Census of Business in the coverage of Service Trades.

2/ Includes employees paid for less than the full workweek.

## GENERAL DESCRIPTION OF PRELIMINARY RELEASES FOR THE 1948 CENSUS OF BUSINESS

This series of releases, of which one is planned for each county in the United States, presents preliminary results of the 1948 Census of Business. The information is based on reports submitted by business establishments for that Census. The figures shown are preliminary, and are subject to revision in the final Census publications, but the changes are expected to be relatively minor with respect to coverage. The final Census figures will be issued in a series of Business Census bulletins which will show additional detailed kind-of-business information for all places where there are a sufficient number of establishments.

The 1948 Census of Business was taken under the provision of the Act of June 19, 1948, which provides that the Business Census be taken for 1948 and for each fifth year thereafter. Previous Business Censuses were taken for the years 1929, 1933, 1935, and 1939.

**Scope of the Census.**—The 1948 Census of Business covered all establishments in the following trades, as defined by the Standard Industrial Classification Manual, May 1949 issue, of the Executive Office of the President: all retail trades; all wholesale trades; all service trades in the following four groups—personal services, business services, automobile repairs and services, and miscellaneous repair services; hotels; tourist courts and camps; and amusements, including motion picture theaters. Some important services not covered are radio broadcasting and television, medical and health, legal, educational, nonprofit, accounting, and domestic services.

This coverage is similar to that of the 1939 Business Census. However, "custom trades" and "services incidental to transportation," which are no longer included in the standard classification of the service trades, are not covered by the 1948 Census. In a number of localities, these exclusions as well as

other changes in the standard classification may have a considerable effect in comparing 1948 with 1939 data, particularly with respect to establishment count.

**Establishment definition.**—For Census purposes, a business establishment is defined to include only enterprises conducted from a recognizable place of business, provided that the annual sales were in excess of \$5,000 for a wholesale trade establishment and \$500 for establishments in other trades. A detailed analysis of coverage will be provided in future Censuses of Business publications.

"Number of establishments" is the number of separate business locations, rather than the number of business companies or organizations, since the Census figures represent information reported separately for each business location or establishment. The establishment count reflects the number of places in business at the end of 1948 excluding administrative and executive offices of multiunit organizations, and "chain store" warehouses.

**Sales and receipts.**—"1948 sales and receipts" represents sales of merchandise and receipts from repairs and other services to customers. The figures reflect deductions for returned goods and allowances, but not for trade-in allowances; they exclude sales and excise taxes collected from customers and paid directly to any taxing agency.

**Proprietors.**—"Active proprietors..." represents owners and partners of unincorporated businesses who devoted the major portion of their time to the business in November 1948.

**Employment.**—"Number of paid employees..." represents all employees on the pay roll for the pay period ending nearest November 15, 1948. "Full workweek" employees, whether regular or seasonal, are those who in the November 15 pay period were paid for working at least the number of hours typically worked in a week by employees of the reporting establishment.

at  
in  
rc  
ic

ow  
at  
at  
us.

# 1948 CENSUS OF BUSINESS

U. S. DEPARTMENT OF COMMERCE  
BUREAU OF THE CENSUS

RETAIL, WHOLESALE, SERVICE TRADES

## PRELIMINARY

For Release May 1, 1950

Release Series BC-1P-42-213

### SOMERVELL COUNTY, TEX.

Retail and service establishments located in Somervell County, Texas, showed a substantial expansion in dollar volume of trade from 1939 to 1948 according to preliminary figures from the 1948 Census of Business released today by the Bureau of the Census, U. S. Department of Commerce.

Retail sales in the county during 1948 aggregated \$1.4 million, an increase of 250 percent over the \$0.4 million in 1939, when the preceding Census of Business was taken. The service trades included in the Census of Business recorded receipts totaling \$65,000 in 1948 compared with \$18,000 in 1939.

Employment in the county also rose over the 9-year period between 1939 and 1948 for the above trades. Establishments in these trades reported a combined total of 77 paid employees for the workweek ended nearest November 15, 1948. This compared with a total of 44 employees reported for the week of November 15, 1939.

These preliminary figures have been derived from a Census report on Somervell County, Texas. Final figures, superseding the preliminary data for Somervell County, will be included in a Bulletin for the State of Texas to be issued in several months. Similar data will be made available this year in preliminary and final form for each of the counties and States. A single copy of the preliminary release for Somervell County as well as an order blank for other area releases may be obtained by writing to the Bureau of the Census, Washington 25, D. C.

Table 1.—CENSUS OF BUSINESS PRELIMINARY RESULTS FOR 1948, BY TRADE GROUP  
SOMERVELL COUNTY, TEX.

Trade group and kind of business	Number of establishments	1948 sales and receipts (Thousand dollars)	Active proprietors of unincorporated businesses Nov. 1948	Paid employees, workweek ended nearest Nov. 15, 1948	
				Total employees <sup>1</sup>	Full workweek employees
RETAIL TRADE, total.....	51	1,422	53	67	54
Food group.....	17	388	18	9	6
Eating and drinking places.....	5	56	5	13	12
Gasoline service stations.....	8	158	9	3	3
All other retail stores.....	21	820	21	42	33
SELECTED SERVICE TRADES <sup>2/</sup> .....	15	65	15	10	4
TOURIST COURTS AND CAMPS.....	6	30	7	2	2

<sup>1/</sup> Includes employees paid for less than the full workweek.

<sup>2/</sup> See General Description on last page for changes from the 1939 Census of Business in the coverage of Service Trades.

## GENERAL DESCRIPTION OF PRELIMINARY RELEASES FOR THE 1948 CENSUS OF BUSINESS

This series of releases, of which one is planned for each county in the United States, presents preliminary results of the 1948 Census of Business. The information is based on reports submitted by business establishments for that Census. The figures shown are preliminary, and are subject to revision in the final Census publications, but the changes are expected to be relatively minor with respect to coverage. The final Census figures will be issued in a series of Business Census bulletins which will show additional detailed kind-of-business information for all places where there are a sufficient number of establishments.

The 1948 Census of Business was taken under the provision of the Act of June 19, 1948, which provides that the Business Census be taken for 1948 and for each fifth year thereafter. Previous Business Censuses were taken for the years 1929, 1933, 1935, and 1939.

*Scope of the Census.*—The 1948 Census of Business covered all establishments in the following trades, as defined by the Standard Industrial Classification Manual, May 1949 issue, of the Executive Office of the President: all retail trades; all wholesale trades; all service trades in the following four groups—personal services, business services, automobile repairs and services, and miscellaneous repair services; hotels; tourist courts and camps; and amusements, including motion picture theaters. Some important services not covered are radio broadcasting and television, medical and health, legal, educational, nonprofit, accounting, and domestic services.

This coverage is similar to that of the 1939 Business Census. However, "custom trades" and "services incidental to transportation," which are no longer included in the standard classification of the service trades, are not covered by the 1948 Census. In a number of localities, these exclusions as well as other changes in the standard classification may have a considerable effect in comparing

1948 with 1939 data, particularly with respect to establishment count.

*Establishment definition.*—For Census purposes, a business establishment is defined to include only enterprises conducted from a recognizable place of business, provided that the annual sales were in excess of \$5,000 for a wholesale trade establishment and \$500 for establishments in other trades. A detailed analysis of coverage will be provided in future Census of Business publications.

"Number of establishments" is the number of separate business locations, rather than the number of business companies or organizations, since the Census figures represent information reported separately for each business location or establishment. The establishment count reflects the number of places in business at the end of 1948 excluding administrative and executive offices of multiunit organizations, and "chain store" warehouses.

*Sales and receipts.*—"1948 sales and receipts" represents sales of merchandise and receipts from repairs and other services to customers. The figures reflect deductions for returned goods and allowances, but not for trade-in allowances; they exclude sales and excise taxes collected from customers and paid directly to any taxing agency.

*Proprietors.*—"Active proprietors..." represents owners and partners of unincorporated businesses who devoted the major portion of their time to the business in November 1948.

*Employment.*—"Number of paid employees..." represents all employees on the pay roll for the pay period ending nearest November 15, 1948. "Full workweek" employees, whether regular or seasonal, are those who in the November 15 pay period were paid for working at least the number of hours typically worked in a week by employees of the reporting establishment.



# 1948 CENSUS OF BUSINESS

RETAIL, WHOLESALE, SERVICE TRADES

U. S. DEPARTMENT OF COMMERCE  
BUREAU OF THE CENSUS

## PRELIMINARY

For Release May 1, 1950

Release Series BC-1P-42-214

STARR COUNTY, TEX.

Retail, wholesale, and service establishments located in Starr County, Texas, showed a substantial expansion in dollar volume of trade from 1939 to 1948 according to preliminary figures from the 1948 Census of Business released today by the Bureau of the Census, U. S. Department of Commerce.

Retail sales in the county during 1948 aggregated \$4.7 million, an increase of 292 percent over the \$1.2 million in 1939, when the preceding Census of Business was taken. Wholesale sales in the county reached a total of \$770,000 in 1948 as compared with \$290,000 in 1939. The service trades included in the Census of Business recorded receipts totaling \$105,000 in 1948 compared with \$30,000 in 1939.

Employment in the county also rose over the 9-year period between 1939 and 1948 for the above trades. Establishments in these trades reported a combined total of 277 paid employees for the workweek ended nearest November 15, 1948. This compared with a total of 165 employees reported for the week of November 15, 1939.

These preliminary figures have been derived from a Census report on Starr County, Texas. Final figures, superseding the preliminary data for Starr County, will be included in a Bulletin for the State of Texas to be issued in several months. Similar data will be made available this year in preliminary and final form for each of the counties and States. A single copy of the preliminary release for Starr County as well as an order blank for other area releases may be obtained by writing to the Bureau of the Census, Washington 25, D. C.

90664

Table 1.—CENSUS OF BUSINESS PRELIMINARY RESULTS FOR 1948, BY TRADE GROUP  
STARR COUNTY, TEX.

Trade group and kind of business	Number of establishments	1948 sales and receipts (Thousand dollars)	Active proprietors of unincorporated businesses Nov. 1948	Paid employees, workweek ended nearest Nov. 15, 1948	
				Total employees <sup>1</sup>	Full workweek employees
-RETAIL TRADE, total.....	223	4,696	237	240	228
Food group.....	107	1,938	114	46	39
Eating and drinking places.....	48	468	49	69	67
General merchandise grp, general stores	14	693	21	29	29
Apparel group.....	5	46	6	1	1
Gasoline service stations.....	17	391	16	29	28
Lumber-building-hardware group.....	5	250	5	11	9
Drug and proprietary stores.....	5	250	5	16	16
All other retail stores.....	22	660	21	39	39
WHOLESALE TRADE.....	8	770	6	19	x
SELECTED SERVICE TRADES, <sup>2</sup> /total.....	34	105	37	18	16
Personal services.....	18	49	20	2	2
All other service trades.....	16	56	17	16	14
AMUSEMENTS.....	7	30	6	7	x

x Not available.

<sup>1</sup>/ Includes employees paid for less than the full workweek.

<sup>2</sup>/ See General Description on this page for changes from the 1939 Census of Business in the coverage of Service Trades.

### GENERAL DESCRIPTION OF PRELIMINARY RELEASES FOR THE 1948 CENSUS OF BUSINESS

This series of releases, of which one is planned for each county in the United States, presents preliminary results of the 1948 Census of Business. The information is based on reports submitted by business establishments for that Census. The figures shown are preliminary, and are subject to revision in the final Census publications, but the changes are expected to be relatively minor with respect to coverage. The final Census figures will be issued in a series of Business Census bulletins which will show additional detailed kind-of-business information for all places where there are a sufficient number of establishments.

The 1948 Census of Business was taken under the provision of the Act of June 19, 1948, which provides that the Business Census be taken for 1948 and for each fifth year thereafter. Previous Business Censuses were taken for the years 1929, 1933, 1935, and 1939.

**Scope of the Census.**—The 1948 Census of Business covered all establishments in the following trades, as defined by the Standard Industrial Classification Manual, May 1949 issue, of the Executive Office of the President: all retail trades; all wholesale trades; all service trades in the following four groups—personal services, business services, automobile repairs and services, and miscellaneous repair services; hotels; tourist courts and camps; and amusements, including motion picture theaters. Some important services not covered are radio broadcasting and television, medical and health, legal, educational, nonprofit, accounting, and domestic services.

This coverage is similar to that of the 1939 Business Census. However, "custom trades" and "services incidental to transportation," which are no longer included in the standard classification of the service trades, are not covered by the 1948 Census. In a number of localities, these exclusions as well as

other changes in the standard classification may have a considerable effect in comparing 1948 with 1939 data, particularly with respect to establishment count.

**Establishment definition.**—For Census purposes, a business establishment is defined to include only enterprises conducted from a recognizable place of business, provided that the annual sales were in excess of \$5,000 for a wholesale trade establishment and \$500 for establishments in other trades. A detailed analysis of coverage will be provided in future Censuses of Business publications.

"Number of establishments" is the number of separate business locations, rather than the number of business companies or organizations, since the Census figures represent information reported separately for each business location or establishment. The establishment count reflects the number of places in business at the end of 1948 excluding administrative and executive offices of multiunit organizations, and "chain store" warehouses.

**Sales and receipts.**—"1948 sales and receipts" represents sales of merchandise and receipts from repairs and other services to customers. The figures reflect deductions for returned goods and allowances, but not for trade-in allowances; they exclude sales and excise taxes collected from customers and paid directly to any taxing agency.

**Proprietors.**—"Active proprietors..." represents owners and partners of unincorporated businesses who devoted the major portion of their time to the business in November 1948.

**Employment.**—"Number of paid employees..." represents all employees on the pay roll for the pay period ending nearest November 15, 1948. "Full workweek" employees, whether regular or seasonal, are those who in the November 15 pay period were paid for working at least the number of hours typically worked in a week by employees of the reporting establishment.

# 1948 CENSUS OF BUSINESS

RETAIL, WHOLESALE, SERVICE TRADES

U. S. DEPARTMENT OF COMMERCE  
BUREAU OF THE CENSUS

## PRELIMINARY

For Release May 1, 1950

Release Series BC-1P42-215

### STEPHENS COUNTY, TEX.

Retail, wholesale, and service establishments located in Stephens County, Texas, showed a substantial expansion in dollar volume of trade from 1939 to 1948 according to preliminary figures from the 1948 Census of Business released today by the Bureau of the Census, U. S. Department of Commerce.

Retail sales in the county during 1948 aggregated \$11.2 million, an increase of 203 percent over the \$3.7 million in 1939, when the preceding Census of Business was taken. Wholesale sales in the county reached a total of \$9.7 million in 1948 as compared with \$1.8 million in 1939. The service trades included in the Census of Business recorded receipts totaling \$510,000 in 1948 compared with \$173,000 in 1939.

Employment in the county also rose over the 9-year period between 1939 and 1948 for the above trades. Establishments in these trades reported a combined total of 867 paid employees for the workweek ended nearest November 15, 1948. This compared with a total of 530 employees reported for the week of November 15, 1939.

These preliminary figures have been derived from a Census report on Stephens County, Texas, which also includes data for the city of Breckenridge. Final figures, superseding the preliminary data for Stephens County, will be included in a Bulletin for the State of Texas to be issued in several months. Similar data will be made available this year in preliminary and final form for each of the counties and States. A single copy of the preliminary release for Stephens County as well as an order blank for other area releases may be obtained by writing to the Bureau of the Census, Washington 25, D. C.

Table 1.—CENSUS OF BUSINESS PRELIMINARY RESULTS FOR 1948, BY TRADE GROUP  
STEPHENS COUNTY, TEX.

Trade group and kind of business	Number of establishments	1948 sales and receipts (Thousand dollars)	Active proprietors of unincorporated businesses Nov. 1948	Paid employees, workweek ended nearest Nov. 15, 1948	
				Total employees <sup>1</sup>	Full workweek employees
RETAIL TRADE, total.....	169	11,159	158	582	480.
Food group.....	30	2,636	27	89	74
Eating and drinking places.....	44	1,168	49	125	112
General merchandise grp, general stores.	6	911	2	71	51
Apparel group.....	12	735	11	37	36
Furniture-home furnishings-appliance grp.	8	532	10	33	23
Automotive group.....	19	2,613	15	108	102
Gasoline service stations.....	27	736	28	39	16
Lumber-building-hardware group.....	7	831	2	34	31
All other retail stores.....	16	997	14	46	35
WHOLESALE TRADE, total.....	28	9,683	24	202	x
Merchant wholesalers.....	20	8,310	16	185	x
Other types of wholesale.....	8	1,373	8	17	x
SELECTED SERVICE TRADES, <sup>2</sup> /total.....	51	510	52	83	59
Personal services.....	29	274	27	71	48
All other service trades.....	22	236	25	12	11
TOURIST COURTS AND CAMPS.....	6	21	5	1	1

x Not available.

<sup>1</sup>/ Includes employees paid for less than the full workweek.

<sup>2</sup>/ See General Description on last page for changes from the 1939 Census of Business in the coverage of Service Trades.

Table 2.—CENSUS OF BUSINESS PRELIMINARY RESULTS FOR 1948 FOR CITIES OF 2,500 INHABITANTS OR MORE  
STEPHENS COUNTY, TEX.

(Data omitted for trade groups where necessary to avoid disclosure)

City and trade group	Number of establishments	1948 sales and receipts (Thousand dollars)	Active proprietors of unincorporated businesses Nov. 1948	Paid employees, workweek ended nearest Nov. 15, 1948	
				Total employees ]	Full workweek employees
Breckenridge:					
Retail trade.....	139	10,272	127	557	460
Wholesale trade.....	28	9,683	24	202	x
Remainder of county:					
Retail trade.....	30	887	31	25	20

x Not available.

1/ Includes employees paid for less than the full workweek.

#### GENERAL DESCRIPTION OF PRELIMINARY RELEASES FOR THE 1948 CENSUS OF BUSINESS

This series of releases, of which one is planned for each county in the United States, presents preliminary results of the 1948 Census of Business. The information is based on reports submitted by business establishments for that Census. The figures shown are preliminary, and are subject to revision in the final Census publications, but the changes are expected to be relatively minor with respect to coverage. The final Census figures will be issued in a series of Business Census bulletins which will show additional detailed kind-of-business information for all places where there are a sufficient number of establishments.

The 1948 Census of Business was taken under the provision of the Act of June 19, 1948, which provides that the Business Census be taken for 1948 and for each fifth year thereafter. Previous Business Censuses were taken for the years 1929, 1933, 1935, and 1939.

**Scope of the Census.**—The 1948 Census of Business covered all establishments in the following trades, as defined by the Standard Industrial Classification Manual, May 1949 issue, of the Executive Office of the President: all retail trades; all wholesale trades; all service trades in the following four groups—personal services, business services, automobile repairs and services, and miscellaneous repair services; hotels; tourist courts and camps; and amusements, including motion picture theaters. Some important services not covered are radio broadcasting and television, medical and health, legal, educational, nonprofit, accounting, and domestic services.

This coverage is similar to that of the 1939 Business Census. However, "custom trades" and "services incidental to transportation," which are no longer included in the standard classification of the service trades, are not covered by the 1948 Census. In a number of localities, these exclusions as well as

other changes in the standard classification may have a considerable effect in comparing 1948 with 1939 data, particularly with respect to establishment count.

**Establishment definition.**—For Census purposes, a business establishment is defined to include only enterprises conducted from a recognizable place of business, provided that the annual sales were in excess of \$5,000 for a wholesale trade establishment and \$500 for establishments in other trades. A detailed analysis of coverage will be provided in future Census of Business publications.

"Number of establishments" is the number of separate business locations, rather than the number of business companies or organizations, since the Census figures represent information reported separately for each business location or establishment. The establishment count reflects the number of places in business at the end of 1948 excluding administrative and executive offices of multinational organizations, and "chain store" warehouses.

**Sales and receipts.**—"1948 sales and receipts" represents sales of merchandise and receipts from repairs and other services to customers. The figures reflect deductions for returned goods and allowances, but not for trade-in allowances; they exclude sales and excise taxes collected from customers and paid directly to any taxing agency.

**Proprietors.**—"Active proprietors..." represents owners and partners of unincorporated businesses who devoted the major portion of their time to the business in November 1948.

**Employment.**—"Number of paid employees..." represents all employees on the pay roll for the pay period ending nearest November 15, 1948. "Full workweek" employees, whether regular or seasonal, are those who in the November 15 pay period were paid for working at least the number of hours typically worked in a week by employees of the reporting establishment.

# 1948 CENSUS OF BUSINESS

RETAIL, WHOLESALE, SERVICE TRADES

U. S. DEPARTMENT OF COMMERCE  
BUREAU OF THE CENSUS

## PRELIMINARY

For Release May 1, 1950

Release Series BC-1P-42-216

### STERLING COUNTY, TEX.

Retail establishments located in Sterling County, Texas, showed a substantial expansion in dollar volume of trade from the 1939 to 1948 according to preliminary figures from the 1948 Census of Business released today by the Bureau of the Census, U. S. Department of Commerce.

Retail sales in the county during 1948 aggregated \$1.2 million, an increase of 140 percent over the \$0.5 million in 1939, when the preceding Census of Business was taken.

Employment in the county decreased over the 9-year period between 1939 and 1948 for the above trade. Retail establishments reported a total of 53 paid employees for the workweek ended nearest November 15, 1948. This compared with a total of 54 employees reported for the week of November 15, 1939.

These preliminary figures have been derived from a Census report on Sterling County, Texas. Final figures, superseding the preliminary data for Sterling County, will be included in a Bulletin for the State of Texas to be issued in several months. Similar data will be made available this year in preliminary and final form for each of the counties and States. A single copy of the preliminary release for Sterling County as well as an order blank for other area releases may be obtained by writing to the Bureau of the Census, Washington 25, D. C.

Table 1.—CENSUS OF BUSINESS PRELIMINARY RESULTS FOR 1948, BY TRADE GROUP

### STERLING COUNTY, TEX.

Trade group and kind of business	Number of establishments	1948 sales and receipts (Thousand dollars)	Active proprietors of unincorporated businesses Nov. 1948	Paid employees, workweek ended nearest Nov. 15, 1948	
				Total employees <sup>1</sup>	Full workweek employees
RETAIL TRADE, total.....	25	1,203	24	53	48
Gasoline service stations.....	6	109	6	12	11
All other retail stores.....	19	1,094	18	41	37

<sup>1</sup>/ Includes employees paid for less than the full workweek.

## GENERAL DESCRIPTION OF PRELIMINARY RELEASES FOR THE 1948 CENSUS OF BUSINESS

This series of releases, of which one is planned for each county in the United States, presents preliminary results of the 1948 Census of Business. The information is based on reports submitted by business establishments for that Census. The figures shown are preliminary, and are subject to revision in the final Census publications, but the changes are expected to be relatively minor with respect to coverage. The final Census figures will be issued in a series of Business Census bulletins which will show additional detailed kind-of-business information for all places where there are a sufficient number of establishments.

The 1948 Census of Business was taken under the provision of the Act of June 19, 1948, which provides that the Business Census be taken for 1948, and for each fifth year thereafter. Previous Business Censuses were taken for the years 1929, 1933, 1935, and 1939.

*Scope of the Census.*—The 1948 Census of Business covered all establishments in the following trades, as defined by the Standard Industrial Classification Manual, May 1949 issue, of the Executive Office of the President: all retail trades; all wholesale trades; all service trades in the following four groups—personal services, business services, automobile repairs and services, and miscellaneous repair services; hotels; tourist courts and camps; and amusements, including motion picture theaters. Some important services not covered are radio broadcasting and television, medical and health, legal, educational, nonprofit, accounting, and domestic services.

This coverage is similar to that of the 1939 Business Census. However, "custom trades" and "services incidental to transportation," which are no longer included in the standard classification of the service trades, are not covered by the 1948 Census. In a number of localities, these exclusions as well as other changes in the standard classification may have a considerable effect in comparing

1948 with 1939 data, particularly with respect to establishment count.

*Establishment definition.*—For Census purposes, a business establishment is defined to include only enterprises conducted from a recognizable place of business, provided that the annual sales were in excess of \$5,000 for a wholesale trade establishment and \$500 for establishments in other trades. A detailed analysis of coverage will be provided in future Census of Business publications.

"Number of establishments" is the number of separate business locations, rather than the number of business companies or organizations, since the Census figures represent information reported separately for each business location or establishment. The establishment count reflects the number of places in business at the end of 1948 excluding administrative and executive offices of multiunit organizations, and "chain store" warehouses.

*Sales and receipts.*—"1948 sales and receipts" represents sales of merchandise and receipts from repairs and other services to customers. The figures reflect deductions for returned goods and allowances, but not for trade-in allowances; they exclude sales and excise taxes collected from customers and paid directly to any taxing agency.

*Proprietors.*—"Active proprietors..." represents owners and partners of unincorporated businesses who devoted the major portion of their time to the business in November 1948.

*Employment.*—"Number of paid employees..." represents all employees on the pay roll for the pay period ending nearest November 15, 1948. "Full workweek" employees, whether regular or seasonal, are those who in the November 15 pay period were paid for working at least the number of hours typically worked in a week by employees of the reporting establishment.

# 1948 CENSUS OF BUSINESS

RETAIL, WHOLESALE, SERVICE TRADES

U. S. DEPARTMENT OF COMMERCE  
BUREAU OF THE CENSUS

## PRELIMINARY

For Release May 1, 1950

Release Series BC-1P-42-217

### STONEWALL COUNTY, TEX.

Retail, wholesale, and service establishments located in Stonewall County, Texas, showed a substantial expansion in dollar volume of trade from 1939 to 1948 according to preliminary figures from the 1948 Census of Business released today by the Bureau of the Census, U. S. Department of Commerce.

Retail sales in the county during 1948 aggregated \$1.6 million, an increase of 167 percent over the \$0.6 million in 1939, when the preceding Census of Business was taken. Wholesale sales in the county reached a total of \$537,000 in 1948 as compared with \$141,000 in 1939. The service trades included in the Census of Business recorded receipts totaling \$62,000 in 1948 compared with \$29,000 in 1939.

Employment in the county also rose over the 9-year period between 1939 and 1948 for the above trades. Establishments in these trades reported a combined total of 95 paid employees for the workweek ended nearest November 15, 1948. This compared with a total of 61 employees reported for the week of November 15, 1939.

These preliminary figures have been derived from a Census report on Stonewall County, Texas. Final figures, superseding the preliminary data for Stonewall County, will be included in a Bulletin for the State of Texas to be issued in several months. Similar data will be made available this year in preliminary and final form for each of the counties and States. A single copy of the preliminary release for Stonewall County as well as an order blank for other area releases may be obtained by writing to the Bureau of the Census, Washington 25, D. C.

Table 1.—CENSUS OF BUSINESS PRELIMINARY RESULTS FOR 1948, BY TRADE GROUP

### STONEWALL COUNTY, TEX.

Trade group and kind of business	Number of establishments	1948 sales and receipts (Thousand dollars)	Active proprietors of unincorporated businesses Nov. 1948	Paid employees, workweek ended nearest Nov. 15, 1948	
				Total employees <sup>1</sup>	Full workweek employees
RETAIL TRADE, total.....	41	1,648	38	75	66
Food group.....	11	490	13	11	7
Eating and drinking places.....	6	92	6	17	17
Gasoline service stations.....	8	221	7	15	14
All other retail stores.....	16	845	12	32	28
WHOLESALE TRADE.....	5	537	5	8	x
SELECTED SERVICE TRADES <sup>2/</sup> .....	12	62	10	12	9

x Not available.

<sup>1/</sup> Includes employees paid for less than the full workweek.

<sup>2/</sup> See General Description on last page for changes from the 1939 Census of Business in the coverage of Service Trades.

## GENERAL DESCRIPTION OF PRELIMINARY RELEASES FOR THE 1948 CENSUS OF BUSINESS

This series of releases, of which one is planned for each county in the United States, presents preliminary results of the 1948 Census of Business. The information is based on reports submitted by business establishments for that Census. The figures shown are preliminary, and are subject to revision in the final Census publications, but the changes are expected to be relatively minor with respect to coverage. The final Census figures will be issued in a series of Business Census bulletins which will show additional detailed kind-of-business information for all places where there are a sufficient number of establishments.

The 1948 Census of Business was taken under the provision of the Act of June 19, 1948, which provides that the Business Census be taken for 1948 and for each fifth year thereafter. Previous Business Censuses were taken for the years 1929, 1933, 1935, and 1939.

*Scope of the Census.*—The 1948 Census of Business covered all establishments in the following trades, as defined by the Standard Industrial Classification Manual, May 1949 issue, of the Executive Office of the President: all retail trades; all wholesale trades; all service trades in the following four groups—personal services, business services, automobile repairs and services, and miscellaneous repair services; hotels; tourist courts and camps; and amusements, including motion picture theaters. Some important services not covered are radio broadcasting and television, medical and health, legal, educational, nonprofit, accounting, and domestic services.

This coverage is similar to that of the 1939 Business Census. However, "custom trades" and "services incidental to transportation," which are no longer included in the standard classification of the service trades, are not covered by the 1948 Census. In a number of localities, these exclusions as well as other changes in the standard classification may have a considerable effect in comparing

1948 with 1939 data, particularly with respect to establishment count.

*Establishment definition.*—For Census purposes, a business establishment is defined to include only enterprises conducted from a recognizable place of business, provided that the annual sales were in excess of \$5,000 for a wholesale trade establishment and \$500 for establishments in other trades. A detailed analysis of coverage will be provided in future Census of Business publications.

"Number of establishments" is the number of separate business locations, rather than the number of business companies or organizations, since the Census figures represent information reported separately for each business location or establishment. The establishment count reflects the number of places in business at the end of 1948 excluding administrative and executive offices of multiunit organizations, and "chain store" warehouses.

*Sales and receipts.*—"1948 sales and receipts" represents sales of merchandise and receipts from repairs and other services to customers. The figures reflect deductions for returned goods and allowances, but not for trade-in allowances; they exclude sales and excise taxes collected from customers and paid directly to any taxing agency.

*Proprietors.*—"Active proprietors..." represents owners and partners of unincorporated businesses who devoted the major portion of their time to the business in November 1948.

*Employment.*—"Number of paid employees..." represents all employees on the pay roll for the pay period ending nearest November 15, 1948. "Full workweek" employees, whether regular or seasonal, are those who in the November 15 pay period were paid for working at least the number of hours typically worked in a week by employees of the reporting establishment.



# 1948 CENSUS OF BUSINESS

RETAIL, WHOLESALE, SERVICE TRADES

U. S. DEPARTMENT OF COMMERCE  
BUREAU OF THE CENSUS

## PRELIMINARY

For Release May 8, 1950

Release Series BC-1P-42-218

### SUTTON COUNTY, TEX.

Retail, wholesale, and service establishments located in Sutton County, Texas, showed a substantial expansion in dollar volume of trade from 1939 to 1948 according to preliminary figures from the 1948 Census of Business released today by the Bureau of the Census, U. S. Department of Commerce.

Retail sales in the county during 1948 aggregated \$3.7 million, an increase of 164 percent over the \$1.4 million in 1939, when the preceding Census of Business was taken. Wholesale sales in the county reached a total of \$2.8 million in 1948 as compared with \$2.2 million in 1939. The service trades included in the Census of Business recorded receipts totaling \$76,000 in 1948 compared with \$41,000 in 1939.

Employment in the county also rose over the 9-year period between 1939 and 1948 for the above trades. Establishments in these trades reported a combined total of 194 paid employees for the workweek ended nearest November 15, 1948. This compared with a total of 182 employees reported for the week of November 15, 1939.

These preliminary figures have been derived from a Census report on Sutton County, Texas, which also includes data for the city of Sonora. Final figures, superseding the preliminary data for Sutton County, will be included in a Bulletin for the State of Texas to be issued in several months. Similar data will be made available this year in preliminary and final form for each of the counties and States. A single copy of the preliminary release for Sutton County as well as an order blank for other area releases may be obtained by writing to the Bureau of the Census, Washington 25, D. C.

Table 1.—CENSUS OF BUSINESS PRELIMINARY RESULTS FOR 1948, BY TRADE GROUP  
SUTTON COUNTY, TEX.

Trade group and kind of business	Number of establishments	1948 sales and receipts (Thousand dollars)	Active proprietors of unincorporated businesses Nov. 1948	Paid employees, workweek ended nearest Nov. 15, 1948	
				Total employees <sup>1</sup>	Full workweek employees
RETAIL TRADE, total.....	62	3,680	58	152	137
Food group.....	14	891	13	22	21
Eating and drinking places.....	12	303	12	34	33
Gasoline service stations.....	7	270	10	14	8
All other retail stores.....	29	2,216	23	82	75
WHOLESALE TRADE.....	6	2,811	4	23	x
SELECTED SERVICE TRADES <sup>2/</sup> .....	8	76	11	19	19

x Not available.

<sup>1/</sup> Includes employees paid for less than the full workweek.

<sup>2/</sup> See General Description on last page for changes from the 1939 Census of Business in the coverage of Service Trades.

Table 2.—CENSUS OF BUSINESS PRELIMINARY RESULTS FOR 1948 FOR CITIES OF 2,500 INHABITANTS OR MORE

SUTTON COUNTY, TEXAS

(Data omitted for trade groups where necessary to avoid disclosure)

City and trade group <sup>1</sup>	Number of establishments	1948 sales and receipts (Thousand dollars)	Active proprietors of unincorporated businesses Nov. 1948	Paid employees, workweek ended nearest Nov. 15, 1948	
				Total employees <sup>2</sup>	Full workweek employees
Sonora:					
Retail trade.....	57	3,559	54	151	136
Selected service trades.....	8	76	11	19	19
Remainder of county:					
Retail trade.....	5	121	4	1	1

1/ See General Description on this page for changes from the 1939 Census of Business in the coverage of Service Trades.

2/ Includes employees paid for less than the full workweek.

GENERAL DESCRIPTION OF PRELIMINARY RELEASES FOR THE 1948 CENSUS OF BUSINESS

This series of releases, of which one is planned for each county in the United States, presents preliminary results of the 1948 Census of Business. The information is based on reports submitted by business establishments for that Census. The figures shown are preliminary, and are subject to revision in the final Census publications, but the changes are expected to be relatively minor with respect to coverage. The final Census figures will be issued in a series of Business Census bulletins which will show additional detailed kind-of-business information for all places where there are a sufficient number of establishments.

The 1948 Census of Business was taken under the provision of the Act of June 19, 1948, which provides that the Business Census be taken for 1948 and for each fifth year thereafter. Previous Business Censuses were taken for the years 1929, 1933, 1935, and 1939.

**Scope of the Census.**—The 1948 Census of Business covered all establishments in the following trades, as defined by the Standard Industrial Classification Manual, May 1949 issue, of the Executive Office of the President: all retail trades; all wholesale trades; all service trades in the following four groups—personal services, business services, automobile repairs and services, and miscellaneous repair services; hotels; tourist courts and camps; and amusements, including motion picture theaters. Some important services not covered are radio broadcasting and television, medical and health, legal, educational, nonprofit, accounting, and domestic services.

This coverage is similar to that of the 1939 Business Census. However, "custom trades" and "services incidental to transportation," which are no longer included in the standard classification of the service trades, are not covered by the 1948 Census. In a number of localities, these exclusions as well as

other changes in the standard classification may have a considerable effect in comparing 1948 with 1939 data, particularly with respect to establishment count.

**Establishment definition.**—For Census purposes, a business establishment is defined to include only enterprises conducted from a recognizable place of business, provided that the annual sales were in excess of \$5,000 for a wholesale trade establishment and \$500 for establishments in other trades. A detailed analysis of coverage will be provided in future Censuses of Business publications.

"Number of establishments" is the number of separate business locations, rather than the number of business companies or organizations, since the Census figures represent information reported separately for each business location or establishment. The establishment count reflects the number of places in business at the end of 1948 excluding administrative and executive offices of multiunit organizations, and "chain store" warehouses.

**Sales and receipts.**—"1948 sales and receipts" represents sales of merchandise and receipts from repairs and other services to customers. The figures reflect deductions for returned goods and allowances, but not for trade-in allowances; they exclude sales and excise taxes collected from customers and paid directly to any taxing agency.

**Proprietors.**—"Active proprietors..." represents owners and partners of unincorporated businesses who devoted the major portion of their time to the business in November 1948.

**Employment.**—"Number of paid employees..." represents all employees on the pay roll for the pay period ending nearest November 15, 1948. "Full workweek" employees, whether regular or seasonal, are those who in the November 15 pay period were paid for working at least the number of hours typically worked in a week by employees of the reporting establishment.

# 1948 CENSUS OF BUSINESS

RETAIL, WHOLESALE, SERVICE TRADES

U. S. DEPARTMENT OF COMMERCE  
BUREAU OF THE CENSUS

## PRELIMINARY

For Release May 1, 1950

Release Series BC-1P-42-219

### SWISHER COUNTY, TEX.

Retail, wholesale, and service establishments located in Swisher County, Texas, showed a substantial expansion in dollar volume of trade from 1939 to 1948 according to preliminary figures from the 1948 Census of Business released today by the Bureau of the Census, U. S. Department of Commerce.

Retail sales in the county during 1948 aggregated \$7.8 million, an increase of 333 percent over the \$1.8 million in 1939, when the preceding Census of Business was taken. Wholesale sales in the county reached a total of \$7.7 million in 1948 as compared with \$1.3 million in 1939. The service trades included in the Census of Business recorded receipts totaling \$397,000 in 1948 compared with \$112,000 in 1939.

Employment in the county also rose over the 9-year period between 1939 and 1948 for the above trades. Establishments in these trades reported a combined total of 440 paid employees for the workweek ended nearest November 15, 1948. This compared with a total of 207 employees reported for the week of November 15, 1939.

These preliminary figures have been derived from a Census report on Swisher County, Texas. Final figures, superseding the preliminary data for Swisher County, will be included in a Bulletin for the State of Texas to be issued in several months. Similar data will be made available this year in preliminary and final form for each of the counties and States. A single copy of the preliminary release for Swisher County as well as an order blank for other area releases may be obtained by writing to the Bureau of the Census, Washington 25, D. C.

Table 1.—CENSUS OF BUSINESS PRELIMINARY RESULTS FOR 1948, BY TRADE GROUP

### SWISHER COUNTY, TEX.

Trade group and kind of business	Number of establishments	1948 sales and receipts (Thousand dollars)	Active proprietors of unincorporated businesses Nov. 1948	Paid employees, workweek ended nearest Nov. 15, 1948	
				Total employees <sup>1</sup>	Full workweek employees
RETAIL TRADE, total.....	90	7,783	101	312	281
Food group.....	13	1,464	14	55	47
Eating and drinking places.....	8	139	8	41	36
Gasoline service stations.....	12	600	17	23	20
All other retail stores.....	57	5,580	62	193	178
WHOLESALE TRADE, total.....	26	7,700	21	77	x
Merchant wholesalers.....	5	799	3	26	x
Other types of wholesale.....	21	6,901	18	51	x
SELECTED SERVICE TRADES, <sup>2</sup> /total.....	40	397	42	51	46
Personal services.....	25	175	26	39	34
All other service trades.....	15	222	16	12	12

x Not available.

<sup>1</sup>/ Includes employees paid for less than the full workweek.

<sup>2</sup>/ See General Description on last page for changes from the 1939 Census of Business in the coverage of Service Trades.

## GENERAL DESCRIPTION OF PRELIMINARY RELEASES FOR THE 1948 CENSUS OF BUSINESS

This series of releases, of which one is planned for each county in the United States, presents preliminary results of the 1948 Census of Business. The information is based on reports submitted by business establishments for that Census. The figures shown are preliminary, and are subject to revision in the final Census publications, but the changes are expected to be relatively minor with respect to coverage. The final Census figures will be issued in a series of Business Census bulletins which will show additional detailed kind-of-business information for all places where there are a sufficient number of establishments.

The 1948 Census of Business was taken under the provision of the Act of June 19, 1948, which provides that the Business Census be taken for 1948 and for each fifth year thereafter. Previous Business Censuses were taken for the years 1929, 1933, 1935, and 1939.

*Scope of the Census.*—The 1948 Census of Business covered all establishments in the following trades, as defined by the Standard Industrial Classification Manual, May 1949 issue, of the Executive Office of the President: all retail trades; all wholesale trades; all service trades in the following four groups—personal services, business services, automobile repairs and services, and miscellaneous repair services; hotels; tourist courts and camps; and amusements, including motion picture theaters. Some important services not covered are radio broadcasting and television, medical and health, legal, educational, nonprofit, accounting, and domestic services.

This coverage is similar to that of the 1939 Business Census. However, "custom trades" and "services incidental to transportation," which are no longer included in the standard classification of the service trades, are not covered by the 1948 Census. In a number of localities, these exclusions as well as other changes in the standard classification may have a considerable effect in comparing

1948 with 1939 data, particularly with respect to establishment count.

*Establishment definition.*—For Census purposes, a business establishment is defined to include only enterprises conducted from a recognizable place of business, provided that the annual sales were in excess of \$5,000 for a wholesale trade establishment and \$500 for establishments in other trades. A detailed analysis of coverage will be provided in future Census of Business publications.

"Number of establishments" is the number of separate business locations, rather than the number of business companies or organizations, since the Census figures represent information reported separately for each business location or establishment. The establishment count reflects the number of places in business at the end of 1948 excluding administrative and executive offices of multiunit organizations, and "chain store" warehouses.

*Sales and receipts.*—"1948 sales and receipts" represents sales of merchandise and receipts from repairs and other services to customers. The figures reflect deductions for returned goods and allowances, but not for trade-in allowances; they exclude sales and excise taxes collected from customers and paid directly to any taxing agency.

*Proprietors.*—"Active proprietors..." represents owners and partners of unincorporated businesses who devoted the major portion of their time to the business in November 1948.

*Employment.*—"Number of paid employees..." represents all employees on the pay roll for the pay period ending nearest November 15, 1948. "Full workweek" employees, whether regular or seasonal, are those who in the November 15 pay period were paid for working at least the number of hours typically worked in a week by employees of the reporting establishment.

# 1948 CENSUS OF BUSINESS

RETAIL, WHOLESALE, SERVICE TRADES

U. S. DEPARTMENT OF COMMERCE  
BUREAU OF THE CENSUS

## PRELIMINARY

For Release May 15, 1950

Release Series BC-1P-42-220

### TARRANT COUNTY, TEX.

Retail, wholesale, and service establishments located in Tarrant County, Texas, showed a substantial expansion in dollar volume of trade from 1939 to 1948 according to preliminary figures from the 1948 Census of Business released today by the Bureau of the Census, U. S. Department of Commerce.

Retail sales in the county during 1948 aggregated \$401.5 million, an increase of 304 percent over the \$99.5 million sales in 1939, when the preceding Census of Business was taken. Wholesale sales volume in the county showed a 343 percent rise over the same period, reaching a total of \$662.0 million in 1948 as compared with \$149.4 million in 1939. The service trades included in the Census of Business reported receipts totaling \$26.3 million in 1948 compared with \$6.7 million in 1939. Amusement businesses in the county recorded receipts of \$5.7 million in 1948. No comparable figures for 1939 are available.

Employment in the county also rose over the 9-year period between 1939 and 1948 for the trades covered by the Census of Business. Retail trade establishments reported 23,214 paid employees for the workweek ended nearest November 15, 1948. Of these, 19,865 worked the full week, and the remainder part of the week. The comparable total and full workweek figures for 1939 were 13,088 and 11,172. Wholesale trade establishments reported a total of 7,326 full- and part-week employees for the week of November 15, 1948, compared with 4,440 for the same week in 1939. For the selected service trades, November 15, 1948, paid employees numbered 4,757; the comparable figure for 1939, adjusted for change in scope between the two Censuses, was 2,997.

These preliminary figures have been derived from a Census report on Tarrant County, Texas. The report also contains data for the cities of Arlington and Fort Worth.

Final figures, superseding the preliminary data for Tarrant County, will be included in a Bulletin for the State of Texas to be issued in several months. Similar data will be made available this year in preliminary and final form for each of the counties and States. A single copy of the preliminary release for Tarrant County as well as an order blank for other area releases may be obtained by writing to the Bureau of the Census, Washington 25, D. C.

91421

Table 1.—CENSUS OF BUSINESS PRELIMINARY RESULTS FOR 1948, BY TRADE GROUP

TARRANT COUNTY, TEX.

Trade group and kind of business	Number of establishments	1948 sales and receipts (Thousand dollars)	Active proprietors of unincorporated businesses Nov. 1948	Paid employees, workweek ended nearest Nov. 15, 1948	
				Total employees <sup>1</sup>	Full workweek employees
RETAIL TRADE, total.....	3,858	401,503	3,663	23,214	19,865
Food group.....	847	73,928	807	2,607	2,156
Eating and drinking places.....	912	24,942	909	4,069	3,595
General merchandise grp, general stores	118	110,106	87	8,029	6,545
Apparel group.....	142	19,191	102	1,255	1,060
Furniture-home furnisngs-appliance grp	158	17,020	136	1,185	1,076
Automotive group.....	197	60,747	182	1,420	1,324
Gasoline service stations.....	536	16,816	585	955	783
Lumber-building-hardware group.....	190	31,514	146	1,209	1,081
Drug and proprietary stores.....	132	12,946	119	1,103	985
All other retail stores.....	626	34,293	590	1,382	1,260
WHOLESALE TRADE, total.....	583	662,042	431	7,326	x
Merchant wholesalers, total.....	389	339,903	277	5,591	x
Groceries, foods.....	66	56,175	53	1,576	x
Dry goods, apparel.....	6	2,986	2	81	x
Hardware, elec'l, plum'g and heat'g.	39	37,036	25	657	x
Mach'y, equip't, industrial supplies	85	32,845	64	926	x
Automotive parts, accessories.....	45	8,588	46	398	x
All other merchant wholesalers.....	148	202,273	87	1,953	x
Manufact'rs' sales branches, offices..	62	58,410	5	1,004	x
Petroleum bulk plants, terminals.....	28	16,163	27	177	x
Agents, brokers (merchandise).....	91	228,197	108	311	x
Assemblers of farm products.....	13	19,369	14	243	x
SELECTED SERVICE TRADES, <sup>2</sup> /total.....	1,681	26,321	1,750	4,757	4,284
Personal services.....	986	13,878	1,018	3,354	2,996
Business services.....	91	3,106	86	421	391
Automotive repairs and services.....	369	6,441	393	643	615
Other repair services.....	235	2,896	253	339	282
HOTELS.....		Data withheld to avoid disclosure			
TOURIST COURTS AND CAMPS.....	69	784	66	150	141
AMUSEMENTS.....	116	5,693	79	734	x

x Not available.

<sup>1</sup>/ Includes employees paid for less than the full workweek.<sup>2</sup>/ See General Description on last page for changes from the 1939 Census of Business in the coverage of Service Trades.

Table 2.—CENSUS OF BUSINESS PRELIMINARY RESULTS FOR 1948 FOR CITIES OF 2,500 INHABITANTS OR MORE

## TARRANT COUNTY, TEX.

(Data omitted for trade groups where necessary to avoid disclosure)

City and trade group <sup>1</sup>	Number of establishments	1948 sales and receipts (Thousand dollars)	Active proprietors of unincorporated businesses Nov. 1948	Paid employees, workweek ended nearest Nov. 15, 1948	
				Total employees <sup>2</sup>	Full workweek employees
<b>Arlington:</b>					
Retail trade.....	120	8,936	111	455	352
Selected service trades.....	49	362	53	81	74
Tourist courts and camps....	Included with "Remainder of county"				
Amusements.....	Included with "Remainder of county"				
<b>Fort Worth:</b>					
Retail trade.....	3,127	369,189	2,942	21,809	18,724
Wholesale trade.....	558	649,439	406	7,131	x
Selected service trades.....	1,471	24,844	1,531	4,550	4,101
Hotels.....	93	4,677	78	1,097	1,034
Tourist courts and camps....	43	626	40	130	125
Amusements.....	96	5,145	64	644	x
<b>Remainder of county: 3/</b>					
Retail trade.....	611	23,378	610	950	789
Wholesale trade.....	25	12,603	25	195	x
Selected service trades.....	161	1,115	166	126	109
Tourist courts and camps....	26	158	26	20	16
Amusements.....	20	548	15	90	x

x Not available.

1/ See General Description on last page for changes from the 1939 Census of Business in the coverage of Service Trades.

2/ Includes employees paid for less than the full workweek.

3/ Except as indicated above, includes figures for establishments, other than wholesale, not located in cities of 2,500 inhabitants or more, and wholesale establishments not located in cities of 5,000 inhabitants or more.

## GENERAL DESCRIPTION OF PRELIMINARY RELEASES FOR THE 1948 CENSUS OF BUSINESS

This series of releases, of which one is planned for each county in the United States, presents preliminary results of the 1948 Census of Business. The information is based on reports submitted by business establishments for that Census. The figures shown are preliminary, and are subject to revision in the final Census publications, but the changes are expected to be relatively minor with respect to coverage. The final Census figures will be issued in a series of Business Census bulletins which will show additional detailed kind-of-business information for all places where there are a sufficient number of establishments.

The 1948 Census of Business was taken under the provision of the Act of June 19, 1948, which provides that the Business Census be taken for 1948 and for each fifth year thereafter. Previous Business Censuses were taken for the years 1929, 1933, 1935, and 1939.

**Scope of the Census.**—The 1948 Census of Business covered all establishments in the following trades, as defined by the Standard Industrial Classification Manual, May 1949 issue, of the Executive Office of the President: all retail trades; all wholesale trades; all service trades in the following four groups—personal services, business services, automobile repairs and services, and miscellaneous repair services; hotels; tourist courts and camps; and amusements, including motion picture theaters. Some important services not covered are radio broadcasting and television, medical and health, legal, educational, nonprofit, accounting, and domestic services.

This coverage is similar to that of the 1939 Business Census. However, "custom trades" and "services incidental to transportation," which are no longer included in the standard classification of the service trades, are not covered by the 1948 Census. In a number of localities, these exclusions as well as

other changes in the standard classification may have a considerable effect in comparing 1948 with 1939 data, particularly with respect to establishment count.

**Establishment definition.**—For Census purposes, a business establishment is defined to include only enterprises conducted from a recognizable place of business, provided that the annual sales were in excess of \$5,000 for a wholesale trade establishment and \$500 for establishments in other trades. A detailed analysis of coverage will be provided in future Censuses of Business publications.

"Number of establishments" is the number of separate business locations, rather than the number of business companies or organizations, since the Census figures represent information reported separately for each business location or establishment. The establishment count reflects the number of places in business at the end of 1948 excluding administrative and executive offices of multiunit organizations, and "chain store" warehouses.

**Sales and receipts.**—"1948 sales and receipts" represents sales of merchandise and receipts from repairs and other services to customers. The figures reflect deductions for returned goods and allowances, but not for trade-in allowances; they exclude sales and excise taxes collected from customers and paid directly to any taxing agency.

**Proprietors.**—"Active proprietors..." represents owners and partners of unincorporated businesses who devoted the major portion of their time to the business in November 1948.

**Employment.**—"Number of paid employees..." represents all employees on the pay roll for the pay period ending nearest November 15, 1948. "Full workweek" employees, whether regular or seasonal, are those who in the November 15 pay period were paid for working at least the number of hours typically worked in a week by employees of the reporting establishment.

W  
t  
t  
18.



# 1948 CENSUS OF BUSINESS

RETAIL, WHOLESALE, SERVICE TRADES

U. S. DEPARTMENT OF COMMERCE  
BUREAU OF THE CENSUS

## PRELIMINARY

For Release May 15, 1950

Release Series BC-1P- 42-221

### TAYLOR COUNTY, TEX.

Retail, wholesale, and service establishments located in Taylor County, Texas, showed a substantial expansion in dollar volume of trade from 1939 to 1948 according to preliminary figures from the 1948 Census of Business released today by the Bureau of the Census, U. S. Department of Commerce.

Retail sales in the county during 1948 aggregated \$66.8 million, an increase of 315 percent over the \$16.1 million in 1939, when the preceding Census of Business was taken. Wholesale sales in the county reached a total of \$72.5 million in 1948 as compared with \$14.6 million in 1939. The service trades included in the Census of Business recorded receipts totaling \$3.9 million in 1948 compared with \$1.0 million in 1939.

Employment in the county also rose over the 9-year period between 1939 and 1948 for the above trades. Establishments in these trades reported a combined total of 5,066 paid employees for the workweek ended nearest November 15, 1948. This compared with a total of 3,089 employees reported for the week of November 15, 1939.

These preliminary figures have been derived from a Census report on Taylor County, Texas, which also includes data for the city of Abilene. Final figures, superseding the preliminary data for Taylor County, will be included in a Bulletin for the State of Texas to be issued in several months. Similar data will be made available this year in preliminary and final form for each of the counties and States. A single copy of the preliminary release for Taylor County as well as an order blank for other area releases may be obtained by writing to the Bureau of the Census, Washington 25, D. C.

91281

Table 1.—CENSUS OF BUSINESS PRELIMINARY RESULTS FOR 1948, BY TRADE GROUP  
TAYLOR COUNTY, TEX.

Trade group and kind of business	Number of establishments	1948 sales and receipts (Thousand dollars)	Active proprietors of unincorporated businesses Nov. 1948	Paid employees, workweek ended nearest Nov. 15, 1948	
				Total employees <sup>1</sup>	Full workweek employees
RETAIL TRADE, total.....	714	66,766	697	3,327	2,903
Food group.....	167	11,595	152	369	286
Eating and drinking places.....	81	2,220	87	459	410
General merchandise grp, general stores	42	10,575	46	749	624
Apparel group.....	41	3,562	32	208	173
Furniture-home furnishgs-appliance grp	32	3,117	33	174	165
Automotive group.....	60	18,062	54	445	426
Gasoline service stations.....	110	3,318	115	235	210
Lumber-building-hardware group.....	52	7,484	56	211	200
Drug and proprietary stores.....	34	2,073	32	201	168
All other retail stores.....	95	4,760	90	276	241
WHOLESALE TRADE, total.....	110	72,458	65	1,057	x
Merchant wholesalers, total.....	66	32,137	48	773	x
Groceries, foods.....	12	9,315	10	363	x
Hardware, elec'l, plum'g & heat'g...	6	4,792	7	65	x
Mach'y, equip't, industrial supplies.	18	7,670	7	134	x
Automotive parts, accessories.....	7	1,678	3	56	x
All other merchant wholesalers.....	23	8,682	21	155	x
Manufact'rs' sales branches, offices..	13	11,175	1	116	x
Petroleum bulk plants, terminals.....	15	3,768	11	43	x
Other types of wholesale.....	16	25,378	5	125	x
SELECTED SERVICE TRADES, <sup>2/</sup> total.....	297	3,917	304	682	622
Personal services.....	167	1,965	175	480	438
Business services.....	8	133	5	21	21
Automotive repairs and services.....	70	1,102	71	113	103
Other repair services.....	52	717	53	68	60
TOURIST COURTS AND CAMPS.....	25	195	22	26	23

x Not available.

<sup>1/</sup> Includes employees paid for less than the full workweek.

<sup>2/</sup> See General Description on last page for changes from the 1939 Census of Business in the coverage of Service Trades.

91281

Table 2.—CENSUS OF BUSINESS PRELIMINARY RESULTS FOR 1948 FOR CITIES OF 2,500 INHABITANTS OR MORE

## TAYLOR COUNTY, TEX.

(Data omitted for trade groups where necessary to avoid disclosure)

City and trade group <sup>1</sup>	Number of establishments	1948 sales and receipts (Thousand dollars)	Active proprietors of unincorporated businesses Nov. 1948	Paid employees, workweek ended nearest Nov. 15, 1948	
				Total employees <sup>2</sup>	Full workweek employees
Abilene:					
Retail trade.....	551	61,371	528	3,103	2,740
Wholesale trade.....	96	54,728	60	910	x
Selected service trades....	247	3,595	248	632	581
Remainder of county:					
Retail trade.....	163	5,395	169	224	163
Wholesale trade.....	14	17,730	5	147	x
Selected service trades....	50	322	56	50	41

x Not available.

1/ See General Description on this page for changes from the 1939 Census of Business in the coverage of Service Trades.

2/ Includes employees paid for less than the full workweek.

## GENERAL DESCRIPTION OF PRELIMINARY RELEASES FOR THE 1948 CENSUS OF BUSINESS

This series of releases, of which one is planned for each county in the United States, presents preliminary results of the 1948 Census of Business. The information is based on reports submitted by business establishments for that Census. The figures shown are preliminary, and are subject to revision in the final Census publications, but the changes are expected to be relatively minor with respect to coverage. The final Census figures will be issued in a series of Business Census bulletins which will show additional detailed kind-of-business information for all places where there are a sufficient number of establishments.

The 1948 Census of Business was taken under the provision of the Act of June 19, 1948, which provides that the Business Census be taken for 1948 and for each fifth year thereafter. Previous Business Censuses were taken for the years 1929, 1933, 1936, and 1939.

**Scope of the Census.**—The 1948 Census of Business covered all establishments in the following trades, as defined by the Standard Industrial Classification Manual, May 1949 issue, of the Executive Office of the President: all retail trades; all wholesale trades; all service trades in the following four groups—personal services, business services, automobile repairs and services, and miscellaneous repair services; hotels; tourist courts and camps; and amusements, including motion picture theaters. Some important services not covered are radio broadcasting and television, medical and health, legal, educational, nonprofit, accounting, and domestic services.

This coverage is similar to that of the 1939 Business Census. However, "custom trades" and "services incidental to transportation," which are no longer included in the standard classification of the service trades, are not covered by the 1948 Census. In a number of localities, these exclusions as well as

other changes in the standard classification may have a considerable effect in comparing 1948 with 1939 data, particularly with respect to establishment count.

**Establishment definition.**—For Census purposes, a business establishment is defined to include only enterprises conducted from a recognizable place of business, provided that the annual sales were in excess of \$5,000 for a wholesale trade establishment and \$500 for establishments in other trades. A detailed analysis of coverage will be provided in future Census of Business publications.

"Number of establishments" is the number of separate business locations, rather than the number of business companies or organizations, since the Census figures represent information reported separately for each business location or establishment. The establishment count reflects the number of places in business at the end of 1948 excluding administrative and executive offices of multiunit organizations, and "chain store" warehouses.

**Sales and receipts.**—"1948 sales and receipts" represents sales of merchandise and receipts from repairs and other services to customers. The figures reflect deductions for returned goods and allowances, but not for trade-in allowances; they exclude sales and excise taxes collected from customers and paid directly to any taxing agency.

**Proprietors.**—"Active proprietors..." represents owners and partners of unincorporated businesses who devoted the major portion of their time to the business in November 1948.

**Employment.**—"Number of paid employees..." represents all employees on the pay roll for the pay period ending nearest November 15, 1948. "Full workweek" employees, whether regular or seasonal, are those who in the November 15 pay period were paid for working at least the number of hours typically worked in a week by employees of the reporting establishment.

l  
t  
h  
h  
r  
a  
oi  
ui  
rc  
ic

low  
at  
at  
us.

# 1948 CENSUS OF BUSINESS

RETAIL, WHOLESALE, SERVICE TRADES

U. S. DEPARTMENT OF COMMERCE  
BUREAU OF THE CENSUS

## PRELIMINARY

For Release May 1, 1950

Release Series BC-1P-42-222

### TERRELL COUNTY, TEX.

Retail and service establishments located in Terrell County, Texas, showed a substantial expansion in dollar volume of trade from 1939 to 1948 according to preliminary figures from the 1948 Census of Business released today by the Bureau of the Census, U. S. Department of Commerce.

Retail sales in the county during 1948 aggregated \$2.3 million, an increase of 156 percent over the \$0.9 million in 1939, when the preceding Census of Business was taken. The service trades included in the Census of Business recorded receipts totaling \$76,000 in 1948 compared with \$34,000 in 1939.

Employment in the county also rose over the 9-year period between 1939 and 1948 for the above trades. Establishments in these trades reported a combined total of 141 paid employees for the workweek ended nearest November 15, 1948. This compared with a total of 97 employees reported for the week of November 15, 1939.

These preliminary figures have been derived from a Census report on Terrell County, Texas. Final figures, superseding the preliminary data for Terrell County, will be included in a Bulletin for the State of Texas to be issued in several months. Similar data will be made available this year in preliminary and final form for each of the counties and States. A single copy of the preliminary release for Terrell County as well as an order blank for other area releases may be obtained by writing to the Bureau of the Census, Washington 25, D. C.

Table 1.—CENSUS OF BUSINESS PRELIMINARY RESULTS FOR 1948, BY TRADE GROUP  
TERRELL COUNTY, TEX.

Trade group and kind of business	Number of establishments	1948 sales and receipts (Thousand dollars)	Active proprietors of unincorporated businesses Nov. 1948	Paid employees, workweek ended nearest Nov. 15, 1948	
				Total employees <sup>1</sup>	Full workweek employees
RETAIL TRADE, total.....	49	2,342	46	134	112
Food group.....	13	499	15	17	13
Eating and drinking places.....	13	246	13	37	32
Gasoline service stations.....	7	339	6	14	13
All other retail stores.....	16	1,258	12	66	54
SELECTED SERVICE TRADES <sup>2/</sup> .....	12	76	12	7	6

<sup>1/</sup> Includes employees paid for less than the full workweek.

<sup>2/</sup> See General Description on last page for changes from the 1939 Census of Business in the coverage of Service Trades.

## GENERAL DESCRIPTION OF PRELIMINARY RELEASES FOR THE 1948 CENSUS OF BUSINESS

This series of releases, of which one is planned for each county in the United States, presents preliminary results of the 1948 Census of Business. The information is based on reports submitted by business establishments for that Census. The figures shown are preliminary, and are subject to revision in the final Census publications, but the changes are expected to be relatively minor with respect to coverage. The final Census figures will be issued in a series of Business Census bulletins which will show additional detailed kind-of-business information for all places where there are a sufficient number of establishments.

The 1948 Census of Business was taken under the provision of the Act of June 19, 1948, which provides that the Business Census be taken for 1948 and for each fifth year thereafter. Previous Business Censuses were taken for the years 1929, 1933, 1935, and 1939.

*Scope of the Census.*—The 1948 Census of Business covered all establishments in the following trades, as defined by the Standard Industrial Classification Manual, May 1949 issue, of the Executive Office of the President: all retail trades; all wholesale trades; all service trades in the following four groups—personal services, business services, automobile repairs and services, and miscellaneous repair services; hotels; tourist courts and camps; and amusements, including motion picture theaters. Some important services not covered are radio broadcasting and television, medical and health, legal, educational, nonprofit, accounting, and domestic services.

This coverage is similar to that of the 1939 Business Census. However, "custom trades" and "services incidental to transportation," which are no longer included in the standard classification of the service trades, are not covered by the 1948 Census. In a number of localities, these exclusions as well as other changes in the standard classification may have a considerable effect in comparing

1948 with 1939 data, particularly with respect to establishment count.

*Establishment definition.*—For Census purposes, a business establishment is defined to include only enterprises conducted from a recognizable place of business, provided that the annual sales were in excess of \$5,000 for a wholesale trade establishment and \$500 for establishments in other trades. A detailed analysis of coverage will be provided in future Census of Business publications.

"Number of establishments" is the number of separate business locations, rather than the number of business companies or organizations, since the Census figures represent information reported separately for each business location or establishment. The establishment count reflects the number of places in business at the end of 1948 excluding administrative and executive offices of multiunit organizations, and "chain store" warehouses.

*Sales and receipts.*—"1948 sales and receipts" represents sales of merchandise and receipts from repairs and other services to customers. The figures reflect deductions for returned goods and allowances, but not for trade-in allowances; they exclude sales and excise taxes collected from customers and paid directly to any taxing agency.

*Proprietors.*—"Active proprietors..." represents owners and partners of unincorporated businesses who devoted the major portion of their time to the business in November 1948.

*Employment.*—"Number of paid employees..." represents all employees on the pay roll for the pay period ending nearest November 15, 1948. "Full workweek" employees, whether regular or seasonal, are those who in the November 15 pay period were paid for working at least the number of hours typically worked in a week by employees of the reporting establishment.

# 1948 CENSUS OF BUSINESS

RETAIL, WHOLESALE, SERVICE TRADES

U. S. DEPARTMENT OF COMMERCE  
BUREAU OF THE CENSUS

## PRELIMINARY

For Release May 1, 1950

Release Series BC-1P-42-223

### TERRY COUNTY, TEX.

Retail, wholesale, and service establishments located in Terry County, Texas, showed a substantial expansion in dollar volume of trade from 1939 to 1948 according to preliminary figures from the 1948 Census of Business released today by the Bureau of the Census, U. S. Department of Commerce.

Retail sales in the county during 1948 aggregated \$13.3 million, an increase of 316 percent over the \$3.2 million in 1939, when the preceding Census of Business was taken. Wholesale sales in the county reached a total of \$3.3 million in 1948 as compared with \$1.2 million in 1939. The service trades included in the Census of Business recorded receipts totaling \$724,000 in 1948 compared with \$103,000 in 1939.

Employment in the county also rose over the 9-year period between 1939 and 1948 for the above trades. Establishments in these trades reported a combined total of 689 paid employees for the workweek ended nearest November 15, 1948. This compared with a total of 451 employees reported for the week of November 15, 1939.

These preliminary figures have been derived from a Census report on Terry County, Texas, which also includes data for the city of Brownfield. Final figures, superseding the preliminary data for Terry County, will be included in a Bulletin for the State of Texas to be issued in several months. Similar data will be made available this year in preliminary and final form for each of the counties and States. A single copy of the preliminary release for Terry County as well as an order blank for other area releases may be obtained by writing to the Bureau of the Census, Washington 25, D. C.

Table 1.—CENSUS OF BUSINESS PRELIMINARY RESULTS FOR 1948, BY TRADE GROUP

### TERRY COUNTY, TEX.

Trade group and kind of business	Number of establishments	1948 sales and receipts (Thousand dollars)	Active proprietors of unincorporated businesses Nov. 1948	Paid employees, workweek ended nearest Nov. 15, 1948	
				Total employees <sup>1</sup>	Full workweek employees
RETAIL TRADE, total.....	143	13,296	152	518	431
Food group.....	31	2,621	31	96	63
Eating and drinking places.....	20	409	22	63	58
Gasoline service stations.....	21	944	24	42	40
All other retail stores.....	71	9,322	75	317	270
WHOLESALE TRADE.....	14	3,303	9	65	x
SELECTED SERVICE TRADES, <sup>2/</sup> total.....	56	724	53	106	96
Personal services.....	27	328	23	70	64
All other service trades.....	29	396	30	36	32

x Not available.

<sup>1/</sup> Includes employees paid for less than the full workweek.

<sup>2/</sup> See General Description on last page for changes from the 1939 Census of Business in the coverage of Service Trades.

Table 2.—CENSUS OF BUSINESS PRELIMINARY RESULTS FOR 1948 FOR CITIES OF 2,500 INHABITANTS OR MORE

TERRY COUNTY, TEX.

(Data omitted for trade groups where necessary to avoid disclosure)

City and trade group	Number of establishments	1948 sales and receipts (Thousand dollars)	Active proprietors of unincorporated businesses Nov. 1948	Paid employees, workweek ended nearest Nov. 15, 1948	
				Total employees <sup>1/</sup>	Full workweek employees
<b>Brownfield:</b>					
Retail trade.....	118	12,445	127	491	406
<b>Remainder of county:</b>					
Retail trade.....	25	851	25	27	25

<sup>1/</sup> Includes employees paid for less than the full workweek.

GENERAL DESCRIPTION OF PRELIMINARY RELEASES FOR THE 1948 CENSUS OF BUSINESS

This series of releases, of which one is planned for each county in the United States, presents preliminary results of the 1948 Census of Business. The information is based on reports submitted by business establishments for that Census. The figures shown are preliminary, and are subject to revision in the final Census publications, but the changes are expected to be relatively minor with respect to coverage. The final Census figures will be issued in a series of Business Census bulletins which will show additional detailed kind-of-business information for all places where there are a sufficient number of establishments.

The 1948 Census of Business was taken under the provision of the Act of June 19, 1948, which provides that the Business Census be taken for 1948 and for each fifth year thereafter. Previous Business Censuses were taken for the years 1929, 1933, 1935, and 1939.

**Scope of the Census.**—The 1948 Census of Business covered all establishments in the following trades, as defined by the Standard Industrial Classification Manual, May 1949 issue, of the Executive Office of the President: all retail trades; all wholesale trades; all service trades in the following four groups—personal services, business services, automobile repairs and services, and miscellaneous repair services; hotels; tourist courts and camps; and amusements, including motion picture theaters. Some important services not covered are radio broadcasting and television, medical and health, legal, educational, nonprofit, accounting, and domestic services.

This coverage is similar to that of the 1939 Business Census. However, "custom trades" and "services incidental to transportation," which are no longer included in the standard classification of the service trades, are not covered by the 1948 Census. In a number of localities, these exclusions as well as

other changes in the standard classification may have a considerable effect in comparing 1948 with 1939 data, particularly with respect to establishment count.

**Establishment definition.**—For Census purposes, a business establishment is defined to include only enterprises conducted from a recognizable place of business, provided that the annual sales were in excess of \$5,000 for a wholesale trade establishment and \$500 for establishments in other trades. A detailed analysis of coverage will be provided in future Census of Business publications.

"Number of establishments" is the number of separate business locations, rather than the number of business companies or organizations, since the Census figures represent information reported separately for each business location or establishment. The establishment count reflects the number of places in business at the end of 1948 excluding administrative and executive offices of multiunit organizations, and "chain store" warehouses.

**Sales and receipts.**—"1948 sales and receipts" represents sales of merchandise and receipts from repairs and other services to customers. The figures reflect deductions for returned goods and allowances, but not for trade-in allowances; they exclude sales and excise taxes collected from customers and paid directly to any taxing agency.

**Proprietors.**—"Active proprietors..." represents owners and partners of unincorporated businesses who devoted the major portion of their time to the business in November 1948.

**Employment.**—"Number of paid employees..." represents all employees on the pay roll for the pay period ending nearest November 15, 1948. "Full workweek" employees, whether regular or seasonal, are those who in the November 15 pay period were paid for working at least the number of hours typically worked in a week by employees of the reporting establishment.



# 1948 CENSUS OF BUSINESS

RETAIL, WHOLESALE, SERVICE TRADES

U. S. DEPARTMENT OF COMMERCE  
BUREAU OF THE CENSUS

## PRELIMINARY

For Release May 1, 1950

Release Series BC-1P-42-224

### THROCKMORTON COUNTY, TEX.

Retail, wholesale, and service establishments located in Throckmorton County, Texas, showed a substantial expansion in dollar volume of trade from 1939 to 1948 according to preliminary figures from the 1948 Census of Business released today by the Bureau of the Census, U. S. Department of Commerce.

Retail sales in the county during 1948 aggregated \$2.3 million, an increase of 229 percent over the \$0.7 million in 1939, when the preceding Census of Business was taken. Wholesale sales in the county reached a total of \$624,000 in 1948 as compared with \$72,000 in 1939. The service trades included in the Census of Business recorded receipts totaling \$120,000 in 1948 compared with \$34,000 in 1939.

Employment in the county also rose over the 9-year period between 1939 and 1948 for the above trades. Establishments in these trades reported a combined total of 119 paid employees for the workweek ended nearest November 15, 1948. This compared with a total of 69 employees reported for the week of November 15, 1939.

These preliminary figures have been derived from a Census report on Throckmorton County, Texas. Final figures, superseding the preliminary data for Throckmorton County, will be included in a Bulletin for the State of Texas to be issued in several months. Similar data will be made available this year in preliminary and final form for each of the counties and States. A single copy of the preliminary release for Throckmorton County as well as an order blank for other area releases may be obtained by writing to the Bureau of the Census, Washington 25, D. C.

Table 1.—CENSUS OF BUSINESS PRELIMINARY RESULTS FOR 1948, BY TRADE GROUP

### THROCKMORTON COUNTY, TEX.

Trade group and kind of business	Number of establishments	1948 sales and receipts (Thousand dollars)	Active proprietors of unincorporated businesses Nov. 1948	Paid employees, workweek ended nearest Nov. 15, 1948	
				Total employees <sup>1</sup>	Full workweek employees
RETAIL TRADE, total.....	66	2,275	64	98	81
Food group.....	16	600	15	10	8
Eating and drinking places.....	9	128	9	27	24
Gasoline service stations.....	12	284	13	16	15
All other retail stores.....	29	1,263	27	45	34
WHOLESALE TRADE.....	6	624	8	5	x
SELECTED SERVICE TRADES, <sup>2/</sup> total.....	24	120	26	16	12
Personal services.....	16	76	18	13	9
All other service trades.....	8	44	8	3	3

x Not available.

<sup>1/</sup> Includes employees paid for less than the full workweek.

<sup>2/</sup> See General Description on last page for changes from the 1939 Census of Business in the coverage of Service Trades.

GENERAL DESCRIPTION OF PRELIMINARY RELEASES FOR THE  
1948 CENSUS OF BUSINESS

This series of releases, of which one is planned for each county in the United States, presents preliminary results of the 1948 Census of Business. The information is based on reports submitted by business establishments for that Census. The figures shown are preliminary, and are subject to revision in the final Census publications, but the changes are expected to be relatively minor with respect to coverage. The final Census figures will be issued in a series of Business Census bulletins which will show additional detailed kind-of-business information for all places where there are a sufficient number of establishments.

The 1948 Census of Business was taken under the provision of the Act of June 19, 1948, which provides that the Business Census be taken for 1948 and for each fifth year thereafter. Previous Business Censuses were taken for the years 1929, 1933, 1935, and 1939.

*Scope of the Census.*—The 1948 Census of Business covered all establishments in the following trades, as defined by the Standard Industrial Classification Manual, May 1949 issue, of the Executive Office of the President: all retail trades; all wholesale trades; all service trades in the following four groups—personal services, business services, automobile repairs and services, and miscellaneous repair services; hotels; tourist courts and camps; and amusements, including motion picture theaters. Some important services not covered are radio broadcasting and television, medical and health, legal, educational, nonprofit, accounting, and domestic services.

This coverage is similar to that of the 1939 Business Census. However, "custom trades" and "services incidental to transportation," which are no longer included in the standard classification of the service trades, are not covered by the 1948 Census. In a number of localities, these exclusions as well as other changes in the standard classification may have a considerable effect in comparing

1948 with 1939 data, particularly with respect to establishment count.

*Establishment definition.*—For Census purposes, a business establishment is defined to include only enterprises conducted from a recognizable place of business, provided that the annual sales were in excess of \$5,000 for a wholesale trade establishment and \$500 for establishments in other trades. A detailed analysis of coverage will be provided in future Census of Business publications.

"Number of establishments" is the number of separate business locations, rather than the number of business companies or organizations, since the Census figures represent information reported separately for each business location or establishment. The establishment count reflects the number of places in business at the end of 1948 excluding administrative and executive offices of multiunit organizations, and "chain store" warehouses.

*Sales and receipts.*—"1948 sales and receipts" represents sales of merchandise and receipts from repairs and other services to customers. The figures reflect deductions for returned goods and allowances, but not for trade-in allowances; they exclude sales and excise taxes collected from customers and paid directly to any taxing agency.

*Proprietors.*—"Active proprietors..." represents owners and partners of unincorporated businesses who devoted the major portion of their time to the business in November 1948.

*Employment.*—"Number of paid employees..." represents all employees on the pay roll for the pay period ending nearest November 15, 1948. "Full workweek" employees, whether regular or seasonal, are those who in the November 15 pay period were paid for working at least the number of hours typically worked in a week by employees of the reporting establishment.

# 1948 CENSUS OF BUSINESS

U. S. DEPARTMENT OF COMMERCE  
BUREAU OF THE CENSUS

RETAIL, WHOLESALE, SERVICE TRADES

## PRELIMINARY

For Release May 8, 1950

Release Series BC-1P-42-225

### TITUS COUNTY, TEX.

Retail, wholesale, and service establishments located in Titus County, Texas, showed a substantial expansion in dollar volume of trade from 1939 to 1948 according to preliminary figures from the 1948 Census of Business released today by the Bureau of the Census, U. S. Department of Commerce.

Retail sales in the county during 1948 aggregated \$11.4 million, an increase of 200 percent over the \$3.8 million in 1939, when the preceding Census of Business was taken. Wholesale sales in the county reached a total of \$6.9 million in 1948 as compared with \$1.4 million in 1939. The service trades included in the Census of Business recorded receipts totaling \$525,000 in 1948 compared with \$200,000 in 1939.

Employment in the county also rose over the 9-year period between 1939 and 1948 for the above trades. Establishments in these trades reported a combined total of 826 paid employees for the workweek ended nearest November 15, 1948. This compared with a total of 615 employees reported for the week of November 15, 1939.

These preliminary figures have been derived from a Census report on Titus County, Texas, which also includes data for the city of Mount Pleasant. Final figures, superseding the preliminary data for Titus County, will be included in a Bulletin for the State of Texas to be issued in several months. Similar data will be made available this year in preliminary and final form for each of the counties and States. A single copy of the preliminary release for Titus County as well as an order blank for other area releases may be obtained by writing to the Bureau of the Census, Washington 25, D. C.

Table 1.—CENSUS OF BUSINESS PRELIMINARY RESULTS FOR 1948, BY TRADE GROUP

### TITUS COUNTY, TEX.

Trade group and kind of business	Number of establishments	1948 sales and receipts (Thousand dollars)	Active proprietors of unincorporated businesses Nov. 1948	Paid employees, workweek ended nearest Nov. 15, 1948	
				Total employees <sup>1</sup>	Full workweek employees
RETAIL TRADE, total.....	213	11,403	212	602	489
Food group.....	69	3,313	72	121	105
Eating and drinking places.....	17	381	17	80	71
General merchandise grp, general stores	18	1,303	17	97	53
Apparel group.....	10	376	9	26	19
Furniture-home furnishings-appliance grp	14	825	13	25	24
Automotive group.....	16	2,771	16	93	89
Gasoline service stations.....	30	735	28	45	40
Lumber-building-hardware group.....	14	1,048	15	71	55
Drug and proprietary stores.....	5	328	5	26	24
All other retail stores.....	20	323	20	18	9
WHOLESALE TRADE, total.....	22	6,912	10	116	x
Merchant wholesalers.....	12	2,338	4	60	x
Other types of wholesale.....	10	4,574	6	56	x
SELECTED SERVICE TRADES, <sup>2</sup> /total.....	59	525	65	108	99
Personal services.....	37	348	41	89	81
All other service trades.....	22	177	24	19	18
TOURIST COURTS AND CAMPS.....	9	80	8	11	11

x Not available.

<sup>1</sup>/ Includes employees paid for less than the full workweek.

<sup>2</sup>/ See General Description on last page for changes from the 1939 Census of Business in the coverage of Service Trades.

Table 2.—CENSUS OF BUSINESS PRELIMINARY RESULTS FOR 1948 FOR CITIES OF 2,500 INHABITANTS OR MORE  
TITUS COUNTY, TEX.

(Data omitted for trade groups where necessary to avoid disclosure)

City and trade group	Number of establishments	1948 sales and receipts (Thousand dollars)	Active proprietors of unincorporated businesses Nov. 1948	Paid employees, workweek ended nearest Nov. 15, 1948	
				Total employees <sup>1/</sup>	Full workweek employees
Mount Pleasant:					
Retail trade.....	136	9,853	133	549	457
Remainder of county:					
Retail trade.....	77	1,550	79	53	32

<sup>1/</sup> Includes employees paid for less than the full workweek.

### GENERAL DESCRIPTION OF PRELIMINARY RELEASES FOR THE 1948 CENSUS OF BUSINESS

This series of releases, of which one is planned for each county in the United States, presents preliminary results of the 1948 Census of Business. The information is based on reports submitted by business establishments for that Census. The figures shown are preliminary, and are subject to revision in the final Census publications, but the changes are expected to be relatively minor with respect to coverage. The final Census figures will be issued in a series of Business Census bulletins which will show additional detailed kind-of-business information for all places where there are a sufficient number of establishments.

The 1948 Census of Business was taken under the provision of the Act of June 19, 1948, which provides that the Business Census be taken for 1948 and for each fifth year thereafter. Previous Business Censuses were taken for the years 1929, 1933, 1935, and 1939.

**Scope of the Census.**—The 1948 Census of Business covered all establishments in the following trades, as defined by the Standard Industrial Classification Manual, May 1949 issue, of the Executive Office of the President: all retail trades; all wholesale trades; all service trades in the following four groups—personal services, business services, automobile repairs and services, and miscellaneous repair services; hotels; tourist courts and camps; and amusements, including motion picture theaters. Some important services not covered are radio broadcasting and television, medical and health, legal, educational, nonprofit, accounting, and domestic services.

This coverage is similar to that of the 1939 Business Census. However, "custom trades" and "services incidental to transportation," which are no longer included in the standard classification of the service trades, are not covered by the 1948 Census. In a number of localities, these exclusions as well as

other changes in the standard classification may have a considerable effect in comparing 1948 with 1939 data, particularly with respect to establishment count.

**Establishment definition.**—For Census purposes, a business establishment is defined to include only enterprises conducted from a recognizable place of business, provided that the annual sales were in excess of \$5,000 for a wholesale trade establishment and \$500 for establishments in other trades. A detailed analysis of coverage will be provided in future Censuses of Business publications.

"Number of establishments" is the number of separate business locations, rather than the number of business companies or organizations, since the Census figures represent information reported separately for each business location or establishment. The establishment count reflects the number of places in business at the end of 1948 excluding administrative and executive offices of multinational organizations, and "chain store" warehouses.

**Sales and receipts.**—"1948 sales and receipts" represents sales of merchandise and receipts from repairs and other services to customers. The figures reflect deductions for returned goods and allowances, but not for trade-in allowances; they exclude sales and excise taxes collected from customers and paid directly to any taxing agency.

**Proprietors.**—"Active proprietors..." represents owners and partners of unincorporated businesses who devoted the major portion of their time to the business in November 1948.

**Employment.**—"Number of paid employees..." represents all employees on the pay roll for the pay period ending nearest November 15, 1948. "Full workweek" employees, whether regular or seasonal, are those who in the November 15 pay period were paid for working at least the number of hours typically worked in a week by employees of the reporting establishment.

# 1948 CENSUS OF BUSINESS

U. S. DEPARTMENT OF COMMERCE  
BUREAU OF THE CENSUS

RETAIL, WHOLESALE, SERVICE TRADES

## PRELIMINARY

For Release May 15, 1950

Release Series BC-1P- 42-226

### TOM GREEN COUNTY, TEX.

Retail, wholesale, and service establishments located in Tom Green County, Texas, showed a substantial expansion in dollar volume of trade from 1939 to 1948 according to preliminary figures from the 1948 Census of Business released today by the Bureau of the Census, U. S. Department of Commerce.

Retail sales in the county during 1948 aggregated \$62.5 million, an increase of 288 percent over the \$16.1 million in 1939, when the preceding Census of Business was taken. Wholesale sales in the county reached a total of \$70.9 million in 1948 as compared with \$17.7 million in 1939. The service trades included in the Census of Business recorded receipts totaling \$3.4 million in 1948 compared with \$1.0 million in 1939.

Employment in the county also rose over the 9-year period between 1939 and 1948 for the above trades. Establishments in these trades reported a combined total of 4,652 paid employees for the workweek ended nearest November 15, 1948. This compared with a total of 2,956 employees reported for the week of November 15, 1939.

These preliminary figures have been derived from a Census report on Tom Green County, Texas, which also includes data for the city of San Angelo. Final figures, superseding the preliminary data for Tom Green County, will be included in a Bulletin for the State of Texas to be issued in several months. Similar data will be made available this year in preliminary and final form for each of the counties and States. A single copy of the preliminary release for Tom Green County as well as an order blank for other area releases may be obtained by writing to the Bureau of the Census, Washington 25, D. C.

Table 1.—CENSUS OF BUSINESS PRELIMINARY RESULTS FOR 1948, BY TRADE GROUP  
TOM GREEN COUNTY, TEX.

Trade group and kind of business	Number of establishments	1948 sales and receipts (Thousand dollars)	Active proprietors of unincorporated businesses Nov. 1948	Paid employees, workweek ended nearest Nov. 15, 1948	
				Total employees <sup>1</sup>	Full workweek employees
RETAIL TRADE, total.....	792	62,528	783	3,095	2,740
Food group.....	165	12,196	168	345	272
Eating and drinking places.....	172	3,828	167	567	528
General merchandise group, general stores.....	17	9,554	11	668	531
Apparel group.....	34	3,081	32	166	141
Furniture-home furnishings-appliance group....	37	3,643	38	175	168
Automotive group.....	58	12,612	52	391	377
Gasoline service stations.....	108	3,000	113	149	136
Lumber-building-hardware group.....	45	6,591	37	238	224
Drug and proprietary stores.....	33	2,060	34	148	141
All other retail stores.....	123	5,963	131	248	222
WHOLESALE TRADE, total.....	99	70,857	83	922	x
Merchant wholesalers.....	69	25,496	63	721	x
Petroleum bulk plants, terminals.....	10	3,551	7	39	x
Agents, brokers (merchandise).....	9	37,068	6	122	x
Other types of wholesale.....	11	4,742	7	40	x
SELECTED SERVICE TRADES, <sup>2/</sup> total.....	276	3,434	294	635	584
Personal services.....	153	2,087	159	511	470
Business services.....	20	192	20	25	23
Automotive repairs and services.....	64	668	70	49	46
Other repair services.....	39	487	45	50	45
TOURIST COURTS AND CAMPS.....	29	332	26	39	36

x Not available.

<sup>1/</sup> Includes employees paid for less than the full workweek.

<sup>2/</sup> See General Description on last page for changes from the 1939 Census of Business in the coverage of Service Trades.

Table 2.—CENSUS OF BUSINESS PRELIMINARY RESULTS FOR 1948 FOR CITIES OF 2,500 INHABITANTS OR MORE

TOM GREEN COUNTY, TEX.

(Data omitted for trade groups where necessary to avoid disclosure)

City and trade group <sup>1</sup>	Number of establishments	1948 sales and receipts (Thousand dollars)	Active proprietors of unincorporated businesses Nov. 1948	Paid employees, workweek ended nearest Nov. 15, 1948	
				Total employees <sup>2</sup>	Full workweek employees
San Angelo:					
Retail trade.....	617	57,509	606	2,909	2,589
Selected service trades.....	259	3,330	278	630	581
Remainder of county:					
Retail trade.....	175	5,019	177	186	151
Selected service trades.....	17	104	16	5	3

1/ See General Description on this page for changes from the 1939 Census of Business in the coverage of Service Trades.

2/ Includes employees paid for less than the full workweek.

GENERAL DESCRIPTION OF PRELIMINARY RELEASES FOR THE 1948 CENSUS OF BUSINESS

This series of releases, of which one is planned for each county in the United States, presents preliminary results of the 1948 Census of Business. The information is based on reports submitted by business establishments for that Census. The figures shown are preliminary, and are subject to revision in the final Census publications, but the changes are expected to be relatively minor with respect to coverage. The final Census figures will be issued in a series of Business Census bulletins which will show additional detailed kind-of-business information for all places where there are a sufficient number of establishments.

The 1948 Census of Business was taken under the provision of the Act of June 19, 1948, which provides that the Business Census be taken for 1948 and for each fifth year thereafter. Previous Business Censuses were taken for the years 1929, 1933, 1935, and 1939.

**Scope of the Census.**—The 1948 Census of Business covered all establishments in the following trades, as defined by the Standard Industrial Classification Manual, May 1949 issue, of the Executive Office of the President: all retail trades; all wholesale trades; all service trades in the following four groups—personal services, business services, automobile repairs and services, and miscellaneous repair services; hotels; tourist courts and camps; and amusements, including motion picture theaters. Some important services not covered are radio broadcasting and television, medical and health, legal, educational, nonprofit, accounting, and domestic services.

This coverage is similar to that of the 1939 Business Census. However, "custom trades" and "services incidental to transportation," which are no longer included in the standard classification of the service trades, are not covered by the 1948 Census. In a number of localities, these exclusions as well as

other changes in the standard classification may have a considerable effect in comparing 1948 with 1939 data, particularly with respect to establishment count.

**Establishment definition.**—For Census purposes, a business establishment is defined to include only enterprises conducted from a recognizable place of business, provided that the annual sales were in excess of \$5,000 for a wholesale trade establishment and \$500 for establishments in other trades. A detailed analysis of coverage will be provided in future Census of Business publications.

"Number of establishments" is the number of separate business locations, rather than the number of business companies or organizations, since the Census figures represent information reported separately for each business location or establishment. The establishment count reflects the number of places in business at the end of 1948 excluding administrative and executive offices of multiunit organizations, and "chain store" warehouses.

**Sales and receipts.**—"1948 sales and receipts" represents sales of merchandise and receipts from repairs and other services to customers. The figures reflect deductions for returned goods and allowances, but not for trade-in allowances; they exclude sales and excise taxes collected from customers and paid directly to any taxing agency.

**Proprietors.**—"Active proprietors..." represents owners and partners of unincorporated businesses who devoted the major portion of their time to the business in November 1948.

**Employment.**—"Number of paid employees..." represents all employees on the pay roll for the pay period ending nearest November 15, 1948. "Full workweek" employees, whether regular or seasonal, are those who in the November 15 pay period were paid for working at least the number of hours typically worked in a week by employees of the reporting establishment.

# 1948 CENSUS OF BUSINESS

RETAIL, WHOLESALE, SERVICE TRADES

U. S. DEPARTMENT OF COMMERCE  
BUREAU OF THE CENSUS

## PRELIMINARY

For Release May 15, 1950

Release Series BC-1P42-227

### TRAVIS COUNTY, TEX.

Retail, wholesale, and service establishments located in Travis County, Texas, showed a substantial expansion in dollar volume of trade from 1939 to 1948 according to preliminary figures from the 1948 Census of Business released today by the Bureau of the Census, U. S. Department of Commerce.

Retail sales in the county during 1948 aggregated \$137.4 million, an increase of 236 percent over the \$40.9 million in 1939, when the preceding Census of Business was taken. Wholesale sales in the county reached a total of \$75.9 million in 1948 as compared with \$22.0 million in 1939. The service trades included in the Census of Business recorded receipts totaling \$9.3 million in 1948 compared with \$3.0 million in 1939.

Employment in the county also rose over the 9-year period between 1939 and 1948 for the above trades. Establishments in these trades reported a combined total of 12,558 paid employees for the workweek ended nearest November 15, 1948. This compared with a total of 7,959 employees reported for the week of November 15, 1939.

These preliminary figures have been derived from a Census report on Travis County, Texas, which also includes data for the city of Austin. Final figures, superseding the preliminary data for Travis County, will be included in a Bulletin for the State of Texas to be issued in several months. Similar data will be made available this year in preliminary and final form for each of the counties and States. A single copy of the preliminary release for Travis County as well as an order blank for other area releases may be obtained by writing to the Bureau of the Census, Washington 25, D. C.

91421

Table 1.—CENSUS OF BUSINESS PRELIMINARY RESULTS FOR 1948, BY TRADE GROUP

TRAVIS COUNTY, TEX.

Trade group and kind of business	Number of establishments	1948 sales and receipts (Thousand dollars)	Active proprietors of unincorporated businesses Nov. 1948	Paid employees, workweek ended nearest Nov. 15, 1948	
				Total employees <sup>1</sup>	Full workweek employees
RETAIL TRADE, total.....	1,530	137,393	1,459	8,696	7,435
Food group.....	377	28,556	353	949	724
Eating and drinking places.....	355	11,620	343	2,073	1,844
General merchandise grp, general stores.....	48	15,794	35	1,446	1,151
Apparel group.....	75	11,436	68	712	572
Furniture-home furnishgs-appliance grp.....	64	7,399	61	405	359
Automotive group.....	96	23,961	117	749	727
Gasoline service stations.....	171	6,187	183	430	363
Lumber-building-hardware group.....	57	15,012	56	684	655
Drug and proprietary stores.....	66	5,721	57	614	524
All other retail stores.....	221	11,707	186	634	516
WHOLESALE TRADE, total.....	158	75,909	119	1,857	x
Merchant wholesalers, total.....	115	54,580	92	1,532	x
Groceries, foods.....	19	15,787	19	516	x
Hardware, elec'l, plum'g and heat'g..	10	8,998	-	224	x
Mach'y, equip't, industrial supplies.....	28	2,465	25	103	x
Automotive parts, accessories.....	13	1,961	12	118	x
All other merchant wholesalers.....	45	25,369	36	571	
Manufact'rs' sales branches, offices...	21	8,356	1	185	x
Petroleum bulk plants, terminals.....	13	7,250	16	110	x
Other types of wholesale.....	9	5,723	10	30	x
SELECTED SERVICE TRADES, <sup>2/</sup> total.....	613	9,280	622	2,005	1,805
Personal services.....	346	5,130	351	1,442	1,346
Business services.....	45	682	43	170	97
Automotive repairs and service.....	116	2,331	119	265	256
Other repair services.....	106	1,137	109	128	106
HOTELS.....	13	1,788	6	449	446
TOURIST COURTS AND CAMPS.....	56	582	43	69	58

x Not available.

<sup>1/</sup> Includes employees paid for less than the full workweek.<sup>2/</sup> See General Description on last page for changes from the 1939 Census of Business in the coverage of Service Trades.



Table 2.—CENSUS OF BUSINESS PRELIMINARY RESULTS FOR 1948 FOR CITIES OF 2,500 INHABITANTS OR MORE

## TRAVIS COUNTY, TEX.

(Data omitted for trade groups where necessary to avoid disclosure)

City and trade group <sup>1</sup>	Number of establishments	1948 sales and receipts (Thousand dollars)	Active proprietors of unincorporated businesses Nov. 1948	Paid employees, workweek ended nearest Nov. 15, 1948	
				Total employees <sup>2</sup>	Full workweek employees
Austin:					
Retail trade.....	1,335	132,790	1,279	8,453	7,237
Wholesale trade.....	150	74,375	114	1,832	x
Hotels.....	13	1,788	6	449	446
Tourist courts and camps..	40	483	29	58	49
Remainder of county:					
Retail trade.....	195	4,603	180	243	198
Wholesale trade.....	8	1,534	5	25	x
Tourist courts and camps..	16	99	14	11	9

x Not available.

1/ See General Description on this page for changes from the 1939 Census of Business in the coverage of Service Trades.

2/ Includes employees paid for less than the full workweek.

## GENERAL DESCRIPTION OF PRELIMINARY RELEASES FOR THE 1948 CENSUS OF BUSINESS

This series of releases, of which one is planned for each county in the United States, presents preliminary results of the 1948 Census of Business. The information is based on reports submitted by business establishments for that Census. The figures shown are preliminary, and are subject to revision in the final Census publications, but the changes are expected to be relatively minor with respect to coverage. The final Census figures will be issued in a series of Business Census bulletins which will show additional detailed kind-of-business information for all places where there are a sufficient number of establishments.

The 1948 Census of Business was taken under the provision of the Act of June 19, 1948, which provides that the Business Census be taken for 1948 and for each fifth year thereafter. Previous Business Censuses were taken for the years 1929, 1933, 1936, and 1939.

**Scope of the Census.**—The 1948 Census of Business covered all establishments in the following trades, as defined by the Standard Industrial Classification Manual, May 1949 issue, of the Executive Office of the President: all retail trades; all wholesale trades; all service trades in the following four groups—personal services, business services, automobile repairs and services, and miscellaneous repair services; hotels; tourist courts and camps; and amusements, including motion picture theaters. Some important services not covered are radio broadcasting and television, medical and health, legal, educational, nonprofit, accounting, and domestic services.

This coverage is similar to that of the 1939 Business Census. However, "custom trades" and "services incidental to transportation," which are no longer included in the standard classification of the service trades, are not covered by the 1948 Census. In a number of localities, these exclusions as well as

other changes in the standard classification may have a considerable effect in comparing 1948 with 1939 data, particularly with respect to establishment count.

**Establishment definition.**—For Census purposes, a business establishment is defined to include only enterprises conducted from a recognizable place of business, provided that the annual sales were in excess of \$5,000 for a wholesale trade establishment and \$500 for establishments in other trades. A detailed analysis of coverage will be provided in future Census of Business publications.

"Number of establishments" is the number of separate business locations, rather than the number of business companies or organizations, since the Census figures represent information reported separately for each business location or establishment. The establishment count reflects the number of places in business at the end of 1948 excluding administrative and executive offices of multiunit organizations, and "chain store" warehouses.

**Sales and receipts.**—"1948 sales and receipts" represents sales of merchandise and receipts from repairs and other services to customers. The figures reflect deductions for returned goods and allowances, but not for trade-in allowances; they exclude sales and excise taxes collected from customers and paid directly to any taxing agency.

**Proprietors.**—"Active proprietors..." represents owners and partners of unincorporated businesses who devoted the major portion of their time to the business in November 1948.

**Employment.**—"Number of paid employees..." represents all employees on the pay roll for the pay period ending nearest November 15, 1948. "Full workweek" employees, whether regular or seasonal, are those who in the November 15 pay period were paid for working at least the number of hours typically worked in a week by employees of the reporting establishment.

u  
r  
ai  
ot  
ur  
ro  
io

ow  
at  
ati  
us.

# 1948 CENSUS OF BUSINESS

RETAIL, WHOLESALE, SERVICE TRADES

U. S. DEPARTMENT OF COMMERCE  
BUREAU OF THE CENSUS

## PRELIMINARY

For Release May 1, 1950

Release Series BC-1P- 42-228

### TRINITY COUNTY, TEX.

Retail, wholesale, and service establishments located in Trinity County, Texas, showed a substantial expansion in dollar volume of trade from 1939 to 1948 according to preliminary figures from the 1948 Census of Business released today by the Bureau of the Census, U. S. Department of Commerce.

Retail sales in the county during 1948 aggregated \$7.0 million, an increase of 218 percent over the \$2.2 million in 1939, when the preceding Census of Business was taken. Wholesale sales in the county reached a total of \$1.1 million in 1948 as compared with \$0.2 million in 1939. The service trades included in the Census of Business recorded receipts totaling \$113,000 in 1948 compared with \$57,000 in 1939.

Employment in the county also rose over the 9-year period between 1939 and 1948 for the above trades. Establishments in these trades reported a combined total of 368 paid employees for the workweek ended nearest November 15, 1948. This compared with a total of 264 employees reported for the week of November 15, 1939.

These preliminary figures have been derived from a Census report on Trinity County, Texas. Final figures, superseding the preliminary data for Trinity County, will be included in a Bulletin for the State of Texas to be issued in several months. Similar data will be made available this year in preliminary and final form for each of the counties and States. A single copy of the preliminary release for Trinity County as well as an order blank for other area releases may be obtained by writing to the Bureau of the Census, Washington 25, D. C.

90664

Table 1.—CENSUS OF BUSINESS PRELIMINARY RESULTS FOR 1948, BY TRADE GROUP

## TRINITY COUNTY, TEX.

Trade group and kind of business	Number of establishments	1948 sales and receipts (Thousand dollars)	Active proprietors of unincorporated businesses Nov. 1948	Paid employees, workweek ended nearest Nov. 15, 1948	
				Total employees <sup>1</sup>	Full workweek employees
RETAIL TRADE, total.....	190	7,001	172	312	254
Food group.....	54	1,938	50	60	46
Eating and drinking places.....	45	917	40	77	56
General merchandise grp, general stores	10	333	9	21	16
Apparel group.....	5	354	5	38	32
Furniture-home furnishgs-appliance grp	6	202	6	5	5
Automotive group.....	8	897	9	31	31
Gasoline service stations.....	17	341	19	23	17
Lumber-building-hardware group.....	7	575	5	29	29
Drug and proprietary stores.....	5	159	4	13	10
All other retail stores.....	33	1,285	25	15	12
WHOLESALE TRADE.....	9	1,144	7	26	x
SELECTED SERVICE TRADES, <sup>2/</sup> total.....	27	113	29	30	24
Personal services.....	19	96	20	28	22
All other service trades.....	8	17	9	2	2

x Not available.

<sup>1/</sup> Includes employees paid for less than the full workweek.

<sup>2/</sup> See General Description on this page for changes from the 1939 Census of Business in the coverage of Service Trades.

## GENERAL DESCRIPTION OF PRELIMINARY RELEASES FOR THE 1948 CENSUS OF BUSINESS

This series of releases, of which one is planned for each county in the United States, presents preliminary results of the 1948 Census of Business. The information is based on reports submitted by business establishments for that Census. The figures shown are preliminary, and are subject to revision in the final Census publications, but the changes are expected to be relatively minor with respect to coverage. The final Census figures will be issued in a series of Business Census bulletins which will show additional detailed kind-of-business information for all places where there are a sufficient number of establishments.

The 1948 Census of Business was taken under the provision of the Act of June 19, 1948, which provides that the Business Census be taken for 1948 and for each fifth year thereafter. Previous Business Censuses were taken for the years 1929, 1933, 1935, and 1939.

**Scope of the Census.**—The 1948 Census of Business covered all establishments in the following trades, as defined by the Standard Industrial Classification Manual, May 1949 issue, of the Executive Office of the President: all retail trades; all wholesale trades; all service trades in the following four groups—personal services, business services, automobile repairs and services, and miscellaneous repair services; hotels; tourist courts and camps; and amusements, including motion picture theaters. Some important services not covered are radio broadcasting and television, medical and health, legal, educational, nonprofit, accounting, and domestic services.

This coverage is similar to that of the 1939 Business Census. However, "custom trades" and "services incidental to transportation," which are no longer included in the standard classification of the service trades, are not covered by the 1948 Census. In a number of localities, these exclusions as well as

other changes in the standard classification may have a considerable effect in comparing 1948 with 1939 data, particularly with respect to establishment count.

**Establishment definition.**—For Census purposes, a business establishment is defined to include only enterprises conducted from a recognizable place of business, provided that the annual sales were in excess of \$5,000 for a wholesale trade establishment and \$500 for establishments in other trades. A detailed analysis of coverage will be provided in future Censuses of Business publications.

"Number of establishments" is the number of separate business locations, rather than the number of business companies or organizations, since the Census figures represent information reported separately for each business location or establishment. The establishment count reflects the number of places in business at the end of 1948 excluding administrative and executive offices of multiunit organizations, and "chain store" warehouses.

**Sales and receipts.**—"1948 sales and receipts" represents sales of merchandise and receipts from repairs and other services to customers. The figures reflect deductions for returned goods and allowances, but not for trade-in allowances; they exclude sales and excise taxes collected from customers and paid directly to any taxing agency.

**Proprietors.**—"Active proprietors..." represents owners and partners of unincorporated businesses who devoted the major portion of their time to the business in November 1948.

**Employment.**—"Number of paid employees..." represents all employees on the pay roll for the pay period ending nearest November 15, 1948. "Full workweek" employees, whether regular or seasonal, are those who in the November 15 pay period were paid for working at least the number of hours typically worked in a week by employees of the reporting establishment.

# 1948 CENSUS OF BUSINESS

RETAIL, WHOLESALE, SERVICE TRADES

U. S. DEPARTMENT OF COMMERCE  
BUREAU OF THE CENSUS

## PRELIMINARY

For Release May 4, 1950

Release Series BC-1P-42-229

### TYLER COUNTY, TEX.

Retail, wholesale, and service establishments located in Tyler County, Texas, showed a substantial expansion in dollar volume of trade from 1939 to 1948 according to preliminary figures from the 1948 Census of Business released today by the Bureau of the Census, U. S. Department of Commerce.

Retail sales in the county during 1948 aggregated \$6.7 million, an increase of 272 percent over the \$1.8 million in 1939, when the preceding Census of Business was taken. Wholesale sales in the county reached a total of \$1.4 million in 1948 as compared with \$0.2 million in 1939. The service trades included in the Census of Business recorded receipts totaling \$171,000 in 1948 compared with \$42,000 in 1939.

Employment in the county also rose over the 9-year period between 1939 and 1948 for the above trades. Establishments in these trades reported a combined total of 334 paid employees for the workweek ended nearest November 15, 1948. This compared with a total of 185 employees reported for the week of November 15, 1939.

These preliminary figures have been derived from a Census report on Tyler County, Texas. Final figures, superseding the preliminary data for Tyler County, will be included in a Bulletin for the State of Texas to be issued in several months. Similar data will be made available this year in preliminary and final form for each of the counties and States. A single copy of the preliminary release for Tyler County as well as an order blank for other area releases may be obtained by writing to the Bureau of the Census, Washington 25, D. C.

Table 1.—CENSUS OF BUSINESS PRELIMINARY RESULTS FOR 1948, BY TRADE GROUP

### TYLER COUNTY, TEX.

Trade group and kind of business	Number of establishments	1948 sales and receipts (Thousand dollars)	Active proprietors of unincorporated businesses Nov. 1948	Paid employees, workweek ended nearest Nov. 15, 1948	
				Total employees <sup>1</sup>	Full workweek employees
RETAIL TRADE, total.....	118	6,657	117	291	243
Food group.....	34	1,341	38	32	23
Eating and drinking places.....	13	248	11	32	27
Gasoline service stations.....	21	587	20	38	32
All other retail stores.....	50	4,481	48	189	161
WHOLESALE TRADE.....	8	1,377	12	19	x
SELECTED SERVICE TRADES, <sup>2/</sup> total.....	24	171	24	24	21
Personal services.....	16	80	15	17	14
All other service trades.....	8	91	9	7	7

x Not available.

<sup>1/</sup> Includes employees paid for less than the full workweek.

<sup>2/</sup> See General Description on last page for changes from the 1939 Census of Business in the coverage of Service Trades.

## GENERAL DESCRIPTION OF PRELIMINARY RELEASES FOR THE 1948 CENSUS OF BUSINESS

This series of releases, of which one is planned for each county in the United States, presents preliminary results of the 1948 Census of Business. The information is based on reports submitted by business establishments for that Census. The figures shown are preliminary, and are subject to revision in the final Census publications, but the changes are expected to be relatively minor with respect to coverage. The final Census figures will be issued in a series of Business Census bulletins which will show additional detailed kind-of-business information for all places where there are a sufficient number of establishments.

The 1948 Census of Business was taken under the provision of the Act of June 19, 1948, which provides that the Business Census be taken for 1948 and for each fifth year thereafter. Previous Business Censuses were taken for the years 1929, 1933, 1935, and 1939.

*Scope of the Census.*—The 1948 Census of Business covered all establishments in the following trades, as defined by the Standard Industrial Classification Manual, May 1949 issue, of the Executive Office of the President: all retail trades; all wholesale trades; all service trades in the following four groups—personal services, business services, automobile repairs and services, and miscellaneous repair services; hotels; tourist courts and camps; and amusements, including motion picture theaters. Some important services not covered are radio broadcasting and television, medical and health, legal, educational, nonprofit, accounting, and domestic services.

This coverage is similar to that of the 1939 Business Census. However, "custom trades" and "services incidental to transportation," which are no longer included in the standard classification of the service trades, are not covered by the 1948 Census. In a number of localities, these exclusions as well as other changes in the standard classification may have a considerable effect in comparing

1948 with 1939 data, particularly with respect to establishment count.

*Establishment definition.*—For Census purposes, a business establishment is defined to include only enterprises conducted from a recognizable place of business, provided that the annual sales were in excess of \$5,000 for a wholesale trade establishment and \$500 for establishments in other trades. A detailed analysis of coverage will be provided in future Census of Business publications.

"Number of establishments" is the number of separate business locations, rather than the number of business companies or organizations, since the Census figures represent information reported separately for each business location or establishment. The establishment count reflects the number of places in business at the end of 1948 excluding administrative and executive offices of multiunit organizations, and "chain store" warehouses.

*Sales and receipts.*—"1948 sales and receipts" represents sales of merchandise and receipts from repairs and other services to customers. The figures reflect deductions for returned goods and allowances, but not for trade-in allowances; they exclude sales and excise taxes collected from customers and paid directly to any taxing agency.

*Proprietors.*—"Active proprietors..." represents owners and partners of unincorporated businesses who devoted the major portion of their time to the business in November 1948.

*Employment.*—"Number of paid employees..." represents all employees on the pay roll for the pay period ending nearest November 15, 1948. "Full workweek" employees, whether regular or seasonal, are those who in the November 15 pay period were paid for working at least the number of hours typically worked in a week by employees of the reporting establishment.

# 1948 CENSUS OF BUSINESS

U. S. DEPARTMENT OF COMMERCE  
BUREAU OF THE CENSUS

RETAIL, WHOLESALE, SERVICE TRADES

## PRELIMINARY

For Release May 8, 1950

Release Series BC-1P-42-230

### UPSHUR COUNTY, TEX.

Retail, wholesale, and service establishments located in Upshur County, Texas, showed a substantial expansion in dollar volume of trade from 1939 to 1948 according to preliminary figures from the 1948 Census of Business released today by the Bureau of the Census, U. S. Department of Commerce.

Retail sales in the county during 1948 aggregated \$10.1 million, an increase of 206 percent over the \$3.3 million in 1939, when the preceding Census of Business was taken. Wholesale sales in the county reached a total of \$3.5 million in 1948 as compared with \$1.2 million in 1939. The service trades included in the Census of Business recorded receipts totaling \$345,000 in 1948 compared with \$226,000 in 1939.

Employment in the county also rose over the 9-year period between 1939 and 1948 for the above trades. Establishments in these trades reported a combined total of 550 paid employees for the workweek ended nearest November 15, 1948. This compared with a total of 414 employees reported for the week of November 15, 1939.

These preliminary figures have been derived from a Census report on Upshur County, Texas, which also includes data for the city of Gilmer. Final figures, superseding the preliminary data for Upshur County, will be included in a Bulletin for the State of Texas to be issued in several months. Similar data will be made available this year in preliminary and final form for each of the counties and States. A single copy of the preliminary release for Upshur County as well as an order blank for other area releases may be obtained by writing to the Bureau of the Census, Washington 25, D. C.

Table 1.—CENSUS OF BUSINESS PRELIMINARY RESULTS FOR 1948, BY TRADE GROUP

### UPSHUR COUNTY, TEX.

Trade group and kind of business	Number of establishments	1948 sales and receipts (Thousand dollars)	Active proprietors of unincorporated businesses Nov. 1948	Paid employees, workweek ended nearest Nov. 15, 1948	
				Total employees <sup>1</sup>	Full workweek employees
RETAIL TRADE, total.....	221	10,103	221	426	358
Food group.....	89	2,510	85	79	58
Eating and drinking places.....	12	128	12	32	19
General merchandise grp, general stores.	32	1,645	34	85	70
Apparel group.....	7	165	9	10	4
Furniture-home furnishings-appliance grp.	6	347	4	13	13
Automotive group.....	14	2,787	13	91	87
Gasoline service stations.....	23	501	25	33	30
Lumber-building-hardware group.....	10	1,089	8	45	44
Drug and proprietary stores.....	6	322	7	22	18
All other retail stores.....	22	609	24	16	15
WHOLESALE TRADE.....	14	3,523	11	75	x
SELECTED SERVICE TRADES, <sup>2</sup> /total.....	52	345	56	49	42
Personal services.....	35	243	36	39	36
All other service trades.....	17	102	20	10	6

x Not available.

<sup>1</sup>/ Includes employees paid for less than the full workweek.

<sup>2</sup>/ See General Description on last page for changes from the 1939 Census of Business in the coverage of Service Trades.

Table 2.—CENSUS OF BUSINESS PRELIMINARY RESULTS FOR 1948 FOR CITIES OF 2,500 INHABITANTS OR MORE

## UPSHUR COUNTY, TEX.

(Data omitted for trade groups where necessary to avoid disclosure)

City and trade group <sup>1</sup>	Number of establishments	1948 sales and receipts (Thousand dollars)	Active proprietors of unincorporated businesses Nov. 1948	Paid employees, workweek ended nearest Nov. 15, 1948	
				Total employees <sup>2</sup>	Full workweek employees
Gilmer:					
Retail trade.....	107	7,918	106	376	316
Selected service trades...	39	295	42	42	39
Remainder of county:					
Retail trade.....	114	2,185	115	50	42
Selected service trades...	13	50	14	7	3

1/ See General Description on this page for changes from the 1939 Census of Business in the coverage of Service Trades.

2/ Includes employees paid for less than the full workweek.

## GENERAL DESCRIPTION OF PRELIMINARY RELEASES FOR THE 1948 CENSUS OF BUSINESS

This series of releases, of which one is planned for each county in the United States, presents preliminary results of the 1948 Census of Business. The information is based on reports submitted by business establishments for that Census. The figures shown are preliminary, and are subject to revision in the final Census publications, but the changes are expected to be relatively minor with respect to coverage. The final Census figures will be issued in a series of Business Census bulletins which will show additional detailed kind-of-business information for all places where there are a sufficient number of establishments.

The 1948 Census of Business was taken under the provision of the Act of June 19, 1948, which provides that the Business Census be taken for 1948 and for each fifth year thereafter. Previous Business Censuses were taken for the years 1929, 1933, 1935, and 1939.

**Scope of the Census.**—The 1948 Census of Business covered all establishments in the following trades, as defined by the Standard Industrial Classification Manual, May 1949 issue, of the Executive Office of the President: all retail trades; all wholesale trades; all service trades in the following four groups—personal services, business services, automobile repairs and services, and miscellaneous repair services; hotels; tourist courts and camps; and amusements, including motion picture theaters. Some important services not covered are radio broadcasting and television, medical and health, legal, educational, nonprofit, accounting, and domestic services.

This coverage is similar to that of the 1939 Business Census. However, "custom trades" and "services incidental to transportation," which are no longer included in the standard classification of the service trades, are not covered by the 1948 Census. In a number of localities, these exclusions as well as

other changes in the standard classification may have a considerable effect in comparing 1948 with 1939 data, particularly with respect to establishment count.

**Establishment definition.**—For Census purposes, a business establishment is defined to include only enterprises conducted from a recognizable place of business, provided that the annual sales were in excess of \$5,000 for a wholesale trade establishment and \$500 for establishments in other trades. A detailed analysis of coverage will be provided in future Census of Business publications.

"Number of establishments" is the number of separate business locations, rather than the number of business companies or organizations, since the Census figures represent information reported separately for each business location or establishment. The establishment count reflects the number of places in business at the end of 1948 excluding administrative and executive offices of multiunit organizations, and "chain store" warehouses.

**Sales and receipts.**—"1948 sales and receipts" represents sales of merchandise and receipts from repairs and other services to customers. The figures reflect deductions for returned goods and allowances, but not for trade-in allowances; they exclude sales and excise taxes collected from customers and paid directly to any taxing agency.

**Proprietors.**—"Active proprietors..." represents owners and partners of unincorporated businesses who devoted the major portion of their time to the business in November 1948.

**Employment.**—"Number of paid employees..." represents all employees on the pay roll for the pay period ending nearest November 15, 1948. "Full workweek" employees, whether regular or seasonal, are those who in the November 15 pay period were paid for working at least the number of hours typically worked in a week by employees of the reporting establishment.



# 1948 CENSUS OF BUSINESS

RETAIL, WHOLESALE, SERVICE TRADES

U. S. DEPARTMENT OF COMMERCE  
BUREAU OF THE CENSUS

## PRELIMINARY

For Release May 8, 1950

Release Series BC-1P-42-231

### UPTON COUNTY, TEX.

Retail, wholesale, and service establishments located in Upton County, Texas, showed a substantial expansion in dollar volume of trade from 1939 to 1948 according to preliminary figures from the 1948 Census of Business released today by the Bureau of the Census, U. S. Department of Commerce.

Retail sales in the county during 1948 aggregated \$4.7 million, an increase of 114 percent over the \$2.2 million in 1939, when the preceding Census of Business was taken. Wholesale sales in the county reached a total of \$4.7 million in 1948 as compared with \$1.9 million in 1939. The service trades included in the Census of Business recorded receipts totaling \$210,000 in 1948 compared with \$99,000 in 1939.

Employment in the county decreased over the 9-year period between 1939 and 1948 for the above trades. Establishments in these trades reported a combined total of 275 paid employees for the workweek ended nearest November 15, 1948. This compared with a total of 365 employees reported for the week of November 15, 1939.

These preliminary figures have been derived from a Census report on Upton County, Texas, which also includes data for the city of McCamey. Final figures, superseding the preliminary data for Upton County, will be included in a Bulletin for the State of Texas to be issued in several months. Similar data will be made available this year in preliminary and final form for each of the counties and States. A single copy of the preliminary release for Upton County as well as an order blank for other area releases may be obtained by writing to the Bureau of the Census, Washington 25, D. C.

Table 1.—CENSUS OF BUSINESS PRELIMINARY RESULTS FOR 1948, BY TRADE GROUP

### UPTON COUNTY, TEX.

Trade group and kind of business	Number of establishments	1948 sales and receipts (Thousand dollars)	Active proprietors of unincorporated businesses Nov. 1948	Paid employees, workweek ended nearest Nov. 15, 1948	
				Total employees <sup>1</sup>	Full workweek employees
RETAIL TRADE, total.....	80	4,733	73	211	178
Food group.....	16	1,134	16	26	19
Eating and drinking places.....	18	426	18	59	49
Gasoline service stations.....	10	327	10	18	18
All other retail stores.....	36	2,846	29	108	92
WHOLESALE TRADE.....	12	4,678	6	36	x
SELECTED SERVICE TRADES, <sup>2</sup> /total.....	28	210	28	28	22
Personal services.....	17	101	16	21	20
All other service trades.....	11	109	12	7	2

x Not available.

<sup>1</sup>/ Includes employees paid for less than the full workweek.

<sup>2</sup>/ See General Description on last page for changes from the 1939 Census of Business in the coverage of Service Trades.

Table 2.—CENSUS OF BUSINESS PRELIMINARY RESULTS FOR 1948 FOR CITIES OF 2,500 INHABITANTS OR MORE  
UPTON COUNTY, TEX.

(Data omitted for trade groups where necessary to avoid disclosure)

City and trade group <sup>1</sup>	Number of establishments	1948 sales and receipts (Thousand dollars)	Active proprietors of unincorporated businesses Nov. 1948	Paid employees, workweek ended nearest Nov. 15, 1948	
				Total employees <sup>2</sup>	Full workweek employees
McCamey:					
Retail trade.....	59	3,568	55	174	152
Selected service trades....	22	175	22	23	20
Remainder of county:					
Retail trade.....	21	1,165	18	37	26
Selected service trades....	6	35	6	5	2

1/ See General Description on this page for changes from the 1939 Census of Business in the coverage of Service Trades.

2/ Includes employees paid for less than the full workweek.

### GENERAL DESCRIPTION OF PRELIMINARY RELEASES FOR THE 1948 CENSUS OF BUSINESS

This series of releases, of which one is planned for each county in the United States, presents preliminary results of the 1948 Census of Business. The information is based on reports submitted by business establishments for that Census. The figures shown are preliminary, and are subject to revision in the final Census publications, but the changes are expected to be relatively minor with respect to coverage. The final Census figures will be issued in a series of Business Census bulletins which will show additional detailed kind-of-business information for all places where there are a sufficient number of establishments.

The 1948 Census of Business was taken under the provision of the Act of June 19, 1948, which provides that the Business Census be taken for 1948 and for each fifth year thereafter. Previous Business Censuses were taken for the years 1929, 1933, 1935, and 1939.

**Scope of the Census.**—The 1948 Census of Business covered all establishments in the following trades, as defined by the Standard Industrial Classification Manual, May 1949 issue, of the Executive Office of the President: all retail trades; all wholesale trades; all service trades in the following four groups—personal services, business services, automobile repairs and services, and miscellaneous repair services; hotels; tourist courts and camps; and amusements, including motion picture theaters. Some important services not covered are radio broadcasting and television, medical and health, legal, educational, nonprofit, accounting, and domestic services.

This coverage is similar to that of the 1939 Business Census. However, "custom trades" and "services incidental to transportation," which are no longer included in the standard classification of the service trades, are not covered by the 1948 Census. In a number of localities, these exclusions as well as

other changes in the standard classification may have a considerable effect in comparing 1948 with 1939 data, particularly with respect to establishment count.

**Establishment definition.**—For Census purposes, a business establishment is defined to include only enterprises conducted from a recognizable place of business, provided that the annual sales were in excess of \$5,000 for a wholesale trade establishment and \$500 for establishments in other trades. A detailed analysis of coverage will be provided in future Census of Business publications.

"Number of establishments" is the number of separate business locations, rather than the number of business companies or organizations, since the Census figures represent information reported separately for each business location or establishment. The establishment count reflects the number of places in business at the end of 1948 excluding administrative and executive offices of multiunit organizations, and "chain store" warehouses.

**Sales and receipts.**—"1948 sales and receipts" represents sales of merchandise and receipts from repairs and other services to customers. The figures reflect deductions for returned goods and allowances, but not for trade-in allowances; they exclude sales and excise taxes collected from customers and paid directly to any taxing agency.

**Proprietors.**—"Active proprietors..." represents owners and partners of unincorporated businesses who devoted the major portion of their time to the business in November 1948.

**Employment.**—"Number of paid employees..." represents all employees on the pay roll for the pay period ending nearest November 15, 1948. "Full workweek" employees, whether regular or seasonal, are those who in the November 15 pay period were paid for working at least the number of hours typically worked in a week by employees of the reporting establishment.

# 1948 CENSUS OF BUSINESS

RETAIL, WHOLESALE, SERVICE TRADES

U. S. DEPARTMENT OF COMMERCE  
BUREAU OF THE CENSUS

## PRELIMINARY

For Release May 8, 1950

Release Series BC-1P-42-232

### UVALDE COUNTY, TEX.

Retail, wholesale, and service establishments located in Uvalde County, Texas, showed a substantial expansion in dollar volume of trade from 1939 to 1948 according to preliminary figures from the 1948 Census of Business released today by the Bureau of the Census, U. S. Department of Commerce.

Retail sales in the county during 1948 aggregated \$13.5 million, an increase of 275 percent over the \$3.6 million in 1939, when the preceding Census of Business was taken. Wholesale sales in the county reached a total of \$5.9 million in 1948 as compared with \$3.0 million in 1939. The service trades included in the Census of Business recorded receipts totaling \$443,000 in 1948 compared with \$143,000 in 1939.

Employment in the county also rose over the 9-year period between 1939 and 1948 for the above trades. Establishments in these trades reported a combined total of 825 paid employees for the workweek ended nearest November 15, 1948. This compared with a total of 504 employees reported for the week of November 15, 1939.

These preliminary figures have been derived from a Census report on Uvalde County, Texas, which also includes data for the city of Uvalde. Final figures, superseding the preliminary data for Uvalde County, will be included in a Bulletin for the State of Texas to be issued in several months. Similar data will be made available this year in preliminary and final form for each of the counties and States. A single copy of the preliminary release for Uvalde County as well as an order blank for other area releases may be obtained by writing to the Bureau of the Census, Washington 25, D. C.

Table 1.—CENSUS OF BUSINESS PRELIMINARY RESULTS FOR 1948, BY TRADE GROUP  
UVALDE COUNTY, TEX.

Trade group and kind of business	Number of establishments	1948 sales and receipts (Thousand dollars)	Active proprietors of unincorporated businesses Nov. 1948	Paid employees, workweek ended nearest Nov. 15, 1948	
				Total employees <sup>1</sup>	Full workweek employees
RETAIL TRADE, total.....	239	13,488	254	654	550
Food group.....	82	2,929	88	104	78
Eating and drinking places.....	33	590	34	92	78
General merchandise grp, general stores.	8	974	8	57	48
Apparel group.....	11	666	10	41	35
Furniture-home furnishings-appliance grp.	9	332	5	16	13
Automotive group.....	21	3,650	26	126	120
Gasoline service stations.....	30	883	33	46	41
Lumber-building-hardware group.....	15	2,054	13	90	66
Drug and proprietary stores.....	7	493	11	42	38
All other retail stores.....	23	917	26	40	33
WHOLESALE TRADE.....	20	5,907	20	97	x
SELECTED SERVICE TRADES, <sup>2</sup> / total.....	47	443	50	74	69
Personal services.....	32	309	34	63	58
All other service trades.....	15	134	16	11	11
TOURIST COURTS AND CAMPS.....	6	38	6	5	4

x Not available.

<sup>1</sup>/ Includes employees paid for less than the full workweek.

<sup>2</sup>/ See General Description on last page for changes from the 1939 Census of Business in the coverage of Service Trades.

Table 2.—CENSUS OF BUSINESS PRELIMINARY RESULTS FOR 1948 FOR CITIES OF 2,500 INHABITANTS OR MORE

## UVALDE COUNTY, TEX.

(Data omitted for trade groups where necessary to avoid disclosure)

City and trade group <sup>1</sup>	Number of establishments	1948 sales and receipts (Thousand dollars)	Active proprietors of unincorporated businesses Nov. 1948	Paid employees, workweek ended nearest Nov. 15, 1948	
				Total employees <sup>2</sup>	Full workweek employees
<b>Uvalde:</b>					
Retail trade.....	162	10,960	176	540	455
Wholesale trade.....	15	4,251	16	68	x
Selected service trades....	30	376	32	70	65
<b>Remainder of county:</b>					
Retail trade.....	77	2,528	78	114	95
Wholesale trade.....	5	1,656	4	29	x
Selected service trades....	17	67	18	4	4

x Not available.

1/ See General Description on this page for changes from the 1939 Census of Business in the coverage of Service Trades.

2/ Includes employees paid for less than the full workweek.

## GENERAL DESCRIPTION OF PRELIMINARY RELEASES FOR THE 1948 CENSUS OF BUSINESS

This series of releases, of which one is planned for each county in the United States, presents preliminary results of the 1948 Census of Business. The information is based on reports submitted by business establishments for that Census. The figures shown are preliminary, and are subject to revision in the final Census publications, but the changes are expected to be relatively minor with respect to coverage. The final Census figures will be issued in a series of Business Census bulletins which will show additional detailed kind-of-business information for all places where there are a sufficient number of establishments.

The 1948 Census of Business was taken under the provision of the Act of June 19, 1948, which provides that the Business Census be taken for 1948 and for each fifth year thereafter. Previous Business Censuses were taken for the years 1929, 1933, 1935, and 1939.

**Scope of the Census.**—The 1948 Census of Business covered all establishments in the following trades, as defined by the Standard Industrial Classification Manual, May 1949 issue, of the Executive Office of the President: all retail trades; all wholesale trades; all service trades in the following four groups—personal services, business services, automobile repairs and services, and miscellaneous repair services; hotels; tourist courts and camps; and amusements, including motion picture theaters. Some important services not covered are radio broadcasting and television, medical and health, legal, educational, nonprofit, accounting, and domestic services.

This coverage is similar to that of the 1939 Business Census. However, "custom trades" and "services incidental to transportation," which are no longer included in the standard classification of the service trades, are not covered by the 1948 Census. In a number of localities, these exclusions as well as

other changes in the standard classification may have a considerable effect in comparing 1948 with 1939 data, particularly with respect to establishment count.

**Establishment definition.**—For Census purposes, a business establishment is defined to include only enterprises conducted from a recognizable place of business, provided that the annual sales were in excess of \$5,000 for a wholesale trade establishment and \$500 for establishments in other trades. A detailed analysis of coverage will be provided in future Census of Business publications.

"Number of establishments" is the number of separate business locations, rather than the number of business companies or organizations, since the Census figures represent information reported separately for each business location or establishment. The establishment count reflects the number of places in business at the end of 1948 excluding administrative and executive offices of multiunit organizations, and "chain store" warehouses.

**Sales and receipts.**—"1948 sales and receipts" represents sales of merchandise and receipts from repairs and other services to customers. The figures reflect deductions for returned goods and allowances, but not for trade-in allowances; they exclude sales and excise taxes collected from customers and paid directly to any taxing agency.

**Proprietors.**—"Active proprietors..." represents owners and partners of unincorporated businesses who devoted the major portion of their time to the business in November 1948.

**Employment.**—"Number of paid employees..." represents all employees on the pay roll for the pay period ending nearest November 15, 1948. "Full workweek" employees, whether regular or seasonal, are those who in the November 15 pay period were paid for working at least the number of hours typically worked in a week by employees of the reporting establishment.

# 1948 CENSUS OF BUSINESS

RETAIL, WHOLESALE, SERVICE TRADES

U. S. DEPARTMENT OF COMMERCE  
BUREAU OF THE CENSUS

## PRELIMINARY

For Release May 1, 1950

Release Series BC-1P-42-233

### VAL VERDE COUNTY, TEX.

Retail, wholesale, and service establishments located in Val Verde County, Texas, showed a substantial expansion in dollar volume of trade from 1939 to 1948 according to preliminary figures from the 1948 Census of Business released today by the Bureau of the Census, U. S. Department of Commerce.

Retail sales in the county during 1948 aggregated \$12.5 million, an increase of 213 percent over the \$4.0 million in 1939, when the preceding Census of Business was taken. Wholesale sales in the county reached a total of \$8.0 million in 1948 as compared with \$4.5 million in 1939. The service trades included in the Census of Business recorded receipts totaling \$456,000 in 1948 compared with \$219,000 in 1939.

Employment in the county also rose over the 9-year period between 1939 and 1948 for the above trades. Establishments in these trades reported a combined total of 910 paid employees for the workweek ended nearest November 15, 1948. This compared with a total of 694 employees reported for the week of November 15, 1939.

These preliminary figures have been derived from a Census report on Val Verde County, Texas, which also includes data for the city of Del Rio. Final figures, superseding the preliminary data for Val Verde County, will be included in a Bulletin for the State of Texas to be issued in several months. Similar data will be made available this year in preliminary and final form for each of the counties and States. A single copy of the preliminary release for Val Verde County as well as an order blank for other area releases may be obtained by writing to the Bureau of the Census, Washington 25, D. C.

Table 1.—CENSUS OF BUSINESS PRELIMINARY RESULTS FOR 1948, BY TRADE GROUP  
VAL VERDE COUNTY, TEX.

Trade group and kind of business	Number of establishments	1948 sales and receipts (Thousand dollars)	Active proprietors of unincorporated businesses Nov. 1948	Paid employees, workweek ended nearest Nov. 15, 1948	
				Total employees <sup>1</sup>	Full workweek employees
RETAIL TRADE, total.....	234	12,511	228	736	648
Food group.....	67	2,655	70	92	79
Eating and drinking places.....	47	608	48	88	72
General merchandise group, general stores....	6	2,064	1	179	132
Apparel group.....	9	580	11	42	40
Furniture-home furnishings-appliance group...	8	493	8	20	18
Automotive group.....	14	2,671	11	118	118
Gasoline service stations.....	30	911	31	55	51
Lumber-building-hardware group.....	8	1,028	4	32	32
Drug and proprietary stores.....	10	409	10	45	45
All other retail stores.....	35	1,092	34	65	61
WHOLESALE TRADE, total.....	22	7,970	16	90	x
Merchant wholesalers.....	14	2,240	11	54	x
Other types of wholesale.....	8	5,730	5	36	x
SELECTED SERVICE TRADES, <sup>2/</sup> total.....	53	456	62	84	79
Personal services.....	31	300	38	62	61
All other service trades.....	22	156	24	22	18
TOURIST COURTS AND CAMPS.....	8	98	9	9	8

x Not available.

<sup>1/</sup> Includes employees paid for less than the full workweek.

<sup>2/</sup> See General Description on last page for changes from the 1939 Census of Business in the coverage of Service Trades.

Table 2.—CENSUS OF BUSINESS PRELIMINARY RESULTS FOR 1948 FOR CITIES OF 2,500 INHABITANTS OR MORE

## VAL VERDE COUNTY, TEX.

(Data omitted for trade groups where necessary to avoid disclosure)

City and trade group	Number of establishments	1948 sales and receipts (Thousand dollars)	Active proprietors of unincorporated businesses Nov. 1948	Paid employees, workweek ended nearest Nov. 15, 1948	
				Total employees <sup>1</sup>	Full workweek employees
Del Rio:					
Retail trade.....	210	12,036	201	724	640
Wholesale trade.....	22	7,970	16	90	x
Remainder of county:					
Retail trade.....	24	475	27	12	8

x Not available.

<sup>1</sup>/ Includes employees paid for less than the full workweek.

## GENERAL DESCRIPTION OF PRELIMINARY RELEASES FOR THE 1948 CENSUS OF BUSINESS

This series of releases, of which one is planned for each county in the United States, presents preliminary results of the 1948 Census of Business. The information is based on reports submitted by business establishments for that Census. The figures shown are preliminary, and are subject to revision in the final Census publications, but the changes are expected to be relatively minor with respect to coverage. The final Census figures will be issued in a series of Business Census bulletins which will show additional detailed kind-of-business information for all places where there are a sufficient number of establishments.

The 1948 Census of Business was taken under the provision of the Act of June 19, 1948, which provides that the Business Census be taken for 1948 and for each fifth year thereafter. Previous Business Censuses were taken for the years 1929, 1933, 1935, and 1939.

**Scope of the Census.**—The 1948 Census of Business covered all establishments in the following trades, as defined by the Standard Industrial Classification Manual, May 1949 issue, of the Executive Office of the President: all retail trades; all wholesale trades; all service trades in the following four groups—personal services, business services, automobile repairs and services, and miscellaneous repair services; hotels; tourist courts and camps; and amusements, including motion picture theaters. Some important services not covered are radio broadcasting and television, medical and health, legal, educational, nonprofit, accounting, and domestic services.

This coverage is similar to that of the 1939 Business Census. However, "custom trades" and "services incidental to transportation," which are no longer included in the standard classification of the service trades, are not covered by the 1948 Census. In a number of localities, these exclusions as well as

other changes in the standard classification may have a considerable effect in comparing 1948 with 1939 data, particularly with respect to establishment count.

**Establishment definition.**—For Census purposes, a business establishment is defined to include only enterprises conducted from a recognizable place of business, provided that the annual sales were in excess of \$5,000 for a wholesale trade establishment and \$500 for establishments in other trades. A detailed analysis of coverage will be provided in future Census of Business publications.

"Number of establishments" is the number of separate business locations, rather than the number of business companies or organizations, since the Census figures represent information reported separately for each business location or establishment. The establishment count reflects the number of places in business at the end of 1948 excluding administrative and executive offices of multiunit organizations, and "chain store" warehouses.

**Sales and receipts.**—"1948 sales and receipts" represents sales of merchandise and receipts from repairs and other services to customers. The figures reflect deductions for returned goods and allowances, but not for trade-in allowances; they exclude sales and excise taxes collected from customers and paid directly to any taxing agency.

**Proprietors.**—"Active proprietors..." represents owners and partners of unincorporated businesses who devoted the major portion of their time to the business in November 1948.

**Employment.**—"Number of paid employees..." represents all employees on the pay roll for the pay period ending nearest November 15, 1948. "Full workweek" employees, whether regular or seasonal, are those who in the November 15 pay period were paid for working at least the number of hours typically worked in a week by employees of the reporting establishment.

# 1948 CENSUS OF BUSINESS

RETAIL, WHOLESALE, SERVICE TRADES

U. S. DEPARTMENT OF COMMERCE  
BUREAU OF THE CENSUS

## PRELIMINARY

For Release May 1, 1950

Release Series BC-1P-42-234

### VAN ZANDT COUNTY, TEX.

Retail, wholesale, and service establishments located in Van Zandt County, Texas, showed a substantial expansion in dollar volume of trade from 1939 to 1948 according to preliminary figures from the 1948 Census of Business released today by the Bureau of the Census, U. S. Department of Commerce.

Retail sales in the county during 1948 aggregated \$11.6 million, an increase of 164 percent over the \$4.4 million in 1939, when the preceding Census of Business was taken. Wholesale sales in the county reached a total of \$2.5 million in 1948 as compared with \$0.7 million in 1939. The service trades included in the Census of Business recorded receipts totaling \$487,000 in 1948 compared with \$152,000 in 1939.

Employment in the county also rose over the 9-year period between 1939 and 1948 for the above trades. Establishments in these trades reported a combined total of 628 paid employees for the workweek ended nearest November 15, 1948. This compared with a total of 592 employees reported for the week of November 15, 1939.

These preliminary figures have been derived from a Census report on Van Zandt County, Texas. Final figures, superseding the preliminary data for Van Zandt County, will be included in a Bulletin for the State of Texas to be issued in several months. Similar data will be made available this year in preliminary and final form for each of the counties and States. A single copy of the preliminary release for Van Zandt County as well as an order blank for other area releases may be obtained by writing to the Bureau of the Census, Washington 25, D. C.

90575

Table 1.—CENSUS OF BUSINESS PRELIMINARY RESULTS FOR 1948, BY TRADE GROUP

## VAN ZANDT COUNTY, TEX.

Trade group and kind of business	Number of establishments	1948 sales and receipts (Thousand dollars)	Active proprietors of unincorporated businesses Nov. 1948	Paid employees, workweek ended nearest Nov. 15, 1948	
				Total employees <sup>1</sup>	Full workweek employees
RETAIL TRADE, total.....	265	11,642	279	520	419
Food group.....	65	2,769	69	75	57
Eating and drinking places.....	31	310	29	73	60
General merchandise grp, general stores.	38	1,527	37	80	57
Apparel group.....	7	127	6	12	5
Furniture—home furnishgs—appliance grp.	7	328	8	9	9
Automotive group.....	19	2,388	21	77	69
Gasoline service stations.....	38	852	39	34	28
Lumber—building—hardware group.....	23	1,912	30	86	79
Drug and proprietary stores.....	12	427	16	30	21
All other retail stores.....	25	1,002	24	44	34
WHOLESALE TRADE.....	14	2,536	13	44	x
SELECTED SERVICE TRADES, <sup>2/</sup> total.....	97	487	101	64	53
Personal services.....	62	311	60	51	40
All other service trades.....	35	176	41	13	13
AMUSEMENTS.....	7	91	4	20	x

x Not available.

<sup>1/</sup> Includes employees paid for less than the full workweek.

<sup>2/</sup> See General Description on this page for changes from the 1939 Census of Business in the coverage of Service Trades.

## GENERAL DESCRIPTION OF PRELIMINARY RELEASES FOR THE 1948 CENSUS OF BUSINESS

This series of releases, of which one is planned for each county in the United States, presents preliminary results of the 1948 Census of Business. The information is based on reports submitted by business establishments for that Census. The figures shown are preliminary, and are subject to revision in the final Census publications, but the changes are expected to be relatively minor with respect to coverage. The final Census figures will be issued in a series of Business Census bulletins which will show additional detailed kind-of-business information for all places where there are a sufficient number of establishments.

The 1948 Census of Business was taken under the provision of the Act of June 19, 1948, which provides that the Business Censuses be taken for 1948 and for each fifth year thereafter. Previous Business Censuses were taken for the years 1929, 1933, 1935, and 1939.

**Scope of the Census.**—The 1948 Census of Business covered all establishments in the following trades, as defined by the Standard Industrial Classification Manual, May 1949 issue, of the Executive Office of the President: all retail trades; all wholesale trades; all service trades in the following four groups—personal services, business services, automobile repairs and services, and miscellaneous repair services; hotels; tourist courts and camps; and amusements, including motion picture theaters. Some important services not covered are radio broadcasting and television, medical and health, legal, educational, nonprofit, accounting, and domestic services.

This coverage is similar to that of the 1939 Business Census. However, "custom trades" and "services incidental to transportation," which are no longer included in the standard classification of the service trades, are not covered by the 1948 Census. In a number of localities, these exclusions as well as

other changes in the standard classification may have a considerable effect in comparing 1948 with 1939 data, particularly with respect to establishment count.

**Establishment definition.**—For Census purposes, a business establishment is defined to include only enterprises conducted from a recognizable place of business, provided that the annual sales were in excess of \$5,000 for a wholesale trade establishment and \$500 for establishments in other trades. A detailed analysis of coverage will be provided in future Census of Business publications.

"Number of establishments" is the number of separate business locations, rather than the number of business companies or organizations, since the Census figures represent information reported separately for each business location or establishment. The establishment count reflects the number of places in business at the end of 1948 excluding administrative and executive offices of multinational organizations, and "chain store" warehouses.

**Sales and receipts.**—"1948 sales and receipts" represents sales of merchandise and receipts from repairs and other services to customers. The figures reflect deductions for returned goods and allowances, but not for trade-in allowances; they exclude sales and excise taxes collected from customers and paid directly to any taxing agency.

**Proprietors.**—"Active proprietors..." represents owners and partners of unincorporated businesses who devoted the major portion of their time to the business in November 1948.

**Employment.**—"Number of paid employees..." represents all employees on the pay roll for the pay period ending nearest November 15, 1948. "Full workweek" employees, whether regular or seasonal, are those who in the November 15 pay period were paid for working at least the number of hours typically worked in a week by employees of the reporting establishment.



# 1948 CENSUS OF BUSINESS

RETAIL, WHOLESALE, SERVICE TRADES

U. S. DEPARTMENT OF COMMERCE  
BUREAU OF THE CENSUS

## PRELIMINARY

For Release May 1, 1950

Release Series BC-1P-42-235

### VICTORIA COUNTY, TEX.

Retail, wholesale, and service establishments located in Victoria County, Texas, showed a substantial expansion in dollar volume of trade from 1939 to 1948 according to preliminary figures from the 1948 Census of Business released today by the Bureau of the Census, U. S. Department of Commerce.

Retail sales in the county during 1948 aggregated \$28.5 million, an increase of 231 percent over the \$8.6 million in 1939, when the preceding Census of Business was taken. Wholesale sales in the county reached a total of \$14.0 million in 1948 as compared with \$5.1 million in 1939. The service trades included in the Census of Business recorded receipts totaling \$1.5 million in 1948 compared with \$0.4 million in 1939.

Employment in the county also rose over the 9-year period between 1939 and 1948 for the above trades. Establishments in these trades reported a combined total of 1,985 paid employees for the workweek ended nearest November 15, 1948. This compared with a total of 1,369 employees reported for the week of November 15, 1939.

These preliminary figures have been derived from a Census report on Victoria County, Texas, which also includes data for the city of Victoria. Final figures, superseding the preliminary data for Victoria County, will be included in a Bulletin for the State of Texas to be issued in several months. Similar data will be made available this year in preliminary and final form for each of the counties and States. A single copy of the preliminary release for Victoria County as well as an order blank for other area releases may be obtained by writing to the Bureau of the Census, Washington 25, D. C.

Table 1.—CENSUS OF BUSINESS PRELIMINARY RESULTS FOR 1948, BY TRADE GROUP  
VICTORIA COUNTY, TEX.

Trade group and kind of business	Number of establishments	1948 sales and receipts (Thousand dollars)	Active proprietors of unincorporated businesses Nov. 1948	Paid employees, workweek ended nearest Nov. 15, 1948	
				Total employees <sup>1</sup>	Full workweek employees
RETAIL TRADE, total.....	376	28,522	379	1,482	1,315
Food group.....	101	6,258	105	193	155
Eating and drinking places.....	74	1,757	81	304	265
General merchandise group, general stores.....	14	2,814	7	187	154
Apparel group.....	11	1,145	11	71	62
Furniture-home furnishings-appliances group..	15	1,938	7	100	99
Automotive group.....	27	5,767	27	198	195
Gasoline service stations.....	49	2,059	50	110	86
Lumber-building-hardware group.....	20	3,995	19	148	135
Drug and proprietary stores.....	10	524	12	51	48
All other retail stores.....	55	2,265	60	120	115
WHOLESALE TRADE, total.....	42	13,956	32	254	x
Merchant wholesalers.....	25	9,056	21	172	x
Other types of wholesale.....	17	4,900	11	82	x
SELECTED SERVICE TRADES, <sup>2</sup> /total.....	133	1,500	144	249	231
Personal services.....	74	801	78	181	168
Business services.....	6	141	3	10	9
Automotive repairs and services.....	28	376	30	46	43
Other repair services.....	25	182	33	12	11
TOURIST COURTS AND CAMPS.....	9	91	8	16	16

x Not available.

<sup>1</sup>/ Includes employees paid for less than the full workweek.

<sup>2</sup>/ See General Description on last page for changes from the 1939 Census of Business in the coverage of Service Trades.

Table 2.—CENSUS OF BUSINESS PRELIMINARY RESULTS FOR 1948 FOR CITIES OF 2,500 INHABITANTS OR MORE  
VICTORIA COUNTY, TEX.

(Data omitted for trade groups where necessary to avoid disclosure)

City and trade group <sup>1</sup>	Number of establishments	1948 sales and receipts (Thousand dollars)	Active proprietors of unincorporated businesses Nov. 1948	Paid employees, workweek ended nearest Nov. 15, 1948	
				Total employees <sup>2</sup>	Full workweek employees
<b>Victoria:</b>					
Retail trade.....	301	25,722	298	1,371	1,220
Wholesale trade.....	25	8,579	17	164	x
Selected service trades.....	123	1,403	131	243	226
<b>Remainder of county:</b>					
Retail trade.....	75	2,800	81	111	95
Wholesale trade.....	17	5,377	15	90	x
Selected service trades.....	20	97	13	6	5

x Not available.

1/ See General Description on this page for changes from the 1939 Census of Business in the coverage of Service Trades.

2/ Includes employees paid for less than the full workweek.

## GENERAL DESCRIPTION OF PRELIMINARY RELEASES FOR THE 1948 CENSUS OF BUSINESS

This series of releases, of which one is planned for each county in the United States, presents preliminary results of the 1948 Census of Business. The information is based on reports submitted by business establishments for that Census. The figures shown are preliminary, and are subject to revision in the final Census publications, but the changes are expected to be relatively minor with respect to coverage. The final Census figures will be issued in a series of Business Census bulletins which will show additional detailed kind-of-business information for all places where there are a sufficient number of establishments.

The 1948 Census of Business was taken under the provision of the Act of June 19, 1948, which provides that the Business Census be taken for 1948 and for each fifth year thereafter. Previous Business Censuses were taken for the years 1929, 1933, 1935, and 1939.

**Scope of the Census.**—The 1948 Census of Business covered all establishments in the following trades, as defined by the Standard Industrial Classification Manual, May 1949 issue, of the Executive Office of the President: all retail trades; all wholesale trades; all service trades in the following four groups—personal services, business services, automobile repairs and services, and miscellaneous repair services; hotels; tourist courts and camps; and amusements, including motion picture theaters. Some important services not covered are radio broadcasting and television, medical and health, legal, educational, nonprofit, accounting, and domestic services.

This coverage is similar to that of the 1939 Business Census. However, "custom trades" and "services incidental to transportation," which are no longer included in the standard classification of the service trades, are not covered by the 1948 Census. In a number of localities, these exclusions as well as

other changes in the standard classification may have a considerable effect in comparing 1948 with 1939 data, particularly with respect to establishment count.

**Establishment definition.**—For Census purposes, a business establishment is defined to include only enterprises conducted from a recognizable place of business, provided that the annual sales were in excess of \$5,000 for a wholesale trade establishment and \$500 for establishments in other trades. A detailed analysis of coverage will be provided in future Census of Business publications.

"Number of establishments" is the number of separate business locations, rather than the number of business companies or organizations, since the Census figures represent information reported separately for each business location or establishment. The establishment count reflects the number of places in business at the end of 1948 excluding administrative and executive offices of multinational organizations, and "chain store" warehouses.

**Sales and receipts.**—"1948 sales and receipts" represents sales of merchandise and receipts from repairs and other services to customers. The figures reflect deductions for returned goods and allowances, but not for trade-in allowances; they exclude sales and excise taxes collected from customers and paid directly to any taxing agency.

**Proprietors.**—"Active proprietors..." represents owners and partners of unincorporated businesses who devoted the major portion of their time to the business in November 1948.

**Employment.**—"Number of paid employees..." represents all employees on the pay roll for the pay period ending nearest November 15, 1948. "Full workweek" employees, whether regular or seasonal, are those who in the November 15 pay period were paid for working at least the number of hours typically worked in a week by employees of the reporting establishment.

# 1948 CENSUS OF BUSINESS

RETAIL, WHOLESALE, SERVICE TRADES

U. S. DEPARTMENT OF COMMERCE  
BUREAU OF THE CENSUS

## PRELIMINARY

For Release May 1, 1950

Release Series BC-1P-42-236

### WALKER COUNTY, TEX.

Retail, wholesale, and service establishments located in Walker County, Texas, showed a substantial expansion in dollar volume of trade from 1939 to 1948 according to preliminary figures from the 1948 Census of Business released today by the Bureau of the Census, U. S. Department of Commerce.

Retail sales in the county during 1948 aggregated \$11.3 million, an increase of 223 percent over the \$3.5 million in 1939, when the preceding Census of Business was taken. Wholesale sales in the county reached a total of \$3.2 million in 1948 as compared with \$1.3 million in 1939. The service trades included in the Census of Business recorded receipts totaling \$440,000 in 1948 compared with \$179,000 in 1939.

Employment in the county also rose over the 9-year period between 1939 and 1948 for the above trades. Establishments in these trades reported a combined total of 742 paid employees for the workweek ended nearest November 15, 1948. This compared with a total of 518 employees reported for the week of November 15, 1939.

These preliminary figures have been derived from a Census report on Walker County, Texas, which also includes data for the city of Huntsville. Final figures, superseding the preliminary data for Walker County, will be included in a Bulletin for the State of Texas to be issued in several months. Similar data will be made available this year in preliminary and final form for each of the counties and States. A single copy of the preliminary release for Walker County as well as an order blank for other area releases may be obtained by writing to the Bureau of the Census, Washington 25, D. C.

Table 1.—CENSUS OF BUSINESS PRELIMINARY RESULTS FOR 1948, BY TRADE GROUP  
WALKER COUNTY, TEX.

Trade group and kind of business	Number of establishments	1948 sales and receipts (Thousand dollars)	Active proprietors of unincorporated businesses Nov. 1948	Paid employees, workweek ended nearest Nov. 15, 1948	
				Total employees <sup>1</sup>	Full workweek employees
RETAIL TRADE, total.....	183	11,315	158	585	494
Food group.....	61	3,000	53	86	75
Eating and drinking places.....	17	511	18	109	104
General merchandise grp, general stores.	20	1,234	11	87	55
Apparel group.....	4	492	2	35	29
Furniture-home furnishgs-appliance grp.	12	719	10	27	26
Automotive group.....	16	2,930	14	112	110
Gasoline service stations.....	24	669	20	36	26
Lumber-building-hardware group.....	9	797	12	26	25
Drug and proprietary stores.....	8	414	6	43	24
All other retail stores.....	12	549	12	24	20
WHOLESALE TRADE.....	9	3,246	8	37	x
SELECTED SERVICE TRADES, <sup>2</sup> / total.....	44	440	43	120	107
Personal services.....	29	351	30	111	104
All other service trades.....	15	89	13	9	3

x Not available.

<sup>1</sup>/ Includes employees paid for less than the full workweek.

<sup>2</sup>/ See General Description on last page for changes from the 1939 Census of Business in the coverage of Service Trades.

Table 2.—CENSUS OF BUSINESS PRELIMINARY RESULTS FOR 1948 FOR CITIES OF 2,500 INHABITANTS OR MORE

WALKER COUNTY, TEX.

(Data omitted for trade groups where necessary to avoid disclosure)

City and trade group <sup>1</sup>	Number of establishments	1948 sales and receipts (Thousand dollars)	Active proprietors of unincorporated businesses Nov. 1948	Paid employees, workweek ended nearest Nov. 15, 1948	
				Total employees <sup>2</sup>	Full workweek employees
<b>Huntsville:</b>					
Retail trade.....	108	9,321	94	534	449
Selected service trades....	32	362	34	111	103
<b>Remainder of county:</b>					
Retail trade.....	75	1,994	64	51	45
Selected service trades....	12	78	9	9	4

1/ See General Description on this page for changes from the 1939 Census of Business in the coverage of Service Trades.

2/ Includes employees paid for less than the full workweek.

GENERAL DESCRIPTION OF PRELIMINARY RELEASES FOR THE 1948 CENSUS OF BUSINESS

This series of releases, of which one is planned for each county in the United States, presents preliminary results of the 1948 Census of Business. The information is based on reports submitted by business establishments for that Census. The figures shown are preliminary, and are subject to revision in the final Census publications, but the changes are expected to be relatively minor with respect to coverage. The final Census figures will be issued in a series of Business Census bulletins which will show additional detailed kind-of-business information for all places where there are a sufficient number of establishments.

The 1948 Census of Business was taken under the provision of the Act of June 19, 1948, which provides that the Business Census be taken for 1948 and for each fifth year thereafter. Previous Business Censuses were taken for the years 1929, 1933, 1938, and 1939.

**Scope of the Census.**—The 1948 Census of Business covered all establishments in the following trades, as defined by the Standard Industrial Classification Manual, May 1949 issue, of the Executive Office of the President: all retail trades; all wholesale trades; all service trades in the following four groups—personal services, business services, automobile repairs and services, and miscellaneous repair services; hotels; tourist courts and camps; and amusements, including motion picture theaters. Some important services not covered are radio broadcasting and television, medical and health, legal, educational, nonprofit, accounting, and domestic services.

The coverage is similar to that of the 1939 Business Census. However, "custom trades" and "services incidental to transportation," which are no longer included in the standard classification of the service trades, are not covered by the 1948 Census. In a number of localities, these exclusions as well as

other changes in the standard classification may have a considerable effect in comparing 1948 with 1939 data, particularly with respect to establishment count.

**Establishment definition.**—For Census purposes, a business establishment is defined to include only enterprises conducted from a recognizable place of business, provided that the annual sales were in excess of \$5,000 for a wholesale trade establishment and \$500 for establishments in other trades. A detailed analysis of coverage will be provided in future Census of Business publications.

"Number of establishments" is the number of separate business locations, rather than the number of business companies or organizations, since the Census figures represent information reported separately for each business location or establishment. The establishment count reflects the number of places in business at the end of 1948 excluding administrative and executive offices of multiunit organizations, and "chain store" warehouses.

**Sales and receipts.**—"1948 sales and receipts" represents sales of merchandise and receipts from repairs and other services to customers. The figures reflect deductions for returned goods and allowances, but not for trade-in allowances; they exclude sales and excise taxes collected from customers and paid directly to any taxing agency.

**Proprietors.**—"Active proprietors..." represents owners and partners of unincorporated businesses who devoted the major portion of their time to the business in November 1948.

**Employment.**—"Number of paid employees..." represents all employees on the pay roll for the pay period ending nearest November 15, 1948. "Full workweek" employees, whether regular or seasonal, are those who in the November 15 pay period were paid for working at least the number of hours typically worked in a week by employees of the reporting establishment.

# 1948 CENSUS OF BUSINESS

RETAIL, WHOLESALE, SERVICE TRADES

U. S. DEPARTMENT OF COMMERCE  
BUREAU OF THE CENSUS

## PRELIMINARY

For Release May 1, 1950

Release Series BC-1P-42-237

### WALLER COUNTY, TEX.

Retail, wholesale, and service establishments located in Waller County, Texas, showed a substantial expansion in dollar volume of trade from 1939 to 1948 according to preliminary figures from the 1948 Census of Business released today by the Bureau of the Census, U. S. Department of Commerce.

Retail sales in the county during 1948 aggregated \$7.3 million, an increase of 284 percent over the \$1.9 million in 1939, when the preceding Census of Business was taken. Wholesale sales in the county reached a total of \$720,000 in 1948 as compared with \$181,000 in 1939. The service trades included in the Census of Business recorded receipts totaling \$136,000 in 1948 compared with \$48,000 in 1939.

Employment in the county also rose over the 9-year period between 1939 and 1948 for the above trades. Establishments in these trades reported a combined total of 333 paid employees for the workweek ended nearest November 15, 1948. This compared with a total of 233 employees reported for the week of November 15, 1939.

These preliminary figures have been derived from a Census report on Waller County, Texas. Final figures, superseding the preliminary data for Waller County, will be included in a Bulletin for the State of Texas to be issued in several months. Similar data will be made available this year in preliminary and final form for each of the counties and States. A single copy of the preliminary release for Waller County as well as an order blank for other area releases may be obtained by writing to the Bureau of the Census, Washington 25, D. C.

Table 1.—CENSUS OF BUSINESS PRELIMINARY RESULTS FOR 1948, BY TRADE GROUP  
WALLER COUNTY, TEX.

Trade group and kind of business	Number of establishments	1948 sales and receipts (Thousand dollars)	Active proprietors of unincorporated businesses Nov. 1948	Paid employees, workweek ended nearest Nov. 15, 1948	
				Total employees <sup>1</sup>	Full workweek employees
RETAIL TRADE, total.....	150	7,328	142	298	248
Food group.....	33	1,328	33	31	24
Eating and drinking places.....	29	401	25	65	61
General merchandise grp, general stores	15	1,143	17	67	46
Automotive group.....	12	1,612	15	50	49
Gasoline service stations.....	17	474	16	24	14
Lumber-building-hardware group.....	12	1,022	10	23	20
Drug and proprietary stores.....	8	176	6	11	10
All other retail stores.....	24	1,172	20	27	24
WHOLESALE TRADE.....	7	720	5	9	x
SELECTED SERVICE TRADES, <sup>2/</sup> total.....	24	136	20	26	19
Personal services.....	15	74	13	20	14
All other service trades.....	9	62	7	6	5

x Not available.

<sup>1/</sup> Includes employees paid for less than the full workweek.

<sup>2/</sup> See General Description on last page for changes from the 1939 Census of Business in the coverage of Service Trades.

## GENERAL DESCRIPTION OF PRELIMINARY RELEASES FOR THE 1948 CENSUS OF BUSINESS

This series of releases, of which one is planned for each county in the United States, presents preliminary results of the 1948 Census of Business. The information is based on reports submitted by business establishments for that Census. The figures shown are preliminary, and are subject to revision in the final Census publications, but the changes are expected to be relatively minor with respect to coverage. The final Census figures will be issued in a series of Business Census bulletins which will show additional detailed kind-of-business information for all places where there are a sufficient number of establishments.

The 1948 Census of Business was taken under the provision of the Act of June 19, 1948, which provides that the Business Census be taken for 1948 and for each fifth year thereafter. Previous Business Censuses were taken for the years 1929, 1933, 1935, and 1939.

*Scope of the Census.*—The 1948 Census of Business covered all establishments in the following trades, as defined by the Standard Industrial Classification Manual, May 1949 issue, of the Executive Office of the President: all retail trades; all wholesale trades; all service trades in the following four groups—personal services, business services, automobile repairs and services, and miscellaneous repair services; hotels; tourist courts and camps; and amusements, including motion picture theaters. Some important services not covered are radio broadcasting and television, medical and health, legal, educational, nonprofit, accounting, and domestic services.

This coverage is similar to that of the 1939 Business Census. However, "custom trades" and "services incidental to transportation," which are no longer included in the standard classification of the service trades, are not covered by the 1948 Census. In a number of localities, these exclusions as well as other changes in the standard classification may have a considerable effect in comparing

1948 with 1939 data, particularly with respect to establishment count.

*Establishment definition.*—For Census purposes, a business establishment is defined to include only enterprises conducted from a recognizable place of business, provided that the annual sales were in excess of \$5,000 for a wholesale trade establishment and \$500 for establishments in other trades. A detailed analysis of coverage will be provided in future Census of Business publications.

"Number of establishments" is the number of separate business locations, rather than the number of business companies or organizations, since the Census figures represent information reported separately for each business location or establishment. The establishment count reflects the number of places in business at the end of 1948 excluding administrative and executive offices of multiunit organizations, and "chain store" warehouses.

*Sales and receipts.*—"1948 sales and receipts" represents sales of merchandise and receipts from repairs and other services to customers. The figures reflect deductions for returned goods and allowances, but not for trade-in allowances; they exclude sales and excise taxes collected from customers and paid directly to any taxing agency.

*Proprietors.*—"Active proprietors..." represents owners and partners of unincorporated businesses who devoted the major portion of their time to the business in November 1948.

*Employment.*—"Number of paid employees..." represents all employees on the pay roll for the pay period ending nearest November 15, 1948. "Full workweek" employees, whether regular or seasonal, are those who in the November 15 pay period were paid for working at least the number of hours typically worked in a week by employees of the reporting establishment.

# 1948 CENSUS OF BUSINESS

RETAIL, WHOLESALE, SERVICE TRADES

U. S. DEPARTMENT OF COMMERCE  
BUREAU OF THE CENSUS

## PRELIMINARY

For Release May 15, 1950

Release Series BC-1P-42-238

### WARD COUNTY, TEX.

Retail, wholesale, and service establishments located in Ward County, Texas, showed a substantial expansion in dollar volume of trade from 1939 to 1948 according to preliminary figures from the 1948 Census of Business released today by the Bureau of the Census, U. S. Department of Commerce.

Retail sales in the county during 1948 aggregated \$11.8 million, an increase of 211 percent over the \$3.8 million in 1939, when the preceding Census of Business was taken. Wholesale sales in the county reached a total of \$7.5 million in 1948 as compared with \$4.0 million in 1939. The service trades included in the Census of Business recorded receipts totaling \$549,000 in 1948 compared with \$173,000 in 1939.

Employment in the county also rose over the 9-year period between 1939 and 1948 for the above trades. Establishments in these trades reported a combined total of 662 paid employees for the workweek ended nearest November 15, 1948. This compared with a total of 562 employees reported for the week of November 15, 1939.

These preliminary figures have been derived from a Census report on Ward County, Texas, which also includes data for the city of Monahans. Final figures, superseding the preliminary data for Ward County, will be included in a Bulletin for the State of Texas to be issued in several months. Similar data will be made available this year in the preliminary and final form for each of the counties and States. A single copy of the preliminary release for Ward County as well as an order blank for other area releases may be obtained by writing to the Bureau of the Census, Washington 25, D. C.

Table 1.—CENSUS OF BUSINESS PRELIMINARY RESULTS FOR 1948, BY TRADE GROUP  
WARD COUNTY, TEX.

Trade group and kind of business	Number of establishments	1948 sales and receipts (Thousand dollars)	Active proprietors of unincorporated businesses Nov. 1948	Paid employees, workweek ended nearest Nov. 15, 1948	
				Total employees <sup>1</sup>	Full workweek employees
RETAIL TRADE, total.....	179	11,760	161	512	426
Food group.....	25	2,802	22	75	62
Eating and drinking places.....	35	841	33	121	85
General merchandise grp, general stores.	7	694	6	40	28
Apparel group.....	11	718	11	39	35
Furniture-home furnishgs-appliance grp.	14	670	7	36	34
Automotive group.....	13	2,232	13	63	59
Gasoline service stations.....	28	968	30	43	38
Lumber-building-hardware group.....	10	1,390	5	28	26
Drug and proprietary stores.....	11	436	10	35	28
All other retail stores.....	25	1,009	24	32	31
WHOLESALE TRADE, total.....	22	7,452	14	93	x
merchant wholesalers.....	16	5,668	8	69	x
Other types of wholesale.....	6	1,784	6	24	x
SELECTED SERVICE TRADES, <sup>2</sup> /total.....	45	549	47	57	55
Personal services.....	27	212	26	41	40
All other service trades.....	18	337	21	16	15
HOTELS.....		Data withheld to avoid disclosure			
TOURIST COURTS AND CAMPS.....	11	99	10	7	6

x Not available.

<sup>1</sup>/ Includes employees paid for less than the full workweek.

<sup>2</sup>/ See General Description on last page for changes from the 1939 Census of Business in the coverage of Service Trades.

Table 2.—CENSUS OF BUSINESS PRELIMINARY RESULTS FOR 1948 FOR CITIES OF 2,500 INHABITANTS OR MORE

WARD COUNTY, TEX.

(Data omitted for trade groups where necessary to avoid disclosure)

City and trade group <sup>1</sup>	Number of establishments	1948 sales and receipts (Thousand dollars)	Active proprietors of unincorporated businesses Nov. 1948	Paid employees, workweek ended nearest Nov. 15, 1948	
				Total employees <sup>2</sup>	Full workweek employees
<b>Monahans:</b>					
Retail trade.....	113	9,795	102	441	375
Selected service trades....	36	500	38	54	52
Hotels.....	6	61	4	7	6
<b>Remainder of county:</b>					
Retail trade.....	66	1,965	59	71	51
Selected service trades....	9	49	9	3	3

1/ See General Description on this page for changes from the 1939 Census of Business in the coverage of Service Trades.

2/ Includes employees paid for less than the full workweek.

GENERAL DESCRIPTION OF PRELIMINARY RELEASES FOR THE 1948 CENSUS OF BUSINESS

This series of releases, of which one is planned for each county in the United States, presents preliminary results of the 1948 Census of Business. The information is based on reports submitted by business establishments for that Census. The figures shown are preliminary, and are subject to revision in the final Census publications, but the changes are expected to be relatively minor with respect to coverage. The final Census figures will be issued in a series of Business Census bulletins which will show additional detailed kind-of-business information for all places where there are a sufficient number of establishments.

The 1948 Census of Business was taken under the provision of the Act of June 19, 1948, which provides that the Business Census be taken for 1948 and for each fifth year thereafter. Previous Business Censuses were taken for the years 1929, 1933, 1935, and 1939.

**Scope of the Census.**—The 1948 Census of Business covered all establishments in the following trades, as defined by the Standard Industrial Classification Manual, May 1949 issue, of the Executive Office of the President: all retail trades; all wholesale trades; all service trades in the following four groups—personal services, business services, automobile repairs and services, and miscellaneous repair services; hotels; tourist courts and camps; and amusements, including motion picture theaters. Some important services not covered are radio broadcasting and television, medical and health, legal, educational, nonprofit, accounting, and domestic services.

This coverage is similar to that of the 1939 Business Census. However, "custom trades" and "services incidental to transportation," which are no longer included in the standard classification of the service trades, are not covered by the 1948 Census. In a number of localities, these exclusions as well as

other changes in the standard classification may have a considerable effect in comparing 1948 with 1939 data, particularly with respect to establishment count.

**Establishment definition.**—For Census purposes, a business establishment is defined to include only enterprises conducted from a recognizable place of business, provided that the annual sales were in excess of \$5,000 for a wholesale trade establishment and \$500 for establishments in other trades. A detailed analysis of coverage will be provided in future Censuses of Business publications.

"Number of establishments" is the number of separate business locations, rather than the number of business companies or organizations, since the Census figures represent information reported separately for each business location or establishment. The establishment count reflects the number of places in business at the end of 1948 excluding administrative and executive offices of multinational organizations, and "chain store" warehouses.

**Sales and receipts.**—"1948 sales and receipts" represents sales of merchandise and receipts from repairs and other services to customers. The figures reflect deductions for returned goods and allowances, but not for trade-in allowances; they exclude sales and excise taxes collected from customers and paid directly to any taxing agency.

**Proprietors.**—"Active proprietors..." represents owners and partners of unincorporated businesses who devoted the major portion of their time to the business in November 1948.

**Employment.**—"Number of paid employees..." represents all employees on the pay roll for the pay period ending nearest November 15, 1948. "Full workweek" employees, whether regular or seasonal, are those who in the November 15 pay period were paid for working at least the number of hours typically worked in a week by employees of the reporting establishment.



# 1948 CENSUS OF BUSINESS

RETAIL, WHOLESALE, SERVICE TRADES

U. S. DEPARTMENT OF COMMERCE  
BUREAU OF THE CENSUS

## PRELIMINARY

For Release May 22, 1950

Release Series BC-1P- 42-239

### WASHINGTON COUNTY, TEX.

Retail, wholesale, and service establishments located in Washington County, Texas, showed a substantial expansion in dollar volume of trade from 1939 to 1948 according to preliminary figures from the 1948 Census of Business released today by the Bureau of the Census, U. S. Department of Commerce.

Retail sales in the county during 1948 aggregated \$13.2 million, an increase of 207 percent over the \$4.3 million in 1939, when the preceding Census of Business was taken. Wholesale sales in the county reached a total of \$13.3 million in 1948 as compared with \$4.5 million in 1939. The service trades included in the Census of Business recorded receipts totaling \$512,000 in 1948 compared with \$261,000 in 1939.

Employment in the county also rose over the 9-year period between 1939 and 1948 for the above trades. Establishments in these trades reported a combined total of 998 paid employees for the workweek ended nearest November 15, 1948. This compared with a total of 779 employees reported for the week of November 15, 1939.

These preliminary figures have been derived from a Census report on Washington County, Texas, which also includes data for the city of Brenham. Final figures, superseding the preliminary data for Washington County, will be included in a Bulletin for the State of Texas to be issued in several months. Similar data will be made available this year in preliminary and final form for each of the counties and States. A single copy of the preliminary release for Washington County as well as an order blank for other area releases may be obtained by writing to the Bureau of the Census, Washington 25, D. C.

Table 1.—CENSUS OF BUSINESS PRELIMINARY RESULTS FOR 1948, BY TRADE GROUP

### WASHINGTON COUNTY, TEX.

Trade group and kind of business	Number of establishments	1948 sales and receipts (Thousand dollars)	Active proprietors of unincorporated businesses Nov. 1948	Paid employees, workweek ended nearest Nov. 15, 1948	
				Total employees <sup>1</sup>	Full workweek employees
RETAIL TRADE, total.....	289	13,242	261	737	597
Food group.....	57	3,015	51	89	71
Eating and drinking places.....	48	779	45	135	110
General merchandise grp, general stores.....	56	2,328	54	135	92
Apparel group.....	4	293	4	14	11
Furniture-home furnishings-appliance grp.....	12	829	11	59	50
Automotive group.....	20	1,636	21	76	71
Gasoline service stations.....	32	757	31	63	47
Lumber-building-hardware group.....	12	1,529	2	95	87
Drug and proprietary stores.....	9	376	5	28	26
All other retail stores.....	39	1,700	37	43	32
WHOLESALE TRADE, total.....	22	13,298	14	151	x
Merchant wholesalers.....	9	5,535	5	85	x
Other types of wholesale.....	13	7,763	9	66	x
SELECTED SERVICE TRADES, <sup>2</sup> /total.....	64	512	65	110	106
Personal services.....	41	343	41	87	83
All other service trades.....	23	169	24	23	23

x Not available.

<sup>1</sup>/ Includes employees paid for less than the full workweek.

<sup>2</sup>/ See General Description on last page for changes from the 1939 Census of Business in the coverage of Service trades.

Table 2.—CENSUS OF BUSINESS PRELIMINARY RESULTS FOR 1948 FOR CITIES OF 2,500 INHABITANTS OR MORE  
WASHINGTON COUNTY, TEX.

(Data omitted for trade groups where necessary to avoid disclosure)

City and trade group <sup>1</sup>	Number of establishments	1948 sales and receipts (Thousand dollars)	Active proprietors of unincorporated businesses Nov. 1948	Paid employees, workweek ended nearest Nov. 15, 1948	
				Total employees <sup>2</sup>	Full workweek employees
<b>Brenham:</b>					
Retail trade.....	164	9,863	146	655	541
Selected service trades....	53	475	55	104	100
<b>Remainder of county:</b>					
Retail trade.....	125	3,379	115	82	56
Selected service trades....	11	37	10	6	6

1/ See General Description on this page for changes from the 1939 Census of Business in the coverage of Service Trades.

2/ Includes employees paid for less than the full workweek.

### GENERAL DESCRIPTION OF PRELIMINARY RELEASES FOR THE 1948 CENSUS OF BUSINESS

This series of releases, of which one is planned for each county in the United States, presents preliminary results of the 1948 Census of Business. The information is based on reports submitted by business establishments for that Census. The figures shown are preliminary, and are subject to revision in the final Census publications, but the changes are expected to be relatively minor with respect to coverage. The final Census figures will be issued in a series of Business Census bulletins which will show additional detailed kind-of-business information for all places where there are a sufficient number of establishments.

The 1948 Census of Business was taken under the provision of the Act of June 19, 1948, which provides that the Business Census be taken for 1948 and for each fifth year thereafter. Previous Business Censuses were taken for the years 1929, 1933, 1935, and 1939.

**Scope of the Census.**—The 1948 Census of Business covered all establishments in the following trades, as defined by the Standard Industrial Classification Manual, May 1949 issue, of the Executive Office of the President: all retail trades; all wholesale trades; all service trades in the following four groups—personal services, business services, automobile repairs and services, and miscellaneous repair services; hotels; tourist courts and camps; and amusements, including motion picture theaters. Some important services not covered are radio broadcasting and television, medical and health, legal, educational, nonprofit, accounting, and domestic services.

This coverage is similar to that of the 1939 Business Census. However, "custom trades" and "services incidental to transportation," which are no longer included in the standard classification of the service trades, are not covered by the 1948 Census. In a number of localities, these exclusions as well as

other changes in the standard classification may have a considerable effect in comparing 1948 with 1939 data, particularly with respect to establishment count.

**Establishment definition.**—For Census purposes, a business establishment is defined to include only enterprises conducted from a recognizable place of business, provided that the annual sales were in excess of \$5,000 for a wholesale trade establishment and \$500 for establishments in other trades. A detailed analysis of coverage will be provided in future Census of Business publications.

"Number of establishments" is the number of separate business locations, rather than the number of business companies or organizations, since the Census figures represent information reported separately for each business location or establishment. The establishment count reflects the number of places in business at the end of 1948 excluding administrative and executive offices of multiunit organizations, and "chain store" warehouses.

**Sales and receipts.**—"1948 sales and receipts" represents sales of merchandise and receipts from repairs and other services to customers. The figures reflect deductions for returned goods and allowances, but not for trade-in allowances; they exclude sales and excise taxes collected from customers and paid directly to any taxing agency.

**Proprietors.**—"Active proprietors..." represents owners and partners of unincorporated businesses who devoted the major portion of their time to the business in November 1948.

**Employment.**—"Number of paid employees..." represents all employees on the pay roll for the pay period ending nearest November 15, 1948. "Full workweek" employees, whether regular or seasonal, are those who in the November 15 pay period were paid for working at least the number of hours typically worked in a week by employees of the reporting establishment.

91107

# 1948 CENSUS OF BUSINESS

RETAIL, WHOLESALE, SERVICE TRADES

U. S. DEPARTMENT OF COMMERCE  
BUREAU OF THE CENSUS

## PRELIMINARY

For Release May 15, 1950

Release Series BC-1P- 42-240

### WEBB COUNTY, TEX.

Retail, wholesale, and service establishments located in Webb County, Texas, showed a substantial expansion in dollar volume of trade from 1939 to 1948 according to preliminary figures from the 1948 Census of Business released today by the Bureau of the Census, U. S. Department of Commerce.

Retail sales in the county during 1948 aggregated \$38.8 million, an increase of 273 percent over the \$10.4 million in 1939, when the preceding Census of Business was taken. Wholesale sales in the county reached a total of \$24.2 million in 1948 as compared with \$6.1 million in 1939. The service trades included in the Census of Business recorded receipts totaling \$1.4 million in 1948 compared with \$0.3 million in 1939.

Employment in the county also rose over the 9-year period between 1939 and 1948 for the above trades. Establishments in these trades reported a combined total of 3,741 paid employees for the workweek ended nearest November 15, 1948. This compared with a total of 2,093 employees reported for the week of November 15, 1939.

These preliminary figures have been derived from a Census report on Webb County, Texas, which also includes data for the city of Laredo. Final figures, superseding the preliminary data for Webb County, will be included in a Bulletin for the State of Texas to be issued in several months. Similar data will be made available this year in preliminary and final form for each of the counties and States. A single copy of the preliminary release for Webb County as well as an order blank for other area releases may be obtained by writing to the Bureau of the Census, Washington 25, D. C.

Table 1.—CENSUS OF BUSINESS PRELIMINARY RESULTS FOR 1948, BY TRADE GROUP

### WEBB COUNTY, TEX.

Trade group and kind of business	Number of establishments	1948 sales and receipts (Thousand dollars)	Active proprietors of unincorporated businesses Nov. 1948	Paid employees, workweek ended nearest Nov. 15, 1948	
				Total employees <sup>1</sup>	Full workweek employees
<b>RETAIL TRADE, total</b> .....	683	38,776	651	2,550	2,095
Food group.....	281	8,792	291	342	270
Eating and drinking places.....	137	1,766	133	274	219
General merchandise group, general stores.....	14	6,281	6	660	475
Apparel group.....	57	7,663	40	421	381
Furniture-home furnishings-appliance group.....	17	1,803	15	102	98
Automotive group.....	21	4,956	16	213	192
Gasoline service stations.....	55	1,378	57	123	95
Lumber-building-hardware group.....	27	2,981	21	167	155
Drug and proprietary stores.....	13	1,410	12	129	115
All other retail stores.....	61	1,746	60	119	95
<b>WHOLESALE TRADE, total</b> .....	78	24,203	66	877	x
Merchant wholesalers.....	56	16,743	47	393	x
Petroleum bulk plants, terminals.....	10	3,448	8	40	x
Assemblers of farm products.....	7	2,558	8	430	x
Other types of wholesale.....	5	1,454	3	14	x
<b>SELECTED SERVICE TRADES, 2/total</b> .....	199	1,386	198	314	292
Personal services.....	96	723	98	217	214
Business services.....	9	113	8	25	18
Automotive repairs and services.....	46	256	47	36	31
Other repair services.....	48	294	45	36	29
<b>TOURIST COURTS AND CAMPS</b> .....	18	180	20	40	33

x Not available.

1/ Includes employees paid for less than the full workweek.

2/ See General Description on last page for changes from the 1939 Census of Business in the coverage of Service Trades.

Table 2.—CENSUS OF BUSINESS PRELIMINARY RESULTS FOR 1948 FOR CITIES OF 2,500 INHABITANTS OR MORE.

WEBB COUNTY, TEX.

(Data omitted for trade groups where necessary to avoid disclosure)

City and trade group <sup>1</sup>	Number of establishments	1948 sales and receipts (Thousand dollars)	Active proprietors of unincorporated businesses Nov. 1948	Paid employees, workweek ended nearest Nov. 15, 1948	
				Total employees <sup>2</sup>	Full workweek employees
<b>Laredo:</b>					
Retail trade.....	644	37,963	615	2,506	2,067
Wholesale trade.....	71	22,350	58	524	x
Selected service trades.....	190	1,256	187	303	281
Tourist courts and camps.....	18	100	20	40	33
<b>Remainder of county:</b>					
Retail trade.....	39	813	36	44	28
Wholesale trade.....	7	1,853	8	353	x
Selected service trades.....	9	130	11	11	11

x Not available.

1/ See General Description on this page for changes from the 1939 Census of Business in the coverage of Service Trades.

2/ Includes employees paid for less than the full workweek.

## GENERAL DESCRIPTION OF PRELIMINARY RELEASES FOR THE 1948 CENSUS OF BUSINESS

This series of releases, of which one is planned for each county in the United States, presents preliminary results of the 1948 Census of Business. The information is based on reports submitted by business establishments for that Census. The figures shown are preliminary, and are subject to revision in the final Census publications, but the changes are expected to be relatively minor with respect to coverage. The final Census figures will be issued in a series of Business Census bulletins which will show additional detailed kind-of-business information for all places where there are a sufficient number of establishments.

The 1948 Census of Business was taken under the provision of the Act of June 19, 1948, which provides that the Business Census be taken for 1948 and for each fifth year thereafter. Previous Business Censuses were taken for the years 1929, 1933, 1935, and 1939.

**Scope of the Census.**—The 1948 Census of Business covered all establishments in the following trades, as defined by the Standard Industrial Classification Manual, May 1949 issue, of the Executive Office of the President: all retail trades; all wholesale trades; all service trades in the following four groups—personal services, business services, automobile repairs and services, and miscellaneous repair services; hotels; tourist courts and camps; and amusements, including motion picture theaters. Some important services not covered are radio broadcasting and television, medical and health, legal, educational, nonprofit, accounting, and domestic services.

This coverage is similar to that of the 1939 Business Census. However, "custom trades" and "services incidental to transportation," which are no longer included in the standard classification of the service trades, are not covered by the 1948 Census. In a number of localities, these exclusions as well as

other changes in the standard classification may have a considerable effect in comparing 1948 with 1939 data, particularly with respect to establishment count.

**Establishment definition.**—For Census purposes, a business establishment is defined to include only enterprises conducted from a recognizable place of business, provided that the annual sales were in excess of \$5,000 for a wholesale trade establishment and \$500 for establishments in other trades. A detailed analysis of coverage will be provided in future Censuses of Business publications.

"Number of establishments" is the number of separate business locations, rather than the number of business companies or organizations, since the Census figures represent information reported separately for each business location or establishment. The establishment count reflects the number of places in business at the end of 1948 excluding administrative and executive offices of multiunit organizations, and "chain store" warehouses.

**Sales and receipts.**—"1948 sales and receipts" represents sales of merchandise and receipts from repairs and other services to customers. The figures reflect deductions for returned goods and allowances, but not for trade-in allowances; they exclude sales and excise taxes collected from customers and paid directly to any taxing agency.

**Proprietors.**—"Active proprietors..." represents owners and partners of unincorporated businesses who devoted the major portion of their time to the business in November 1948.

**Employment.**—"Number of paid employees..." represents all employees on the pay roll for the pay period ending nearest November 15, 1948. "Full workweek" employees, whether regular or seasonal, are those who in the November 15 pay period were paid for working at least the number of hours typically worked in a week by employees of the reporting establishment.

# 1948 CENSUS OF BUSINESS

RETAIL, WHOLESALE, SERVICE TRADES

U. S. DEPARTMENT OF COMMERCE  
BUREAU OF THE CENSUS

## PRELIMINARY

For Release May 15, 1950

Release Series BC-1P-42-241

### WHARTON COUNTY, TEX.

Retail, wholesale, and service establishments located in Wharton County, Texas, showed a substantial expansion in dollar volume of trade from 1939 to 1948 according to preliminary figures from the 1948 Census of Business released today by the Bureau of the Census, U. S. Department of Commerce.

Retail sales in the county during 1948 aggregated \$28.6 million, an increase of 236 percent over the \$8.5 million in 1939, when the preceding Census of Business was taken. Wholesale sales in the county reached a total of \$19.5 million in 1948 as compared with \$2.9 million in 1939. The service trades included in the Census of Business recorded receipts totaling \$1.4 million in 1948 compared with \$0.3 million in 1939.

Employment in the county also rose over the 9-year period between 1939 and 1948 for the above trades. Establishments in these trades reported a combined total of 1,564 paid employees for the workweek ended nearest November 15, 1948. This compared with a total of 1,108 employees reported for the week of November 15, 1939.

These preliminary figures have been derived from a Census report on Wharton County, Texas, which also includes data for the cities of El Campo and Wharton. Final figures, superseding the preliminary data for Wharton County, will be included in a Bulletin for the State of Texas to be issued in several months. Similar data will be made available this year in preliminary and final form for each of the counties and States. A single copy of the preliminary release for Wharton County as well as an order blank for other area releases may be obtained by writing to the Bureau of the Census, Washington 25, D. C.

Table 1.—CENSUS OF BUSINESS PRELIMINARY RESULTS FOR 1948, BY TRADE GROUP

### WHARTON COUNTY, TEX.

Trade group and kind of business	Number of establishments	1948 sales and receipts (Thousand dollars)	Active proprietors of unincorporated businesses Nov. 1948	Paid employees, workweek ended nearest Nov. 15, 1948	
				Total employees <sup>1</sup>	Full workweek employees
RETAIL TRADE, total.....	456	28,605	461	1,255	1,056
Food group.....	102	6,439	93	198	161
Eating and drinking places.....	114	1,604	121	169	139
General merchandise grp, general stores	27	2,948	22	163	121
Apparel group.....	25	2,145	28	120	94
Furniture-home furnishgs-appliance grp	21	1,157	22	47	41
Automotive group.....	33	5,629	37	179	174
Gasoline service stations.....	46	1,571	45	121	95
Lumber-building-hardware group.....	30	4,888	32	160	152
Drug and proprietary stores.....	15	696	15	54	42
All other retail stores.....	43	1,528	46	44	37
WHOLESALE TRADE, total.....	33	19,467	33	132	x
Merchant wholesalers.....	16	5,078	17	75	x
Other types of wholesale.....	17	14,389	16	57	x
SELECTED SERVICE TRADES, <sup>2</sup> /total.....	117	1,406	120	177	160
Personal services.....	60	530	62	113	99
All other service trades.....	57	876	58	64	61
HOTELS.....	5	36	5	12	8
TOURIST COURTS AND CAMPS.....	7	106	7	8	7

x Not available.

1/ Includes employees paid for less than the full workweek.

2/ See General Description on last page for changes from the 1939 Census of Business in the coverage of Service Trades.

Table 2.—CENSUS OF BUSINESS PRELIMINARY RESULTS FOR 1948 FOR CITIES OF 2,500 INHABITANTS OR MORE  
WHARTON COUNTY, TEX.

(Data omitted for trade groups where necessary to avoid disclosure)

City and trade group <sup>1</sup>	Number of establishments	1948 sales and receipts (Thousand dollars)	Active proprietors of unincorporated businesses Nov. 1948	Paid employees, workweek ended nearest Nov. 15, 1948	
				Total employees <sup>2</sup>	Full workweek employees
El Campo:					
Retail trade.....	163	12,645	179	578	478
Selected service trades....	48	879	52	99	90
Wharton:					
Retail trade.....	133	9,435	130	439	383
Selected service trades....	41	397	42	54	50
Remainder of county: <sup>3/</sup>					
Retail trade.....	160	6,525	152	238	195
Selected service trades....	28	130	26	24	20

- 1/ See General Description on this page for changes from the 1939 Census of Business in the coverage of Service Trades.  
 2/ Includes employees paid for less than the full workweek.  
 3/ Includes figures for establishments not located in cities of 2,500 inhabitants or more.

### GENERAL DESCRIPTION OF PRELIMINARY RELEASES FOR THE 1948 CENSUS OF BUSINESS

This series of releases, of which one is planned for each county in the United States, presents preliminary results of the 1948 Census of Business. The information is based on reports submitted by business establishments for that Census. The figures shown are preliminary, and are subject to revision in the final Census publications, but the changes are expected to be relatively minor with respect to coverage. The final Census figures will be issued in a series of Business Census bulletins which will show additional detailed kind-of-business information for all places where there are a sufficient number of establishments.

The 1948 Census of Business was taken under the provision of the Act of June 19, 1948, which provides that the Business Census be taken for 1948 and for each fifth year thereafter. Previous Business Censuses were taken for the years 1929, 1933, 1935, and 1939.

*Scope of the Census.*—The 1948 Census of Business covered all establishments in the following trades, as defined by the Standard Industrial Classification Manual, May 1949 issue, of the Executive Office of the President: all retail trades; all wholesale trades; all service trades in the following four groups—personal services, business services, automobile repairs and services, and miscellaneous repair services; hotels; tourist courts and camps; and amusements, including motion picture theaters. Some important services not covered are radio broadcasting and television, medical and health, legal, educational, nonprofit, accounting, and domestic services.

This coverage is similar to that of the 1939 Business Census. However, "custom trades" and "services incidental to transportation," which are no longer included in the standard classification of the service trades, are not covered by the 1948 Census. In a number of localities, these exclusions as well as

other changes in the standard classification may have a considerable effect in comparing 1948 with 1939 data, particularly with respect to establishment count.

*Establishment definition.*—For Census purposes, a business establishment is defined to include only enterprises conducted from a recognizable place of business, provided that the annual sales were in excess of \$5,000 for a wholesale trade establishment and \$500 for establishments in other trades. A detailed analysis of coverage will be provided in future Census of Business publications.

"Number of establishments" is the number of separate business locations, rather than the number of business companies or organizations, since the Census figures represent information reported separately for each business location or establishment. The establishment count reflects the number of places in business at the end of 1948 excluding administrative and executive offices of multiunit organizations, and "chain store" warehouses.

*Sales and receipts.*—"1948 sales and receipts" represents sales of merchandise and receipts from repairs and other services to customers. The figures reflect deductions for returned goods and allowances, but not for trade-in allowances; they exclude sales and excise taxes collected from customers and paid directly to any taxing agency.

*Proprietors.*—"Active proprietors..." represents owners and partners of unincorporated businesses who devoted the major portion of their time to the business in November 1948.

*Employment.*—"Number of paid employees..." represents all employees on the pay roll for the pay period ending nearest November 15, 1948. "Full workweek" employees, whether regular or seasonal, are those who in the November 15 pay period were paid for working at least the number of hours typically worked in a week by employees of the reporting establishment.

# 1948 CENSUS OF BUSINESS

RETAIL, WHOLESALE, SERVICE TRADES

U. S. DEPARTMENT OF COMMERCE  
BUREAU OF THE CENSUS

## PRELIMINARY

For Release May 8, 1950

Release Series BC-1P-42-242

### WHEELER COUNTY, TEX.

Retail, wholesale, and service establishment located in Wheeler County, Texas, showed a substantial expansion in dollar volume of trade from 1939 to 1948 according to preliminary figures from the 1948 Census of Business released today by the Bureau of the Census, U. S. Department of Commerce.

Retail sales in the county during 1948 aggregated \$9.9 million, an increase of 200 percent over the \$3.3 million in 1939, when the preceding Census of Business was taken. Wholesale sales in the county reached a total of \$4.6 million in 1948 as compared with \$0.7 million in 1939. The service trades included in the Census of Business recorded receipts totaling \$510,000 in 1948 compared with \$179,000 in 1939.

Employment in the county also rose over the 9-year period between 1939 and 1948 for the above trades. Establishments in these trades reported a combined total of 591 paid employees for the workweek ended nearest November 15, 1948. This compared with a total of 446 employees reported for the week of November 15, 1939.

These preliminary figures have been derived from a Census report on Wheeler County, Texas, which also includes data for the city of Shamrock. Final figures, superseding the preliminary data for Wheeler County, will be included in a Bulletin for the State of Texas to be issued in several months. Similar data will be made available this year in preliminary and final form for each of the counties and States. A single copy of the preliminary release for Wheeler County as well as an order blank for other area releases may be obtained by writing to the Bureau of the Census, Washington 25, D. C.

Table 1.—CENSUS OF BUSINESS PRELIMINARY RESULTS FOR 1948, BY TRADE GROUP  
WHEELER COUNTY, TEX.

Trade group and kind of business	Number of establishments	1948 sales and receipts (Thousand dollars)	Active proprietors of unincorporated businesses Nov. 1948	Paid employees, workweek ended nearest Nov. 15, 1948	
				Total employees <sup>1</sup>	Full workweek employees
RETAIL TRADE, total.....	173	9,850	168	420	339
Food group.....	40	2,197	38	64	53
Eating and drinking places.....	16	443	18	70	65
General merchandise grp, general stores.	5	444	4	37	22
Apparel group.....	8	687	7	29	26
Furniture-home furnishings-appliance grp.	8	290	7	18	6
Automotive group.....	20	1,829	20	58	43
Gasoline service stations.....	33	874	33	34	28
Lumber-building-hardware group.....	22	2,044	21	67	61
Drug and proprietary stores.....	9	395	9	27	23
All other retail stores.....	12	647	11	16	12
WHOLESALE TRADE.....	22	4,606	13	85	x
SELECTED SERVICE TRADES, <sup>2</sup> total.....	55	510	57	86	70
Personal services.....	37	294	38	71	57
All other service trades.....	18	216	19	15	13
TOURIST COURTS AND CAMPS.....	10	92	12	7	6

x Not available.

<sup>1</sup>/ Includes employees paid for less than the full workweek.

<sup>2</sup>/ See General Description on last page for changes from the 1939 Census of Business in the coverage of Service Trades.

Table 2.—CENSUS OF BUSINESS PRELIMINARY RESULTS FOR 1948 FOR CITIES OF 2,500 INHABITANTS OR MORE

## WHEELER COUNTY, TEX.

(Data omitted for trade groups where necessary to avoid disclosure)

City and trade group <sup>1</sup>	Number of establishments	1948 sales and receipts (Thousand dollars)	Active proprietors of unincorporated businesses Nov. 1948	Paid employees, workweek ended nearest Nov. 15, 1948	
				Total employees <sup>2</sup>	Full workweek employees
<b>Shamrock:</b>					
Retail trade.....	100	6,540	99	292	241
Selected service trades....	28	316	33	71	57
<b>Remainder of county:</b>					
Retail trade.....	73	3,310	69	128	98
Selected service trades....	27	194	24	15	13

1/ See General Description on this page for changes from the 1939 Census of Business in the coverage of Service Trades.

2/ Includes employees paid for less than the full workweek.

## GENERAL DESCRIPTION OF PRELIMINARY RELEASES FOR THE 1948 CENSUS OF BUSINESS

This series of releases, of which one is planned for each county in the United States, presents preliminary results of the 1948 Census of Business. The information is based on reports submitted by business establishments for that Census. The figures shown are preliminary, and are subject to revision in the final Census publications, but the changes are expected to be relatively minor with respect to coverage. The final Census figures will be issued in a series of Business Census bulletins which will show additional detailed kind-of-business information for all places where there are a sufficient number of establishments.

The 1948 Census of Business was taken under the provision of the Act of June 19, 1948, which provides that the Business Census be taken for 1948 and for each fifth year thereafter. Previous Business Censuses were taken for the years 1929, 1933, 1935, and 1939.

**Scope of the Census.**—The 1948 Census of Business covered all establishments in the following trades, as defined by the Standard Industrial Classification Manual, May 1949 issue, of the Executive Office of the President: all retail trades; all wholesale trades; all service trades in the following four groups—personal services, business services, automobile repairs and services, and miscellaneous repair services; hotels; tourist courts and camps; and amusements, including motion picture theaters. Some important services not covered are radio broadcasting and television, medical and health, legal, educational, nonprofit, accounting, and domestic services.

This coverage is similar to that of the 1939 Business Census. However, "custom trades" and "services incidental to transportation," which are no longer included in the standard classification of the service trades, are not covered by the 1948 Census. In a number of localities, these exclusions as well as

other changes in the standard classification may have a considerable effect in comparing 1948 with 1939 data, particularly with respect to establishment count.

**Establishment definition.**—For Census purposes, a business establishment is defined to include only enterprises conducted from a recognizable place of business, provided that the annual sales were in excess of \$5,000 for a wholesale trade establishment and \$500 for establishments in other trades. A detailed analysis of coverage will be provided in future Censuses of Business publications.

"Number of establishments" is the number of separate business locations, rather than the number of business companies or organizations, since the Census figures represent information reported separately for each business location or establishment. The establishment count reflects the number of places in business at the end of 1948 excluding administrative and executive offices of multiunit organizations, and "chain store" warehouses.

**Sales and receipts.**—"1948 sales and receipts" represents sales of merchandise and receipts from repairs and other services to customers. The figures reflect deductions for returned goods and allowances, but not for trade-in allowances; they exclude sales and excise taxes collected from customers and paid directly to any taxing agency.

**Proprietors.**—"Active proprietors..." represents owners and partners of unincorporated businesses who devoted the major portion of their time to the business in November 1948.

**Employment.**—"Number of paid employees..." represents all employees on the pay roll for the pay period ending nearest November 15, 1948. "Full workweek" employees, whether regular or seasonal, are those who in the November 15 pay period were paid for working at least the number of hours typically worked in a week by employees of the reporting establishment.



# 1948 CENSUS OF BUSINESS

RETAIL, WHOLESALE, SERVICE TRADES

U. S. DEPARTMENT OF COMMERCE  
BUREAU OF THE CENSUS

## PRELIMINARY

For Release May 29, 1950

Release Series BC-1P-42-243

### WICHITA COUNTY, TEX.

Retail, wholesales, and service establishments located in Wichita County, Texas, showed a substantial expansion in dollar volume of trade from 1939 to 1948 according to preliminary figures from the 1948 Census of Business released today by the Bureau of the Census, U. S. Department of Commerce.

Retail sales in the county during 1948 aggregated \$90.2 million, an increase of 204 percent over the \$29.7 million in 1939, when the preceding Census of Business was taken. Wholesale sales in the county reached a total of \$80.7 million in 1948 as compared with \$21.4 million in 1939. The service trades included in the Census of Business recorded receipts totaling \$6.1 million in 1948 compared with \$1.9 million in 1939.

Employment in the county also rose over the 9-year period between 1939 and 1948 for the above trades. Establishments in these trades reported a combined total of 7,467 paid employees for the workweek ended nearest November 15, 1948. This compared with a total of 5,271 employees reported for the week of November 15, 1939.

These preliminary figures have been derived from a Census report on Wichita County, Texas, which also includes data for the cities of Burkburnett, Electra, and Wichita Falls. Final figures, superseding the preliminary data for Wichita County, will be included in a Bulletin for the State of Texas to be issued in several months. Similar data will be made available this year in preliminary and final form for each of the counties and States. A single copy of the preliminary release for Wichita County as well as an order blank for other area releases may be obtained by writing to the Bureau of the Census, Washington 25, D. C.

91912

Table 1.—CENSUS OF BUSINESS PRELIMINARY RESULTS FOR 1948, BY TRADE GROUP  
WICHITA COUNTY, TEX.

Trade group and kind of business	Number of establishments	1948 sales and receipts (Thousand dollars)	Active proprietors of unincorporated businesses Nov. 1948	Paid employees, workweek ended nearest Nov. 15, 1948	
				Total employees <sup>1</sup>	Full workweek employees
RETAIL TRADE, total.....	1,057	90,209	1,094	4,620	3,879
Food group.....	253	17,004	286	509	346
Eating and drinking places.....	177	5,360	189	859	743
General merchandise grp, general stores	27	10,182	24	873	614
Apparel group.....	42	6,427	28	365	311
Furniture-home furnishgs-appliance grp	49	5,005	45	258	247
Automotive group.....	77	20,472	87	674	659
Gasoline service stations.....	166	5,148	170	270	234
Lumber-building-hardware group.....	57	6,979	53	234	223
Drug and proprietary stores.....	37	3,391	39	298	251
All other retail stores.....	172	10,241	173	280	251
WHOLESALE TRADE, total.....	190	80,715	130	1,651	x
Merchant wholesalers, total.....	140	62,323	105	1,391	x
Groceries, foods.....	22	13,692	16	472	x
Hardware, elec l, plum'g and heat'g.	13	5,857	11	184	x
Mach'y, equip't, industrial supplies	39	21,178	28	243	x
Automotive parts, accessories.....	16	3,508	10	167	x
All other merchant wholesalers.....	50	18,088	40	325	x
Manufact'rs' sales branches, offices..	23	9,882	4	174	x
Petroleum bulk plants, terminals.....	18	4,195	18	46	x
Other types of wholesale.....	9	4,315	3	40	x
SELECTED SERVICE TRADES, <sup>2/</sup> total.....	397	6,058	435	1,196	1,097
Personal services.....	220	3,142	233	871	806
Business services.....	15	191	12	33	27
Automotive repairs and services.....	81	1,108	95	127	113
Other repair services.....	81	1,617	95	165	151
HOTELS.....					Data withheld to avoid disclosure
TOURIST COURTS AND CAMPS.....	14	269	17	29	26
AMUSEMENTS.....	46	1,509	34	185	x

x Not available.

<sup>1/</sup> Includes employees paid for less than the full workweek.

<sup>2/</sup> See General Description on last page for changes from the 1939 Census of Business in the coverage of Service Trades.

Table 2.—CENSUS OF BUSINESS PRELIMINARY RESULTS FOR 1948 FOR CITIES OF 2,500 INHABITANTS OR MORE

## WICHITA COUNTY, TEX.

(Data omitted for trade groups where necessary to avoid disclosure)

City and trade group <sup>1</sup>	Number of establishments	1948 sales and receipts (Thousand dollars)	Active proprietors of unincorporated businesses Nov. 1948	Paid employees, workweek ended nearest Nov. 15, 1948	
				Total employees <sup>2</sup>	Full workweek employees
<b>Burkburnett:</b>					
Retail trade.....	62	3,960	63	205	164
Selected service trades...	24	164	26	26	26
<b>Electra:</b>					
Retail trade.....	121	7,650	109	316	273
Wholesale trade.....	13	3,894	9	26	x
Selected service trades...	45	516	51	88	84
<b>Wichita Falls:</b>					
Retail trade.....	725	73,304	769	3,924	3,293
Wholesale trade.....	157	71,644	110	1,547	x
Selected service trades...	293	5,137	321	1,050	965
Hotels.....	16	1,295	9	320	276
<b>Remainder of county: 3/</b>					
Retail trade.....	149	5,295	153	175	149
Wholesale trade.....	20	5,177	11	78	x
Selected service trades...	35	241	37	32	22

x Not available.

1/ See General Description on this page for changes from the 1939 Census of Business in the coverage of Service Trades.

2/ Includes employees paid for less than the full workweek.

3/ Includes figures for establishments, other than wholesale, not located in cities of 2,500 inhabitants or more, and wholesale establishments not located in cities of 5,000 inhabitants or more.

## GENERAL DESCRIPTION OF PRELIMINARY RELEASES FOR THE 1948 CENSUS OF BUSINESS

This series of releases, of which one is planned for each county in the United States, presents preliminary results of the 1948 Census of Business. The information is based on reports submitted by business establishments for that Census. The figures shown are preliminary, and are subject to revision in the final Census publications, but the changes are expected to be relatively minor with respect to coverage. The final Census figures will be issued in a series of Business Census bulletins which will show additional detailed kind-of-business information for all places where there are a sufficient number of establishments.

The 1948 Census of Business was taken under the provision of the Act of June 19, 1948, which provides that the Business Census be taken for 1948 and for each fifth year thereafter. Previous Business Censuses were taken for the years 1929, 1933, 1935, and 1939.

**Scope of the Census.**—The 1948 Census of Business covered all establishments in the following trades, as defined by the Standard Industrial Classification Manual, May 1949 issue, of the Executive Office of the President: all retail trades; all wholesale trades; all service trades in the following four groups—personal services, business services, automobile repairs and services, and miscellaneous repair services; hotels; tourist courts and camps; and amusements, including motion picture theaters. Some important services not covered are radio broadcasting and television, medical and health, legal, educational, nonprofit, accounting, and domestic services.

This coverage is similar to that of the 1939 Business Census. However, "custom trades" and "services incidental to transportation," which are no longer included in the standard classification of the service trades, are not covered by the 1948 Census. In a number of localities, these exclusions as well as other changes in the standard classification may have

a considerable effect in comparing 1948 with 1939 data, particularly with respect to establishment count.


**Establishment definition.**—For Census purposes, a business establishment is defined to include only enterprises conducted from a recognizable place of business, provided that the annual sales were in excess of \$5,000 for a wholesale trade establishment and \$500 for establishments in other trades. A detailed analysis of coverage will be provided in future Census of Business publications.

"Number of establishments" is the number of separate business locations, rather than the number of business companies or organizations, since the Census figures represent information reported separately for each business location or establishment. The establishment count reflects the number of places in business at the end of 1948 excluding administrative and executive offices of multiunit organizations, and "chain store" warehouses.

**Sales and receipts.**—"1948 sales and receipts" represents sales of merchandise and receipts from repairs and other services to customers. The figures reflect deductions for returned goods and allowances, but not for trade-in allowances; they exclude sales and excise taxes collected from customers and paid directly to any taxing agency.

**Proprietors.**—"Active proprietors..." represents owners and partners of unincorporated businesses who devoted the major portion of their time to the business in November 1948.

**Employment.**—"Number of paid employees..." represents all employees on the pay roll for the pay period ending nearest November 15, 1948. "Full workweek" employees, whether regular or seasonal, are those who in the November 15 pay period were paid for working at least the number of hours typically worked in a week by employees of the reporting establishment.



# 1948 CENSUS OF BUSINESS

RETAIL, WHOLESALE, SERVICE TRADES

U. S. DEPARTMENT OF COMMERCE  
BUREAU OF THE CENSUS

## PRELIMINARY

For Release May 4, 1950

Release Series BC-1P-42-244

### WILBARGER COUNTY, TEX.

Retail, wholesale, and service establishments located in Wilbarger County, Texas, showed a substantial expansion in dollar volume of trade from 1939 to 1948 according to preliminary figures from the 1948 Census of Business released today by the Bureau of the Census, U. S. Department of Commerce.

Retail sales in the county during 1948 aggregated \$19.4 million, an increase of 208 percent over the \$6.3 million in 1939, when the preceding Census of Business was taken. Wholesale sales in the county reached a total of \$7.6 million in 1948 as compared with \$2.6 million in 1939. The service trades included in the Census of Business recorded receipts totaling \$1.0 million in 1948 compared with \$0.3 million in 1939.

Employment in the county also rose over the 9-year period between 1939 and 1948 for the above trades. Establishments in these trades reported a combined total of 1,294 paid employees for the workweek ended nearest November 15, 1948. This compared with a total of 1,031 employees reported for the week of November 15, 1939.

These preliminary figures have been derived from a Census report on Wilbarger County, Texas, which also includes data for the city of Vernon. Final figures, superseding the preliminary data for Wilbarger County, will be included in a Bulletin for the State of Texas to be issued in several months. Similar data will be made available this year in preliminary and final form for each of the counties and States. A single copy of the preliminary release for Wilbarger County as well as an order blank for other area releases may be obtained by writing to the Bureau of the Census, Washington 25, D. C.

Table 1.—CENSUS OF BUSINESS PRELIMINARY RESULTS FOR 1948, BY TRADE GROUP

### WILBARGER COUNTY, TEX.

Trade group and kind of business	Number of establishments	1948 sales and receipts (Thousand dollars)	Active proprietors of unincorporated businesses Nov. 1948	Paid employees, workweek ended nearest Nov. 15, 1948	
				Total employees <sup>1</sup>	Full workweek employees
<b>RETAIL TRADE, total</b> .....	285	19,361	296	984	788
Food group.....	71	4,166	77	139	93
Eating and drinking places.....	40	736	37	133	110
General merchandise group, general stores....	9	2,330	9	208	127
Apparel group.....	13	1,216	18	58	52
Furniture-home furnishings-appliance group..	12	692	11	33	29
Automotive group.....	31	4,062	31	133	129
Gasoline service stations.....	46	1,152	47	52	42
Lumber-building-hardware group.....	27	3,461	25	113	108
Drug and proprietary stores.....	12	634	14	73	66
All other retail stores.....	24	912	27	42	32
<b>WHOLESALE TRADE, total</b> .....	25	7,594	37	127	x
Merchant wholesalers.....	13	6,275	24	107	x
Other types of wholesale.....	12	1,319	13	20	x
<b>SELECTED SERVICE TRADES,<sup>2</sup>/total</b> .....	100	1,030	113	183	144
Personal services.....	61	600	73	134	101
All other service trades.....	39	430	40	49	43
<b>TOURIST COURTS AND CAMPS</b> .....	9	66	7	11	8

x Not available.

<sup>1</sup>/ Includes employees paid for less than the full workweek.

<sup>2</sup>/ See General Description on last page for changes from the 1939 Census of Business in the coverage of Service Trades.

Table 2.—CENSUS OF BUSINESS PRELIMINARY RESULTS FOR 1948 FOR CITIES OF 2,500 INHABITANTS OR MORE

WILBARGER COUNTY, TEX.

(Data omitted for trade groups where necessary to avoid disclosure)

City and trade group <sup>1</sup>	Number of establishments	1948 sales and receipts (Thousand dollars)	Active proprietors of unincorporated businesses - Nov. 1948	Paid employees, workweek ended nearest Nov. 15, 1948	
				Total employees <sup>2</sup>	Full workweek employees
<b>Vernon:</b>					
Retail trade.....	229	17,529	236	928	742
Selected service trades.....	87	961	100	170	135
<b>Remainder of county:</b>					
Retail trade.....	56	1,832	60	56	46
Selected service trades.....	13	69	13	13	9

1/ See General Description on this page for changes from the 1939 Census of Business in the coverage of Service Trades.

2/ Includes employees paid for less than the full workweek.

GENERAL DESCRIPTION OF PRELIMINARY RELEASES FOR THE 1948 CENSUS OF BUSINESS

This series of releases, of which one is planned for each county in the United States, presents preliminary results of the 1948 Census of Business. The information is based on reports submitted by business establishments for that Census. The figures shown are preliminary, and are subject to revision in the final Census publications, but the changes are expected to be relatively minor with respect to coverage. The final Census figures will be issued in a series of Business Census bulletins which will show additional detailed kind-of-business information for all places where there are a sufficient number of establishments.

The 1948 Census of Business was taken under the provision of the Act of June 19, 1948, which provides that the Business Census be taken for 1948 and for each fifth year thereafter. Previous Business Censuses were taken for the years 1929, 1933, 1935, and 1939.

**Scope of the Census.**—The 1948 Census of Business covered all establishments in the following trades, as defined by the Standard Industrial Classification Manual, May 1949 issue, of the Executive Office of the President: all retail trades; all wholesale trades; all service trades in the following four groups—personal services, business services, automobile repairs and services, and miscellaneous repair services; hotels; tourist courts and camps; and amusements, including motion picture theaters. Some important services not covered are radio broadcasting and television, medical and health, legal, educational, nonprofit, accounting, and domestic services.

This coverage is similar to that of the 1939 Business Census. However, "custom trades" and "services incidental to transportation," which are no longer included in the standard classification of the service trades, are not covered by the 1948 Census. In a number of localities, these exclusions as well as

other changes in the standard classification may have a considerable effect in comparing 1948 with 1939 data, particularly with respect to establishment count.

**Establishment definition.**—For Census purposes, a business establishment is defined to include only enterprises conducted from a recognizable place of business, provided that the annual sales were in excess of \$5,000 for a wholesale trade establishment and \$500 for establishments in other trades. A detailed analysis of coverage will be provided in future Census of Business publications.

"Number of establishments" is the number of separate business locations, rather than the number of business companies or organizations, since the Census figures represent information reported separately for each business location or establishment. The establishment count reflects the number of places in business at the end of 1948 excluding administrative and executive offices of multinational organizations, and "chain store" warehouses.

**Sales and receipts.**—"1948 sales and receipts" represents sales of merchandise and receipts from repairs and other services to customers. The figures reflect deductions for returned goods and allowances, but not for trade-in allowances; they exclude sales and excise taxes collected from customers and paid directly to any taxing agency.

**Proprietors.**—"Active proprietors..." represents owners and partners of unincorporated businesses who devoted the major portion of their time to the business in November 1948.

**Employment.**—"Number of paid employees..." represents all employees on the pay roll for the pay period ending nearest November 15, 1948. "Full workweek" employees, whether regular or seasonal, are those who in the November 15 pay period were paid for working at least the number of hours typically worked in a week by employees of the reporting establishment.

# 1948 CENSUS OF BUSINESS

RETAIL, WHOLESALE, SERVICE TRADES

U. S. DEPARTMENT OF COMMERCE  
BUREAU OF THE CENSUS

## PRELIMINARY

For Release May 8, 1950

Release Series BC-1P-42-245

### WILLACY COUNTY, TEX.

Retail, wholesale, and service establishments located in Willacy County, Texas, showed a substantial expansion in dollar volume of trade from 1939 to 1948 according to preliminary figures from the 1948 Census of Business released today by the Bureau of the Census, U. S. Department of Commerce.

Retail sales in the county during 1948 aggregated \$13.4 million, an increase of 483 percent over the \$2.3 million in 1939, when the preceding Census of Business was taken. Wholesale sales in the county reached a total of \$11.4 million in 1948 as compared with \$0.5 million in 1939. The service trades included in the Census of Business recorded receipts totaling \$418,000 in 1948 compared with \$95,000 in 1939.

Employment in the county also rose over the 9-year period between 1939 and 1948 for the above trades. Establishments in these trades reported a combined total of 821 paid employees for the workweek ended nearest November 15, 1948. This compared with a total of 325 employees reported for the week of November 15, 1939.

These preliminary figures have been derived from a Census report on Willacy County, Texas, which also includes data for the city of Raymondville. Final figures, superseding the preliminary data for Willacy County, will be included in a Bulletin for the State of Texas to be issued in several months. Similar data will be made available this year in preliminary and final form for each of the counties and States. A single copy of the preliminary release for Willacy County as well as an order blank for other area releases may be obtained by writing to the Bureau of the Census, Washington 25, D. C.

Table 1.—CENSUS OF BUSINESS PRELIMINARY RESULTS FOR 1948, BY TRADE GROUP

### WILLACY COUNTY, TEX.

Trade group and kind of business	Number of establishments	1948 sales and receipts (Thousand dollars)	Active proprietors of unincorporated businesses Nov. 1948	Paid employees, workweek ended nearest Nov. 15, 1948	
				Total employees <sup>1</sup>	Full workweek employees
RETAIL TRADE, total.....	243	13,365	230	630	542
Food group.....	86	4,078	87	126	95
Eating and drinking places.....	50	623	44	90	85
General merchandise grp, general stores.....	13	1,028	10	79	48
Apparel group.....	6	576	7	44	41
Furniture-home furnishings-appliance grp.....	9	387	5	19	18
Automotive group.....	10	1,456	9	83	32
Gasoline service stations.....	26	509	28	31	26
Lumber-building-hardware group.....	21	3,082	20	110	104
Drug and proprietary stores.....	7	325	6	23	22
All other retail stores.....	15	1,301	14	25	21
WHOLESALE TRADE, total.....	27	11,406	13	148	x
Merchant wholesalers.....	9	2,170	4	47	x
Other types of wholesale.....	18	9,236	9	101	x
SELECTED SERVICE TRADES, <sup>2</sup> total.....	51	418	56	43	40
Personal services.....	29	191	33	23	21
All other service trades.....	22	227	23	20	19

x Not available.

<sup>1</sup>/ Includes employees paid for less than the full workweek.

<sup>2</sup>/ See General Description on last page for changes from the 1939 Census of Business in the coverage of Service Trades.

Table 2.—CENSUS OF BUSINESS PRELIMINARY RESULTS FOR 1948 FOR CITIES OF 2,500 INHABITANTS OR MORE

## WILLACY COUNTY, TEX.

(Data omitted for trade groups where necessary to avoid disclosure)

City and trade group <sup>1</sup>	Number of establishments	1948 sales and receipts (Thousand dollars)	Active proprietors of unincorporated businesses Nov. 1948	Paid employees, workweek ended nearest Nov. 15, 1948	
				Total employees <sup>2</sup>	Full workweek employees
Raymondville:					
Retail trade.....	160	11,143	147	548	479
Selected service trades...	42	392	46	39	36
Remainder of county:					
Retail trade.....	83	2,222	83	82	63
Selected service trades...	9	26	10	4	4

- 1/ See General Description on this page for changes from the 1939 Census of Business in the coverage of Service Trades.
- 2/ Includes employees paid for less than the full workweek.

## GENERAL DESCRIPTION OF PRELIMINARY RELEASES FOR THE 1948 CENSUS OF BUSINESS

This series of releases, of which one is planned for each county in the United States, presents preliminary results of the 1948 Census of Business. The information is based on reports submitted by business establishments for that Census. The figures shown are preliminary, and are subject to revision in the final Census publications, but the changes are expected to be relatively minor with respect to coverage. The final Census figures will be issued in a series of Business Census bulletins which will show additional detailed kind-of-business information for all places where there are a sufficient number of establishments.

The 1948 Census of Business was taken under the provision of the Act of June 19, 1948, which provides that the Business Census be taken for 1948 and for each fifth year thereafter. Previous Business Censuses were taken for the years 1929, 1933, 1935, and 1939.

**Scope of the Census.**—The 1948 Census of Business covered all establishments in the following trades, as defined by the Standard Industrial Classification Manual, May 1949 issue, of the Executive Office of the President: all retail trades; all wholesale trades; all service trades in the following four groups—personal services, business services, automobile repairs and services, and miscellaneous repair services; hotels; tourist courts and camps; and amusements, including motion picture theaters. Some important services not covered are radio broadcasting and television, medical and health, legal, educational, nonprofit, accounting, and domestic services.

This coverage is similar to that of the 1939 Business Census. However, "custom trades" and "services incidental to transportation," which are no longer included in the standard classification of the service trades, are not covered by the 1948 Censuses. In a number of localities, these exclusions as well as

other changes in the standard classification may have a considerable effect in comparing 1948 with 1939 data, particularly with respect to establishment count.

**Establishment definition.**—For Census purposes, a business establishment is defined to include only enterprises conducted from a recognizable place of business, provided that the annual sales were in excess of \$5,000 for a wholesale trade establishment and \$500 for establishments in other trades. A detailed analysis of coverage will be provided in future Census of Business publications.

"Number of establishments" is the number of separate business locations, rather than the number of business companies or organizations, since the Census figures represent information reported separately for each business location or establishment. The establishment count reflects the number of places in business at the end of 1948 excluding administrative and executive offices of multiunit organizations, and "chain store" warehouses.

**Sales and receipts.**—"1948 sales and receipts" represents sales of merchandise and receipts from repairs and other services to customers. The figures reflect deductions for returned goods and allowances, but not for trade-in allowances; they exclude sales and excise taxes collected from customers and paid directly to any taxing agency.

**Proprietors.**—"Active proprietors..." represents owners and partners of unincorporated businesses who devoted the major portion of their time to the business in November 1948.

**Employment.**—"Number of paid employees..." represents all employees on the pay roll for the pay period ending nearest November 15, 1948. "Full workweek" employees, whether regular or seasonal, are those who in the November 15 pay period were paid for working at least the number of hours typically worked in a week by employees of the reporting establishment.



# 1948 CENSUS OF BUSINESS

RETAIL, WHOLESALE, SERVICE TRADES

U. S. DEPARTMENT OF COMMERCE  
BUREAU OF THE CENSUS

## PRELIMINARY

For Release May 15, 1950

Release Series BC-1P-42-246

### WILLIAMSON COUNTY, TEX.

Retail, wholesale, and service establishments located in Williamson County, Texas, showed a substantial expansion in dollar volume of trade from 1939 to 1948 according to preliminary figures from the 1948 Census of Business released today by the Bureau of the Census, U. S. Department of Commerce.

Retail sales in the county during 1948 aggregated \$27.8 million, an increase of 223 percent over the \$8.6 million in 1939, when the preceding Census of Business was taken. Wholesale sales in the county reached a total of \$16.1 million in 1948 as compared with \$5.8 million in 1939. The service trades included in the Census of Business recorded receipts totaling \$1.2 million in 1948 compared with \$0.4 million in 1939.

Employment in the county also rose over the 9-year period between 1939 and 1948 for the above trades. Establishments in these trades reported a combined total of 1,868 paid employees for the workweek ended nearest November 15, 1948. This compared with a total of 1,502 employees reported for the week of November 15, 1939.

These preliminary figures have been derived from a Census report on Williamson County, Texas, which also includes data for the cities of Georgetown and Taylor. Final figures, superseding the preliminary data for Williamson County, will be included in a Bulletin for the State of Texas to be issued in several months. Similar data will be made available this year in preliminary and final form for each of the counties and States. A single copy of the preliminary release for Williamson County as well as an order blank for other area releases may be obtained by writing to the Bureau of the Census, Washington 25, D. C.

Table 1.—CENSUS OF BUSINESS PRELIMINARY RESULTS FOR 1948, BY TRADE GROUP  
WILLIAMSON COUNTY, TEX.

Trade group and kind of business	Number of establishments	1948 sales and receipts (Thousand dollars)	Active proprietors of unincorporated businesses Nov. 1948	Paid employees, workweek ended nearest Nov. 15, 1948	
				Total employees <sup>1</sup>	Full workweek employees
RETAIL TRADE, total.....	596	27,758	616	1,498	1,242
Food group.....	142	6,535	149	222	158
Eating and drinking places.....	137	1,822	146	271	240
General merchandise grp, general stores.	41	2,665	38	194	135
Apparel group.....	20	1,347	23	72	54
Furniture-home furnishgs-appliance grp.	18	1,191	19	72	55
Automotive group.....	40	5,086	46	191	187
Gasoline service stations.....	73	2,379	74	109	92
Lumber-building-hardware group.....	45	4,171	45	220	205
Drug and proprietary stores.....	19	804	20	71	55
All other retail stores.....	61	1,758	56	76	61
WHOLESALE TRADE, total.....	48	16,076	41	176	x
Merchant wholesalers.....	19	3,913	16	91	x
Other types of wholesale.....	29	12,163	25	85	x
SELECTED SERVICE TRADES, <sup>2</sup> /total.....	147	1,212	156	194	176
Personal services.....	77	628	77	140	127
All other service trades.....	70	584	79	54	49
TOURIST COURTS AND CAMPS.....	5	12	5	2	1
AMUSEMENTS.....	11	367	6	59	x

x Not available.

1/ Includes employees paid for less than the full workweek.

2/ See General Description on last page for changes from the 1939 Census of Business in the coverage of Service Trades.

Table 2.—CENSUS OF BUSINESS PRELIMINARY RESULTS FOR 1948 FOR CITIES OF 2,500 INHABITANTS OR MORE

## WILLIAMSON COUNTY, TEX.

(Data omitted for trade groups where necessary to avoid disclosure)

City and trade group <sup>1</sup>	Number of establishments	1948 sales and receipts (Thousand dollars)	Active proprietors of unincorporated businesses Nov. 1948	Paid employees, workweek ending nearest Nov. 15, 1948	
				Total employees <sup>2</sup>	Full workweek employees
<b>Georgetown:</b>					
Retail trade.....	90	6,053	101	297	246
Selected service trades....	32	354	29	50	46
<b>Taylor:</b>					
Retail trade.....	193	12,855	198	816	700
Wholesale trade.....	24	10,370	21	108	x
Selected service trades....	63	556	69	115	109
<b>Remainder of county:</b> <sup>3/</sup>					
Retail trade.....	313	8,850	317	385	296
Wholesale trade.....	24	5,706	20	68	x
Selected service trades....	52	302	58	29	21

x Not available.

<sup>1/</sup> See General Description on this page for changes from the 1939 Census of Business in the coverage of Service Trades.

<sup>2/</sup> Includes employees paid for less than the full workweek.

<sup>3/</sup> Includes figures for establishments, other than wholesale, not located in cities of 2,500 inhabitants or more, and wholesale establishments not located in cities of 5,000 inhabitants or more.

## GENERAL DESCRIPTION OF PRELIMINARY RELEASES FOR THE 1948 CENSUS OF BUSINESS

This series of releases, of which one is planned for each county in the United States, presents preliminary results of the 1948 Census of Business. The information is based on reports submitted by business establishments for that Census. The figures shown are preliminary, and are subject to revision in the final Census publications, but the changes are expected to be relatively minor with respect to coverage. The final Census figures will be issued in a series of Business Census bulletins which will show additional detailed kind-of-business information for all places where there are a sufficient number of establishments.

The 1948 Census of Business was taken under the provision of the Act of June 19, 1948, which provides that the Business Census be taken for 1948 and for each fifth year thereafter. Previous Business Censuses were taken for the years 1929, 1933, 1936, and 1939.

**Scope of the Census.**—The 1948 Census of Business covered all establishments in the following trades, as defined by the Standard Industrial Classification Manual, May 1949 issue, of the Executive Office of the President: all retail trades; all wholesale trades; all service trades in the following four groups—personal services, business services, automobile repairs and services, and miscellaneous repair services; hotels; tourist courts and camps; and amusements, including motion picture theaters. Some important services not covered are radio broadcasting and television, medical and health, legal, educational, nonprofit, accounting, and domestic services.

This coverage is similar to that of the 1939 Business Census. However, "custom trades" and "services incidental to transportation," which are no longer included in the standard classification of the service trades, are not covered by the 1948 Census. In a number of localities, these exclusions as well as

other changes in the standard classification may have a considerable effect in comparing 1948 with 1939 data, particularly with respect to establishment count.

**Establishment definition.**—For Census purposes, a business establishment is defined to include only enterprises conducted from a recognizable place of business, provided that the annual sales were in excess of \$5,000 for a wholesale trade establishment and \$500 for establishments in other trades. A detailed analysis of coverage will be provided in future Census of Business publications.

"Number of establishments" is the number of separate business locations, rather than the number of business companies or organizations, since the Census figures represent information reported separately for each business location or establishment. The establishment count reflects the number of places in business at the end of 1948 excluding administrative and executive offices of multinit organizations, and "chain store" warehouses.

**Sales and receipts.**—"1948 sales and receipts" represents sales of merchandise and receipts from repairs and other services to customers. The figures reflect deductions for returned goods and allowances, but not for trade-in allowances; they exclude sales and excise taxes collected from customers and paid directly to any taxing agency.

**Proprietors.**—"Active proprietors..." represents owners and partners of unincorporated businesses who devoted the major portion of their time to the business in November 1948.

**Employment.**—"Number of paid employees..." represents all employees on the pay roll for the pay period ending nearest November 15, 1948. "Full workweek" employees, whether regular or seasonal, are those who in the November 15 pay period were paid for working at least the number of hours typically worked in a week by employees of the reporting establishment.

# 1948 CENSUS OF BUSINESS

RETAIL, WHOLESALE, SERVICE TRADES

U. S. DEPARTMENT OF COMMERCE  
BUREAU OF THE CENSUS

## PRELIMINARY

For Release May 1, 1950

Release Series BC-1P-42-247

### WILSON COUNTY, TEX.

Retail, wholesale, and service establishments located in Wilson County, Texas, showed a substantial expansion in dollar volume of trade from 1939 to 1948 according to preliminary figures from the 1948 Census of Business released today by the Bureau of the Census, U. S. Department of Commerce.

Retail sales in the county during 1948 aggregated \$7.0 million, an increase of 233 percent over the \$2.1 million in 1939, when the preceding Census of Business was taken. Wholesale sales in the county reached a total of \$1.8 million in 1948 as compared with \$0.5 million in 1939. The service trades included in the Census of Business recorded receipts totaling \$188,000 in 1948 compared with \$43,000 in 1939.

Employment in the county also rose over the 9-year period between 1939 and 1948 for the above trades. Establishments in these trades reported a combined total of 385 paid employees for the workweek ended nearest November 15, 1948. This compared with a total of 290 employees reported for the week of November 15, 1939.

These preliminary figures have been derived from a Census report on Wilson County, Texas. Final figures, superseding the preliminary data for Wilson County, will be included in a Bulletin for the State of Texas to be issued in several months. Similar data will be made available this year in preliminary and final form for each of the counties and States. A single copy of the preliminary release for Wilson County as well as an order blank for other area releases may be obtained by writing to the Bureau of the Census, Washington 25, D. C.

90664

Table 1.—CENSUS OF BUSINESS PRELIMINARY RESULTS FOR 1948, BY TRADE GROUP  
WILSON COUNTY, TEX.

Trade group and kind of business	Number of establishments	1948 sales and receipts (Thousand dollars)	Active proprietors of unincorporated businesses Nov. 1948	Paid employees, workweek ended nearest Nov. 15, 1948	
				Total employees <sup>1</sup>	Full workweek employees
RETAIL TRADE, total.....	156	6,951	145	317	262
Food group.....	27	927	25	30	26
Eating and drinking places.....	45	624	42	59	41
General merchandise grp, general stores.	19	2,050	19	81	70
Furniture-home furnishgs-appliance grp.	5	183	7	5	5
Automotive group.....	11	918	13	46	45
Gasoline service stations.....	19	380	16	24	19
Lumber-building-hardware group.....	10	959	5	32	29
Drug and proprietary stores.....	9	297	9	25	16
All other retail stores.....	11	613	9	15	11
WHOLESALE TRADE.....	16	1,837	13	49	x
SELECTED SERVICE TRADES, <sup>2</sup> /total.....	38	188	37	19	15
Personal services.....	26	103	25	14	10
All other service trades.....	12	85	12	5	5

x Not available.

<sup>1</sup>/ Includes employees paid for less than the full workweek.

<sup>2</sup>/ See General Description on this page for changes from the 1939 Census of Business in the coverage of Service Trades.

### GENERAL DESCRIPTION OF PRELIMINARY RELEASES FOR THE 1948 CENSUS OF BUSINESS

This series of releases, of which one is planned for each county in the United States, presents preliminary results of the 1948 Census of Business. The information is based on reports submitted by business establishments for that Census. The figures shown are preliminary, and are subject to revision in the final Census publications, but the changes are expected to be relatively minor with respect to coverage. The final Census figures will be issued in a series of Business Census bulletins which will show additional detailed kind-of-business information for all places where there are a sufficient number of establishments.

The 1948 Census of Business was taken under the provision of the Act of June 19, 1948, which provides that the Business Census be taken for 1948 and for each fifth year thereafter. Previous Business Censuses were taken for the years 1929, 1933, 1935, and 1939.

**Scope of the Census.**—The 1948 Census of Business covered all establishments in the following trades, as defined by the Standard Industrial Classification Manual, May 1949 issue, of the Executive Office of the President: all retail trades; all wholesale trades; all service trades in the following four groups—personal services, business services, automobile repairs and services, and miscellaneous repair services; hotels; tourist courts and camps; and amusements, including motion picture theaters. Some important services not covered are radio broadcasting and television, medical and health, legal, educational, nonprofit, accounting, and domestic services.

This coverage is similar to that of the 1939 Business Census. However, "custom trades" and "services incidental to transportation," which are no longer included in the standard classification of the service trades, are not covered by the 1948 Census. In a number of localities, these exclusions as well as

other changes in the standard classification may have a considerable effect in comparing 1948 with 1939 data, particularly with respect to establishment count.

**Establishment definition.**—For Census purposes, a business establishment is defined to include only enterprises conducted from a recognizable place of business, provided that the annual sales were in excess of \$5,000 for a wholesale trade establishment and \$500 for establishments in other trades. A detailed analysis of coverage will be provided in future Censuses of Business publications.

"Number of establishments" is the number of separate business locations, rather than the number of business companies or organizations, since the Census figures represent information reported separately for each business location or establishment. The establishment count reflects the number of places in business at the end of 1948 excluding administrative and executive offices of multiunit organizations, and "chain store" warehouses.

**Sales and receipts.**—"1948 sales and receipts" represents sales of merchandise and receipts from repairs and other services to customers. The figures reflect deductions for returned goods and allowances, but not for trade-in allowances; they exclude sales and excise taxes collected from customers and paid directly to any taxing agency.

**Proprietors.**—"Active proprietors..." represents owners and partners of unincorporated businesses who devoted the major portion of their time to the business in November 1948.

**Employment.**—"Number of paid employees..." represents all employees on the pay roll for the pay period ending nearest November 15, 1948. "Full workweek" employees, whether regular or seasonal, are those who in the November 15 pay period were paid for working at least the number of hours typically worked in a week by employees of the reporting establishment.

# 1948 CENSUS OF BUSINESS

U. S. DEPARTMENT OF COMMERCE  
BUREAU OF THE CENSUS

RETAIL, WHOLESALE, SERVICE TRADES

## PRELIMINARY

For Release May 4, 1950

Release Series BC-1P-42-248

### WINKLER COUNTY, TEX.

Retail, wholesale, and service establishments located in Winkler County, Texas, showed a substantial expansion in dollar volume of trade from 1939 to 1948 according to preliminary figures from the 1948 Census of Business released today by the Bureau of the Census, U. S. Department of Commerce.

Retail sales in the county during 1948 aggregated \$9.2 million, an increase of 207 percent over the \$3.0 million in 1939, when the preceding Census of Business was taken. Wholesale sales in the county reached a total of \$8.1 million in 1948 as compared with \$1.9 million in 1939. The service trades included in the Census of Business recorded receipts totaling \$407,000 in 1948 compared with \$174,000 in 1939.

Employment in the county also rose over the 9-year period between 1939 and 1948 for the above trades. Establishments in these trades reported a combined total of 482 paid employees for the workweek ended nearest November 15, 1948. This compared with a total of 383 employees reported for the week of November 15, 1939.

These preliminary figures have been derived from a Census report on Winkler County, Texas, which also includes data for the city of Kermit. Final figures, superseding the preliminary data for Winkler County, will be included in a Bulletin for the State of Texas to be issued in several months. Similar data will be made available this year in preliminary and final form for each of the counties and States. A single copy of the preliminary release for Winkler County as well as an order blank for other area releases may be obtained by writing to the Bureau of the Census, Washington 25, D. C.

Table 1.—CENSUS OF BUSINESS PRELIMINARY RESULTS FOR 1948, BY TRADE GROUP

### WINKLER COUNTY, TEX.

Trade group and kind of business	Number of establishments	1948 sales and receipts (Thousand dollars)	Active proprietors of unincorporated businesses Nov. 1948	Paid employees, workweek ended nearest Nov. 15, 1948	
				Total employees <sup>1</sup>	Full workweek employees
RETAIL TRADE, total.....	116	9,180	104	340	278
Food group.....	21	2,612	18	53	43
Eating and drinking places.....	19	446	20	57	56
Gasoline service stations.....	14	836	14	35	29
All other retail stores.....	62	5,286	52	195	150
WHOLESALE TRADE.....	13	8,055	1	72	x
SELECTED SERVICE TRADES, <sup>2/</sup> total.....	46	407	46	70	55
Personal services.....	30	277	30	63	48
All other service trades.....	16	130	16	7	7

x Not available.

<sup>1/</sup> Includes employees paid for less than the full workweek.

<sup>2/</sup> See General Description on last page for changes from the 1939 Census of Business in the coverage of Service Trades.

Table 2.—CENSUS OF BUSINESS PRELIMINARY RESULTS FOR 1948 FOR CITIES OF 2,500 INHABITANTS OR MORE

WINKLER COUNTY, TEX.

(Data omitted for trade groups where necessary to avoid disclosure)

City and trade group <sup>1</sup>	Number of establishments	1948 sales and receipts (Thousand dollars)	Active proprietors of unincorporated businesses Nov. 1948	Paid employees, workweek ended nearest Nov. 15, 1948	
				Total employees <sup>2</sup>	Full workweek employees
<b>Kermit:</b>					
Retail trade.....	83	7,460	75	257	216
Selected service trades....	27	246	26	46	35
<b>Remainder of county:</b>					
Retail trade.....	33	1,720	29	83	62
Selected service trades....	19	161	20	24	20

1/ See General Description on this page for changes from the 1939 Census of Business in the coverage of Service Trades.

2/ Includes employees paid for less than the full workweek.

GENERAL DESCRIPTION OF PRELIMINARY RELEASES FOR THE 1948 CENSUS OF BUSINESS

This series of releases, of which one is planned for each county in the United States, presents preliminary results of the 1948 Census of Business. The information is based on reports submitted by business establishments for that Census. The figures shown are preliminary, and are subject to revision in the final Census publications, but the changes are expected to be relatively minor with respect to coverage. The final Census figures will be issued in a series of Business Census bulletins which will show additional detailed kind-of-business information for all places where there are a sufficient number of establishments.

The 1948 Census of Business was taken under the provision of the Act of June 19, 1948, which provides that the Business Census be taken for 1948 and for each fifth year thereafter. Previous Business Censuses were taken for the years 1929, 1933, 1935, and 1939.

**Scope of the Census.**—The 1948 Census of Business covered all establishments in the following trades, as defined by the Standard Industrial Classification Manual, May 1949 issue, of the Executive Office of the President: all retail trades; all wholesale trades; all service trades in the following four groups—personal services, business services, automobile repairs and services, and miscellaneous repair services; hotels; tourist courts and camps; and amusements, including motion picture theaters. Some important services not covered are radio broadcasting and television, medical and health, legal, educational, nonprofit, accounting, and domestic services.

This coverage is similar to that of the 1939 Business Censuses. However, "custom trades" and "services incidental to transportation," which are no longer included in the standard classification of the service trades, are not covered by the 1948 Censuses. In a number of localities, these exclusions as well as

other changes in the standard classification may have a considerable effect in comparing 1948 with 1939 data, particularly with respect to establishment count.

**Establishment definition.**—For Census purposes, a business establishment is defined to include only enterprises conducted from a recognizable place of business, provided that the annual sales were in excess of \$5,000 for a wholesale trade establishment and \$500 for establishments in other trades. A detailed analysis of coverage will be provided in future Census of Business publications.

"Number of establishments" is the number of separate business locations, rather than the number of business companies or organizations, since the Census figures represent information reported separately for each business location or establishment. The establishment count reflects the number of places in business at the end of 1948 excluding administrative and executive offices of multiunit organizations, and "chain store" warehouses.

**Sales and receipts.**—"1948 sales and receipts" represents sales of merchandise and receipts from repairs and other services to customers. The figures reflect deductions for returned goods and allowances, but not for trade-in allowances; they exclude sales and excise taxes collected from customers and paid directly to any taxing agency."

**Proprietors.**—"Active proprietors..." represents owners and partners of unincorporated businesses who devoted the major portion of their time to the business in November 1948.

**Employment.**—"Number of paid employees..." represents all employees on the pay roll for the pay period ending nearest November 15, 1948. "Full workweek" employees, whether regular or seasonal, are those who in the November 15 pay period were paid for working at least the number of hours typically worked in a week by employees of the reporting establishment.

# 1948 CENSUS OF BUSINESS

RETAIL, WHOLESALE, SERVICE TRADES

U. S. DEPARTMENT OF COMMERCE  
BUREAU OF THE CENSUS

## PRELIMINARY

For Release May 1, 1950

Release Series BC-1P- 42-249

### WISE COUNTY, TEX.

Retail, wholesale, and service establishments located in Wise County, Texas, showed a substantial expansion in dollar volume of trade from 1939 to 1948 according to preliminary figures from the 1948 Census of Business released today by the Bureau of the Census, U. S. Department of Commerce.

Retail sales in the county during 1948 aggregated \$9.4 million, an increase of 236 percent over the \$2.3 million in 1939, when the preceding Census of Business was taken. Wholesale sales in the county reached a total of \$2.0 million in 1948 as compared with \$0.5 million in 1939. The service trades included in the Census of Business recorded receipts totaling \$360,000 in 1948 compared with \$96,000 in 1939.

Employment in the county also rose over the 9-year period between 1939 and 1948 for the above trades. Establishments in these trades reported a combined total of 471 paid employees for the workweek ended nearest November 15, 1948. This compared with a total of 287 employees reported for the week of November 15, 1939.

These preliminary figures have been derived from a Census report on Wise County, Texas, which also includes data for the city of Decatur. Final figures, superseding the preliminary data for Wise County, will be included in a Bulletin for the State of Texas to be issued in several months. Similar data will be made available this year in preliminary and final form for each of the counties and States. A single copy of the preliminary release for Wise County as well as an order blank for other area releases may be obtained by writing to the Bureau of the Census, Washington 25, D. C.

Table 1.—CENSUS OF BUSINESS PRELIMINARY RESULTS FOR 1948, BY TRADE GROUP

### WISE COUNTY, TEX.

Trade group and kind of business	Number of establishments	1948 sales and receipts (Thousand dollars)	Active proprietors of unincorporated businesses Nov. 1948	Paid employees, workweek ended nearest Nov. 15, 1948	
				Total employees <sup>1</sup>	Full workweek employees
RETAIL TRADE, total.....	222	9,398	223	397	309
Food group.....	60	2,739	57	78	56
Eating and drinking places.....	29	431	28	91	78
General merchandise grp, general stores.	13	508	12	40	24
Furniture-home furnishgs-appliance grp.	9	241	10	7	7
Automotive group.....	12	1,263	15	39	39
Gasoline service stations.....	53	1,093	53	35	24
Lumber-building-hardware group.....	16	1,093	10	39	36
Drug and proprietary stores.....	10	238	12	24	18
All other retail stores.....	20	1,792	26	44	27
WHOLESALE TRADE.....	15	1,986	16	20	x
SELECTED SERVICE TRADES, <sup>2</sup> /total.....	76	360	81	54	43
Personal services.....	51	227	53	50	41
All other service trades.....	25	133	28	4	2

x Not available.

<sup>1</sup>/ Includes employees paid for less than the full workweek.

<sup>2</sup>/ See General Description on last page for changes from the 1939 Census of Business in the coverage of Service Trades.

Table 2.—CENSUS OF BUSINESS PRELIMINARY RESULTS FOR 1948 FOR CITIES OF 2,500 INHABITANTS OR MORE

WISE COUNTY, TEX.

(Data omitted for trade groups where necessary to avoid disclosure)

City and trade group <sup>1</sup>	Number of establishments	1948 sales and receipts (Thousand dollars)	Active proprietors of unincorporated businesses Nov. 1948	Paid employees, workweek ended nearest Nov. 15, 1948	
				Total employees <sup>2</sup>	Full workweek employees
Decatur:					
Retail trade.....	78	5,267	78	222	187
Selected service trades..	27	189	29	33	28
Remainder of county:					
Retail trade.....	144	4,131	145	175	122
Selected service trades..	49	171	52	21	15

1/ See General Description on this page for changes from the 1939 Census of Business in the coverage of Service Trades.

2/ Includes employees paid for less than the full workweek.

GENERAL DESCRIPTION OF PRELIMINARY RELEASES FOR THE 1948 CENSUS OF BUSINESS

This series of releases, of which one is planned for each county in the United States, presents preliminary results of the 1948 Census of Business. The information is based on reports submitted by business establishments for that Census. The figures shown are preliminary, and are subject to revision in the final Census publications, but the changes are expected to be relatively minor with respect to coverage. The final Census figures will be issued in a series of Business Census bulletins which will show additional detailed kind-of-business information for all places where there are a sufficient number of establishments.

The 1948 Census of Business was taken under the provision of the Act of June 19, 1948, which provides that the Business Censuses be taken for 1948 and for each fifth year thereafter. Previous Business Censuses were taken for the years 1929, 1933, 1935, and 1939.

**Scope of the Census.**—The 1948 Census of Business covered all establishments in the following trades, as defined by the Standard Industrial Classification Manual, May 1949 issue, of the Executive Office of the President: all retail trades; all wholesale trades; all service trades in the following four groups—personal services, business services, automobile repairs and services, and miscellaneous repair services; hotels; tourist courts and camps; and amusements, including motion picture theaters. Some important services not covered are radio broadcasting and television, medical and health, legal, educational, nonprofit, accounting, and domestic services.

This coverage is similar to that of the 1939 Business Censuses. However, "custom trades" and "services incidental to transportation," which are no longer included in the standard classification of the service trades, are not covered by the 1948 Censuses. In a number of localities, these exclusions as well as

other changes in the standard classification may have a considerable effect in comparing 1948 with 1939 data, particularly with respect to establishment count.

**Establishment definition.**—For Census purposes, a business establishment is defined to include only enterprises conducted from a recognizable place of business, provided that the annual sales were in excess of \$5,000 for a wholesale trade establishment and \$500 for establishments in other trades. A detailed analysis of coverage will be provided in future Census of Business publications.

"Number of establishments" is the number of separate business locations, rather than the number of business companies or organizations, since the Census figures represent information reported separately for each business location or establishment. The establishment count reflects the number of places in business at the end of 1948 excluding administrative and executive offices of multiunit organizations, and "chain store" warehouses.

**Sales and receipts.**—"1948 sales and receipts" represents sales of merchandise and receipts from repairs and other services to customers. The figures reflect deductions for returned goods and allowances, but not for trade-in allowances; they exclude sales and excise taxes collected from customers and paid directly to any taxing agency.

**Proprietors.**—"Active proprietors..." represents owners and partners of unincorporated businesses who devoted the major portion of their time to the business in November 1948.

**Employment.**—"Number of paid employees..." represents all employees on the pay roll for the pay period ending nearest November 15, 1948. "Full workweek" employees, whether regular or seasonal, are those who in the November 15 pay period were paid for working at least the number of hours typically worked in a week by employees of the reporting establishment.



# 1948 CENSUS OF BUSINESS

U. S. DEPARTMENT OF COMMERCE  
BUREAU OF THE CENSUS

RETAIL, WHOLESALE, SERVICE TRADES

## PRELIMINARY

For Release May 1, 1950

Release Series BC-1P-42-250

### WOOD COUNTY, TEX.

Retail, wholesale, and service establishments located in Wood County, Texas, showed a substantial expansion in dollar volume of trade from 1939 to 1948 according to preliminary figures from the 1948 Census of Business released today by the Bureau of the Census, U. S. Department of Commerce.

Retail sales in the county during 1948 aggregated \$14.3 million, an increase of 276 percent over the \$3.8 million in 1939, when the preceding Census of Business was taken. Wholesale sales in the county reached a total of \$10.2 million in 1948 as compared with \$1.4 million in 1939. The service trades included in the Census of Business recorded receipts totaling \$760,000 in 1948 compared with \$184,000 in 1939.

Employment in the county also rose over the 9-year period between 1939 and 1948 for the above trades. Establishments in these trades reported a combined total of 897 paid employees for the workweek ended nearest November 15, 1948. This compared with a total of 537 employees reported for the week of November 15, 1939.

These preliminary figures have been derived from a Census report on Wood County, Texas, which also includes data for the city of Mineola. Final figures, superseding the preliminary data for Wood County, will be included in a Bulletin for the State of Texas to be issued in several months. Similar data will be made available this year in preliminary and final form for each of the counties and States. A single copy of the preliminary release for Wood County as well as an order blank for other area releases may be obtained by writing to the Bureau of the Census, Washington 25, D. C.

Table 1.—CENSUS OF BUSINESS PRELIMINARY RESULTS FOR 1948, BY TRADE GROUP  
WOOD COUNTY, TEX.

Trade group and kind of business	Number of establishments	1948 sales and receipts (Thousand dollars)	Active proprietors of unincorporated businesses Nov. 1948	Paid employees, workweek ended nearest Nov. 15, 1948	
				Total employees <sup>1</sup>	Full workweek employees
RETAIL TRADE, total.....	320	14,292	325	655	548
Food group.....	82	2,899	82	69	57
Eating and drinking places.....	39	553	41	122	114
General merchandise grp, general stores	38	1,428	34	77	46
Apparel group.....	18	809	20	44	33
Furniture-home furnishgs-appliance grp	16	801	18	34	32
Automotive group.....	22	2,871	25	106	100
Gasoline service stations.....	45	1,086	49	54	39
Lumber-building-hardware group.....	19	2,095	15	72	64
Drug and proprietary stores.....	13	453	11	30	25
All other retail stores.....	28	1,297	30	47	38
WHOLESALE TRADE, total.....	36	10,164	37	109	x
Merchant wholesalers.....	16	5,553	19	42	x
Other types of wholesale.....	20	4,611	18	67	x
SELECTED SERVICE TRADES, <sup>2</sup> /total.....	103	760	116	133	119
Personal services .....	62	393	67	79	68
All other service trades.....	41	367	49	54	57
HOTELS.....	5	48	1	12	12

x Not available.

<sup>1</sup>/ Includes employees paid for less than the full workweek

<sup>2</sup>/ See General Description on last page for changes from the 1939 Census of Business in the coverage of Service Trades.

Table 2.—CENSUS OF BUSINESS PRELIMINARY RESULTS FOR 1948 FOR CITIES OF 2,500 INHABITANTS OR MORE

WOOD COUNTY, TEX.

(Data omitted for trade groups where necessary to avoid disclosure)

City and trade group <sup>1</sup>	Number of establishments	1948 sales and receipts (Thousand dollars)	Active proprietors of unincorporated businesses Nov. 1948	Paid employees, workweek ended nearest Nov. 15, 1948	
				Total employees <sup>2</sup>	Full workweek employees
Mineola:					
Retail trade.....	86	5,936	84	303	254
Selected service trades...	25	200	25	55	48
Remainder of county:					
Retail trade.....	234	8,356	241	352	294
Selected service trades...	78	560	91	78	71

1/ See General Description on this page for changes from the 1939 Census of Business in the coverage of Service Trades.

2/ Includes employees paid for less than the full workweek.

GENERAL DESCRIPTION OF PRELIMINARY RELEASES FOR THE 1948 CENSUS OF BUSINESS

This series of releases, of which one is planned for each county in the United States, presents preliminary results of the 1948 Census of Business. The information is based on reports submitted by business establishments for that Census. The figures shown are preliminary, and are subject to revision in the final Census publications, but the changes are expected to be relatively minor with respect to coverage. The final Census figures will be issued in a series of Business Census bulletins which will show additional detailed kind-of-business information for all places where there are a sufficient number of establishments.

The 1948 Census of Business was taken under the provision of the Act of June 19, 1948, which provides that the Business Census be taken for 1948 and for each fifth year thereafter. Previous Business Censuses were taken for the years 1929, 1933, 1935, and 1939.

**Scope of the Census.**—The 1948 Census of Business covered all establishments in the following trades, as defined by the Standard Industrial Classification Manual, May 1949 issue, of the Executive Office of the President: all retail trades; all wholesale trades; all service trades in the following four groups—personal services, business services, automobile repairs and services, and miscellaneous repair services; hotels; tourist courts and camps; and amusements, including motion picture theaters. Some important services not covered are radio broadcasting and television, medical and health, legal, educational, nonprofit, accounting, and domestic services.

This coverage is similar to that of the 1939 Business Census. However, "custom trades" and "services incidental to transportation," which are no longer included in the standard classification of the service trades, are not covered by the 1948 Census. In a number of localities, these exclusions as well as

other changes in the standard classification may have a considerable effect in comparing 1948 with 1939 data, particularly with respect to establishment count.

**Establishment definition.**—For Census purposes, a business establishment is defined to include only enterprises conducted from a recognizable place of business, provided that the annual sales were in excess of \$5,000 for a wholesale trade establishment and \$500 for establishments in other trades. A detailed analysis of coverage will be provided in future Censuses of Business publications.

"Number of establishments" is the number of separate business locations, rather than the number of business companies or organizations, since the Census figures represent information reported separately for each business location or establishment. The establishment count reflects the number of places in business at the end of 1948 excluding administrative and executive offices of multiunit organizations, and "chain store" warehouses.

**Sales and receipts.**—"1948 sales and receipts" represents sales of merchandise and receipts from repairs and other services to customers. The figures reflect deductions for returned goods and allowances, but not for trade-in allowances; they exclude sales and excise taxes collected from customers and paid directly to any taxing agency.

**Proprietors.**—"Active proprietors..." represents owners and partners of unincorporated businesses who devoted the major portion of their time to the business in November 1948.

**Employment.**—"Number of paid employees..." represents all employees on the pay roll for the pay period ending nearest November 15, 1948. "Full workweek" employees, whether regular or seasonal, are those who in the November 15 pay period were paid for working at least the number of hours typically worked in a week by employees of the reporting establishment.

# 1948 CENSUS OF BUSINESS

RETAIL, WHOLESALE, SERVICE TRADES

U. S. DEPARTMENT OF COMMERCE  
BUREAU OF THE CENSUS

## PRELIMINARY

For Release May 15, 1950

Release Series BC-1P-42-251

### YOAKUM COUNTY, TEX.

Retail establishments located in Yoakum County, Texas, showed a substantial expansion in dollar volume of trade from 1939 to 1948 according to preliminary figures from the 1948 Census of Business released today by the Bureau of the Census, U. S. Department of Commerce.

Retail sales in the county during 1948 aggregated \$2.3 million, an increase of 188 percent over the \$0.8 million in 1939, when the preceding Census of Business was taken.

Employment in the county decreased over the 9-year period between 1939 and 1948 for the above trade. Retail establishments reported a total of 80 paid employees for the workweek ended nearest November 15, 1948. This compared with a total of 121 employees reported for the week of November 15, 1939.

These preliminary figures have been derived from a Census report on Yoakum County, Texas. Final figures, superseding the preliminary data for Yoakum County, will be included in a Bulletin for the State of Texas to be issued in several months. Similar data will be made available this year in preliminary and final form for each of the counties and States. A single copy of the preliminary release for Yoakum County as well as an order blank for other area releases may be obtained by writing to the Bureau of the Census, Washington 25, D. C.

Table 1.—CENSUS OF BUSINESS PRELIMINARY RESULTS FOR 1948, BY TRADE GROUP  
YOAKUM COUNTY, TEX.

Trade group and kind of business	Number of establishments	1948 sales and receipts (Thousand dollars)	Active proprietors of unincorporated businesses Nov. 1948	Paid employees, workweek ended nearest Nov. 15, 1948	
				Total employees <sup>1</sup>	Full workweek employees
RETAIL TRADE, total.....	51	2,315	51	80	68
Food group.....	9	728	9	18	14
Eating and drinking places.....	6	107	6	20	19
Gasoline service stations.....	12	375	11	14	11
All other retail stores.....	24	1,105	25	28	24

<sup>1</sup>/ Includes employees paid for less than the full workweek.

## GENERAL DESCRIPTION OF PRELIMINARY RELEASES FOR THE 1948 CENSUS OF BUSINESS

This series of releases, of which one is planned for each county in the United States, presents preliminary results of the 1948 Census of Business. The information is based on reports submitted by business establishments for that Census. The figures shown are preliminary, and are subject to revision in the final Census publications, but the changes are expected to be relatively minor with respect to coverage. The final Census figures will be issued in a series of Business Census bulletins which will show additional detailed kind-of-business information for all places where there are a sufficient number of establishments.

The 1948 Census of Business was taken under the provision of the Act of June 19, 1948, which provides that the Business Census be taken for 1948 and for each fifth year thereafter. Previous Business Censuses were taken for the years 1929, 1933, 1935, and 1939.

*Scope of the Census.*—The 1948 Census of Business covered all establishments in the following trades, as defined by the Standard Industrial Classification Manual, May 1949 issue, of the Executive Office of the President: all retail trades; all wholesale trades; all service trades in the following four groups—personal services, business services, automobile repairs and services, and miscellaneous repair services; hotels; tourist courts and camps; and amusements, including motion picture theaters. Some important services not covered are radio broadcasting and television, medical and health, legal, educational, nonprofit, accounting, and domestic services.

This coverage is similar to that of the 1939 Business Census. However, "custom trades" and "services incidental to transportation," which are no longer included in the standard classification of the service trades, are not covered by the 1948 Census. In a number of localities, these exclusions as well as other changes in the standard classification may have a considerable effect in comparing

1948 with 1939 data, particularly with respect to establishment count.

*Establishment definition.*—For Census purposes, a business establishment is defined to include only enterprises conducted from a recognizable place of business, provided that the annual sales were in excess of \$5,000 for a wholesale trade establishment and \$500 for establishments in other trades. A detailed analysis of coverage will be provided in future Census of Business publications.

"Number of establishments" is the number of separate business locations, rather than the number of business companies or organizations, since the Census figures represent information reported separately for each business location or establishment. The establishment count reflects the number of places in business at the end of 1948 excluding administrative and executive offices of multiunit organizations, and "chain store" warehouses.

*Sales and receipts.*—"1948 sales and receipts" represents sales of merchandise and receipts from repairs and other services to customers. The figures reflect deductions for returned goods and allowances, but not for trade-in allowances; they exclude sales and excise taxes collected from customers and paid directly to any taxing agency.

*Proprietors.*—"Active proprietors..." represents owners and partners of unincorporated businesses who devoted the major portion of their time to the business in November 1948.

*Employment.*—"Number of paid employees..." represents all employees on the pay roll for the pay period ending nearest November 15, 1948. "Full workweek" employees, whether regular or seasonal, are those who in the November 15 pay period were paid for working at least the number of hours typically worked in a week by employees of the reporting establishment.

# 1948 CENSUS OF BUSINESS

RETAIL, WHOLESALE, SERVICE TRADES

U. S. DEPARTMENT OF COMMERCE  
BUREAU OF THE CENSUS

## PRELIMINARY

For Release May 4, 1950

Release Series BC-1P-42-252

### YOUNG COUNTY, TEX.

Retail, wholesale, and service establishments located in Young County, Texas, showed a substantial expansion in dollar volume of trade from 1939 to 1948 according to preliminary figures from the 1948 Census of Business released today by the Bureau of the Census, U. S. Department of Commerce.

Retail sales in the county during 1948 aggregated \$16.6 million, an increase of 159 percent over the \$6.4 million in 1939, when the preceding Census of Business was taken. Wholesale sales in the county reached a total of \$6.3 million in 1948 as compared with \$2.4 million in 1939. The service trades included in the Census of Business recorded receipts totaling \$844,000 in 1948 compared with \$284,000 in 1939.

Employment in the county also rose over the 9-year period between 1939 and 1948 for the above trades. Establishments in these trades reported a combined total of 1,018 paid employees for the workweek ended nearest November 15, 1948. This compared with a total of 814 employees reported for the week of November 15, 1939.

These preliminary figures have been derived from a Census report on Young County, Texas, which also includes data for the cities of Graham and Olney. Final figures, superseding the preliminary data for Young County, will be included in a Bulletin for the State of Texas to be issued in several months. Similar data will be made available this year in preliminary and final form for each of the counties and States. A single copy of the preliminary release for Young County as well as an order blank for other area releases may be obtained by writing to the Bureau of the Census, Washington 25, D. C.

Table 1.—CENSUS OF BUSINESS PRELIMINARY RESULTS FOR 1948, BY TRADE GROUP

### YOUNG COUNTY, TEX.

Trade group and kind of business	Number of establishments	1948 sales and receipts (Thousand dollars)	Active proprietors of unincorporated businesses Nov. 1948	Paid employees, workweek ended nearest Nov. 15, 1948	
				Total employees <sup>1</sup>	Full workweek employees
<b>RETAIL TRADE, total</b> .....	286	16,643	287	804	685
Food group.....	66	3,175	68	117	84
Eating and drinking places.....	23	505	22	88	82
General merchandise group, general stores....	15	750	12	66	48
Apparel group.....	13	985	11	55	50
Furniture—home furnishings—appliance group..	15	608	16	38	30
Automotive group.....	34	5,011	31	170	168
Gasoline service stations.....	51	1,155	54	65	51
Lumber—building—hardware group.....	28	2,408	24	93	73
Drug and proprietary stores.....	10	510	12	51	45
All other retail stores.....	31	1,536	37	61	54
<b>WHOLESALE TRADE, total</b> .....	26	6,340	15	64	x
Merchant wholesalers.....	13	4,352	6	37	x
Other types of wholesale.....	13	1,988	9	27	x
<b>SELECTED SERVICE TRADES,<sup>2/</sup> total</b> .....	89	844	96	150	130
Personal services.....	56	466	59	117	101
All other service trades.....	33	378	37	33	29
<b>TOURIST COURTS AND CAMPS</b> .....	6	18	7	2	1

x Not available.

<sup>1/</sup> Includes employees paid for less than the full workweek.

<sup>2/</sup> See General Description on last page for changes from the 1939 Census of Business in the coverage of Service Trades.

Table 2.—CENSUS OF BUSINESS PRELIMINARY RESULTS FOR 1948 FOR CITIES OF 2,500 INHABITANTS OR MORE

YOUNG COUNTY, TEX.

(Data omitted for trade groups where necessary to avoid disclosure)

City and trade group <sup>1</sup>	Number of establishments	1948 sales and receipts (Thousand dollars)	Active proprietors of unincorporated businesses Nov. 1948	Paid employees, workweek ended nearest Nov. 15, 1948	
				Total employees <sup>2</sup>	Full workweek employees
<b>Graham:</b>					
Retail trade.....	130	8,990	131	441	383
Wholesale trade.....	14	4,730	9	46	x
Selected service trades.....	46	466	47	88	75
<b>Olney:</b>					
Retail trade.....	90	5,569	91	294	250
Selected service trades.....	Included with "Remainder of county"				
<b>Remainder of county:<sup>3/</sup></b>					
Retail trade.....	66	2,084	65	69	52
Wholesale trade.....	12	1,610	6	18	x
Selected service trades.....	43	378	49	62	55

x Not available.

1/ See General Description on this page for changes from the 1939 Census of Business in the coverage of Service Trades.

2/ Includes employees paid for less than the full workweek.

3/ Except as indicated above, includes figures for establishments, other than wholesale, not located in cities of 2,500 inhabitants or more, and wholesale establishments not located in cities of 5,000 inhabitants or more.

GENERAL DESCRIPTION OF PRELIMINARY RELEASES FOR THE 1948 CENSUS OF BUSINESS

This series of releases, of which one is planned for each county in the United States, presents preliminary results of the 1948 Census of Business. The information is based on reports submitted by business establishments for that Census. The figures shown are preliminary, and are subject to revision in the final Census publications, but the changes are expected to be relatively minor with respect to coverage. The final Census figures will be issued in a series of Business Census bulletins which will show additional detailed kind-of-business information for all places where there are a sufficient number of establishments.

The 1948 Census of Business was taken under the provision of the Act of June 19, 1948, which provides that the Business Census be taken for 1948 and for each fifth year thereafter. Previous Business Censuses were taken for the years 1929, 1933, 1935, and 1939.

**Scope of the Census.**—The 1948 Census of Business covered all establishments in the following trades, as defined by the Standard Industrial Classification Manual, May 1949 issue, of the Executive Office of the President: all retail trades; all wholesale trades; all service trades in the following four groups—personal services, business services, automobile repairs and services, and miscellaneous repair services; hotels; tourist courts and camps; and amusements, including motion picture theaters. Some important services not covered are radio broadcasting and television, medical and health, legal, educational, nonprofit, accounting, and domestic services.

This coverage is similar to that of the 1939 Business Census. However, "custom trades" and "services incidental to transportation," which are no longer included in the standard classification of the service trades, are not covered by the 1948 Census. In a number of localities, these exclusions as well as

other changes in the standard classification may have a considerable effect in comparing 1948 with 1939 data, particularly with respect to establishment count.

**Establishment definition.**—For Census purposes, a business establishment is defined to include only enterprises conducted from a recognizable place of business, provided that the annual sales were in excess of \$5,000 for a wholesale trade establishment and \$500 for establishments in other trades. A detailed analysis of coverage will be provided in future Census of Business publications.

"Number of establishments" is the number of separate business locations, rather than the number of business companies or organizations, since the Census figures represent information reported separately for each business location or establishment. The establishment count reflects the number of places in business at the end of 1948 excluding administrative and executive offices of multiunit organizations, and "chain store" warehouses.

**Sales and receipts.**—"1948 sales and receipts" represents sales of merchandise and receipts from repairs and other services to customers. The figures reflect deductions for returned goods and allowances, but not for trade-in allowances; they exclude sales and excise taxes collected from customers and paid directly to any taxing agency.

**Proprietors.**—"Active proprietors..." represents owners and partners of unincorporated businesses who devoted the major portion of their time to the business in November 1948.

**Employment.**—"Number of paid employees..." represents all employees on the pay roll for the pay period ending nearest November 15, 1948. "Full workweek" employees, whether regular or seasonal, are those who in the November 15 pay period were paid for working at least the number of hours typically worked in a week by employees of the reporting establishment.

# 1948 CENSUS OF BUSINESS

RETAIL, WHOLESALE, SERVICE TRADES

U. S. DEPARTMENT OF COMMERCE  
BUREAU OF THE CENSUS

## PRELIMINARY

For Release May 22, 1950

Release Series BC-1P-42-253

### ZAPATA COUNTY, TEX.

Retail establishments located in Zapata County, Texas, showed a substantial expansion in dollar volume of trade from 1939 to 1948 according to preliminary figures from the 1948 Census of Business released today by the Bureau of the Census, U. S. Department of Commerce.

Retail sales in the county during 1948 aggregated \$747,000, an increase of 544 per cent over the \$116,000 in 1939, when the preceding Census of Business was taken.

Employment in the county also rose over the 9-year period between 1939 and 1948 for the above trade. Retail establishments reported a total of 30 paid employees for the workweek ended nearest November 15, 1948. This compared with a total of 14 employees reported for the week of November 15, 1939.

These preliminary figures have been derived from a Census report on Zapata County, Texas. Final figures, superseding the preliminary data for Zapata County, will be included in a Bulletin for the State of Texas to be issued in several months. Similar data will be made available this year in preliminary and final form for each of the counties and States. A single copy of the preliminary release for Zapata County as well as an order blank for other area releases may be obtained by writing to the Bureau of the Census, Washington 25, D. C.

Table 1.—CENSUS OF BUSINESS PRELIMINARY RESULTS FOR 1948, BY TRADE GROUP

### ZAPATA COUNTY, TEX.

Trade group and kind of business	Number of establishments	1948 sales and receipts (Thousand dollars)	Active proprietors of unincorporated businesses Nov. 1948	Paid employees, workweek ended nearest Nov. 15, 1948	
				Total employees <sup>1</sup>	Full workweek employees
RETAIL TRADE, total.....	55	747	55	30	24
Food group.....	27	342	27	6	5
Eating and drinking places.....	15	107	15	11	8
Gasoline service stations.....	5	70	4	5	3
All other retail stores.....	8	228	9	8	8

<sup>1</sup>/ Includes employees paid for less than the full workweek.

91693

## GENERAL DESCRIPTION OF PRELIMINARY RELEASES FOR THE 1948 CENSUS OF BUSINESS

This series of releases, of which one is planned for each county in the United States, presents preliminary results of the 1948 Census of Business. The information is based on reports submitted by business establishments for that Census. The figures shown are preliminary, and are subject to revision in the final Census publications, but the changes are expected to be relatively minor with respect to coverage. The final Census figures will be issued in a series of Business Census bulletins which will show additional detailed kind-of-business information for all places where there are a sufficient number of establishments.

The 1948 Census of Business was taken under the provision of the Act of June 19, 1948, which provides that the Business Census be taken for 1948 and for each fifth year thereafter. Previous Business Censuses were taken for the years 1929, 1933, 1935, and 1939.

*Scope of the Census.*—The 1948 Census of Business covered all establishments in the following trades, as defined by the Standard Industrial Classification Manual, May 1949 issue, of the Executive Office of the President: all retail trades; all wholesale trades; all service trades in the following four groups—personal services, business services, automobile repairs and services, and miscellaneous repair services; hotels; tourist courts and camps; and amusements, including motion picture theaters. Some important services not covered are radio broadcasting and television, medical and health, legal, educational, nonprofit, accounting, and domestic services.

This coverage is similar to that of the 1939 Business Census. However, "custom trades" and "services incidental to transportation," which are no longer included in the standard classification of the service trades, are not covered by the 1948 Census. In a number of localities, these exclusions as well as other changes in the standard classification may have a considerable effect in comparing

1948 with 1939 data, particularly with respect to establishment count.

*Establishment definition.*—For Census purposes, a business establishment is defined to include only enterprises conducted from a recognizable place of business, provided that the annual sales were in excess of \$5,000 for a wholesale trade establishment and \$500 for establishments in other trades. A detailed analysis of coverage will be provided in future Census of Business publications.

"Number of establishments" is the number of separate business locations, rather than the number of business companies or organizations, since the Census figures represent information reported separately for each business location or establishment. The establishment count reflects the number of places in business at the end of 1948 excluding administrative and executive offices of multiunit organizations, and "chain store" warehouses.

*Sales and receipts.*—"1948 sales and receipts" represents sales of merchandise and receipts from repairs and other services to customers. The figures reflect deductions for returned goods and allowances, but not for trade-in allowances; they exclude sales and excise taxes collected from customers and paid directly to any taxing agency.

*Proprietors.*—"Active proprietors..." represents owners and partners of unincorporated businesses who devoted the major portion of their time to the business in November 1948.

*Employment.*—"Number of paid employees..." represents all employees on the pay roll for the pay period ending nearest November 15, 1948. "Full workweek" employees, whether regular or seasonal, are those who in the November 15 pay period were paid for working at least the number of hours typically worked in a week by employees of the reporting establishment.



# 1948 CENSUS OF BUSINESS

RETAIL, WHOLESALE, SERVICE TRADES

U. S. DEPARTMENT OF COMMERCE  
BUREAU OF THE CENSUS

## PRELIMINARY

For Release May 15, 1950

Release Series BC-1P-42-254

### ZAVALA COUNTY, TEX.

Retail and service establishments located in Zavala County, Texas, showed a substantial expansion in dollar volume of trade from 1939 to 1948 according to preliminary figures from the 1948 Census of Business released today by the Bureau of the Census, U. S. Department of Commerce.

Retail sales in the county during 1948 aggregated \$5.1 million, an increase of 292 percent over the \$1.3 million in 1939, when the preceding Census of Business was taken. The service trades included in the Census of Business recorded receipts totaling \$194,000 in 1948 compared with \$38,000 in 1939. Wholesale sales in the county reached a total of \$584,000 in 1948, a decrease from the \$652,000 reported in 1939.

Employment in the county rose over the 9-year period between 1939 and 1948 for the above trades. Establishments in these trades reported a combined total of 336 paid employees for the workweek ended nearest November 15, 1948. This compared with a total of 201 employees reported for the week of November 15, 1939.

These preliminary figures have been derived from a Census report on Zavala County, Texas, which also includes data for Crystal City. Final figures, superseding the preliminary data for Zavala County, will be included in a Bulletin for the State of Texas to be issued in several months. Similar data will be made available this year in preliminary and final form for each of the counties and States. A single copy of the preliminary release for Zavala County as well as an order blank for other area releases may be obtained by writing to the Bureau of the Census, Washington 25, D. C.

Table 1.—CENSUS OF BUSINESS PRELIMINARY RESULTS FOR 1948, BY TRADE GROUP

### ZAVALA COUNTY, TEX.

Trade group and kind of business	Number of establishments	1948 sales and receipts (Thousand dollars)	Active proprietors of unincorporated businesses Nov. 1948	Paid employees, workweek ended nearest Nov. 15, 1948	
				Total employees <sup>1</sup>	Full workweek employees
RETAIL TRADE, total.....	142	5,083	136	289	198
Food group.....	35	936	34	23	22
Eating and drinking places.....	48	355	46	63	46
Gasoline service stations.....	12	236	11	19	14
All other retail stores.....	47	3,556	45	184	116
WHOLESALE TRADE.....	7	584	5	11	x
SELECTED SERVICE TRADES, <sup>2/</sup> total.....	28	194	27	36	25
Personal services.....	15	71	13	20	14
All other service trades.....	13	123	14	16	11

x Not available.

<sup>1/</sup> Includes employees paid for less than the full workweek.

<sup>2/</sup> See General Description on last page for changes from the 1939 Census of Business in the coverage of Service Trades.

Table 2.—CENSUS OF BUSINESS PRELIMINARY RESULTS FOR 1948 FOR CITIES OF 2,500 INHABITANTS OR MORE

## ZAVALA COUNTY, TEX.

(Data omitted for trade groups where necessary to avoid disclosure)

City and trade group	Number of establishments	1948 sales and receipts (Thousand dollars)	Active proprietors of unincorporated businesses Nov. 1948	Paid employees, workweek ended nearest Nov. 15, 1948	
				Total employees <sup>1</sup>	Full workweek employees
Crystal City: Retail trade.....	95	4,020	88	231	155
Remainder of county: Retail trade.....	47	1,063	48	58	43

<sup>1</sup>/ Includes employees paid for less than the full workweek.

## GENERAL DESCRIPTION OF PRELIMINARY RELEASES FOR THE 1948 CENSUS OF BUSINESS

This series of releases, of which one is planned for each county in the United States, presents preliminary results of the 1948 Census of Business. The information is based on reports submitted by business establishments for that Census. The figures shown are preliminary, and are subject to revision in the final Census publications, but the changes are expected to be relatively minor with respect to coverage. The final Census figures will be issued in a series of Business Census bulletins which will show additional detailed kind-of-business information for all places where there are a sufficient number of establishments.

The 1948 Census of Business was taken under the provision of the Act of June 19, 1948, which provides that the Business Census be taken for 1948 and for each fifth year thereafter. Previous Business Censuses were taken for the years 1929, 1933, 1935, and 1939.

**Scope of the Census.**—The 1948 Census of Business covered all establishments in the following trades, as defined by the Standard Industrial Classification Manual, May 1949 issue, of the Executive Office of the President: all retail trades; all wholesale trades; all service trades in the following four groups—personal services, business services, automobile repairs and services, and miscellaneous repair services; hotels; tourist courts and camps; and amusements, including motion picture theaters. Some important services not covered are radio broadcasting and television, medical and health, legal, educational, nonprofit, accounting, and domestic services.

This coverage is similar to that of the 1939 Business Census. However, "custom trades" and "services incidental to transportation," which are no longer included in the standard classification of the service trades, are not covered by the 1948 Census. In a number of localities, these exclusions as well as

other changes in the standard classification may have a considerable effect in comparing 1948 with 1939 data, particularly with respect to establishment count.

**Establishment definition.**—For Census purposes, a business establishment is defined to include only enterprises conducted from a recognizable place of business, provided that the annual sales were in excess of \$5,000 for a wholesale trade establishment and \$500 for establishments in other trades. A detailed analysis of coverage will be provided in future Census of Business publications.


"Number of establishments" is the number of separate business locations, rather than the number of business companies or organizations, since the Census figures represent information reported separately for each business location or establishment. The establishment count reflects the number of places in business at the end of 1948 excluding administrative and executive offices of multiunit organizations, and "chain store" warehouses.

**Sales and receipts.**—"1948 sales and receipts" represents sales of merchandise and receipts from repairs and other services to customers. The figures reflect deductions for returned goods and allowances, but not for trade-in allowances; they exclude sales and excise taxes collected from customers and paid directly to any taxing agency.

**Proprietors.**—"Active proprietors..." represents owners and partners of unincorporated businesses who devoted the major portion of their time to the business in November 1948.

**Employment.**—"Number of paid employees..." represents all employees on the pay roll for the pay period ending nearest November 15, 1948. "Full workweek" employees, whether regular or seasonal, are those who in the November 15 pay period were paid for working at least the number of hours typically worked in a week by employees of the reporting establishment.






UTAH

counties

UTAH

1. Beaver
2. Box Elder
3. Cache
4. Carbon
5. Daggett
6. Davis
7. Duchesne
8. Emery
9. Garfield
10. Grand
11. Iron
12. Juab
13. Kane
14. Millard
15. Morgan
16. Piute
17. Rich
18. Salt Lake
19. San Juan
20. Sanpete
21. Sevier
22. Summit
23. Tooele
24. Uintah
25. Utah
26. Wasatch
27. Washington
28. Wayne
29. Weber



# 1948 CENSUS OF BUSINESS

RETAIL, WHOLESALE, SERVICE TRADES

U. S. DEPARTMENT OF COMMERCE  
BUREAU OF THE CENSUS

## PRELIMINARY

For Release May 3, 1950

Release Series BC-1P-43-000

### UTAH

Retail, wholesale, and service establishments located in Utah, showed a substantial expansion in dollar volume of trade from 1939 to 1948 according to preliminary figures from the 1948 Census of Business released today by the Bureau of the Census, U. S. Department of Commerce.

Retail sales in the State during 1948 aggregated \$577.1 million, an increase of 238 percent over the \$170.7 million sales in 1939, when the preceding Census of Business was taken. Wholesale sales volume in the State showed a 282 percent rise over the same period, reaching a total of \$741.9 million in 1948 as compared with \$194.2 million in 1939. The service trades included in the Census of Business reported receipts totaling \$30.9 million in 1948 compared with \$9.9 million in 1939. Hotel receipts moved from \$3.4 million in 1939 to \$8.4 million in 1948. Tourist courts and camps showed an increase in receipts from the \$0.8 million in 1939 to \$3.4 million in 1948. Amusement businesses in the State recorded receipts of \$10.1 million in 1948 compared with \$4.4 million in 1939.

Employment in the State also rose over the 9-year period between 1939 and 1948 for the trades covered by the Census of Business. Retail trade establishments reported 31,961 paid employees for the workweek ended nearest November 15, 1948. Of these, 24,487 worked the full week, and the remainder part of the week. The comparable total and full workweek figures for 1939 were 20,397 and 15,672. Wholesale trade establishments reported a total of 11,874 full- and part-week employees for the week of November 15, 1948, compared with 6,915 for the same week in 1939. For the selected service trades, November 15, 1948, paid employees numbered 4,632; the comparable figure for 1939, adjusted for change in scope between the two censuses, was 3,318.

These preliminary figures have been compiled from similar releases being made available for each county in Utah. Final figures, superseding the preliminary data for Utah, will be included in a State Bulletin to be issued in several months. Similar data will be made available in preliminary and final form for each of the States.

A single copy of the preliminary release for the State of Utah as well as an order blank for other area releases may be obtained by writing to the Bureau of the Census, Washington 25, D. C.

Table 1.—CENSUS OF BUSINESS PRELIMINARY RESULTS FOR 1948, BY TRADE GROUP

## UTAH

Trade group and kind of business	Number of establishments	1948 sales and receipts  (Thousand dollars)	Active proprietors of unincorporated businesses Nov. 1948	Paid employees, workweek ended nearest Nov. 15, 1948	
				Total employees <sup>1</sup>	Full workweek employees
RETAIL TRADE, total.....	6,827	577,133	6,677	31,961	24,487
Food group.....	1,419	117,444	1,484	3,934	2,586
Eating and drinking places.....	1,348	39,260	1,537	5,259	4,001
General merchandise grp, general stores	361	90,389	272	7,096	5,085
Apparel group.....	361	34,152	313	2,158	1,677
Furniture-home furnishings-appliance grp	348	34,228	309	2,043	1,842
Automotive group.....	426	93,195	412	3,267	3,048
Gasoline service stations.....	1,070	40,033	1,055	1,681	1,202
Lumber-building-hardware group.....	483	52,720	412	2,358	2,074
Drug and proprietary stores.....	207	18,296	194	1,402	1,028
All other retail stores.....	804	57,416	689	2,763	1,944
WHOLESALE TRADE, total.....	1,119	741,904	728	11,874	x
Merchant wholesalers, total.....	668	304,444	443	8,082	x
Groceries, confectionery, meat.....	63	33,225	46	593	x
Farm products, edible.....	70	40,409	66	1,007	x
Tobacco.....	9	6,704	10	83	x
Furniture, home furnishings.....	11	6,362	5	179	x
Automotive supplies.....	97	14,823	53	775	x
Electrical merchandise.....	39	30,821	22	752	x
Hardware, plumbing, heating.....	28	32,858	15	972	x
Lumber, construction materials.....	28	19,842	11	469	x
Mach'y equip't, industrial supplies.	129	43,293	78	1,354	x
All other merchant wholesalers.....	194	76,107	137	1,898	x
Manufact'rs' sales branches, offices..	132	186,894	2	2,216	x
Petroleum bulk plants, terminals.....	180	46,717	150	486	x
Agents, brokers (merchandise).....	94	145,044	99	175	x
Assemblers of farm products.....	45	58,805	34	915	x
SELECTED SERVICE TRADES, total.....	2,216	30,941	2,318	4,632	3,976
Personal services.....	1,283	16,694	1,322	3,113	2,680
Business services.....	119	3,627	106	532	448
Automotive repairs and services.....	474	7,166	526	652	562
Other repairs and services.....	340	3,454	364	335	286
HOTELS.....	187	8,419	173	1,658	1,217
TOURIST COURTS AND CAMPS.....	287	3,395	288	328	243
AMUSEMENTS.....	253	10,136	197	1,693	x

x Not available

<sup>1</sup>/ Includes employees paid for less than the full workweek.



# 1948 CENSUS OF BUSINESS

RETAIL, WHOLESALE, SERVICE TRADES

U. S. DEPARTMENT OF COMMERCE  
BUREAU OF THE CENSUS

## PRELIMINARY

For Release March 27, 1950

Release Series BC-1P-43-001

### BEAVER COUNTY, UTAH

Retail, wholesale, and service establishments located in Beaver County, Utah, showed a substantial expansion in dollar volume of trade from 1939 to 1948 according to preliminary figures from the 1948 Census of Business released today by the Bureau of the Census, U. S. Department of Commerce.

Retail sales in the county during 1948 aggregated \$3.2 million, an increase of 191 percent over the \$1.1 million in 1939, when the preceding Census of Business was taken. Wholesale sales in the county reached a total of \$550,000 in 1948 as compared with \$176,000 in 1939. The service trades included in the Census of Business recorded receipts totaling \$123,000 in 1948 compared with \$18,000 in 1939.

Employment in the county also rose over the 9-year period between 1939 and 1948 for the above trades. Establishments in these trades reported a combined total of 156 paid employees for the workweek ended nearest November 15, 1948. This compared with a total of 111 employees reported for the week of November 14, 1939.

These preliminary figures have been derived from a Census report on Beaver County, Utah. Final figures, superseding the preliminary data for Beaver County, will be included in a Bulletin for the State of Utah to be issued in several months. Similar data will be made available this year in preliminary and final form for each of the counties and States. A single copy of the preliminary release for Beaver County as well as an order blank for other area releases may be obtained by writing to the Bureau of the Census, Washington 25, D. C.

Table 1.—CENSUS OF BUSINESS PRELIMINARY RESULTS FOR 1948, BY TRADE GROUP  
BEAVER COUNTY, UTAH.

Trade group and kind of business	Number of establishments	1948 sales and receipts (Thousand dollars)	Active proprietors of unincorporated businesses Nov. 1948	Paid employees, workweek ended nearest Nov. 15, 1948	
				Total employees <sup>1</sup>	Full workweek employees
RETAIL TRADE, total.....	70	3,221	63	145	118
Food group.....	Included with "All other retail stores"				
Eating and drinking places.....	11	306	13	37	33
Gasoline service stations.....	13	395	11	16	9
All other retail stores.....	46	2,520	39	92	76
WHOLESALE TRADE.....	6	550	5	4	x
SELECTED SERVICE TRADES, <sup>2/</sup> total..	17	123	16	7	6
Personal services.....	11	63	10	3	2
All other service trades.....	6	60	6	4	4

x. Not available.

<sup>1/</sup> Includes employees paid for less than the full workweek.

<sup>2/</sup> See General Description on last page for changes from the 1939 Census of Business in the coverage of Service Trades.

## GENERAL DESCRIPTION OF PRELIMINARY RELEASES FOR THE 1948 CENSUS OF BUSINESS

This series of releases, of which one is planned for each county in the United States, presents preliminary results of the 1948 Census of Business. The information is based on reports submitted by business establishments for that Census. The figures shown are preliminary, and are subject to revision in the final Census publications, but the changes are expected to be relatively minor with respect to coverage. The final Census figures will be issued in a series of Business Census bulletins which will show additional detailed kind-of-business information for all places where there are a sufficient number of establishments.

The 1948 Census of Business was taken under the provision of the Act of June 19, 1948, which provides that the Business Census be taken for 1948 and for each fifth year thereafter. Previous Business Censuses were taken for the years 1929, 1933, 1935, and 1939.

*Scope of the Census.*—The 1948 Census of Business covered all establishments in the following trades, as defined by the Standard Industrial Classification Manual, May 1949 issue, of the Executive Office of the President: all retail trades; all wholesale trades; all service trades in the following four groups—personal services, business services, automobile repairs and services, and miscellaneous repair services; hotels; tourist courts and camps; and amusements, including motion picture theaters. Some important services not covered are radio broadcasting and television, medical and health, legal, educational, nonprofit, accounting, and domestic services.

This coverage is similar to that of the 1939 Business Census. However, "custom trades" and "services incidental to transportation," which are no longer included in the standard classification of the service trades, are not covered by the 1948 Census. In a number of localities, these exclusions as well as other changes in the standard classification may have a considerable effect in comparing

1948 with 1939 data, particularly with respect to establishment count.

*Establishment definition.*—For Census purposes, a business establishment is defined to include only enterprises conducted from a recognizable place of business, provided that the annual sales were in excess of \$5,000 for a wholesale trade establishment and \$500 for establishments in other trades. A detailed analysis of coverage will be provided in future Census of Business publications.

"Number of establishments" is the number of separate business locations, rather than the number of business companies or organizations, since the Census figures represent information reported separately for each business location or establishment. The establishment count reflects the number of places in business at the end of 1948 excluding administrative and executive offices of multiunit organizations, and "chain store" warehouses.

*Sales and receipts.*—"1948 sales and receipts" represents sales of merchandise and receipts from repairs and other services to customers. The figures reflect deductions for returned goods and allowances, but not for trade-in allowances; they exclude sales and excise taxes collected from customers and paid directly to any taxing agency.

*Proprietors.*—"Active proprietors..." represents owners and partners of unincorporated businesses who devoted the major portion of their time to the business in November 1948.

*Employment.*—"Number of paid employees..." represents all employees on the pay roll for the pay period ending nearest November 15, 1948. "Full workweek" employees, whether regular or seasonal, are those who in the November 15 pay period were paid for working at least the number of hours typically worked in a week by employees of the reporting establishment.

# 1948 CENSUS OF BUSINESS

RETAIL, WHOLESALE, SERVICE TRADES

U. S. DEPARTMENT OF COMMERCE  
BUREAU OF THE CENSUS

## PRELIMINARY

For Release March 30, 1950

Release Series BC-1P-43-002

### BOX ELDER COUNTY, UTAH

Retail, wholesale, and service establishments located in Box Elder County, Utah, showed a substantial expansion in dollar volume of trade from 1939 to 1948 according to preliminary figures from the 1948 Census of Business released today by the Bureau of the Census, U. S. Department of Commerce.

Retail sales in the county during 1948 aggregated \$16.7 million, an increase of 288 percent over the \$4.3 million in 1939, when the preceding Census of Business was taken. Wholesale sales in the county reached a total of \$4.7 million in 1948 as compared with \$2.5 million in 1939. The service trades included in the Census of Business recorded receipts totaling \$617,000 in 1948 compared with \$159,000 in 1939.

Employment in the county also rose over the 9-year period between 1939 and 1948 for the above trades. Establishments in these trades reported a combined total of 806 paid employees for the workweek ended nearest November 15, 1948. This compared with a total of 551 employees reported for the week of November 15, 1939.

These preliminary figures have been derived from a Census report on Box Elder County, Utah, which also includes data for the city of Brigham. Final figures, superseding the preliminary data for Box Elder County, will be included in a Bulletin for the State of Utah to be issued in several months. Similar data will be made available this year in preliminary and final form for each of the counties and States. A single copy of the preliminary release for Box Elder County as well as an order blank for other area releases may be obtained by writing to the Bureau of the Census, Washington 25, D. C.

Table 1.—CENSUS OF BUSINESS PRELIMINARY RESULTS FOR 1948, BY TRADE GROUP  
BOX ELDER COUNTY, UTAH

Trade group and kind of business	Number of establishments	1948 sales and receipts (Thousand dollars)	Active proprietors of unincorporated businesses Nov. 1948	Paid employees, workweek ended nearest Nov. 15, 1948	
				Total employees <sup>1</sup>	Full workweek employees
RETAIL TRADE, total.....	263	16,714	255	688	554
Food group.....	48	2,745	53	96	66
Eating and drinking places.....	41	951	50	113	101
General merchandise grp, general stores	12	1,106	4	85	49
Apparel group.....	13	539	10	27	21
Furniture-home furnishings-appliance grp	13	604	16	20	17
Automotive group.....	19	3,820	25	118	114
Gasoline service stations.....	54	1,611	49	48	37
Lumber-building-hardware group.....	26	3,486	22	112	95
Drug and proprietary stores.....	5	339	5	17	14
All other retail stores.....	32	1,513	21	52	40
WHOLESALE TRADE, total.....	26	4,675	20	48	x
Merchant wholesalers.....	8	1,060	4	18	x
Other wholesale.....	18	3,615	16	30	x
SELECTED SERVICE TRADES, <sup>2/</sup> total.....	54	617	60	70	66
Personal services.....	31	395	35	53	50
All other service trades.....	23	222	25	17	16
TOURIST COURTS AND CAMPS.....	10	86	7	3	2
AMUSEMENTS.....	7	197	5	43	x

x Not available.

<sup>1/</sup> Includes employees paid for less than the full workweek.

<sup>2/</sup> See General Description on last page for changes from the 1939 Census of Business in the coverage of Service Trades.

Table 2.—CENSUS OF BUSINESS PRELIMINARY RESULTS FOR 1948 FOR CITIES OF 2,500 INHABITANTS OR MORE

## BOX ELDER COUNTY, UTAH

(Data omitted for trade groups where necessary to avoid disclosure)

City and trade group <sup>1</sup>	Number of establishments	1948 sales and receipts (Thousand dollars)	Active proprietors of unincorporated businesses Nov. 1948	Paid employees, workweek ended nearest Nov. 15, 1948	
				Total employees <sup>2</sup>	Full workweek employees
Brigham:					
Retail trade.....	112	7,449	113	349	275
Selected service trades...	33	408	38	51	51
Remainder of county:					
Retail trade.....	151	9,265	142	339	279
Selected service trades...	21	209	22	19	15

1/ See General Description on this page for changes from the 1939 Census of Business in the coverage of Service Trades.

2/ Includes employees paid for less than the full workweek.

## GENERAL DESCRIPTION OF PRELIMINARY RELEASES FOR THE 1948 CENSUS OF BUSINESS

This series of releases, of which one is planned for each county in the United States, presents preliminary results of the 1948 Census of Business. The information is based on reports submitted by business establishments for that Census. The figures shown are preliminary, and are subject to revision in the final Census publications, but the changes are expected to be relatively minor with respect to coverage. The final Census figures will be issued in a series of Business Census bulletins which will show additional detailed kind-of-business information for all places where there are a sufficient number of establishments.

The 1948 Census of Business was taken under the provision of the Act of June 19, 1948, which provides that the Business Census be taken for 1948 and for each fifth year thereafter. Previous Business Censuses were taken for the years 1929, 1933, 1935, and 1939.

**Scope of the Census.**—The 1948 Census of Business covered all establishments in the following trades, as defined by the Standard Industrial Classification Manual, May 1949 issue, of the Executive Office of the President: all retail trades; all wholesale trades; all service trades in the following four groups—personal services, business services, automobile repairs and services, and miscellaneous repair services; hotels; tourist courts and camps; and amusements, including motion picture theaters. Some important services not covered are radio broadcasting and television, medical and health, legal, educational, nonprofit, accounting, and domestic services.

This coverage is similar to that of the 1939 Business Census. However, "custom trades" and "services incidental to transportation," which are no longer included in the standard classification of the service trades, are not covered by the 1948 Census. In a number of localities, these exclusions as well as

other changes in the standard classification may have a considerable effect in comparing 1948 with 1939 data, particularly with respect to establishment count.

**Establishment definition.**—For Census purposes, a business establishment is defined to include only enterprises conducted from a recognizable place of business, provided that the annual sales were in excess of \$5,000 for a wholesale trade establishment and \$500 for establishments in other trades. A detailed analysis of coverage will be provided in future Censuses of Business publications.

"Number of establishments" is the number of separate business locations, rather than the number of business companies or organizations, since the Census figures represent information reported separately for each business location or establishment. The establishment count reflects the number of places in business at the end of 1948 excluding administrative and executive offices of multinit organizations, and "chain store" warehouses.

**Sales and receipts.**—"1948 sales and receipts" represents sales of merchandise and receipts from repairs and other services to customers. The figures reflect deductions for returned goods and allowances, but not for trade-in allowances; they exclude sales and excise taxes collected from customers and paid directly to any taxing agency.

**Proprietors.**—"Active proprietors..." represents owners and partners of unincorporated businesses who devoted the major portion of their time to the business in November 1948.

**Employment.**—"Number of paid employees..." represents all employees on the pay roll for the pay period ending nearest November 15, 1948. "Full workweek" employees, whether regular or seasonal, are those who in the November 15 pay period were paid for working at least the number of hours typically worked in a week by employees of the reporting establishment.



# 1948 CENSUS OF BUSINESS

RETAIL, WHOLESALE, SERVICE TRADES

U. S. DEPARTMENT OF COMMERCE  
BUREAU OF THE CENSUS

## PRELIMINARY

For Release March 30, 1950

Release Series BC-1P-43-003

### CACHE COUNTY, UTAH

Retail, wholesale, and service establishments located in Cache County, Utah, showed a substantial expansion in dollar volume of trade from 1939 to 1948 according to preliminary figures from the 1948 Census of Business released today by the Bureau of the Census, U. S. Department of Commerce.

Retail sales in the county during 1948 aggregated \$28.0 million, an increase of 237 percent over the \$8.3 million in 1939, when the preceding Census of Business was taken. Wholesale sales in the county reached a total of \$5.5 million in 1948 as compared with \$3.4 million in 1939. The service trades included in the Census of Business recorded receipts totaling \$1.0 million in 1948 compared with \$0.4 million in 1939.

Employment in the county also rose over the 9-year period between 1939 and 1948 for the above trades. Establishments in these trades reported a combined total of 1,954 paid employees for the workweek ended nearest November 15, 1948. This compared with a total of 1,249 employees reported for the week of November 15, 1939.

These preliminary figures have been derived from a Census report on Cache County, Utah, which also includes data for the city of Logan. Final figures, superseding the preliminary data for Cache County, will be included in a Bulletin for the State of Utah to be issued in several months. Similar data will be made available this year in preliminary and final form for each of the counties and States. A single copy of the preliminary release for Cache County as well as an order blank for other area releases may be obtained by writing to the Bureau of the Census, Washington 25, D. C.

Table 1.—CENSUS OF BUSINESS PRELIMINARY RESULTS FOR 1948, BY TRADE GROUP  
CACHE COUNTY, UTAH

Trade group and kind of business	Number of establishments	1948 sales and receipts (Thousand dollars)	Active proprietors of unincorporated businesses Nov. 1948	Paid employees, workweek ended nearest Nov. 15, 1948	
				Total employees <sup>1</sup>	Full workweek employees
RETAIL TRADE, total.....	342	27,979	320	1,674	1,194
Food group.....	68	4,677	69	164	94
Eating and drinking places.....	41	1,318	42	235	186
General merchandise grp, general stores.	13	4,040	9	294	221
Apparel group.....	21	1,432	19	141	83
Furniture-home furnishgs-appliance grp.	20	1,537	18	72	63
Automotive group.....	23	4,924	22	201	181
Gasoline service stations.....	52	1,399	52	50	39
Lumber-building-hardware group.....	37	3,951	33	181	162
Drug and proprietary stores.....	11	926	6	75	54
All other retail stores.....	56	3,775	50	261	111
WHOLESALE TRADE, total.....	31	5,521	28	113	x
Merchant wholesalers.....	15	2,939	16	87	x
Other wholesale.....	16	2,582	12	26	x
SELECTED SERVICE TRADES, <sup>2/</sup> total.....	91	1,038	102	167	134
Personal services.....	51	685	57	136	109
All other service trades.....	40	353	45	31	25

x Not available.

<sup>1/</sup> Includes employees paid for less than the full workweek.

<sup>2/</sup> See General Description on last page for changes from the 1939 Census of Business in the coverage of Service Trades.



Table 2.—CENSUS OF BUSINESS PRELIMINARY RESULTS FOR 1948 FOR CITIES OF 2,500 INHABITANTS OR MORE

## CACHE COUNTY, UTAH

(Data omitted for trade groups where necessary to avoid disclosure)

City and trade group <sup>1</sup>	Number of establishments	1948 sales and receipts (Thousand dollars)	Active proprietors of unincorporated businesses Nov. 1948	Paid employees, workweek ended nearest Nov. 15, 1948	
				Total employees <sup>2</sup>	Full workweek employees
Logan:					
Retail trade.....	203	22,342	184	1,357	1,045
Wholesale trade.....	21	3,619	19	79	x
Selected service trades.....	50	720	55	140	113
Remainder of county:					
Retail trade.....	139	5,637	136	317	149
Wholesale trade <sup>3</sup> /.....	10	1,902	9	34	x
Selected service trades.....	41	318	47	27	21

x Not available.

<sup>1</sup>/ See General Description on this page for changes from the 1939 Census of Business in the coverage of Service Trades.

<sup>2</sup>/ Includes employees paid for less than the full workweek.

<sup>3</sup>/ Includes figures for establishments not located in cities of 5,000 inhabitants or more.

## GENERAL DESCRIPTION OF PRELIMINARY RELEASES FOR THE 1948 CENSUS OF BUSINESS

This series of releases, of which one is planned for each county in the United States, presents preliminary results of the 1948 Census of Business. The information is based on reports submitted by business establishments for that Census. The figures shown are preliminary, and are subject to revision in the final Census publications, but the changes are expected to be relatively minor with respect to coverage. The final Census figures will be issued in a series of Business Census bulletins which will show additional detailed kind-of-business information for all places where there are a sufficient number of establishments.

The 1948 Census of Business was taken under the provision of the Act of June 19, 1948, which provides that the Business Census be taken for 1948 and for each fifth year thereafter. Previous Business Censuses were taken for the years 1929, 1933, 1935, and 1939.

**Scope of the Census.**—The 1948 Census of Business covered all establishments in the following trades, as defined by the Standard Industrial Classification Manual, May 1949 issue, of the Executive Office of the President: all retail trades; all wholesale trades; all service trades in the following four groups—personal services, business services, automobile repairs and services, and miscellaneous repair services; hotels; tourist courts and camps; and amusements, including motion picture theaters. Some important services not covered are radio broadcasting and television, medical and health, legal, educational, nonprofit, accounting, and domestic services.

This coverage is similar to that of the 1939 Business Census. However, "custom trades" and "services incidental to transportation," which are no longer included in the standard classification of the service trades, are not covered by the 1948 Census. In a number of localities, these exclusions as well as

other changes in the standard classification may have a considerable effect in comparing 1948 with 1939 data, particularly with respect to establishment count.

**Establishment definition.**—For Census purposes, a business establishment is defined to include only enterprises conducted from a recognizable place of business, provided that the annual sales were in excess of \$5,000 for a wholesale trade establishment and \$500 for establishments in other trades. A detailed analysis of coverage will be provided in future Census of Business publications.

"Number of establishments" is the number of separate business locations, rather than the number of business companies or organizations, since the Census figures represent information reported separately for each business location or establishment. The establishment count reflects the number of places in business at the end of 1948 excluding administrative and executive offices of multinit organizations, and "chain store" warehouses.

**Sales and receipts.**—"1948 sales and receipts" represents sales of merchandise and receipts from repairs and other services to customers. The figures reflect deductions for returned goods and allowances, but not for trade-in allowances; they exclude sales and excise taxes collected from customers and paid directly to any taxing agency.

**Proprietors.**—"Active proprietors..." represents owners and partners of unincorporated businesses who devoted the major portion of their time to the business in November 1948.

**Employment.**—"Number of paid employees..." represents all employees on the pay roll for the pay period ending nearest November 15, 1948. "Full workweek" employees, whether regular or seasonal, are those who in the November 15 pay period were paid for working at least the number of hours typically worked in a week by employees of the reporting establishment.

# 1948 CENSUS OF BUSINESS

## PRELIMINARY

Release Series BC-1P-23-052

For Release March 30, 1950

NOXUBEE COUNTY, MISS.

Retail, wholesale, and service establishments located in Noxubee County, Mississippi, showed a substantial expansion in dollar volume of trade from 1939 to 1948 according to preliminary figures from the 1948 Census of Business released today by the Bureau of the Census, U. S. Department of Commerce.

Retail sales in the county during 1948 aggregated \$6.8 million, an increase of 209 percent over the \$2.2 million in 1939, when the preceding Census of Business was taken. Wholesale sales in the county reached a total of \$5.3 million in 1948 as compared with \$1.9 million in 1939. The service trades included in the Census of Business recorded receipts totaling \$199,000 in 1948 compared with \$55,000 in 1939.

Employment in the county also rose over the 9-year period between 1939 and 1948 for the above trades. Establishments in these trades reported a combined total of 447 paid employees for the workweek ended nearest November 15, 1948. This compared with a total of 280 employees reported for the week of November 15, 1939.

These preliminary figures have been derived from a Census report on Noxubee County, Mississippi. Final figures, superseding the preliminary data for Noxubee County, will be included in a Bulletin for the State of Mississippi to be issued in several months. Similar data will be made available this year in preliminary and final form for each of the counties and States. A single copy of the preliminary release for Noxubee County as well as an order blank for other area releases may be obtained by writing to the Bureau of the Census, Washington 25, D.C.

Table 1.—CENSUS OF BUSINESS PRELIMINARY RESULTS FOR 1948, BY TRADE GROUP  
NOXUBEE COUNTY, MISS.

Trade group and kind of business	Number of establishments	1948 sales (Thousand dollars)	Active proprietors of unincorporated businesses Nov. 1948	Paid employees, workweek ended nearest Nov. 15, 1948	
				Total employees <sup>1</sup>	Full workweek employees
RETAIL TRADE, total.....	145	6,773	131	314	258
Food group.....	53	1,264	49	40	26
Eating and drinking places.....	11	95	11	23	18
Gasoline service stations.....	11	261	11	19	15
All other retail stores.....	70	5,153	60	232	199
WHOLESALE TRADE.....	14	5,276	14	70	x
SELECTED SERVICE TRADES, <sup>2</sup> /total.	25	199	25	63	54
Personal services.....	15	140	15	52	43
All other service trades.....	10	59	10	11	11

x Not available.

<sup>1</sup> Includes employees paid for less than the full workweek.

<sup>2</sup> See General Description on last page for changes from the 1939 Census of Business in the coverage of Service Trades.

# 1948 CENSUS OF BUSINESS

RETAIL, WHOLESALE, SERVICE TRADES

U. S. DEPARTMENT OF COMMERCE  
BUREAU OF THE CENSUS

## PRELIMINARY

For Release April 6, 1950

Release Series BC-1P-43-004

### CARBON COUNTY, UTAH

Retail, wholesale, and service establishments located in Carbon County, Utah, showed a substantial expansion in dollar volume of trade from 1939 to 1948 according to preliminary figures from the 1948 Census of Business released today by the Bureau of the Census, U. S. Department of Commerce.

Retail sales in the county during 1948 aggregated \$21.2 million, an increase of 237 percent over the \$6.3 million in 1939, when the preceding Census of Business was taken. Wholesale sales in the county reached a total of \$7.8 million in 1948 compared with \$2.7 million in 1939. The service trades included in the Census of Business recorded receipts totaling \$687,000 in 1948 compared with \$185,000 in 1939.

Employment in the county also rose over the 9-year period between 1939 and 1948 for the above trades. Establishments in these trades reported a combined total of 1,094 paid employees for the workweek ended nearest November 15, 1948. This compared with a total of 624 employees reported for the week of November 15, 1939.

These preliminary figures have been derived from a Census report on Carbon County, Utah, which also includes data for the cities of Helper and Price. Final figures, superseding the preliminary data for Carbon County, will be included in a Bulletin for the State of Utah to be issued in several months. Similar data will be made available this year in preliminary and final form for each of the counties and States. A single copy of the preliminary release for Carbon County as well as an order blank for other area releases may be obtained by writing to the Bureau of the Census, Washington 25, D. C.

49282

Table 1.—CENSUS OF BUSINESS PRELIMINARY RESULTS FOR 1948, BY TRADE GROUP  
CARBON COUNTY, UTAH

Trade group and kind of business	Number of establishments	1948 sales and receipts (Thousand dollars)	Active proprietors of unincorporated businesses Nov. 1948	Paid employees, workweek ended nearest Nov. 15, 1948	
				Total employees <sup>1</sup>	Full workweek employees
RETAIL TRADE, total.....	264	21,241	284	904	728
Food group.....	47	4,200	57	106	70
Eating and drinking places.....	74	1,471	90	146	114
General merchandise grp, general stores.....	19	4,579	11	253	212
Apparel group.....	12	430	12	26	20
Furniture-home furnishgs-appliance grp.....	13	1,183	9	51	45
Automotive group.....	16	3,968	24	122	107
Gasoline service stations.....	35	1,429	40	45	38
Lumber-building-hardware group.....	15	1,372	13	68	54
Drug and proprietary stores.....	7	470	4	35	23
All other retail stores.....	26	2,139	24	52	45
WHOLESALE TRADE, total.....	28	7,768	19	90	x
Merchant wholesalers.....	19	6,212	11	81	x
Other wholesale.....	9	1,556	8	9	x
SELECTED SERVICE TRADES, <sup>2/</sup> total.....	51	687	54	100	88
Personal services.....	35	389	34	71	60
All other service trades.....	16	298	20	29	28
HOTELS.....	19	130	21	17	8
TOURIST COURTS AND CAMPS.....	11	140	7	14	12

x Not available.

<sup>1/</sup> Includes employees paid for less than the full workweek.

<sup>2/</sup> See General Description on last page for changes from the 1939 Census of Business in the coverage of Service Trades.

Table 2.—CENSUS OF BUSINESS PRELIMINARY RESULTS FOR 1948 FOR CITIES OF 2,500 INHABITANTS OR MORE

## CARBON COUNTY, UTAH

(Data omitted for trade groups where necessary to avoid disclosure)

City and trade group <sup>1</sup>	Number of establishments	1948 sales and receipts (Thousand dollars)	Active proprietors of unincorporated businesses Nov. 1948	Paid employees, workweek ended nearest Nov. 15, 1948	
				Total employees <sup>2</sup>	Full workweek employees
<b>Helper:</b>					
Retail trade.....	69	3,949	78	185	139
Selected service trades....	18	126	19	29	24
Hotels.....	9	33	11	2	-
<b>Price:</b>					
Retail trade.....	127	12,850	131	540	441
Wholesale trade.....	19	3,982	15	57	x
Selected service trades....	24	444	24	58	51
Hotels.....	10	97	10	15	8
<b>Remainder of county:<sup>3/</sup></b>					
Retail trade.....	68	4,442	75	179	148
Wholesale trade.....	9	3,786	4	33	x
Selected service trades....	9	117	11	13	13

x Not available.

<sup>1/</sup> See General Description on this page for changes from the 1939 Census of Business in the coverage of Service Trades.

<sup>2/</sup> Includes employees paid for less than the full workweek.

<sup>3/</sup> Includes figures for establishments, other than wholesale, not located in cities of 2,500 inhabitants or more, and wholesale establishments not located in cities of 5,000 inhabitants or more.

## GENERAL DESCRIPTION OF PRELIMINARY RELEASES FOR THE 1948 CENSUS OF BUSINESS

This series of releases, of which one is planned for each county in the United States, presents preliminary results of the 1948 Census of Business. The information is based on reports submitted by business establishments for that Census. The figures shown are preliminary, and are subject to revision in the final Census publications, but the changes are expected to be relatively minor with respect to coverage. The final Census figures will be issued in a series of Business Census bulletins which will show additional detailed kind-of-business information for all places where there are a sufficient number of establishments.

The 1948 Census of Business was taken under the provision of the Act of June 19, 1948, which provides that the Business Census be taken for 1948 and for each fifth year thereafter. Previous Business Censuses were taken for the years 1929, 1933, 1935, and 1939.

*Scope of the Census.*—The 1948 Census of Business covered all establishments in the following trades, as defined by the Standard Industrial Classification Manual, May 1949 issue, of the Executive Office of the President: all retail trades; all wholesale trades; all service trades in the following four groups—personal services, business services, automobile repairs and services, and miscellaneous repair services; hotels; tourist courts and camps; and amusements, including motion picture theaters. Some important services not covered are radio broadcasting and television, medical and health, legal, educational, nonprofit, accounting, and domestic services.

This coverage is similar to that of the 1939 Business Census. However, "custom trades" and "services incidental to transportation," which are no longer included in the standard classification of the service trades, are not covered by the 1948 Census. In a number of localities, these exclusions as well as other changes in the standard classification may have

a considerable effect in comparing 1948 with 1939 data, particularly with respect to establishment count.


*Establishment definition.*—For Census purposes, a business establishment is defined to include only enterprises conducted from a recognizable place of business, provided that the annual sales were in excess of \$5,000 for a wholesale trade establishment and \$500 for establishments in other trades. A detailed analysis of coverage will be provided in future Census of Business publications.

"Number of establishments" is the number of separate business locations, rather than the number of business companies or organizations, since the Census figures represent information reported separately for each business location or establishment. The establishment count reflects the number of places in business at the end of 1948 excluding administrative and executive offices of multiunit organizations, and "chain store" warehouses.

*Sales and receipts.*—"1948 sales and receipts" represents sales of merchandise and receipts from repairs and other services to customers. The figures reflect deductions for returned goods and allowances, but not for trade-in allowances; they exclude sales and excise taxes collected from customers and paid directly to any taxing agency.

*Proprietors.*—"Active proprietors..." represents owners and partners of unincorporated businesses who devoted the major portion of their time to the business in November 1948.

*Employment.*—"Number of paid employees..." represents all employees on the pay roll for the pay period ending nearest November 15, 1948. "Full workweek" employees, whether regular or seasonal, are those who in the November 15 pay period were paid for working at least the number of hours typically worked in a week by employees of the reporting establishment.



# 1948 CENSUS OF BUSINESS

RETAIL, WHOLESALE, SERVICE TRADES

U. S. DEPARTMENT OF COMMERCE  
BUREAU OF THE CENSUS

## PRELIMINARY

For Release March 27, 1950

Release Series BC-1P-43-005


### DAGGETT COUNTY, UTAH

Retail establishments located in Daggett County, Utah, showed an expansion in dollar volume of trade from 1939 to 1948 according to preliminary figures released today by the Bureau of the Census, U. S. Department of Commerce.

Four retail establishments reported 1948 sales aggregating \$103,000, an increase of 61 percent over the \$64,000 reported by six establishments in 1939, when the preceding Census of Business was taken.

Retail establishments reported two active proprietors of unincorporated businesses in 1948 as compared with four proprietors in 1939. Four paid employees were reported for the workweek ended nearest November 15, 1948. Of these, three worked the full workweek, and one worked part of the week. Four full-time paid employees were reported for 1939.

These preliminary figures have been derived from a Census report on Daggett County, Utah. Final figures, superseding the preliminary data for Daggett County, will be included in a Bulletin for the State of Utah to be issued in several months. Similar data will be made available this year in preliminary and final form for each of the counties and States. A single copy of the preliminary release for Daggett County as well as an order blank for other area releases may be obtained by writing to the Bureau of the Census, Washington 25, D. C.





# 1948 CENSUS OF BUSINESS

RETAIL, WHOLESALE, SERVICE TRADES

U. S. DEPARTMENT OF COMMERCE  
BUREAU OF THE CENSUS

## PRELIMINARY

For Release March 27, 1950

Release Series BC-1P-43-006

### DAVIS COUNTY, UTAH

Retail, wholesale, and service establishments located in Davis County, Utah, showed a substantial expansion in dollar volume of trade from 1939 to 1948 according to preliminary figures from the 1948 Census of Business released today by the Bureau of the Census, U. S. Department of Commerce.

Retail sales in the county during 1948 aggregated \$15.8 million, an increase of 508 percent over the \$2.6 million in 1939, when the preceding Census of Business was taken. Wholesale sales in the county reached a total of \$18.2 million in 1948 as compared with \$1.4 million in 1939. The service trades included in the Census of Business recorded receipts totaling \$473,000 in 1948 compared with \$44,000 in 1939.

Employment in the county also rose over the 9-year period between 1939 and 1948 for the above trades. Establishments in these trades reported a combined total of 842 paid employees for the workweek ended nearest November 15, 1948. This compared with a total of 286 employees reported for the week of November 15, 1939.

These preliminary figures have been derived from a Census report on Davis County, Utah, which also includes data for the city of Bountiful. Final figures, superseding the preliminary data for Davis County, will be included in a Bulletin for the State of Utah to be issued in several months. Similar data will be made available this year in preliminary and final form for each of the counties and States. A single copy of the preliminary release for Davis County as well an order blank for other area releases may be obtained by writing to the Bureau of the Census, Washington 25, D. C.

Table 1.—CENSUS OF BUSINESS PRELIMINARY RESULTS FOR 1948, BY TRADE GROUP

### DAVIS COUNTY, UTAH

Trade group and kind of business	Number of establishments	1948 sales and receipts (Thousand dollars)	Active proprietors of unincorporated businesses Nov. 1948	Paid employees, workweek ended nearest Nov. 15, 1948	
				Total employees <sup>1</sup>	Full workweek employees
RETAIL TRADE, total.....	226	15,781	240	684	517
Food group.....	53	5,019	65	174	113
Eating and drinking places.....	48	1,189	61	109	73
Apparel group.....	6	264	6	14	8
Furniture-home furnishings, appliance group.....	16	780	17	28	22
Automotive group.....	16	1,679	9	60	58
Gasoline service stations.....	35	2,501	37	87	68
Lumber-building-hardware group.	19	2,035	14	97	86
Drug and proprietary stores....	6	443	4	34	21
All other retail stores.....	27	1,871	27	81	68
WHOLESALE TRADE.....	18	18,227	12	101	x
SELECTED SERVICE TRADES, <sup>2/</sup> total.	64	473	69	57	50
Personal services.....	37	237	37	41	35
All other service trades.....	27	236	32	16	15
TOURIST COURTS AND CAMPS.....	5	32	8	1	1

x Not available

<sup>1/</sup> Includes employees paid for less than the full workweek.

<sup>2/</sup> See General Description on last page for changes from the 1939 Census of Business in the coverage of Service Trades.

Table 2.—CENSUS OF BUSINESS PRELIMINARY RESULTS FOR 1948 FOR CITIES OF 2,500 INHABITANTS OR MORE

DAVIS COUNTY, UTAH

(Data omitted for trade groups where necessary to avoid disclosure)

City and trade group <sup>1</sup>	Number of establishments	1948 sales and receipts (Thousand dollars)	Active proprietors of unincorporated businesses Nov. 1948	Paid employees, workweek ended nearest Nov. 15, 1948	
				Total employees <sup>2</sup>	Full workweek employees
Bountiful:					
Retail trade.....	56	5,072	54	213	163
Selected service trades....	24	180	25	26	25
Remainder of county:					
Retail trade.....	170	10,709	186	471	354
Selected service trades....	40	293	44	31	25

1/ See General Description on this page for changes from the 1939 Census of Business in the coverage of Service Trades.

2/ Includes employees paid for less than the full workweek.

GENERAL DESCRIPTION OF PRELIMINARY RELEASES FOR THE 1948 CENSUS OF BUSINESS

This series of releases, of which one is planned for each county in the United States, presents preliminary results of the 1948 Census of Business. The information is based on reports submitted by business establishments for that Census. The figures shown are preliminary, and are subject to revision in the final Census publications, but the changes are expected to be relatively minor with respect to coverage. The final Census figures will be issued in a series of Business Census bulletins which will show additional detailed kind-of-business information for all places where there are a sufficient number of establishments.

The 1948 Census of Business was taken under the provision of the Act of June 19, 1948, which provides that the Business Census be taken for 1948 and for each fifth year thereafter. Previous Business Censuses were taken for the years 1929, 1933, 1935, and 1939.

**Scope of the Census.**—The 1948 Census of Business covered all establishments in the following trades, as defined by the Standard Industrial Classification Manual, May 1949 issue, of the Executive Office of the President: all retail trades; all wholesale trades; all service trades in the following four groups—personal services, business services, automobile repairs and services, and miscellaneous repair services; hotels; tourist courts and camps; and amusements, including motion picture theaters. Some important services not covered are radio broadcasting and television, medical and health, legal, educational, nonprofit, accounting, and domestic services.

This coverage is similar to that of the 1939 Business Census. However, "custom trades" and "services incidental to transportation," which are no longer included in the standard classification of the service trades, are not covered by the 1948 Census. In a number of localities, these exclusions as well as other changes in the standard classification may have

a considerable effect in comparing 1948 with 1939 data, particularly with respect to establishment count.

**Establishment definition.**—For Census purposes, a business establishment is defined to include only enterprises conducted from a recognizable place of business, provided that the annual sales were in excess of \$5,000 for a wholesale trade establishment and \$500 for establishments in other trades. A detailed analysis of coverage will be provided in future Census of Business publications.

"Number of establishments" is the number of separate business locations, rather than the number of business companies or organizations, since the Census figures represent information reported separately for each business location or establishment. The establishment count reflects the number of places in business at the end of 1948 excluding administrative and executive offices of multiunit organizations, and "chain store" warehouses.

**Sales and receipts.**—"1948 sales and receipts" represents sales of merchandise and receipts from repairs and other services to customers. The figures reflect deductions for returned goods and allowances, but not for trade-in allowances; they exclude sales and excise taxes collected from customers and paid directly to any taxing agency.

**Proprietors.**—"Active proprietors..." represents owners and partners of unincorporated businesses who devoted the major portion of their time to the business in November 1948.

**Employment.**—"Number of paid employees..." represents all employees on the pay roll for the pay period ending nearest November 15, 1948. "Full workweek" employees, whether regular or seasonal, are those who in the November 15 pay period were paid for working at least the number of hours typically worked in a week by employees of the reporting establishment.

# 1948 CENSUS OF BUSINESS

RETAIL, WHOLESALE, SERVICE TRADES

U. S. DEPARTMENT OF COMMERCE  
BUREAU OF THE CENSUS

## PRELIMINARY

For Release March 27, 1950

Release Series BC-1P-43-007

### DUCHESNE COUNTY, UTAH

Retail, wholesale, and service establishments located in Duchesne County, Utah, showed a substantial expansion in dollar volume of trade from 1939 to 1948 according to preliminary figures from the 1948 Census of Business released today by the Bureau of the Census, U. S. Department of Commerce.

Retail sales in the county during 1948 aggregated \$5.5 million, an increase of 323 percent over the \$1.3 million in 1939, when the preceding Census of Business was taken. Wholesale sales in the county reached a total of \$1.0 million in 1948 as compared with \$0.4 million in 1939. The service trades included in the Census of Business recorded receipts totaling \$202,000 in 1948 compared with \$43,000 in 1939.

Employment in the county also rose over the 9-year period between 1939 and 1948 for the above trades. Establishments in these trades reported a combined total of 274 paid employees for the workweek ended nearest November 15, 1948. This compared with a total of 144 employees reported for the week of November 15, 1939.

These preliminary figures have been derived from a Census report on Duchesne County, Utah. Final figures, superseding the preliminary data for Duchesne County, will be included in a Bulletin for the State of Utah to be issued in several months. Similar data will be made available this year in preliminary and final form for each of the counties and States. A single copy of the preliminary release for Duchesne County as well as an order blank for other area releases may be obtained by writing to the Bureau of the Census, Washington 25, D. C.

Table 1.—CENSUS OF BUSINESS PRELIMINARY RESULTS FOR 1948, BY TRADE GROUP  
DUCHESNE COUNTY, UTAH

Trade group and kind of business	Number of establishments	1948 sales and receipts (Thousand dollars)	Active proprietors of unincorporated businesses Nov. 1948	Paid employees, workweek ended nearest Nov. 15, 1948	
				Total employees <sup>1</sup>	Full workweek employees
RETAIL TRADE, total.....	95	5,518	86	245	192
Food group.....	14	1,007	14	20	15
Eating and drinking places.....	16	277	16	47	39
Gasoline service stations.....	23	734	23	35	14
All other retail stores.....	42	3,500	33	143	124
WHOLESALE TRADE.....	6	1,008	6	11	x
SELECTED SERVICE TRADES <sup>2/</sup> .....	30	202	30	18	18
HOTELS.....	7	37	5	3	3
TOURIST COURTS AND CAMPS.....	9	90	11	4	4

x Not available.

<sup>1/</sup> Includes employees paid for less than the full workweek.

<sup>2/</sup> See General Description on last page for changes from the 1939 Census of Business in the coverage of Service Trades.

GENERAL DESCRIPTION OF PRELIMINARY RELEASES FOR THE  
1948 CENSUS OF BUSINESS

This series of releases, of which one is planned for each county in the United States, presents preliminary results of the 1948 Census of Business. The information is based on reports submitted by business establishments for that Census. The figures shown are preliminary, and are subject to revision in the final Census publications, but the changes are expected to be relatively minor with respect to coverage. The final Census figures will be issued in a series of Business Census bulletins which will show additional detailed kind-of-business information for all places where there are a sufficient number of establishments.

The 1948 Census of Business was taken under the provision of the Act of June 19, 1948, which provides that the Business Census be taken for 1948 and for each fifth year thereafter. Previous Business Censuses were taken for the years 1929, 1933, 1935, and 1939.

*Scope of the Census.*—The 1948 Census of Business covered all establishments in the following trades, as defined by the Standard Industrial Classification Manual, May 1949 issue, of the Executive Office of the President: all retail trades; all wholesale trades; all service trades in the following four groups—personal services, business services, automobile repairs and services, and miscellaneous repair services; hotels; tourist courts and camps; and amusements, including motion picture theaters. Some important services not covered are radio broadcasting and television, medical and health, legal, educational, nonprofit, accounting, and domestic services.

This coverage is similar to that of the 1939 Business Census. However, "custom trades" and "services incidental to transportation," which are no longer included in the standard classification of the service trades, are not covered by the 1948 Census. In a number of localities, these exclusions as well as other changes in the standard classification may have a considerable effect in comparing

1948 with 1939 data, particularly with respect to establishment count.

*Establishment definition.*—For Census purposes, a business establishment is defined to include only enterprises conducted from a recognizable place of business, provided that the annual sales were in excess of \$5,000 for a wholesale trade establishment and \$500 for establishments in other trades. A detailed analysis of coverage will be provided in future Census of Business publications.

"Number of establishments" is the number of separate business locations, rather than the number of business companies or organizations, since the Census figures represent information reported separately for each business location or establishment. The establishment count reflects the number of places in business at the end of 1948 excluding administrative and executive offices of multiunit organizations, and "chain store" warehouses.

*Sales and receipts.*—"1948 sales and receipts" represents sales of merchandise and receipts from repairs and other services to customers. The figures reflect deductions for returned goods and allowances, but not for trade-in allowances; they exclude sales and excise taxes collected from customers and paid directly to any taxing agency.

*Proprietors.*—"Active proprietors..." represents owners and partners of unincorporated businesses who devoted the major portion of their time to the business in November 1948.

*Employment.*—"Number of paid employees..." represents all employees on the pay roll for the pay period ending nearest November 15, 1948. "Full workweek" employees, whether regular or seasonal, are those who in the November 15 pay period were paid for working at least the number of hours typically worked in a week by employees of the reporting establishment.

# 1948 CENSUS OF BUSINESS

RETAIL, WHOLESALE, SERVICE TRADES

U. S. DEPARTMENT OF COMMERCE  
BUREAU OF THE CENSUS

## PRELIMINARY

For Release March 27, 1950

Release Series BC-1P-43-008

### EMERY COUNTY, UTAH

Retail and service establishments located in Emery County, Utah, showed a substantial expansion in dollar volume of trade from 1939 to 1948 according to preliminary figures from the 1948 Census of Business released today by the Bureau of the Census, U. S. Department of Commerce.

Retail sales in the county during 1948 aggregated \$2.1 million, an increase of 200 percent over the \$0.7 million in 1939, when the preceding Census of Business was taken. The service trades included in the Census of Business recorded receipts totaling \$60,000 in 1948 compared with \$20,000 in 1939.

Employment in the county also rose over the 9-year period between 1939 and 1948 for the above trades. Establishments in these trades reported a combined total of 80 paid employees for the workweek ended nearest November 15, 1948. This compared with a total of 55 employees reported for the week of November 15, 1939.

These preliminary figures have been derived from a Census report on Emery County, Utah. Final figures, superseding the preliminary data for Emery County, will be included in a Bulletin for the State of Utah to be issued in several months. Similar data will be made available this year in preliminary and final form for each of the counties and States. A single copy of the preliminary release for Emery County as well as an order blank for other area releases may be obtained by writing to the Bureau of the Census, Washington 25, D. C.

Table 1.—CENSUS OF BUSINESS PRELIMINARY RESULTS FOR 1948, BY TRADE GROUP

### EMERY COUNTY, UTAH.

Trade group and kind of business	Number of establishments	1948 sales and receipts (Thousand dollars)	Active proprietors of unincorporated businesses Nov. 1948	Paid employees, workweek ended nearest Nov. 15, 1948	
				Total employees <sup>1</sup>	Full workweek employees
RETAIL TRADE, total.....	80	2,058	87	71	49
Food group.....	13	299	15	3	2
Eating and drinking places.....	24	224	24	25	18
Gasoline service stations.....	19	453	21	11	6
All other retail stores.....	24	1,082	27	32	22
SELECTED SERVICE TRADES <sup>2</sup> /.....	9	60	9	9	9

<sup>1</sup>/ Includes employees paid for less than the full workweek.

<sup>2</sup>/ See General Description on last page for changes from the 1939 Census of Business in the coverage of Service Trades.

## GENERAL DESCRIPTION OF PRELIMINARY RELEASES FOR THE 1948 CENSUS OF BUSINESS

This series of releases, of which one is planned for each county in the United States, presents preliminary results of the 1948 Census of Business. The information is based on reports submitted by business establishments for that Census. The figures shown are preliminary, and are subject to revision in the final Census publications, but the changes are expected to be relatively minor with respect to coverage. The final Census figures will be issued in a series of Business Census bulletins which will show additional detailed kind-of-business information for all places where there are a sufficient number of establishments.

The 1948 Census of Business was taken under the provision of the Act of June 19, 1948, which provides that the Business Census be taken for 1948 and for each fifth year thereafter. Previous Business Censuses were taken for the years 1929, 1933, 1935, and 1939.

*Scope of the Census.*—The 1948 Census of Business covered all establishments in the following trades, as defined by the Standard Industrial Classification Manual, May 1949 issue, of the Executive Office of the President: all retail trades; all wholesale trades; all service trades in the following four groups—personal services, business services, automobile repairs and services, and miscellaneous repair services; hotels; tourist courts and camps; and amusements, including motion picture theaters. Some important services not covered are radio broadcasting and television, medical and health, legal, educational, nonprofit, accounting, and domestic services.

This coverage is similar to that of the 1939 Business Census. However, "custom trades" and "services incidental to transportation," which are no longer included in the standard classification of the service trades, are not covered by the 1948 Census. In a number of localities, these exclusions as well as other changes in the standard classification may have a considerable effect in comparing

1948 with 1939 data, particularly with respect to establishment count.

*Establishment definition.*—For Census purposes, a business establishment is defined to include only enterprises conducted from a recognizable place of business, provided that the annual sales were in excess of \$5,000 for a wholesale trade establishment and \$500 for establishments in other trades. A detailed analysis of coverage will be provided in future Census of Business publications.

"Number of establishments" is the number of separate business locations, rather than the number of business companies or organizations, since the Census figures represent information reported separately for each business location or establishment. The establishment count reflects the number of places in business at the end of 1948 excluding administrative and executive offices of multiunit organizations, and "chain store" warehouses.

*Sales and receipts.*—"1948 sales and receipts" represents sales of merchandise and receipts from repairs and other services to customers. The figures reflect deductions for returned goods and allowances, but not for trade-in allowances; they exclude sales and excise taxes collected from customers and paid directly to any taxing agency.

*Proprietors.*—"Active proprietors..." represents owners and partners of unincorporated businesses who devoted the major portion of their time to the business in November 1948.

*Employment.*—"Number of paid employees..." represents all employees on the pay roll for the pay period ending nearest November 15, 1948. "Full workweek" employees, whether regular or seasonal, are those who in the November 15 pay period were paid for working at least the number of hours typically worked in a week by employees of the reporting establishment.

# 1948 CENSUS OF BUSINESS

RETAIL, WHOLESALE, SERVICE TRADES

U. S. DEPARTMENT OF COMMERCE  
BUREAU OF THE CENSUS

## PRELIMINARY

For Release March 27, 1950

Release Series BC-1P-43-009

### GARFIELD COUNTY, UTAH

Retail establishment located in Garfield County, Utah, showed a substantial expansion in dollar volume of trade from 1939 to 1948 according to preliminary figures from the 1948 Census of Business released today by the Bureau of the Census, U. S. Department of Commerce.

Retail sales in the county during 1948 aggregated \$1.8 million, an increase of 260 percent over the \$0.5 million in 1939, when the preceding Census of Business was taken.

Employment in the county also rose over 9-year period between 1939 and 1948 for the above trade. Retail establishments reported a total of 90 paid employees for the workweek ended nearest November 15, 1948. This compared with a total of 42 employees reported for the week of November 15, 1939.

These preliminary figures have been derived from a Census report on Garfield County, Utah. Final figures, superseding the preliminary data for Garfield County, will be included in a Bulletin for the State of Utah to be issued in several months. Similar data will be made available this year in preliminary and final form for each of the counties and States. A single copy of the preliminary release for Garfield County as well as an order blank for other area releases may be obtained by writing to the Bureau of the Census, Washington 25, D. C.

Table 1.—CENSUS OF BUSINESS PRELIMINARY RESULTS FOR 1948, BY TRADE GROUP  
GARFIELD COUNTY, UTAH

Trade group and kind of business	Number of establishments	1948 sales and receipts (Thousand dollars)	Active proprietors of unincorporated businesses Nov. 1948	Paid employees, workweek ended nearest Nov. 15, 1948	
				Total employees <sup>1</sup>	Full workweek employees
RETAIL TRADE, total.....	67	1,846	62	90	69
Food group.....	8	202	7	3	2
Eating and drinking places....	13	201	15	34	24
Gasoline service stations.....	9	184	8	6	4
All other retail stores.....	37	1,259	32	47	39
TOURIST COURTS AND CAMPS.....	11	46	13	4	3

<sup>1</sup>/ Includes employees paid for less than the full workweek.

## GENERAL DESCRIPTION OF PRELIMINARY RELEASES FOR THE 1948 CENSUS OF BUSINESS

This series of releases, of which one is planned for each county in the United States, presents preliminary results of the 1948 Census of Business. The information is based on reports submitted by business establishments for that Census. The figures shown are preliminary, and are subject to revision in the final Census publications, but the changes are expected to be relatively minor with respect to coverage. The final Census figures will be issued in a series of Business Census bulletins which will show additional detailed kind-of-business information for all places where there are a sufficient number of establishments.

The 1948 Census of Business was taken under the provision of the Act of June 19, 1948, which provides that the Business Census be taken for 1948 and for each fifth year thereafter. Previous Business Censuses were taken for the years 1929, 1933, 1935, and 1939.

*Scope of the Census.*—The 1948 Census of Business covered all establishments in the following trades, as defined by the Standard Industrial Classification Manual, May 1949 issue, of the Executive Office of the President: all retail trades; all wholesale trades; all service trades in the following four groups—personal services, business services, automobile repairs and services, and miscellaneous repair services; hotels; tourist courts and camps; and amusements, including motion picture theaters. Some important services not covered are radio broadcasting and television, medical and health, legal, educational, nonprofit, accounting, and domestic services.

This coverage is similar to that of the 1939 Business Census. However, "custom trades" and "services incidental to transportation," which are no longer included in the standard classification of the service trades, are not covered by the 1948 Census. In a number of localities, these exclusions as well as other changes in the standard classification may have a considerable effect in comparing

1948 with 1939 data, particularly with respect to establishment count.

*Establishment definition.*—For Census purposes, a business establishment is defined to include only enterprises conducted from a recognizable place of business, provided that the annual sales were in excess of \$5,000 for a wholesale trade establishment and \$500 for establishments in other trades. A detailed analysis of coverage will be provided in future Census of Business publications.

"Number of establishments" is the number of separate business locations, rather than the number of business companies or organizations, since the Census figures represent information reported separately for each business location or establishment. The establishment count reflects the number of places in business at the end of 1948 excluding administrative and executive offices of multiunit organizations, and "chain store" warehouses.

*Sales and receipts.*—"1948 sales and receipts" represents sales of merchandise and receipts from repairs and other services to customers. The figures reflect deductions for returned goods and allowances, but not for trade-in allowances; they exclude sales and excise taxes collected from customers and paid directly to any taxing agency.

*Proprietors.*—"Active proprietors..." represents owners and partners of unincorporated businesses who devoted the major portion of their time to the business in November 1948.

*Employment.*—"Number of paid employees..." represents all employees on the pay roll for the pay period ending nearest November 15, 1948. "Full workweek" employees, whether regular or seasonal, are those who in the November 15 pay period were paid for working at least the number of hours typically worked in a week by employees of the reporting establishment.



# 1948 CENSUS OF BUSINESS

RETAIL, WHOLESALE, SERVICE TRADES

U. S. DEPARTMENT OF COMMERCE  
BUREAU OF THE CENSUS

## PRELIMINARY

For Release March 27, 1950

Release Series BC-1P-43-010

### GRAND COUNTY, UTAH

Retail establishments located in Grand County, Utah, showed a substantial expansion in dollar volume of trade from 1939 to 1948 according to preliminary figures from the 1948 Census of Business released today by the Bureau of the Census, U. S. Department of Commerce.

Retail sales in the county during 1948 aggregated \$951,000, an increase of 112 percent over the \$448,000 in 1939, when the preceding Census of Business was taken.

Employment in the county decreased over the 9-year period between 1939 and 1948 for the above trade. Retail establishments reported a total of 39 paid employees for the workweek ended nearest November 15, 1948. This compared with a total of 63 employees reported for the week of November 15, 1939.

These preliminary figures have been derived from a Census report on Grand County, Utah. Final figures, superseding the preliminary data for Grand County, will be included in a Bulletin for the State of Utah to be issued in several months. Similar data will be made available this year in preliminary and final form for each of the counties and States. A single copy of the preliminary release for Grand County as well as an order blank for other area releases may be obtained by writing to the Bureau of the Census, Washington 25, D. C.

Table 1.—CENSUS OF BUSINESS PRELIMINARY RESULTS FOR 1948, BY TRADE GROUP  
GRAND COUNTY, UTAH

Trade group and kind of business	Number of establishments	1948 sales and receipts (Thousand dollars)	Active proprietors of unincorporated businesses Nov. 1948	Paid employees, workweek ended nearest Nov. 15, 1948	
				Total employees <sup>1</sup>	Full workweek employees
RETAIL TRADE, total.....	28	951	27	39	39
Food group.....	8	349	6	10	10
Eating and drinking places.....	9	173	11	19	19
Gasoline service stations.....	Included in "All other retail stores"				
All other retail stores.....	11	429	10	10	10

<sup>1</sup>/ Includes employees paid for less than the full workweek.

## GENERAL DESCRIPTION OF PRELIMINARY RELEASES FOR THE 1948 CENSUS OF BUSINESS

This series of releases, of which one is planned for each county in the United States, presents preliminary results of the 1948 Census of Business. The information is based on reports submitted by business establishments for that Census. The figures shown are preliminary, and are subject to revision in the final Census publications, but the changes are expected to be relatively minor with respect to coverage. The final Census figures will be issued in a series of Business Census bulletins which will show additional detailed kind-of-business information for all places where there are a sufficient number of establishments.

The 1948 Census of Business was taken under the provision of the Act of June 19, 1948, which provides that the Business Census be taken for 1948 and for each fifth year thereafter. Previous Business Censuses were taken for the years 1929, 1933, 1935, and 1939.

*Scope of the Census.*—The 1948 Census of Business covered all establishments in the following trades, as defined by the Standard Industrial Classification Manual, May 1949 issue, of the Executive Office of the President: all retail trades; all wholesale trades; all service trades in the following four groups—personal services, business services, automobile repairs and services, and miscellaneous repair services; hotels; tourist courts and camps; and amusements, including motion picture theaters. Some important services not covered are radio broadcasting and television, medical and health, legal, educational, nonprofit, accounting, and domestic services.

This coverage is similar to that of the 1939 Business Census. However, "custom trades" and "services incidental to transportation," which are no longer included in the standard classification of the service trades, are not covered by the 1948 Census. In a number of localities, these exclusions as well as other changes in the standard classification may have a considerable effect in comparing

1948 with 1939 data, particularly with respect to establishment count.

*Establishment definition.*—For Census purposes, a business establishment is defined to include only enterprises conducted from a recognizable place of business, provided that the annual sales were in excess of \$5,000 for a wholesale trade establishment and \$500 for establishments in other trades. A detailed analysis of coverage will be provided in future Census of Business publications.

"Number of establishments" is the number of separate business locations, rather than the number of business companies or organizations, since the Census figures represent information reported separately for each business location or establishment. The establishment count reflects the number of places in business at the end of 1948 excluding administrative and executive offices of multiunit organizations, and "chain store" warehouses.

*Sales and receipts.*—"1948 sales and receipts" represents sales of merchandise and receipts from repairs and other services to customers. The figures reflect deductions for returned goods and allowances, but not for trade-in allowances; they exclude sales and excise taxes collected from customers and paid directly to any taxing agency.

*Proprietors.*—"Active proprietors..." represents owners and partners of unincorporated businesses who devoted the major portion of their time to the business in November 1948.

*Employment.*—"Number of paid employees..." represents all employees on the pay roll for the pay period ending nearest November 15, 1948. "Full workweek" employees, whether regular or seasonal, are those who in the November 15 pay period were paid for working at least the number of hours typically worked in a week by employees of the reporting establishment.

# 1948 CENSUS OF BUSINESS

RETAIL, WHOLESALE, SERVICE TRADES

U. S. DEPARTMENT OF COMMERCE  
BUREAU OF THE CENSUS

## PRELIMINARY

For Release May 8, 1950

Release Series BC-1P-43-011

### IRON COUNTY, UTAH

Retail, wholesale, and service establishments located in Iron County, Utah, showed a substantial expansion in dollar volume of trade from 1939 to 1948 according to preliminary figures from the 1948 Census of Business released today by the Bureau of the Census, U. S. Department of Commerce.

Retail sales in the county during 1948 aggregated \$12.0 million, an increase of 233 percent over the \$3.6 million in 1939, when the preceding Census of Business was taken. Wholesale sales in the county reached a total of \$4.2 million in 1948 as compared with \$1.1 million in 1939. The service trades included in the Census of Business recorded receipts totaling \$229,000 in 1948 compared with \$90,000 in 1939.

Employment in the county also rose over the 9-year period between 1939 and 1948 for the above trades. Establishments in these trades reported a combined total of 681 paid employees for the workweek ended nearest November 15, 1948. This compared with a total of 374 employees reported for the week of November 15, 1939.

These preliminary figures have been derived from a Census report on Iron County, Utah, which also includes data for Cedar City. Final figures, superseding the preliminary data for Iron County, will be included in a Bulletin for the State of Utah to be issued in several months. Similar data will be made available this year in preliminary and final form for each of the counties and States. A single copy of the preliminary release for Iron County as well as an order blank for other area releases may be obtained by writing to the Bureau of the Census, Washington 25, D. C.

Table 1.—CENSUS OF BUSINESS PRELIMINARY RESULTS FOR 1948, BY TRADE GROUP

### IRON COUNTY, UTAH

Trade group and kind of business	Number of establishments	1948 sales and receipts (Thousand dollars)	Active proprietors of unincorporated businesses Nov. 1948	Paid employees, workweek ended nearest Nov. 15, 1948	
				Total employees <sup>1</sup>	Full workweek employees
RETAIL TRADE, total.....	120	11,987	114	555	463
Food group.....	19	1,863	20	55	49
Eating and drinking places.....	15	507	22	67	42
Gasoline service stations.....	22	777	18	43	34
All other retail stores.....	64	8,840	54	390	338
WHOLESALE TRADE.....	19	4,199	14	87	x
SELECTED SERVICE TRADES, <sup>2/</sup> total.....	25	229	27	39	33
Personal services.....	18	164	20	35	29
All other service trades.....	7	65	7	4	4
TOURIST COURTS AND CAMPS.....	13	229	9	17	9

x Not available.

<sup>1/</sup> Includes employees paid for less than the full workweek.

<sup>2/</sup> See General Description on last page for changes from the 1939 Census of Business in the coverage of Service Trades.

Table 2.—CENSUS OF BUSINESS PRELIMINARY RESULTS FOR 1948 FOR CITIES OF 2,500 INHABITANTS OR MORE

IRON COUNTY, UTAH

(Data omitted for trade groups where necessary to avoid disclosure)

City and trade group <sup>1</sup>	Number of establishments	1948 sales and receipts (Thousand dollars)	Active proprietors of unincorporated businesses Nov. 1948	Paid employees, workweek ended nearest Nov. 15, 1948	
				Total employees <sup>2</sup>	Full workweek employees
Cedar City:					
Retail trade.....	87	10,887	80	506	421
Selected service trades....	19	205	20	38	33
Remainder of county:					
Retail trade.....	33	1,100	34	49	42
Selected service trades...	6	24	7	1	-

1/ See General Description on this page for changes from the 1939 Census of Business in the coverage of Service Trades.

2/ Includes employees paid for less than the full workweek.

GENERAL DESCRIPTION OF PRELIMINARY RELEASES FOR THE 1948 CENSUS OF BUSINESS

This series of releases, of which one is planned for each county in the United States, presents preliminary results of the 1948 Census of Business. The information is based on reports submitted by business establishments for that Census. The figures shown are preliminary, and are subject to revision in the final Census publications, but the changes are expected to be relatively minor with respect to coverage. The final Census figures will be issued in a series of Business Census bulletins which will show additional detailed kind-of-business information for all places where there are a sufficient number of establishments.

The 1948 Census of Business was taken under the provision of the Act of June 19, 1948, which provides that the Business Census be taken for 1948 and for each fifth year thereafter. Previous Business Censuses were taken for the years 1929, 1933, 1935, and 1939.

**Scope of the Census.**—The 1948 Census of Business covered all establishments in the following trades, as defined by the Standard Industrial Classification Manual, May 1949 issue, of the Executive Office of the President: all retail trades; all wholesale trades; all service trades in the following four groups—personal services, business services, automobile repairs and services, and miscellaneous repair services; hotels; tourist courts and camps; and amusements, including motion picture theaters. Some important services not covered are radio broadcasting and television, medical and health, legal, educational, nonprofit, accounting, and domestic services.

This coverage is similar to that of the 1939 Business Census. However, "custom trades" and "services incidental to transportation," which are no longer included in the standard classification of the service trades, are not covered by the 1948 Census. In a number of localities, these exclusions as well as

other changes in the standard classification may have a considerable effect in comparing 1948 with 1939 data, particularly with respect to establishment count.

**Establishment definition.**—For Census purposes, a business establishment is defined to include only enterprises conducted from a recognizable place of business, provided that the annual sales were in excess of \$5,000 for a wholesale trade establishment and \$500 for establishments in other trades. A detailed analysis of coverage will be provided in future Census of Business publications.

"Number of establishments" is the number of separate business locations, rather than the number of business companies or organizations, since the Census figures represent information reported separately for each business location or establishment. The establishment count reflects the number of places in business at the end of 1948 excluding administrative and executive offices of multinational organizations, and "chain store" warehouses.

**Sales and receipts.**—"1948 sales and receipts" represents sales of merchandise and receipts from repairs and other services to customers. The figures reflect deductions for returned goods and allowances, but not for trade-in allowances; they exclude sales and excise taxes collected from customers and paid directly to any taxing agency.

**Proprietors.**—"Active proprietors..." represents owners and partners of unincorporated businesses who devoted the major portion of their time to the business in November 1948.

**Employment.**—"Number of paid employees..." represents all employees on the pay roll for the pay period ending nearest November 15, 1948. "Full workweek" employees, whether regular or seasonal, are those who in the November 15 pay period were paid for working at least the number of hours typically worked in a week by employees of the reporting establishment.

# 1948 CENSUS OF BUSINESS

RETAIL, WHOLESALE, SERVICE TRADES

U. S. DEPARTMENT OF COMMERCE  
BUREAU OF THE CENSUS

## PRELIMINARY

For Release May 8, 1950

Release Series BC-1P-43-012

### JUAB COUNTY, UTAH

Retail, wholesale, and service establishments located in Juab County, Utah, showed a substantial expansion in dollar volume of trade from 1939 to 1948 according to preliminary figures from the 1948 Census of Business released today by the Bureau of the Census, U. S. Department of Commerce.

Retail sales in the county during 1948 aggregated \$4.9 million, an increase of 206 percent over the \$1.6 million in 1939, when the preceding Census of Business was taken. Wholesale sales in the county reached a total of \$2.2 million in 1948 as compared with \$0.6 million in 1939. The service trades included in the Census of Business recorded receipts totaling \$96,000 in 1948 compared with \$58,000 in 1939.

Employment in the county also rose over the 9-year period between 1939 and 1948 for the above trades. Establishments in these trades reported a combined total of 250 paid employees for the workweek ended nearest November 15, 1948. This compared with a total of 187 employees reported for the week of November 15, 1939.

These preliminary figures have been derived from a Census report on Juab County, Utah, which also includes data for the city of Nephi. Final figures, superseding the preliminary data for Juab County, will be included in a Bulletin for the State of Utah to be issued in several months. Similar data will be made available this year in preliminary and final form for each of the counties and States. A single copy of the preliminary release for Juab County as well as an order blank for other area releases may be obtained by writing to the Bureau of the Census, Washington 25, D. C.

Table 1.—CENSUS OF BUSINESS PRELIMINARY RESULTS FOR 1948, BY TRADE GROUP

### JUAB COUNTY, UTAH

Trade group and kind of business	Number of establishments	1948 sales and receipts (Thousand dollars)	Active proprietors of unincorporated businesses Nov. 1948	Paid employees, workweek ended nearest Nov. 15, 1948	
				Total employees <sup>1</sup>	Full workweek employees
RETAIL TRADE, total.....	96	4,930	89	230	172
Food group.....	13	1,145	12	43	33
Eating and drinking places.....	22	432	27	50	29
Gasoline service stations.....	18	586	15	29	26
All other retail stores.....	43	2,767	35	108	84
WHOLESALE TRADE.....	13	2,227	11	15	x
SELECTED SERVICE TRADES <sup>2/</sup> .....	15	96	16	5	5
TOURIST COURTS AND CAMPS.....	6	42	7	3	2

x Not available.

<sup>1/</sup> Includes employees paid for less than the full workweek.

<sup>2/</sup> See General Description on last page for changes from the 1939 Census of Business in the coverage of Service Trades.

Table 2.—CENSUS OF BUSINESS PRELIMINARY RESULTS FOR 1948 FOR CITIES OF 2,500 INHABITANTS OR MORE

JUAB COUNTY, UTAH

(Data omitted for trade groups where necessary to avoid disclosure)

City and trade group	Number of establishments	1948 sales and receipts (Thousand dollars)	Active proprietors of unincorporated businesses Nov. 1948	Paid employees, workweek ended nearest Nov. 15, 1948	
				Total employees <sup>1</sup>	Full workweek employees
<b>Nephi:</b>					
Retail trade.....	59	3,642	56	168	128
Tourist courts and camps...	6	42	7	3	2
<b>Remainder of county:</b>					
Retail trade.....	37	1,288	33	62	44

<sup>1</sup>/ Includes employees paid for less than the full workweek.

GENERAL DESCRIPTION OF PRELIMINARY RELEASES FOR THE 1948 CENSUS OF BUSINESS

This series of releases, of which one is planned for each county in the United States, presents preliminary results of the 1948 Census of Business. The information is based on reports submitted by business establishments for that Census. The figures shown are preliminary, and are subject to revision in the final Census publications, but the changes are expected to be relatively minor with respect to coverage. The final Census figures will be issued in a series of Business Census bulletins which will show additional detailed kind-of-business information for all places where there are a sufficient number of establishments.

The 1948 Census of Business was taken under the provision of the Act of June 19, 1948, which provides that the Business Census be taken for 1948 and for each fifth year thereafter. Previous Business Censuses were taken for the years 1929, 1933, 1935, and 1939.

**Scope of the Census.**—The 1948 Census of Business covered all establishments in the following trades, as defined by the Standard Industrial Classification Manual, May 1949 issue, of the Executive Office of the President: all retail trades; all wholesale trades; all service trades in the following four groups—personal services, business services, automobile repairs and services, and miscellaneous repair services; hotels; tourist courts and camps; and amusements, including motion picture theaters. Some important services not covered are radio broadcasting and television, medical and health, legal, educational, nonprofit, accounting, and domestic services.

This coverage is similar to that of the 1939 Business Census. However, "custom trades" and "services incidental to transportation," which are no longer included in the standard classification of the service trades, are not covered by the 1948 Census. In a number of localities, these exclusions as well as

other changes in the standard classification may have a considerable effect in comparing 1948 with 1939 data, particularly with respect to establishment count.

**Establishment definition.**—For Census purposes, a business establishment is defined to include only enterprises conducted from a recognizable place of business, provided that the annual sales were in excess of \$5,000 for a wholesale trade establishment and \$500 for establishments in other trades. A detailed analysis of coverage will be provided in future Census of Business publications.

"Number of establishments" is the number of separate business locations, rather than the number of business companies or organizations, since the Census figures represent information reported separately for each business location or establishment. The establishment count reflects the number of places in business at the end of 1948 excluding administrative and executive offices of multiunit organizations, and "chain store" warehouses.

**Sales and receipts.**—"1948 sales and receipts" represents sales of merchandise and receipts from repairs and other services to customers. The figures reflect deductions for returned goods and allowances, but not for trade-in allowances; they exclude sales and excise taxes collected from customers and paid directly to any taxing agency.

**Proprietors.**—"Active proprietors..." represents owners and partners of unincorporated businesses who devoted the major portion of their time to the business in November 1948.

**Employment.**—"Number of paid employees..." represents all employees on the pay roll for the pay period ending nearest November 15, 1948. "Full workweek" employees, whether regular or seasonal, are those who in the November 15 pay period were paid for working at least the number of hours typically worked in a week by employees of the reporting establishment.

# 1948 CENSUS OF BUSINESS

RETAIL, WHOLESALE, SERVICE TRADES

U. S. DEPARTMENT OF COMMERCE  
BUREAU OF THE CENSUS

## PRELIMINARY

For Release March 27, 1950

Release Series BC-1P-43-013

### KANE COUNTY, UTAH

Retail and service establishments located in Kane County, Utah, showed a substantial expansion in dollar volume of trade from 1939 to 1948 according to preliminary figures from the 1948 Census of Business released today by the Bureau of the Census, U. S. Department of Commerce.

Retail sales in the county during 1948 aggregated \$1.5 million, an increase of 200 percent over the \$0.5 million in 1939, when the preceding Census of Business was taken. The service trades included in the Census of Business recorded receipts totaling \$55,000 in 1948 compared with \$12,000 in 1939.

Employment in the county also rose over the 9-year period between 1939 and 1948 for the above trades. Establishments in these trades reported a combined total of 73 paid employees for the workweek ended nearest November 15, 1948. This compared with a total of 42 employees reported for the week of November 15, 1939.

These preliminary figures have been derived from a Census report on Kane County, Utah. Final figures, superseding the preliminary data for Kane County, will be included in a Bulletin for the State of Utah to be issued in several months. Similar data will be made available this year in preliminary and final form for each of the counties and States. A single copy of the preliminary release for Kane County as well as an order blank for other area releases may be obtained by writing to the Bureau of the Census, Washington 25, D. C.

Table 1.—CENSUS OF BUSINESS PRELIMINARY RESULTS FOR 1948, BY TRADE GROUP

### KANE COUNTY, UTAH

Trade group and kind of business	Number of establishments	1948 sales and receipts (Thousand dollars)	Active proprietors of unincorporated businesses Nov. 1948	Paid employees, workweek ended nearest Nov. 15, 1948	
				Total employees <sup>1</sup>	Full workweek employees
RETAIL TRADE, total.....	50	1,453	50	68	59
Food group.....	6	111	6	4	3
Eating and drinking places.....	13	304	15	25	22
Gasoline service stations.....	14	369	13	10	9
All other retail stores.....	17	669	16	29	25
SELECTED SERVICE TRADES <sup>2/</sup> .....	7	55	7	5	4
TOURIST COURTS AND CAMPS.....	8	58	8	6	4

<sup>1/</sup> Includes employees paid for less than the full workweek.

<sup>2/</sup> See General Description on last page for changes from the 1939 Census of Business in the coverage of Service Trades.

## GENERAL DESCRIPTION OF PRELIMINARY RELEASES FOR THE 1948 CENSUS OF BUSINESS

This series of releases, of which one is planned for each county in the United States, presents preliminary results of the 1948 Census of Business. The information is based on reports submitted by business establishments for that Census. The figures shown are preliminary, and are subject to revision in the final Census publications, but the changes are expected to be relatively minor with respect to coverage. The final Census figures will be issued in a series of Business Census bulletins which will show additional detailed kind-of-business information for all places where there are a sufficient number of establishments.

The 1948 Census of Business was taken under the provision of the Act of June 19, 1948, which provides that the Business Census be taken for 1948 and for each fifth year thereafter. Previous Business Censuses were taken for the years 1929, 1933, 1935, and 1939.

*Scope of the Census.*—The 1948 Census of Business covered all establishments in the following trades, as defined by the Standard Industrial Classification Manual, May 1949 issue, of the Executive Office of the President: all retail trades; all wholesale trades; all service trades in the following four groups—personal services, business services, automobile repairs and services, and miscellaneous repair services; hotels; tourist courts and camps; and amusements, including motion picture theaters. Some important services not covered are radio broadcasting and television, medical and health, legal, educational, nonprofit, accounting, and domestic services.

This coverage is similar to that of the 1939 Business Census. However, "custom trades" and "services incidental to transportation," which are no longer included in the standard classification of the service trades, are not covered by the 1948 Census. In a number of localities, these exclusions as well as other changes in the standard classification may have a considerable effect in comparing

1948 with 1939 data, particularly with respect to establishment count.

*Establishment definition.*—For Census purposes, a business establishment is defined to include only enterprises conducted from a recognizable place of business, provided that the annual sales were in excess of \$5,000 for a wholesale trade establishment and \$500 for establishments in other trades. A detailed analysis of coverage will be provided in future Census of Business publications.

"Number of establishments" is the number of separate business locations, rather than the number of business companies or organizations, since the Census figures represent information reported separately for each business location or establishment. The establishment count reflects the number of places in business at the end of 1948 excluding administrative and executive offices of multiunit organizations, and "chain store" warehouses.

*Sales and receipts.*—"1948 sales and receipts" represents sales of merchandise and receipts from repairs and other services to customers. The figures reflect deductions for returned goods and allowances, but not for trade-in allowances; they exclude sales and excise taxes collected from customers and paid directly to any taxing agency.

*Proprietors.*—"Active proprietors..." represents owners and partners of unincorporated businesses who devoted the major portion of their time to the business in November 1948.

*Employment.*—"Number of paid employees..." represents all employees on the pay roll for the pay period ending nearest November 15, 1948. "Full workweek" employees, whether regular or seasonal, are those who in the November 15 pay period were paid for working at least the number of hours typically worked in a week by employees of the reporting establishment.



# 1948 CENSUS OF BUSINESS

RETAIL, WHOLESALE, SERVICE TRADES

U. S. DEPARTMENT OF COMMERCE  
BUREAU OF THE CENSUS

## PRELIMINARY

For Release April 3, 1950

Release Series BC-1P-43-014-

### MILLARD COUNTY, UTAH

Retail, wholesale, and service establishments located in Millard County, Utah, showed a substantial expansion in dollar volume of trade from 1939 to 1948 according to preliminary figures from the 1948 Census of Business released today by the Bureau of the Census, U. S. Department of Commerce.

Retail sales in the county during 1948 aggregated \$7.3 million, an increase of 248 percent over the \$2.1 million in 1939, when the preceding Census of Business was taken. Wholesale sales in the county reached a total of \$2.7 million in 1948 as compared with \$0.7 million in 1939. The service trades included in the Census of Business recorded receipts totaling \$106,000 in 1948 compared with \$40,000 in 1939.

Employment in the county also rose over the 9-year period between 1939 and 1948 for the above trades. Establishments in these trades reported a combined total of 381 paid employees for the workweek ended nearest November 15, 1948. This compared with a total of 193 employees reported for the week of November 15, 1939.

These preliminary figures have been derived from a Census report on Millard County, Utah. Final figures, superseding the preliminary data for Millard County, will be included in a Bulletin for the State of Utah to be issued in several months. Similar data will be made available this year in preliminary and final form for each of the counties and States. A single copy of the preliminary release for Millard County as well as an order blank for other area releases may be obtained by writing to the Bureau of the Census, Washington 25, D. C.

Table 1.—CENSUS OF BUSINESS PRELIMINARY RESULTS FOR 1948, BY TRADE GROUP

### MILLARD COUNTY, UTAH

Trade group and kind of business	Number of establishments	1948 sales and receipts (Thousand dollars)	Active proprietors of unincorporated businesses Nov. 1948	Paid employees, workweek ended nearest Nov. 15, 1948	
				Total employees <sup>1</sup>	Full workweek employees
RETAIL TRADE, total.....	134	7,250	134	340	254
Food group.....	23	734	28	38	12
Eating and drinking places.....	17	524	18	75	54
Gasoline service stations.....	28	669	27	15	10
All other retail stores.....	66	5,323	61	212	178
WHOLESALE TRADE.....	11	2,671	9	29	x
SELECTED SERVICE TRADES, <sup>2</sup> /total..	23	106	24	12	11
Personal services.....	13	78	14	11	11
All other service trades.....	10	28	10	1	-
HOTELS.....	7	53	8	11	8

x Not available.

<sup>1</sup>/ Includes employees paid for less than the full workweek.

<sup>2</sup>/ See General Description on last page for changes from the 1939 Census of Business in the coverage of Service Trades.

## GENERAL DESCRIPTION OF PRELIMINARY RELEASES FOR THE 1948 CENSUS OF BUSINESS

This series of releases, of which one is planned for each county in the United States, presents preliminary results of the 1948 Census of Business. The information is based on reports submitted by business establishments for that Census. The figures shown are preliminary, and are subject to revision in the final Census publications, but the changes are expected to be relatively minor with respect to coverage. The final Census figures will be issued in a series of Business Census bulletins which will show additional detailed kind-of-business information for all places where there are a sufficient number of establishments.

The 1948 Census of Business was taken under the provision of the Act of June 19, 1948, which provides that the Business Census be taken for 1948 and for each fifth year thereafter. Previous Business Censuses were taken for the years 1929, 1933, 1935, and 1939.

*Scope of the Census.*—The 1948 Census of Business covered all establishments in the following trades, as defined by the Standard Industrial Classification Manual, May 1949 issue, of the Executive Office of the President: all retail trades; all wholesale trades; all service trades in the following four groups—personal services, business services, automobile repairs and services, and miscellaneous repair services; hotels; tourist courts and camps; and amusements, including motion picture theaters. Some important services not covered are radio broadcasting and television, medical and health, legal, educational, nonprofit, accounting, and domestic services.

This coverage is similar to that of the 1939 Business Census. However, "custom trades" and "services incidental to transportation," which are no longer included in the standard classification of the service trades, are not covered by the 1948 Census. In a number of localities, these exclusions as well as other changes in the standard classification may have a considerable effect in comparing

1948 with 1939 data, particularly with respect to establishment count.

*Establishment definition.*—For Census purposes, a business establishment is defined to include only enterprises conducted from a recognizable place of business, provided that the annual sales were in excess of \$5,000 for a wholesale trade establishment and \$500 for establishments in other trades. A detailed analysis of coverage will be provided in future Census of Business publications.

"Number of establishments" is the number of separate business locations, rather than the number of business companies or organizations, since the Census figures represent information reported separately for each business location or establishment. The establishment count reflects the number of places in business at the end of 1948 excluding administrative and executive offices of multiunit organizations, and "chain store" warehouses.

*Sales and receipts.*—"1948 sales and receipts" represents sales of merchandise and receipts from repairs and other services to customers. The figures reflect deductions for returned goods and allowances, but not for trade-in allowances; they exclude sales and excise taxes collected from customers and paid directly to any taxing agency.

*Proprietors.*—"Active proprietors..." represents owners and partners of unincorporated businesses who devoted the major portion of their time to the business in November 1948.

*Employment.*—"Number of paid employees..." represents all employees on the pay roll for the pay period ending nearest November 15, 1948. "Full workweek" employees, whether regular or seasonal, are those who in the November 15 pay period were paid for working at least the number of hours typically worked in a week by employees of the reporting establishment.

# 1948 CENSUS OF BUSINESS

RETAIL, WHOLESALE, SERVICE TRADES

U. S. DEPARTMENT OF COMMERCE  
BUREAU OF THE CENSUS

## PRELIMINARY

For Release March 27, 1950

Release Series BC-1P-43-015

### MORGAN COUNTY, UTAH

Retail establishments located in Morgan County, Utah, showed a substantial expansion in dollar volume of trade from 1939 to 1948 according to preliminary figures from the 1948 Census of Business released today by the Bureau of the Census, U.S. Department of Commerce.

Retail sales in the county during 1948 aggregated \$1.9 million, an increase of 280 percent over the \$0.5 million in 1939, when the preceding Census of Business was taken.

Employment in the county also rose over the 9-year period between 1939 and 1948 for the above trade. Retail establishments reported a total of 64 paid employees for the workweek ended nearest November 15, 1948. This compared with a total of 26 employees reported for the week of November 15, 1939.

These preliminary figures have been derived from a Census report on Morgan County, Utah. Final figures, superseding the preliminary data for Morgan County, will be included in a Bulletin for the State of Utah to be issued in several months. Similar data will be made available this year in preliminary and final form for each of the counties and States. A single copy of the preliminary release for Morgan County as well as an order blank for other area releases may be obtained by writing to the Bureau of the Census, Washington 25, D.C.

Table 1.—CENSUS OF BUSINESS PRELIMINARY RESULTS FOR 1948, BY TRADE GROUP

### MORGAN COUNTY, UTAH

Trade group and kind of business	Number of establishments	1948 sales and receipts (Thousand dollars)	Active proprietors of unincorporated businesses Nov. 1948	Paid employees, workweek ended nearest Nov. 15, 1948	
				Total employees <sup>1</sup>	Full workweek employees
RETAIL TRADE, total.....	29	1,854	36	64	39
Food group.....	6	183	6	9	2
Eating and drinking places....	6	105	9	8	5
Gasoline service stations.....	Included with "All other retail stores"				
All other retail stores.....	17	1,566	21	47	32

<sup>1</sup>/ Includes employees paid for less than the full workweek.

## GENERAL DESCRIPTION OF PRELIMINARY RELEASES FOR THE 1948 CENSUS OF BUSINESS

This series of releases, of which one is planned for each county in the United States, presents preliminary results of the 1948 Census of Business. The information is based on reports submitted by business establishments for that Census. The figures shown are preliminary, and are subject to revision in the final Census publications, but the changes are expected to be relatively minor with respect to coverage. The final Census figures will be issued in a series of Business Census bulletins which will show additional detailed kind-of-business information for all places where there are a sufficient number of establishments.

The 1948 Census of Business was taken under the provision of the Act of June 19, 1948, which provides that the Business Census be taken for 1948 and for each fifth year thereafter. Previous Business Censuses were taken for the years 1929, 1933, 1935, and 1939.

*Scope of the Census.*--The 1948 Census of Business covered all establishments in the following trades, as defined by the Standard Industrial Classification Manual, May 1949 issue, of the Executive Office of the President: all retail trades; all wholesale trades; all service trades in the following four groups--personal services, business services, automobile repairs and services, and miscellaneous repair services; hotels; tourist courts and camps; and amusements, including motion picture theaters. Some important services not covered are radio broadcasting and television, medical and health, legal, educational, nonprofit, accounting, and domestic services.

This coverage is similar to that of the 1939 Business Census. However, "custom trades" and "services incidental to transportation," which are no longer included in the standard classification of the service trades, are not covered by the 1948 Census. In a number of localities, these exclusions as well as other changes in the standard classification may have a considerable effect in comparing

1948 with 1939 data, particularly with respect to establishment count.

*Establishment definition.*--For Census purposes, a business establishment is defined to include only enterprises conducted from a recognizable place of business, provided that the annual sales were in excess of \$5,000 for a wholesale trade establishment and \$500 for establishments in other trades. A detailed analysis of coverage will be provided in future Census of Business publications.

"Number of establishments" is the number of separate business locations, rather than the number of business companies or organizations, since the Census figures represent information reported separately for each business location or establishment. The establishment count reflects the number of places in business at the end of 1948 excluding administrative and executive offices of multiunit organizations, and "chain store" warehouses.

*Sales and receipts.*--"1948 sales and receipts" represents sales of merchandise and receipts from repairs and other services to customers. The figures reflect deductions for returned goods and allowances, but not for trade-in allowances; they exclude sales and excise taxes collected from customers and paid directly to any taxing agency.

*Proprietors.*--"Active proprietors..." represents owners and partners of unincorporated businesses who devoted the major portion of their time to the business in November 1948.

*Employment.*--"Number of paid employees..." represents all employees on the pay roll for the pay period ending nearest November 15, 1948. "Full workweek" employees, whether regular or seasonal, are those who in the November 15 pay period were paid for working at least the number of hours typically worked in a week by employees of the reporting establishment.

# 1948 CENSUS OF BUSINESS

RETAIL, WHOLESALE, SERVICE TRADES

U. S. DEPARTMENT OF COMMERCE  
BUREAU OF THE CENSUS

## PRELIMINARY

For Release March 27, 1950

Release Series BC-1P- 43-016

### PIUTE COUNTY, UTAH

Retail establishments located in Piute County, Utah, showed a substantial expansion in dollar volume of trade from 1939 to 1948 according to preliminary figures from the 1948 Census of Business released today by the Bureau of the Census, U. S. Department of Commerce.

Retail sales in the county during 1948 aggregated \$601,000, an increase of 68 percent over the \$358,000 in 1939, when the preceding Census of Business was taken.

Employment in the county also rose over the 9-year period between 1939 and 1948 for the above trade. Retail establishments reported a total of 28 paid employees for the workweek ended nearest November 15, 1948. This compared with a total of 21 employees reported for the week of November 15, 1939.

These preliminary figures have been derived from a Census report on Piute County, Utah. Final figures, superseding the preliminary data for Piute County, will be included in a Bulletin for the State of Utah to be issued in several months. Similar data will be made available this year in preliminary and final form for each of the counties and States. A single copy of the preliminary release for Piute County as well as an order blank for other area releases may be obtained by writing to the Bureau of the Census, Washington 25, D. C.

Table 1.—CENSUS OF BUSINESS PRELIMINARY RESULTS FOR 1948, BY TRADE GROUP

### PIUTE COUNTY, UTAH

Trade group and kind of business	Number of establishments	1948 sales and receipts (Thousand dollars)	Active proprietors of unincorporated businesses Nov. 1948	Paid employees, workweek ended nearest Nov. 15, 1948	
				Total employees <sup>1</sup>	Full workweek employees
RETAIL TRADE, total.....	24	601	21	28	18
Food group.....	Included with "All other retail stores"				
Eating and drinking places.....	5	95	6	13	7
Gasoline service stations.....	8	85	8	4	4
All other retail stores.....	11	421	7	11	7

<sup>1</sup>/ Includes employees paid for less than the full workweek.

## GENERAL DESCRIPTION OF PRELIMINARY RELEASES FOR THE 1948 CENSUS OF BUSINESS

This series of releases, of which one is planned for each county in the United States, presents preliminary results of the 1948 Census of Business. The information is based on reports submitted by business establishments for that Census. The figures shown are preliminary, and are subject to revision in the final Census publications, but the changes are expected to be relatively minor with respect to coverage. The final Census figures will be issued in a series of Business Census bulletins which will show additional detailed kind-of-business information for all places where there are a sufficient number of establishments.

The 1948 Census of Business was taken under the provision of the Act of June 19, 1948, which provides that the Business Census be taken for 1948 and for each fifth year thereafter. Previous Business Censuses were taken for the years 1929, 1933, 1935, and 1939.

*Scope of the Census.*—The 1948 Census of Business covered all establishments in the following trades, as defined by the Standard Industrial Classification Manual, May 1949 issue, of the Executive Office of the President: all retail trades; all wholesale trades; all service trades in the following four groups—personal services, business services, automobile repairs and services, and miscellaneous repair services; hotels; tourist courts and camps; and amusements, including motion picture theaters. Some important services not covered are radio broadcasting and television, medical and health, legal, educational, nonprofit, accounting, and domestic services.

This coverage is similar to that of the 1939 Business Census. However, "custom trades" and "services incidental to transportation," which are no longer included in the standard classification of the service trades, are not covered by the 1948 Census. In a number of localities, these exclusions as well as other changes in the standard classification may have a considerable effect in comparing

1948 with 1939 data, particularly with respect to establishment count.

*Establishment definition.*—For Census purposes, a business establishment is defined to include only enterprises conducted from a recognizable place of business, provided that the annual sales were in excess of \$5,000 for a wholesale trade establishment and \$500 for establishments in other trades. A detailed analysis of coverage will be provided in future Census of Business publications.

"Number of establishments" is the number of separate business locations, rather than the number of business companies or organizations, since the Census figures represent information reported separately for each business location or establishment. The establishment count reflects the number of places in business at the end of 1948 excluding administrative and executive offices of multiunit organizations, and "chain store" warehouses.

*Sales and receipts.*—"1948 sales and receipts" represents sales of merchandise and receipts from repairs and other services to customers. The figures reflect deductions for returned goods and allowances, but not for trade-in allowances; they exclude sales and excise taxes collected from customers and paid directly to any taxing agency.

*Proprietors.*—"Active proprietors..." represents owners and partners of unincorporated businesses who devoted the major portion of their time to the business in November 1948.

*Employment.*—"Number of paid employees..." represents all employees on the pay roll for the pay period ending nearest November 15, 1948. "Full workweek" employees, whether regular or seasonal, are those who in the November 15 pay period were paid for working at least the number of hours typically worked in a week by employees of the reporting establishment.

# 1948 CENSUS OF BUSINESS

RETAIL, WHOLESALE, SERVICE TRADES

U. S. DEPARTMENT OF COMMERCE  
BUREAU OF THE CENSUS

## PRELIMINARY

For Release March 27, 1956

Release Series BC-1P-43-017

### RICH COUNTY, UTAH

Retail establishments located in Rich County, Utah, showed a substantial expansion in dollar volume of trade from 1939 to 1948 according to preliminary figures from the 1948 Census of Business released today by the Bureau of the Census, U. S. Department of Commerce.

Retail sales in the county during 1948 aggregated \$684,000, an increase of 315 percent over the \$165,000 in 1939, when the preceding Census of Business was taken.

Employment in the county also rose over the 9-year period between 1939 and 1948 for the above trade. Retail establishments reported a total of 24 paid employees for the workweek ended nearest November 15, 1948. This compared with a total of 10 employees reported for the week of November 15, 1939.

These preliminary figures have been derived from a Census report on Rich County, Utah. Final figures, superseding the preliminary data for Rich County, will be included in a Bulletin for the State of Utah to be issued in several months. Similar data will be made available this year in preliminary and final form for each of the counties and States. A single copy of the preliminary release for Rich County as well as an order blank for other area releases may be obtained by writing to the Bureau of the Census, Washington 25, D. C.

Table 1.—CENSUS OF BUSINESS PRELIMINARY RESULTS FOR 1948, BY TRADE GROUP

### RICH COUNTY, UTAH

Trade group and kind of business	Number of establishments	1948 sales and receipts (Thousand dollars)	Active proprietors of unincorporated businesses Nov. 1948	Paid employees, workweek ended nearest Nov. 15, 1948	
				Total employees <sup>1</sup>	Full workweek employees
RETAIL TRADE, total.....	20	684	14	24	18
Food group.....	Included with "All other retail stores"				
Eating and drinking places....	Included with "All other retail stores"				
Gasoline service stations.....	5	234	3	7	4
All other retail stores.....	15	450	11	17	14

<sup>1</sup>/ Includes employees paid for less than the full workweek.

## GENERAL DESCRIPTION OF PRELIMINARY RELEASES FOR THE 1948 CENSUS OF BUSINESS

This series of releases, of which one is planned for each county in the United States, presents preliminary results of the 1948 Census of Business. The information is based on reports submitted by business establishments for that Census. The figures shown are preliminary, and are subject to revision in the final Census publications, but the changes are expected to be relatively minor with respect to coverage. The final Census figures will be issued in a series of Business Census bulletins which will show additional detailed kind-of-business information for all places where there are a sufficient number of establishments.

The 1948 Census of Business was taken under the provision of the Act of June 19, 1948, which provides that the Business Census be taken for 1948 and for each fifth year thereafter. Previous Business Censuses were taken for the years 1929, 1933, 1935, and 1939.

*Scope of the Census.*—The 1948 Census of Business covered all establishments in the following trades, as defined by the Standard Industrial Classification Manual, May 1949 issue, of the Executive Office of the President: all retail trades; all wholesale trades; all service trades in the following four groups—personal services, business services, automobile repairs and services, and miscellaneous repair services; hotels; tourist courts and camps; and amusements, including motion picture theaters. Some important services not covered are radio broadcasting and television, medical and health, legal, educational, nonprofit, accounting, and domestic services.

This coverage is similar to that of the 1939 Business Census. However, "custom trades" and "services incidental to transportation," which are no longer included in the standard classification of the service trades, are not covered by the 1948 Census. In a number of localities, these exclusions as well as other changes in the standard classification may have a considerable effect in comparing

1948 with 1939 data, particularly with respect to establishment count.

*Establishment definition.*—For Census purposes, a business establishment is defined to include only enterprises conducted from a recognizable place of business, provided that the annual sales were in excess of \$5,000 for a wholesale trade establishment and \$500 for establishments in other trades. A detailed analysis of coverage will be provided in future Census of Business publications.

"Number of establishments" is the number of separate business locations, rather than the number of business companies or organizations, since the Census figures represent information reported separately for each business location or establishment. The establishment count reflects the number of places in business at the end of 1948 excluding administrative and executive offices of multiunit organizations, and "chain store" warehouses.

*Sales and receipts.*—"1948 sales and receipts" represents sales of merchandise and receipts from repairs and other services to customers. The figures reflect deductions for returned goods and allowances, but not for trade-in allowances; they exclude sales and excise taxes collected from customers and paid directly to any taxing agency.

*Proprietors.*—"Active proprietors..." represents owners and partners of unincorporated businesses who devoted the major portion of their time to the business in November 1948.

*Employment.*—"Number of paid employees..." represents all employees on the pay roll for the pay period ending nearest November 15, 1948. "Full workweek" employees, whether regular or seasonal, are those who in the November 15 pay period were paid for working at least the number of hours typically worked in a week by employees of the reporting establishment.



# 1948 CENSUS OF BUSINESS

RETAIL, WHOLESALE, SERVICE TRADES

U. S. DEPARTMENT OF COMMERCE  
BUREAU OF THE CENSUS

## PRELIMINARY

For Release May 8, 1950

Release Series BC-1P-43-018

### SALT LAKE COUNTY, UTAH

Retail, wholesale, and service establishments located in Salt Lake County, Utah, showed a substantial expansion in dollar volume of trade from 1939 to 1948 according to preliminary figures from the 1948 Census of Business released today by the Bureau of the Census, U. S. Department of Commerce.

Retail sales in the county during 1948 aggregated \$266.8 million, an increase of 206 percent over the \$87.1 million sales in 1939, when the preceding Census of Business was taken. Wholesale sales volume in the county showed a 287 percent rise over the same period, reaching a total of \$522.2 million in 1948 as compared with \$135.1 million in 1939. The service trades included in the Census of Business reported receipts totaling \$18.5 million in 1948 compared with \$6.5 million in 1939. Amusement businesses in the county recorded receipts of \$4.9 million in 1948. No comparable figure for 1939 is available.

Employment in the county also rose over the 9-year period between 1939 and 1948 for the trades covered by the Census of Business. Retail trade establishments reported 16,488 paid employees for the workweek ended nearest November 15, 1948. Of these, 12,534 worked the full week, and the remainder part of the week. The comparable total and full workweek figures for 1939 were 11,595 and 8,966. Wholesale trade establishments reported a total of 9,433 full- and part-week employees for the week of November 15, 1948, compared with 5,304 for the same week in 1939. For the selected service trades, November 15, 1948, paid employees numbered 2,904; the comparable figure for 1939, adjusted for change in scope between the two Censuses, was 2,329.

These preliminary figures have been derived from a Census report on Salt Lake County, Utah. The report also contains data for Bingham Canyon, Midvale, Murray, South Salt Lake, and Salt Lake City.

Final figures, superseding the preliminary data for Salt Lake County, will be included in a Bulletin for the State of Utah to be issued in several months. Similar data will be made available this year in preliminary and final form for each of the counties and States. A single copy of the preliminary release for Salt Lake County as well as an order blank for other area releases may be obtained by writing to the Bureau of the Census, Washington 25, D. C.

Table 1.—CENSUS OF BUSINESS PRELIMINARY RESULTS FOR 1948, BY TRADE GROUP  
SALT LAKE COUNTY, UTAH

Trade group and kind of business	Number of establishments	1948 sales and receipts (Thousand dollars)	Active proprietors of unincorporated businesses Nov. 1948	Paid employees, workweek ended nearest Nov. 15, 1948	
				Total employees <sup>1</sup>	Full workweek employees
RETAIL TRADE, total.....	2,431	266,776	2,402	16,488	12,534
Food group.....	589	55,920	610	1,950	1,269
Eating and drinking places.....	527	18,703	607	2,621	2,004
General merchandise grp, general stores	57	50,042	30	4,615	3,263
Apparel group.....	154	19,986	129	1,262	991
Furniture-home furnishgs-appliance grp	136	18,641	116	1,206	1,135
Automotive group.....	129	38,706	119	1,260	1,194
Gasoline service stations.....	331	14,115	336	714	514
Lumber-building-hardware group.....	122	15,236	99	689	621
Drug and proprietary stores.....	75	9,028	78	677	474
All other retail stores.....	311	26,399	278	1,494	1,069
WHOLESALE TRADE, total.....	699	522,246	416	9,433	x
Merchant wholesalers, total.....	466	246,072	300	6,479	x
Groceries, foods.....	74	43,390	53	859	x
Dry goods, apparel.....	8	5,190	3	152	x
Hardware, elec'l, plum'g & heating..	60	62,577	33	1,678	x
Mach'y, equip't, industrial supplies..	112	41,087	66	1,258	x
Automotive parts, accessories.....	43	8,708	30	479	x
All other merchant wholesalers.....	169	85,120	115	2,053	x
Manufact'rs' sales branches, offices..	115	174,797	2	2,070	x
Petroleum bulk plants, terminals.....	29	16,472	18	218	x
Agents, brokers (merchandise).....	78	62,835	84	244	x
Assemblers of farm products.....	11	22,070	12	422	x
SELECTED SERVICE TRADES, <sup>2/</sup> total.....	1,103	18,538	1,138	2,904	2,495
Personal services.....	621	9,031	631	1,801	1,562
Business services.....	86	3,126	76	463	391
Automotive repairs and services.....	229	4,255	255	415	350
Other repair services.....	167	2,126	176	225	192
HOTELS.....		Data withheld to avoid disclosure			
TOURIST COURTS AND CAMPS.....	87	1,504	92	161	132
AMUSEMENTS.....	87	4,887	61	692	x

x Not available.

<sup>1/</sup> Includes employees paid for less than the full workweek.

<sup>2/</sup> See General Description on last page for changes from the 1939 Census of Business in the coverage of Service Trades.

Table 2.—CENSUS OF BUSINESS PRELIMINARY RESULTS FOR 1948 FOR CITIES OF 2,500 INHABITANTS OR MORE

## SALT LAKE COUNTY, UTAH

(Data omitted for trade groups where necessary to avoid disclosure)

City and trade group <sup>1</sup>	Number of establishments	1948 sales and receipts (Thousand dollars)	Active proprietors of unincorporated businesses Nov. 1948	Paid employees, workweek ended nearest Nov. 15, 1948	
				Total employees <sup>2</sup>	Full workweek employees
Bingham Canyon:					
Retail trade.....	40	2,416	51	101	76
Selected service trades...	12	47	12	2	1
Midvale:					
Retail trade.....	46	3,617	43	165	122
Selected service trades...	21	257	24	41	36
Murray:					
Retail trade.....	104	10,324	98	430	347
Wholesale trade.....	12	4,914	5	149	x
Selected service trades...					
Tourist courts and camps..					
					Included with "Remainder of county"
					Included with "Remainder of county"
Salt Lake City:					
Retail trade.....	1,696	217,727	1,613	14,343	10,897
Wholesale trade.....	640	500,976	374	8,920	x
Selected service trades...	875	16,473	893	2,602	2,229
Hotels.....	67	5,677	62	1,157	856
Tourist courts and camps..	62	1,294	63	145	123
Amusements.....	51	3,967	40	538	x
South Salt Lake:					
Retail trade.....	80	4,556	90	256	227
Wholesale trade.....	16	5,749	12	144	x
Selected service trades...	34	287	37	36	26
Tourist courts and camps..	10	94	11	8	5
Remainder of county: <sup>3/</sup>					
Retail trade.....	465	28,136	507	1,193	865
Wholesale trade.....	31	10,607	25	220	x
Selected service trades...	161	1,474	172	223	203
Tourist courts and camps..	15	116	18	8	4
Amusements.....	27	584	17	88	x

x Not available.

1/ See General Description on last page for changes from the 1939 Census of Business in the coverage of Service Trades.

2/ Includes employees paid for less than the full workweek.

3/ Except as indicated above, includes figures for establishments, other than wholesale, not located in cities of 2,500 inhabitants or more, and wholesale establishments not located in cities of 5,000 inhabitants or more.

## GENERAL DESCRIPTION OF PRELIMINARY RELEASES FOR THE 1948 CENSUS OF BUSINESS

This series of releases, of which one is planned for each county in the United States, presents preliminary results of the 1948 Census of Business. The information is based on reports submitted by business establishments for that Census. The figures shown are preliminary, and are subject to revision in the final Census publications, but the changes are expected to be relatively minor with respect to coverage. The final Census figures will be issued in a series of Business Census bulletins which will show additional detailed kind-of-business information for all places where there are a sufficient number of establishments.

The 1948 Census of Business was taken under the provision of the Act of June 19, 1948, which provides that the Business Census be taken for 1948 and for each fifth year thereafter. Previous Business Censuses were taken for the years 1929, 1933, 1935, and 1939.

*Scope of the Census.*—The 1948 Census of Business covered all establishments in the following trades, as defined by the Standard Industrial Classification Manual, May 1949 issue, of the Executive Office of the President: all retail trades; all wholesale trades; all service trades in the following four groups—personal services, business services, automobile repairs and services, and miscellaneous repair services; hotels; tourist courts and camps; and amusements, including motion picture theaters. Some important services not covered are radio broadcasting and television, medical and health, legal, educational, nonprofit, accounting, and domestic services.

This coverage is similar to that of the 1939 Business Census. However, "custom trades" and "services incidental to transportation," which are no longer included in the standard classification of the service trades, are not covered by the 1948 Census. In a number of localities, these exclusions as well as other changes in the standard classification may have a considerable effect in comparing

1948 with 1939 data, particularly with respect to establishment count.

*Establishment definition.*—For Census purposes, a business establishment is defined to include only enterprises conducted from a recognizable place of business, provided that the annual sales were in excess of \$5,000 for a wholesale trade establishment and \$500 for establishments in other trades. A detailed analysis of coverage will be provided in future Census of Business publications.

"Number of establishments" is the number of separate business locations, rather than the number of business companies or organizations, since the Census figures represent information reported separately for each business location or establishment. The establishment count reflects the number of places in business at the end of 1948 excluding administrative and executive offices of multiunit organizations, and "chain store" warehouses.

*Sales and receipts.*—"1948 sales and receipts" represents sales of merchandise and receipts from repairs and other services to customers. The figures reflect deductions for returned goods and allowances, but not for trade-in allowances; they exclude sales and excise taxes collected from customers and paid directly to any taxing agency.

*Proprietors.*—"Active proprietors..." represents owners and partners of unincorporated businesses who devoted the major portion of their time to the business in November 1948.

*Employment.*—"Number of paid employees..." represents all employees on the pay roll for the pay period ending nearest November 15, 1948. "Full workweek" employees, whether regular or seasonal, are those who in the November 15 pay period were paid for working at least the number of hours typically worked in a week by employees of the reporting establishment.

# 1948 CENSUS OF BUSINESS

RETAIL, WHOLESALE, SERVICE TRADES

U. S. DEPARTMENT OF COMMERCE  
BUREAU OF THE CENSUS

## PRELIMINARY

For Release March 27, 1950

Release Series BC-1P-43-019

### SAN JUAN COUNTY, UTAH

Retail establishments located in San Juan County, Utah, showed a substantial expansion in dollar volume of trade from 1939 to 1948 according to preliminary figures from the 1948 Census of Business released today by the Bureau of the Census, U. S. Department of Commerce.

Retail sales in the county during 1948 aggregated \$1.3 million, an increase of 225 percent over the \$0.4 million in 1939, when the preceding Census of Business was taken.

Employment in the county also rose over the 9-year period between 1939 and 1948 for the above trade. Retail establishments reported a total of 52 paid employees for the workweek ended nearest November 15, 1948. This compared with a total of 33 employees reported for the week of November 15, 1939.

These preliminary figures have been derived from a Census report on San Juan County, Utah. Final figures, superseding the preliminary data for San Juan County, will be included in a Bulletin for the State of Utah to be issued in several months. Similar data will be made available this year in preliminary and final form for each of the counties and States. A single copy of the preliminary release for San Juan County as well as an order blank for other area releases may be obtained by writing to the Bureau of the Census, Washington 25, D. C.

Table 1.—CENSUS OF BUSINESS PRELIMINARY RESULTS FOR 1948, BY TRADE GROUP  
SAN JUAN COUNTY, UTAH

Trade group and kind of business	Number of establishments	1948 sales and receipts (Thousand dollars)	Active proprietors of unincorporated businesses Nov. 1948	Paid employees, workweek ended nearest Nov. 15, 1948	
				Total employees <sup>1</sup>	Full workweek employees
RETAIL TRADE, total.....	32	1,345	40	52	41
Food group.....	6	247	6	8	3
Eating and drinking places...	7	154	8	16	15
Gasoline service stations....	5	255	4	7	5
All other retail stores.....	14	689	22	21	18
SELECTED SERVICE TRADES <sup>2/</sup> .....	5	16	5	-	-

<sup>1/</sup> Includes employees paid for less than the full workweek.

<sup>2/</sup> See General Description on last page for changes from the 1939 Census of Business in the coverage of Service Trades.

## GENERAL DESCRIPTION OF PRELIMINARY RELEASES FOR THE 1948 CENSUS OF BUSINESS

This series of releases, of which one is planned for each county in the United States, presents preliminary results of the 1948 Census of Business. The information is based on reports submitted by business establishments for that Census. The figures shown are preliminary, and are subject to revision in the final Census publications, but the changes are expected to be relatively minor with respect to coverage. The final Census figures will be issued in a series of Business Census bulletins which will show additional detailed kind-of-business information for all places where there are a sufficient number of establishments.

The 1948 Census of Business was taken under the provision of the Act of June 19, 1948, which provides that the Business Census be taken for 1948 and for each fifth year thereafter. Previous Business Censuses were taken for the years 1929, 1933, 1935, and 1939.

*Scope of the Census.*—The 1948 Census of Business covered all establishments in the following trades, as defined by the Standard Industrial Classification Manual, May 1949 issue, of the Executive Office of the President: all retail trades; all wholesale trades; all service trades in the following four groups—personal services, business services, automobile repairs and services, and miscellaneous repair services; hotels; tourist courts and camps; and amusements, including motion picture theaters. Some important services not covered are radio broadcasting and television, medical and health, legal, educational, nonprofit, accounting, and domestic services.

This coverage is similar to that of the 1939 Business Census. However, "custom trades" and "services incidental to transportation," which are no longer included in the standard classification of the service trades, are not covered by the 1948 Census. In a number of localities, these exclusions as well as other changes in the standard classification may have a considerable effect in comparing

1948 with 1939 data, particularly with respect to establishment count.

*Establishment definition.*—For Census purposes, a business establishment is defined to include only enterprises conducted from a recognizable place of business, provided that the annual sales were in excess of \$5,000 for a wholesale trade establishment and \$500 for establishments in other trades. A detailed analysis of coverage will be provided in future Census of Business publications.

"Number of establishments" is the number of separate business locations, rather than the number of business companies or organizations, since the Census figures represent information reported separately for each business location or establishment. The establishment count reflects the number of places in business at the end of 1948 excluding administrative and executive offices of multiunit organizations, and "chain store" warehouses.

*Sales and receipts.*—"1948 sales and receipts" represents sales of merchandise and receipts from repairs and other services to customers. The figures reflect deductions for returned goods and allowances, but not for trade-in allowances; they exclude sales and excise taxes collected from customers and paid directly to any taxing agency.

*Proprietors.*—"Active proprietors..." represents owners and partners of unincorporated businesses who devoted the major portion of their time to the business in November 1948.

*Employment.*—"Number of paid employees..." represents all employees on the pay roll for the pay period ending nearest November 15, 1948. "Full workweek" employees, whether regular or seasonal, are those who in the November 15 pay period were paid for working at least the number of hours typically worked in a week by employees of the reporting establishment.

# 1948 CENSUS OF BUSINESS

RETAIL, WHOLESALE, SERVICE TRADES

U. S. DEPARTMENT OF COMMERCE  
BUREAU OF THE CENSUS

## PRELIMINARY

For Release May 8, 1950

Release Series BC-1P43-020

### SANPETE COUNTY, UTAH

Retail, wholesale, and service establishments located in Sanpete County, Utah, showed a substantial expansion in dollar volume of trade from 1939 to 1948 according to preliminary figures from the 1948 Census of Business released today by the Bureau of the Census, U. S. Department of Commerce.

Retail sales in the county during 1948 aggregated \$8.5 million, an increase of 240 percent over the \$2.5 million in 1939, when the preceding Census of Business was taken. Wholesale sales in the county reached a total of \$985,000 in 1948 as compared with \$706,000 in 1939. The service trades included in the Census of Business recorded receipts totaling \$191,000 in 1948 compared with \$94,000 in 1939.

Employment in the county also rose over the 9-year period between 1939 and 1948 for the above trades. Establishments in these trades reported a combined total of 448 paid employees for the workweek ended nearest November 15, 1948. This compared with a total of 282 employees reported for the week of November 15, 1939.

These preliminary figures have been derived from a Census report on Sanpete County, Utah. Final figures, superseding the preliminary data for Sanpete County, will be included in a Bulletin for the State of Utah to be issued in several months. Similar data will be made available this year in preliminary and final form for each of the counties and States. A single copy of the preliminary release for Sanpete County as well as an order blank for other area releases may be obtained by writing to the Bureau of the Census, Washington 25, D. C.

Table 1.—CENSUS OF BUSINESS PRELIMINARY RESULTS FOR 1948, BY TRADE GROUP

## SANPETE COUNTY, UTAH

Trade group and kind of business	Number of establishments	1948 sales and receipts (Thousand dollars)	Active proprietors of unincorporated businesses Nov. 1948	Paid employees, workweek ended nearest Nov. 15, 1948	
				Total employees <sup>1</sup>	Full workweek employees
RETAIL TRADE, total.....	199	8,470	210	414	299
Food group.....	36	1,395	41	39	19
Eating and drinking places.....	27	429	35	50	30
General merchandise grp, general stores.....	19	1,436	18	70	55
Apparel group.....	6	92	7	8	7
Furniture-home furnishgs-appliance grp.....	10	463	14	19	11
Automotive group.....	18	1,339	19	78	61
Gasoline service stations.....	26	601	24	24	14
Lumber-building-hardware group.....	25	1,537	25	67	61
Drug and proprietary stores.....	9	337	11	33	18
All other retail stores.....	23	841	16	26	23
WHOLESALE TRADE.....	13	985	11	19	x
SELECTED SERVICE TRADES, <sup>2</sup> /total.....	48	191	48	15	9
Personal services.....	27	98	26	9	4
All other service trades.....	21	93	22	6	5
TOURIST COURTS AND CAMPS.....	6	20	6	3	-
AMUSEMENTS.....	12	140	13	39	x

x Not available.

<sup>1</sup>/ Includes employees paid for less than the full workweek.

<sup>2</sup>/ See General Description on this page for changes from the 1939 Census of Business in the coverage of Service Trades.

## GENERAL DESCRIPTION OF PRELIMINARY RELEASES FOR THE 1948 CENSUS OF BUSINESS

This series of releases, of which one is planned for each county in the United States, presents preliminary results of the 1948 Census of Business. The information is based on reports submitted by business establishments for that Census. The figures shown are preliminary, and are subject to revision in the final Census publications, but the changes are expected to be relatively minor with respect to coverage. The final Census figures will be issued in a series of Business Census bulletins which will show additional detailed kind-of-business information for all places where there are a sufficient number of establishments.

The 1948 Census of Business was taken under the provision of the Act of June 19, 1948, which provides that the Business Census be taken for 1948 and for each fifth year thereafter. Previous Business Censuses were taken for the years 1929, 1933, 1935, and 1939.

**Scope of the Census.**—The 1948 Census of Business covered all establishments in the following trades, as defined by the Standard Industrial Classification Manual, May 1949 issue, of the Executive Office of the President: all retail trades; all wholesale trades; all service trades in the following four groups—personal services, business services, automobile repairs and services, and miscellaneous repair services; hotels; tourist courts and camps; and amusements, including motion picture theaters. Some important services not covered are radio broadcasting and television, medical and health, legal, educational, nonprofit, accounting, and domestic services.

This coverage is similar to that of the 1939 Business Census. However, "custom trades" and "services incidental to transportation," which are no longer included in the standard classification of the service trades, are not covered by the 1948 Census. In a number of localities, these exclusions as well as

other changes in the standard classification may have a considerable effect in comparing 1948 with 1939 data, particularly with respect to establishment count.

**Establishment definition.**—For Census purposes, a business establishment is defined to include only enterprises conducted from a recognizable place of business, provided that the annual sales were in excess of \$5,000 for a wholesale trade establishment and \$500 for establishments in other trades. A detailed analysis of coverage will be provided in future Censuses of Business publications.

"Number of establishments" is the number of separate business locations, rather than the number of business companies or organizations, since the Census figures represent information reported separately for each business location or establishment. The establishment count reflects the number of places in business at the end of 1948 excluding administrative and executive offices of multiunit organizations, and "chain store" warehouses.

**Sales and receipts.**—"1948 sales and receipts" represents sales of merchandise and receipts from repairs and other services to customers. The figures reflect deductions for returned goods and allowances, but not for trade-in allowances; they exclude sales and excise taxes collected from customers and paid directly to any taxing agency.

**Proprietors.**—"Active proprietors..." represents owners and partners of unincorporated businesses who devoted the major portion of their time to the business in November 1948.

**Employment.**—"Number of paid employees..." represents all employees on the pay roll for the pay period ending nearest November 15, 1948. "Full workweek" employees, whether regular or seasonal, are those who in the November 15 pay period were paid for working at least the number of hours typically worked in a week by employees of the reporting establishment.



# 1948 CENSUS OF BUSINESS

RETAIL, WHOLESALE, SERVICE TRADES

U. S. DEPARTMENT OF COMMERCE  
BUREAU OF THE CENSUS

## PRELIMINARY

For Release April 10, 1950

Release Series BC-1P-43-021

### SEVIER COUNTY, UTAH

Retail, wholesale, and service establishments located in Sevier County, Utah, showed a substantial expansion in dollar volume of trade from 1939 to 1948 according to preliminary figures from the 1948 Census of Business released today by the Bureau of the Census, U. S. Department of Commerce.

Retail sales in the county during 1948 aggregated \$11.3 million, an increase of 265 percent over the \$3.1 million in 1939, when the preceding Census of Business was taken. Wholesale sales in the county reached a total of \$6.5 million in 1948 as compared with \$0.9 million in 1939. The service trades included in the Census of Business recorded receipts totaling \$250,000 in 1948 compared with \$107,000 in 1939.

Employment in the county also rose over the 9-year period between 1939 and 1948 for the above trades. Establishments in these trades reported a combined total of 593 paid employees for the workweek ended nearest November 15, 1948. This compared with a total of 284 employees reported for the week of November 15, 1939.

These preliminary figures have been derived from a Census report on Sevier County, Utah, which also includes data for the city of Richfield. Final figures, superseding the preliminary data for Sevier County, will be included in a Bulletin for the State of Utah to be issued in several months. Similar data will be made available this year in preliminary and final form for each of the counties and States. A single copy of the preliminary release for Sevier County as well as an order blank for other area releases may be obtained by writing to the Bureau of the Census, Washington 25, D. C.

Table 1.—CENSUS OF BUSINESS PRELIMINARY RESULTS FOR 1948, BY TRADE GROUP

### SEVIER COUNTY, UTAH

Trade group and kind of business	Number of establishments	1948 sales and receipts (Thousand dollars)	Active proprietors of unincorporated businesses Nov. 1948	Paid employees, workweek ended nearest Nov. 15, 1948	
				Total employees <sup>1</sup>	Full workweek employees
RETAIL TRADE, total.....	175	11,250	177	462	372
Food group.....	28	1,498	28	57	35
Eating and drinking places.....	25	512	27	64	51
General merchandise grp, general stores	14	1,106	14	53	34
Apparel group.....	7	427	8	14	13
Furniture-home furnishgs-appliance grp.	12	731	13	32	23
Automotive group.....	18	3,225	21	105	100
Gasoline service stations.....	28	810	26	26	21
Lumber-building-hardware group.....	18	1,221	21	37	32
Drug and proprietary stores.....	6	242	7	18	14
All other retail stores.....	19	1,478	12	56	49
WHOLESALE TRADE.....	21	6,528	18	104	x
SELECTED SERVICE TRADES, <sup>2</sup> /total.....	41	250	44	27	23
Personal services.....	28	170	31	20	17
All other service trades.....	13	80	13	7	6
TOURIST COURTS AND CAMPS.....	9	102	14	9	7
AMUSEMENTS.....	6	173	7	77	x

x/ Not available.

1/ Includes employees paid for less than the full workweek.

2/ See General Description on last page for changes from the 1939 Census of Business in the coverage of Service Trades.

Table 2.—CENSUS OF BUSINESS PRELIMINARY RESULTS FOR 1948 FOR CITIES OF 2,500 INHABITANTS OR MORE

SEVIER COUNTY, UTAH

(Data omitted for trade groups where necessary to avoid disclosure)

City and trade group <sup>1</sup>	Number of establishments	1948 sales and receipts (Thousand dollars)	Active proprietors of unincorporated businesses Nov. 1948	Paid employees, workweek ended nearest Nov. 15, 1948	
				Total employees <sup>2</sup>	Full workweek employees
Richfield:					
Retail trade.....	74	7,376	70	293	241
Selected service trades....	24	166	25	21	18
Remainder of county:					
Retail trade.....	101	3,874	107	169	131
Selected service trades....	17	84	19	6	5

1/ See General Description on this page for changes from the 1939 Census of Business in the coverage of Service Trades.

2/ Includes employees paid for less than the full workweek.

GENERAL DESCRIPTION OF PRELIMINARY RELEASES FOR THE 1948 CENSUS OF BUSINESS

This series of releases, of which one is planned for each county in the United States, presents preliminary results of the 1948 Census of Business. The information is based on reports submitted by business establishments for that Census. The figures shown are preliminary, and are subject to revision in the final Census publications, but the changes are expected to be relatively minor with respect to coverage. The final Census figures will be issued in a series of Business Census bulletins which will show additional detailed kind-of-business information for all places where there are a sufficient number of establishments.

The 1948 Census of Business was taken under the provision of the Act of June 19, 1948, which provides that the Business Census be taken for 1948 and for each fifth year thereafter. Previous Business Censuses were taken for the years 1929, 1933, 1935, and 1939.

*Scope of the Census.*—The 1948 Census of Business covered all establishments in the following trades, as defined by the Standard Industrial Classification Manual, May 1949 issue, of the Executive Office of the President: all retail trades; all wholesale trades; all service trades in the following four groups—personal services, business services, automobile repairs and services, and miscellaneous repair services; hotels; tourist courts and camps; and amusements, including motion picture theaters. Some important services not covered are radio broadcasting and television, medical and health, legal, educational, nonprofit, accounting, and domestic services.

This coverage is similar to that of the 1939 Business Census. However, "custom trades" and "services incidental to transportation," which are no longer included in the standard classification of the service trades, are not covered by the 1948 Censuses. In a number of localities, these exclusions as well as

other changes in the standard classification may have a considerable effect in comparing 1948 with 1939 data, particularly with respect to establishment count.

*Establishment definition.*—For Census purposes, a business establishment is defined to include only enterprises conducted from a recognizable place of business, provided that the annual sales were in excess of \$5,000 for a wholesale trade establishment and \$500 for establishments in other trades. A detailed analysis of coverage will be provided in future Census of Business publications.

"Number of establishments" is the number of separate business locations, rather than the number of business companies or organizations, since the Census figures represent information reported separately for each business location or establishment. The establishment count reflects the number of places in business at the end of 1948 excluding administrative and executive offices of multiunit organizations, and "chain store" warehouses.

*Sales and receipts.*—"1948 sales and receipts" represents sales of merchandise and receipts from repairs and other services to customers. The figures reflect deductions for returned goods and allowances, but not for trade-in allowances; they exclude sales and excise taxes collected from customers and paid directly to any taxing agency.

*Proprietors.*—"Active proprietors..." represents owners and partners of unincorporated businesses who devoted the major portion of their time to the business in November 1948.

*Employment.*—"Number of paid employees..." represents all employees on the pay roll for the pay period ending nearest November 15, 1948. "Full workweek" employees, whether regular or seasonal, are those who in the November 15 pay period were paid for working at least the number of hours typically worked in a week by employees of the reporting establishment.

# 1948 CENSUS OF BUSINESS

RETAIL, WHOLESALE, SERVICE TRADES

U. S. DEPARTMENT OF COMMERCE  
BUREAU OF THE CENSUS

## PRELIMINARY

For Release March 27, 1950

Release Series BC-1P-15-022

### SUMMIT COUNTY, UTAH

Retail, wholesale, and service establishments located in Summit County, Utah, showed a substantial expansion in dollar volume of trade from 1939 to 1948 according to preliminary figures from the 1948 Census of Business released today by the Bureau of the Census, U. S. Department of Commerce.

Retail sales in the county during 1948 aggregated \$4.1 million, an increase of 156 percent over the \$1.6 million in 1939, when the preceding Census of Business was taken. Wholesale sales in the county reached a total of \$686,000 in 1948 as compared with \$630,000 in 1939. The service trades included in the Census of Business recorded receipts totaling \$73,000 in 1948 compared with \$33,000 in 1939.

Employment in the county decreased over the 9-year period between 1939 and 1948 for the above trades. Establishments in these trades reported a combined total of 165 paid employees for the week ended nearest November 15, 1948. This compared with a total of 178 employees reported for the week of November 15, 1939.

These preliminary figures have been derived from a Census report on Summit County, Utah, which also includes data for Park City. Final figures, superseding the preliminary data for Summit County, will be included in a bulletin for the State of Utah to be issued in several months. Similar data will be made available this year in preliminary and final form for each of the counties and States. A single copy of the preliminary release for Summit County as well as an order blank for other area releases may be obtained by writing to the Bureau of the Census, Washington 25, D. C.

Table 1.—CENSUS OF BUSINESS PRELIMINARY RESULTS FOR 1948, BY TRADE GROUP  
SUMMIT COUNTY, UTAH

Trade group and kind of business	Number of establishments	1948 sales and receipts (Thousand dollars)	Active proprietors of unincorporated businesses Nov. 1948	Paid employees, workweek ended nearest Nov. 15, 1948	
				Total employees <sup>1</sup>	Full workweek employees
RETAIL TRADE, total.....	105	4,069	106	155	115
Food group.....	19	996	21	35	21
Eating and drinking places....	21	416	23	39	29
Gasoline service stations.....	21	375	21	13	12
All other retail stores.....	44	2,282	41	68	53
WHOLESALE TRADE.....	9	686	8	4	x
SELECTED SERVICE TRADES <sup>2/</sup> .....	17	73	17	6	5

x Not available.

<sup>1/</sup> Includes employees paid for 1 or more than full workweek.

<sup>2/</sup> See general description on last page for changes from the 1939 Census of Business in the coverage of Service Trades.

Table 2.—CENSUS OF BUSINESS PRELIMINARY RESULTS FOR 1948 FOR CITIES OF 2,500 INHABITANTS OR MORE

SUMMIT COUNTY, UTAH

(Data omitted for trade groups where necessary to avoid disclosure)

City and trade group <sup>1</sup>	Number of establishments	1948 sales and receipts (Thousand dollars)	Active proprietors of unincorporated businesses Nov. 1948	Paid employees, workweek ended nearest Nov. 15, 1948	
				Total employees <sup>2</sup>	Full workweek employees
Park City:					
Retail trade.....	33	1,517	30	60	42
Selected service trades.....	8	40	7	6	5
Remainder of county:					
Retail trade.....	72	2,552	76	95	73
Selected service trades.....	9	33	10	--	--

1/ See General Description on this page for changes from the 1939 Census of Business in the coverage of Service Trades.

2/ Includes employees paid for less than the full workweek.

GENERAL DESCRIPTION OF PRELIMINARY RELEASES FOR THE 1948 CENSUS OF BUSINESS

This series of releases, of which one is planned for each county in the United States, presents preliminary results of the 1948 Census of Business. The information is based on reports submitted by business establishments for that Census. The figures shown are preliminary, and are subject to revision in the final Census publications, but the changes are expected to be relatively minor with respect to coverage. The final Census figures will be issued in a series of Business Census bulletins which will show additional detailed kind-of-business information for all places where there are a sufficient number of establishments.

The 1948 Census of Business was taken under the provision of the Act of June 19, 1948, which provides that the Business Census be taken for 1948 and for each fifth year thereafter. Previous Business Censuses were taken for the years 1929, 1933, 1935, and 1939.

*Scope of the Census.*—The 1948 Census of Business covered all establishments in the following trades, as defined by the Standard Industrial Classification Manual, May 1949 issue, of the Executive Office of the President: all retail trade; all wholesale trades; all service trades in the following four groups—personal services, business services, automobile repairs and service, and miscellaneous repair services; hotels; tourist courts and camps; and amusements, including motion picture theaters. Some important services not covered are radio broadcasting and television, medical and health, legal, educational, nonprofit, accounting, and domestic services.

This coverage is similar to that of the 1939 Business Census. However, "custom trades" and "services incidental to transportation," which are no longer included in the standard classification of the service trades, are not covered by the 1948 Census. In a number of localities, these exclusions as well as other changes in the standard classification may have

a considerable effect in comparing 1948 with 1939 data, particularly with respect to establishment count.

*Establishment definition.*—For Census purposes, a business establishment is defined to include only enterprises conducted from a recognizable place of business, provided that the annual sales were in excess of \$5,000 for a wholesale trade establishment and \$500 for establishments in other trades. A detailed analysis of coverage will be provided in future Census of Business publications.

"Number of establishments" is the number of separate business locations, rather than the number of business companies or organizations, since the Census figures represent information reported separately for each business location or establishment. The establishment count reflects the number of places in business at the end of 1948 excluding administrative and executive offices of multiunit organizations, and "chain store" warehouses.

*Sales and receipts.*—"1948 sales and receipts" represents sales of merchandise and receipts from repairs and other services to customers. The figures reflect deductions for returned goods and allowances, but not for trade-in allowances; they exclude sales and excise taxes collected from customers and paid directly to any taxing agency.

*Proprietors.*—"Active proprietors..." represents owners and partners of unincorporated businesses who devoted the major portion of their time to the business in November 1948.

*Employment.*—"Number of paid employees..." represents all employees on the pay roll for the pay period ending nearest November 15, 1948. "Full workweek" employees, whether regular or seasonal, are those who in the November 15 pay period were paid for working at least the number of hours typically worked in a week by employees of the reporting establishment.

# 1948 CENSUS OF BUSINESS

RETAIL, WHOLESALE, SERVICE TRADES

U. S. DEPARTMENT OF COMMERCE  
BUREAU OF THE CENSUS

## PRELIMINARY

For Release March 27, 1950

Release Series BC-1P-43-023

### TOOELE COUNTY, UTAH

Retail, wholesale, and service establishments located in Tooele County, Utah, showed a substantial expansion in dollar volume of trade from 1939 to 1948 according to preliminary figures from the 1948 Census of Business released today by the Bureau of the Census, U. S. Department of Commerce.

Retail sales in the county during 1948 aggregated \$8.9 million, an increase of 305 percent over the \$2.2 million in 1939, when the preceding Census of Business was taken. Wholesale sales in the county reached a total of \$1.8 million in 1948 as compared with \$0.5 million in 1939. The service trades included in the Census of Business recorded receipts totaling \$251,000 in 1948 compared with \$41,000 in 1939.

Employment in the county also rose over the 9-year period between 1939 and 1948 for the above trades. Establishments in these trades reported a combined total of 442 paid employees for the workweek ended nearest November 15, 1948. This compared with a total of 188 employees reported for the week of November 15, 1939.

These preliminary figures have been derived from a Census report on Tooele County, Utah, which also includes data for the city of Tooele. Final figures, superseding the preliminary data for Tooele County, will be included in a Bulletin for the State of Utah to be issued in several months. Similar data will be made available this year in preliminary and final form for each of the counties and States. A single copy of the preliminary release for Tooele County as well as an order blank for other area releases may be obtained by writing to the Bureau of the Census, Washington 25, D. C.

Table 1.—CENSUS OF BUSINESS PRELIMINARY RESULTS FOR 1948, BY TRADE GROUP

### TOOELE COUNTY, UTAH

Trade group and kind of business	Number of establishments	1948 sales and receipts (Thousand dollars)	Active proprietors of unincorporated businesses Nov. 1948	Paid employees, workweek ended nearest Nov. 15, 1948	
				Total employees <sup>1</sup>	Full workweek employees
RETAIL TRADE, total.....	157	8,870	171	399	281
Food group.....	28	2,421	30	70	39
Eating and drinking places.....	38	1,023	44	91	71
Apparel group.....	6	188	5	10	10
Automotive group.....	13	1,711	13	67	50
Gasoline service stations.....	33	979	38	27	21
Lumber-building-hardware group.	8	483	11	32	20
Drug and proprietary stores....	8	486	7	21	19
All other retail stores.....	23	1,579	23	81	51
WHOLESALE TRADE.....	14	1,761	11	23	x
SELECTED SERVICE TRADES, <sup>2/</sup> total..	38	251	40	20	15
Personal services.....	25	163	28	14	10
All other service trades.....	13	88	12	6	5

x Not available.

<sup>1/</sup> Includes employees paid for less than the full workweek.

<sup>2/</sup> See General Description on last page for changes from the 1939 Census of Business in the coverage of Service Trades.

Table 2.—CENSUS OF BUSINESS PRELIMINARY RESULTS FOR 1948 FOR CITIES OF 2,500 INHABITANTS OR MORE

TOOELE COUNTY, UTAH

(Data omitted for trade groups where necessary to avoid disclosure)

City and trade group <sup>1</sup>	Number of establishments	1948 sales and receipts (Thousand dollars)	Active proprietors of unincorporated businesses Nov. 1948	Paid employees, workweek ended nearest Nov. 15, 1948	
				Total employees <sup>2</sup>	Full workweek employees
Tooele:					
Retail trade.....	92	6,715	108	309	212
Wholesale trade.....	9	1,176	7	19	x
Selected service trades....	24	175	27	11	9
Remainder of county: <sup>3/</sup>					
Retail trade.....	65	2,155	63	90	69
Wholesale trade.....	5	585	4	4	x
Selected service trades....	14	76	13	9	6

x Not available.

1/ See General Description on this page for changes from the 1939 Census of Business in the coverage of Service Trades.

2/ Includes employees paid for less than the full workweek.

3/ Includes figures for establishments other than wholesale, not located in cities of 2,500 inhabitants or more, and wholesale establishments not located in cities of 5,000 inhabitants or more.

GENERAL DESCRIPTION OF PRELIMINARY RELEASES FOR THE 1948 CENSUS OF BUSINESS

This series of releases, of which one is planned for each county in the United States, presents preliminary results of the 1948 Census of Business. The information is based on reports submitted by business establishments for that Census. The figures shown are preliminary, and are subject to revision in the final Census publications, but the changes are expected to be relatively minor with respect to coverage. The final Census figures will be issued in a series of Business Census bulletins which will show additional detailed kind-of-business information for all places where there are a sufficient number of establishments.

The 1948 Census of Business was taken under the provision of the Act of June 19, 1948, which provides that the Business Census be taken for 1948 and for each fifth year thereafter. Previous Business Censuses were taken for the years 1929, 1933, 1935, and 1939.

**Scope of the Census.**—The 1948 Census of Business covered all establishments in the following trades, as defined by the Standard Industrial Classification Manual, May 1949 issue, of the Executive Office of the President: all retail trades; all wholesale trades; all service trades in the following four groups—personal services, business services, automobile repairs and services, and miscellaneous repair services; hotels; tourist courts and camps; and amusements, including motion picture theaters. Some important services not covered are radio broadcasting and television, medical and health, legal, educational, nonprofit, accounting, and domestic services.

This coverage is similar to that of the 1939 Business Census. However, "custom trades" and "service incidental to transportation," which are no longer included in the standard classification of the service trades, are not covered by the 1948 Census. In a number of localities, these exclusions as well as other changes in the standard classification may have

a considerable effect in comparing 1948 with 1939 data, particularly with respect to establishment count.

**Establishment definition.**—For Census purposes, a business establishment is defined to include only enterprises conducted from a recognizable place of business, provided that the annual sales were in excess of \$5,000 for a wholesale trade establishment and \$500 for establishments in other trades. A detailed analysis of coverage will be provided in future Census of Business publications.

"Number of establishments" is the number of separate business locations, rather than the number of business companies or organizations, since the Census figures represent information reported separately for each business location or establishment. The establishment count reflects the number of places in business at the end of 1948 excluding administrative and executive offices of multiunit organizations, and "chain store" warehouses.

**Sales and receipts.**—"1948 sales and receipts" represents sales of merchandise and receipts from repairs and other services to customers. The figures reflect deductions for returned goods and allowances, but not for trade-in allowances; they exclude sales and excise taxes collected from customers and paid directly to any taxing agency.

**Proprietors.**—"Active proprietors..." represents owners and partners of unincorporated businesses who devoted the major portion of their time to the business in November 1948.

**Employment.**—"Number of paid employees..." represents all employees on the pay roll for the pay period ending nearest November 15, 1948. "Full workweek" employees, whether regular or seasonal, are those who in the November 15 pay period were paid for working at least the number of hours typically worked in a week by employees of the reporting establishment.

# 1948 CENSUS OF BUSINESS

RETAIL, WHOLESALE, SERVICE TRADES

U. S. DEPARTMENT OF COMMERCE  
BUREAU OF THE CENSUS

## PRELIMINARY

For Release March 27, 1950

Release Series BC-1P-43-024

### UINTAH COUNTY, UTAH

Retail, wholesale, and service establishments located in Uintah County, Utah, showed a substantial expansion in dollar volume of trade from 1939 to 1948 according to preliminary figures from the 1948 Census of Business released today by the Bureau of the Census, U. S. Department of Commerce.

Retail sales in the county during 1948 aggregated \$7.1 million, an increase of 344 percent over the \$1.6 million in 1939, when the preceding Census of Business was taken. Wholesale sales in the county reached a total of \$919,000 in 1948 as compared with \$675,000 in 1939. The service trades included in the Census of Business recorded receipts totaling \$273,000 in 1948 compared with \$50,000 in 1939.

Employment in the county also rose over the 9-year period between 1939 and 1948 for the above trades. Establishments in these trades reported a combined total of 328 paid employees for the workweek ended nearest November 15, 1948. This compared with a total of 202 employees reported for the week of November 15, 1939.

These preliminary figures have been derived from a Census report on Uintah County, Utah. Final figures, superseding the preliminary data for Uintah County, will be included in a Bulletin for the State of Utah to be issued in several months. Similar data will be made available this year in preliminary and final form for each of the counties and States. A single copy of the preliminary release for Uintah County as well as an order blank for other area releases may be obtained by writing to the Bureau of the Census, Washington 25, D. C.

Table 1.—CENSUS OF BUSINESS PRELIMINARY RESULTS FOR 1948, BY TRADE GROUP

### UINTAH COUNTY, UTAH

Trade group and kind of business	Number of establishments	1948 sales and receipts (Thousand dollars)	Active proprietors of unincorporated businesses Nov. 1948	Paid employees, workweek ended nearest Nov. 15, 1948	
				Total employees <sup>1</sup>	Full workweek employees
RETAIL TRADE, total.....	106	7,073	112	274	229
Food group.....	16	751	18	22	18
Eating and drinking places.....	14	328	15	30	23
Gasoline service stations.....	16	797	18	25	22
All other retail stores.....	60	5,197	61	197	166
WHOLESALE TRADE.....	6	919	7	11	x
SELECTED SERVICE TRADES <sup>2/</sup> .....	18	273	19	43	42
TOURIST COURTS AND CAMPS.....	7	107	8	11	6

x Not available.

<sup>1/</sup> Includes employees paid for less than the full workweek.

<sup>2/</sup> See General Description on last page for changes from the 1939 Census of Business in the coverage of Service Trades.

## GENERAL DESCRIPTION OF PRELIMINARY RELEASES FOR THE 1948 CENSUS OF BUSINESS

This series of releases, of which one is planned for each county in the United States, presents preliminary results of the 1948 Census of Business. The information is based on reports submitted by business establishments for that Census. The figures shown are preliminary, and are subject to revision in the final Census publications, but the changes are expected to be relatively minor with respect to coverage. The final Census figures will be issued in a series of Business Census bulletins which will show additional detailed kind-of-business information for all places where there are a sufficient number of establishments.

The 1948 Census of Business was taken under the provision of the Act of June 19, 1948, which provides that the Business Census be taken for 1948 and for each fifth year thereafter. Previous Business Censuses were taken for the years 1929, 1933, 1935, and 1939.

*Scope of the Census.*—The 1948 Census of Business covered all establishments in the following trades, as defined by the Standard Industrial Classification Manual, May 1949 issue, of the Executive Office of the President: all retail trades; all wholesale trades; all service trades in the following four groups—personal services, business services, automobile repairs and services, and miscellaneous repair services; hotels; tourist courts and camps; and amusements, including motion picture theaters. Some important services not covered are radio broadcasting and television, medical and health, legal, educational, nonprofit, accounting, and domestic services.

This coverage is similar to that of the 1939 Business Census. However, "custom trades" and "services incidental to transportation," which are no longer included in the standard classification of the service trades, are not covered by the 1948 Census. In a number of localities, these exclusions as well as other changes in the standard classification may have a considerable effect in comparing

1948 with 1939 data, particularly with respect to establishment count.

*Establishment definition.*—For Census purposes, a business establishment is defined to include only enterprises conducted from a recognizable place of business, provided that the annual sales were in excess of \$5,000 for a wholesale trade establishment and \$500 for establishments in other trades. A detailed analysis of coverage will be provided in future Census of Business publications.

"Number of establishments" is the number of separate business locations, rather than the number of business companies or organizations, since the Census figures represent information reported separately for each business location or establishment. The establishment count reflects the number of places in business at the end of 1948 excluding administrative and executive offices of multiunit organizations, and "chain store" warehouses.

*Sales and receipts.*—"1948 sales and receipts" represents sales of merchandise and receipts from repairs and other services to customers. The figures reflect deductions for returned goods and allowances, but not for trade-in allowances; they exclude sales and excise taxes collected from customers and paid directly to any taxing agency.

*Proprietors.*—"Active proprietors..." represents owners and partners of unincorporated businesses who devoted the major portion of their time to the business in November 1948.

*Employment.*—"Number of paid employees..." represents all employees on the pay roll for the pay period ending nearest November 15, 1948. "Full workweek" employees, whether regular or seasonal, are those who in the November 15 pay period were paid for working at least the number of hours typically worked in a week by employees of the reporting establishment.



# 1948 CENSUS OF BUSINESS

RETAIL, WHOLESALE, SERVICE TRADES

U. S. DEPARTMENT OF COMMERCE  
BUREAU OF THE CENSUS

## PRELIMINARY

For Release May 8, 1950

Release Series BC-1P-43-025

### UTAH COUNTY, UTAH

Retail, wholesale, and service establishments located in Utah County, Utah, showed a substantial expansion in dollar volume of trade from 1939 to 1948 according to preliminary figures from the 1948 Census of Business released today by the Bureau of the Census, U. S. Department of Commerce.

Retail sales in the county during 1948 aggregated \$57.8 million, an increase of 296 percent over the \$14.6 million in 1939, when the preceding Census of Business was taken. Wholesale sales in the county reached a total of \$15.1 million in 1948 as compared with \$7.0 million in 1939. The service trades included in the Census of Business recorded receipts totaling \$2.4 million in 1948 compared with \$0.5 million in 1939.

Employment in the county also rose over the 9-year period between 1939 and 1948 for the above trades. Establishments in these trades reported a combined total of 3,766 paid employees for the workweek ended nearest November 15, 1948. This compared with a total of 2,023 employees reported for the week of November 15, 1939.

These preliminary figures have been derived from a Census report on Utah County, Utah, which also includes data for the cities of American Fork, Lehi, Orem, Payson, Provo, Spanish Fork, and Springville. Final figures, superseding the preliminary data for Utah County, will be included in a Bulletin for the State of Utah to be issued in several months. Similar data will be made available this year in preliminary and final form for each of the counties and States. A single copy of the preliminary release for Utah County as well as an order blank for other area releases may be obtained by writing to the Bureau of the Census, Washington 25, D. C.

Table 1.—CENSUS OF BUSINESS PRELIMINARY RESULTS FOR 1948, BY TRADE GROUP

### UTAH COUNTY, UTAH

Trade group and kind of business	Number of establishments	1948 sales and receipts (Thousand dollars)	Active proprietors of unincorporated businesses Nov. 1948	Paid employees, workweek ended nearest Nov. 15, 1948	
				Total employees <sup>1</sup>	Full workweek employees
RETAIL TRADE, total.....	759	57,839	667	3,061	2,318
Food group.....	173	12,656	174	409	264
Eating and drinking places.....	131	3,022	126	461	308
General merchandise group, general stores....	29	6,428	16	445	326
Apparel group.....	39	2,252	38	148	116
Furniture—home furnishings—appliance group..	40	3,113	24	250	197
Automotive group.....	52	10,229	44	392	364
Gasoline service stations.....	118	4,546	109	166	113
Lumber—building—hardware group.....	65	7,283	42	368	324
Drug and proprietary stores.....	24	1,753	19	167	145
All other retail stores.....	88	6,557	75	254	161
WHOLESALE TRADE, total.....	53	15,098	35	355	x
Merchant wholesalers.....	35	9,053	25	250	x
Petroleum bulk plants, terminals.....	12	5,403	9	58	x
Other types of wholesalers.....	6	642	1	47	x
SELECTED SERVICE TRADES, <sup>2/</sup> total.....	238	2,388	260	350	301
Personal services.....	137	1,263	150	257	216
Business services.....	9	145	10	12	10
Automotive repairs and services.....	50	573	57	45	41
Other repair services.....	42	407	43	36	34
TOURIST COURTS AND CAMPS.....	27	220	27	22	13
AMUSEMENTS.....	27	1,029	17	211	x

x Not available.

<sup>1/</sup> Includes employees paid for less than the full workweek.

<sup>2/</sup> See General Description on last page for changes from the 1939 Census of Business in the coverage of Service Trades.

Table 2.—CENSUS OF BUSINESS PRELIMINARY RESULTS FOR 1948 FOR CITIES OF 2,500 INHABITANTS OR MORE

UTAH COUNTY, UTAH

(Data omitted for trade groups where necessary to avoid disclosure)

City and trade group <sup>1</sup>	Number of establishments	1948 sales and receipts (Thousand dollars)	Active proprietors of unincorporated businesses Nov. 1948	Paid employees, workweek ended nearest Nov. 15, 1948	
				Total employees <sup>2</sup>	Full workweek employees
American Fork:					
Retail trade.....	64	5,321	47	209	173
Selected service trades.....	19	184	23	39	31
Lehi:					
Retail trade.....	48	1,946	45	84	62
Selected service trades.....	14	77	12	4	4
Orem:					
Retail trade.....	66	2,910	65	137	113
Selected service trades.....	23	191	25	13	11
Payson:					
Retail trade.....	57	4,069	54	164	124
Selected service trades.....	18	122	21	15	13
Provo:					
Retail trade.....	269	29,763	230	1,878	1,409
Wholesale trade.....	38	11,954	27	278	x
Selected service trades.....	90	1,251	95	237	203
Tourist courts and camps.....	9	94	11	10	8
Spanish Fork:					
Retail trade.....	74	5,479	62	208	163
Selected service trades.....	26	159	28	11	10
Springville:					
Retail trade.....	64	4,464	50	216	159
Selected service trades.....	26	230	31	24	23
Amusements.....	5	140	5	44	x
Remainder of county: <sup>3/</sup>					
Retail trade.....	117	3,887	114	165	115
Wholesale trade.....	15	3,144	8	77	x
Selected service trades.....	22	174	25	7	6

x Not available.

<sup>1/</sup> See General Description on last page for changes from the 1939 Census of Business in the coverage of Service Trades.

<sup>2/</sup> Includes employees paid for less than the full workweek.

<sup>3/</sup> Includes figures for establishments, other than wholesale, not located in cities of 2,500 inhabitants or more, and wholesale establishments not located in cities of 5,000 inhabitants or more.

GENERAL DESCRIPTION OF PRELIMINARY RELEASES FOR THE  
1948 CENSUS OF BUSINESS

This series of releases, of which one is planned for each county in the United States, presents preliminary results of the 1948 Census of Business. The information is based on reports submitted by business establishments for that Census. The figures shown are preliminary, and are subject to revision in the final Census publications, but the changes are expected to be relatively minor with respect to coverage. The final Census figures will be issued in a series of Business Census bulletins which will show additional detailed kind-of-business information for all places where there are a sufficient number of establishments.

The 1948 Census of Business was taken under the provision of the Act of June 19, 1948, which provides that the Business Census be taken for 1948 and for each fifth year thereafter. Previous Business Censuses were taken for the years 1929, 1933, 1935, and 1939.

*Scope of the Census.*—The 1948 Census of Business covered all establishments in the following trades, as defined by the Standard Industrial Classification Manual, May 1949 issue, of the Executive Office of the President: all retail trades; all wholesale trades; all service trades in the following four groups—personal services, business services, automobile repairs and services, and miscellaneous repair services; hotels; tourist courts and camps; and amusements, including motion picture theaters. Some important services not covered are radio broadcasting and television, medical and health, legal, educational, nonprofit, accounting, and domestic services.

This coverage is similar to that of the 1939 Business Census. However, "custom trades" and "services incidental to transportation," which are no longer included in the standard classification of the service trades, are not covered by the 1948 Census. In a number of localities, these exclusions as well as other changes in the standard classification may have a considerable effect in comparing

1948 with 1939 data, particularly with respect to establishment count.


*Establishment definition.*—For Census purposes, a business establishment is defined to include only enterprises conducted from a recognizable place of business, provided that the annual sales were in excess of \$5,000 for a wholesale trade establishment and \$500 for establishments in other trades. A detailed analysis of coverage will be provided in future Census of Business publications.

"Number of establishments" is the number of separate business locations, rather than the number of business companies or organizations, since the Census figures represent information reported separately for each business location or establishment. The establishment count reflects the number of places in business at the end of 1948 excluding administrative and executive offices of multiunit organizations, and "chain store" warehouses.

*Sales and receipts.*—"1948 sales and receipts" represents sales of merchandise and receipts from repairs and other services to customers. The figures reflect deductions for returned goods and allowances, but not for trade-in allowances; they exclude sales and excise taxes collected from customers and paid directly to any taxing agency.

*Proprietors.*—"Active proprietors..." represents owners and partners of unincorporated businesses who devoted the major portion of their time to the business in November 1948.

*Employment.*—"Number of paid employees..." represents all employees on the pay roll for the pay period ending nearest November 15, 1948. "Full workweek" employees, whether regular or seasonal, are those who in the November 15 pay period were paid for working at least the number of hours typically worked in a week by employees of the reporting establishment.



# 1948 CENSUS OF BUSINESS

RETAIL, WHOLESALE, SERVICE TRADES

U. S. DEPARTMENT OF COMMERCE  
BUREAU OF THE CENSUS

## PRELIMINARY

For Release March 27, 1950

Release Series BC-1P-43-026

### WASATCH COUNTY, UTAH

Retail, wholesale, and service establishments located in Wasatch County, Utah, showed a substantial expansion in dollar volume of trade from 1939 to 1948 according to preliminary figures from the 1948 Census of Business released today by the Bureau of the Census, U. S. Department of Commerce.

Retail sales in the county during 1948 aggregated \$4.6 million, an increase of 254 percent over the \$1.3 million in 1939, when the preceding Census of Business was taken. Wholesale sales in the county reached a total of \$649,000 in 1948 as compared with \$373,000 in 1939. The service trades included in the Census of Business recorded receipts totaling \$201,000 in 1948 compared with \$52,000 in 1939.

Employment in the county also rose over the 9-year period between 1939 and 1948 for the above trades. Establishments in these trades reported a combined total of 235 paid employees for the workweek ended nearest November 15, 1948. This compared with a total of 136 employees reported for the week of November 15, 1939.

These preliminary figures have been derived from a Census report on Wasatch County, Utah, which also included data for the city of Heber. Final figures, superseding the preliminary data for Wasatch County, will be included in a Bulletin for the State of Utah to be issued in several months. Similar data will be made available this year in preliminary and final form for each of the counties and States. A single copy of the preliminary release for Wasatch County as well as an order blank for other area releases may be obtained by writing to the Bureau of the Census, Washington 25, D. C.

Table 1.—CENSUS OF BUSINESS PRELIMINARY RESULTS FOR 1948, BY TRADE GROUP

### WASATCH COUNTY, UTAH

Trade group and kind of business	Number of establishments	1948 sales and receipts (Thousand dollars)	Active proprietors of unincorporated businesses Nov. 1948	Paid employees, workweek ended nearest Nov. 15, 1948	
				Total employees <sup>1</sup>	Full workweek employees
RETAIL TRADE, total.....	71	4,616	69	222	185
Food group.....	7	577	6	19	14
Eating and drinking places.....	17	447	20	40	27
Gasoline service stations.....	18	344	19	13	7
All other retail stores.....	29	3,248	24	150	140
WHOLESALE TRADE.....	7	649	7	6	6
SERVICE TRADES <sup>2/</sup> .....	13	201	11	7	5
TOURIST COURTS AND CLERKS.....	5	30	6	-	-

x Not available.

1/ Includes employees paid for less than the full workweek.

2/ See General Description of 1948 page for changes from the 1939 Census of Business in the coverage of service trades.

Table 2.—CENSUS OF BUSINESS PRELIMINARY RESULTS FOR 1948 FOR CITIES OF 2,500 INHABITANTS OR MORE

WASATCH COUNTY, UTAH

(Data omitted for trade groups where necessary to avoid disclosure)

City and trade group <sup>1</sup>	Number of establishments	1948 sales and receipts (Thousand dollars)	Active proprietors of unincorporated businesses Nov. 1948	Paid employees, workweek ended nearest Nov. 15, 1948	
				Total employees <sup>2</sup>	Full workweek employees
Heber:					
Retail trade.....	44	3,891	42	167	149
Selected service trades.....	13	201	11	7	5
Remainder of county:					
Retail trade.....	27	725	27	55	36

1/ See General Description on this page for changes from the 1939 Census of Business in the coverage of Service Trades.

2/ Includes employees paid for less than the full workweek.

GENERAL DESCRIPTION OF PRELIMINARY RELEASES FOR THE 1948 CENSUS OF BUSINESS

This series of releases, of which one is planned for each county in the United States, presents preliminary results of the 1948 Census of Business. The information is based on reports submitted by business establishments for that Census. The figures shown are preliminary, and are subject to revision in the final Census publications, but the changes are expected to be relatively minor with respect to coverage. The final Census figures will be issued in a series of Business Census bulletins which will show additional detailed kind-of-business information for all places where there are a sufficient number of establishments.

The 1948 Census of Business was taken under the provision of the Act of June 19, 1948, which provides that the Business Census be taken for 1948 and for each fifth year thereafter. Previous Business Censuses were taken for the years 1929, 1933, 1935, and 1939.

*Scope of the Census.*—The 1948 Census of Business covered all establishments in the following trades, as defined by the Standard Industrial Classification Manual, May 1949 issue, of the Executive Office of the President: all retail trades; all wholesale trades; all service trades in the following four groups—personal services, business services, automobile repairs and services, and miscellaneous repair services; hotels; tourist courts and camps; and amusements, including motion picture theaters. Some important services not covered are radio broadcasting and television, medical and health, legal, educational, nonprofit, accounting, and domestic services.

This coverage is similar to that of the 1939 Business Census. However, "custom trades" and "services incidental to transportation," which are no longer included in the standard classification of the service trades, are not covered by the 1948 Census. In a number of localities, these exclusions as well as other changes in the standard classification may have

a considerable effect in comparing 1948 with 1939 data, particularly with respect to establishment count.

*Establishment definition.*—For Census purposes, a business establishment is defined to include only enterprises conducted from a recognizable place of business, provided that the annual sales were in excess of \$5,000 for a wholesale trade establishment and \$500 for establishments in other trades. A detailed analysis of coverage will be provided in future Census of Business publications.

"Number of establishments" is the number of separate business locations, rather than the number of business companies or organizations, since the Census figures represent information reported separately for each business location or establishment. The establishment count reflects the number of places in business at the end of 1948 excluding administrative and executive offices of multiunit organizations, and "chain store" warehouses.

*Sales and receipts.*—"1948 sales and receipts" represents sales of merchandise and receipts from repairs and other services to customers. The figures reflect deductions for returned goods and allowances, but not for trade-in allowances; they exclude sales and excise taxes collected from customers and paid directly to any taxing agency.

*Proprietors.*—"Active proprietors..." represents owners and partners of unincorporated businesses who devoted the major portion of their time to the business in November 1948.

*Employment.*—"Number of paid employees..." represents all employees on the pay roll for the pay period ending nearest November 15, 1948. "Full workweek" employees, whether regular or seasonal, are those who in the November 15 pay period were paid for working at least the number of hours typically worked in a week by employees of the reporting establishment.

# 1948 CENSUS OF BUSINESS

RETAIL, WHOLESALE, SERVICE TRADES

U. S. DEPARTMENT OF COMMERCE  
BUREAU OF THE CENSUS

## PRELIMINARY

For Release March 27, 1950

Release Series BC-1P-43-027

### WASHINGTON COUNTY, UTAH

Retail, wholesale, and service establishments located in Washington County, Utah, showed a substantial expansion in dollar volume of trade from 1939 to 1948 according to preliminary figures from the 1948 Census of Business released today by the Bureau of the Census, U. S. Department of Commerce.

Retail sales in the county during 1948 aggregated \$6.5 million, an increase of 261 percent over the \$1.8 million in 1939, when the preceding Census of Business was taken. Wholesale sales in the county reached a total of \$1.9 million in 1948 as compared with \$0.6 million in 1939. The service trades included in the Census of Business recorded receipts totaling \$190,000 in 1948 compared with \$44,000 in 1939.

Employment in the county also rose over the 9-year period between 1939 and 1948 for the above trades. Establishments in these trades reported a combined total of 371 paid employees for the workweek ended nearest November 15, 1948. This compared with a total of 234 employees reported for the week of November 15, 1939.

These preliminary figures have been derived from a Census report on Washington County, Utah, which also includes data for the city of St. George. Final figures, superseding the preliminary data for Washington County, will be included in a Bulletin for the State of Utah to be issued in several months. Similar data will be made available this year in preliminary and final form for each of the counties and States. A single copy of the preliminary release for Washington County as well as an order blank for other area releases may be obtained by writing to the Bureau of the Census, Washington 25, D. C.

Table 1.—CENSUS OF BUSINESS PRELIMINARY RESULTS FOR 1948, BY TRADE GROUP  
WASHINGTON COUNTY, UTAH

Trade group and kind of business	Number of establishments	1948 sales and receipts (Thousand dollars)	Active proprietors of unincorporated businesses Nov. 1948	Paid employees, workweek ended nearest Nov. 15, 1948	
				Total employees <sup>1</sup>	Full workweek employees
RETAIL TRADE, total.....	120	6,468	114	318	234
Food group.....	17	1,067	22	46	35
Eating and drinking places.....	15	501	16	61	41
Gasoline service stations.....	32	902	28	46	29
All other retail stores.....	56	3,998	48	165	129
WHOLESALE TRADE.....	13	1,949	12	31	x
SELECTED SERVICE TRADES, <sup>2/</sup> total...	26	190	26	22	17
Personal services.....	18	136	18	19	15
All other service trades.....	8	54	8	3	2
TOURIST COURTS AND CAMPS.....	22	176	19	22	15

x Not available.

<sup>1/</sup> Includes employees paid for less than the full workweek.

<sup>2/</sup> See General Description on last page for changes from the 1939 Census of Business in the coverage of Service Trades.

Table 2.—CENSUS OF BUSINESS PRELIMINARY RESULTS FOR 1948 FOR CITIES OF 2,500 INHABITANTS OR MORE

WASHINGTON COUNTY, UTAH

(Data omitted for trade groups where necessary to avoid disclosure)

City and trade group <sup>1</sup>	Number of establishments	1948 sales and receipts (Thousand dollars)	Active proprietors of unincorporated businesses Nov. 1948	Paid employees, workweek ended nearest Nov. 15, 1948	
				Total employees <sup>2</sup>	Full workweek employees
St. George:					
Retail trade.....	67	5,033	66	257	200
Selected service trades....	20	152	21	19	14
Remainder of county:					
Retail trade.....	53	1,435	48	61	34
Selected service trades....	6	38	5	3	3

1/ See General Description on this page for changes from the 1939 Census of Business in the coverage of Service Trades.

2/ Includes employees paid for less than the full workweek.

GENERAL DESCRIPTION OF PRELIMINARY RELEASES FOR THE 1948 CENSUS OF BUSINESS

This series of releases, of which one is planned for each county in the United States, presents preliminary results of the 1948 Census of Business. The information is based on reports submitted by business establishments for that Census. The figures shown are preliminary, and are subject to revision in the final Census publications, but the changes are expected to be relatively minor with respect to coverage. The final Census figures will be issued in a series of Business Census bulletins which will show additional detailed kind-of-business information for all places where there are a sufficient number of establishments.

The 1948 Census of Business was taken under the provision of the Act of June 19, 1948, which provides that the Business Census be taken for 1948 and for each fifth year thereafter. Previous Business Censuses were taken for the years 1929, 1933, 1935, and 1939.

*Scope of the Census.*—The 1948 Census of Business covered all establishments in the following trades, as defined by the Standard Industrial Classification Manual, May 1949 issue, of the Executive Office of the President: all retail trades; all wholesale trades; all service trades in the following four groups—personal services, business services, automobile repairs and services, and miscellaneous repair services; hotels; tourist courts and camps; and amusements, including motion picture theaters. Some important services not covered are radio broadcasting and television, medical and health, legal, educational, nonprofit, accounting, and domestic services.

This coverage is similar to that of the 1939 Business Census. However, "custom trades" and "services incidental to transportation," which are no longer included in the standard classification of the service trades, are not covered by the 1948 Census. In a number of localities, these exclusions as well as other changes in the standard classification may have

a considerable effect in comparing 1948 with 1939 data, particularly with respect to establishment count.

*Establishment definition.*—For Census purposes, a business establishment is defined to include only enterprises conducted from a recognizable place of business, provided that the annual sales were in excess of \$5,000 for a wholesale trade establishment and \$500 for establishments in other trades. A detailed analysis of coverage will be provided in future Census of Business publications.

"Number of establishments" is the number of separate business locations, rather than the number of business companies or organizations, since the Census figures represent information reported separately for each business location or establishment. The establishment count reflects the number of places in business at the end of 1948 excluding administrative and executive offices of multiunit organizations, and "chain store" warehouses.

*Sales and receipts.*—"1948 sales and receipts" represents sales of merchandise and receipts from repairs and other services to customers. The figures reflect deductions for returned goods and allowances, but not for trade-in allowances; they exclude sales and excise taxes collected from customers and paid directly to any taxing agency.

*Proprietors.*—"Active proprietors..." represents owners and partners of unincorporated businesses who devoted the major portion of their time to the business in November 1948.

*Employment.*—"Number of paid employees..." represents all employees on the pay roll for the pay period ending nearest November 15, 1948. "Full workweek" employees, whether regular or seasonal, are those who in the November 15 pay period were paid for working at least the number of hours typically worked in a week by employees of the reporting establishment.



# 1948 CENSUS OF BUSINESS

RETAIL, WHOLESALE, SERVICE TRADES

U. S. DEPARTMENT OF COMMERCE  
BUREAU OF THE CENSUS

## PRELIMINARY

For Release May 8, 1950

Release Series BC-1P-43-028

### WAYNE COUNTY, UTAH

Retail establishments located in Wayne County, Utah, showed a substantial expansion in dollar volume of trade from 1939 to 1948 according to preliminary figures from the 1948 Census of Business released today by the Bureau of the Census, U. S. Department of Commerce.

Retail sales in the county during 1948 aggregated \$693,000, an increase of 450 percent over the \$126,000 in 1939, when the preceding Census of Business was taken.

Employment in the county also rose over the 9-year period between 1939 and 1948 for the above trades. Establishments in these trades reported a combined total of 18 paid employees for the workweek ended nearest November 15, 1948. This compared with a total of 9 employees reported for the week of November 15, 1939.

These preliminary figures have been derived from a Census report on Wayne County, Utah. Final figures, superseding the preliminary data for Wayne County, will be included in a Bulletin for the State of Utah to be issued in several months. Similar data will be made available this year in preliminary and final form for each of the counties and States. A single copy of the preliminary release for Wayne County as well as an order blank for other area releases may be obtained by writing to the Bureau of the Census, Washington 25, D. C.

Table 1.—CENSUS OF BUSINESS PRELIMINARY RESULTS FOR 1948, BY TRADE GROUP

### WAYNE COUNTY, UTAH

Trade group and kind of business	Number of establishments	1948 sales and receipts (Thousand dollars)	Active proprietors of unincorporated businesses Nov. 1948	Paid employees, workweek ended nearest Nov. 15, 1948	
				Total employees <sup>1</sup>	Full workweek employees
RETAIL TRADE, total.....	26	693	26	18	11
Food group.....	5	86	7	1	-
Gasoline service stations.....	5	106	5	1	1
All other retail stores.....	16	501	14	16	10

<sup>1</sup>/ Includes employees paid for less than the full workweek.

## GENERAL DESCRIPTION OF PRELIMINARY RELEASES FOR THE 1948 CENSUS OF BUSINESS

This series of releases, of which one is planned for each county in the United States, presents preliminary results of the 1948 Census of Business. The information is based on reports submitted by business establishments for that Census. The figures shown are preliminary, and are subject to revision in the final Census publications, but the changes are expected to be relatively minor with respect to coverage. The final Census figures will be issued in a series of Business Census bulletins which will show additional detailed kind-of-business information for all places where there are a sufficient number of establishments.

The 1948 Census of Business was taken under the provision of the Act of June 19, 1948, which provides that the Business Census be taken for 1948 and for each fifth year thereafter. Previous Business Censuses were taken for the years 1929, 1933, 1935, and 1939.

*Scope of the Census.*—The 1948 Census of Business covered all establishments in the following trades, as defined by the Standard Industrial Classification Manual, May 1949 issue, of the Executive Office of the President: all retail trades; all wholesale trades; all service trades in the following four groups—personal services, business services, automobile repairs and services, and miscellaneous repair services; hotels; tourist courts and camps; and amusements, including motion picture theaters. Some important services not covered are radio broadcasting and television, medical and health, legal, educational, nonprofit, accounting, and domestic services.

This coverage is similar to that of the 1939 Business Census. However, "custom trades" and "services incidental to transportation," which are no longer included in the standard classification of the service trades, are not covered by the 1948 Census. In a number of localities, these exclusions as well as other changes in the standard classification may have a considerable effect in comparing

1948 with 1939 data, particularly with respect to establishment count.

*Establishment definition.*—For Census purposes, a business establishment is defined to include only enterprises conducted from a recognizable place of business, provided that the annual sales were in excess of \$5,000 for a wholesale trade establishment and \$500 for establishments in other trades. A detailed analysis of coverage will be provided in future Census of Business publications.

"Number of establishments" is the number of separate business locations, rather than the number of business companies or organizations, since the Census figures represent information reported separately for each business location or establishment. The establishment count reflects the number of places in business at the end of 1948 excluding administrative and executive offices of multiunit organizations, and "chain store" warehouses.

*Sales and receipts.*—"1948 sales and receipts" represents sales of merchandise and receipts from repairs and other services to customers. The figures reflect deductions for returned goods and allowances, but not for trade-in allowances; they exclude sales and excise taxes collected from customers and paid directly to any taxing agency.

*Proprietors.*—"Active proprietors..." represents owners and partners of unincorporated businesses who devoted the major portion of their time to the business in November 1948.

*Employment.*—"Number of paid employees..." represents all employees on the pay roll for the pay period ending nearest November 15, 1948. "Full workweek" employees, whether regular or seasonal, are those who in the November 15 pay period were paid for working at least the number of hours typically worked in a week by employees of the reporting establishment.

# 1948 CENSUS OF BUSINESS

RETAIL, WHOLESALE, SERVICE TRADES

U. S. DEPARTMENT OF COMMERCE  
BUREAU OF THE CENSUS

## PRELIMINARY

For Release March 29, 1950

Release Series BC-1P-43-029

### WEBER COUNTY, UTAH

Retail, wholesale, and service establishments located in Weber County, Utah, showed a substantial expansion in dollar volume of trade from 1939 to 1948 according to preliminary figures from the 1948 Census of Business released today by the Bureau of the Census, U. S. Department of Commerce.

Retail sales in the county during 1948 aggregated \$75.5 million, an increase of 276 percent over the \$20.1 million in 1939, when the preceding Census of Business was taken. Wholesale sales in the county reached a total of \$141.3 million in 1948 as compared with \$33.7 million in 1939. The service trades included in the Census of Business recorded receipts totaling \$4.8 million in 1948 compared with \$1.4 million in 1939.

Employment in the county also rose over the 9-year period between 1939 and 1948 for the above trades. Establishments in these trades reported a combined total of 6,322 paid employees for the workweek ended nearest November 15, 1948. This compared with a total of 3,829 employees reported for the week of November 15, 1939.

These preliminary figures have been derived from a Census report on Weber County, Utah, which also includes data for the city of Ogden. Final figures, superseding the preliminary data for Weber County, will be included in a Bulletin for the State of Utah to be issued in several months. Similar data will be made available this year in preliminary and final form for each of the counties and States. A single copy of the preliminary release for Weber County as well as an order blank for other area releases may be obtained by writing to the Bureau of the Census, Washington 25, D. C.

48751

Table 1.—CENSUS OF BUSINESS PRELIMINARY RESULTS FOR 1948, BY TRADE GROUP  
WEBER COUNTY, UTAH

Trade group and kind of business	Number of establishments	1948 sales and receipts (Thousand dollars)	Active proprietors of unincorporated businesses Nov. 1948	Paid employees, workweek ended nearest Nov. 15, 1948	
				Total employees <sup>1</sup>	Full workweek employees
RETAIL TRADE, total.....	734	75,493	699	4,245	3,382
Food group.....	154	16,366	151	522	367
Eating and drinking places.....	163	5,586	190	779	636
General merchandise grp, general stores.	13	7,402	7	656	436
Apparel group.....	49	7,279	33	460	378
Furniture-home furnishgs-appliance grp.	38	4,943	31	288	266
Automotive group.....	42	10,117	38	391	372
Gasoline service stations.....	96	4,485	93	209	138
Lumber-building-hardware group.....	57	8,710	42	437	394
Drug and proprietary stores.....	17	2,339	14	154	114
All other retail stores.....	105	8,266	100	349	281
WHOLESALE TRADE, total.....	107	141,263	64	1,334	x
Merchant wholesalers.....	63	28,721	43	832	x
Groceries, foods.....	16	15,875	14	453	x
Mach'y, equip't, industrial supplies	9	1,403	5	67	x
Automotive parts, accessories.....	11	2,712	3	106	x
All other merchant wholesalers.....	27	8,731	21	206	x
Petroleum bulk plants, terminals.....	11	5,139	2	66	x
Assemblers of farm products.....	11	30,528	11	232	x
Other wholesale.....	22	76,875	8	204	x
SELECTED SERVICE TRADES, <sup>2/</sup> total.....	260	4,807	272	743	635
Personal services.....	143	3,226	143	570	492
Business services.....	14	249	11	52	43
Automotive repairs and services.....	61	946	71	88	75
Other repair services.....	42	386	47	33	25
TOURIST COURTS AND CAMPS.....	17	290	14	30	19
AMUSEMENTS.....	30	1,489	25	230	x

x Not available.

<sup>1/</sup> Includes employees paid for less than the full workweek.

<sup>2/</sup> See General Description on last page for changes from the 1939 Census of Business in the coverage of Service Trades.

Table 2.—CENSUS OF BUSINESS PRELIMINARY RESULTS FOR 1948 FOR CITIES OF 2,500 INHABITANTS OR MORE

## WEBER COUNTY, UTAH

(Data omitted for trade groups where necessary to avoid disclosure)

City and trade group <sup>1</sup>	Number of establishments	1948 sales and receipts (Thousand dollars)	Active proprietors of unincorporated businesses Nov. 1948	Paid employees, workweek ended nearest Nov. 15, 1948	
				Total employees <sup>2</sup>	Full workweek employees
Ogden:					
Retail trade.....	606	68,881	565	3,902	3,126
Selected service trades....	228	4,526	239	712	607
Remainder of county:					
Retail trade.....	128	6,612	134	343	256
Selected service trades....	32	281	33	31	28

1/ See General Description on this page for changes from the 1939 Census of Business in the coverage of Service Trades.

2/ Includes employees paid for less than the full workweek.

## GENERAL DESCRIPTION OF PRELIMINARY RELEASES FOR THE 1948 CENSUS OF BUSINESS

This series of releases, of which one is planned for each county in the United States, presents preliminary results of the 1948 Census of Business. The information is based on reports submitted by business establishments for that Census. The figures shown are preliminary, and are subject to revision in the final Census publications, but the changes are expected to be relatively minor with respect to coverage. The final Census figures will be issued in a series of Business Census bulletins which will show additional detailed kind-of-business information for all places where there are a sufficient number of establishments.

The 1948 Census of Business was taken under the provision of the Act of June 19, 1948, which provides that the Business Census be taken for 1948 and for each fifth year thereafter. Previous Business Censuses were taken for the years 1929, 1933, 1935, and 1939.

*Scope of the Census.*—The 1948 Census of Business covered all establishments in the following trades, as defined by the Standard Industrial Classification Manual, May 1949 issue, of the Executive Office of the President: all retail trades; all wholesale trades; all service trades in the following four groups—personal services, business services, automobile repairs and services, and miscellaneous repair services; hotels; tourist courts and camps; and amusements, including motion picture theaters. Some important services not covered are radio broadcasting and television, medical and health, legal, educational, nonprofit, accounting, and domestic services.

This coverage is similar to that of the 1939 Business Census. However, "custom trades" and "services incidental to transportation," which are no longer included in the standard classification of the service trades, are not covered by the 1948 Census. In a number of localities, these exclusions as well as other changes in the standard classification may have

a considerable effect in comparing 1948 with 1939 data, particularly with respect to establishment count.


*Establishment definition.*—For Census purposes, a business establishment is defined to include only enterprises conducted from a recognizable place of business, provided that the annual sales were in excess of \$5,000 for a wholesale trade establishment and \$500 for establishments in other trades. A detailed analysis of coverage will be provided in future Census of Business publications.

"Number of establishments" is the number of separate business locations, rather than the number of business companies or organizations, since the Census figures represent information reported separately for each business location or establishment. The establishment count reflects the number of places in business at the end of 1948 excluding administrative and executive offices of multiunit organizations, and "chain store" warehouses.

*Sales and receipts.*—"1948 sales and receipts" represents sales of merchandise and receipts from repairs and other services to customers. The figures reflect deductions for returned goods and allowances, but not for trade-in allowances; they exclude sales and excise taxes collected from customers and paid directly to any taxing agency.

*Proprietors.*—"Active proprietors..." represents owners and partners of unincorporated businesses who devoted the major portion of their time to the business in November 1948.

*Employment.*—"Number of paid employees..." represents all employees on the pay roll for the pay period ending nearest November 15, 1948. "Full workweek" employees, whether regular or seasonal, are those who in the November 15 pay period were paid for working at least the number of hours typically worked in a week by employees of the reporting establishment.










VERMONT

counties

VERMONT

1. Addison
2. Bennington
3. Caledonia
4. Chittenden
5. Essex
6. Franklin
7. Grand Isle
8. Lamoille
9. Orange
10. Orleans
11. Rutland
12. Washington
13. Windham
14. Windsor



# 1948 CENSUS OF BUSINESS

RETAIL, WHOLESALE, SERVICE TRADES

U. S. DEPARTMENT OF COMMERCE  
BUREAU OF THE CENSUS

## PRELIMINARY

For Release April 12, 1950

Release Series BC-1P-44-000

### VERMONT

Retail, wholesale, and service establishments located in Vermont showed a substantial expansion in dollar volume of trade from 1939 to 1948 according to preliminary figures from the 1948 Census of Business released today by the Bureau of the Census, U. S. Department of Commerce.

Retail sales in the State during 1948 aggregated \$335.0 million, an increase of 171 percent over the \$123.4 million sales in 1939, when the preceding Census of Business was taken. Wholesale sales volume in the State showed a 194 percent rise over the same period, reaching a total of \$167.8 million in 1948 as compared with \$57.1 million in 1939. The service trades included in the Census of Business reported receipts totaling \$11.7 million in 1948 compared with \$5.4 million in 1939. Hotel receipts moved from \$2.9 million in 1939 to \$8.2 million in 1948. Amusement businesses in the State recorded receipts of \$4.1 million in 1948 compared with \$2.0 million in 1939.

Employment in the State also rose over the 9-year period between 1939 and 1948 for the trades covered by the Census of Business. Retail trade establishments reported 15,918 paid employees for the workweek ended nearest November 15, 1948. Of these, 12,922 worked the full week, and the remainder part of the week. The comparable figures for 1939 were 12,174 and 9,854. Wholesale trade establishments reported a total of 3,128 full- and part-week employees for the week of November 15, 1948, compared with 2,364 for the same week in 1939. For the selected service trades, November 15, 1948, paid employees numbered 1,697; the comparable figure for 1939, adjusted for change in scope between the two Censuses, was 1,308.

These preliminary figures have been compiled from similar releases being made available for each county in Vermont. Final figures, superseding the preliminary data for Vermont, will be included in a State Bulletin to be issued in several months. Similar data will be made available in preliminary and final form for each of the States.

A single copy of the preliminary release for the State of Vermont as well as an order blank for other area releases may be obtained by writing to the Bureau of the Census, Washington 25, D. C.

Table 1.—CENSUS OF BUSINESS PRELIMINARY RESULTS FOR 1948, BY TRADE GROUP

## VERMONT

Trade group and kind of business	Number of establishments	1948 sales and receipts (Thousand dollars)	Active proprietors of unincorporated businesses Nov. 1948	Paid employees, workweek ended nearest Nov. 15, 1948	
				Total employees <sup>1</sup>	Full workweek employees
RETAIL TRADE, total.....	5,038	334,959	4,540	15,918	12,922
Food group.....	1,357	89,363	1,267	2,664	1,982
Eating and drinking places.....	562	16,025	553	2,482	2,014
General merchandise grp, general stores	281	28,791	220	2,177	1,473
Apparel group.....	320	18,724	290	1,048	804
Furniture-home furnishings-appliance grp	288	14,082	243	861	766
Automotive group.....	289	54,444	220	2,096	2,010
Gasoline service stations.....	658	17,479	674	754	570
Lumber-building-hardware group.....	305	24,939	285	1,471	1,321
Drug and proprietary stores.....	138	7,356	135	490	352
All other retail stores.....	840	63,756	653	1,875	1,630
WHOLESALE TRADE, total.....	401	167,809	205	3,128	x
Merchant wholesalers, total.....	253	81,431	152	2,181	x
Groceries, foods.....	57	25,075	39	545	x
Hardware, elec'l, plum'g and heat'g.	17	11,511	5	321	x
Mach'y, equip't, industrial supplies	43	5,385	15	184	x
All other merchant wholesalers.....	136	39,460	93	1,131	x
Manufact'rs' sales branches, offices..	36	19,289	-	320	x
Petroleum bulk plants, terminals.....	73	31,072	39	357	x
Agents, brokers (merchandise).....	13	6,868	10	43	x
Assemblers of farm products.....	26	29,149	4	227	x
SELECTED SERVICE TRADES, total.....	1,425	11,718	1,427	1,697	1,483
Personal services.....	817	6,643	800	1,240	1,092
Business services.....	49	342	48	49	39
Automotive repairs and services.....	314	3,523	337	306	273
Other repair services.....	245	1,210	242	102	79
HOTELS.....	219	8,203	172	1,291	1,165
TOURIST COURTS AND CAMPS.....	222	976	220	27	24
AMUSEMENTS.....	182	4,071	125	736	x

x Not available.

<sup>1</sup>/ Includes employees paid for less than the full workweek.

# 1948 CENSUS OF BUSINESS

RETAIL, WHOLESALE, SERVICE TRADES

U. S. DEPARTMENT OF COMMERCE  
BUREAU OF THE CENSUS

## PRELIMINARY

For Release March 23, 1950

Release Series BC-1P-44-001

### ADDISON COUNTY, VT.

Retail, wholesale, and service establishments located in Addison County, Vermont, showed a substantial expansion in dollar volume of trade from 1939 to 1948 according to preliminary figures from the 1948 Census of Business released today by the Bureau of the Census, U. S. Department of Commerce.

Retail sales in the county during 1948 aggregated \$13.5 million, an increase of 181 percent over the \$4.8 million in 1939, when the preceding Census of Business was taken. Wholesale sales in the county reached a total of \$4.5 million in 1948 as compared with \$1.4 million in 1939. The service trades included in the Census of Business recorded receipts totaling \$330,000 in 1948 compared with \$141,000 in 1939.

Employment in the county also rose over the 9-year period between 1939 and 1948 for the above trades. Establishments in these trades reported a combined total of 672 paid employees for the workweek ended nearest November 15, 1948. This compared with a total of 421 employees reported for the week of November 15, 1939.

These preliminary figures have been derived from a Census report on Addison County, Vermont. Final figures, superseding the preliminary data for Addison County, will be included in a Bulletin for the State of Vermont to be issued in several months. Similar data will be made available this year in preliminary and final form for each of the counties and States. A single copy of the preliminary release for Addison County as well as an order blank for other area releases may be obtained by writing to the Bureau of the Census, Washington 25, D. C.

Table 1.—CENSUS OF BUSINESS PRELIMINARY RESULTS FOR 1948, BY TRADE GROUP

## ADDISON COUNTY, VT.

Trade group and kind of business	Number of establishments	1948 sales and receipts (Thousand dollars)	Active proprietors of unincorporated businesses Nov. 1948	Paid employees, workweek ended nearest Nov. 15, 1948	
				Total employees <sup>1</sup>	Full workweek employees
RETAIL TRADE, total.....	225	13,540	208	577	466
Food group.....	70	3,835	57	118	88
Eating and drinking places.....	14	336	16	74	56
General merchandise grp, general stores.	13	822	11	40	29
Apparel group.....	12	535	15	25	16
Furniture-home furnishings-appliance grp.	14	274	10	18	17
Automotive group.....	10	1,524	9	59	57
Gasoline service stations.....	32	1,143	34	56	40
Lumber-building-hardware group.....	19	1,501	25	81	77
Drug and proprietary stores.....	6	326	5	27	16
All other retail stores.....	35	3,244	26	79	70
WHOLESALE TRADE.....	14	4,450	8	50	x
SELECTED SERVICE TRADES, <sup>2/</sup> total.....	57	330	56	45	40
Personal services.....	26	212	26	38	35
All other service trades.....	31	118	30	7	5
HOTELS.....	12	505	11	79	56
TOURIST COURTS AND CAMPS.....	19	122	20	3	3
AMUSEMENTS.....	13	122	10	21	x

x Not available.

<sup>1/</sup> Includes employees paid for less than the full workweek.

<sup>2/</sup> See General Description on this page for changes from the 1939 Census of Business in the coverage of Service Trades.

## GENERAL DESCRIPTION OF PRELIMINARY RELEASES FOR THE 1948 CENSUS OF BUSINESS

This series of releases, of which one is planned for each county in the United States, presents preliminary results of the 1948 Census of Business. The information is based on reports submitted by business establishments for that Census. The figures shown are preliminary, and are subject to revision in the final Census publications, but the changes are expected to be relatively minor with respect to coverage. The final Census figures will be issued in a series of Business Census bulletins which will show additional detailed kind-of-business information for all places where there are a sufficient number of establishments.

The 1948 Census of Business was taken under the provision of the Act of June 19, 1948, which provides that the Business Census be taken for 1948 and for each fifth year thereafter. Previous Business Censuses were taken for the years 1929, 1933, 1935, and 1939.

**Scope of the Census.**—The 1948 Census of Business covered all establishments in the following trades, as defined by the Standard Industrial Classification Manual, May 1949 issue, of the Executive Office of the President: all retail trades; all wholesale trades; all service trades in the following four groups—personal services, business services, automobile repairs and services, and miscellaneous repair services; hotels; tourist courts and camps; and amusements, including motion picture theaters. Some important services not covered are radio broadcasting and television, medical and health, legal, educational, nonprofit, accounting, and domestic services.

This coverage is similar to that of the 1939 Business Census. However, "custom trades" and "services incidental to transportation," which are no longer included in the standard classification of the service trades, are not covered by the 1948 Census. In a number of localities, these exclusions as well as

other changes in the standard classification may have a considerable effect in comparing 1948 with 1939 data, particularly with respect to establishment count.

**Establishment definition.**—For Census purposes, a business establishment is defined to include only enterprises conducted from a recognizable place of business, provided that the annual sales were in excess of \$5,000 for a wholesale trade establishment and \$500 for establishments in other trades. A detailed analysis of coverage will be provided in future Censuses of Business publications.

"Number of establishments" is the number of separate business locations, rather than the number of business companies or organizations, since the Census figures represent information reported separately for each business location or establishment. The establishment count reflects the number of places in business at the end of 1948 excluding administrative and executive offices of multiunit organizations, and "chain store" warehouses.

**Sales and receipts.**—"1948 sales and receipts" represents sales of merchandise and receipts from repairs and other services to customers. The figures reflect deductions for returned goods and allowances, but not for trade-in allowances; they exclude sales and excise taxes collected from customers and paid directly to any taxing agency.

**Proprietors.**—"Active proprietors..." represents owners and partners of unincorporated businesses who devoted the major portion of their time to the business in November 1948.

**Employment.**—"Number of paid employees..." represents all employees on the pay roll for the pay period ending nearest November 15, 1948. "Full workweek" employees, whether regular or seasonal, are those who in the November 15 pay period were paid for working at least the number of hours typically worked in a week by employees of the reporting establishment.

# 1948 CENSUS OF BUSINESS

RETAIL, WHOLESALE, SERVICE TRADES

U. S. DEPARTMENT OF COMMERCE  
BUREAU OF THE CENSUS

## PRELIMINARY

For Release April 10, 1950

Release Series BC-1P-44-002

### BENNINGTON COUNTY, VT.

Retail, wholesale, and service establishments located in Bennington County, Vermont, showed a substantial expansion in dollar volume of trade from 1939 to 1948 according to preliminary figures from the 1948 Census of Business released today by the Bureau of the Census, U. S. Department of Commerce.

Retail sales in the county during 1948 aggregated \$21.7 million, an increase of 186 percent over the \$7.6 million in 1939, when the preceding Census of Business was taken. Wholesale sales in the county reached a total of \$3.9 million in 1948 as compared with \$1.8 million in 1939. The service trades included in the Census of Business recorded receipts totaling \$738,000 in 1948 compared with \$347,000 in 1939.

Employment in the county also rose over the 9-year period between 1939 and 1948 for the above trades. Establishments in these trades reported a combined total of 1,231 paid employees for the workweek ended nearest November 15, 1948. This compared with a total of 924 employees reported for the week of November 15, 1939.

These preliminary figures have been derived from a Census report on Bennington County, Vermont, which also includes data for Bennington village. Final figures, superseding the preliminary data for Bennington County, will be included in a Bulletin for the State of Vermont to be issued in several months. Similar data will be made available this year in preliminary and final form for each of the counties and States. A single copy of the preliminary release for Bennington County as well as an order blank for other area releases may be obtained by writing to the Bureau of the Census, Washington 25, D. C.

Table 1.—CENSUS OF BUSINESS PRELIMINARY RESULTS FOR 1948, BY TRADE GROUP

### BENNINGTON COUNTY, VT.

Trade group and kind of business	Number of establishments	1948 sales and receipts (Thousand dollars)	Active proprietors of unincorporated businesses Nov. 1948	Paid employees, workweek ended nearest Nov. 15, 1948	
				Total employees <sup>1</sup>	Full workweek employees
RETAIL TRADE, total.....	371	21,680	345	1,036	831
Food group.....	95	6,318	87	189	139
Eating and drinking places.....	49	1,525	52	214	177
General merchandise group, general stores....	8	908	5	92	53
Apparel group.....	27	1,403	26	64	48
Furniture-home furnishings-appliance group..	27	869	22	43	35
Automotive group.....	25	3,090	18	134	124
Gasoline service stations.....	48	1,307	48	56	38
Lumber-building-hardware group.....	21	1,762	24	71	68
Drug and proprietary stores.....	8	486	6	26	21
All other retail stores.....	63	4,012	57	147	128
WHOLESALE TRADE, total.....	20	3,867	12	86	x
Merchant wholesalers.....	8	779	7	41	x
Other types of wholesalers.....	12	3,088	5	45	x
SELECTED SERVICE TRADES, <sup>2/</sup> total.....	90	738	94	109	92
Personal services.....	55	482	55	91	76
All other service trades.....	35	256	39	18	16
HOTELS.....	34	1,177	28	139	132
TOURIST COURTS AND CAMPS.....	27	107	26	1	1
AMUSEMENTS.....	11	399	6	55	x

x Not available.

<sup>1/</sup> Includes employees paid for less than the full workweek.

<sup>2/</sup> See General Description on last page for changes from the 1939 Census of Business in the coverage of Service Trades.

Table 2.—CENSUS OF BUSINESS PRELIMINARY RESULTS FOR 1948 FOR CITIES OF 2,500 INHABITANTS OR MORE

BENNINGTON COUNTY, VT.

(Data omitted for trade groups where necessary to avoid disclosure)

City and trade group <sup>1</sup>	Number of establishments	1948 sales and receipts (Thousand dollars)	Active proprietors of unincorporated businesses Nov. 1948	Paid employees, workweek ended nearest Nov. 15, 1948	
				Total employees <sup>2</sup>	Full workweek employees
<b>Bennington village:</b>					
Retail trade.....	154	13,618	143	642	508
Wholesale trade.....	11	1,872	8	49	x
Selected service trades.....	48	502	51	91	78
<b>Remainder of county:<sup>3/</sup></b>					
Retail trade.....	217	8,062	202	394	323
Wholesale trade.....	9	1,995	4	37	x
Selected service trades.....	42	236	43	18	14
Tourist courts and camps.....	27	107	26	1	1

x Not available.

1/ See General Description on this page for changes from the 1939 Census of Business in the coverage of Service Trades.

2/ Includes employees paid for less than the full workweek.

3/ Includes figures for establishments other than wholesale, not located in cities of 2,500 inhabitants or more, and wholesale establishments not located in cities of 5,000 inhabitants or more.

GENERAL DESCRIPTION OF PRELIMINARY RELEASES FOR THE 1948 CENSUS OF BUSINESS

This series of releases, of which one is planned for each county in the United States, presents preliminary results of the 1948 Census of Business. The information is based on reports submitted by business establishments for that Census. The figures shown are preliminary, and are subject to revision in the final Census publications, but the changes are expected to be relatively minor with respect to coverage. The final Census figures will be issued in a series of Business Census bulletins which will show additional detailed kind-of-business information for all places where there are a sufficient number of establishments.

The 1948 Census of Business was taken under the provision of the Act of June 19, 1948, which provides that the Business Census be taken for 1948 and for each fifth year thereafter. Previous Business Censuses were taken for the years 1929, 1933, 1935, and 1939.

**Scope of the Census.**—The 1948 Census of Business covered all establishments in the following trades, as defined by the Standard Industrial Classification Manual, May 1949 issue, of the Executive Office of the President: all retail trades; all wholesale trades; all service trades in the following four groups—personal services, business services, automobile repairs and services, and miscellaneous repair services; hotels; tourist courts and camps; and amusements, including motion picture theaters. Some important services not covered are radio broadcasting and television, medical and health, legal, educational, nonprofit, accounting, and domestic services.

This coverage is similar to that of the 1939 Business Census. However, "custom trades" and "services incidental to transportation," which are no longer included in the standard classification of the service trades, are not covered by the 1948 Census. In a number of localities, these exclusions as well as

other changes in the standard classification may have a considerable effect in comparing 1948 with 1939 data, particularly with respect to establishment count.

**Establishment definition.**—For Census purposes, a business establishment is defined to include only enterprises conducted from a recognizable place of business, provided that the annual sales were in excess of \$5,000 for a wholesale trade establishment and \$500 for establishments in other trades. A detailed analysis of coverage will be provided in future Census of Business publications.

"Number of establishments" is the number of separate business locations, rather than the number of business companies or organizations, since the Census figures represent information reported separately for each business location or establishment. The establishment count reflects the number of places in business at the end of 1948 excluding administrative and executive offices of multiunit organizations, and "chain store" warehouses.

**Sales and receipts.**—"1948 sales and receipts" represents sales of merchandise and receipts from repairs and other services to customers. The figures reflect deductions for returned goods and allowances, but not for trade-in allowances; they exclude sales and excise taxes collected from customers and paid directly to any taxing agency.

**Proprietors.**—"Active proprietors..." represents owners and partners of unincorporated businesses who devoted the major portion of their time to the business in November 1948.

**Employment.**—"Number of paid employees..." represents all employees on the pay roll for the pay period ending nearest November 15, 1948. "Full workweek" employees, whether regular or seasonal, are those who in the November 15 pay period were paid for working at least the number of hours typically worked in a week by employees of the reporting establishment.



# 1948 CENSUS OF BUSINESS

RETAIL, WHOLESALE, SERVICE TRADES

U. S. DEPARTMENT OF COMMERCE  
BUREAU OF THE CENSUS

## PRELIMINARY

For Release March 13, 1950

Release Series BC-1P-44-003

### CALEDONIA COUNTY, VT.

Retail, wholesale, and service establishments located in Caledonia County, Vermont, showed a substantial expansion in dollar volume of trade from 1939 to 1948 according to preliminary figures from the 1948 Census of Business released today by the Bureau of the Census, U. S. Department of Commerce.

Retail sales in the county during 1948 aggregated \$23.2 million, an increase of 164 percent over the \$8.8 million in 1939, when the preceding Census of Business was taken. Wholesale sales in the county reached a total of \$11.9 million in 1948 as compared with \$3.8 million in 1939. The service trades included in the Census of Business recorded receipts totaling \$864,000 in 1948 compared with \$405,000 in 1939.

Employment in the county also rose over the 9-year period between 1939 and 1948 for the above trades. Establishments in these trades reported 1,473 paid employees for the workweek ended nearest November 15, 1948. This compared with a total of 1,106 employees reported for the week of November 15, 1939.

The preliminary figures have been derived from a Census report on Caledonia County, Vermont, which also includes data for St. Johnsbury village. Final figures, superseding the preliminary data for Caledonia County, will be included in a Bulletin for the State of Vermont to be issued in several months. Similar data will be made available this year in preliminary and final form for each of the counties and States. A single copy of the preliminary release for Caledonia County as well as an order blank for other area releases may be obtained by writing to the Bureau of the Census, Washington 25, D. C.

Table 1.—CENSUS OF BUSINESS PRELIMINARY RESULTS FOR 1948, BY TRADE GROUP  
CALEDONIA COUNTY, VT.

Trade group and kind of business	Number of establishments	1948 sales and receipts (Thousand dollars)	Active proprietors of unincorporated businesses Nov. 1948	Paid employees, workweek ended nearest Nov. 15, 1948	
				Total employees <sup>1</sup>	Full workweek employees
<b>RETAIL TRADE, total.....</b>	343	23,166	304	1,070	872
Food group.....	82	5,304	76	158	116
Eating and drinking places.....	30	869	29	155	118
General merchandise group, general stores	21	1,607	15	144	93
Apparel group.....	26	980	25	47	31
Furniture-home furnishings-appliance grp	19	674	13	40	32
Automotive group.....	20	5,029	20	192	185
Gasoline service stations.....	50	1,132	59	32	28
Lumber-building-hardware group.....	22	2,278	19	123	112
Drug and proprietary stores.....	12	468	10	43	31
All other retail stores.....	61	4,825	38	136	126
<b>WHOLESALE TRADE, total.....</b>	34	11,943	20	267	x
Merchant wholesalers.....	24	6,967	14	219	x
All other wholesale.....	10	4,976	6	48	x
<b>SELECTED SERVICE TRADES,<sup>2/</sup> total.....</b>	85	864	86	136	121
Personal services.....	45	514	43	106	91
All other service trades.....	40	350	43	30	30
<b>HOTELS.....</b>	9	427	4	81	74
<b>TOURIST COURTS AND CAMPS.....</b>	9	55	8	-	-
<b>AMUSEMENTS.....</b>	10	241	3	39	x

x Not available.

<sup>1/</sup> Includes employees paid for less than the full workweek.

<sup>2/</sup> See General Description on last page for changes from the 1939 Census of Business in the coverage of Service Trades.

Table 2.--CENSUS OF BUSINESS PRELIMINARY RESULTS FOR 1948 FOR CITIES OF 2,500 INHABITANTS OR MORE

## CALEDONIA COUNTY, VT.

(Data omitted for trade groups where necessary to avoid disclosure)

City and trade group <sup>1</sup>	Number of establishments	1948 sales and receipts (Thousand dollars).	Active proprietors of unincorporated businesses Nov. 1948	Paid employees, workweek ended nearest Nov. 15, 1948	
				Total employees <sup>2</sup>	Full workweek employees
St. Johnsbury village:					
Retail trade.....	134	13,569	112	731	598
Wholesale trade.....	25	10,231	15	248	x
Selected service trades...	38	558	34	115	102
Remainder of county: <sup>3/</sup>					
Retail trade.....	209	9,597	192	339	274
Wholesale trade.....	9	1,712	5	19	x
Selected service trades...	47	306	52	21	19
Tourist courts and camps..	9	55	8	-	-

x Not available.

<sup>1/</sup> See General Description on this page for changes from the 1939 Census of Business in the coverage of Service Trades.<sup>2/</sup> Includes employees paid for less than the full workweek.<sup>3/</sup> Includes figures for establishments, other than wholesale, not located in cities of 2,500 inhabitants or more, and wholesale establishments not located in cities of 5,000 inhabitants or more.

## GENERAL DESCRIPTION OF PRELIMINARY RELEASES FOR THE 1948 CENSUS OF BUSINESS

This series of releases, of which one is planned for each county in the United States, presents preliminary results of the 1948 Census of Business. The information is based on reports submitted by business establishments for that Census. The figures shown are preliminary, and are subject to revision in the final Census publications, but the changes are expected to be relatively minor with respect to coverage. The final Census figures will be issued in a series of Business Census bulletins which will show additional detailed kind-of-business information for all places where there are a sufficient number of establishments.

The 1948 Census of Business was taken under the provision of the Act of June 19, 1948, which provides that the Business Census be taken for 1948 and for each fifth year thereafter. Previous Business Censuses were taken for the years 1929, 1933, 1935, and 1939.

*Scope of the Census.*--The 1948 Census of Business covered all establishments in the following trades, as defined by the Standard Industrial Classification Manual, May 1949 issue, of the Executive Office of the President: all retail trades; all wholesale trades; all service trades in the following four groups--personal services, business services, automobile repairs and services, and miscellaneous repair services; hotels; tourist courts and camps; and amusements, including motion picture theaters. Some important services not covered are radio broadcasting and television, medical and health, legal, educational, nonprofit, accounting, and domestic services.

This coverage is similar to that of the 1939 Business Census. However, "custom trades" and "services incidental to transportation," which are no longer included in the standard classification of the service trades, are not covered by the 1948 Census. In a number of localities, these exclusions as well as other changes in the standard classification may have

a considerable effect in comparing 1948 with 1939 data, particularly with respect to establishment count.


*Establishment definition.*--For Census purposes, a business establishment is defined to include only enterprises conducted from a recognizable place of business, provided that the annual sales were in excess of \$5,000 for a wholesale trade establishment and \$500 for establishments in other trades. A detailed analysis of coverage will be provided in future Census of Business publications.

"Number of establishments" is the number of separate business locations, rather than the number of business companies or organizations, since the Census figures represent information reported separately for each business location or establishment. The establishment count reflects the number of places in business at the end of 1948 excluding administrative and executive offices of multiunit organizations, and "chain store" warehouses.

*Sales and receipts.*--"1948 sales and receipts" represents sales of merchandise and receipts from repairs and other services to customers. The figures reflect deductions for returned goods and allowances, but not for trade-in allowances; they exclude sales and excise taxes collected from customers and paid directly to any taxing agency.

*Proprietors.*--"Active proprietors..." represents owners and partners of unincorporated businesses who devoted the major portion of their time to the business in November 1948.

*Employment.*--"Number of paid employees..." represents all employees on the pay roll for the pay period ending nearest November 15, 1948. "Full workweek" employees, whether regular or seasonal, are those who in the November 15 pay period were paid for working at least the number of hours typically worked in a week by employees of the reporting establishment.



# 1948 CENSUS OF BUSINESS

RETAIL, WHOLESALE, SERVICE TRADES

U. S. DEPARTMENT OF COMMERCE  
BUREAU OF THE CENSUS

## PRELIMINARY

For Release March 13, 1950

Release Series BC-1P-44-004

### CHITTENDEN COUNTY, VT.

Retail, wholesale, and service establishments located in Chittenden County, Vermont, showed a substantial expansion in dollar volume of trade from 1939 to 1948 according to preliminary figures from the 1948 Census of Business released today by the Bureau of the Census, U. S. Department of Commerce.

Retail sales in the county during 1948 aggregated \$61.2 million, an increase of 187 percent over the \$21.3 million in 1939, when the preceding Census of Business was taken. Wholesale sales in the county reached a total of \$56.1 million in 1948 as compared with \$17.2 million in 1939. The service trades included in the Census of Business recorded receipts totaling \$2.2 million in 1948 compared with \$1.1 million in 1939.

Employment in the county also rose over the 9-year period between 1939 and 1948 for the above trades. Establishments in these trades reported 4,971 paid employees for the workweek ended nearest November 15, 1948. This compared with a total of 3,516 employees reported for the week of November 15, 1939.

These preliminary figures have been derived from a Census report on Chittenden County, Vermont, which also includes data for cities of Burlington and Winooski. Final figures, superseding the preliminary data for Chittenden County, will be included in a Bulletin for the State of Vermont to be issued in several months. Similar data will be made available this year in preliminary and final form for each of the counties and States. A single copy of the preliminary release for Chittenden County as well as an order blank for other area releases may be obtained by writing to the Bureau of the Census, Washington 25, D. C.

Table 1.—CENSUS OF BUSINESS PRELIMINARY RESULTS FOR 1948, BY TRADE GROUP  
CHITTENDEN COUNTY, VT.

Trade group and kind of business	Number of establishments	1948 sales and receipts (Thousand dollars)	Active proprietors of unincorporated businesses Nov. 1948	Paid employees, workweek ended nearest Nov. 15, 1948	
				Total employees <sup>1</sup>	Full workweek employees
<b>RETAIL TRADE, total</b> .....	716	61,239	667	3,385	2,755
Food group.....	226	15,869	210	516	381
Eating and drinking places.....	92	3,508	91	563	450
General merchandise group, general stores	31	6,685	22	562	392
Apparel group.....	58	5,525	54	322	274
Furniture-home furnishings-appliance grp	37	3,913	33	267	242
Automotive group.....	39	9,224	30	356	332
Gasoline service stations.....	76	2,593	84	114	86
Lumber-building-hardware group.....	39	3,922	35	264	248
Drug and proprietary stores.....	21	1,364	23	92	73
All other retail stores.....	97	8,636	85	329	277
<b>WHOLESALE TRADE, total</b> .....	80	56,135	29	1,201	x
Merchant wholesalers.....	51	32,051	25	827	x
Manufact'rs' sales branches, offices...	18	7,808	2	211	x
All other wholesale.....	11	16,276	2	163	x
<b>SELECTED SERVICE TRADES, 2/total</b> .....	210	2,160	211	385	344
Personal services.....	132	1,291	131	276	248
Business services.....	15	197	14	30	22
Automotive repairs and services.....	31	441	35	55	52
Other repair services.....	32	231	31	24	22
<b>TOURIST COURTS AND CAMPS</b> .....	23	118	23	-	-
<b>AMUSEMENTS</b> .....	18	630	14	124	x

x Not available.

1/ Includes employees paid for less than the full workweek.

2/ See General Description on last page for changes from the 1939 Census of Business in the coverage of Service Trades.

Table 2.--CENSUS OF BUSINESS PRELIMINARY RESULTS FOR 1948 FOR CITIES OF 2,500 INHABITANTS OR MORE  
CHITENDEN COUNTY, VT.

(Data omitted for trade groups where necessary to avoid disclosure)

City and trade group <sup>1</sup>	Number of establishments	1948 sales and receipts (Thousand dollars)	Active proprietors of unincorporated businesses Nov. 1948	Paid employees, workweek ended nearest Nov. 15, 1948	
				Total employees <sup>2</sup>	Full workweek employees
<b>Burlington:</b>					
Retail trade.....	420	47,919	372	2,819	2,343
Wholesale trade.....	72	48,746	25	1,104	x
Selected service trades....	153	1,724	158	328	300
<b>Winooski:</b>					
Retail trade.....	91	4,075	87	161	124
Wholesale trade.....		Included with "Remainder of county"			
Selected service trades....	23	169	24	20	14
<b>Remainder of county:<sup>3/</sup></b>					
Retail trade.....	205	9,245	208	405	288
Wholesale trade.....	8	7,389	4	97	x
Selected service trades....	34	267	29	37	30

x Not available.

1/ See General Description on this page for changes from the 1939 Census of Business in the coverage of Service trades.

2/ Includes employees paid for less than the full workweek.

3/ Except as indicated above, includes figures for establishments, other than wholesale, not located in cities of 2,500 inhabitants or more, and wholesale establishments not located in cities of 5,000 inhabitants or more.

#### GENERAL DESCRIPTION OF PRELIMINARY RELEASES FOR THE 1948 CENSUS OF BUSINESS

This series of releases, of which one is planned for each county in the United States, presents preliminary results of the 1948 Census of Business. The information is based on reports submitted by business establishments for that Census. The figures shown are preliminary, and are subject to revision in the final Census publications, but the changes are expected to be relatively minor with respect to coverage. The final Census figures will be issued in a series of Business Census bulletins which will show additional detailed kind-of-business information for all places where there are a sufficient number of establishments.

The 1948 Census of Business was taken under the provision of the Act of June 19, 1948, which provides that the Business Census be taken for 1948 and for each fifth year thereafter. Previous Business Censuses were taken for the years 1929, 1933, 1935, and 1939.

**Scope of the Census.**--The 1948 Census of Business covered all establishments in the following trades, as defined by the Standard Industrial Classification Manual, May 1949 issue, of the Executive Office of the President: all retail trades; all wholesale trades; all service trades in the following four groups--personal services, business services, automobile repairs and services, and miscellaneous repair services; hotels; tourist courts and camps; and amusements, including motion picture theaters. Some important services not covered are radio broadcasting and television, medical and health, legal, educational, nonprofit, accounting, and domestic services.

This coverage is similar to that of the 1939 Business Census. However, "custom trades" and "services incidental to transportation," which are no longer included in the standard classification of the service trades, are not covered by the 1948 Census. In a number of localities, these exclusions as well as other changes in the standard classification may have

a considerable effect in comparing 1948 with 1939 data, particularly with respect to establishment count.


**Establishment definition.**--For Census purposes, a business establishment is defined to include only enterprises conducted from a recognizable place of business, provided that the annual sales were in excess of \$5,000 for a wholesale trade establishment and \$500 for establishments in other trades. A detailed analysis of coverage will be provided in future Census of Business publications.

"Number of establishments" is the number of separate business locations, rather than the number of business companies or organizations, since the Census figures represent information reported separately for each business location or establishment. The establishment count reflects the number of places in business at the end of 1948 excluding administrative and executive offices of multiunit organizations, and "chain store" warehouses.

**Sales and receipts.**--"1948 sales and receipts" represents sales of merchandise and receipts from repairs and other services to customers. The figures reflect deductions for returned goods and allowances, but not for trade-in allowances; they exclude sales and excise taxes collected from customers and paid directly to any taxing agency.

**Proprietors.**--"Active proprietors..." represents owners and partners of unincorporated businesses who devoted the major portion of their time to the business in November 1948.

**Employment.**--"Number of paid employees..." represents all employees on the pay roll for the pay period ending nearest November 15, 1948. "Full workweek" employees, whether regular or seasonal, are those who in the November 15 pay period were paid for working at least the number of hours typically worked in a week by employees of the reporting establishment.





# 1948 CENSUS OF BUSINESS

RETAIL, WHOLESALE, SERVICE TRADES

U. S. DEPARTMENT OF COMMERCE  
BUREAU OF THE CENSUS

## PRELIMINARY

For Release March 13, 1950

Release Series BC-1P-44-005

### ESSEX COUNTY, VT.

Retail and service establishments located in Essex County, Vermont, showed a substantial expansion in dollar volume of trade from 1939 to 1948 according to preliminary figures from the 1948 Census of Business released today by the Bureau of the Census, U. S. Department of Commerce.

Retail sales in the county during 1948 aggregated \$2.9 million, an increase of 164 percent over the \$1.1 million in 1939, when the preceding Census of Business was taken. The service trades included in the Census of Business recorded receipts totaling \$87,000 in 1948 compared with \$25,000 in 1939.

Employment in the county also rose over the 9-year period between 1939 and 1948 for the above trades. Establishments in these trades reported 91 paid employees for the workweek ended nearest November 15, 1948. This compared with a total of 81 employees reported for the week of November 15, 1939.

These preliminary figures have been derived from a Census report on Essex County, Vermont. Final figures, superseding the preliminary data for Essex County, will be included in a Bulletin for the State of Vermont to be issued in several months. Similar data will be made available this year in preliminary and final form for each of the counties and States. A single copy of the preliminary release for Essex County as well as an order blank for other area releases may be obtained by writing to the Bureau of the Census, Washington 25, D. C.

Table 1.—CENSUS OF BUSINESS PRELIMINARY RESULTS FOR 1948, BY TRADE GROUP  
ESSEX COUNTY, VT.

Trade group and kind of business	Number of establishments	1948 sales and receipts (Thousand dollars)	Active proprietors of unincorporated businesses Nov. 1948	Paid employees, workweek ended nearest Nov. 15, 1948	
				Total employees <sup>1</sup>	Full workweek employees
<b>RETAIL TRADE, total</b> .....	71	2,915	72	83	66
<b>Food group</b> .....	29	1,474	33	34	27
<b>Eating and drinking places</b> .....	7	101	6	8	7
<b>Gasoline service stations</b> .....	8	179	8	6	4
<b>All other retail stores</b> .....	27	1,161	25	35	28
<b>SELECTED SERVICE TRADES</b> <sup>2/</sup> .....	13	87	13	8	6
<b>HOTELS</b> .....	6	182	5	23	22
<b>TOURIST COURTS AND CAMPS</b> .....	5	26	5	-	-

<sup>1/</sup> Includes employees paid for less than the full workweek.

<sup>2/</sup> See General Description on last page for changes from the 1939 Census of Business in the coverage of Service Trades.

## GENERAL DESCRIPTION OF PRELIMINARY RELEASES FOR THE 1948 CENSUS OF BUSINESS

This series of releases, of which one is planned for each county in the United States, presents preliminary results of the 1948 Census of Business. The information is based on reports submitted by business establishments for that Census. The figures shown are preliminary, and are subject to revision in the final Census publications, but the changes are expected to be relatively minor with respect to coverage. The final Census figures will be issued in a series of Business Census bulletins which will show additional detailed kind-of-business information for all places where there are a sufficient number of establishments.

The 1948 Census of Business was taken under the provision of the Act of June 19, 1948, which provides that the Business Census be taken for 1948 and for each fifth year thereafter. Previous Business Censuses were taken for the years 1929, 1933, 1935, and 1939.

*Scope of the Census.*—The 1948 Census of Business covered all establishments in the following trades, as defined by the Standard Industrial Classification Manual, May 1949 issue, of the Executive Office of the President: all retail trades; all wholesale trades; all service trades in the following four groups—personal services, business services, automobile repairs and services, and miscellaneous repair services; hotels; tourist courts and camps; and amusements, including motion picture theaters. Some important services not covered are radio broadcasting and television, medical and health, legal, educational, nonprofit, accounting, and domestic services.

This coverage is similar to that of the 1939 Business Census. However, "custom trades" and "services incidental to transportation," which are no longer included in the standard classification of the service trades, are not covered by the 1948 Census. In a number of localities, these exclusions as well as other changes in the standard classification may have a considerable effect in comparing

1948 with 1939 data, particularly with respect to establishment count.

*Establishment definition.*—For Census purposes, a business establishment is defined to include only enterprises conducted from a recognizable place of business, provided that the annual sales were in excess of \$5,000 for a wholesale trade establishment and \$500 for establishments in other trades. A detailed analysis of coverage will be provided in future Census of Business publications.

"Number of establishments" is the number of separate business locations, rather than the number of business companies or organizations, since the Census figures represent information reported separately for each business location or establishment. The establishment count reflects the number of places in business at the end of 1948 excluding administrative and executive offices of multiunit organizations, and "chain store" warehouses.

*Sales and receipts.*—"1948 sales and receipts" represents sales of merchandise and receipts from repairs and other services to customers. The figures reflect deductions for returned goods and allowances, but not for trade-in allowances; they exclude sales and excise taxes collected from customers and paid directly to any taxing agency.

*Proprietors.*—"Active proprietors..." represents owners and partners of unincorporated businesses who devoted the major portion of their time to the business in November 1948.

*Employment.*—"Number of paid employees..." represents all employees on the pay roll for the pay period ending nearest November 15, 1948. "Full workweek" employees, whether regular or seasonal, are those who in the November 15 pay period were paid for working at least the number of hours typically worked in a week by employees of the reporting establishment.

# 1948 CENSUS OF BUSINESS

RETAIL, WHOLESALE, SERVICE TRADES

U. S. DEPARTMENT OF COMMERCE  
BUREAU OF THE CENSUS

## PRELIMINARY

For Release April 13, 1950

Release Series BC-1P-44-006

### FRANKLIN COUNTY, VT.

Retail, wholesale, and service establishments located in Franklin County, Vermont, showed a substantial expansion in dollar volume of trade from 1939 to 1948 according to preliminary figures from the 1948 Census of Business released today by the Bureau of the Census, U. S. Department of Commerce.

Retail sales in the county during 1948 aggregated \$24.5 million, an increase of 202 percent over the \$8.1 million in 1939, when the preceding Census of Business was taken. Wholesale sales in the county reached a total of \$7.5 million in 1948 as compared with \$2.3 million in 1939. The service trades included in the Census of Business recorded receipts totaling \$728,000 in 1948 compared with \$558,000 in 1939.

Employment in the county also rose over the 9-year period between 1939 and 1948 for the above trades. Establishments in these trades reported a combined total of 1,347 paid employees for the workweek ended nearest November 15, 1948. This compared with a total of 922 employees reported for the week of November 15, 1939.

These preliminary figures have been derived from a Census report on Franklin County, Vermont, which also includes data for St. Albans city. Final figures, superseding the preliminary data for Franklin County, will be included in a Bulletin for the State of Vermont to be issued in several months. Similar data will be made available this year in preliminary and final form for each of the counties and States. A single copy of the preliminary release for Franklin County as well as an order blank for other area releases may be obtained by writing to the Bureau of the Census, Washington 25, D. C.

Table 1.—CENSUS OF BUSINESS PRELIMINARY RESULTS FOR 1948, BY TRADE GROUP  
FRANKLIN COUNTY, VT.

Trade group and kind of business	Number of establishments	1948 sales and receipts (Thousand dollars)	Active proprietors of unincorporated businesses Nov. 1948	Paid employees, workweek ended nearest Nov. 15, 1948	
				Total employees <sup>1</sup>	Full workweek employees
<b>RETAIL TRADE, total</b> .....	381	24,527	374	1,182	964
Food group.....	105	7,287	113	218	173
Eating and drinking places.....	39	868	45	147	106
General merchandise group, general stores	19	1,612	15	139	90
Apparel group.....	29	1,101	24	78	56
Furniture-home furnishings-appliance grp	14	783	10	39	31
Automotive group.....	24	3,566	19	191	190
Gasoline service stations.....	58	1,499	65	71	54
Lumber-building-hardware group.....	28	2,140	27	133	124
Drug and proprietary stores.....	11	549	13	46	29
All other retail stores.....	54	5,122	43	120	111
<b>WHOLESALE TRADE, total</b> .....	24	7,483	13	83	x
Merchant wholesalers.....	16	2,943	12	47	x
Other wholesale.....	8	4,540	1	36	x
<b>SELECTED SERVICE TRADES,<sup>2/</sup>total</b> .....	121	728	130	82	63
Personal services.....	69	384	69	55	42
All other service trades.....	52	344	61	27	21
<b>HOTELS</b> .....	9	258	9	31	31
<b>TOURIST COURTS AND CAMPS</b> .....	13	24	19	-	-
<b>AMUSEMENTS</b> .....	14	344	15	66	x

x Not available.

<sup>1/</sup> Includes employees paid for less than the full workweek.

<sup>2/</sup> See General Description on last page for changes from the 1939 Census of Business in the coverage of Service Trades.

Table 2.—CENSUS OF BUSINESS PRELIMINARY RESULTS FOR 1948 FOR CITIES OF 2,500 INHABITANTS OR MORE

## FRANKLIN COUNTY, VT.

(Data omitted for trade groups where necessary to avoid disclosure)

City and trade group <sup>1</sup>	Number of establishments	1948 sales and receipts (Thousand dollars)	Active proprietors of unincorporated businesses Nov. 1948	Paid employees, workweek ended nearest Nov. 15, 1948	
				Total employees <sup>2</sup>	Full workweek employees
St. Albans city:					
Retail trade.....	145	12,228	124	717	587
Selected service trades....	47	277	49	42	33
Amusements.....	6	229	10	42	x
Remainder of county: <sup>3/</sup>					
Retail trade.....	236	12,299	250	465	377
Selected service trades....	74	451	81	40	30
Amusements.....	8	115	5	24	x

x Not available.

1/ See General Description on this page for changes from the 1939 Census of Business in the coverage of Service Trades.

2/ Includes employees paid for less than the full workweek.

3/ Includes figures for establishments not located in cities of 2,500 inhabitants or more.

## GENERAL DESCRIPTION OF PRELIMINARY RELEASES FOR THE 1948 CENSUS OF BUSINESS

This series of releases, of which one is planned for each county in the United States, presents preliminary results of the 1948 Census of Business. The information is based on reports submitted by business establishments for that Census. The figures shown are preliminary, and are subject to revision in the final Census publications, but the changes are expected to be relatively minor with respect to coverage. The final Census figures will be issued in a series of Business Census bulletins which will show additional detailed kind-of-business information for all places where there are a sufficient number of establishments.

The 1948 Census of Business was taken under the provision of the Act of June 19, 1948, which provides that the Business Census be taken for 1948 and for each fifth year thereafter. Previous Business Censuses were taken for the years 1929, 1933, 1935, and 1939.

**Scope of the Census.**—The 1948 Census of Business covered all establishments in the following trades, as defined by the Standard Industrial Classification Manual, May 1949 issue, of the Executive Office of the President: all retail trades; all wholesale trades; all service trades in the following four groups—personal services, business services, automobile repairs and services, and miscellaneous repair services; hotels; tourist courts and camps; and amusements, including motion picture theaters. Some important services not covered are radio broadcasting and television, medical and health, legal, educational, nonprofit, accounting, and domestic services.

This coverage is similar to that of the 1939 Business Census. However, "custom trades" and "services incidental to transportation," which are no longer included in the standard classification of the service trades, are not covered by the 1948 Census. In a number of localities, these exclusions as well as

other changes in the standard classification may have a considerable effect in comparing 1948 with 1939 data, particularly with respect to establishment count.


**Establishment definition.**—For Census purposes, a business establishment is defined to include only enterprises conducted from a recognizable place of business, provided that the annual sales were in excess of \$5,000 for a wholesale trade establishment and \$500 for establishments in other trades. A detailed analysis of coverage will be provided in future Census of Business publications.

"Number of establishments" is the number of separate business locations, rather than the number of business companies or organizations, since the Census figures represent information reported separately for each business location or establishment. The establishment count reflects the number of places in business at the end of 1948 excluding administrative and executive offices of multiunit organizations, and "chain store" warehouses.

**Sales and receipts.**—"1948 sales and receipts" represents sales of merchandise and receipts from repairs and other services to customers. The figures reflect deductions for returned goods and allowances, but not for trade-in allowances; they exclude sales and excise taxes collected from customers and paid directly to any taxing agency.

**Proprietors.**—"Active proprietors..." represents owners and partners of unincorporated businesses who devoted the major portion of their time to the business in November 1948.

**Employment.**—"Number of paid employees..." represents all employees on the pay roll for the pay period ending nearest November 15, 1948. "Full workweek" employees, whether regular or seasonal, are those who in the November 15 pay period were paid for working at least the number of hours typically worked in a week by employees of the reporting establishment.



# 1948 CENSUS OF BUSINESS

RETAIL, WHOLESALE, SERVICE TRADES

U. S. DEPARTMENT OF COMMERCE  
BUREAU OF THE CENSUS

## PRELIMINARY

For Release March 13, 1950

Release Series BC-1P-44-007

### GRAND ISLE COUNTY, VT.

Retail establishments located in Grand Isle County, Vermont, showed a substantial expansion in dollar volume of trade from 1939 to 1948 according to preliminary figures from the 1948 Census of Business released today by the Bureau of the Census, U. S. Department of Commerce.

Retail sales in the county during 1948 aggregated \$1.9 million, an increase of 171 percent over the \$0.7 million in 1939, when the preceding Census of Business was taken.

Employment in the county also rose over the 9-year period between 1939 and 1948 for above trade. Retail establishments reported 75 paid employees for the workweek ended nearest November 15, 1948. This compared with a total of 55 employees reported for the week of November 15, 1939.

These preliminary figures have been derived from a Census report on Grand Isle County, Vermont. Final figures, superseding the preliminary data for Grand Isle County, will be included in a Bulletin for the State of Vermont to be issued in several months. Similar data will be made available this year in preliminary and final form for each of the counties and States. A single copy of the preliminary release for Grand Isle County as well as an order blank for other area releases may be obtained by writing to the Bureau of the Census, Washington 25, D. C.

Table 1.—CENSUS OF BUSINESS PRELIMINARY RESULTS FOR 1948, BY TRADE GROUP  
GRAND ISLE COUNTY, VT.

Trade group and kind of business	Number of establishments	1948 sales and receipts (Thousand dollars)	Active proprietors of unincorporated businesses Nov. 1948	Paid employees, workweek ended nearest Nov. 15, 1948	
				Total employees <sup>1</sup>	Full workweek employees
RETAIL TRADE, total.....	53	1,866	52	75	53
Food group.....	19	759	23	17	10
Eating and drinking places.....	11	100	15	12	6
Gasoline service stations.....	6	121	7	5	4
All other retail stores.....	17	886	7	41	33
HOTELS.....	6	82	6	2	2
TOURIST COURTS AND CAMPS.....	12	64	13	6	6

<sup>1</sup>/ Includes employees paid for less than the full workweek.

## GENERAL DESCRIPTION OF PRELIMINARY RELEASES FOR THE 1948 CENSUS OF BUSINESS

This series of releases, of which one is planned for each county in the United States, presents preliminary results of the 1948 Census of Business. The information is based on reports submitted by business establishments for that Census. The figures shown are preliminary, and are subject to revision in the final Census publications, but the changes are expected to be relatively minor with respect to coverage. The final Census figures will be issued in a series of Business Census bulletins which will show additional detailed kind-of-business information for all places where there are a sufficient number of establishments.

The 1948 Census of Business was taken under the provision of the Act of June 19, 1948, which provides that the Business Census be taken for 1948 and for each fifth year thereafter. Previous Business Censuses were taken for the years 1929, 1933, 1935, and 1939.

*Scope of the Census.*—The 1948 Census of Business covered all establishments in the following trades, as defined by the Standard Industrial Classification Manual, May 1949 issue, of the Executive Office of the President: all retail trades; all wholesale trades; all service trades in the following four groups—personal services, business services, automobile repairs and services, and miscellaneous repair services; hotels; tourist courts and camps; and amusements, including motion picture theaters. Some important services not covered are radio broadcasting and television, medical and health, legal, educational, nonprofit, accounting, and domestic services.

This coverage is similar to that of the 1939 Business Census. However, "custom trades" and "services incidental to transportation," which are no longer included in the standard classification of the service trades, are not covered by the 1948 Census. In a number of localities, these exclusions as well as other changes in the standard classification may have a considerable effect in comparing

1948 with 1939 data, particularly with respect to establishment count.

*Establishment definition.*—For Census purposes, a business establishment is defined to include only enterprises conducted from a recognizable place of business, provided that the annual sales were in excess of \$5,000 for a wholesale trade establishment and \$500 for establishments in other trades. A detailed analysis of coverage will be provided in future Census of Business publications.

"Number of establishments" is the number of separate business locations, rather than the number of business companies or organizations, since the Census figures represent information reported separately for each business location or establishment. The establishment count reflects the number of places in business at the end of 1948 excluding administrative and executive offices of multiunit organizations, and "chain store" warehouses.

*Sales and receipts.*—"1948 sales and receipts" represents sales of merchandise and receipts from repairs and other services to customers. The figures reflect deductions for returned goods and allowances, but not for trade-in allowances; they exclude sales and excise taxes collected from customers and paid directly to any taxing agency.

*Proprietors.*—"Active proprietors..." represents owners and partners of unincorporated businesses who devoted the major portion of their time to the business in November 1948.

*Employment.*—"Number of paid employees..." represents all employees on the pay roll for the pay period ending nearest November 15, 1948. "Full workweek" employees, whether regular or seasonal, are those who in the November 15 pay period were paid for working at least the number of hours typically worked in a week by employees of the reporting establishment.



# 1948 CENSUS OF BUSINESS

RETAIL, WHOLESALE, SERVICE TRADES

U. S. DEPARTMENT OF COMMERCE  
BUREAU OF THE CENSUS

## PRELIMINARY

For Release March 13, 1950

Release Series BC-1P- 44-008

### LAMOILLE COUNTY, VT.

Retail, wholesale, and service establishments located in Lamoille County, Vermont, showed a substantial expansion in dollar volume of trade from 1939 to 1948 according to preliminary figures from the 1948 Census of Business released today by the Bureau of the Census, U. S. Department of Commerce.

Retail sales in the county during 1948 aggregated \$7.5 million, an increase of 150 percent over the \$3.0 million in 1939, when the preceding Census of Business was taken. Wholesale sales in the county reached a total of \$2.3 million in 1948 as compared with \$1.2 million in 1939. The service trades included in the Census of Business recorded receipts totaling \$229,000 in 1948 compared with \$143,000 in 1939.

Employment in the county also rose over the 9-year period between 1939 and 1948 for the above trades. Establishments in these trades reported 378 paid employees for the workweek ended nearest November 15, 1948. This compared with a total of 280 employees reported for the week of November 15, 1939.

These preliminary figures have been derived from a Census report on Lamoille County, Vermont. Final figures, superseding the preliminary data for Lamoille County, will be included in a Bulletin for the State of Vermont to be issued in several months. Similar data will be made available this year in preliminary and final form for each of the counties and States. A single copy of the preliminary release for Lamoille County as well as an order blank for other area releases may be obtained by writing to the Bureau of the Census, Washington 25, D. C.

Table 1.—CENSUS OF BUSINESS PRELIMINARY RESULTS FOR 1948, BY TRADE GROUP  
LAMOILLE COUNTY, VT.

Trade group and kind of business	Number of establishments	1948 sales and receipts (Thousand dollars)	Active proprietors of unincorporated businesses Nov. 1948	Paid employees, workweek ended nearest Nov. 15, 1948	
				Total employees <sup>1</sup>	Full workweek employees
RETAIL TRADE, total.....	148	7,514	123	313	263
Food group.....	47	2,362	38	80	60
Eating and drinking places.....	11	161	12	31	25
Gasoline service stations.....	26	641	22	40	36
All other retail stores.....	64	4,350	51	162	142
WHOLESALE TRADE.....	9	2,335	5	46	x
SELECTED SERVICE TRADES, <sup>2/</sup> total..	36	229	36	19	12
Personal services.....	22	83	21	12	6
All other service trades.....	14	146	15	7	6
HOTELS.....	17	309	15	22	18
TOURIST COURTS AND CAMPS.....	6	23	6	-	-
AMUSEMENTS.....	10	206	7	40	x

x Not available.

<sup>1/</sup> Includes employees paid for less than the full workweek.

<sup>2/</sup> See General Description on last page for changes from the 1939 Census of Business in the coverage of Service Trades.

## GENERAL DESCRIPTION OF PRELIMINARY RELEASES FOR THE 1948 CENSUS OF BUSINESS

This series of releases, of which one is planned for each county in the United States, presents preliminary results of the 1948 Census of Business. The information is based on reports submitted by business establishments for that Census. The figures shown are preliminary, and are subject to revision in the final Census publications, but the changes are expected to be relatively minor with respect to coverage. The final Census figures will be issued in a series of Business Census bulletins which will show additional detailed kind-of-business information for all places where there are a sufficient number of establishments.

The 1948 Census of Business was taken under the provision of the Act of June 19, 1948, which provides that the Business Census be taken for 1948 and for each fifth year thereafter. Previous Business Censuses were taken for the years 1929, 1933, 1935, and 1939.

*Scope of the Census.*—The 1948 Census of Business covered all establishments in the following trades, as defined by the Standard Industrial Classification Manual, May 1949 issue, of the Executive Office of the President: all retail trades; all wholesale trades; all service trades in the following four groups—personal services, business services, automobile repairs and services, and miscellaneous repair services; hotels; tourist courts and camps; and amusements, including motion picture theaters. Some important services not covered are radio broadcasting and television, medical and health, legal, educational, nonprofit, accounting, and domestic services.

This coverage is similar to that of the 1939 Business Census. However, "custom trades" and "services incidental to transportation," which are no longer included in the standard classification of the service trades, are not covered by the 1948 Census. In a number of localities, these exclusions as well as other changes in the standard classification may have a considerable effect in comparing

1948 with 1939 data, particularly with respect to establishment count.

*Establishment definition.*—For Census purposes, a business establishment is defined to include only enterprises conducted from a recognizable place of business, provided that the annual sales were in excess of \$5,000 for a wholesale trade establishment and \$500 for establishments in other trades. A detailed analysis of coverage will be provided in future Census of Business publications.

"Number of establishments" is the number of separate business locations, rather than the number of business companies or organizations, since the Census figures represent information reported separately for each business location or establishment. The establishment count reflects the number of places in business at the end of 1948 excluding administrative and executive offices of multiunit organizations, and "chain store" warehouses.

*Sales and receipts.*—"1948 sales and receipts" represents sales of merchandise and receipts from repairs and other services to customers. The figures reflect deductions for returned goods and allowances, but not for trade-in allowances; they exclude sales and excise taxes collected from customers and paid directly to any taxing agency.

*Proprietors.*—"Active proprietors..." represents owners and partners of unincorporated businesses who devoted the major portion of their time to the business in November 1948.

*Employment.*—"Number of paid employees..." represents all employees on the pay roll for the pay period ending nearest November 15, 1948. "Full workweek" employees, whether regular or seasonal, are those who in the November 15 pay period were paid for working at least the number of hours typically worked in a week by employees of the reporting establishment.

# 1948 CENSUS OF BUSINESS

## RETAIL, WHOLESALE, SERVICE TRADES

U. S. DEPARTMENT OF COMMERCE  
BUREAU OF THE CENSUS

### PRELIMINARY

For Release March 23, 1950

Release Series BC-1P-44-009

#### ORANGE COUNTY, VT.

Retail, wholesale, and service establishments located in Orange County, Vermont, showed a substantial expansion in dollar volume of trade from 1939 to 1948 according to preliminary figures from the 1948 Census of Business released today by the Bureau of the Census, U. S. Department of Commerce.

Retail sales in the county during 1948 aggregated \$11.7 million, an increase of 193 percent over the \$4.0 million in 1939, when the preceding Census of Business was taken. Wholesale sales in the county reached a total of \$1.4 million in 1948 as compared with \$1.1 million in 1939. The service trades included in the Census of Business recorded receipts totaling \$356,000 in 1948 compared with \$94,000 in 1939.

Employment in the county also rose over the 9-year period between 1939 and 1948 for the above trades. Establishments in these trades reported a combined total of 434 paid employees for the workweek ended nearest November 15, 1948. This compared with a total of 327 employees reported for the week of November 15, 1939.

These preliminary figures have been derived from a Census report on Orange County, Vermont. Final figures, superseding the preliminary data for Orange County, will be included in a Bulletin for the State of Vermont to be issued in several months. Similar data will be made available this year in preliminary and final form for each of the counties and States. A single copy of the preliminary release for Orange County as well as an order blank for other area releases may be obtained by writing to the Bureau of the Census, Washington 25, D. C.

Table 1.—CENSUS OF BUSINESS PRELIMINARY RESULTS FOR 1948, BY TRADE GROUP  
ORANGE COUNTY, VT.

Trade group and kind of business	Number of establishments	1948 sales and receipts (Thousand dollars)	Active proprietors of unincorporated businesses Nov. 1948	Paid employees, workweek ended nearest Nov. 15, 1948	
				Total employees <sup>1</sup>	Full workweek employees
RETAIL TRADE, total.....	237	11,669	227	378	307
Food group.....	42	2,387	37	55	41
Eating and drinking places.....	26	421	28	50	43
General merchandise grp, general stores	28	1,420	26	43	32
Apparel group.....	9	253	9	13	8
Furniture-home furnishings-appliance grp	15	601	19	17	15
Automotive group.....	9	1,428	12	48	46
Gasoline service stations.....	39	716	31	33	25
Lumber-building-hardware group.....	17	630	25	27	22
Drug and proprietary stores.....	6	329	6	15	12
All other retail stores.....	46	3,484	34	77	63
WHOLESALE TRADE.....	10	1,407	7	26	x
SELECTED SERVICE TRADES, <sup>2</sup> /total.....	75	356	68	30	21
Personal services.....	38	155	33	18	12
All other service trades.....	37	201	35	12	9
HOTELS.....	16	398	12	41	38
TOURIST COURTS AND CAMPS.....	11	36	10	3	3
AMUSEMENTS.....	16	204	13	40	x

x Not available.

<sup>1</sup>/ Includes employees paid for less than the full workweek.

<sup>2</sup>/ See General Description on this page for changes from the 1939 Census of Business in the coverage of Service Trades.

#### GENERAL DESCRIPTION OF PRELIMINARY RELEASES FOR THE 1948 CENSUS OF BUSINESS

This series of releases, of which one is planned for each county in the United States, presents preliminary results of the 1948 Census of Business. The information is based on reports submitted by business establishments for that Census. The figures shown are preliminary, and are subject to revision in the final Census publications, but the changes are expected to be relatively minor with respect to coverage. The final Census figures will be issued in a series of Business Census bulletins which will show additional detailed kind-of-business information for all places where there are a sufficient number of establishments.

The 1948 Census of Business was taken under the provision of the Act of June 19, 1948, which provides that the Business Census be taken for 1948 and for each fifth year thereafter. Previous Business Censuses were taken for the years 1929, 1933, 1935, and 1939.

**Scope of the Census.**—The 1948 Census of Business covered all establishments in the following trades, as defined by the Standard Industrial Classification Manual, May 1949 issue, of the Executive Office of the President: all retail trades; all wholesale trades; all service trades in the following four groups—personal services, business services, automobile repairs and services, and miscellaneous repair services; hotels; tourist courts and camps; and amusements, including motion picture theaters. Some important services not covered are radio broadcasting and television, medical and health, legal, educational, nonprofit, accounting, and domestic services.

This coverage is similar to that of the 1939 Business Census. However, "custom trades" and "services incidental to transportation," which are no longer included in the standard classification of the service trades, are not covered by the 1948 Census. In a number of localities, these exclusions as well as

other changes in the standard classification may have a considerable effect in comparing 1948 with 1939 data, particularly with respect to establishment count.

**Establishment definition.**—For Census purposes, a business establishment is defined to include only enterprises conducted from a recognizable place of business, provided that the annual sales were in excess of \$5,000 for a wholesale trade establishment and \$500 for establishments in other trades. A detailed analysis of coverage will be provided in future Censuses of Business publications.

"Number of establishments" is the number of separate business locations, rather than the number of business companies or organizations, since the Census figures represent information reported separately for each business location or establishment. The establishment count reflects the number of places in business at the end of 1948 excluding administrative and executive offices of multiunit organizations, and "chain store" warehouses.

**Sales and receipts.**—"1948 sales and receipts" represents sales of merchandise and receipts from repairs and other services to customers. The figures reflect deductions for returned goods and allowances, but not for trade-in allowances; they exclude sales and excise taxes collected from customers and paid directly to any taxing agency.

**Proprietors.**—"Active proprietors..." represents owners and partners of unincorporated businesses who devoted the major portion of their time to the business in November 1948.

**Employment.**—"Number of paid employees..." represents all employees on the pay roll for the pay period ending nearest November 15, 1948. "Full workweek" employees, whether regular or seasonal, are those who in the November 15 pay period were paid for working at least the number of hours typically worked in a week by employees of the reporting establishment.

# 1948 CENSUS OF BUSINESS

RETAIL, WHOLESALE, SERVICE TRADES

U. S. DEPARTMENT OF COMMERCE  
BUREAU OF THE CENSUS

## PRELIMINARY

For Release April 13, 1950

Release Series BC-1P-44-010

### ORLEANS COUNTY, VT.

Retail, wholesale, and service establishments located in Orleans County, Vermont, showed a substantial expansion in dollar volume of trade from 1939 to 1948 according to preliminary figures from the 1948 Census of Business released today by the Bureau of the Census, U. S. Department of Commerce.

Retail sales in the county during 1948 aggregated \$17.8 million, an increase of 158 percent over the \$6.9 million in 1939, when the preceding Census of Business was taken. Wholesale sales in the county reached a total of \$4.8 million in 1948 as compared with \$2.0 million in 1939. The service trades included in the Census of Business recorded receipts totaling \$600,000 in 1948 compared with \$200,000 in 1939.

Employment in the county also rose over the 9-year period between 1939 and 1948 for the above trades. Establishments in these trades reported a combined total of 851 paid employees for the workweek ended nearest November 15, 1948. This compared with a total of 673 employees reported for the week of November 15, 1939.

These preliminary figures have been derived from a Census report on Orleans County, Vermont, which also includes data for the city of Newport. Final figures, superseding the preliminary data for Orleans County, will be included in a Bulletin for the State of Vermont to be issued in several months. Similar data will be made available this year in preliminary and final form for each of the counties and States. A single copy of the preliminary release for Orleans County as well as an order blank for other area releases may be obtained by writing to the Bureau of the Census, Washington 25, D. C.

49575

Table 1.—CENSUS OF BUSINESS PRELIMINARY RESULTS FOR 1948, BY TRADE GROUP  
ORLEANS COUNTY, VT.

Trade group and kind of business	Number of establishments	1948 sales and receipts (Thousand dollars)	Active proprietors of unincorporated businesses Nov. 1948	Paid employees, workweek ended nearest Nov. 15, 1948	
				Total employees <sup>1</sup>	Full workweek employees
<b>RETAIL TRADE, total.....</b>	278	17,757	258	714	589
Food group.....	65	3,521	65	84	64
Eating and drinking places.....	21	483	21	88	72
General merchandise group, general stores	33	2,369	25	145	108
Apparel group.....	15	638	13	30	20
Furniture-home furnishings-appliance grp	7	321	9	14	13
Automotive group.....	17	2,880	11	109	103
Gasoline service stations.....	39	836	39	39	26
Lumber-building-hardware group.....	21	1,844	23	85	80
Drug and proprietary stores.....	9	370	11	25	21
All other retail stores.....	51	4,495	41	95	82
<b>WHOLESALE TRADE.....</b>	17	4,755	9	63	x
<b>SELECTED SERVICE TRADES,<sup>2/</sup>total.....</b>	79	600	80	74	68
Personal services.....	41	296	41	42	40
All other service trades.....	38	304	39	32	28
<b>HOTELS.....</b>	16	343	15	45	44
<b>TOURIST COURTS AND CAMPS.....</b>	21	73	23	4	4

x Not available.

<sup>1/</sup> Includes employees paid for less than the full workweek.

<sup>2/</sup> See General Description on last page for changes from the 1939 Census of Business in the coverage of Service Trades.

49575

Table 2.—CENSUS OF BUSINESS PRELIMINARY RESULTS FOR 1948 FOR CITIES OF 2,500 INHABITANTS OR MORE

## ORLEANS COUNTY, VT.

(Data omitted for trade groups where necessary to avoid disclosure)

City and trade group <sup>1</sup>	Number of establishments	1948 sales and receipts (Thousand dollars)	Active proprietors of unincorporated businesses Nov. 1948	Paid employees, workweek ended nearest Nov. 15, 1948	
				Total employees <sup>2</sup>	Full workweek employees
Newport city:					
Retail trade.....	97	9,240	84	429	359
Selected service trades...	26	221	27	33	33
Remainder of county: <sup>3/</sup>					
Retail trade.....	181	8,517	174	285	230
Selected service trades...	53	379	53	41	35

- 1/ See General Description on this page for changes from the 1939 Census of Business in the coverage of Service Trades.
- 2/ Includes employees paid for less than the full workweek.
- 3/ Includes figures for establishments not located in cities of 2,500 inhabitants or more.

## GENERAL DESCRIPTION OF PRELIMINARY RELEASES FOR THE 1948 CENSUS OF BUSINESS

This series of releases, of which one is planned for each county in the United States, presents preliminary results of the 1948 Census of Business. The information is based on reports submitted by business establishments for that Census. The figures shown are preliminary, and are subject to revision in the final Census publications, but the changes are expected to be relatively minor with respect to coverage. The final Census figures will be issued in a series of Business Census bulletins which will show additional detailed kind-of-business information for all places where there are a sufficient number of establishments.

The 1948 Census of Business was taken under the provision of the Act of June 19, 1948, which provides that the Business Census be taken for 1948 and for each fifth year thereafter. Previous Business Censuses were taken for the years 1929, 1933, 1935, and 1939.

*Scope of the Census.*—The 1948 Census of Business covered all establishments in the following trades, as defined by the Standard Industrial Classification Manual, May 1949 issue, of the Executive Office of the President: all retail trades; all wholesale trades; all service trades in the following four groups—personal services, business services, automobile repairs and services, and miscellaneous repair services; hotels; tourist courts and camps; and amusements, including motion picture theaters. Some important services not covered are radio broadcasting and television, medical and health, legal, educational, nonprofit, accounting, and domestic services.

This coverage is similar to that of the 1939 Business Census. However, "custom trade" and "services incidental to transportation," which are no longer included in the standard classification of the service trades, are not covered by the 1948 Census. In a number of localities, these exclusions as well as other changes in the standard classification may have

a considerable effect in comparing 1948 with 1939 data, particularly with respect to establishment count.


*Establishment definition.*—For Census purposes, a business establishment is defined to include only enterprises conducted from a recognizable place of business, provided that the annual sales were in excess of \$5,000 for a wholesale trade establishment and \$500 for establishments in other trades. A detailed analysis of coverage will be provided in future Census of Business publications.

"Number of establishments" is the number of separate business locations, rather than the number of business companies or organizations, since the Census figures represent information reported separately for each business location or establishment. The establishment count reflects the number of places in business at the end of 1948 excluding administrative and executive offices of multiunit organizations, and "chain store" warehouses.

*Sales and receipts.*—"1948 sales and receipts" represents sales of merchandise and receipts from repairs and other services to customers. The figures reflect deductions for returned goods and allowances, but not for trade-in allowances; they exclude sales and excise taxes collected from customers and paid directly to any taxing agency.

*Proprietors.*—"Active proprietors..." represents owners and partners of unincorporated businesses who devoted the major portion of their time to the business in November 1948.

*Employment.*—"Number of paid employees..." represents all employees on the pay roll for the pay period ending nearest November 15, 1948. "Full workweek" employees, whether regular or seasonal, are those who in the November 15 pay period were paid for working at least the number of hours typically worked in a week by employees of the reporting establishment.





# 1948 CENSUS OF BUSINESS

RETAIL, WHOLESALE, SERVICE TRADES

U. S. DEPARTMENT OF COMMERCE  
BUREAU OF THE CENSUS

## PRELIMINARY

For Release April 10, 1950

Release Series BC-1P-44-011

### RUTLAND COUNTY, VT.

Retail, wholesale, and service establishments located in Rutland County, Vermont, showed a substantial expansion in dollar volume of trade from 1939 to 1948 according to preliminary figures from the 1948 Census of Business released today by the Bureau of the Census, U. S. Department of Commerce.

Retail sales in the county during 1948 aggregated \$46.9 million, an increase of 170 percent over the \$17.4 million in 1939, when the preceding Census of Business was taken. Wholesale sales in the county reached a total of \$21.7 million in 1948 as compared with \$7.8 million in 1939. The service trades included in the Census of Business recorded receipts totaling \$1.9 million in 1948 compared with \$0.8 million in 1939.

Employment in the county also rose over the 9-year period between 1939 and 1948 for the above trades. Establishments in these trades reported a combined total of 3,081 paid employees for the workweek ended nearest November 15, 1948. This compared with a total of 2,496 employees reported for the week of November 15, 1939.

These preliminary figures have been derived from a Census report on Rutland County, Vermont, which also includes data for Rutland city. Final figures, superseding the preliminary data for Rutland County, will be included in a Bulletin for the State of Vermont to be issued in several months. Similar data will be made available this year in preliminary and final form for each of the counties and States. A single copy of the preliminary release for Rutland County as well as an order blank for other area releases may be obtained by writing to the Bureau of the Census, Washington 25, D. C.

Table 1.—CENSUS OF BUSINESS PRELIMINARY RESULTS FOR 1948, BY TRADE GROUP  
RUTLAND COUNTY, VT.

Trade group and kind of business	Number of establishments	1948 sales and receipts (Thousand dollars)	Active proprietors of unincorporated businesses Nov. 1948	Paid employees, workweek ended nearest Nov. 15, 1948	
				Total employees <sup>1</sup>	Full workweek employees
RETAIL TRADE, total.....	667	46,855	571	2,330	1,921
Food group.....	192	12,215	176	390	290
Eating and drinking places.....	86	2,516	61	348	282
General merchandise grp, general stores.....	22	3,323	18	294	185
Apparel group.....	33	3,643	33	235	191
Furniture-home furnishgs-appliance grp.....	41	2,201	35	115	111
Automotive group.....	42	8,246	40	304	302
Gasoline service stations.....	86	2,357	83	96	82
Lumber-building-hardware group.....	38	3,220	29	201	185
Drug and proprietary stores.....	16	940	17	59	40
All other retail stores.....	111	8,194	79	288	253
WHOLESALE TRADE, total.....	63	21,672	29	447	x
Merchant wholesalers.....	46	13,910	26	375	x
Petroleum bulk plants, terminals.....	7	3,332	-	32	x
Other wholesale.....	10	4,430	3	40	x
SELECTED SERVICE TRADES, <sup>2/</sup> total.....	204	1,947	199	304	264
Personal services.....	115	1,288	114	249	222
Business services.....	9	41	9	4	3
Automotive repairs and services.....	36	388	33	34	32
Other repair services.....	44	230	43	17	7
HOTELS.....	33	1,223	20	155	143
TOURIST COURTS AND CAMPS.....	25	138	20	8	6
AMUSEMENTS.....	28	583	21	94	x

x Not available.

<sup>1/</sup> Includes employees paid for less than the full workweek.

<sup>2/</sup> See General Description on last page for changes from the 1939 Census of Business in the coverage of Service Trades.

Table 2.—CENSUS OF BUSINESS PRELIMINARY RESULTS FOR 1948 FOR CITIES OF 2,500 INHABITANTS OR MORE

## RUTLAND COUNTY, VT.

(Data omitted for trade groups where necessary to avoid disclosure)

City and trade group <sup>1</sup>	Number of establishments	1948 sales and receipts (Thousand dollars)	Active proprietors of unincorporated businesses Nov. 1948	Paid employees, workweek ended nearest Nov. 15, 1948	
				Total employees <sup>2</sup>	Full workweek employees
Rutland city:					
Retail trade.....	283	29,204	236	1,670	1,338
Wholesale trade.....	51	18,663	21	403	x
Selected service trades..	105	1,451	109	268	230
Remainder of county: <sup>3/</sup>					
Retail trade.....	384	17,651	335	660	583
Wholesale trade.....	12	3,009	8	44	x
Selected service trades..	99	496	90	36	34

x Not available.

1/ See General Description on this page for changes from the 1939 Census of Business in the coverage of Service Trades.

2/ Includes employees paid for less than the full workweek.

3/ Includes figures for establishments, other than wholesale, not located in cities of 2,500 inhabitants or more, and wholesale establishments not located in cities of 5,000 inhabitants or more.

## GENERAL DESCRIPTION OF PRELIMINARY RELEASES FOR THE 1948 CENSUS OF BUSINESS

This series of releases, of which one is planned for each county in the United States, presents preliminary results of the 1948 Census of Business. The information is based on reports submitted by business establishments for that Census. The figures shown are preliminary, and are subject to revision in the final Census publications, but the changes are expected to be relatively minor with respect to coverage. The final Census figures will be issued in a series of Business Census bulletins which will show additional detailed kind-of-business information for all places where there are a sufficient number of establishments.

The 1948 Census of Business was taken under the provision of the Act of June 19, 1948, which provides that the Business Census be taken for 1948 and for each fifth year thereafter. Previous Business Censuses were taken for the years 1929, 1933, 1935, and 1939.

*Scope of the Census.*—The 1948 Census of Business covered all establishments in the following trades, as defined by the Standard Industrial Classification Manual, May 1949 issue, of the Executive Office of the President: all retail trades; all wholesale trades; all service trades in the following four groups—personal services, business services, automobile repairs and services, and miscellaneous repair services; hotels; tourist courts and camps; and amusements, including motion picture theaters. Some important services not covered are radio broadcasting and television, medical and health, legal, educational, nonprofit, accounting, and domestic services.

This coverage is similar to that of the 1939 Business Census. However, "custom trades" and "services incidental to transportation," which are no longer included in the standard classification of the service trades, are not covered by the 1948 Census. In a number of localities, these exclusions as well as other changes in the standard classification may have

a considerable effect in comparing 1948 with 1939 data, particularly with respect to establishment count.


*Establishment definition.*—For Census purposes, a business establishment is defined to include only enterprises conducted from a recognizable place of business, provided that the annual sales were in excess of \$5,000 for a wholesale trade establishment and \$500 for establishments in other trades. A detailed analysis of coverage will be provided in future Census of Business publications.

"Number of establishments" is the number of separate business locations, rather than the number of business companies or organizations, since the Census figures represent information reported separately for each business location or establishment. The establishment count reflects the number of places in business at the end of 1948 excluding administrative and executive offices of multiunit organizations, and "chain store" warehouses.

*Sales and receipts.*—"1948 sales and receipts" represents sales of merchandise and receipts from repairs and other services to customers. The figures reflect deductions for returned goods and allowances, but not for trade-in allowances; they exclude sales and excise taxes collected from customers and paid directly to any taxing agency.

*Proprietors.*—"Active proprietors..." represents owners and partners of unincorporated businesses who devoted the major portion of their time to the business in November 1948.

*Employment.*—"Number of paid employees..." represents all employees on the pay roll for the pay period ending nearest November 15, 1948. "Full workweek" employees, whether regular or seasonal, are those who in the November 15 pay period were paid for working at least the number of hours typically worked in a week by employees of the reporting establishment.



# 1948 CENSUS OF BUSINESS

RETAIL, WHOLESALE, SERVICE TRADES

U. S. DEPARTMENT OF COMMERCE  
BUREAU OF THE CENSUS

## PRELIMINARY

For Release March 13, 1950

Release Series BC-1P-44-012

### WASHINGTON COUNTY, VT.

Retail, wholesale, and service establishments located in Washington County, Vermont, showed a substantial expansion in dollar volume of trade from 1939 to 1948 according to preliminary figures from the 1948 Census of Business released today by the Bureau of the Census, U. S. Department of Commerce.

Retail sales in the county during 1948 aggregated \$38.5 million, an increase of 147 percent over the \$15.6 million in 1939, when the preceding Census of Business was taken. Wholesale sales in the county reached a total of \$21.8 million in 1948 as compared with \$5.1 million in 1939. The service trades included in the Census of Business recorded receipts totaling \$1.5 million in 1948 compared with \$0.7 million in 1939.

Employment in the county also rose over the 9-year period between 1939 and 1948 for the above trades. Establishments in these trades reported 2,425 paid employees for the workweek ended nearest November 15, 1948. This compared with a total of 1,985 employees reported for the week of November 15, 1939.

These preliminary figures have been derived from a Census report on Washington County, Vermont, which also includes data for Barre city, Montpelier, and Waterbury village. Final figures, superseding the preliminary data for Washington County, will be included in a Bulletin for the State of Vermont to be issued in several months. Similar data will be made available this year in preliminary and final form for each of the counties and States. A single copy of the preliminary release for Washington County as well as an order blank for other area releases may be obtained by writing to the Bureau of the Census, Washington 25, D. C.

Table 1.—CENSUS OF BUSINESS PRELIMINARY RESULTS FOR 1948, BY TRADE GROUP  
WASHINGTON COUNTY, VT.

Trade group and kind of business	Number of establishments	1948 sales and receipts (Thousand dollars)	Active proprietors of unincorporated businesses Nov. 1948	Paid employees, workweek ended nearest Nov. 15, 1948	
				Total employees <sup>1</sup>	Full workweek employees
<b>RETAIL TRADE, total.....</b>	562	38,479	490	1,887	1,515
Food group.....	148	10,874	142	314	237
Eating and drinking places.....	51	1,582	55	280	228
General merchandise group, general stores	18	3,190	5	280	193
Apparel group.....	51	2,267	42	106	65
Furniture-home furnishings-appliance grp	39	2,299	34	205	177
Automotive group.....	37	6,984	20	228	222
Gasoline service stations.....	62	1,759	65	82	54
Lumber-building-hardware group.....	34	2,175	23	148	136
Drug and proprietary stores.....	17	775	17	51	37
All other retail stores.....	105	6,574	87	193	166
<b>WHOLESALE TRADE, total.....</b>	57	21,847	33	319	x
Merchant wholesalers.....	40	8,228	28	230	x
Other wholesale.....	17	13,619	5	89	x
<b>SELECTED SERVICE TRADES, <sup>2/</sup> total.....</b>	188	1,527	193	219	190
Personal services.....	112	723	114	142	127
Business services.....	6	34	6	8	8
Automotive repairs and services.....	54	618	56	51	39
Other repair services.....	16	152	17	18	16
<b>HOTELS.....</b>	8	831	5	178	148
<b>TOURIST COURTS AND CAMPS.....</b>	20	63	19	-	-
<b>AMUSEMENTS.....</b>	23	535	12	93	x

x Not available.

<sup>1/</sup> Includes employees paid for less than the full workweek.

<sup>2/</sup> See General Description on last page for changes from the 1939 Census of Business in the coverage of Service Trades.

Table 2.—CENSUS OF BUSINESS PRELIMINARY RESULTS FOR 1948 FOR CITIES OF 2,500 INHABITANTS OR MORE

## WASHINGTON COUNTY, VT.

(Data omitted for trade groups where necessary to avoid disclosure)

City and trade group <sup>1</sup>	Number of establishments	1948 sales and receipts (Thousand dollars)	Active proprietors of unincorporated businesses Nov. 1948	Paid employees, workweek ended nearest Nov. 15, 1948	
				Total employees <sup>2</sup>	Full workweek employees
Barre city:					
Retail trade.....	178	16,194	148	800	649
Wholesale trade.....	25	7,485	15	150	x
Selected service trades....	72	562	76	103	95
Montpelier:					
Retail trade.....	135	10,615	109	604	504
Wholesale trade.....		Included with "Remainder of county"			
Selected service trades....	56	489	55	76	69
Amusements.....	6	199	4	28	x
Waterbury village:					
Retail trade.....	43	3,192	39	151	124
Wholesale trade.....		Included with "Remainder of county"			
Selected service trades....	10	46	11	4	3
Remainder of county: <sup>3/</sup>					
Retail trade.....	206	8,478	194	332	238
Wholesale trade.....	32	14,362	18	169	x
Selected service trades....	50	430	51	36	23

x Not available.

1/ See General Description on this page for changes from the 1939 Census of Business in the coverage of Service Trades.

2/ Includes employees paid for less than the full workweek.

3/ Except as indicated above, includes figures for establishments, other than wholesale, not located in cities of 2,500 inhabitants or more, and wholesale establishments not located in cities of 5,000 inhabitants or more.

## GENERAL DESCRIPTION OF PRELIMINARY RELEASES FOR THE 1948 CENSUS OF BUSINESS

This series of releases, of which one is planned for each county in the United States, presents preliminary results of the 1948 Census of Business. The information is based on reports submitted by business establishments for that Census. The figures shown are preliminary, and are subject to revision in the final Census publications, but the changes are expected to be relatively minor with respect to coverage. The final Census figures will be issued in a series of Business Census bulletins which will show additional detailed kind-of-business information for all places where there are a sufficient number of establishments.

The 1948 Census of Business was taken under the provision of the Act of June 19, 1948, which provides that the Business Census be taken for 1948 and for each fifth year thereafter. Previous Business Censuses were taken for the years 1929, 1933, 1935, and 1939.

**Scope of the Census.**—The 1948 Census of Business covered all establishments in the following trades, as defined by the Standard Industrial Classification Manual, May 1949 issue, of the Executive Office of the President: all retail trades; all wholesale trades; all service trades in the following four groups—personal services, business services, automobile repairs and services, and miscellaneous repair services; hotels; tourist courts and camps; and amusements, including motion picture theaters. Some important services not covered are radio broadcasting and television, medical and health, legal, educational, nonprofit, accounting, and domestic services.

This coverage is similar to that of the 1939 Business Census. However, "custom trades" and "services incidental to transportation," which are no longer included in the standard classification of the service trades, are not covered by the 1948 Census. In a number of localities, these exclusions as well as

other changes in the standard classification may have a considerable effect in comparing 1948 with 1939 data, particularly with respect to establishment count.


**Establishment definition.**—For Census purposes, a business establishment is defined to include only enterprises conducted from a recognizable place of business, provided that the annual sales were in excess of \$5,000 for a wholesale trade establishment; and \$500 for establishments in other trades. A detailed analysis of coverage will be provided in future Census of Business publications.

"Number of establishments" is the number of separate business locations, rather than the number of business companies or organizations, since the Census figures represent information reported separately for each business location or establishment. The establishment count reflects the number of places in business at the end of 1948 excluding administrative and executive offices of multiunit organizations, and "chain store" warehouses.

**Sales and receipts.**—"1948 sales and receipts" represents sales of merchandise and receipts from repairs and other services to customers. The figures reflect deductions for returned goods and allowances, but not for trade-in allowances; they exclude sales and excise taxes collected from customers and paid directly to any taxing agency.

**Proprietors.**—"Active proprietors..." represents owners and partners of unincorporated businesses who devoted the major portion of their time to the business in November 1948.

**Employment.**—"Number of paid employees..." represents all employees on the pay roll for the pay period ending nearest November 15, 1948. "Full workweek" employees, whether regular or seasonal, are those who in the November 15 pay period were paid for working at least the number of hours typically worked in a week by employees of the reporting establishment.





# 1948 CENSUS OF BUSINESS

## RETAIL, WHOLESALE, SERVICE TRADES

U. S. DEPARTMENT OF COMMERCE  
BUREAU OF THE CENSUS

### PRELIMINARY

For Release March 16, 1950

Release Series BC-1P-44-013

#### WINDHAM COUNTY, VT.

Retail, wholesale, and service establishments located in Windham County, Vermont, showed a substantial expansion in dollar volume of trade from 1939 to 1948 according to preliminary figures from the 1948 Census of Business released today by the Bureau of the Census, U. S. Department of Commerce.

Retail sales in the county during 1948 aggregated \$28.0 million, an increase of 154 percent over the \$11.0 million in 1939, when the preceding Census of Business was taken. Wholesale sales in the county reached a total of \$16.3 million in 1948 as compared with \$6.9 million in 1939. The service trades included in the Census of Business recorded receipts totaling \$982,000 in 1948 compared with \$537,000 in 1939.

Employment in the county also rose over the 9-year period between 1939 and 1948 for the above trades. Establishments in these trades reported a combined total of 1,761 paid employees for the workweek ended nearest November 15, 1948. This compared with a total of 1,560 employees reported for the week of November 15, 1939.

These preliminary figures have been derived from a Census report on Windham County, Vermont, which also includes data for the villages of Bellows Falls and Brattleboro. Final figures, superseding the preliminary data for Windham County, will be included in a Bulletin for the State of Vermont to be issued in several months. Similar data will be made available this year in preliminary and final form for each of the counties and States. A single copy of the preliminary release for Windham County as well as an order blank for other area releases may be obtained by writing to the Bureau of the Census, Washington 25, D. C.

Table 1.—CENSUS OF BUSINESS PRELIMINARY RESULTS FOR 1948, BY TRADE GROUP  
WINDHAM COUNTY, VT.

Trade group and kind of business	Number of establishments	1948 sales and receipts (Thousand dollars)	Active proprietors of unincorporated businesses Nov. 1948	Paid employees, workweek ended nearest Nov. 15, 1948	
				Total employees <sup>1</sup>	Full workweek employees
RETAIL TRADE, total.....	400	27,953	332	1,318	1,095
Food group.....	97	7,671	89	210	142
Eating and drinking places.....	50	1,525	46	203	178
General merchandise group, general stores	29	3,332	22	237	176
Apparel group.....	25	1,009	15	59	50
Furniture-home furnishings-appliance grp	22	647	16	34	31
Automotive group.....	24	3,903	12	178	167
Gasoline service stations.....	53	1,406	49	59	51
Lumber-building-hardware group.....	21	2,280	18	131	125
Drug and proprietary stores.....	8	654	9	33	24
All other retail stores.....	71	5,526	56	174	151
WHOLESALE TRADE.....	33	16,323	14	298	x
SELECTED SERVICE TRADES, <sup>2/</sup> total.....	113	982	111	145	131
Personal services.....	66	611	60	114	104
All other service trades.....	47	371	51	31	27
HOTELS.....	16	733	15	148	128
TOURIST COURTS AND CAMPS.....	18	73	15	1	1
AMUSEMENTS.....	11	328	5	60	x

x Not available.

<sup>1/</sup> Includes employees paid for less than the full workweek.

<sup>2/</sup> See General Description on last page for changes from the 1939 Census of Business in the coverage of Service Trades.

Table 2.—CENSUS OF BUSINESS PRELIMINARY RESULTS FOR 1948 FOR CITIES OF 2,500 INHABITANTS OR MORE

## WINDHAM COUNTY, VT.

(Data omitted for trade groups where necessary to avoid disclosure)

City and trade group <sup>1</sup>	Number of establishments	1948 sales and receipts (Thousand dollars)	Active proprietors of unincorporated businesses Nov. 1948	Paid employees, workweek ended nearest Nov. 15, 1948	
				Total employees <sup>2</sup>	Full workweek employees
Bellows Falls village:					
Retail trade.....	86	6,426	71	314	262
Selected service trades....	32	241	32	27	24
Tourist courts and camps...		Included with "Remainder of county"			
Brattleboro village:					
Retail trade.....	155	16,929	110	868	719
Selected service trades....	55	568	52	108	99
Tourist courts and camps...	7	26	4	-	-
Remainder of county: <sup>3/</sup>					
Retail trade.....	159	4,598	151	136	114
Selected service trades....	26	173	27	10	8
Hotels.....	11	117	11	4	4
Tourist courts and camps...	11	47	11	1	1

<sup>1/</sup> See General Description on this page for changes from the 1939 Census of Business in the coverage of Service Trades.

<sup>2/</sup> Includes employees paid for less than the full workweek.

<sup>3/</sup> Except as indicated above, includes figures for establishments not located in cities of 2,500 inhabitants or more.

## GENERAL DESCRIPTION OF PRELIMINARY RELEASES FOR THE 1948 CENSUS OF BUSINESS

This series of releases, of which one is planned for each county in the United States, presents preliminary results of the 1948 Census of Business. The information is based on reports submitted by business establishments for that Census. The figures shown are preliminary, and are subject to revision in the final Census publications, but the changes are expected to be relatively minor with respect to coverage. The final Census figures will be issued in a series of Business Census bulletins which will show additional detailed kind-of-business information for all places where there are a sufficient number of establishments.

The 1948 Census of Business was taken under the provision of the Act of June 19, 1948, which provides that the Business Census be taken for 1948 and for each fifth year thereafter. Previous Business Censuses were taken for the years 1929, 1933, 1935, and 1939.

*Scope of the Census.*—The 1948 Census of Business covered all establishments in the following trades, as defined by the Standard Industrial Classification Manual, May 1949 issue, of the Executive Office of the President: all retail trades; all wholesale trades; all service trades in the following four groups—personal services, business services, automobile repairs and services, and miscellaneous repair services; hotels; tourist courts and camps; and amusements, including motion picture theaters. Some important services not covered are radio broadcasting and television, medical and health, legal, educational, nonprofit, accounting, and domestic services.

This coverage is similar to that of the 1939 Business Census. However, "custom trades" and "services incidental to transportation," which are no longer included in the standard classification of the service trades, are not covered by the 1948 Census. In a number of localities, these exclusions as well as other changes in the standard classification may have

a considerable effect in comparing 1948 with 1939 data, particularly with respect to establishment count.

*Establishment definition.*—For Census purposes, a business establishment is defined to include only enterprises conducted from a recognizable place of business, provided that the annual sales were in excess of \$5,000 for a wholesale trade establishment and \$500 for establishments in other trades. A detailed analysis of coverage will be provided in future Census of Business publications.

"Number of establishments" is the number of separate business locations, rather than the number of business companies or organizations, since the Census figures represent information reported separately for each business location or establishment. The establishment count reflects the number of places in business at the end of 1948 excluding administrative and executive offices of multiunit organizations, and "chain store" warehouses.

*Sales and receipts.*—"1948 sales and receipts" represents sales of merchandise and receipts from repairs and other services to customers. The figures reflect deductions for returned goods and allowances, but not for trade-in allowances; they exclude sales and excise taxes collected from customers and paid directly to any taxing agency.

*Proprietors.*—"Active proprietors..." represents owners and partners of unincorporated businesses who devoted the major portion of their time to the business in November 1948.

*Employment.*—"Number of paid employees..." represents all employees on the pay roll for the pay period ending nearest November 15, 1948. "Full workweek" employees, whether regular or seasonal, are those who in the November 15 pay period were paid for working at least the number of hours typically worked in a week by employees of the reporting establishment.



# 1948 CENSUS OF BUSINESS

## RETAIL, WHOLESALE, SERVICE TRADES

U. S. DEPARTMENT OF COMMERCE  
BUREAU OF THE CENSUS

### PRELIMINARY

For Release March 16, 1950

Release Series BC-1P-44-014

#### WINDSOR COUNTY, VT.

Retail, wholesale, and service establishments located in Windsor County, Vermont, showed a substantial expansion in dollar volume of trade from 1939 to 1948 according to preliminary figures from the 1948 Census of Business released today by the Bureau of the Census, U. S. Department of Commerce.

Retail sales in the county during 1948 aggregated \$35.8 million, an increase of 175 percent over the \$13.0 million in 1939, when the preceding Census of Business was taken. Wholesale sales in the county reached a total of \$14.1 million in 1948 as compared with \$5.9 million in 1939. The service trades included in the Census of Business recorded receipts totaling \$1.1 million in 1948 compared with \$0.4 million in 1939.

Employment in the county also rose over the 9-year period between 1939 and 1948 for the above trades. Establishments in these trades reported a combined total of 1,941 paid employees for the workweek ended nearest November 15, 1948. This compared with a total of 1,471 employees reported for the week of November 15, 1939.

These preliminary figures have been derived from a Census report on Windsor County, Vermont, which also includes data for the villages of Springfield and Windsor. Final figures, superseding the preliminary data, for Windsor County, will be included in a Bulletin for the State of Vermont to be issued in several months. Similar data will be made available this year in preliminary and final form for each of the counties and States. A single copy of the preliminary release for Windsor County as well as an order blank for other area releases may be obtained by writing to the Bureau of the Census, Washington 25, D. C.

Table 1.—CENSUS OF BUSINESS PRELIMINARY RESULTS FOR 1948, BY TRADE GROUP  
WINDSOR COUNTY, VT.

Trade group and kind of business	Number of establishments	1948 sales and receipts (Thousand dollars)	Active proprietors of unincorporated businesses Nov. 1948	Paid employees, workweek ended nearest Nov. 15, 1948	
				Total employees <sup>1</sup>	Full workweek employees
<b>RETAIL TRADE, total.....</b>	586	35,799	517	1,570	1,225
Food group.....	140	9,487	121	281	214
Eating and drinking places.....	75	2,030	76	309	266
General merchandise group, general stores	39	2,759	34	173	102
Apparel group.....	27	1,134	26	59	37
Furniture-home furnishings-appliance grp	43	1,248	33	61	55
Automotive group.....	33	7,184	24	230	219
Gasoline service stations.....	75	1,790	80	65	42
Lumber-building-hardware group.....	32	2,315	28	160	101
Drug and proprietary stores.....	16	779	12	49	31
All other retail stores.....	106	7,073	83	183	158
<b>WHOLESALE TRADE, total.....</b>	36	14,147	20	234	x
Merchant wholesalers.....	21	6,100	16	154	x
Other wholesale.....	15	8,047	4	80	x
<b>SELECTED SERVICE TRADES,<sup>2/</sup> total.....</b>	149	1,122	145	137	127
Personal services.....	87	566	84	95	88
Business services.....	5	22	4	1	1
Automotive repairs and services.....	27	335	28	26	25
Other repair services.....	30	199	29	15	13
<b>HOTELS.....</b>	25	882	16	187	179
<b>TOURIST COURTS AND CAMPS.....</b>	13	54	13	1	-
<b>AMUSEMENTS.....</b>	17	308	8	69	x

x Not available.

<sup>1/</sup> Includes employees paid for less than the full workweek.

<sup>2/</sup> See General Description on last page for changes from the 1939 Census of Business in the coverage of Service Trades.

Table 2.—CENSUS OF BUSINESS PRELIMINARY RESULTS FOR 1948 FOR CITIES OF 2,500 INHABITANTS OR MORE

## WINDSOR COUNTY, VT.

(Data omitted for trade groups where necessary to avoid disclosure)

City and trade group <sup>1</sup>	Number of establishments	1948 sales and receipts (Thousand dollars)	Active proprietors of unincorporated businesses Nov. 1948	Paid employees, workweek ended nearest Nov. 15, 1948	
				Total employees <sup>2</sup>	Full workweek employees
Springfield village:					
Retail trade.....	93	6,819	73	373	281
Selected service trades...	35	216	33	37	36
Windsor village:					
Retail trade.....	67	4,067	58	228	182
Selected service trades...		Included with "Remainder of county"			
Remainder of county: <sup>3/</sup>					
Retail trade.....	426	24,913	386	969	762
Selected service trades...	114	906	112	100	91
Tourist courts and camps..	13	54	13	1	-

- <sup>1/</sup> See General Description on this page for changes from the 1939 Census of Business in the coverage of Service Trades.
- <sup>2/</sup> Includes employees paid for less than the full workweek.
- <sup>3/</sup> Except as indicated above, includes figures for establishments not located in cities of 2,500 inhabitants or more.

## GENERAL DESCRIPTION OF PRELIMINARY RELEASES FOR THE 1948 CENSUS OF BUSINESS

This series of releases, of which one is planned for each county in the United States, presents preliminary results of the 1948 Census of Business. The information is based on reports submitted by business establishments for that Census. The figures shown are preliminary, and are subject to revision in the final Census publications, but the changes are expected to be relatively minor with respect to coverage. The final Census figures will be issued in a series of Business Census bulletins which will show additional detailed kind-of-business information for all places where there are a sufficient number of establishments.

The 1948 Census of Business was taken under the provision of the Act of June 19, 1948, which provides that the Business Census be taken for 1948 and for each fifth year thereafter. Previous Business Censuses were taken for the years 1929, 1933, 1935, and 1939.

*Scope of the Census.*—The 1948 Census of Business covered all establishments in the following trades, as defined by the Standard Industrial Classification Manual, May 1949 issue, of the Executive Office of the President: all retail trades; all wholesale trades; all service trades in the following four groups—personal services, business services, automobile repairs and services, and miscellaneous repair services; hotels; tourist courts and camps; and amusements, including motion picture theaters. Some important services not covered are radio broadcasting and television, medical and health, legal, educational, nonprofit, accounting, and domestic services.

This coverage is similar to that of the 1939 Business Census. However, "custom trades" and "services incidental to transportation," which are no longer included in the standard classification of the service trades, are not covered by the 1948 Census. In a number of localities, these exclusions as well as other changes in the standard classification may have

a considerable effect in comparing 1948 with 1939 data, particularly with respect to establishment count.

*Establishment definition.*—For Census purposes, a business establishment is defined to include only enterprises conducted from a recognizable place of business, provided that the annual sales were in excess of \$5,000 for a wholesale trade establishment and \$500 for establishments in other trades. A detailed analysis of coverage will be provided in future Census of Business publications.

"Number of establishments" is the number of separate business locations, rather than the number of business companies or organizations, since the Census figures represent information reported separately for each business location or establishment. The establishment count reflects the number of places in business at the end of 1948 excluding administrative and executive offices of multiunit organizations, and "chain store" warehouses.

*Sales and receipts.*—"1948 sales and receipts" represents sales of merchandise and receipts from repairs and other services to customers. The figures reflect deductions for returned goods and allowances, but not for trade-in allowances; they exclude sales and excise taxes collected from customers and paid directly to any taxing agency.

*Proprietors.*—"Active proprietors..." represents owners and partners of unincorporated businesses who devoted the major portion of their time to the business in November 1948.


*Employment.*—"Number of paid employees..." represents all employees on the pay roll for the pay period ending nearest November 15, 1948. "Full workweek" employees, whether regular or seasonal, are those who in the November 15 pay period were paid for working at least the number of hours typically worked in a week by employees of the reporting establishment.


Table 2.

The following table shows the results of the analysis of variance for the effect of the treatment on the yield of the crop. The analysis was carried out using the method of least squares. The results are given in the following table.


Treatment	Yield (kg/ha)
Control	10.5
Treatment 1	12.3
Treatment 2	11.8
Treatment 3	13.1
Treatment 4	12.7
Treatment 5	13.5
Treatment 6	14.2
Treatment 7	13.9
Treatment 8	14.6
Treatment 9	15.1
Treatment 10	15.8
Treatment 11	16.2
Treatment 12	16.7
Treatment 13	17.1
Treatment 14	17.5
Treatment 15	17.9
Treatment 16	18.3
Treatment 17	18.7
Treatment 18	19.1
Treatment 19	19.5
Treatment 20	19.9
Treatment 21	20.3
Treatment 22	20.7
Treatment 23	21.1
Treatment 24	21.5
Treatment 25	21.9
Treatment 26	22.3
Treatment 27	22.7
Treatment 28	23.1
Treatment 29	23.5
Treatment 30	23.9
Treatment 31	24.3
Treatment 32	24.7
Treatment 33	25.1
Treatment 34	25.5
Treatment 35	25.9
Treatment 36	26.3
Treatment 37	26.7
Treatment 38	27.1
Treatment 39	27.5
Treatment 40	27.9
Treatment 41	28.3
Treatment 42	28.7
Treatment 43	29.1
Treatment 44	29.5
Treatment 45	29.9
Treatment 46	30.3
Treatment 47	30.7
Treatment 48	31.1
Treatment 49	31.5
Treatment 50	31.9
Treatment 51	32.3
Treatment 52	32.7
Treatment 53	33.1
Treatment 54	33.5
Treatment 55	33.9
Treatment 56	34.3
Treatment 57	34.7
Treatment 58	35.1
Treatment 59	35.5
Treatment 60	35.9
Treatment 61	36.3
Treatment 62	36.7
Treatment 63	37.1
Treatment 64	37.5
Treatment 65	37.9
Treatment 66	38.3
Treatment 67	38.7
Treatment 68	39.1
Treatment 69	39.5
Treatment 70	39.9
Treatment 71	40.3
Treatment 72	40.7
Treatment 73	41.1
Treatment 74	41.5
Treatment 75	41.9
Treatment 76	42.3
Treatment 77	42.7
Treatment 78	43.1
Treatment 79	43.5
Treatment 80	43.9
Treatment 81	44.3
Treatment 82	44.7
Treatment 83	45.1
Treatment 84	45.5
Treatment 85	45.9
Treatment 86	46.3
Treatment 87	46.7
Treatment 88	47.1
Treatment 89	47.5
Treatment 90	47.9
Treatment 91	48.3
Treatment 92	48.7
Treatment 93	49.1
Treatment 94	49.5
Treatment 95	49.9
Treatment 96	50.3
Treatment 97	50.7
Treatment 98	51.1
Treatment 99	51.5
Treatment 100	51.9














CB/Bureau of the Census Library



5 0673 01044487 8