Declassified E.O. 12065 Section 3-402/NNDC NO. 775009

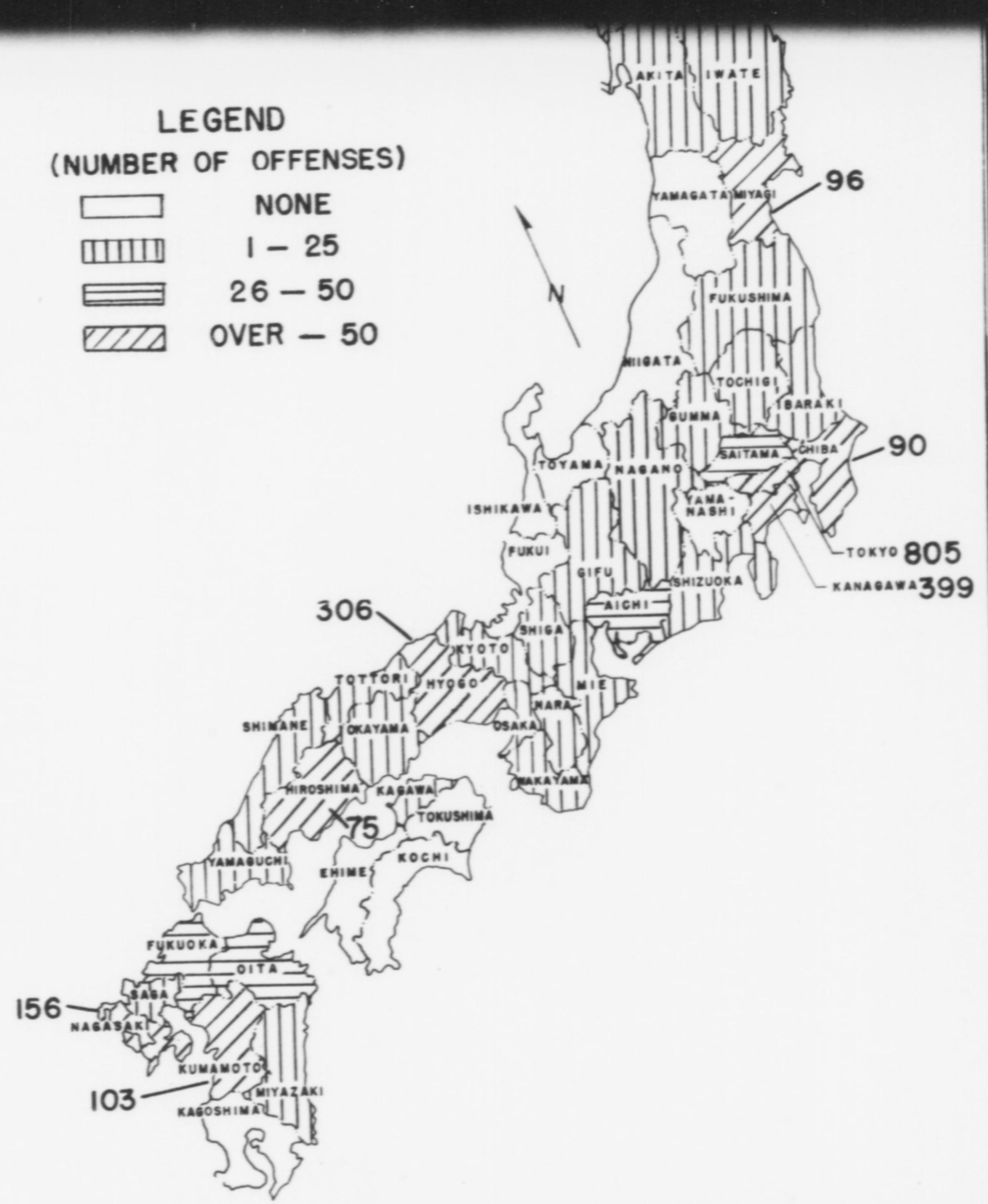

SOURCE: HOME MINISTRY

INSERT NO. 6

NUMBER

GHQ · SCAP

Declassified E.O. 12065 Section 3-402/NNDC NO. 77509

NUMBER OF PERSONS ARRESTED FOR OFFENSES AGAINST
THE OCCUPATION FORCES, BY NATIONALITY
By Prefecture, During September - 1946

Islands & Prefectures	Japanese	Korean	Chinese	Formosan	Others	Total
Hokkaido	152	50	-	-	-	202
Aomori	5	-	-	-	-	5
Iwate	7	-	-	-	-	7
Miyagi	103	1	1	-	-	105
Akita	3	-	-	-	-	3
Yamagata	6	-	-	-	-	6
Fukushima	7	-	-	-	-	7
Ibaraki	7	-	-	-	-	7
Tochigi	2	-	-	-	-	2
Gumma	14	1	-	-	-	15
Saitama	22	2	-	1	-	25
Chiba	16	4	-	-	-	20
Tokyo	666	18	-	-	-	684
Kanagawa	592	13	-	-	1	606
Niigata	-	-	-	-	-	-
Toyama	-	-	-	-	-	-
Ishikawa	-	-	-	-	-	-
Fukui	-	-	-	-	-	-
Yamanashi	-	-	-	-	-	-
Nagano	2	-	-	-	-	2
Gifu	9	2	-	-	-	11
Shizuoka	2	2	-	-	-	4
Aichi	8	2	-	-	-	10
Mie	-	-	-	-	-	-
Shiga	-	-	-	-	-	-
Kyoto	8	5	-	-	-	13
Osaka	41	2	-	-	-	43
Hyogo	222	1	-	-	-	223
Nara	14	-	-	-	-	14
Wakayama	-	-	-	-	-	-
Tottori	4	1	-	-	-	5
Shimane	1	1	-	-	-	2
Okayama	4	-	-	-	-	4
Hiroshima	114	3	-	-	-	117
Yamaguchi	15	1	-	-	-	16
Tokushima	-	-	-	-	-	-
Kagawa	5	-	-	-	-	5

Ishikawa	-	-	-	-	-	-
Fukui	-	-	-	-	-	-
Yamanashi	-	-	-	-	-	-
Nagano	2	-	-	-	-	2
Gifu	9	2	-	-	-	11
Shizuoka	2	2	-	-	-	4
Aichi	8	2	-	-	-	10
Mie	-	-	-	-	-	-
Shiga	-	-	-	-	-	-
Kyoto	8	5	-	-	-	13
Osaka	41	2	-	-	-	43
Hyogo	222	1	-	-	-	223
Nara	14	-	-	-	-	14
Wakayama	-	-	-	-	-	-
Tottori	4	1	-	-	-	5
Shimane	1	1	-	-	-	2
Okayama	4	-	-	-	-	4
Hiroshima	114	3	-	-	-	117
Yamaguchi	15	1	-	-	-	16
Tokushima	-	-	-	-	-	-
Kagawa	5	-	-	-	-	5
Ehime	5	-	-	-	-	5
Kochi	25	-	-	-	-	25
Fukuoka	125	3	-	-	-	128
Saga	13	-	-	-	-	13
Nagasaki	121	2	4	-	-	127
Kumamoto	49	3	-	-	8	60
Oita	22	-	-	-	-	22
Miyazaki	-	-	-	-	-	-
Kagoshima	13	-	-	-	-	13
TOTAL	2,424	117	5	1	9	2,556

Source: Ministry of Home Affairs

Table No. 2

Declassified E.O. 12065 Section 3-402/NNDC NO. 775009

Declassified E.O. 12065 Section 3-402/NNDC NO. 775009

OFFENSES COMMITTED AGAINST OCCUPATION FORCES IN JAPAN
SEPTEMBER 1946
By Prefecture

Islands & Prefectures	Theft of Allied Property	Received Stolen Allied Goods	Assault and Battery against occupation Troops	Total No. of offenses Committed
Hokkaido	22	41	-	63
Aomori	5	-	-	5
Iwate	-	5	2	7
Miyagi	68	36	-	104
Akita	3	-	-	3
Yamagata	1	-	-	1
Fukushima	4	-	-	4
Ibaraki	2	-	-	2
Tochigi	2	1	-	3
Gumma	11	4	-	15
Saitama	12	1	-	13
Chiba	-	9	-	9
Tokyo	462	96	-	558
Kanagawa	385	87	1	473
Niigata	-	-	-	-
Toyama	-	-	-	-
Ishikawa	-	-	-	-
Fukui	-	-	-	-
Yamanashi	-	-	-	-
Nagano	1	-	-	1
Gifu	5	5	-	10
Shizuoka	2	2	-	4
Aichi	-	16	-	16
Mie	-	-	-	-
Shiga	-	-	-	-
Kyoto	2	2	-	4
Osaka	22	11	-	33
Hyogo	220	63	-	283
Nara	13	-	-	13
Wakayama	-	-	-	-
Tottori	2	10	-	12
Shimane	2	1	-	3
Okayama	1	-	-	1
Hiroshima	68	56	-	124
Yamaguchi	5	22	-	27
Tokushima	-	-	-	-
Kagawa				

Niigata	-	-	-	-
Toyama	-	-	-	-
Ishikawa	-	-	-	-
Fukui	-	-	-	-
Yamanashi	-	-	-	1
Nagano	1	-	-	10
Gifu	5	5	-	4
Shizuoka	2	2	-	16
Aichi	-	16	-	-
Mie	-	-	-	-
Shiga	-	-	-	4
Kyoto	2	2	-	33
Osaka	22	11	-	283
Hyogo	220	63	-	13
Nara	13	-	-	-
Wakayama	-	-	-	12
Tottori	2	10	-	3
Shimane	2	1	-	1
Okayama	1	-	-	124
Hiroshima	68	56	-	27
Yamaguchi	5	22	-	-
Tokushima	-	-	-	-
Kagawa	-	-	-	4
Ehime	4	-	-	31
Kochi	14	17	-	181
Fukuoka	74	107	-	11
Saga	6	5	-	123
Nagasaki	69	52	2	54
Kumamoto	13	41	-	16
Oita	16	-	-	-
Miyazaki	-	-	-	12
Kagoshima	9	3	-	
TOTAL	1,525	693	5	2,223

Source: Ministry of Home Affairs

Table No. 1

Declassified E.O. 12065 Section 3-402/NNDC NO. 775009

Declassified E.O. 12065 Section 3-402/NNDG NO. 775009

15 pp

~~CRIMES~~ OFFENSES COMMITTED AGAINST OCCUPATION FORCES IN JAPAN
~~IN JAPAN~~ SEPTEMBER 1946
By Prefecture

Islands & Prefectures	Theft of Allied Property	Received Stolen Allied Goods	Assault and Battery against occupation Troops	Total No. of offenses Committed
Hokkaido	22	41	-	63
Aomori	5	-	-	5
Iwate	-	5	2	7
Miyagi	68	36	-	104
Akite	3	-	-	3
Yamagata	1	-	-	1
Fukushima	4	-	-	4
Ibaraki	2	-	-	2
Tochigi	2	1	-	3
Gumma	11	4	-	15
Saitama	12	1	-	13
Chiba	-	9	-	9
Tokyo	462	96	-	558
Kanagawa	385	87	1	473
Niigata	-	-	-	-
Toyama	-	-	-	-
Ishikawa	-	-	-	-
Fukui	-	-	-	-
Yamanashi	-	-	-	-
Nagano	1	-	-	1
Gifu	5	5	-	10
Shizuoka	2	2	-	4
Aichi	-	16	-	16
Mie	-	-	-	-
Shiga	-	-	-	-
Kyoto	2	2	-	4
Osaka	22	11	-	33
Hyogo	220	63	-	283
Nara	13	-	-	13
Wakayama	-	-	-	-
Tottori	2	10	-	12
Shimane	2	1	-	3
Okayama	1	-	-	1
Hiroshima	68	56	-	124
Yamaguchi	5	22	-	27
Tokushima	-	-	-	-

Ishikawa	-	-	-	-
Fukui	-	-	-	-
Yamanashi	-	-	-	-
Nagano	1	-	-	1
Gifu	5	5	-	10
Shizuoka	2	2	-	4
Aichi	-	16	-	16
Mie	-	-	-	-
Shiga	-	-	-	-
Kyoto	2	2	-	4
Osaka	22	11	-	33
Hyogo	220	63	-	283
Nara	13	-	-	13
Wakayama	-	-	-	-
Tottori	2	10	-	12
Shimane	2	1	-	3
Okayama	1	-	-	1
Hiroshima	68	56	-	124
Yamaguchi	5	22	-	27
Tokushima	-	-	-	-
Kagawa	-	-	-	-
Ehime	4	-	-	4
Kochi	14	17	-	31
Fukuoka	74	107	-	181
Saga	6	5	-	11
Nagasaki	69	52	2	123
Kumamoto	13	41	-	54
Oita	16	-	-	16
Miyazaki	-	-	-	-
Kagoshima	9	3	-	12
TOTAL	1,525	693	5	2,223

Source: Ministry of Home Affairs

TABLE NO. 1

(Jun 72) RESTRICTED

R-1

Declassified E.O. 12065 Section 3-402/NNDG NO. 775009

OFFENSES AGAINST THE OCCUPATION FORCES

BY PREFECTURE SEPTEMBER 1946

LEGEND

- 0
- 1 - 50
- 51 - 100
- 101 - 150
- OVER 150

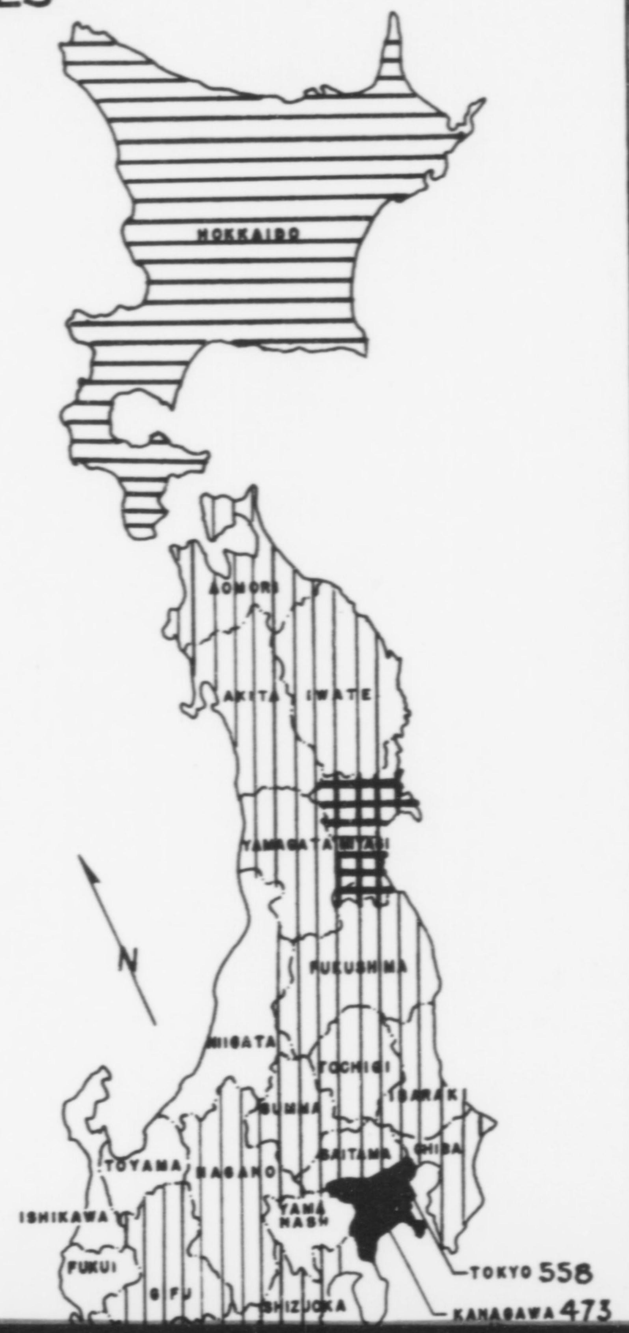

Declassified E.O. 12065 Section 3-402/NNDG NO. 775009

Declassified E.O. 12065 Section 3-402/NNDC NO. 775009

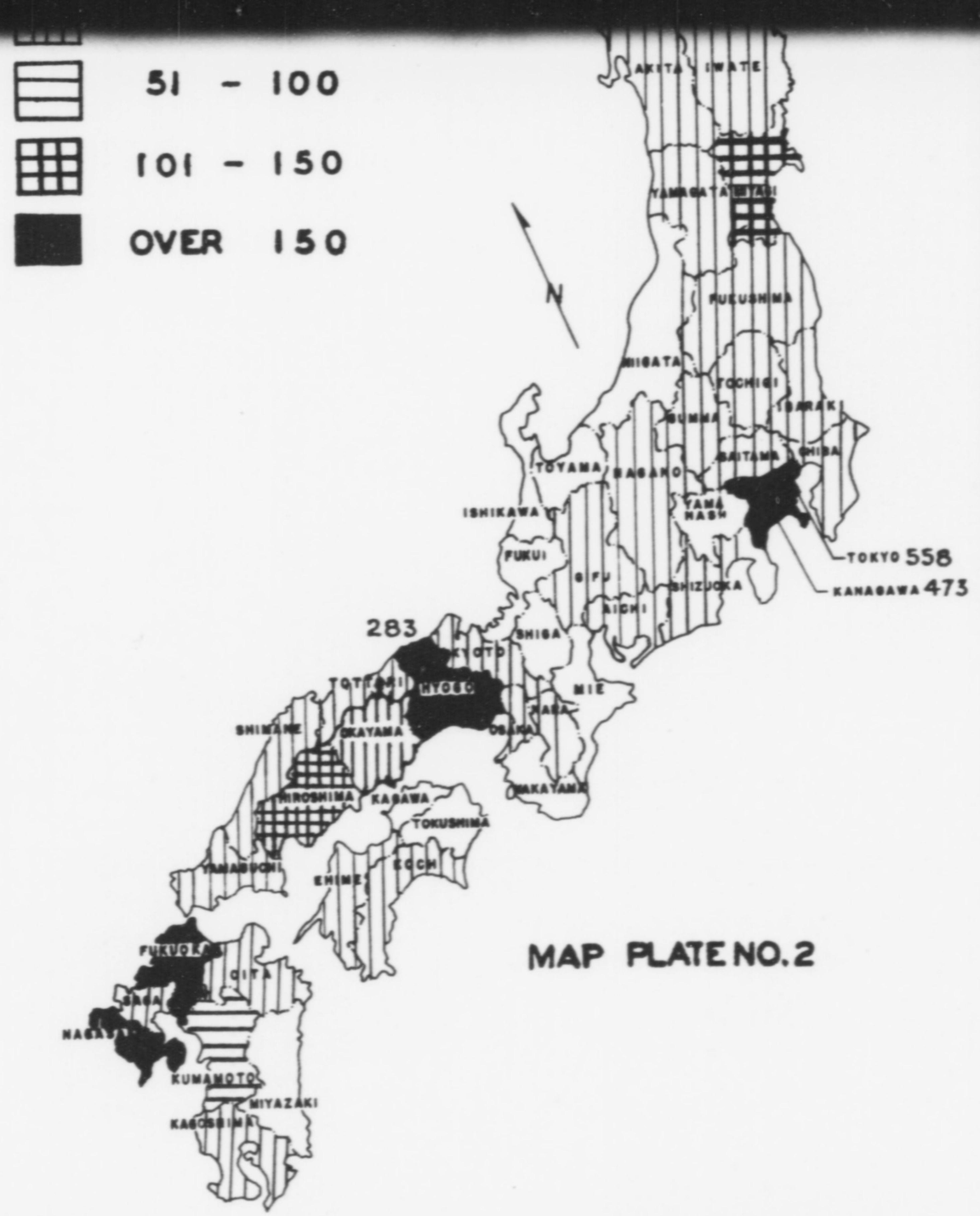

MAP PLATE NO. 2

SOURCE:
MINISTRY OF HOME AFFAIRS

PREPARED BY:
PUBLIC SAFETY DIVISION

GHQ · SCAP

NUMBER

CRIMES COMMITTED AGAINST OCCUPATION FORCES
in Japan - August 1946
Number of Persons Arrested, by Nationality, by Prefecture

PERSONS ARRESTED

Prefectures	Japanese	Korean	Chinese	Formosan	Others	Total
Hokkaido	69	18	3	-	-	90
Aomori	8	-	-	-	-	8
Iwate	6	1	-	-	-	7
Miyagi	92	-	-	-	-	92
Akita	4	-	-	-	-	4
Yamagata	17	-	-	-	-	17
Fukushima	2	-	-	-	-	2
Ibaraki	2	-	-	-	-	2
Tochigi	3	-	-	-	-	3
Gumma	15	2	-	-	-	17
Saitama	43	1	-	-	-	44
Chiba	2	2	-	-	-	4
Tokyo	1,008	30	-	5	-	1,043
Kanagawa	680	9	1	-	-	690
Niigata	-	-	-	-	-	-
Toyama	-	-	-	-	-	-
Ishikawa	-	-	-	-	-	-
Fukui	-	-	-	-	-	-
Yamanashi	2	-	-	-	-	2
Nagano	-	-	-	-	-	-
Gifu	32	-	-	-	-	32
Shizuoka	2	-	-	-	-	2
Aichi	53	3	-	-	-	56
Mie	-	-	-	-	-	-
Shiga	-	-	-	-	-	-
Kyoto	5	-	-	-	-	5
Osaka	68	5	-	-	-	73
Hyogo	80	3	-	-	-	83
Nara	8	-	-	-	-	8
Wakayama	-	-	-	-	-	-

Declassified E.O. 12065 Section 3-402/NNDC NO. 775009

Tokyo	1,008	30	-	5	-	[illegible]
Kanagawa	680	9	1	-	-	690
Niigata	-	-	-	-	-	-
Toyama	-	-	-	-	-	-
Ishikawa	-	-	-	-	-	-
Fukui	-	-	-	-	-	-
Yamanashi	2	-	-	-	-	2
Nagano	-	-	-	-	-	-
Gifu	32	-	-	-	-	32
Shizuoka	2	-	-	-	-	2
Aichi	53	3	-	-	-	56
Mie	-	-	-	-	-	-
Shiga	-	-	-	-	-	-
Kyoto	5	-	-	-	-	5
Osaka	68	5	-	-	-	73
Hyogo	80	3	-	-	-	83
Nara	8	-	-	-	-	8
Wakayama	-	-	-	-	-	-
Tottori	10	2	-	-	-	12
Shimane	2	-	-	-	-	2
Okayama	3	-	-	-	-	3
Hiroshima	113	16	-	1	-	130
Yamaguchi	8	-	-	-	-	8
Tokushima	-	-	-	-	-	-
Kagawa	-	-	-	-	-	-
Ehime	1	-	-	-	-	1
Kochi	18	-	-	-	-	18
Fukuoka	27	1	-	-	-	28
Saga	3	-	-	-	-	3
Nagasaki	153	14	2	-	-	169
Kumamoto	32	-	-	-	1	33
Oita	32	1	-	-	-	33
Miyazaki	1	-	-	-	-	1
Kagoshima	9	-	-	-	-	9
TOTAL	2,613	108	6	6	1	2,734

SOURCE: Ministry of Home Affairs

Table no. 2

- -

Declassified E.O. 12065 Section 3-402/NNDG NO. 775009

Declassified E.O. 12065 Section 3-402/NNDG NO. 775009

CRIMES COMMITTED AGAINST OCCUPATION FORCES IN JAPAN
in Japan August 1946
By Prefecture

Prefectures	Theft of Allied Property	Rec'g Stolen Allied Goods	Assault & Battery Against Occ. Troops	Total No. of Offenses Committed
Hokkaido	33	8	-	41
Aomori	5	3	-	8
Iwate	1	6	-	7
Miyagi	80	21	2	103
Akita	4	-	-	4
Yamagata	3	-	-	3
Fukushima	3	-	-	3
Ibaraki	1	-	-	1
Toehigi	-	4	-	4
Gumma	11	10	-	21
Saitama	23	2	-	25
Chiba	2	2	-	4
Tokyo	740	80	-	820
Kanagawa	479	66	3	548
Niigata	-	-	-	-
Toyama	-	-	-	-
Ishikawa	-	-	-	-
Fukui	-	-	-	-
Yamanashi	-	1	-	1
Nagano	-	-	-	-
Gifu	32	2	-	34
Shizuoka	1	1	-	2
Aichi	24	26	-	50
Mie	-	-	-	-
Shiga	-	-	-	-
Kyoto	3	1	-	4
Osaka	42	6	-	48
Hyogo	67	49	-	116
Nara	7	1	-	8

Tokyo	740	80	-	820
Kanagawa	479	66	3	548
Niigata	-	-	-	-
Toyama	-	-	-	-
Ishikawa	-	-	-	-
Fukui	-	-	-	-
Yamanashi	-	1	-	1
Nagano	-	-	-	-
Gifu	32	2	-	34
Shizuoka	1	1	-	2
Aichi	24	26	-	50
Mie	-	-	-	-
Shiga	-	-	-	-
Kyoto	3	1	-	4
Osaka	42	6	-	48
Hyogo	67	49	-	116
Nara	7	1	-	8
Wakayama	-	-	-	-
Tottori	2	19	-	21
Shimane	2	-	-	2
Okayama	2	-	-	2
Hiroshima	70	65	2	137
Yamaguchi	10	2	*1	13
Tokushima	-	-	-	-
Kagawa	-	-	-	-
Ehime	1	-	-	1
Kochi	16	2	-	18
Fukuoka	7	6	-	13
Saga	1	-	-	1
Nagasaki	159	15	5	179
Kumamoto	1	1	-	2
Oita	14	14	-	28
Miyazaki	-	1	-	1
Kagoshima	5	4	-	9
TOTAL	1,851	418	13	2,282

SOURCE: Ministry of Home Affairs

*Murder

Table No. 1

more = 10
1-25 = 25
26-50 = 5
more 50 = 6

- -

SECRET

Declassified E.O. 12065 Section 3-402/NNDC NO. 775009

Declassified E.O. 12065 Section 3-402/NNDG NO. 775009

OFFENSES COMMITTED AGAINST OCCUPATION
FORCES IN JAPAN OCTOBER '46
By Prefecture

Prefectures	Theft of Allied Property	Rec. Stolen Allied Goods	Assault & Battery Against Occ. Troops	Total No. of Offenses
Hokkaido	19	15	-	34
Aomori	-	-	-	-
Iwate	4	5	-	9
Miyagi	34	53	1	88
Akita	-	1	-	1
Yamagata	9	-	-	9
Fukushima	3	-	-	3
Ibaraki	5	-	-	5
Tochigi	4	-	-	4
Gumma	12	-	-	12
Saitama	11	-	-	11
Chiba	-	-	-	-
Tokyo	487	69	-	556
Kanagawa	272	94	-	366
Niigata	1	2	-	3
Toyama	-	-	-	-
Ishikawa	-	-	-	-
Fukui	1	-	-	1
Yamanashi	1	-	-	1
Nagano	1	1	-	2
Gifu	-	-	-	-
Shizuoka	-	-	-	-
Aichi	12	1	-	13
Mie	1	-	-	1
Shiga	-	-	-	-
Kyoto	458	6	-	464
Osaka	25	12	-	37
Hyogo	71	85	-	156
Nara	-	-	-	-
Wakayama	-	-	-	-
Tottori	1	4	-	5
Shimane	-	-	-	-
Okayama	8	1	-	9
Hiroshima	34	45	-	79

Ishikawa	-	-	-	-
Fukui	1	-	-	1
Yamanashi	1	-	-	1
Nagano	1	1	-	2
Gifu	-	-	-	-
Shizuoka	-	-	-	-
Aichi	12	1	-	13
Mie	1	-	-	1
Shiga	-	-	-	-
Kyoto	458	6	-	464
Osaka	25	12	-	37
Hyogo	71	85	-	156
Nara	-	-	-	-
Wakayama	-	-	-	-
Tottori	1	4	-	5
Shimane	-	-	-	-
Okayama	8	1	-	9
Hiroshima	34	45	-	79
Yamaguchi	5	17	-	22
Tokushima	-	-	-	-
Kagawa	2	-	-	2
Ehime	-	-	-	-
Kochi	5	1	-	6
Fukuoka	50	70	-	120
Saga	2	1	-	3
Nagasaki	21	16	-	37
Kumamoto	22	19	-	41
Oita	7	1	-	8
Miyazaki	-	-	-	-
Kagoshima	35	3	-	38
TOTAL	1,623	522	1	2,146

Declassified E.O. 12065 Section 3-402/NNDG NO. 775009

Declassified E.O. 12065 Section 3-402/NNDG NO. 775009

NUMBER OF PERSONS ARRESTED FOR OFFENSES AGAINST THE OCCUPATION FORCES, BY NATIONALITY
By Prefecture, During October 1946

Prefectures	Japanese	Korean	Chinese	Formosan	Others	Total
Hokkaido	84	36	-	-	-	120
Aomori	-	-	-	-	-	-
Iwate	7	2	-	-	-	9
Miyagi	85	-	-	-	-	85
Akita	-	1	-	-	-	1
Yamagata	2	-	-	-	-	2
Fukushima	10	-	-	-	-	10
Ibaraki	5	-	-	-	-	5
Tochigi	4	-	-	-	-	4
Gumma	16	1	-	-	-	17
Saitama	30	-	-	-	-	30
Chiba	-	-	-	-	-	-
Tokyo	749	19	-	-	-	768
Kanagawa	451	-	-	-	-	451
Niigata	3	-	-	-	-	3
Toyama	-	-	-	-	-	-
Ishikawa	-	-	-	-	-	-
Fukui	-	-	-	-	-	-
Yamanashi	1	-	-	-	-	1
Nagano	2	-	-	-	-	2
Gifu	-	-	-	-	-	-
Shizuoka	3	-	-	-	-	3
Aichi	14	-	-	-	-	14
Mie	1	-	-	-	-	1
Shiga	-	-	-	-	-	-
Kyoto	259	26	-	-	-	285
Osaka	47	7	-	-	-	54
Hyogo	160	4	-	1	-	165
Nara	-	-	-	-	-	-
Wakayama	-	-	-	-	-	-
Tottori	5	-	-	-	-	5
Shimane	-	-	-	-	-	-
Okayama	9	-	-	-	-	9
Hiroshima	99	8	-	-	-	107
Yamaguchi	7	2	-	-	-	9
Tokushima	-	-	-	-	-	-

Ishikawa	-	-	-	-	-	-
Fukui	-	-	-	-	-	1
Yamanashi	1	-	-	-	-	2
Nagano	2	-	-	-	-	-
Gifu	-	-	-	-	-	3
Shizuoka	3	-	-	-	-	14
Aichi	14	-	-	-	-	1
Mie	1	-	-	-	-	-
Shiga	-	-	-	-	-	235
Kyoto	259	26	-	-	-	54
Osaka	47	7	-	1	-	165
Hyogo	160	4	-	-	-	-
Nara	-	-	-	-	-	-
Wakayama	-	-	-	-	-	5
Tottori	5	-	-	-	-	-
Shimane	-	-	-	-	-	9
Okayama	9	-	-	-	-	107
Hiroshima	99	9	-	-	-	9
Yamaguchi	7	2	-	-	-	-
Tokushima	-	-	-	-	-	3
Kagawa	3	-	-	-	-	-
Ehime	-	-	-	-	-	6
Kochi	6	-	-	-	-	137
Fukuoka	133	4	-	-	-	4
Saga	4	-	-	-	-	38
Nagasaki	30	8	-	-	-	41
Kumamoto	41	-	-	-	-	22
Oita	19	3	-	-	-	-
Miyazaki	-	-	-	-	-	31
Kagoshima	31	-	-	-	-	
TOTAL	2,320	121	-	1	-	2,442

Declassified E.O. 12065 Section 3-402/NNDC NO. 775009

Declassified E.O. 12065 Section 3-402/NNDG NO. 775009

Number of Persons for Offenses against the Occupation Forces, By Nationality, By Type of Offences During Oct. '46

Types of Offense	Japanese	Korean	Chinese	Formosan	Others	Total
Theft of allied Property	1,613	51	—	—	—	1,664
Receiving stolen allied Goods	701	70	—	1	—	772
Assault and Battery against Occ. F.	6	—	—	—	—	6
Total	2,320	121	—	1	—	2,442

OFFENSES AGAINST THE OCCUPATION FORCES

BY PREFECTURE OCTOBER 1946

LEGEND

	0
	1 – 50
	51 – 100
	OVER 100

NATIONAL TOTAL:
2.146

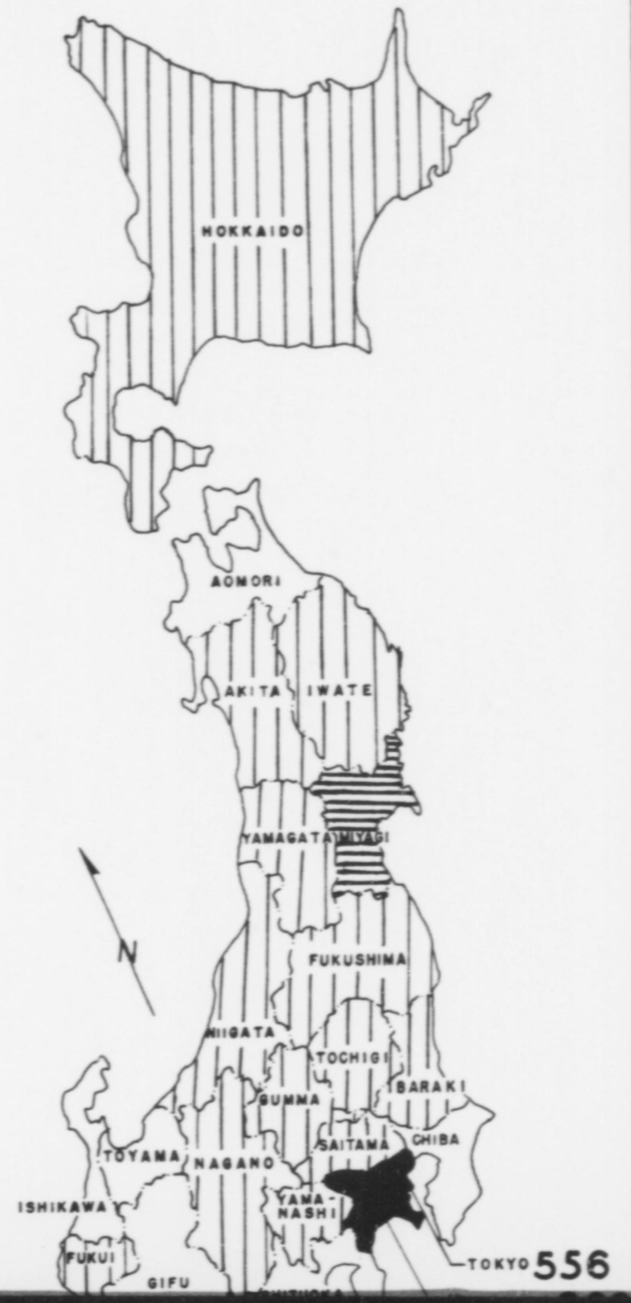

Declassified E.O. 12065 Section 3-402/NNDG NO. 775009

Declassified E.O. 12065 Section 3-402/NNDG NO. 775009

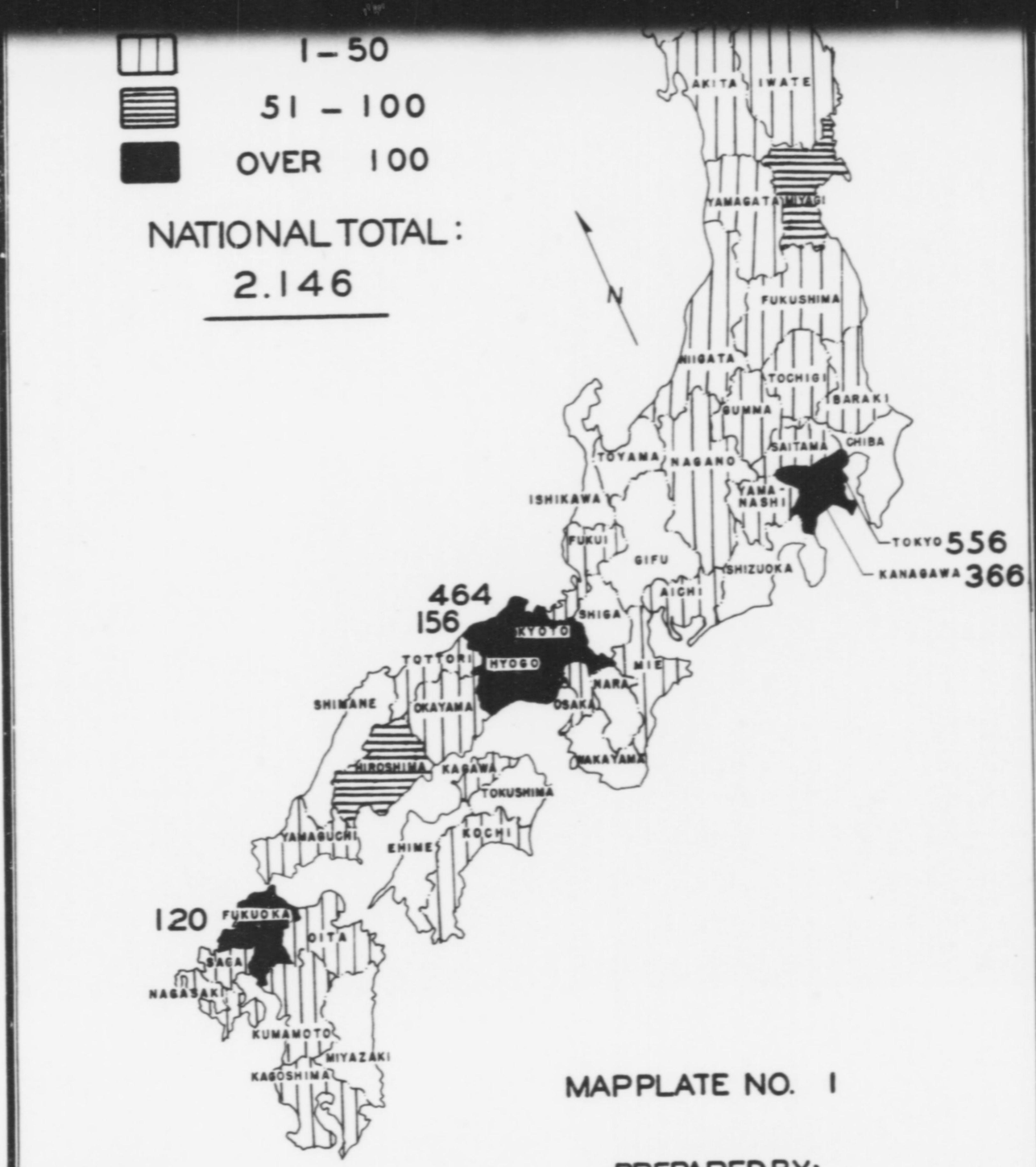

MAPPLATE NO. 1

SOURCE:
MINISTRY OF HOME AFFAIRS

PREPARED BY:
PUBLIC SAFETY DIVISION

GHQ · SCAP

NUMBER

Sept 45 - Oct 46

OFFENSES AGAINST OCCUPATION FORCES
AS REPORTED BY THE JAPANESE

Prefectures	Sept. 1945 Aug. '46 incl.	Sept.	Oct.	14 Month Total	Monthly Average
Hokkaido	1,033	92	68	1,193	85.2
Aomori	299	2	0	301	21.5
Iwate	47	0	0	47	3.4
Miyagi	1,675	42	20	1,737	124.1
Akita	73	4	0	77	5.5
Yamagata	50	6	4	60	4.3
Fukushima	81	7	5	93	6.6
Ibaraki	38	8	0	46	3.3
Tochigi	36	6	5	47	3.3
Gumma	7	31	20	58	4.1
Saitama	487	17	22	526	37.6
Chiba	105	0	0	105	7.5
Tokyo	10,370	775	776	11,921	851.5
Kanagawa	11,290	598	365	12,253	875.2
Niigata	78	0	0	78	5.6
Toyama	7	0	0	7	0.5
Ishikawa	3	0	0	3	0.2
Fukui	9	0	0	9	0.6
Yamanashi	6	0	0	6	0.4
Nagano	44	1	1	46	3.3
Gifu	104	3	1	108	7.7
Shizuoka	72	3	2	77	5.5
Aichi	720	21	26	767	54.8
Mie	26	0	1	27	1.9
Shiga	42	2	2	46	3.3
Kyoto	191	16	20	227	16.2
Osaka	335	37	22	394	28.1
Hyogo	1,542	102	193	1,837	131.2
Nara	32	5	2	39	2.8
Wakayama	2	0	0	2	0.1
Tottori	35	22	6	63	4.5
Shimane	16	0	1	17	1.2
Okayama	63	4	7	74	5.3
Hiroshima	403	73	86	562	40.1
Yamaguchi	219	47	32	298	21.3
Tokushima	13	9	0	22	1.6
Kagawa	4	2	3	9	0.6

Declassified E.O. 12065 Section 3-402/NNDG NO. 775009

Yamanashi	6	0	0	6	0.4
Nagano	44	1	1	46	3.3
Gifu	104	3	1	108	7.7
Shizuoka	72	3	2	77	5.5
Aichi	720	21	26	767	54.8
Mie	26	0	1	27	1.9
Shiga	42	2	2	46	3.3
Kyoto	191	16	20	227	16.2
Osaka	335	37	22	394	28.1
Hyogo	1,642	102	193	1,837	131.2
Nara	32	5	2	39	2.8
Wakayama	2	0	0	2	0.1
Tottori	35	22	6	63	4.5
Shimane	16	0	1	17	1.2
Okayama	63	4	7	74	5.3
Hiroshima	403	73	86	562	40.1
Yamaguchi	219	47	32	298	21.3
Tokushima	13	9	0	22	1.6
Kagawa	4	2	3	9	0.6
Ehime	44	4	5	53	3.3
Kochi	38	22	2	62	3.7
Fukuoka	593	186	166	947	67.6
Saga	28	0	3	31	2.2
Nagasaki	1,311	131	72	1,514	108.1
Kumamoto	399	52	58	509	36.4
Oita	216	22	32	270	19.3
Miyazaki	28	42	0	70	5.0
Kagoshima	4	0	0	4	0.3
Total		2,396	2,028		

SOURCE: Home Ministry

Declassified E.O. 12065 Section 3-402/NNDG NO. 775006

Declassified E.O. 12065 Section 3-402/NNDG NO. 775009

* Ck. with legend. If sig., ck. against other samples prefs.

Offenses Against Occupation Forces as Reported by the Japanese

Islands & Prefectures	Sept 1945 → Aug. 46 incl	Sept	Oct	14 month total	monthly average			
Hokkaido	1033	92	68	1193	85.2			
Honshu								
Aomori	299	2	0	301	21.5			
Iwate	47	0	0	47	3.4			
Miyagi	1675	42	20	1737	124.1			
Akita	73	4	0	77	5.5			
Yamagata	50	6	4	60	4.3			
Fukushima	81	7	5	93	6.6			
Ibaraki	38	8	0	46	3.3			
Tochigi	36	6	5	47	3.3			
Gumma	7	31	20	58	4.1			
Saitama	487 *	17	22	526	37.6			
Chiba	105	0	0	105	7.5			
Tokyo	10370	775	776	11921	851.5			
Kanagawa	11290	598	365	12253	875.2			
Niigata	78	0	0	78	5.6			
Toyama	7	0	0	7	0.5			
Ishikawa	3 *	0	0	3	0.2			
Fukui	9	0	0	9	0.6			
Yamanashi	6 *	0	0	6	0.4			
Nagano	44	1	1	46	3.3			
Gifu	104	3	1	108	7.7			
Shizuoka	72	3	2	77	5.5			
Aichi	720	21	26	767	54.8			
Mie	26	0	1	27	1.9			
Shiga	42	2	2	46	3.3			
Kyoto	191	16	20	227	16.2			
Osaka	335	37	22	394	28.1			
Hyogo	1542	102	193	1837	131.2			
Nara	32	5	2	39	2.8			
Wakayama	2	0	0	2	0.1			
Tottori	35	22	6	63	4.5			
Shimane	16	0	1	17	1.2			
Okayama	63	4	7	74	5.3			
Hiroshima	403	73	86	562	40.1			

Fukui	9	0	0	9	0.6		
Yamanashi	6 *	0	0	6	0.4		
Nagano	44	1	1	46	3.3		
Gifu	104	3	1	108	7.7		
Shizuoka	72	3	2	77	5.5		
Aichi	720	21	26	767	54.8		
Mie	26	0	1	27	1.9		
Shiga	42	2	2	46	3.3		
Kyoto	191	16	20	227	16.2		
Osaka	335	37	22	394	28.1		
Hyogo	1542	102	193	1837	131.2		
Nara	32	5	2	39	2.8		
Wakayama	2	0	0	2	0.1		
Tottori	35	22	6	63	4.5		
Shimane	16	0	1	17	1.2		
Okayama	63	4	7	74	5.3		
Hiroshima	403	73	86	562	40.1		
Yamaguchi	219	47	32	298	21.3		
Shikoku							
Tokushima	13	9	0	22	1.6		
Kagawa	4	2	3	9	0.6		
Ehime	44	4	5	53	3.8		
Kochi	28	22	2	52	3.7		
Kyushu							
Fukuoka	593	188	166	947	67.6		
Saga	28	0	3	31	2.2		
Nagasaki	1311	131	72	1514	108.1		
Kumamoto	399	52	58	509	36.4		
Oita	216	22	32	270	19.3		
Miyazaki	28	42	0	70	5.0		
Kagoshima	4	0	0	4	0.3		
		2396	2028				

SOURCE: Home Ministry

CIS #10: March

Declassified E.O. 12065 Section 3-402/NNDG NO. 775006

Declassified E.O. 12065 Section 3-402/NNDG NO. 775009

	Turnaround Report	PBD Form
April	3947 ✓	
May	3259 ✓	
June	2835 ✓	
July	2716 ✓	2411
Aug	2752 ✓	2282
Sept	2396 ✓	2223
Oct	2028 ✓	2146

1151
101
55
37
594
562
252

OFFENCES BY THE OCCUPATION FORCES AGAINST THE JAPANESE
MONTHLY AVERAGE BY PREFECTURE
SEPTEMBER 1945 THROUGH OCTOBER 1946

AS REPORTED BY THE JAPANESE

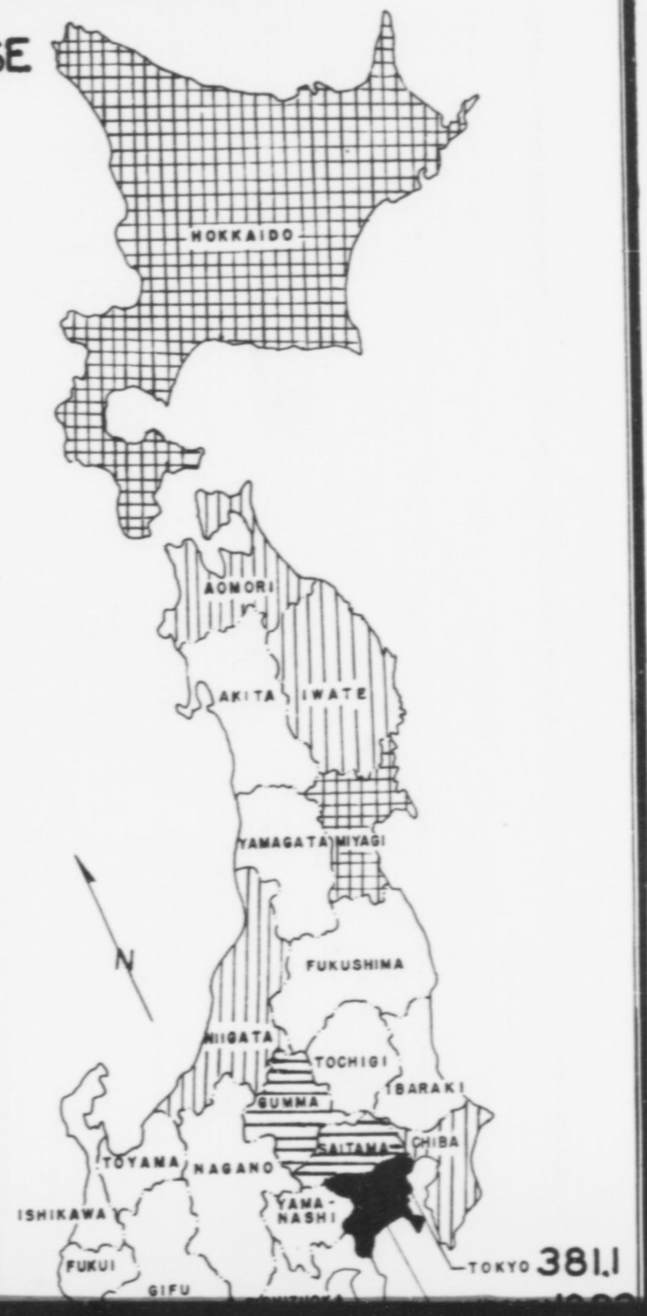

Declassified E.O. 12065 Section 3-402/NNDG NO. 775009

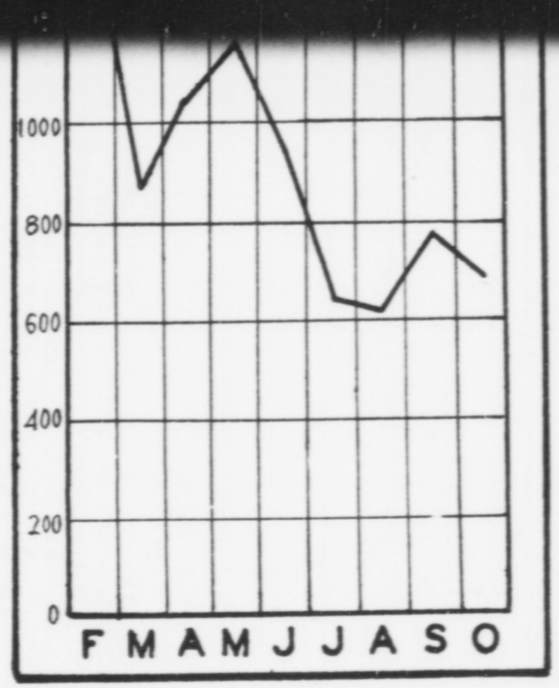

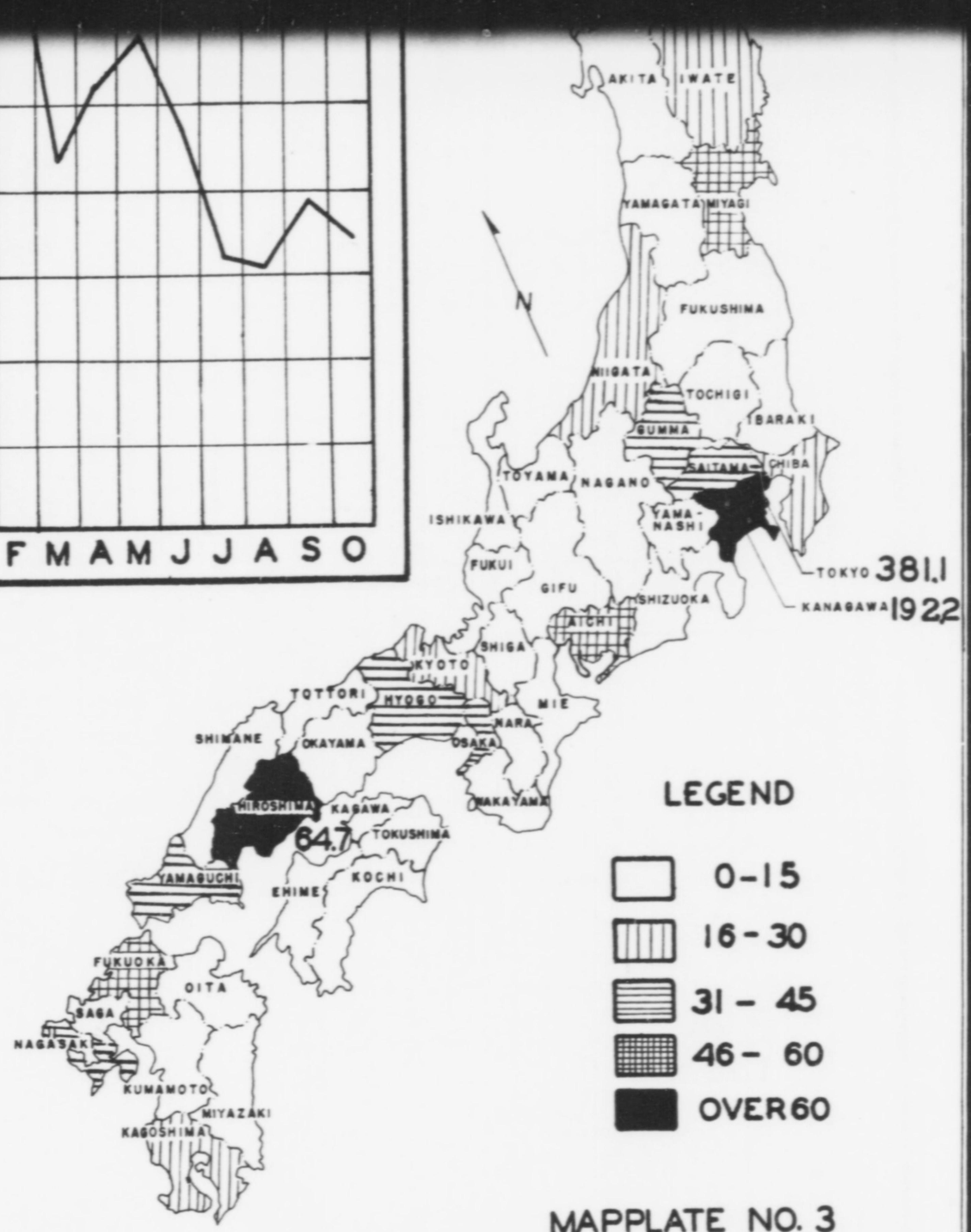

MAPPLATE NO. 3

SOURCE:
MINISTRY OF HOME AFFAIRS

PREPARED BY:
PUBLIC SAFETY DIVISION
GHQ · SCAP

NUMBER

RESTRICTED

Declassified E.O. 12065 Section 3-402/NNDG NO. 775009

OFFENSES AGAINST THE OCCUPATION FORCES
MONTHLY AVERAGE BY PREFECTURE

SEPTEMBER 1945 THROUGH OCTOBER 1946

LEGEND

- 0 – 30
- 31 – 60
- 61 – 90
- OVER 90

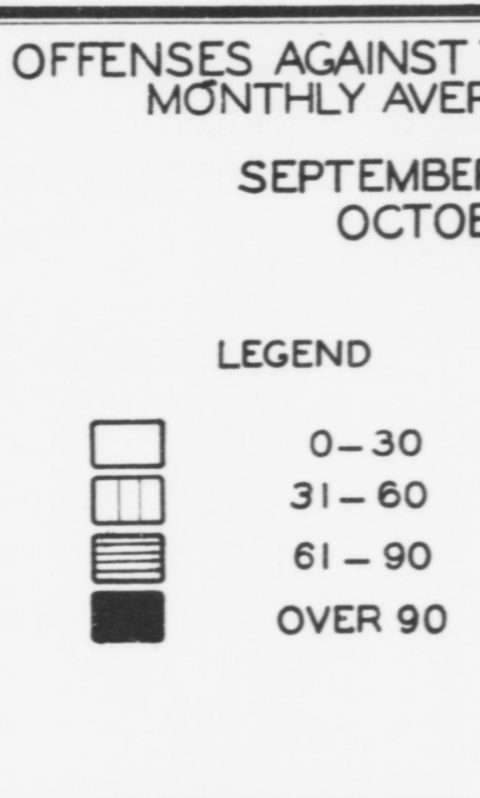

Declassified E.O. 12065 Section 3-402/NNDG NO. 775009

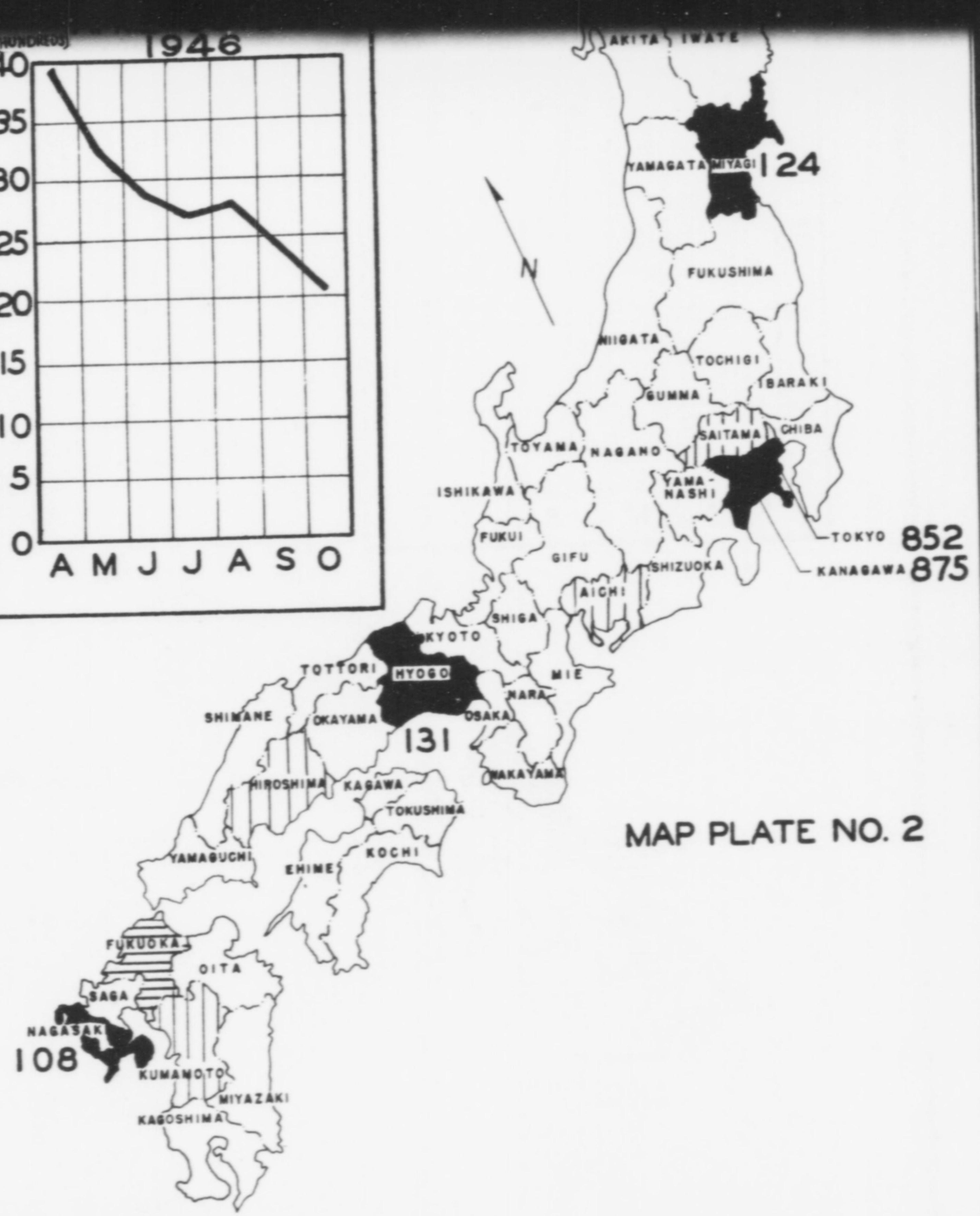

MAP PLATE NO. 2

SOURCE:
MINISTRY OF HOME AFFAIRS
GHQ · SCAP

PREPARED BY:
PUBLIC SAFETY DIVISION

NUMBER

Declassified E.O. 12065 Section 3-402/NNDG NO. 775009

OFFENSES AGAINST THE OCCUPATION FORCES BY PREFECTURE NOVEMBER 1946

LEGEND

- 0
- 1–15
- 16–30
- OVER 30

NATIONAL TOTAL: 1,733

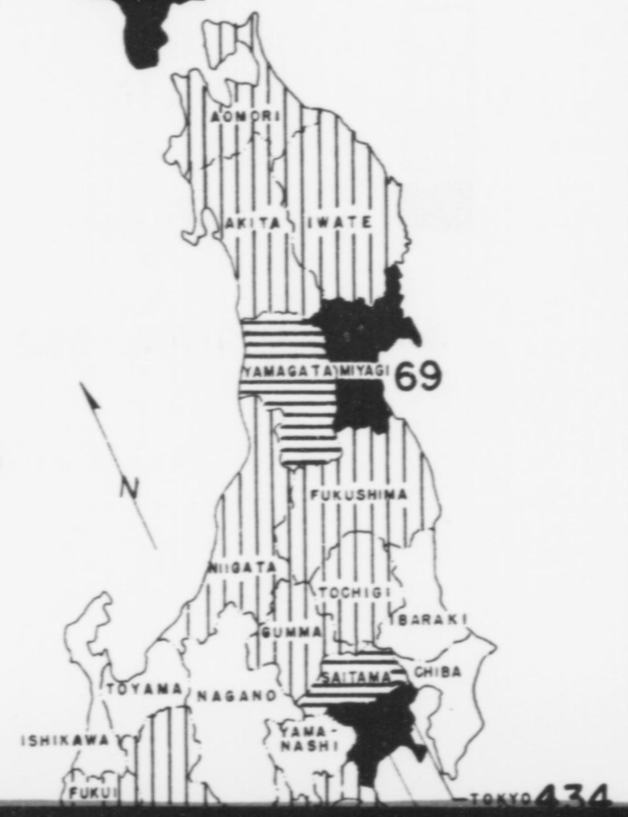

Declassified E.O. 12065 Section 3-402/NNDG NO. 775009

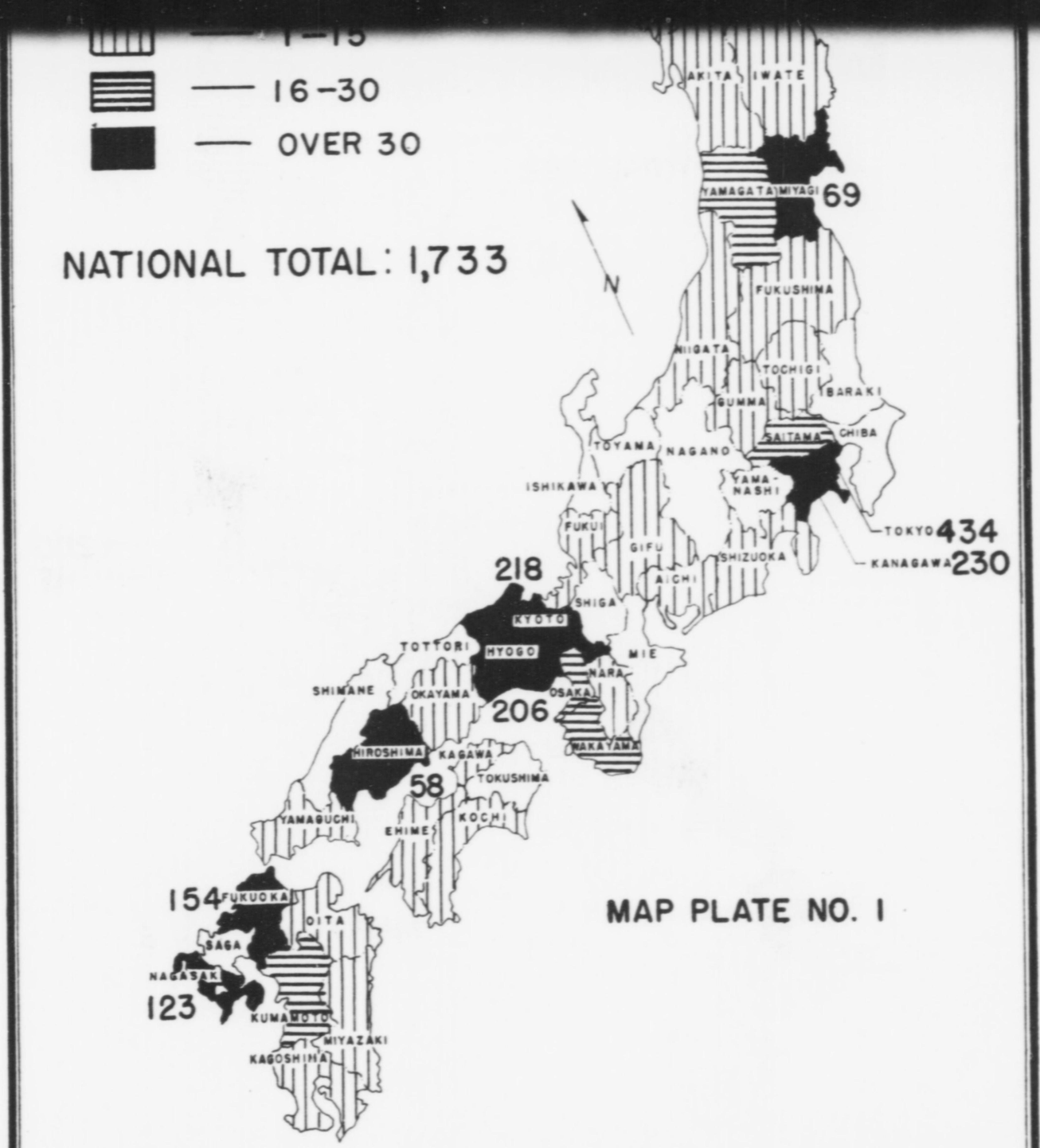

MAP PLATE NO. 1

SOURCE:
MINISTRY OF HOME AFFAIRS
GHQ · SCAP

PREPARED BY:
PUBLIC SAFETY DIVISION

NUMBER

Declassified E.O. 12065 Section 3-402/NNDG NO. 775009

OFFENSES BY THE OCCUPATION FORCES
BY PREFECTURE. NOVEMBER 1946

(AS REPORTED
BY THE JAPANESE)

LEGEND

0
1 – 15
16 – 30
OVER 30

NATIONAL TOTAL: 592

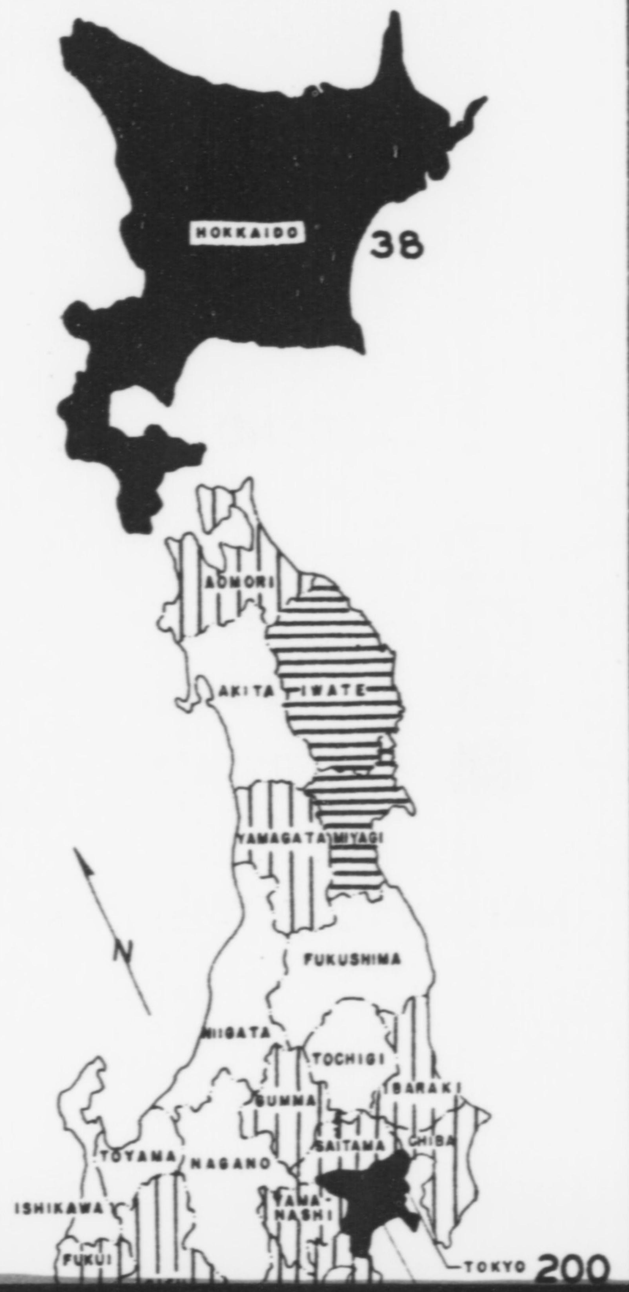

Declassified E.O. 12065 Section 3-402/NNDC NO. 775009

OVER 50

NATIONAL TOTAL: 592

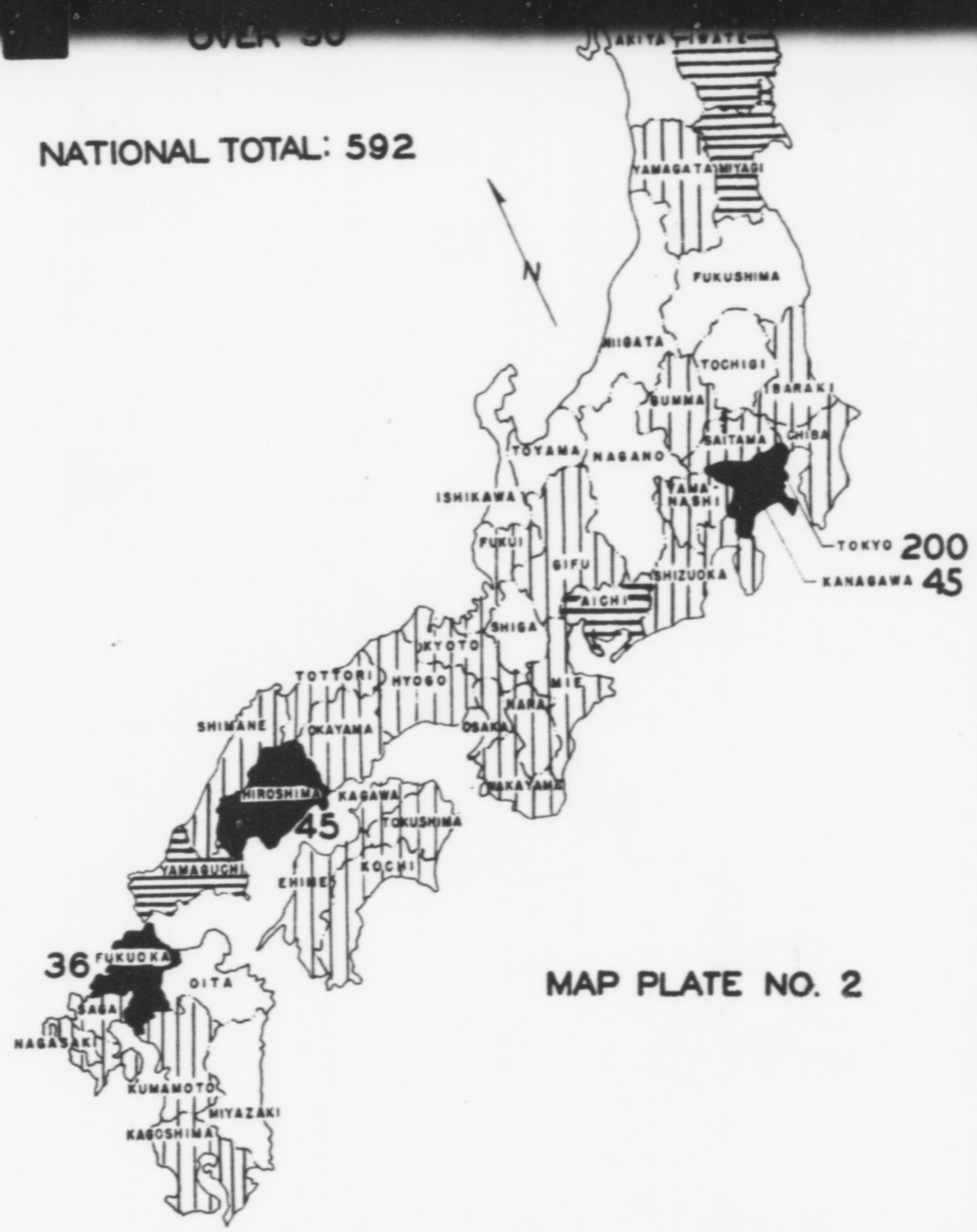

MAP PLATE NO. 2

SOURCE:
MINISTRY OF HOME AFFAIRS

PREPARED BY:
PUBLIC SAFETY DIVISION
GHQ · SCAP

NUMBER

Declassified E.O. 12065 Section 3-402/NNDG NO. 775009

Offenses Against the Occup. Forces
Nov 1946

Islands & Prefectures	Against Person	Against Property	Other	Total
Hokkaido	0	18	32	50
Honshu				
Aomori	0	3	1	4
Iwate	0	0	0	0
Miyagi	0	47	0	47
Akita	0	0	0	0
Yamagata	0	6	0	6
Fukushima	0	0	0	0
Ibaraki	0	2	0	2
Tochigi	0	6	0	6
Gumma	0	1	2	3
Saitama	0	30	6	36
Chiba	0	0	0	0
Tokyo	0	490	0	490
Kanagawa	1	240	0	241
Niigata	0	1	0	1
Toyama	0	0	0	0
Ishikawa	0	0	0	0
Fukui	0	0	0	0
Yamanashi	0	0	0	0
Nagano	0	0	0	0
Gifu	0	15	7	22
Shizuoka	0	0	2	2
Aichi	0	12	15	27
Mie	0	0	0	0
Shiga	0	3	0	3
Kyoto	0	16	0	16
Osaka	1	25	0	26
Hyogo	0	184	0	184
Nara	0	2	0	2
Wakayama	0	0	0	0
Tottori	0	0	1	1
Shimane	0	0	0	0
Okayama	0	4	0	4
Hiroshima	2	52	4	58
Yamaguchi	0	4	6	10

Declassified E.O. 12065 Section 3-402/NNDC No. 775009

Declassified E.O. 12065 Section 3-402/NNDG NO. 775009

Ishikawa	0	0	0	0	
Fukui	0	0	0	0	
Yamanashi	0	0	0	0	
Nagano	0	0	0	0	
Gifu	0	15	7	22	
Shizuoka	0	0	2	2	
Aichi	0	12	15	27	
Mie	0	0	0	0	
Shiga	(other) 0	3	0	3	
Kyoto	0	16	0	16	
Osaka	1	25	0	26	
* Hyogo	0	184	0	184	
Nara	0	2	0	2	
Wakayama	0	0	0	0	
Tottori	0	0	1	1	
Shimane	0	0	0	0	
Okayama	Shogai 0	4	0	4	
Hiroshima	2 to 5	52	4	58	
Yamaguchi	0	4	6	10	
Shikoku					
Tokushima	0	4	0	4	
Kagawa		4	0	4	
Ehime		2	0	2	
Kochi		4	0	4	
Kyushu					
Fukuoka		61	99	160	
Saga		0	0	0	
Nagasaki		78	5	83	
Kumamoto		29	33	62	
Oita		9	2	11	
Miyazaki		0	0	0	
Kagoshima		0	0	0	
	4	1352	215	1571	

SOURCE: 1330 Total

341 Others under property = 6, tobacco etc.

754 Lucerny

This is different breakdown from mail from PSD-PSI-2 & is here

S/M. Use other breakdown through Dec '46 for map plates in these offerse

Ch.