

TH  
6489  
M8  
1905

The Monument  
Pottery Company

TRENTON, NEW JERSEY, U. S. A.





Monument  
Pottery  
Company



PORCELAIN  
PLUMBING  
GOODS :::

---

CATALOGUE "B"

---

MONUMENT POTTERY COMPANY

TRENTON, N. J., U. S. A.

LIBRARY OF CONGRESS  
Two Copies received  
AUG 2 1905  
COPYRIGHT OFFICE  
*July 27, 1905*  
CLASS. & ACC. NO.  
122451  
COPY B.

---

Entered according to Act of Congress in the year  
1905 by The Monument Pottery Co., in the office  
of the Librarian of Congress at Washington, D. C.

---








Illustration shows our Pottery at Trenton, N. J.  
Here we manufacture the Solid Porcelain Goods shown in this Catalogue.

## TELEGRAPHIC CODE FOR CORRESPONDENCE.

### QUESTIONS.

**Vacaney.**—How soon can you furnish?  
**Vacated.**—At what price, and how soon can you furnish?  
**Vacation.**—Can you furnish from stock? If not, how long would it take?  
**Vacillate.**—How long will it take you to make —?  
**Vacuity.**—Have you in stock? If not all, how many?  
**Vagabond.**—How many — have you in stock?  
**Vagarious.**—Have you in stock —?  
**Vagary.**—How many — can we depend upon?  
**Vagation.**—How many Class "A" have you in stock?  
**Vagas.**—How many Class "B" have you in stock?  
**Vagient.**—How many Class "C" have you in stock?  
**Vagrant.**—How many Class "A" and how many Class "B" have you in stock?  
**Vagrancy.**—Can you furnish us promptly —?  
**Vainglory.**—Can you ship at once —?  
**Vainness.**—When will you ship our order?  
**Valance.**—When can you ship any part of our order?  
**Valedicted.**—When will you complete our order?  
**Valentine.**—We are waiting for the —; shall we ship balance without them?  
**Valiantly.**—Shall we enter order?  
**Validation.**—Can we substitute?  
**Validity.**—Have you sent prices as requested in our letter of the —? Answer.  
**Valky.**—How long will it take to furnish the following?  
**Vallate.**—When can you ship in "Columbian" ware?  
**Vallatory.**—How many "Columbian" ware have you in stock —?  
**Valorous.**—Do you manufacture —?

### ANSWERS.

**Wabble.**—We can furnish —.  
**Wabbling.**—We have in stock.  
**Wachfeuer.**—We have none in stock.  
**Wadded.**—We have all in stock and can ship at once.  
**Wadding.**—We have all in stock and will ship at once.  
**Wadhook.**—We have the largest part in stock.  
**Wadsett.**—We have no — in stock.  
**Waedchen.**—We have — in stock.  
**Waffner.**—We can ship part from stock and balance in —.  
**Wafers.**—It will take us about — to make.  
**Waftage.**—Will ship at once.  
**Wafting.**—Will ship in — days.  
**Wafture.**—We can ship immediately on receipt of order.  
**Wag.**—We cannot furnish these goods at the time named.  
**Wagegela.**—Will ship earlier if possible.  
**Wagerer.**—We have no order.  
**Wagering.**—We have already shipped your order of —.  
**Wallop.**—Referring to your letter of —.  
**Wagging.**—Too late to make alterations now.  
**Waggish.**—Have changed order referred to and will ship.  
**Waggoner.**—Will forward specifications by mail at once.  
**Wagtail.**—We have sent price by mail.  
**Wahabite.**—We can ship — Class "A" at once.

**Wailment.**—We can ship — Class "B" at once.  
**Wainage.**—We can ship — Class "C" at once.  
**Wainman.**—We have in stock — Class "A" and — Class "B."  
**Wainwright.**—We can ship in "Columbian" ware at once.  
**Wanpuna.**—You have not answered our letter of —.

### INSTRUCTIONS.

**Uberous.**—Ship by rail.  
**Ubication.**—Ship by boat.  
**Ubiquitous.**—Ship by express.  
**Udder.**—If you cannot ship at once —.  
**Ugliness.**—Ship what you have ready and let balance follow.  
**Ugly.**—If you cannot ship by the time named, advise us by telegraph.  
**Ulcer.**—Start tracer after —.  
**Ulcerate.**—Wanted badly; when will you ship? Answer by telegraph.  
**Ulceration.**—Please send shipping instructions.  
**Ulterior.**—Please answer our letter (or telegram) of —.  
**Ultimatum.**—Telegraph to-morrow early.  
**Ultimity.**—Ship the whole order in one lot.  
**Ultraist.**—Shipping instructions by mail.  
**Umbellate.**—Rush shipment of —.  
**Umbilical.**—Telegram received too late to stop shipment.  
**Umbonate.**—Ship at once, any portion of order.  
**Umbrage.**—Your order was shipped.  
**Umbrageous.**—We are holding order for the —.  
**Umbratic.**—Freight rate in carloads, per 100 pounds.  
**Unpirage.**—Freight rate in less than carloads, per 100 pounds.  
**Unaccorded.**—Free on board.  
**Unadored.**—Will hold offer open.  
**Unalist.**—Prices have advanced.  
**Unalloyed.**—See our letter of —.  
**Unanimity.**—Send immediately duplicate of order of —.  
**Unapt.**—Ship earliest date possible and wire what date it will be.  
**Unawares.**—Don't understand order —; give better particulars.  
**Unbaked.**—Forward specifications. We require them to get out material promptly.  
**Unbar.**—Must have sketch showing exact locations of —.  
**Unbecoming.**—Your letter received, but enclosure mentioned missing.  
**Unbeliever.**—On your order of —.  
**Unbending.**—F. O. B. Trenton.  
**Unbolted.**—Carload lots.  
**Unboned.**—Less than carload lots.  
**Unbound.**—Must have at once.  
**Undercut.**—Ship all Class "A" at once.  
**Underdrain.**—Ship what you have ready on order No. — in car —.  
**Undergo.**—Cannot wait for next car for goods on our order of —; ship them locally as soon as ready.  
**Undergrown.**—Ship locally what you have ready on our order No. —.

# PREFACE

---

## CATALOGUE "B."

---



WE take pleasure in presenting Catalogue "B," devoted exclusively to Porcelain Plumbing Goods, consisting of 122 pages, containing 60 pages more than catalogue previously issued.

The enlarged size denotes the addition of new lines of Improved Porcelain Plumbing Goods manufactured by us during the past two years. Having equipped our plant with the latest and most improved machinery and labor-saving devices, we are enabled to greatly reduce our prices on many of our baths and lavatories, making it possible to use solid porcelain ware in moderate priced as well as in the more expensive buildings.

Architects, the plumbing trade and its patrons are most cordially invited to call and inspect the goods on exhibition in our showroom, when seeking the latest and best to be secured in sanitary porcelain plumbing fixtures.

When ordering or specifying, be particular to give the catalogue name and plate numbers ; in so doing, errors and delays will be avoided.

All agreements are contingent upon strikes, accidents and other causes beyond our control. All claims for corrections, deductions and shortages must be made within ten days of receipt of goods.

Boxing and packing are charged at cost.

Prices subject to change without notice.

Respectfully yours,

THE MONUMENT POTTERY COMPANY.





B-400

MONUMENT PORCELAIN FRENCH PATTERN BATH ON LEGS

DIMENSIONS :

Width outside, 30 inches ; depth inside, 17 inches ; height on legs, 23½ inches.

LENGTH OUTSIDE	WEIGHT	Price, bath only	CLASS "A"	CLASS "B"
4' 6"	375 pounds.	.....	\$70 00 (Dabble)	\$55 00 (Dace)
4' 10"	460 "	.....	75 00 (Dagger)	60 00 (Daily)
5' 4"	525 "	.....	85 00 (Dale)	65 00 (Dawn)
Porcelain legs, per set of four		.....	4 00 (Dactyl)	
If with nickel-plated connected waste and overflow, nickel-plated Fuller double faucet and nickel-plated iron pipe size supply pipes to floor, as shown, add		.....		\$11 00 (Dapper)
If with No. 1 zinc white finish on the outside of bath, add		.....		15 00 (Dally)

NOTE.—Weights, as given above, are subject to slight variation.

FOR SHIPPING WEIGHTS (APPROXIMATE) AND PACKING CHARGES, SEE LAST PAGE.



**B-401**

MONUMENT PORCELAIN FRENCH BATH ON BASE  
GLAZED OVER RIM AND ON BASE.


DIMENSIONS :

Width outside, 30 inches; depth inside, 17 inches; height, 19 inches.

LENGTH OUTSIDE	WEIGHT	Price, bath only	CLASS "A"	CLASS "B"
4' 6''	425 pounds.	.....	\$80 00 (Deploy)	\$62 50 (Deplume)
4' 10''	510 "	.....	85 00 (Deponent)	67 50 (Deport)
5' 4''	575 "	.....	95 00 (Depose)	75 00 (Deposit)
If with nickel-plated compression combination supply and waste fittings with porcelain top on waste and porcelain handles on supply valves, add				25 00 (Depot)
If with No. 1 zinc white finish on the outside of bath, add				15 00 (Deprave)

NOTE.—Weights as given above are subject to slight variation.

FOR SHIPPING WEIGHTS (APPROXIMATE) AND PACKING CHARGES, SEE LAST PAGE.



B 402

MONUMENT PORCELAIN FRENCH PATTERN BATH ON LEGS  
GLAZED INSIDE AND OVER ROLL RIM.


DIMENSIONS :

Width outside, 32 inches ; depth inside, 19 inches ; height on legs, 25 1/2 inches.

SIZE OF BATH		CLASS "A"	CLASS "B"
4' 6"	Price, bath only . . . . .	\$105 00 (Dream)	\$73 50 (Dreary)
5' 0"	" " " . . . . .	115 00 (Dritt)	80 50 (Drone)
5' 6"	" " " . . . . .	125 00 (Dross)	87 50 (Drum)
6' 0"	" " " . . . . .	145 00 (Dual)	101 50 (Ducat)
6' 6"	" " " . . . . .	165 00 (Duchy)	115 50 (Duct)
Porcelain legs, per set of four . . . . .			4 00 (Duenna)
If with nickel-plated compression combination supply and waste fittings with porcelain top on waste and porcelain handles on supply valves, add . . . . .			25 00 (Dulcet)
If with No. 1 zinc white finish on the outside of bath, add . . . . .			15 00 (Dulcimet)

FOR SHIPPING WEIGHTS (APPROXIMATE) AND PACKING CHARGES, SEE LAST PAGE.





B-403


MONUMENT PORCELAIN FRENCH PATTERN BATH ON BASE  
GLAZED OVER ROLL RIM AND ON BASE.

DIMENSIONS :

Width outside, 32 inches; depth inside, 19 inches; height, 21 inches.

SIZE OF BATH	Price, bath only	CLASS "A"	CLASS "B"
4' 6"	.....	\$115 00 (Dogma)	\$80 50 (Doily)
5' 0"	.....	125 00 (Domino)	87 50 (Doric)
5' 6"	.....	140 00 (Doom)	98 00 (Doubt)
6' 0"	.....	160 00 (Dower)	112 00 (Dragon)
If with nickel-plated compression or Fuller combination supply and waste fittings with porcelain top on waste and porcelain handles on supply valves, add			25 00 (Diam)
If with No. 1 zinc white finish on the outside of bath, add			15 00 (Drape)

FOR SHIPPING WEIGHTS (APPROXIMATE) AND PACKING CHARGES, SEE LAST PAGE.



B-404

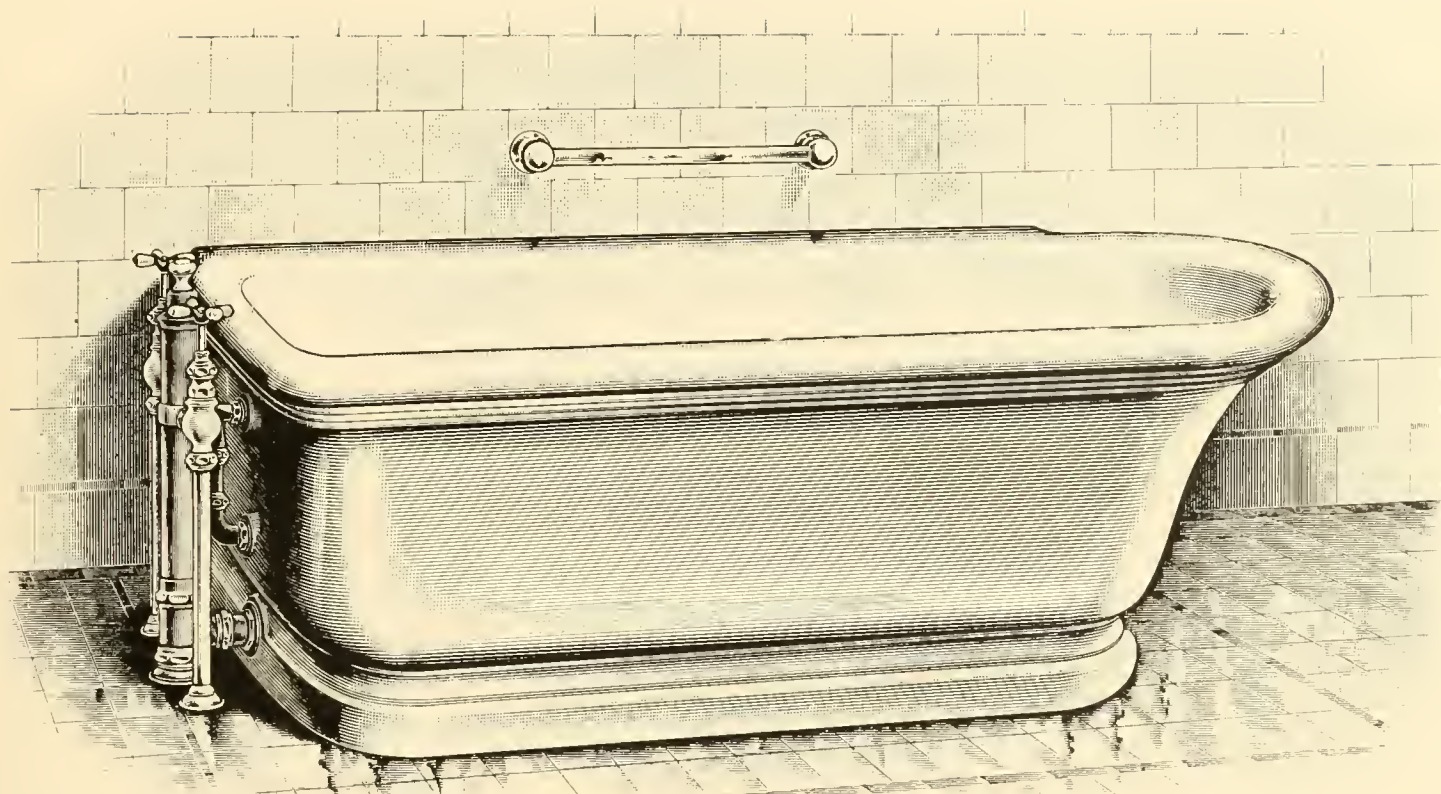
MONUMENT PORCELAIN FRENCH PATTERN CURVED DESIGN BATH ON BASE  
GLAZED OVER ROLL RIM AND ON BASE.

DIMENSIONS :

Width outside, 32 inches; depth inside, 19 inches; height, 21 inches.

SIZE OF BATH		CLASS "A"	CLASS "B"
5' 0''	Price, bath only . . . . .	\$150.00 (Dixnal)	\$105.00 (Divan)
5' 6''	" " " . . . . .	160.00 (Divet)	112.00 (Divide)
6' 0''	" " " . . . . .	180.00 (Docile)	126.00 (Dock)
If with nickel-plated compression or Fuller combination supply and waste fittings with porcelain top on waste and porcelain handles on supply valves, add . . . . .			25.00 (Docket)
If with No. 1 zinc white finish on the outside of bath, add . . . . .			15.00 (Dodge)

FOR SHIPPING WEIGHTS (APPROXIMATE) AND PACKING CHARGES, SEE LAST PAGE.



B-405

MONUMENT PORCELAIN FRENCH PATTERN CURVED DESIGN BATH ON BASE  
FOR TILED WALL

GLAZED OVER ROLL RIM AND ON BASE.

DIMENSIONS:

Width outside, 32 inches; depth inside, 19 inches; height, 21 inches.

SIZE OF BATH		CLASS "A"	CLASS "B"
5' 0"	Price, bath only . . . . .	\$150 00 (Distain)	\$105 00 (Distaff)
5' 6"	" " " . . . . .	160 00 (Distend)	112 00 (Distill)
	If with nickel-plated compression or Fuller combination supply and waste fittings with porcelain top on waste and porcelain handles on supply valves, add . . . . .		25 00 (Distich)
	If with No 1 zinc white finish on the outside of bath, add . . . . .		15 00 (Ditch)

NOTE —The above bath has a square edge on right hand wall side, so that it can be built into the wall. Can be finished to tile into wall on right or left hand side, as may be required.

FOR SHIPPING WEIGHTS (APPROXIMATE) AND PACKING CHARGES, SEE LAST PAGE.





B-406

MONUMENT PORCELAIN FRENCH PATTERN WHEELANS DESIGN BATH ON BASE  
GLAZED OVER ROLL RIM AND ON BASE.

DIMENSIONS:

Width outside at top, 32½ inches; depth inside, 19 inches; height, 21½ inches.

SIZE OF BATH		CLASS "A"	CLASS "B"
5' 0"	Price, bath only . . . . .	\$125 00	\$87 50
		(Disparity)	(Dispel)
5' 6"	" " " . . . . .	140 00	98 00
		(Disperse)	(Display)
	If with nickel-plated compression or Fuller combination supply and waste fittings with porcelain top on waste and porcelain handles on supply valves, add . . . . .		25 00
			(Disquiet)
	If with No. 1 zinc white finish on the outside of bath, add . . . . .		15 00
			(Dissect)

FOR SHIPPING WEIGHTS (APPROXIMATE) AND PACKING CHARGES, SEE LAST PAGE.



B-407

MONUMENT PORCELAIN ROMAN PATTERN BATH SPECIAL DESIGN ON BASE  
GLAZED OVER ROLL RIM AND ON BASE.


DIMENSIONS :

Length, 5 feet 8 inches; width outside, 34 inches; depth inside, 18 inches; height, 21 1/4 inches.

LENGTH OF BATH		CLASS "A"	CLASS "B"
5' 8''	Price, bath only . . . . .	\$150 00 (Dilatory)	\$105 00 (Dimity)
	If with nickel-plated compression or Fuller combination supply and waste fittings, with porcelain top on waste and porcelain handles on supply valves, add . . . . .		30 00 (Dimple)
	If with No. 1 zinc white finish on the outside of bath, add . . . . .		15 00 (Diocese)

FOR SHIPPING WEIGHTS (APPROXIMATE) AND PACKING CHARGES, SEE LAST PAGE.





B-408


MONUMENT PORCELAIN ROMAN PATTERN BATH ON LEGS  
GLAZED INSIDE AND OVER ROLL RIM.

DIMENSIONS:  
Width outside, 32 inches; depth inside, 19 inches; height on legs, 25 1/2 inches.

SIZE OF BATH	Price, bath only	CLASS "A"	CLASS "B"
4' 6"		\$105 00 (Dipper)	\$73 50 (Dire)
5' 0"		115 00 (Direct)	80 50 (Dirge)
5' 6"		125 00 (Disam)	87 50 (Discard)
6' 0"		145 00 (Discoid)	101 50 (Discous)
Porcelain legs, per set of four			4 00 (Discreet)
If with nickel-plated compression or Fuller combination supply and waste fittings with porcelain top on waste and porcelain handles on supply valves, add			25 00 (Discase)
If with No. 1 zinc white finish on the outside of bath and two gold bands, add			21 00 (Dismiss)

FOR SHIPPING WEIGHTS (APPROXIMATE) AND PACKING CHARGES, SEE LAST PAGE.





B-409

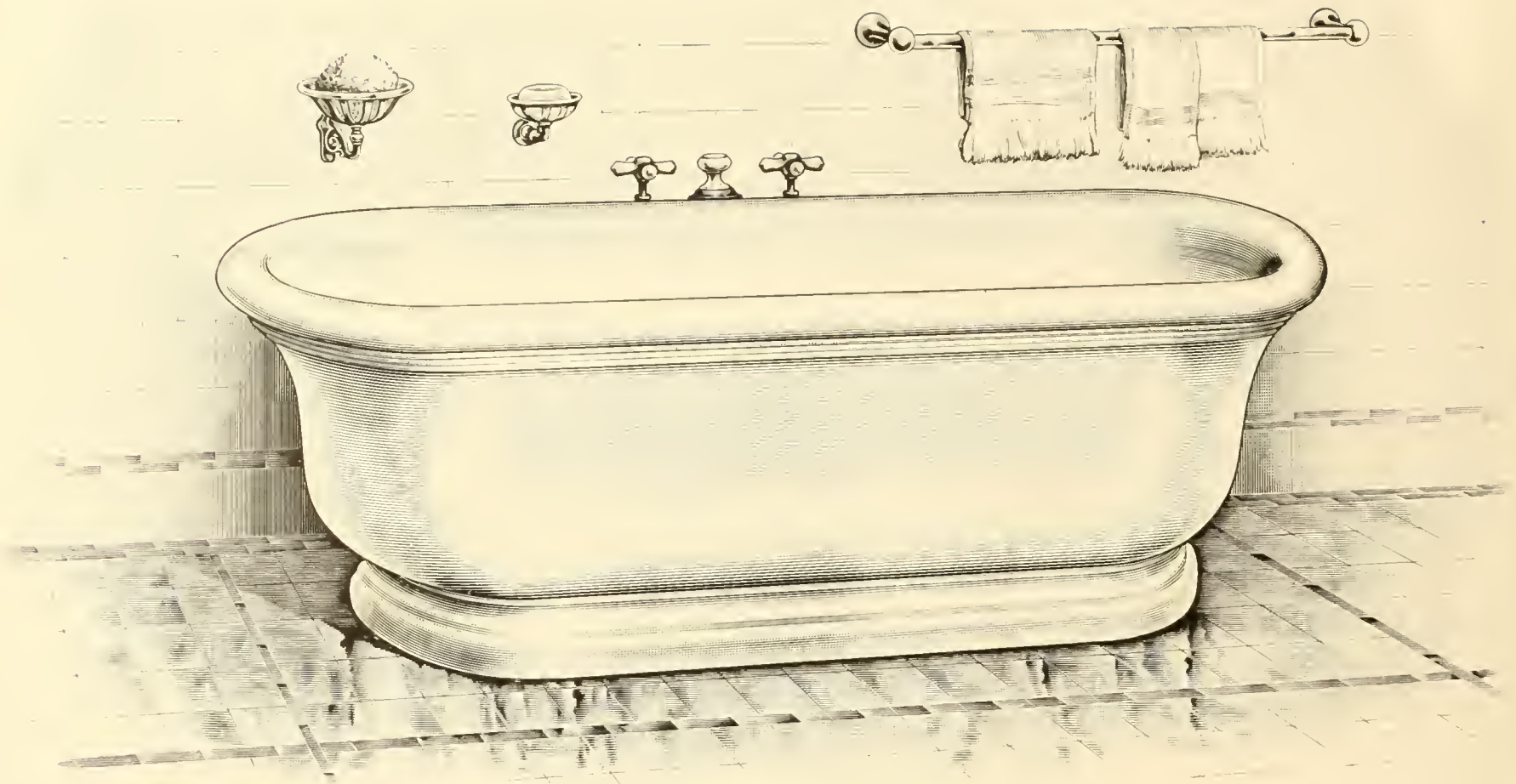
MONUMENT PORCELAIN ROMAN PATTERN BATH ON BASE  
GLAZED OVER ROLL RIM AND ON BASE.

DIMENSIONS :

Width outside, 32 inches; depth inside, 19 inches; height, 21 inches.

SIZE OF BATH	Price, bath only . . . . .	CLASS "A" (Dermal)	CLASS "B" (Dermier)
5' 0"	.....	\$125 00	\$87 50
5' 6"	.....	140 00 (Dervis)	98 00 (Descant)
6' 0"	.....	160 00 (Descend)	112 00 (Descension)
If with nickel-plated compression or Fuller combination supply and waste fittings with porcelain top on waste and porcelain handles on supply valves, add . . . . .			25 00 (Descry)
If with No. 1 zinc white finish on the outside of bath, add . . . . .			15 00 (Descerate)

FOR SHIPPING WEIGHTS (APPROXIMATE) AND PACKING CHARGES, SEE LAST PAGE.



B-410

MONUMENT PORCELAIN ROMAN PATTERN BATH ON BASE CURVED DESIGN  
GLAZED OVER ROLL RIM AND ON BASE.

DIMENSIONS :

Width outside, 32 inches ; depth inside, 19 inches ; height, 21 inches.

SIZE OF BATH		CLASS "A"	CLASS "B"
5' 0"	Price, bath only . . . . .	\$150 00 (Depth)	\$105 00 (Depulsion)
5' 6"	" " " . . . . .	160 00 (Depurate)	112 00 (Depute)
6' 0"	" " " . . . . .	180 00 (Deputy)	126 00 (Derange)
	If with nickel-plated compression or Fuller combination supply and waste fittings with porcelain top on waste and all porcelain handles on supply valves, add . . . . .		30 00 (Deride)
	If with No. 1 zinc white finish on the outside of bath, add . . . . .		15 00 (Derision)

FOR SHIPPING WEIGHTS (APPROXIMATE) AND PACKING CHARGES, SEE LAST PAGE.





**B-411**

**MONUMENT PORCELAIN FRENCH SHAPE BATH FOR LEFT-HAND CORNER**  
GLAZED OVER ROLL RIM AND ON BASE.


DIMENSIONS :  
Width outside, 32 inches ; depth inside, 19 inches ; height, 21 inches.

SIZE OF BATH		CLASS "A"	CLASS "B"
5' 0''	Price of bath only . . . . .	\$120 00 (Diagonal)	\$80 00 (Dial)
5' 6''	" " " " . . . . .	130 00 (Dialect)	90 00 (Diamond)
6' 0''	" " " " . . . . .	155 00 (Diary)	115 00 (Diatonic)
If with nickel-plated compression or Fuller combination supply and waste fittings with porcelain top on waste and all porcelain handles on supply valves, add . . . . .			30 00 (Dice)
If with No. 1 zinc white finish on the outside of bath, add . . . . .			15 00 (Ditum)

B-411 shows bath for left-hand corner, but can also be furnished for right-hand corner.

FOR SHIPPING WEIGHTS (APPROXIMATE) AND PACKING CHARGES, SEE LAST PAGE.





**B-412**

**MONUMENT PORCELAIN FRENCH SHAPE BATH FOR RECESS**  
GLAZED OVER RIM AND ON BASE

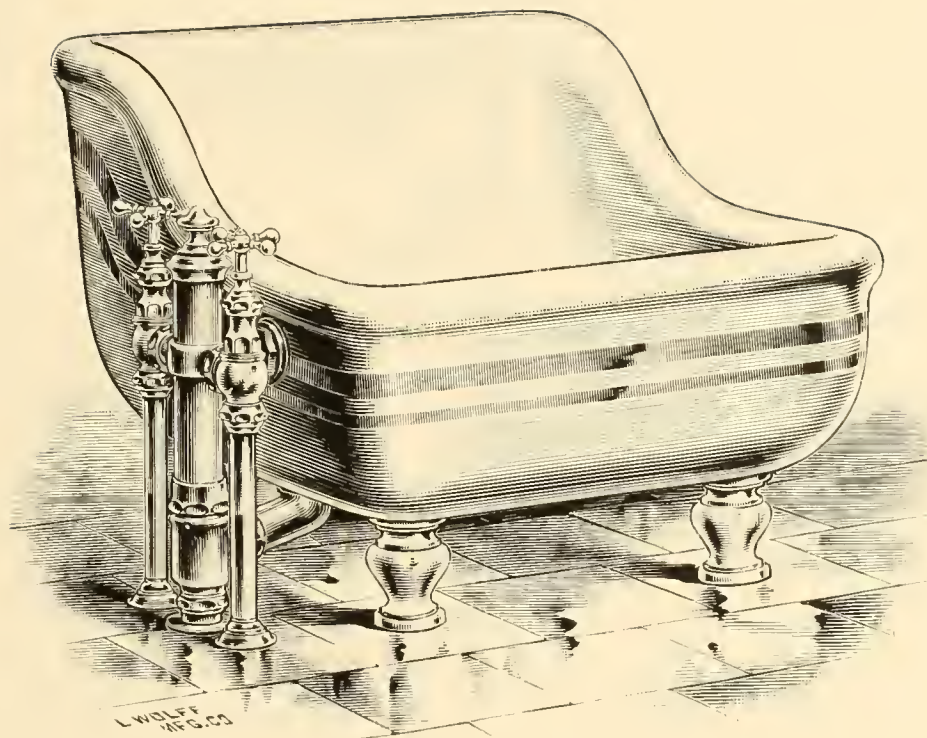
DIMENSIONS :

Width outside, 32 inches ; depth inside, 19 inches ; height, 21 inches.

SIZE OF BATH		CLASS "A"	CLASS "B"
5' 0''	Price, bath only . . . . .	\$120 00 (Deduct)	\$80 00 (Deduct)
5' 6''	" " " . . . . .	130 00 (Deface)	90 00 (Defeat)
6' 0''	" " " . . . . .	155 00 (Defeat)	115 00 (Defile)
If with nickel-plated compression combination supply and waste fittings with porcelain top on waste and all porcelain handles on supply valves, as shown, add . . . . .			40 00 (Default)
If with No. 1 zinc white finish on the outside of bath, add . . . . .			12 00 (Defense)

NOTE.—Plate 412-B can be furnished for recesses of any size. Prices upon application.

FOR SHIPPING WEIGHTS (APPROXIMATE) AND PACKING CHARGES, SEE LAST PAGE.



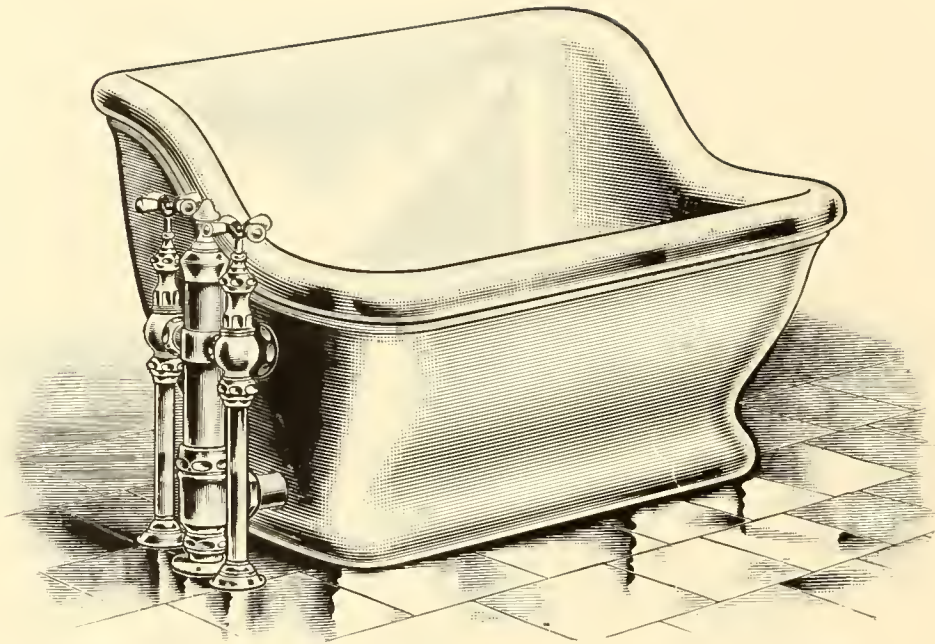
B 413

MONUMENT PORCELAIN ROLL RIM SEAT BATH ON LEGS  
GLAZED INSIDE AND OVER ROLL RIM

NOTE.—Fixtures can be furnished for right or left hand as desired, but will be furnished as shown, unless otherwise ordered.

	CLASS "A" \$40 00 (Didactic)	CLASS "B" \$28 00 (Diffuse)
Price, bath only . . . . .		
Porcelain legs, per set of four . . . . .		4 00 (Digit)
If with nickel-plated compression or Fuller combination supply and waste fittings, with porcelain handles on supply valves, add . . . . .		23 00 (Dike)
If with No. 1 zinc white finish on the outside of bath, add . . . . .		12 00 (Dilemma)
If with two gold bands, add . . . . .		3 00 (Dilate)

FOR SHIPPING WEIGHTS (APPROXIMATE) AND PACKING CHARGES, SEE LAST PAGE.



B-414

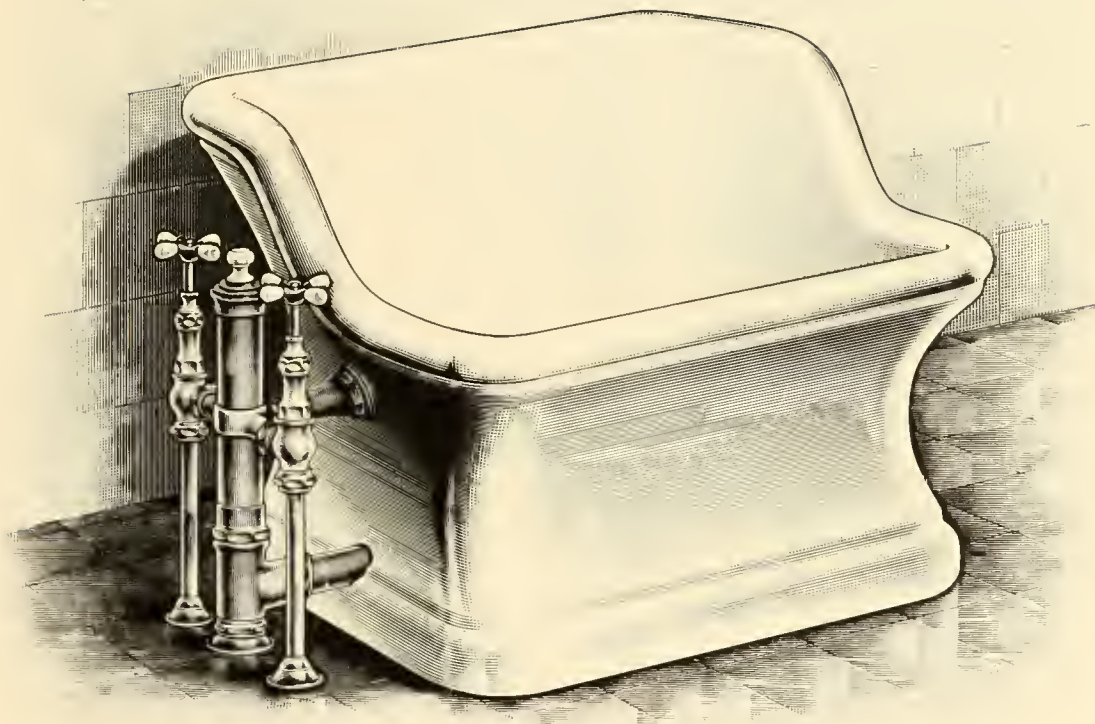
MONUMENT PORCELAIN ROLL RIM SEAT BATH ON BASE  
GLAZED OVER ROLL RIM AND ON BASE.

NOTE.—Fixtures can be furnished for right or left hand as desired, but will be furnished as shown unless otherwise ordered.

	CLASS "A"	CLASS "B"
Price, bath only . . . . .	\$50 00 (Depravity)	\$35 00 (Deprecate)
If with nickel-plated compression or Fuller combination waste and supply fittings with porcelain top on waste and porcelain handles on supply valves, add . . . . .		23 00 (Depress)
If with No. 1 zinc white finish on the outside of bath, add . . . . .		12 00 (Deptive)

FOR SHIPPING WEIGHTS (APPROXIMATE) AND PACKING CHARGES, SEE LAST PAGE.





B-415

MONUMENT PORCELAIN ROLL RIM SEAT BATH ON BASE SPECIAL DESIGN

GLAZED OVER ROLL RIM AND ON BASE

	CLASS "A"	CLASS "B"
Price, bath only . . . . .	\$50 00 (Denary)	\$35 00 (Denizen)
If with nickel-plated compression or Fuller combination supply and waste fittings with porcelain top on waste and porcelain handles on supply valves, add . . . . .		23 00 (Denote)
If with No. 1 zinc white finish on the outside of bath, add . . . . .		12 00 (Denounce)

NOTE.—Fixtures can be furnished for right or left hand as desired, but will be furnished as shown unless otherwise ordered.

FOR SHIPPING WEIGHTS (APPROXIMATE) AND PACKING CHARGES, SEE LAST PAGE.



B-416


MONUMENT PORCELAIN FOOT BATH ON LEGS  
GLAZED OVER ROLL RIM

DIMENSIONS :

Length outside, 26 inches ; width outside, 21 1/2 inches; height outside, 17 inches.

	CLASS "A"	CLASS "B"
Price, bath only . . . . .	\$25 00 (Detail)	\$17 50 (Detail)
Porcelain legs, per set of four . . . . .		4 00 (Detail)
If with nickel-plated compression or Fuller combination supply and waste fittings with porcelain top on waste and porcelain handles on supply valves, add . . . . .		23 00 (Detail)
If with No. 1 zinc white finish on the outside of bath, add . . . . .		10 00 (Detail)

FOR SHIPPING WEIGHTS (APPROXIMATE) AND PACKING CHARGES, SEE LAST PAGE.



B-417

MONUMENT PORCELAIN ROUND SHOWER BATH RECEPTOR

	CLASS "A"	CLASS "B"
Price, 36" round receptor . . . . .	\$55 00 (Deviat)	\$38 50 (Device)
" 42" " " . . . . .	80 00 (Devoir)	56 00 (Dexter)
If with nickel-plated special brass waste strainer, add . . . . .		8 00 (Diadem)

FOR SHIPPING WEIGHTS (APPROXIMATE) AND PACKING CHARGES, SEE LAST PAGE.






B-418

MONUMENT PORCELAIN SQUARE SHOWER BATH RECEPTOR

	CLASS "A" (Detroit)	CLASS "B" (Detroit)
Price, 36" square receptor . . . . .	\$55 00	\$38 50
" 42" " " . . . . .	80 00	56 00
If with nickel-plated special brass waste strainer, add . . . . .		8 00

FOR SHIPPING WEIGHTS (APPROXIMATE) AND PACKING CHARGES, SEE LAST PAGE.



B-419

MONUMENT PORCELAIN SHOWER BATH RECEPTOR FOR CORNER

Price, 42" corner receptor . . . . .	CLASS "A" \$100.00 (Despotic)	CLASS "B" \$70.00 (Destine)
If with nickel-plated special brass waste strainer, add . . . . .		8.00 (Desuetude)

FOR SHIPPING WEIGHTS (APPROXIMATE) AND PACKING CHARGES, SEE LAST PAGE.



B-425

MONUMENT PORCELAIN

"THE WISDOM."

(Design Patented)


DIMENSIONS :

30 inches by 24 inches and 33 inches by 24 inches.

Lavatory and pedestal, 30'' x 24'' . . . . .	CLASS "A" \$51 00 (Desperate)	CLASS "B" \$35 70 (Desperation)
"    "    "    33'' x 24'' . . . . .	57 00 (Despot)	39 90 (Despond)
NOTE.—Above prices are for the porcelain only.		
If with nickel-plated Fuller combination supply and waste fitting as shown, add . . . . .		25 00 (Despot)
If ordering without supply and waste fittings, measurements for drilling should be given.		

FOR SHIPPING WEIGHTS (APPROXIMATE) AND PACKING CHARGES, SEE LAST PAGE.






B-426

MONUMENT PORCELAIN  
"THE MAJESTIC."

Made in two sizes: 33 inches by 24 inches and 37 inches by 27 inches.

	CLASS "A"	CLASS "B"
Lavatory and pedestal, 33" x 24" . . . . .	\$44 00 (Desist)	\$30 80 (Desolate)
" " " 37" x 27" . . . . .	53 00 (Despair)	37 10 (Despatch)
NOTE.—Above prices are for the porcelain only.		
If with nickel-plated compression supply and waste fittings with porcelain top on waste and porcelain handles on supply valves, add . . . . .		28 00 (Desperado)
If ordering without supply and waste fittings, measurements for drilling should be given.		

FOR SHIPPING WEIGHTS (APPROXIMATE) AND PACKING CHARGES, SEE LAST PAGE.



B-427

MONUMENT PORCELAIN

"THE HAMPTON"

Made in two sizes: 33 inches by 24 inches and 37 inches by 27 inches.

Lavatory and pedestal, 33" x 24" . . . . .	CLASS "A" \$44 00 (Desert)	CLASS "B" \$30 80 (Desert)
" " " 37" x 27" . . . . .	53 00 (Desert)	37 10 (Desert)

NOTE.—Above prices are for the porcelain only.


If with nickel-plated compression supply and waste fittings with porcelain top on waste and porcelain handles on supply valves, add . . . . .

28 00  
(Designer)

If ordering without supply and waste fittings, measurements for drilling should be given.

FOR SHIPPING WEIGHTS (APPROXIMATE) AND PACKING CHARGES, SEE LAST PAGE.





B-428

MONUMENT PORCELAIN  
"THE GRANADA."

Made in two sizes : 33 inches by 24 inches and 37 inches by 27 inches.

Lavatory and pedestal, 33" x 24" . . . . .	CLASS "A" \$44 00 (Dusk)	CLASS "B" \$30 80 (Dynasty)
" " " 37" x 27" . . . . .	53 00 (Duplex)	37 10 (Dwindle)

NOTE.—Above prices are for the porcelain only.

If with nickel plated Fuller combination supply and waste fittings with porcelain top on waste and porcelain handles on supply valves, add . . . . .

30 00  
(Dutious)

If ordering without supply and waste fittings, measurements for drilling should be given.

FOR SHIPPING WEIGHTS (APPROXIMATE) AND PACKING CHARGES, SEE LAST PAGE.





B 429

MONUMENT PORCELAIN  
"THE ARLINGTON."

Made in one size only: 33 inches by 24 inches.

Lavatory and pedestal . . . . .	CLASS "A" \$53.00 (Earliest)	CLASS "B" \$37.10 (Element)
NOTE.—Above prices are for porcelain only.		
If with nickel-plated Fuller combination supply and waste fittings, as shown, add . . . . .		25.00 (Ebullition)
If ordering without supply and waste fittings, measurements for drilling should be given.		

FOR SHIPPING WEIGHTS (APPROXIMATE) AND PACKING CHARGES, SEE LAST PAGE.



**B 430**

MONUMENT PORCELAIN

“THE ELBERON.”

DIMENSIONS :  
27 inches by 22 inches on pedestal.

Price, lavatory and pedestal . . . . .	CLASS "A" \$40 00 (Eaglet)	CLASS "B" \$28 00 (Earl)
If with nickel-plated all over ideal waste with porcelain top, add . . . . .		6 00 (Eddy)
If with nickel-plated low down compression basin cocks, add per pair . . . . .		5 00 (Edacity)

FOR SHIPPING WEIGHTS (APPROXIMATE) AND PACKING CHARGES, SEE LAST PAGE.



B-431

MONUMENT PORCELAIN

"THE CARLTON."

DIMENSIONS :

Length, 29 inches ; width, 23 inches ; height of back, 5 inches ; width of shelf, 2½ inches.

Price, lavatory with pedestal and nickel-plated brass adjustable wall supports . . . . .	CLASS "A" \$40 00 (Excipate)	CLASS "B" \$28 00 (Excerate)
If with nickel-plated Fuller combination waste and supply fittings, with porcelain top on waste and porcelain handles on supply valves, add . . . . .		25 00 (Excgesis)

FOR SHIPPING WEIGHTS (APPROXIMATE) AND PACKING CHARGES, SEE LAST PAGE.





B-432

MONUMENT PORCELAIN


"THE REGENT."

Made in one size only : 33 inches by 24 inches.

Price, lavatory only . . . . .	CLASS "A" \$36 00 (Ebriety)	CLASS "B" \$25 20 (Eager) 20 00 (Elliptic)
If with nickel-plated brass legs, as shown, add . . . . .		
If with nickel-plated Fuller combination supply and waste fittings, with porcelain top on waste and porcelain handles on supply valves, add . . . . .		25 00 (Ecclesiastic)
If with nickel-plated 1/2 S offset trap, add . . . . .		1 00 (Erect)

If ordering without combination supply and waste fittings, measurements for drilling should be given.

FOR SHIPPING WEIGHTS (APPROXIMATE) AND PACKING CHARGES, SEE LAST PAGE.



B-433

MONUMENT PORCELAIN

"THE LEXINGTON."

Made in two sizes : 33 inches by 24 inches and 37 inches by 27 inches.

Price, 33" x 24", lavatory only . . . . .	CLASS "A" \$30 00 (Epoch)	CLASS "B" \$21 00 (Epoche)
" 37" x 27" " " . . . . .	36 00 (Equal)	25 20 (Equator)
If with nickel-plated Fuller combination supply and waste fittings, with porcelain top on waste and porcelain handles on supply valves, add . . . . .		30 00 (Equerry)
If with nickel plated brass legs and straps to wall as shown, add . . . . .		15 00 (Equinox)
If with nickel-plated brass offset 1/2 S Strap, as shown, add . . . . .		4 00 (Equine)

FOR SHIPPING WEIGHTS (APPROXIMATE) AND PACKING CHARGES, SEE LAST PAGE.



B-434


MONUMENT PORCELAIN  
"THE RENNERT"

Made in two sizes: 30" x 24" and 33" x 24".

	CLASS "A"	CLASS "B"
Price, lavatory only, 30" x 24" . . . . .	\$28 00 (Equip)	\$20 00 (Equity)
" " " 33" x 24" . . . . .	32 00 (Ere)	22 50 (Eradicate)
If with porcelain legs and nickel-plated extension brackets at wall, add per pair . . . . .	12 00 (Erase)	8 40 (Erasion)
If with nickel-plated Fuller combination supply and waste fitting with porcelain top on waste and porcelain handles on supply valves, add . . . . .		25 00 (Erebus)
If with nickel-plated adjustable one-half S-trap to wall, as shown, add . . . . .		4 00 (Erect)

FOR SHIPPING WEIGHTS (APPROXIMATE) AND PACKING CHARGES, SEE LAST PAGE.





B-435

MONUMENT PORCELAIN

"THE PENNINGTON"


DIMENSIONS :

Length, 31 inches ; width, 24 inches ; height of back, 7 inches.

	CLASS "A"	CLASS "B"
Price, lavatory only . . . . .	\$40 00 (Ergot)	\$28 00 (Erode)
If with porcelain legs and straps to wall, add per pair . . . . .	12 00 (Ertic)	8 40 (Ert)
If with No. 10 nickel plated Fuller basin cocks, add per pair . . . . .		7 00 (Ertant)
If with nickel plated all over ideal basin waste with porcelain top, add . . . . .		6 00 (Ertatic)
If with nickel-plated cast brass standard trap with waste to floor and vent to wall, add . . . . .		7 50 (Ertot)

NOTE. — "The Pennington" can be furnished with nickel-plated Fuller or compression combination supply and waste fittings, if desired.

FOR SHIPPING WEIGHTS (APPROXIMATE) AND PACKING CHARGES, SEE LAST PAGE.



B-436

MONUMENT PORCELAIN  
"THE DEARBORN."


Made in two sizes: 30 inches by 24 inches and 33 inches by 24 inches. Height of back, 15 inches.

	CLASS "A"	CLASS "B"
Price, lavatory only, 30" x 24" . . . . .	\$30 00 (Erst)	\$21 00 (Erudite)
"    "    "    33" x 24" . . . . .	36 00 (Escalade)	25 20 (Escapel)
Wall backs for above . . . . .	8 00 (Escarp)	5 60 (Escheat)
if with porcelain legs and straps to wall, add per pair . . . . .	12 00 (Eschew)	8 40 (Escort)
If with nickel-plated No. 14 Fuller basin cocks, add per pair . . . . .		6 00 (Esculent)
If with nickel-plated all over ideal basin waste with porcelain top, add . . . . .		6 00 (Espalier)
If with nickel-plated standard trap with waste to floor and vent to wall, with nickel-plated supply pipes, add . . . . .		16 50 (Espial)

NOTE.—"The Dearborn" can also be furnished with Fuller or compression combination supply and waste fixtures, or with large patent overflow, if desired.

FOR SHIPPING WEIGHTS (APPROXIMATE) AND PACKING CHARGES, SEE LAST PAGE.





B-437

MONUMENT PORCELAIN  
"THE DREXEL."

Made in two sizes: 30 inches by 24 inches and 33 inches by 24 inches.

	CLASS "A"	CLASS "B"
Price, lavatory only, 30" x 24" . . . . .	\$30 00 (Essence)	\$21 00 (Estate)
" " " 33" x 24" . . . . .	36 00 (Esteem)	25 20 (Estop)
If with porcelain legs and nickel-plated brass adjustable extension brackets at wall, add per pair . . . . .	12 00 (Estray)	8 40 (Ech)
If with nickel-plated No. 14 Fuller faucets with porcelain handles, add per pair . . . . .		6 00 (Ether)
If with nickel-plated all over ideal basin waste with porcelain top, add . . . . .		6 00 (Ethics)
If with nickel-plated standard trap with waste to floor and vent to wall with nickel-plated supply pipes, add . . . . .		16 50 (Etymon)

NOTE: "The Drexel" can also be furnished with Fuller or compression combination supply and waste fixtures, or with large patent overflow, if desired.

FOR SHIPPING WEIGHTS (APPROXIMATE) AND PACKING CHARGES, SEE LAST PAGE.





B-438


MONUMENT PORCELAIN

"THE BELLEVUE."

All roll rim lavatory made in two sizes : 3 feet 6 inches by 2 feet and 4 feet by 2 feet.

	CLASS "A"	CLASS "B"
Price, lavatory only, 3' 6" x 2' . . . . .	\$50 00 (Eunuch)	\$35 00 (Euphony)
" " " 4' x 2' . . . . .	60 00 (Evade)	42 00 (Evasion)
If with porcelain legs and nickel-plated adjustable wall supports, add . . . . .	12 00 (Even)	8 40 (Evening)
If with nickel-plated combination supply and waste fittings with porcelain top on waste and porcelain handles on valves, add . . . . .		25 00 (Even)
If with nickel-plated adjustable brass trap to wall, as shown, add . . . . .		4 00 (Evict)

FOR SHIPPING WEIGHTS (APPROXIMATE) AND PACKING CHARGES, SEE LAST PAGE.



B-439

MONUMENT PORCELAIN

“THE ASTORIA.”

DIMENSIONS:  
5 feet 2 inches by 2 feet.

	CLASS "A"	CLASS "B"
Price, lavatory only . . . . .	\$90 00 (Evil)	\$63 00 (Evinee)
If with porcelain legs (3) and nickel-plated brass adjustable wall supports, add . . . . .	18 00 (Evitable)	12 60 (Evoke)
If with nickel-plated Fuller combination supply and waste fittings with porcelain top on waste and porcelain handles on supply valves, add for each basin . . . . .		25 00 (Evoive)
If with 1½" nickel-plated ½ S offset trap, as shown, add for each basin . . . . .		4 00 (Ewer)
If ordering without supply and waste fittings, measurements for drilling should be given.		

FOR SHIPPING WEIGHTS (APPROXIMATE) AND PACKING CHARGES, SEE LAST PAGE.



B-440

MONUMENT PORCELAIN

“THE LUCERNE”

All roll rim lavatory with large patent overflow.

DIMENSIONS :

25 inches by 22 inches.

	CLASS "A"	CLASS "B"
Price, lavatory with one porcelain leg and nickel-plated brass adjustable supports at wall . . . . .	\$27 50 (Exact)	\$19 25 (Exact)
If with special nickel-plated brass overflow strainer and heavy cast brass waste plug with lock-nut, coupling and long tail-piece, add . . . . .		2 50 (Excess)

For prices of faucets, see pages 118 and 119.

FOR SHIPPING WEIGHTS (APPROXIMATE) AND PACKING CHARGES, SEE LAST PAGE.





B-441

MONUMENT PORCELAIN

“THE DELAWARE”

All roll rim lavatory, with large patent overflow.

DIMENSIONS:  
25 inches by 22 inches.

Price, lavatory only . . . . .	CLASS "A" \$18 00 (Geld)	CLASS "B" \$12 60 (Gelding)
If with porcelain leg with white enamel painted adjustable supports at wall, add . . . . .	9 50 (Gem)	6 65 (Gemini)
If with nickel-plated overflow strainer and nickel-plated pop-up waste with china disc on handle marked "Waste," add,		6 50 (Gender)
If with low-down compression basin cocks with china discs marked "Hot" and "Cold," add per pair . . . . .		5 00 (General)

FOR SHIPPING WEIGHTS (APPROXIMATE) AND PACKING CHARGES, SEE LAST PAGE.



**B 442**

**MONUMENT PORCELAIN  
"THE BELVIDERE"**

**DIMENSIONS :**


25 inches by 22 inches ; 27 inches by 22 inches and 30 inches by 22 inches.

	CLASS "A"	CLASS "B"	CLASS "C"
25'' x 22'', Price, lavatory only . . . . .	\$18 00	\$12 60	\$9 00
	(Fauna)	(Favor)	(Favorite)
27'' x 22'', " " " . . . . .	21 50	15 00	10 75
	(Fawn)	(Fay)	(Fealty)
30'' x 22'', " " " . . . . .	23 00	16 00	11 50
	(Feat)	(Fearful)	(Feast)
Wall backs, 25'' x 15'' . . . . .	6 00	4 20	3 00
	(Feat)	(Feather)	(Febrite)
" " 27'' x 15'' . . . . .	6 50	4 55	3 25
	(Fecal)	(Feces)	(Fecund)
" " 30'' x 15'' . . . . .	7 00	4 90	3 50
	(Fed)	(Federal)	(Fee)
Porcelain legs and wall straps, per pair . . . . .	12 00	8 40	
	(Feeble)	(Feed)	
If with nickel-plated brass Ideal waste with porcelain top, as shown, add . . . . .			6 00
			(Feline)
If with nickel-plated brass offset one-half S-trap, as shown, add . . . . .			4 00
			(Fell)

For prices of faucets, see pages 118 and 119.

NOTE.—"The Belvidere" can also be furnished with large patent overflow, if desired.

FOR SHIPPING WEIGHTS (APPROXIMATE) AND PACKING CHARGES, SEE LAST PAGE.




B-443

MONUMENT PORCELAIN  
"THE IRVING"

	CLASS "A"	CLASS "B"	CLASS "C"
25" x 21", Price, lavatory only . . . . .	\$18 00 (Fancy)	\$12 60 (Fane)	\$9 00 (Fang)
27" x 22", " " " . . . . .	21 50 (Fantasy)	15 05 (Far)	10 75 (Farce)
30" x 22", " " " . . . . .	23 00 (Fare)	16 10 (Farina)	11 50 (Farm)
Wall backs, 25" long . . . . .	6 00 (Farmer)	4 20 (Farrier)	3 00 (Farther)
" " 27" " . . . . .	6 50 (Fascicle)	4 55 (Fashion)	3 25 (Fast)
" " 30" " . . . . .	7 00 (Fasten)	4 90 (Fat)	3 50 (Fate)
If with porcelain legs and straps to wall, add per pair . . . . .	12 00 (Fatal)	8 40 (Fated)	
If with white painted iron legs and wall straps, add per pair . . . . .		5 50 (Fates)	
If with galvanized iron legs and wall straps, add per pair . . . . .		5 00 (Fathom)	
If with bronzed iron legs and wall straps, add per pair . . . . .		4 50 (Fatten)	
If with nickel-plated brass ideal basin waste with porcelain top, add . . . . .		6 00 (Fault)	
If with nickel-plated low-down compression basin faucets with china discs marked "Hot" and "Cold," add per pair . . . . .		5 00 (Faun)	

FOR SHIPPING WEIGHTS (APPROXIMATE) AND PACKING CHARGES, SEE LAST PAGE.






B-444

MONUMENT PORCELAIN  
"THE IRVING."

	CLASS "A"	CLASS "B"	CLASS "C"
25" x 21", Price, lavatory only . . . . .	\$18.00 (Fail)	\$12.60 (Faint)	\$9.00 (Faint)
27" x 22", " " " . . . . .	21.50 (Faintly)	15.05 (Fair)	10.75 (Fairly)
30" x 22", " " " . . . . .	23.00 (Faith)	16.10 (Falcate)	11.50 (Falcon)
Wall backs, 25" long . . . . .	6.00 (Falcon)	4.20 (Fall)	3.00 (Fallacy)
" " 27" " . . . . .	6.50 (Fallible)	4.55 (Fallow)	3.25 (False)
" " 30" " . . . . .	7.00 (Falsetto)	4.90 (Falsify)	3.50 (Falsity)
If with porcelain legs and wall straps, add per pair . . . . .	12.00 (Falter)	8.10 (Fame)	
For prices of other legs, see page 44.			
If with nickel-plated low-down compression basin cocks with china discs marked "Hot" and "Cold," add per pair . . . . .			5.00 (Family)
If with nickel-plated brass removable strainer and heavy cast-brass plug with lock-nut, coupling and tail piece, add . . . . .			2.50 (Famatic)

FOR SHIPPING WEIGHTS (APPROXIMATE) AND PACKING CHARGES, SEE LAST PAGE.



B-445

MONUMENT PORCELAIN

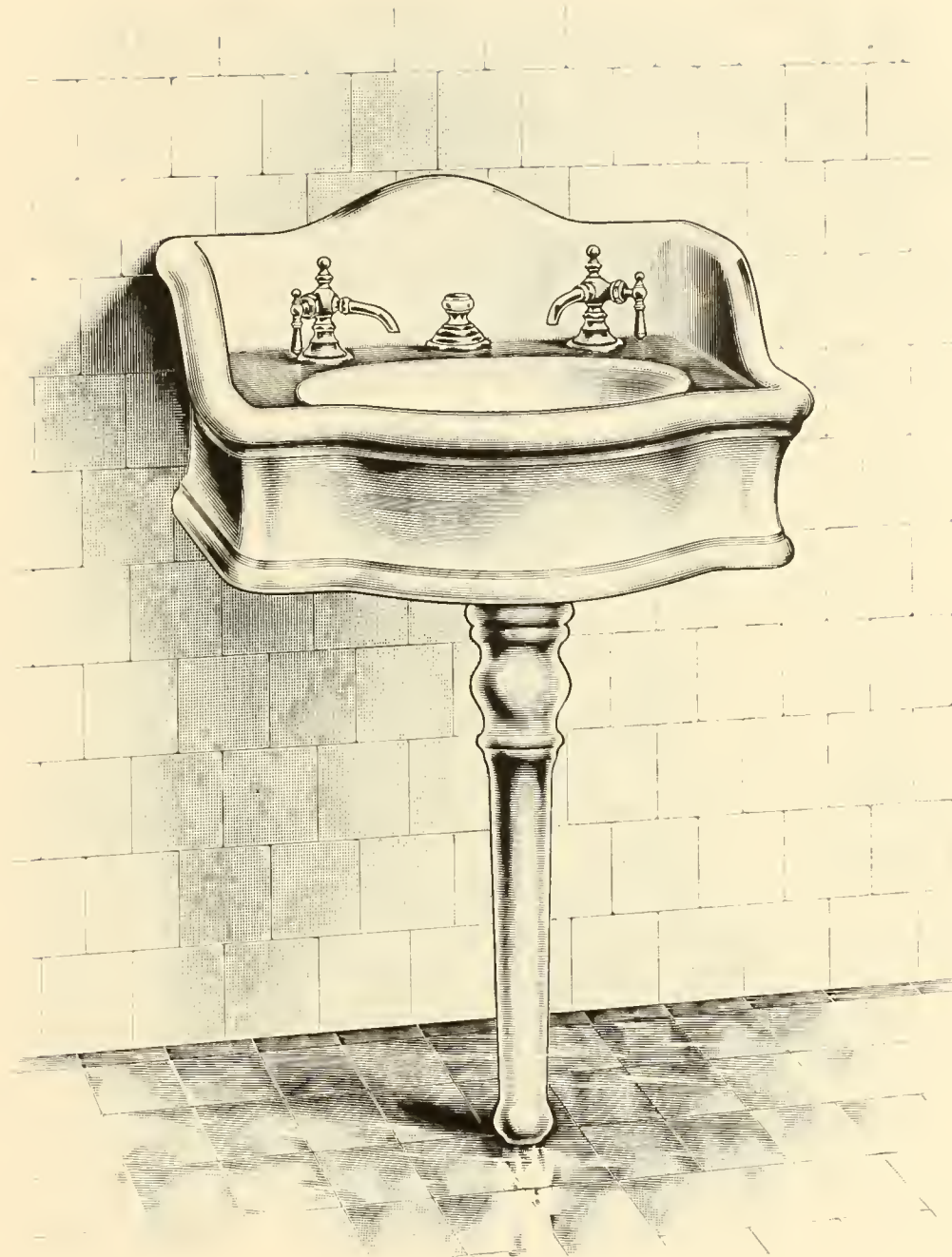
“THE MONTROSE.”

All roll rim with patent overflow.

	CLASS "A"	CLASS "B"	CLASS "C"
25" x 21", Price, lavatory only . . . . .	\$18.00 (Facile)	\$12.60 (Facile)	\$9.00 (Facile)
27" x 22", " " " . . . . .	21.50 (Facile)	15.05 (Facile)	10.75 (Facile)
30" x 22", " " " . . . . .	23.00 (Facile)	16.10 (Facile)	11.50 (Facile)
If with nickel-plated brass removable overflow strainer and heavy nickel plated cast brass plug with lock-nut, coupling and tail piece, add . . . . .			2.50 (Facile)
If with porcelain legs and wall straps, add per pair . . . . .	\$12.00 (Facile)	\$8.40 (Facile)	

For prices of other legs, see page 44. For price of faucets, see pages 118 and 119.

FOR SHIPPING WEIGHTS (APPROXIMATE) AND PACKING CHARGES, SEE LAST PAGE.



B-446

MONUMENT PORCELAIN

“THE PULLMAN.”

With opening for waste.


	CLASS "A"	CLASS "B"	CLASS "C"
Price, lavatory only . . . . .	\$23 00 (Exile)	\$16 10 (Exist)	\$11 50 (Expanded)
If with porcelain leg with special frame to wall, add . . . . .	9 50 (Exit)	6 65 (Exodus)	
If with nickel-plated all over ideal basin waste, with porcelain top, add . . . . .			6 00 (Exotic)

For prices of faucets, see pages 118 and 119.

NOTE.—“The Pullman” is especially designed for office buildings and hotels.

FOR SHIPPING WEIGHTS (APPROXIMATE) AND PACKING CHARGES, SEE LAST PAGE.





B-447

MONUMENT PORCELAIN

“THE PULLMAN.”

With large patent overflow.

DIMENSIONS :


25 inches by 21 inches. Height of back, 7 inches.

	CLASS "A"	CLASS "B"	CLASS "C"
Price, lavatory only . . . . .	\$23 00 (Expire)	\$16 10 (Explain)	\$11 50 (Explode)
If with porcelain leg with special frame to wall, add . . . . .	9 50 (Exploit)	6 65 (Explore)	
If with nickel-plated brass removable overflow strainer and heavy nickel-plated cast brass waste plug and coupling, add . . . . .			2 50 (Exploit)

For prices of faucets, see pages 118 and 119.

NOTE.—“The Pullman” is especially designed for use in office buildings and hotels.

FOR SHIPPING WEIGHTS (APPROXIMATE) AND PACKING CHARGES, SEE LAST PAGE.



B-448

MONUMENT PORCELAIN

“THE PULLMAN”

For two legs and ideal waste.

DIMENSIONS :

25 inches by 21 inches; height of back, 7 inches.

	CLASS "A"	CLASS "B"	CLASS "C"
Price, lavatory only . . . . .	\$23 00 (Expense)	\$16 10 (Expect)	\$11 50 (Expedite)
If with two porcelain legs with wall straps, add per pair . . . . .	12 00 (Expel)	8 40 (Expend)	
If with nickel-plated all over ideal basin waste with porcelain top, add . . . . .		6 00 (Expert)	

For prices of faucets, see pages 118 and 119.

FOR SHIPPING WEIGHTS (APPROXIMATE) AND PACKING CHARGES, SEE LAST PAGE.



B-449

MONUMENT PORCELAIN  
"THE TERMINAL."

DIMENSIONS:

Length, 24 inches; width, 23 inches; height of back, 7 inches.

	CLASS "A"	CLASS "B"
Price, lavatory only . . . . .	\$24 00 (Gestine)	\$16 80 (Gewgaw)
If with porcelain leg and wall supports, add . . . . .	9 50 (Ghastly)	6 65 (Gherkin)
If with nickel-plated ideal waste, as shown, add . . . . .		6 00 (Ghost)
If with nickel-plated offset 1/2 S trap, add . . . . .		4 00 (Giant)

For prices of basin faucets, see pages 118 and 119.

FOR SHIPPING WEIGHTS (APPROXIMATE) AND PACKING CHARGES, SEE LAST PAGE.





**B-450**

MONUMENT PORCELAIN  
"THE ALGONQUIN."

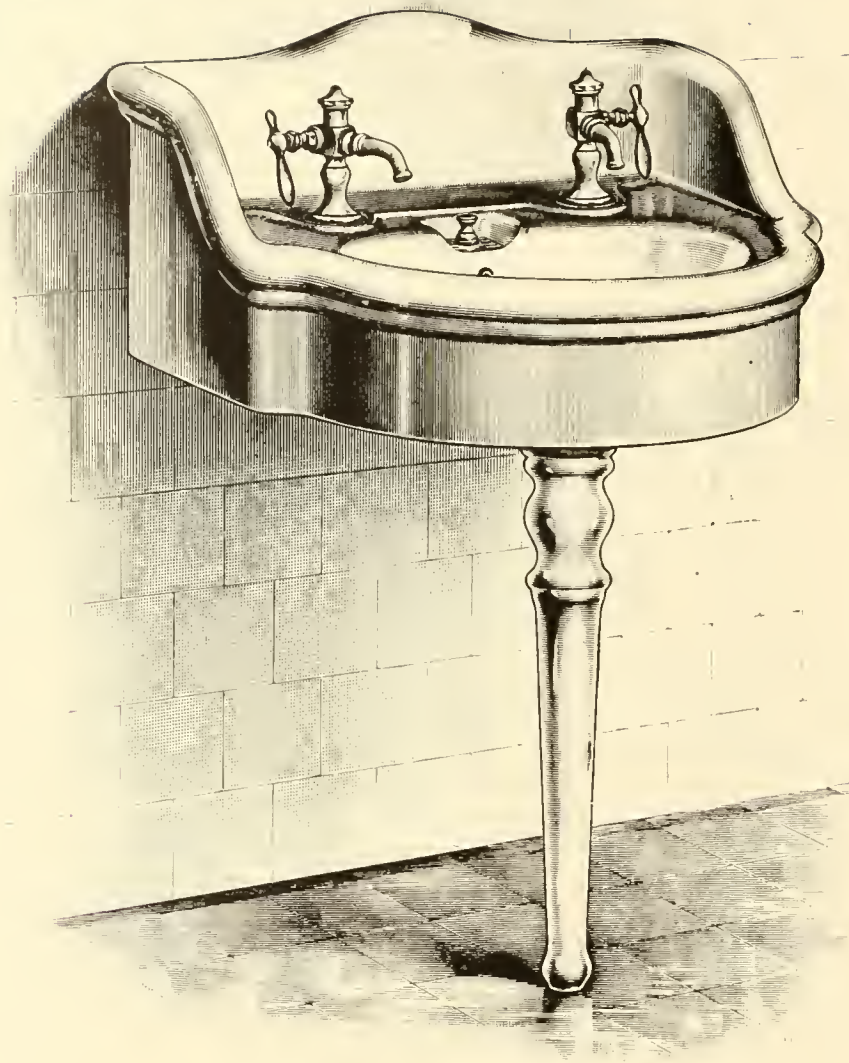
DIMENSIONS :  
Length, 24 inches; width, 25 inches; height of back, 7 inches.

	CLASS "A"	CLASS "B"
Price, lavatory only . . . . .	\$28.00	\$20.00
	(Fin)	(Final)
If with porcelain leg and wall supports, add . . . . .	9.50	6.65
	(Finale)	(Finally)
If with nickel-plated brass removable strainer and nickel-plated cast brass waste plug with lock-nut, coupling and tail piece, add . . . . .		2.50
		(Finely)
If with nickel-plated adjustable 1/2 S trap with waste and vent to wall, add . . . . .		4.00
		(Finch)

For prices of faucets, see pages 118 and 119.

"The Algonquin" is particularly adaptable for hotels, having a large shelf to receive glasses, brush holders, etc.

FOR SHIPPING WEIGHTS (APPROXIMATE) AND PACKING CHARGES, SEE LAST PAGE.



B-451

MONUMENT PORCELAIN

“THE TERMINAL”

With large patent overflow.

DIMENSIONS :

Length, 24 inches; width, 23 inches; height of back, 7 inches.

	CLASS "A"	CLASS "B"
Price, lavatory only . . . . .	\$24 00 (Gentry)	\$16 80 (Genuine)
If with porcelain leg with iron disc and painted white enamel iron supports at wall, add . . . . .	9 50 (Geodesy)	6 65 (Geogony)
If with nickel-plated adjustable cast brass leg with special frame to wall, add . . . . .		7 50 (Geology)
If with painted white enameled adjustable leg with special frame to wall, add . . . . .		4 50 (Germ)
If with enameled iron adjustable leg with special frame to wall, add . . . . .		6 00 (Germanic)
If with nickel-plated century waste, as shown, add . . . . .		4 00 (Gerund)

For prices of faucets, see pages 118 and 119.

FOR SHIPPING WEIGHTS (APPROXIMATE) AND PACKING CHARGES, SEE LAST PAGE.



B-452

MONUMENT PORCELAIN

“THE CLIFTON”

With opening in slab for ideal waste.

DIMENSIONS:

25 inches by 22 inches.

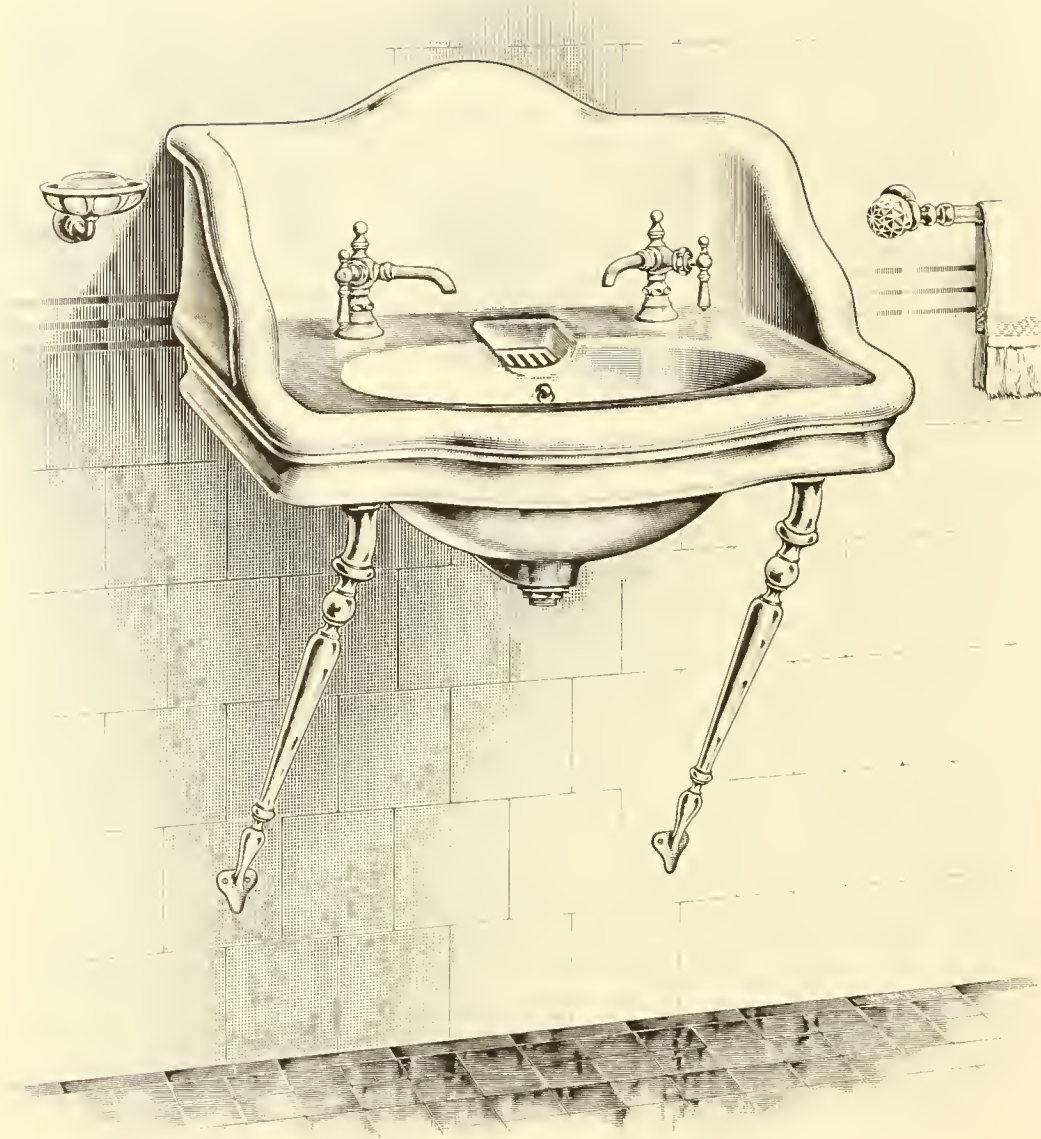
	CLASS "A" \$23 00 (Felon)	CLASS "B" \$16 10 (Felony)	CLASS "C" \$13 00 (Felt)
Price, lavatory only . . . . .			
If with nickel-plated all over ideal basin waste with porcelain top, as shown, add . . . . .			6 00 (Fen)
If with nickel-plated brass bracket legs as shown, add per pair . . . . .			11 00 (Fence)

For prices of faucets, see pages 118 and 119. For price on trap, see page 115.

“The Clifton” is especially designed for office buildings and hotels.

FOR SHIPPING WEIGHTS (APPROXIMATE) AND PACKING CHARGES, SEE LAST PAGE.





B-453

MONUMENT PORCELAIN

“THE CLIFTON”

With large patent overflow.

DIMENSIONS:  
25 inches by 22 inches.

Price, lavatory only . . . . .	CLASS "A" \$23.00 (Exhibit)	CLASS "B" \$16.10 (Exhibit)
If with nickel-plated brass bracket legs, as shown, add per pair . . . . .		10.00 (Exhibit)
If with nickel-plated brass removable overflow strainer and nickel-plated heavy cast brass waste plug with coupling and tail piece, add . . . . .		2.50 (Exhibit)

For prices of faucets, see pages 118 and 119.

NOTE.—“The Clifton” is especially designed for office buildings and hotels.

FOR SHIPPING WEIGHTS (APPROXIMATE) AND PACKING CHARGES, SEE LAST PAGE.



B-454

MONUMENT PORCELAIN

“THE PRINCETON.”

DIMENSIONS :

Length, 2 feet 2 inches; width back to front, 1 foot 9 inches; height of back, 7 inches.

	CLASS "A"	CLASS "B"
Price, lavatory with nickel-plated cast brass special brackets with strips to wall, as shown . . . . .	\$35 00 (Frustrum)	\$28 00 (Frustrum)
If with nickel-plated ideal basin waste, add . . . . .		6 00 (Fudge)
If with nickel plated cast brass offset 1/2 S trap to wall, add . . . . .		4 00 (Fuel)

For prices of faucets, see pages 118 and 119.

“The Princeton” can be furnished with large patent overflow, if desired. Price same as above.

FOR SHIPPING WEIGHTS (APPROXIMATE) AND PACKING CHARGES, SEE LAST PAGE.



B-455

MONUMENT PORCELAIN

“THE PRINCETON”

With large patent overflow.

DIMENSIONS :


Length, 2 feet 2 inches; width, back to front, 1 foot 9 inches; height of back, 7 inches.

Price, lavatory with one porcelain leg and wall angles . . . . .	CLASS "A" \$30 00 (Genitive)	CLASS "B" \$21 00 (Genius)
If with nickel-plated brass overflow strainer and heavy cast brass waste plug, add . . . . .		2 50 (Genitive)

For prices of traps, see pages 115 and 116. For faucets, pages 118 and 119.

FOR SHIPPING WEIGHTS (APPROXIMATE) AND PACKING CHARGES, SEE LAST PAGE.





B-456

MONUMENT PORCELAIN

“THE CORNOVA”

With large patent overflow.

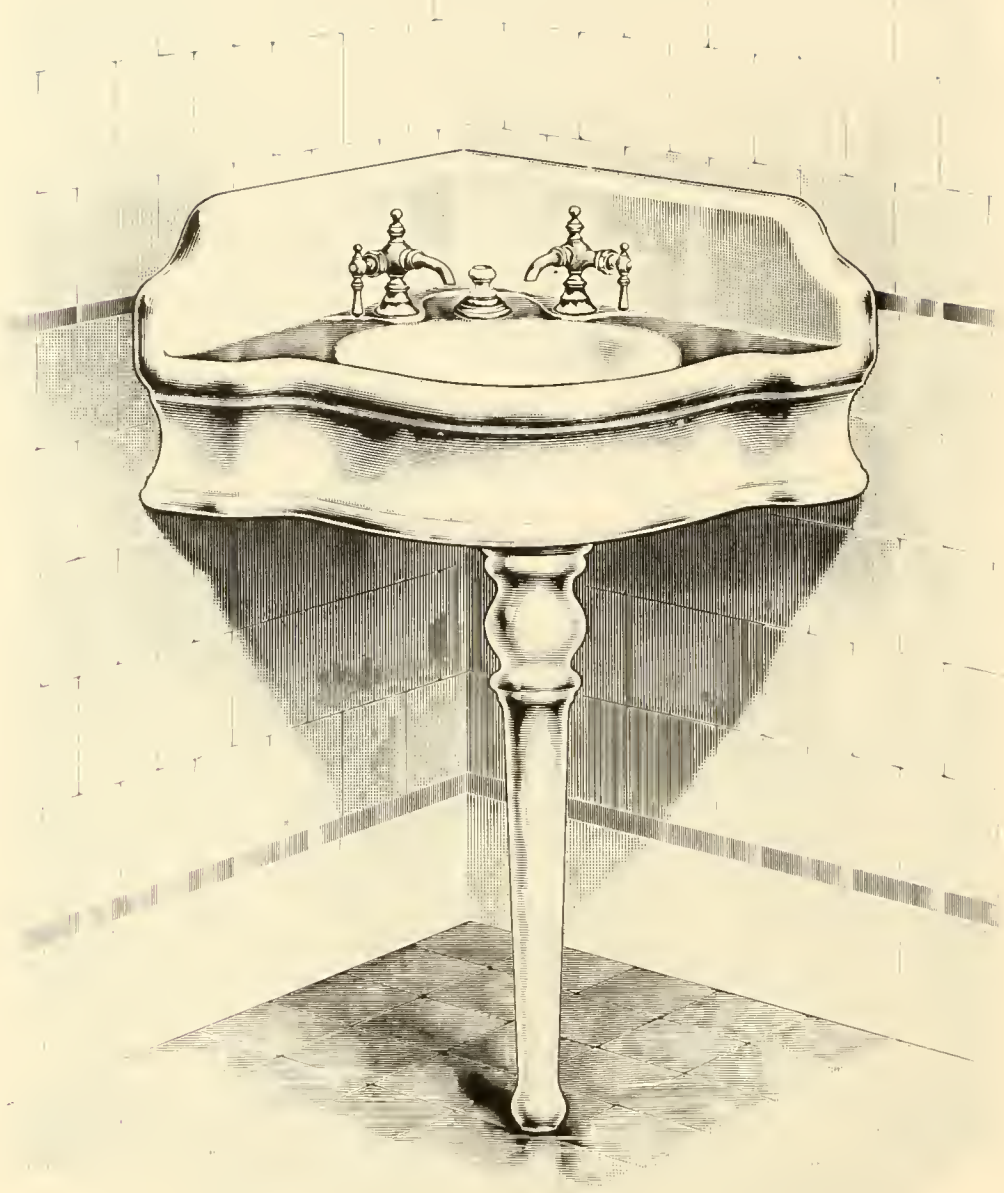
DIMENSIONS :

Length on side, 23 inches; width, 32 inches; and length on side, 19½ inches; width, 28 inches.

	CLASS "A"	CLASS "B"	CLASS "C"
Price, 23" lavatory only . . . . .	\$30 00 (Fennel)	\$21 00 (Femy)	\$15 00 (Feoff)
Price, 19½" " " . . . . .	26 00 (Ferine)	18 20 (Ferment)	13 00 (Fern)
If with nickel-plated brass removable strainer with heavy cast brass plug with lock-nut, coupling and tail piece, add . . . . .			2 50 (Ferret)
If with one porcelain leg with wall supports, add . . . . .	\$9 50 (Ferule)	\$6 65 (Fervent)	
If with one painted white enamel iron leg with wall supports, add . . . . .			4 50 (Fervid)

For prices of faucets, see pages 118 and 119.

FOR SHIPPING WEIGHTS (APPROXIMATE) AND PACKING CHARGES, SEE LAST PAGE.



B-457

MONUMENT PORCELAIN

"THE CORNOVA."


DIMENSIONS :

Length on side, 23 inches; width, 32 inches; and length on side, 19½ inches; width, 28 inches.

	CLASS "A"	CLASS "B"	CLASS "C"
Price, 19½" lavatory only . . . . .	\$26 00 (Fervor)	\$18 20 (Festal)	\$13 00 (Fester)
Price, 23" " " . . . . .	30 00 (Festivo)	21 00 (Festoon)	15 00 (Fetich)
If with nickel-plated ideal basin waste with porcelain top, as shown, add . . . . .			6 00 (Fete)
If with porcelain leg and wall supports, add . . . . .	9 50 (Fetid)	6 65 (Fetich)	
If with painted white enamel iron leg with wall supports, add . . . . .			5 50 (Fetter)

For prices of faucets, see pages 118 and 119.

FOR SHIPPING WEIGHTS (APPROXIMATE) AND PACKING CHARGES, SEE LAST PAGE.



B-458

MONUMENT PORCELAIN

"THE CAR."

DIMENSIONS:

Size of lavatory, 20 inches by 20 inches; height of back, 5 inches.  
With large patent overflow.

	CLASS "A" \$20 00 (Feud)	CLASS "B" \$14 00 (Feudal)	CLASS "C" \$10 00 (Fever)
Price, lavatory only . . . . .	\$20 00 (Feud)	\$14 00 (Feudal)	\$10 00 (Fever)
If with nickel-plated brass removable strainer with nickel-plated heavy cast brass waste plug with lock-nut, coupling and tail piece, add . . . . .			2 50 (Few)
If with galvanized iron leg with frame, add . . . . .			5 50 (Fiat)
If with nickel-plated brass leg with frame, add . . . . .			7 50 (Fib)
If with painted white enamel leg with frame, add . . . . .			5 50 (Fibber)
If with enameled iron adjustable leg with frame, add . . . . .			6 00 (Fiber)
If with porcelain leg with frame, add . . . . .	\$9 50 (Fickle)	\$6 65 (Fictile)	

For prices of faucets, see pages 118 and 119.

FOR SHIPPING WEIGHTS (APPROXIMATE) AND PACKING CHARGES, SEE LAST PAGE.





B-459

MONUMENT PORCELAIN

“THE NORFOLK.”

DIMENSIONS :

Basin, 19 inches by 20½ inches outside by 7 inches deep inside.

B-459 includes four Monument Porcelain or “Columbian” ware basins with nickel-plated heavy cast brass plugs with rubber stopper, bronzed iron supporting frame and legs, as shown. Piping or faucets not included.

	MONUMENT PORCELAIN	COLUMBIAN
Price, four lavatories as described . . . . .	\$84 00 (Fugue)	\$74 00 (Fulcrum)
Add for each additional basin . . . . .	21 00 (Fulfill)	18 50 (Fulgent)
Price each basin, porcelain only . . . . .	15 00 (Fulsome)	13 00 (Fulvid)

“The Norfolk” is especially designed for factory use.

FOR SHIPPING WEIGHTS (APPROXIMATE) AND PACKING CHARGES, SEE LAST PAGE.



B-460

MONUMENT PORCELAIN  
"THE NORFOLK."

DIMENSIONS :

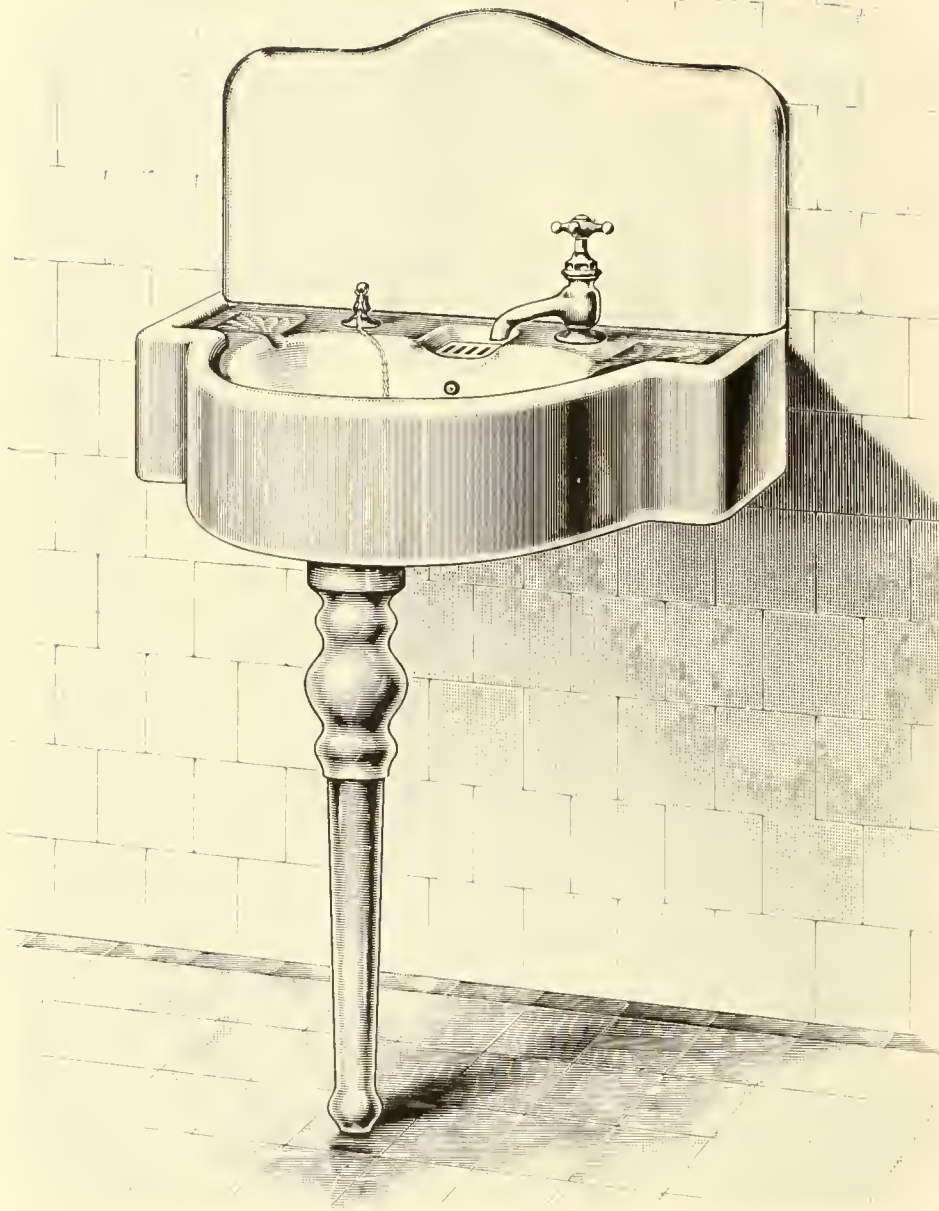
Basin, 19 inches by 20½ inches outside by 7 inches deep inside.

B-460 includes six heavy Monument Porcelain or "Columbian" ware basins with nickel-plated heavy cast brass plugs with rubber stopper, cast-iron painted frame with vertical supply pipe support. Piping or faucets not included.

Price, as described . . . . .	MONUMENT PORCELAIN \$129 00 (Demean)	COLUMBIAN \$116 00 (Demeanor)
Add for each additional pair of basins . . . . .	40 50 (Demor)	36 25 (Democrat)
Price, each basin, porcelain only . . . . .	15 00 (Demotic)	13 00 (Demut)

"The Norfolk" is especially designed for factory use.

FOR SHIPPING WEIGHTS (APPROXIMATE) AND PACKING CHARGES, SEE LAST PAGE.



B-461

MONUMENT PORCELAIN

“THE NEVA.”


DIMENSIONS :  
22 inches by 18 inches.

	CLASS "A"	CLASS "B"	CLASS "C"
Price, lavatory only . . . . .	\$14 00 (Fiddle)	\$10 50 (Fidget)	\$5 60 (Fie)
Wall back for same . . . . .	5 00 (Fidneal)	3 50 (Fiduciary)	2 50 (Fieriness)
If with nickel-plated brass removable strainer with nickel plated heavy cast brass waste plug with lock-nut, coupling and tail piece, add . . . . .			2 50 (Fiet)
If with nickel-plated brass leg with frame, add . . . . .			7 50 (Fiend)
If with painted white enamel leg with frame, add . . . . .			5 50 (Fierce)
If with galvanized iron leg with frame, add . . . . .			5 50 (Fiery)
If with enameled iron adjustable leg with frame, add . . . . .			6 00 (Fife)
If with porcelain leg with frame, add . . . . .	\$9 50 (Fifer)	\$6 65 (Fig)	

For price of faucets, see pages 118 and 119.

FOR SHIPPING WEIGHTS (APPROXIMATE) AND PACKING CHARGES, SEE LAST PAGE.





B-462

MONUMENT PORCELAIN

"THE HURON."

DIMENSIONS :

Length, 22 inches; width, 18 inches; height of back, 4 inches.

	CLASS "A"	CLASS "B"	CLASS "C"
Price, lavatory only . . . . .	\$18 00 (Figure)	\$12 60 (Figure)	\$9 00 (Figure)
If with nickel-plated combination basin faucet, as shown, add . . . . .			4 50 (Filament)
If with nickel-plated outlet strainer and coupling, add . . . . .			1 50 (Filbert)

For prices of legs, see B-461.

"The Huron" has no overflow, consequently no stopper, but has cast brass outlet coupling. It is intended that persons using it should wash in running water. The combination faucet, as furnished above, is of the very best construction and permits regulating the temperature of the water to suit persons using it.

For factories, schools, etc., where it is necessary to put up a number of lavatories in a row, and all of the lavatories are used at the same time, it is desirable to supply them through one pipe controlled by a single valve, which can be turned on or off at will by the janitor or engineer. When so required, B-462 should be ordered with one opening only in centre of back for supply spout.

FOR SHIPPING WEIGHTS (APPROXIMATE) AND PACKING CHARGES, SEE LAST PAGE.



MONUMENT PORCELAIN  
ROUND TOILET TABLE WITH PEDESTAL

DIMENSIONS :  
24 inches in diameter; height, 29 inches.

	CLASS "A"	CLASS "B"
Price, table and pedestal .	\$25 00	\$17 50
	(Defray)	(Delta)

B-500

MONUMENT PORCELAIN  
OVAL TOILET TABLE WITH PEDESTAL

DIMENSIONS :  
26 inches by 14 inches; height, 29 inches.

	CLASS "A"	CLASS "B"
Price, table and pedestal .	\$20 00	\$14 00
	(Deflect)	(Deleble)

FOR SHIPPING WEIGHTS (APPROXIMATE) AND  
PACKING CHARGES, SEE LAST PAGE.



B-501



**B-502**

MONUMENT PORCELAIN DRESSING TABLE  
ON PORCELAIN LEGS, WITH NICKEL-PLATED CAST BRASS SUPPORTS AT WALL.

DIMENSIONS:  
Length, 36 inches; width, 18 inches; height, 30 inches.

Price, complete as described . . . . .	CLASS "A" \$22 00 (Fumble)	CLASS "B" \$15 50 (Fume)
--	----------------------------------	--------------------------------



**B-503**

MONUMENT PORCELAIN BATH-ROOM  
SEAT  
FOR CORNER, ON PORCELAIN PEDESTAL.

DIMENSIONS:  
Width, 18 inches; back to front, 17 inches; height, 18 inches.

Price, seat and pedestal . . . . .	CLASS "A" \$18 00 (Fumigate)	CLASS "B" \$12 00 (Function)
------------------------------------	------------------------------------	------------------------------------




**B-504**

MONUMENT PORCELAIN BATH-ROOM  
SEAT  
ON PORCELAIN LEG STANDARD, WITH NICKEL-  
PLATED CAST BRASS SUPPORT AT WALL.

Price, seat complete as described . . . . .	CLASS "A" \$15 00 (Fund)	CLASS "B" \$10 50 (Funeral)
---	--------------------------------	-----------------------------------

FOR SHIPPING WEIGHTS (APPROXIMATE) AND PACKING CHARGES, SEE LAST PAGE.





B-510

MONUMENT PORCELAIN  
"SURGEONS LAVATORY."

DIMENSIONS :


Length, 36 inches ; width, 24 inches ; bowl, 12½ inches by 16 inches.

	CLASS "A"	CLASS "B"
Price, lavatory only . . . . .	\$40 00 (File)	\$28 00 (File)
If with porcelain enameled legs and nickel-plated brass adjustable wall supports, add . . . . .		10 00 (Fillet)
If with nickel-plated brass spout, cast brass trap, iron pipe size supply pipes and pedal supply for hot and cold water, as shown, add . . . . .		30 00 (Fillet)
If with additional pedal to operate waste, add . . . . .		10 00 (Fillet)

NOTE.—The instrument trays have small openings, so water can drain into basin. If it is necessary to place the lavatory away from wall, we can furnish a bronzed iron frame with four enameled iron legs or four cast brass legs. Price upon application.

"The Surgeons Lavatory" is intended for use in hospitals, medical institutions and universities, where the operator's hands must be kept antiseptic. The water supply of above is entirely controlled by foot power.

FOR SHIPPING WEIGHTS (APPROXIMATE) AND PACKING CHARGES, SEE LAST PAGE.



B-511

MONUMENT PORCELAIN  
"HOSPITAL SINK."

Price, sink only, 36" x 23" . . . . .	CLASS "A" \$22 00 (Expugn)	CLASS "B" \$15 40 (Extant)
" " " 42" x 24" . . . . .	29 00 (Exude)	20 30 (Exult)
if with two porcelain enameled legs and painted iron wall straps, add . . . . .		10 00 (Eye)
If with two German silver tilting basins, two pedal valves for hot and cold water, for each basin, with supply pipes and spouts as shown, add . . . . .		65 00 (Eyrie)

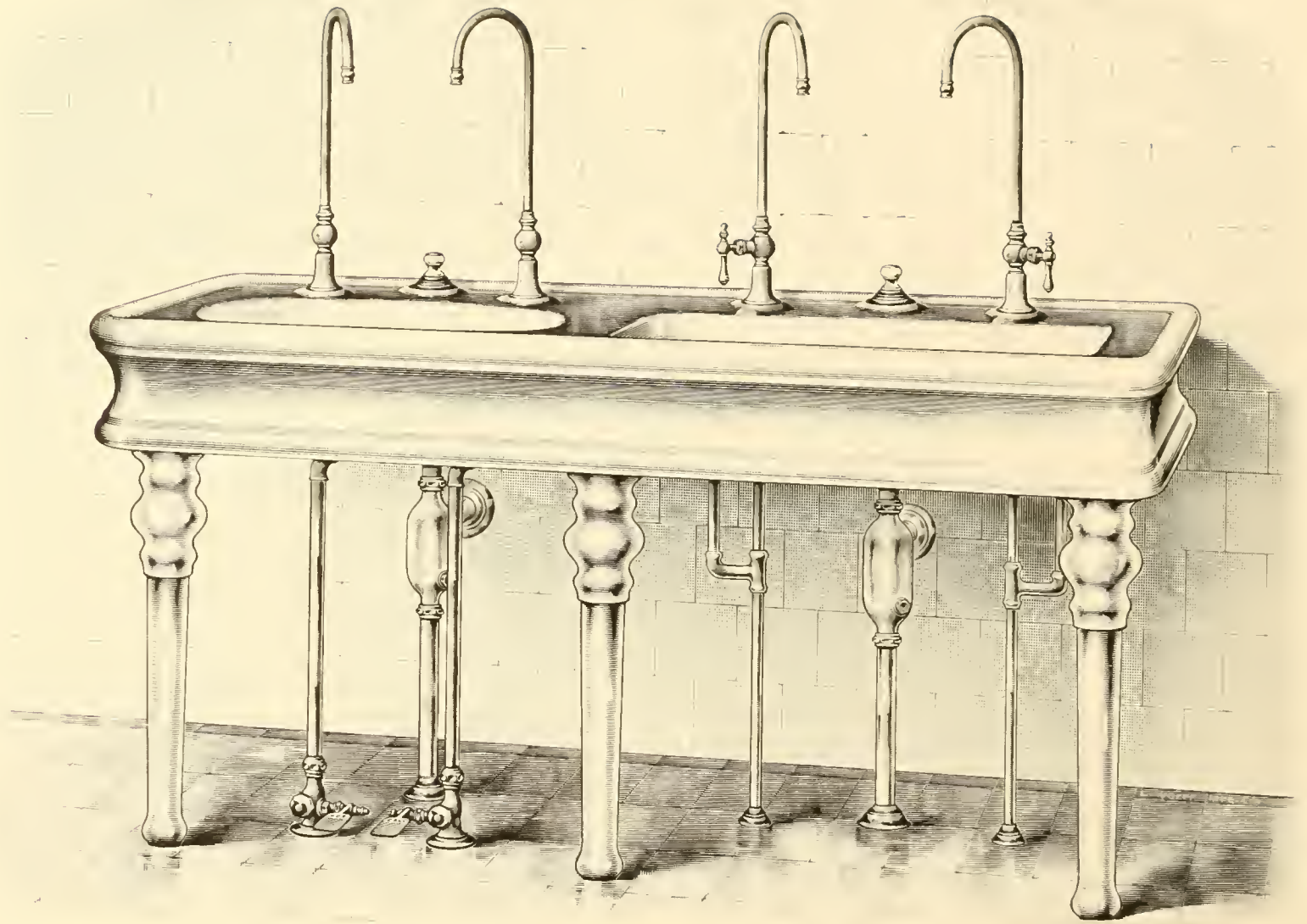
NOTE.—The legs on the above have straps to wall; these straps are so arranged that when the sink is set in place it will stamp away from the wall, so access may be had all around for cleaning purposes. It is intended for use in hospitals, medical institutions and universities, where the operator's hands must be kept antiseptic. The water supply is entirely controlled by foot power.

It is provided with tilting basins. These may be emptied and again filled with fresh water without removing the object being treated.

The sink may be furnished with one basin only, but usually is wanted with two basins, as it enables the demonstrator to have before him two objects at the same time, and in different receptacles.

FOR SHIPPING WEIGHTS (APPROXIMATE) AND PACKING CHARGES, SEE LAST PAGE.





B-512

MONUMENT PORCELAIN HOSPITAL COMBINATION SINK AND LAVATORY

DIMENSIONS :

Length over all, 58 inches; width, 25 inches; depth, 6 inches. Inside bowl, 12 inches by 15 inches; sink, 12 inches by 25 inches.

Price, sink and lavatory only . . . . .	CLASS "A" \$80 00 (Filly)	CLASS "B" \$56 00 (Film)
If with three porcelain enameled legs and nickel-plated adjustable supports at wall, add . . . . .	18 00 (Filly)	12 60 (Filose)
If with two nickel-plated ideal basin wastes with porcelain tops, two nickel-plated brass spouts for basin and two nickel-plated Fuller cocks with porcelain handles, nickel-plated cast-brass trap with waste to floor and vent to wall, iron pipe size supply pipes to floor with air chambers, and two nickel-plated brass pedal valves, add . . . . .		60 00 (Filter)

If it is necessary to place the above away from wall, we can furnish a bronzed iron frame with four enameled iron legs or with four cast brass legs. Price upon application.

"The Combination Sink and Lavatory" is intended for use in hospitals, medical institutions and for universities, where the operator's hands must be kept antiseptic. The water supply to the basin is entirely controlled by foot power.

FOR SHIPPING WEIGHTS (APPROXIMATE) AND PACKING CHARGES, SEE LAST PAGE.





B-513


MONUMENT PORCELAIN URINAL STALLS

DIMENSIONS :

Height from floor to top of partitions, 4 feet 7 inches; width from centre to centre of front capping, 2 feet 0 inch; depth from front to back, 1 foot 8 inches; floor slabs, 2 feet by 1 foot 10 inches. Measurements subject to slight variations.

	CLASS "A"	CLASS "B"
Price, set of three Monument Porcelain Urinal Stalls with floor slabs countersunk for tile, as shown, porcelain ware only . . . . .	\$250 00 (Gasalier)	\$175 00 (Gibbet)
For each one part stall with floor slab, add or deduct . . . . .	75 00 (Gasconade)	52 50 (Giddy)
If with oak automatic flushing tank with nickel-plated brass flush pipes and flush connections, nickel-plated brass waste strainers and couplings, for three part stall, add . . . . .	59 00 (Gaseous)	two part, 44 00 (Gash)

FOR SHIPPING WEIGHTS (APPROXIMATE) AND PACKING CHARGES, SEE LAST PAGE.




**B-514**  
MONUMENT PORCELAIN URINAL STALLS

DIMENSIONS:  
Height to top of urinals, 3 feet 6 inches. For other measurements, see B-513.

	CLASS "A"	CLASS "B"
Price, set of three Monument Porcelain Urinal Stalls with floor slabs countersunk for tile, as shown, porcelain ware only . . . . .	\$205.00 (Gaskins)	\$145.00 (Gilt)
For each one part stall with floor slab, add . . . . .	65.00 (Gasp)	45.00 (Gig)
If with oak automatic flushing tank with nickel-plated brass flush pipes and flush connections, nickel-plated brass waste strainers and couplings for three part stall, add . . . . .	59.00 (Gastric)	two part, 44.00 (Gate)

FOR SHIPPING WEIGHTS (APPROXIMATE) AND PACKING CHARGES, SEE LAST PAGE.



**B-515**

**MONUMENT PORCELAIN URINAL STALLS**


DIMENSIONS :

Height, 3 feet 7 inches. For other measurements, see B-513.

	CLASS "A"	CLASS "B"	"COLUMBIAN"
Price, set of two Monument Porcelain Urinals, slate base and partitions not included . . .	\$100 00	\$70 00	\$60 00
	(Gaudy)	(Gault)	(Generic)
For each one part stall, add or deduct . . . . .	50 00	35 00	30 00
	(Genesis)	(Genetic)	(Genial)
If with oak automatic flushing tank, nickel-plated flush pipes and flush connections, nickel-plated waste strainer with coupling, add for two part stall . . . . .			44 00
			(Gauntlet)
For three part stall, add . . . . .			59 00
			(Genii)

FOR SHIPPING WEIGHTS (APPROXIMATE) AND PACKING CHARGES, SEE LAST PAGE.





B—516

MONUMENT PORCELAIN URINALS

DIMENSIONS :

Length of each partition, 2 feet; width from front to back, 16 inches; depth inside, 7 inches; height of back, 15 inches; height to top of partition, 5 feet 9 inches.

Set of three part urinals 6 feet long, with oak automatic flushing tank, nickel-plated flush and wash down pipes, painted iron partitions and brackets, enameled inside trap standard with nickel-plated waste strainer . . . . .	\$135 00 (Gawk)
Set of two part 4 feet long, as described above . . . . .	101 00 (Gazelle)

NOTE.—The above urinals are made in one piece. Batteries longer than 6 feet can be furnished by adding additional sections.

FOR SHIPPING WEIGHTS (APPROXIMATE) AND PACKING CHARGES, SEE LAST PAGE.



**B-520**

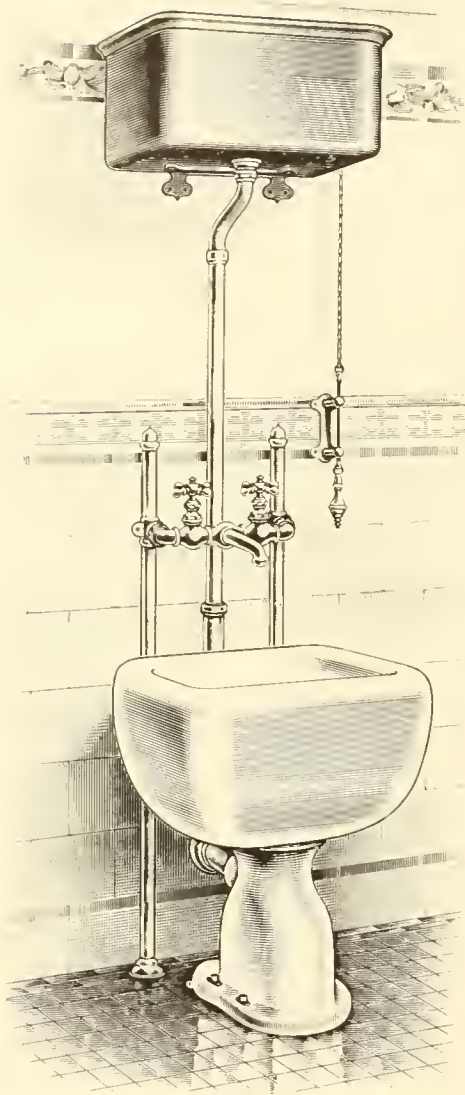
**MONUMENT PORCELAIN IMPROVED FLUSHING RIM CLINIC SLOP SINK  
ON PORCELAIN TRAP STANDARD.**

Price, sink and trap standard . . . . .	CLASS "A" \$52 00 (Elegist)	CLASS "B" \$36 00 (Elegy)
If with cleansing jet, brass floor flange and bolts, No. 16 "Benthigh" standard copper-lined oak syphon tank with bent round corners, nickel-plated brass rod guide and china pull, nickel plated brass combination bracket, nickel-plated brass flush pipe, nickel-plated extra pattern compression double faucet for cleansing jet, with nickel-plated brass iron pipe size supply pipes to floor, as shown, add . . . . .		\$55 00 (Element)

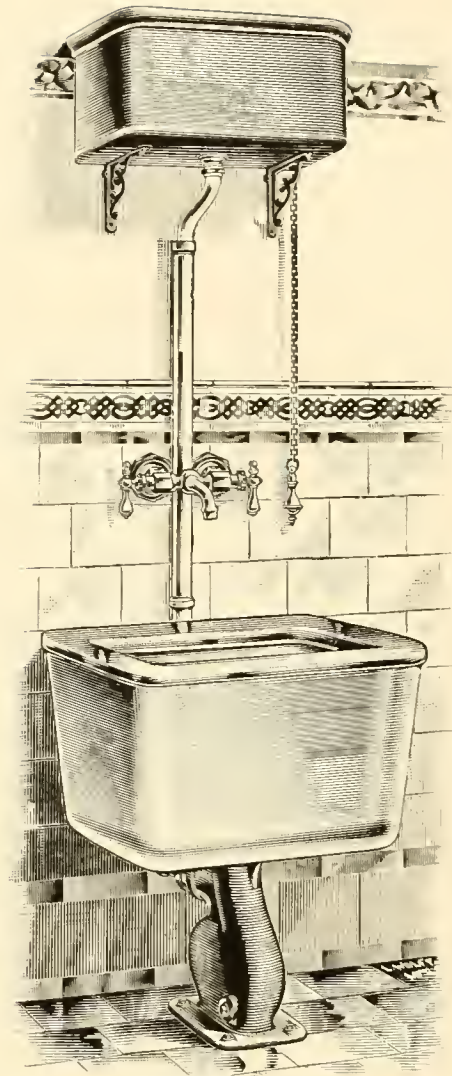
NOTE.—This sink can be furnished with pedal valve, as shown in B-510, instead of combination faucet, as shown, without additional cost.

The above apparatus is especially adapted for use in hospitals and operating rooms. The contents of receptacles are emptied into the slop hopper proper, which has a large opening into the trap. The inside surface of the pan or basin can be thoroughly washed out by placing it over the cleansing jet. The water supply to this jet (hot or cold) is controlled by the double combination faucet, so attendant can obtain hot, cold or temperate water. The whole interior of the surface of the slop sink and trap can be thoroughly cleansed and flushed by operating the syphon tank.

FOR SHIPPING WEIGHTS (APPROXIMATE) AND PACKING CHARGES, SEE LAST PAGE.



B-521



B-522

MONUMENT PORCELAIN FLUSHING RIM  
SLOP SINK

ON PORCELAIN TRAP STANDARD.

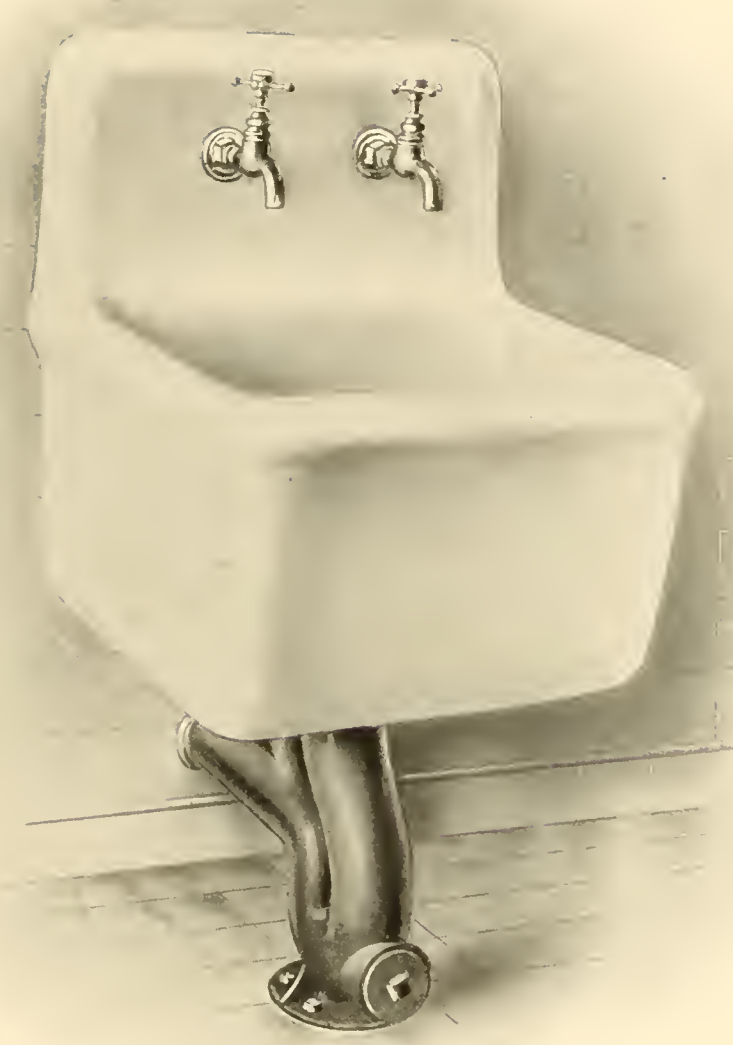
	CLASS "A"	CLASS "B"
Price, sink only, 22" x 22" . . . . .	\$25 00 (Elevate)	\$17 50 (Elf)
“ porcelain trap standard . . . . .	10 00 (Elicit)	6 50 (Elision)
If with nickel-plated removable brass strainer, add		3 50 (Elite)
If with nickel-plated double compression faucet, No. 16 "Benthigh" standard oak syphon tank with bent round corners, nickel-plated combina- tion bracket, nickel-plated brass adjustable flush pipe, chain guide with china pull, as shown, add		40 00 (Elixir)

MONUMENT PORCELAIN SLOP SINK  
GLAZED INSIDE AND OUTSIDE FOR BRASS FLUSHING  
RIM.

	CLASS "A"	CLASS "B"
Price, sink only, 20" x 16" x 12" . . . . .	\$10 00 (Elk)	\$7 00 (Ell)
“ “ “ 22" x 18" x 12" . . . . .	12 00 (Ellipse)	8 40 (Elm)
“ “ “ 24" x 20" x 12" . . . . .	14 00 (Elocution)	9 80 (Elope)
If with nickel-plated cast brass flushing rim, iron trap standard enameled inside and outside, with nickel-plated brass removable strainer and brass vent connection to wall, nickel-plated Fuller double faucet, No. 16 "Benthigh" standard oak syphon tank with bent round corners, nickel- plated iron brackets and nickel-plated brass adjustable flush pipe, add . . . . .		82 50 (Elongate)

FOR SHIPPING WEIGHTS (APPROXIMATE) AND PACKING CHARGES, SEE LAST PAGE.





B-524

MONUMENT PORCELAIN SLOP SINK  
WITH BACK INTEGRAL.


	CLASS "A"	CLASS "B"	CLASS "C"
Price, sink only, 20'' x 16'' x 12'' . . . . .	\$21 00 (Else)	\$14 70 (Elude)	\$10 50 (Elusion)
“ “ “ 22'' x 18'' x 12'' . . . . .	26 00 (Elysian)	18 20 (Emaciate)	13 00 (Emanant)
“ “ “ 24'' x 20'' x 12'' . . . . .	31 00 (Embalm)	21 70 (Embark)	15 50 (Embassy)

NOTE.—Faucets and waste strainer are not included in above prices.

If with ½ S iron trap enameled inside, with 2 inch hub vent and nickel-plated brass removable strainer as shown, add 8 50 (Embers)

For prices of other traps, see pages 82-85.

FOR SHIPPING WEIGHTS (APPROXIMATE) AND PACKING CHARGES, SEE LAST PAGE.



B 525

MONUMENT PORCELAIN SLOP SINK  
WITH PORCELAIN BACK AND PORCELAIN TRAP.

	CLASS "A"	CLASS "B"	CLASS "C"
Price, complete sink, back and trap, 20" x 16" x 12" . . . . .	\$28 50 (Emblazon)	\$19 45 (Emblem)	\$14 25 (Embody)
" " " " " " 22" x 18" x 12" . . . . .	33 00 (Emboss)	22 60 (Embrace)	16 50 (Embroid)
" " " " " " 24" x 20" x 12" . . . . .	37 50 (Embryo)	25 95 (Emerald)	18 75 (Emerge)
NOTE. —Faucets and waste strainer are not included in above prices.			
If with nickel-plated brass removable strainer, add . . . . .			3 50 (Emery)

FOR SHIPPING WEIGHTS (APPROXIMATE) AND PACKING CHARGES, SEE LAST PAGE.



B 526

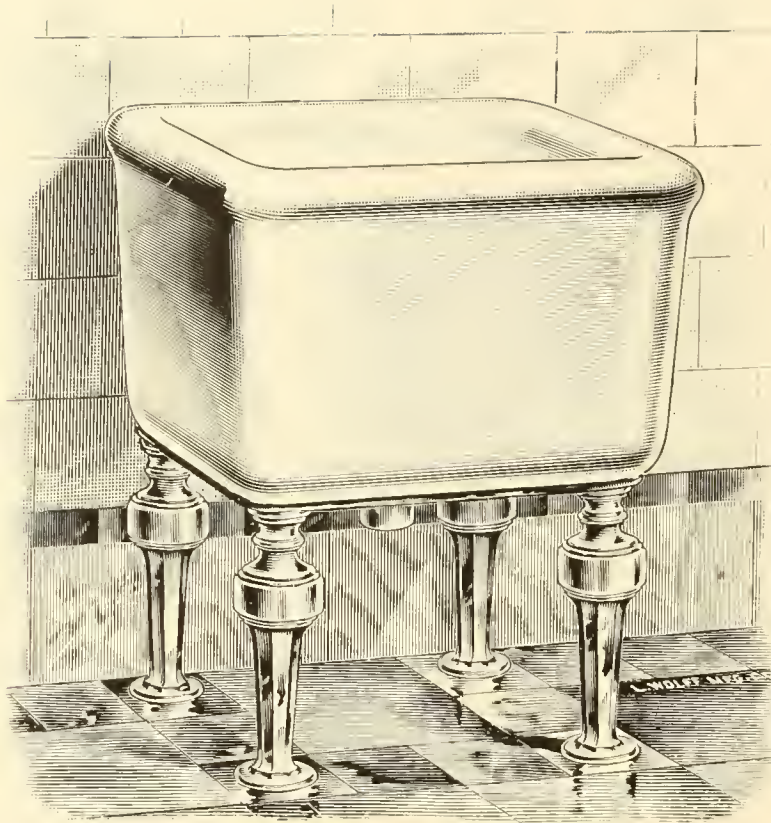
MONUMENT PORCELAIN ALL ROLL RIM SLOP SINK

	CLASS "A"	CLASS "B"	CLASS "C"
Price, sink only, 20" x 16" x 12" . . . . .	\$14 00 (Emir)	\$9 80 (Emit)	\$7 00 (Emmet)
" " " 22" x 18" x 12" . . . . .	18 00 (Emotion)	12 60 (Empale)	9 00 (Emperor)
" " " 24" x 20" x 12" . . . . .	22 00 (Emphasis)	15 40 (Empire)	11 00 (Employ)
If with iron trap enameled inside, with outlet for lead pipe connection, and with nickel-plated brass removable strainer, add . . . . .			8 50 (Empress)

For prices on other traps, see pages 82-85.

FOR SHIPPING WEIGHTS (APPROXIMATE) AND PACKING CHARGES, SEE LAST PAGE.





B 527

MONUMENT PORCELAIN ROLL RIM SLOP SINK FOR LEGS

	CLASS "A"	CLASS "B"	CLASS "C"
Price, sink only, 20" x 16" x 12" . . . . .	\$14 00 (Emulate)	\$9 80 (Emulous)	\$7 00 (Enable)
" " " 22" x 18" x 12" . . . . .	18 00 (Enact)	12 60 (Enamor)	9 00 (Encamp)
" " " 24" x 20" x 12" . . . . .	22 00 (Enchain)	15 40 (Enchant)	11 00 (Enchase)
If with galvanized iron legs, as shown, add per set . . . . .			4 00 (Enclitic)
If with nickel-plated brass waste strainer with lock-nut, coupling and tail piece, add . . . . .			4 00 (Encore)

FOR SHIPPING WEIGHTS (APPROXIMATE) AND PACKING CHARGES, SEE LAST PAGE.



B-528

MONUMENT COLUMBIAN PORCELAIN SLOP SINK  
WITH BACK INTEGRAL.


Price, sink only, 16'' x 20'' x 12'' . . . . .	\$13 00 (Encroach)
“ “ “ 18'' x 22'' x 12'' . . . . .	15 50 (Encumbet)
“ “ “ 20'' x 24'' x 12'' . . . . .	18 50 (Encyted)

NOTE.—Faucets and waste strainer not included in above prices.

If with open pattern ½ S trap enameled inside, with nickel-plated brass removable strainer, add . . . . .	8 50 (End)
If with Columbian Porcelain trap standard, as shown in B-525, with nickel-plated brass removable strainer, add . . . . .	9 50 (Endear)

For prices on other traps, see pages 82-85.

FOR SHIPPING WEIGHTS (APPROXIMATE) AND PACKING CHARGES, SEE LAST PAGE.



B-529

MONUMENT COLUMBIAN PORCELAIN SLOP SINK  
WITH BACK AND TRAP.

Price, complete sink, back and trap, 20" x 16" x 12" . . . . .	\$17 00 (Endemic)
" " " " " " 22" x 18" x 12" . . . . .	20 00 (Endless)
" " " " " " 24" x 20" x 12" . . . . .	22 50 (Endogen)

NOTE.—Faucets, strainer and vent pipe not included in above prices.

If with nickel plated brass removable strainer, add . . . . .	3 50 (Endow)
If with nickel-plated brass vent spud and vent pipe to wall, with wall flange, add . . . . .	1 50 (Endure)
If without Columbian porcelain trap standard, deduct . . . . .	6 00

For prices on other traps, see pages 82-85.

FOR SHIPPING WEIGHTS (APPROXIMATE) AND PACKING CHARGES, SEE LAST PAGE.





B-530

MONUMENT COLUMBIAN PORCELAIN ALL ROLL RIM SLOP SINK

Price, sink only, 20" x 16" x 12" . . . . .	\$8 50 (Enemy)
" " " 22" x 18" x 12" . . . . .	11 00 (Energy)
" " " 24" x 20" x 12" . . . . .	13 00 (Enervate)
If with open pattern full S trap enameled inside, with nickel-plated brass removable strainer, add . . . . .	8 50 (Enfeoff)
If with Columbian Porcelain trap, as shown in B-529, with nickel-plated brass removable strainer, add . . . . .	9 50 (Enforce)

For prices on other traps, see pages 82-85.

FOR SHIPPING WEIGHTS (APPROXIMATE) AND PACKING CHARGES, SEE LAST PAGE.



B-531

ENAMELED IRON SLOP SINK TRAP  
WITH OUTLET CONNECTION FOR LEAD PIPE.

Brass clean-out and 2" hub vent, with nickel-plated brass removable strainer.

Price as described, enameled inside . . . . .	\$8 50 (Engage)
“ “ “ “ all over . . . . .	9 50 (Engine)

ENAMELED IRON SLOP SINK TRAP  
WITH OUTLET CONNECTION FOR LEAD PIPE.

Brass clean-out and nickel-plated brass removable strainer.

Price as described, enameled inside . . . . .	\$8 50 (Engrain)
“ “ “ “ all over . . . . .	9 50 (Engrave)



B-532

ENAMELED IRON SLOP SINK TRAP  
WITH OUTLET CONNECTION FOR IRON PIPE.

Brass clean-out and 2" hub vent, and with nickel-plated  
brass removable strainer.

Price as described, enameled inside . . . . . \$8 50  
(Engross)  
" " " " all over . . . . . 9 50  
(Engult)



B-533

ENAMELED IRON SLOP SINK TRAP  
WITH OUTLET CONNECTION FOR IRON PIPE.

Brass clean-out, and with nickel-plated brass removable  
strainer.

Price as described, enameled inside . . . . . \$8 50  
(Enhance)  
" " " " all over . . . . . 9 50  
(Enigma)



B-534





B-535

ENAMELED IRON SLOP SINK TRAP  
WITH OUTLET TO WALL.

Brass clean-out and 2" hub vent, and with nickel-plated brass removable strainer.

Price, as described, enameled inside . . . .	\$8 50
	(Enjoin)
" " " " " all over . . . .	9 50
	(Enlist)

ENAMELED IRON SLOP SINK TRAP  
WITH OUTLET TO WALL.

Brass clean-out, and with nickel-plated brass removable strainer.

Price, as described, enameled inside . . . .	\$8 50
	(Enmity)
" " " " " all over . . . .	9 50
	(Ennoble)



B-536

ENAMELED IRON PEDESTAL TRAP  
WITH VENT CONNECTION.

Brass clean-out, and with nickel-plated brass removable  
strainer.

Price, as described, enameled inside . . . . .	\$8 50 (Ennu)
“ “ “ “ all over . . . . .	9 50 (Enrage)
Nickel-plated brass vent pipe to wall, with wall flange	1 00 (Enrich)



B-537



ENAMELED IRON PEDESTAL TRAP  
WITH VENT CONNECTION.

Brass clean-out, and with nickel-plated brass removable  
strainer.

Price, as described, enameled inside . . . . .	\$8 50 (Enrobe)
“ “ “ “ all over . . . . .	9 50 (Ensign)

B-538



B—550

MONUMENT PORCELAIN KITCHEN SINK  
WITH DRAIN BOARD AND INTEGRAL BACK OVER SINK AND DRAIN BOARD.

DIMENSIONS :

Length over all, 5 feet 2 inches ; width, 2 feet 2 inches ; height of back, 9 inches.

Price, sink only . . . . .	CLASS " A "	CLASS " B "
	\$115 00	\$80 00
	(Flood)	(Flood)
If with porcelain legs and wall straps, add per pair . . . . .	12 00	8 40
	(Flora)	(Floral)

For price on waste strainers, see page 110. For price on traps, see page 116.

FOR SHIPPING WEIGHTS (APPROXIMATE) AND PACKING CHARGES, SEE LAST PAGE.





B-551

MONUMENT PORCELAIN COMBINED KITCHEN AND RINSING SINK  
WITH BACK INTEGRAL.

DIMENSIONS :

Length, over all, 4 feet 8 inches; width, 2 feet 1 inch; kitchen sink, 2 feet 7 inches by 1 foot 8 inches; rinsing sink, 1 foot 6 inches by 1 foot 8 inches; height of back, 9 inches.

Price, sink only . . . . .	CLASS "A" \$110 00 (Floret)	CLASS "B" \$77 00 (Florid)
If with porcelain legs and white enamel painted straps to wall . . . . .	12 00 (Florin)	8 40 (Florist)
If with nickel-plated brass waste strainer for kitchen sink and nickel-plated plug strainer for rinsing sink, N. P. trap and waste pipe connecting rinsing sink with trap, as shown, add . . . . .		12 00 (Flotage)

FOR SHIPPING WEIGHTS (APPROXIMATE) AND PACKING CHARGES, SEE LAST PAGE.




B-552

MONUMENT PORCELAIN KITCHEN SINK  
WITH INTEGRAL BACK RECESSED FOR PIPES.

SIZE OF SINK	Price, sink only	CLASS "A"	CLASS "B"
30" x 22"	.....	\$30 00 (Eclogue)	\$21 00 (Economy)
36" x 24"	.....	35 00 (Edict)	24 50 (Edition)
42" x 24"	.....	45 00 (Effable)	31 50 (Effete)
If with porcelain legs and white enamel (painted) iron wall straps, add per pair	.....	12 00 (Effigy)	8 40 (Efflux)
If with porcelain enameled iron legs and wall straps, add	.....		10 00 (Effuse)
If with oak hinged special made drain board, bolted and strengthened with nickel-plated brass mountings and nickel-plated adjustable self-locking brass support, add	.....		15 00 (Egress)
If with nickel-plated 1 1/2" cast brass trap with vent to wall and nickel-plated escutcheons at wall and floor, add	.....		6 00 (Egrette)
If with nickel-plated brass strainer with 1 1/2" lock-nut, coupling and tail piece, add	.....		2 00 (Eider)

FOR SHIPPING WEIGHTS (APPROXIMATE) AND PACKING CHARGES, SEE LAST PAGE.



B-553


MONUMENT PORCELAIN HIGH BACK ROLL RIM KITCHEN SINK  
WITH PORCELAIN LEGS.

SIZE OF SINK OUTSIDE	DEPTH INSIDE		CLASS "A"	CLASS "B"	CLASS "C"
30" x 20"	x 7"	Price, sink only . . . . .	\$30 00 (Enslave)	\$21 00 (Enslave)	\$15 00 (Entail)
36" x 24"	x 7"	" " " . . . . .	35 00 (Enter)	21 50 (Entice)	17 50 (Entity)
42" x 24"	x 7"	" " " . . . . .	45 00 (Entomb)	31 50 (Entrap)	22 50 (Entreat)
If with porcelain legs with white enamel (painted) iron wall straps, add per pair . . . . .			12 00 (Entree)	8 40 (Entwine)	
If with 1 1/2" nickel-plated cast brass trap with vent to wall and waste-pipe to floor, with nickel-plated cast brass waste strainer, add . . . . .				8 00 (Entwist)	
If with 2" nickel-plated cast brass trap with vent to wall and waste pipe to floor, with nickel-plated cast brass waste strainer, add . . . . .				10 00 (Envelop)	
If with oak hinged special made drain board, bolted and strengthened with nickel-plated brass mountings and nickel-plated adjustable self-locking brass supports, add . . . . .				15 00 (Envious)	

For prices on other sink legs, see B-554.

FOR SHIPPING WEIGHTS (APPROXIMATE) AND PACKING CHARGES, SEE LAST PAGE.






B 554

MONUMENT PORCELAIN KITCHEN SINK  
WITH BACK.

SIZE OF SINK OUTSIDE	DEPTH INSIDE		CLASS "A"	CLASS "B"	CLASS "C"
30" x 20"	7"	with 18" high back . . . . .	\$25 00 (Envoy)	\$17 50 (Euvy)	\$12 50 (Eocene)
36" x 23"	7"	" " . . . . .	30 00 (Eolian)	21 00 (Epalet)	15 00 (Epaulet)
42" x 24"	7"	" " . . . . .	39 00 (Epergue)	27 00 (Ephemeta)	19 50 (Epic)
48" x 24"	7"	" " . . . . .	48 00 (Epicene)	33 60 (Epicure)	24 00 (Epigram)
If with nickel-plated cast brass adjustable legs with wall straps, as shown, add . . . . .					12 00 (Epigraph)
If with white enamel (painted) adjustable legs with wall straps, add per pair . . . . .					5 50 (Epilepsy)
If with bronzed iron adjustable legs with wall straps, add per pair . . . . .					4 50 (Episode)
If with galvanized iron adjustable legs with wall straps, add per pair . . . . .					5 00 (Epistle)
If with enameled iron adjustable legs with wall straps, add per pair . . . . .					10 00 (Epithet)

For prices on traps and drain boards, see B-553.

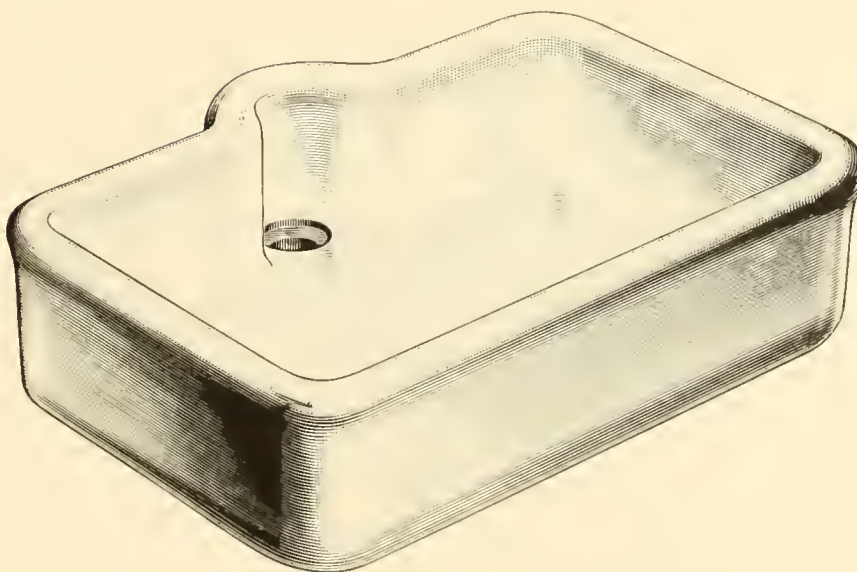
FOR SHIPPING WEIGHTS (APPROXIMATE) AND PACKING CHARGES, SEE LAST PAGE.



B-555

MONUMENT PORCELAIN ALL ROLL RIM KITCHEN SINK

SIZE OF SINK OUTSIDE	DEPTH INSIDE	CLASS "A"	CLASS "B"	CLASS "C"
24" x 17" x	6"	\$12 00 (Flashy)	\$8 40 (Flask)	\$6 00 (Flat)
30" x 20" x	7"	18 00 (Flatten)	12 60 (Flatter)	9 00 (Flatns)
36" x 23" x	7"	22 00 (Flaunt)	15 40 (Flavor)	11 00 (Flaw)
42" x 24" x	7"	29 00 (Flax)	20 30 (Flaxen)	14 50 (Flay)
48" x 24" x	7"	36 00 (Flea)	25 20 (Fleam)	18 00 (Fleck)



B-556

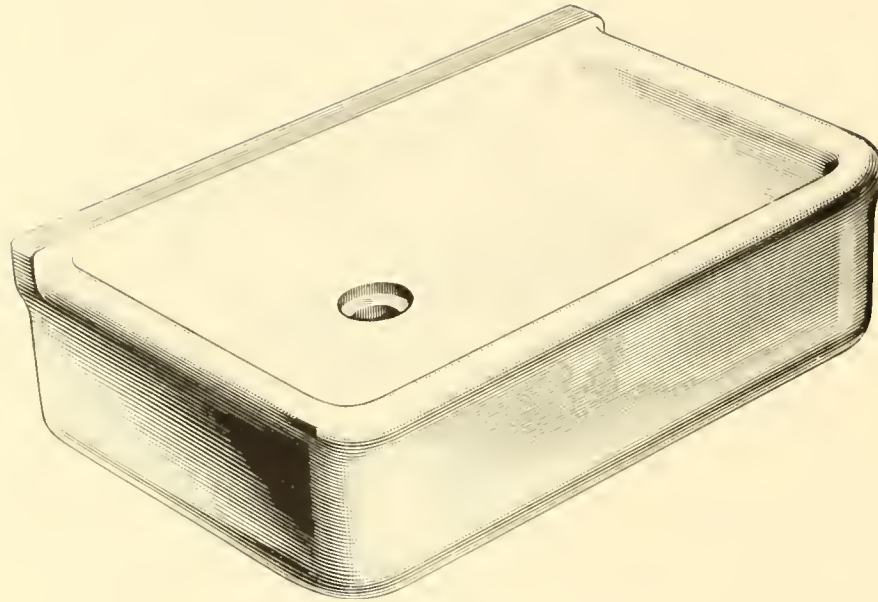
MONUMENT PORCELAIN ALL ROLL RIM KITCHEN SINK

WITH RECESS FOR STANDING WASTE.

SIZE OF SINK OUTSIDE	DEPTH INSIDE	CLASS "A"	CLASS "B"	CLASS "C"
24" x 17" x	6"	\$14 00 (Fled)	\$9 80 (Fledge)	\$7 00 (Flee)
30" x 20" x	7"	20 00 (Fleece)	14 00 (Fleecy)	10 00 (Fleer)
36" x 23" x	7"	25 00 (Fleet)	17 50 (Flesh)	12 50 (Flew)
42" x 24" x	7"	32 00 (Flexible)	22 40 (Flexile)	16 00 (Flexion)

FOR SHIPPING WEIGHTS (APPROXIMATE) AND PACKING CHARGES, SEE LAST PAGE.






B-557

MONUMENT PORCELAIN ROLL RIM KITCHEN SINK  
FOR PORCELAIN OR MARBLE BACK.

SIZE OF SINK OUTSIDE	DEPTH INSIDE	CLASS "A"	CLASS "B"	CLASS "C"
24" x 17"	x 6"	\$12 00 (Fissile)	\$8 40 (Fission)	\$6 00 (Fissure)
30" x 20"	x 7"	18 00 (Fist)	12 60 (Fistula)	9 00 (Fit)
36" x 23"	x 7"	22 00 (Fitly)	15 40 (Fix)	11 00 (Fixity)
42" x 24"	x 7"	29 00 (Fizz)	20 30 (Flabby)	14 50 (Flaccid)
48" x 24"	x 7"	36 00 (Flag)	25 20 (Flagon)	18 00 (Flagrant)

For price of waste strainers, see page 110. For price of porcelain, iron and brass legs, see page 89.



B-558


MONUMENT PORCELAIN FLAT RIM KITCHEN SINK

SIZE OF SINK OUTSIDE	DEPTH INSIDE	CLASS "A"	CLASS "B"	CLASS "C"
30" x 20"	x 7"	\$13 00 (Flail)	\$9 10 (Flake)	\$6 50 (Flam)
36" x 23"	x 7"	16 00 (Flambeau)	11 20 (Flame)	8 00 (Flamingo)
42" x 24"	x 7"	19 00 (Flange)	13 30 (Flank)	9 50 (Flannel)
48" x 24"	x 7"	27 00 (Flap)	18 90 (Flate)	13 50 (Flash)

For price of waste strainers, see page 110. For price of porcelain, iron and brass legs, see page 89.

FOR SHIPPING WEIGHTS (APPROXIMATE) AND PACKING CHARGES, SEE LAST PAGE.






B-559

MONUMENT PORCELAIN FLAT RIM PANTRY SINK

SIZE OF SINK OUTSIDE	DEPTH INSIDE	CLASS "A"	CLASS "B"	CLASS "C"
20" X 14"	X 5"	\$6 00 (Finery)	\$4 20 (Finesse)	\$3 00 (Finger)
24" X 17"	X 6"	9 00 (Finial)	6 30 (Finical)	4 50 (Finis)
28" X 17"	X 6"	11 00 (Finish)	7 70 (Finite)	5 50 (Finny)
30" X 20"	X 7"	13 00 (Fir)	9 10 (Fire)	6 50 (Firkin)



B-560

MONUMENT PORCELAIN FLAT RIM PANTRY SINK

WITH RECESS FOR STANDING WASTE.

SIZE OF SINK OUTSIDE	DEPTH INSIDE	CLASS "A"	CLASS "B"	CLASS "C"
24" X 17"	X 6"	\$10 00 (Firmlly)	\$7 00 (Firm)	\$5 00 (First)
28" X 17"	X 6"	12 00 (Firth)	8 40 (Firth)	6 00 (Fiscal)
30" X 20"	X 6"	14 00 (Fish)	9 80 (Fishery)	7 00 (Fishy)

For prices of overflow connections, waste plugs and standing waste, see page 110.

FOR SHIPPING WEIGHTS (APPROXIMATE) AND PACKING CHARGES, SEE LAST PAGE.



B 561

MONUMENT PORCELAIN PANTRY SINK  
WITH ONE DRAIN BOARD.

DIMENSIONS :

Over all, 3 feet 6 inches by 1 foot 8 inches; length of drain board, 1 foot 6 inches; sink inside, 1 foot 4 inches by 1 foot 11 inches; height of back, 1 foot 6 inches.

Price, sink only . . . . .	CLASS "A" \$36 00 (Flotilla)	CLASS "B" \$25 00 (Flotsam)
" back only . . . . .	10 00 (Flounce)	7 00 (Flour)
If with porcelain legs and white enameled iron wall straps, add per pair . . . . .	12 00 (Flout)	8 40 (Flow)

FOR SHIPPING WEIGHTS (APPROXIMATE) AND PACKING CHARGES, SEE LAST PAGE.



B-562

MONUMENT PORCELAIN PANTRY SINK  
WITH DOUBLE DRAIN BOARD.


DIMENSIONS :

Over all, 4 feet 2 inches by 20 inches; sink, 1 foot 8 inches by 1 foot 3 inches; length of drain boards, 1 foot 3 inches; height of back, 1 foot 6 inches.

	CLASS "A"	CLASS "B"
Price, sink only . . . . .	\$42 00 (Flower)	\$29 00 (Flown)
"    back only . . . . .	12 00 (Fluctuate)	8 40 (Flue)
If with porcelain legs and white enameled wall straps, add per pair . . . . .	12 00 (Fluent)	8 40 (Fluid)

FOR SHIPPING WEIGHTS (APPROXIMATE) AND PACKING CHARGES, SEE LAST PAGE.





MONUMENT PORCELAIN SINGLE DRINKING  
FOUNTAIN  
IN ONE PIECE.

Price, fountain only . . . . .	CLASS "A" \$14 00 (Fluke)	CLASS "B" \$9 80 (Flume)
--------------------------------	---------------------------------	--------------------------------

For prices of faucets and strainers, see page 111. For price of traps, see page 115.

B-580



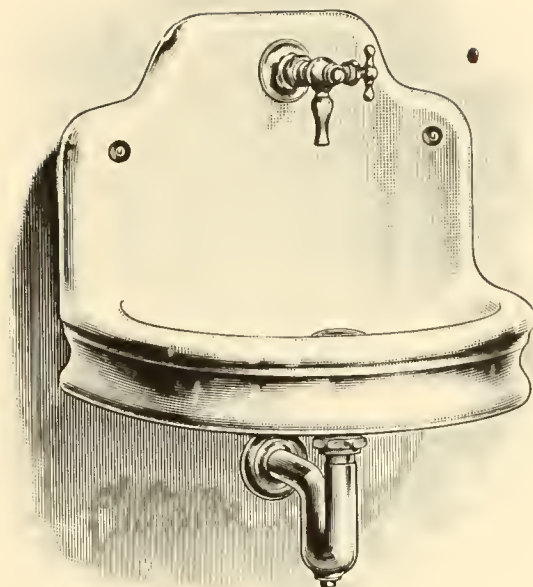
B-581

MONUMENT PORCELAIN DOUBLE DRINKING FOUNTAIN  
IN ONE PIECE.

Price, fountain only . . . . .	CLASS "A" \$18 00 (Flummary)	CLASS "B" \$12 50 (Flung)
--------------------------------	------------------------------------	---------------------------------

For prices of faucets and strainers, see page 111. For price of trap, see page 115.

FOR SHIPPING WEIGHTS (APPROXIMATE) AND PACKING CHARGES, SEE LAST PAGE.



B-582

MONUMENT PORCELAIN SINGLE DRINKING FOUNTAIN  
IN ONE PIECE.

Price, fountain only . . . . .	CLASS "A" \$12 00 (Flurry)	CLASS "B" \$8 40 (Flush)
--------------------------------	----------------------------------	--------------------------------

For prices of faucets and strainers, see page 111. For price of traps, see page 115.



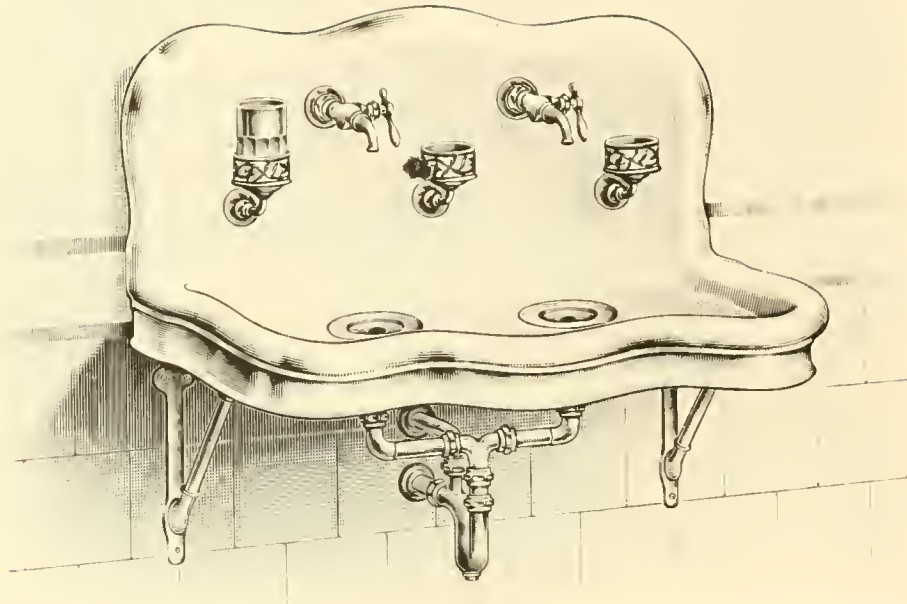
B-583

MONUMENT PORCELAIN SINGLE DRINKING FOUNTAIN  
IN ONE PIECE.

Price, fountain only . . . . .	CLASS "A" \$18 00 (Fluster)	CLASS "B" \$12 60 (Flute)
--------------------------------	-----------------------------------	---------------------------------

For prices of faucets and strainers, see page 111. For price of traps, see page 115.

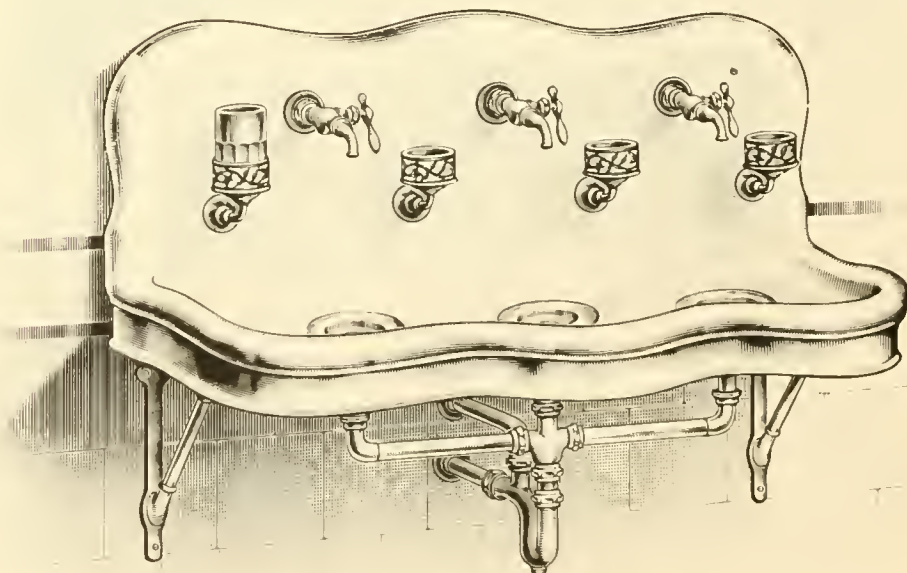
FOR SHIPPING WEIGHTS (APPROXIMATE) AND PACKING CHARGES, SEE LAST PAGE.



B 584

MONUMENT PORCELAIN DOUBLE DRINKING FOUNTAIN  
IN ONE PIECE.

Price, fountain only . . . . .	CLASS "A" \$22 00 (Flutist)	CLASS "B" \$15 50 (Flutter)
Prices on connected waste, trap, strainer, faucets and cup-holders upon application.		



B - 585


MONUMENT PORCELAIN TRIPLE DRINKING FOUNTAIN  
IN ONE PIECE.

Price, fountain only . . . . .	CLASS "A" \$25 00 (Fluvial)	CLASS "B" \$17 50 (Flux)
--------------------------------	-----------------------------------	--------------------------------

Prices on connected waste, trap, strainer, faucets and cup-holders upon application.

FOR SHIPPING WEIGHTS (APPROXIMATE) AND PACKING CHARGES, SEE LAST PAGE.





B - 586

MONUMENT PORCELAIN DRINKING FOUNTAIN  
ON IRON STANDARD.

Price, fountain only . . . . .	CLASS "A" \$9 00 (Fly)	CLASS "B" \$6 00 (Foam)
If with white enamel (painted) standard with nickel plated fountain cup and nickel-plated supply pipe with loose key valve, add . . . . .		17 00 (Foamy)

FOR SHIPPING WEIGHTS (APPROXIMATE) AND PACKING CHARGES, SEE LAST PAGE.

L. of G.



B 600

MONUMENT PORCELAIN COMBINATION KITCHEN SINK AND LAUNDRY TUB  
WITH INTEGRAL BACK.

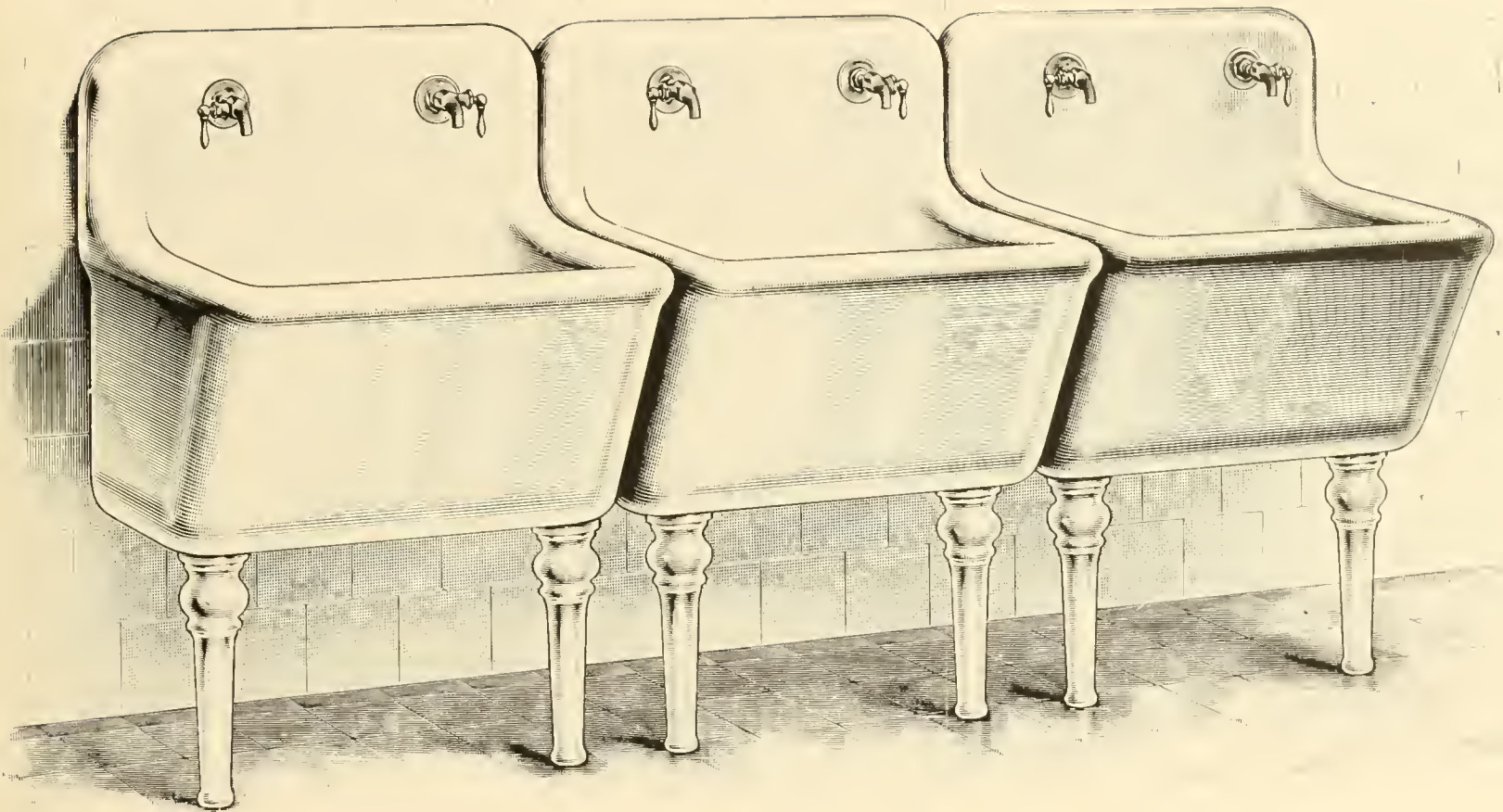
DIMENSIONS :

Length over all, 4 feet 2 inches; width, 24 inches; height of back, 6 inches; inside dimensions of sink, 17½ inches by 22 inches; laundry tub, 17½ inches by 22 inches.

	CLASS "A" \$60 00 (Foward)	CLASS "B" \$40 00 (Frown)	CLASS "C" \$36 00 (Frozen)
Price, sink and laundry tub only . . . . .			
If with bronzed iron legs and wall straps . . . . .			6 00 (Frugal)
If with galvanized iron legs and wall straps . . . . .			6 75 (Fruit)
If with nickel-plated plug with rubber stopper for laundry tub, and nickel-plated open strainer for kitchen sink, add . . . . .			3 00 (Fruitage)

This fixture is especially designed for the better grade of apartment buildings. Being in one piece, without joints, makes it one of the most sanitary fixtures of its kind ever placed in the market.

FOR SHIPPING WEIGHTS (APPROXIMATE) AND PACKING CHARGES, SEE LAST PAGE.



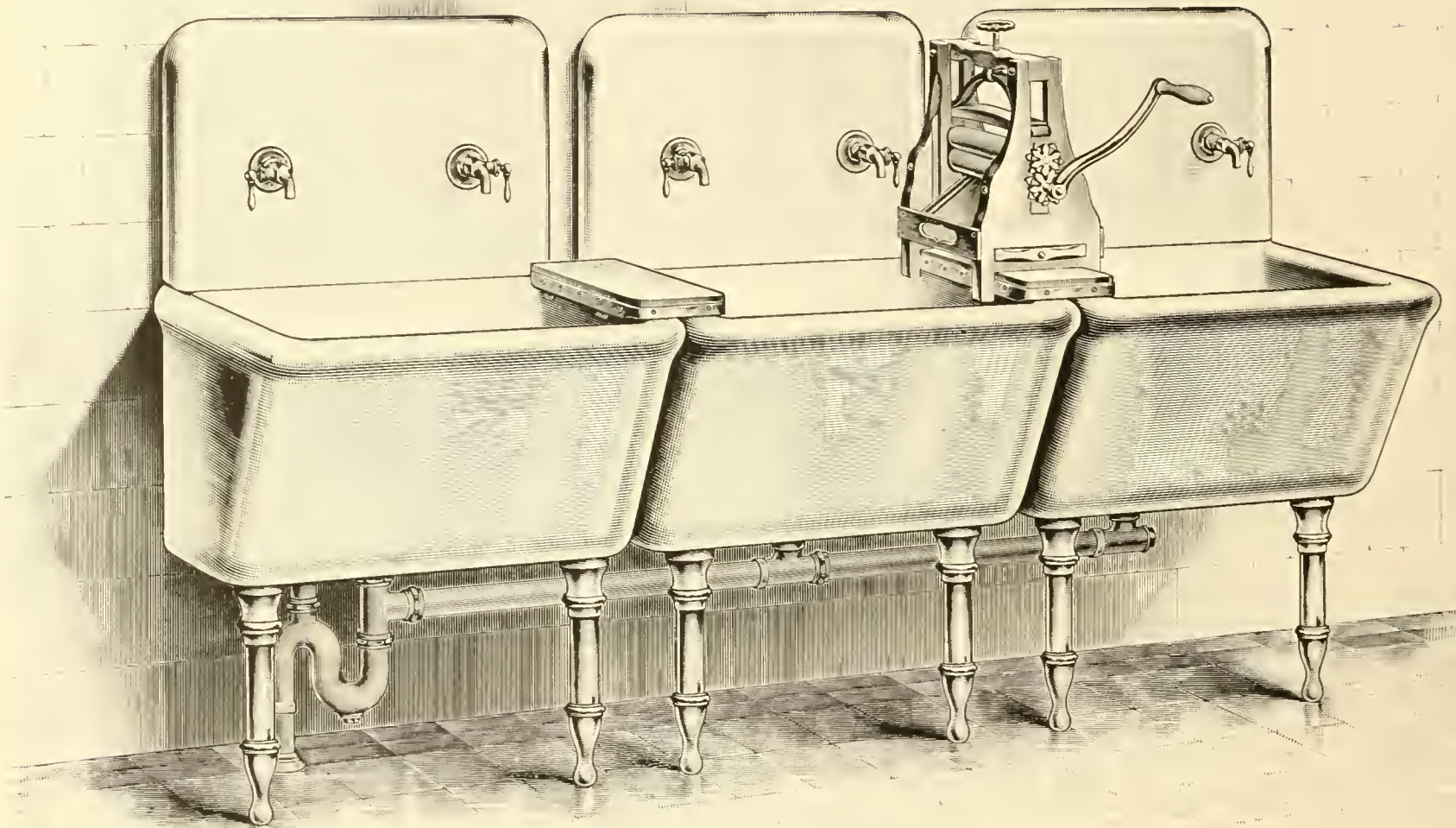
B-601

MONUMENT PORCELAIN LAUNDRY TUBS  
WITH INTEGRAL BACKS.

SIZE		CLASS "A"	CLASS "B"	CLASS "C"
26"	Price per tub (tub only) . . . . .	\$32 00 (Fob)	\$22 40 (Focal)	\$16 00 (Focus)
29"	" " " " " " . . . . .	36 00 (Fodder)	25 20 (Foe)	18 00 (Foeman)
36"	" " " " " " . . . . .	40 00 (Fog)	28 00 (Foggy)	20 00 (Foible)
	If with porcelain legs and adjustable straps to wall, add per pair . . . . .	9 00 (Foil)	6 30 (Foist)	
	If with bronzed iron legs and straps to wall, add per pair . . . . .			4 00 (Fold)
	If with galvanized iron legs and straps to wall, add per pair . . . . .			4 50 (Foliage)
	If with nickel-plated 1 1/2" plugs with coupling and tail piece, add each . . . . .			1 30 (Foliate)

FOR SHIPPING WEIGHTS (APPROXIMATE) AND PACKING CHARGES, SEE LAST PAGE.



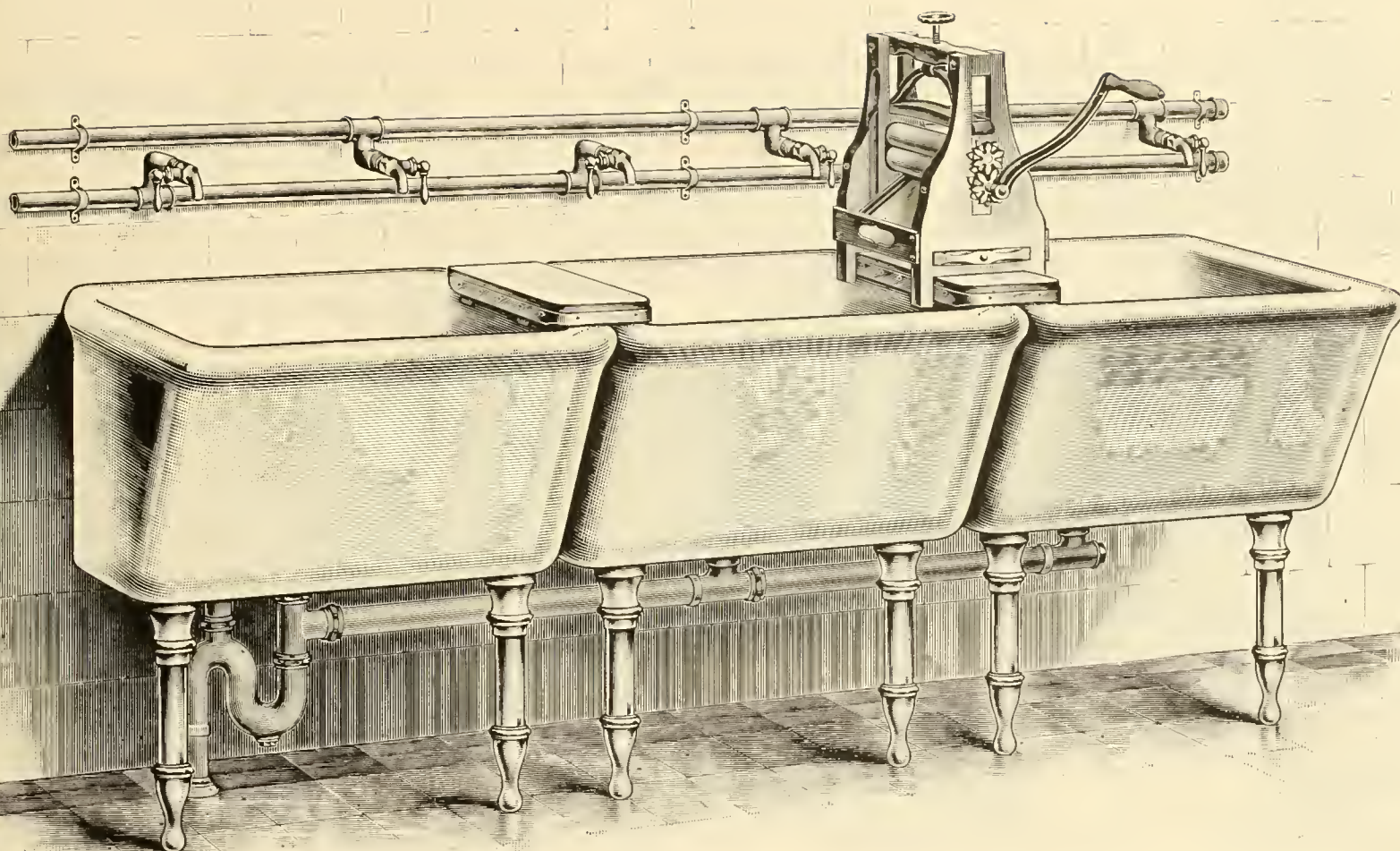


B-602

MONUMENT PORCELAIN  $\frac{3}{4}$  ROLL RIM LAUNDRY TUBS  
WITH LOOSE BACKS.

SIZE		CLASS "A"	CLASS "B"	CLASS "C"
24"	Price, each tub (tub only)	\$19 00	\$13 30	\$9 50
29"	" " " "	21 00	14 70	10 50
36"	" " " "	35 00	25 75	17 50
24"	wall backs, each, price	6 00	4 20	3 00
29"	" " " "	6 50	4 55	3 25
36"	" " " "	8 00	5 60	4 00
	Porcelain legs with wall straps, per pair	9 00	6 30	(Formalist)
	Bronzed iron legs with wall straps, per pair	4 00	(Forever)	
	Galvanized iron legs with wall straps, per pair	4 50	(Forestry)	
	Nickel-plated $1\frac{1}{2}$ " plugs with coupling and tail piece, each	1 30	(Fortit)	
	Wringer attachments, each	7 00	(Forge)	
			(Forger)	

FOR SHIPPING WEIGHTS (APPROXIMATE) AND PACKING CHARGES, SEE LAST PAGE.




B-605

MONUMENT PORCELAIN ALL ROLL RIM LAUNDRY TUBS

SIZE		CLASS "A"	CLASS "B"	CLASS "C"
24"	Price, each tub (tub only)	\$19 00 (Folio)	\$13 30 (Folk)	\$9 50 (Follicle)
29"	" " " "	21 00 (Follow)	14 70 (Follower)	10 50 (Folly)
36"	" " " "	35 00 (Foment)	25 75 (Fond)	17 50 (Fondle)
	If with porcelain legs and wall straps, add per pair	9 00 (Font)	6 30 (Fontal)	
	If with bronzed iron legs and wall straps, add per pair	4 00 (Food)		
	If with galvanized iron legs and wall straps, add per pair	4 50 (Fool)		
	Nickel-plated 1 1/2" plug with coupling and tail piece, each	1 30 (Footman)		
	Wringer bases, each	7 00 (Footpad)		
	Wringer, 11" x 2"	\$9 00 (Fop)	Wringer, 12" x 2"	\$10 00 (Foppery)

FOR SHIPPING WEIGHTS (APPROXIMATE) AND PACKING CHARGES, SEE LAST PAGE.





B-607

MONUMENT PORCELAIN ROLL RIM LAUNDRY TUBS

ARRANGED IN A BATTERY OF FOUR TUBS.

To stand free from wall.

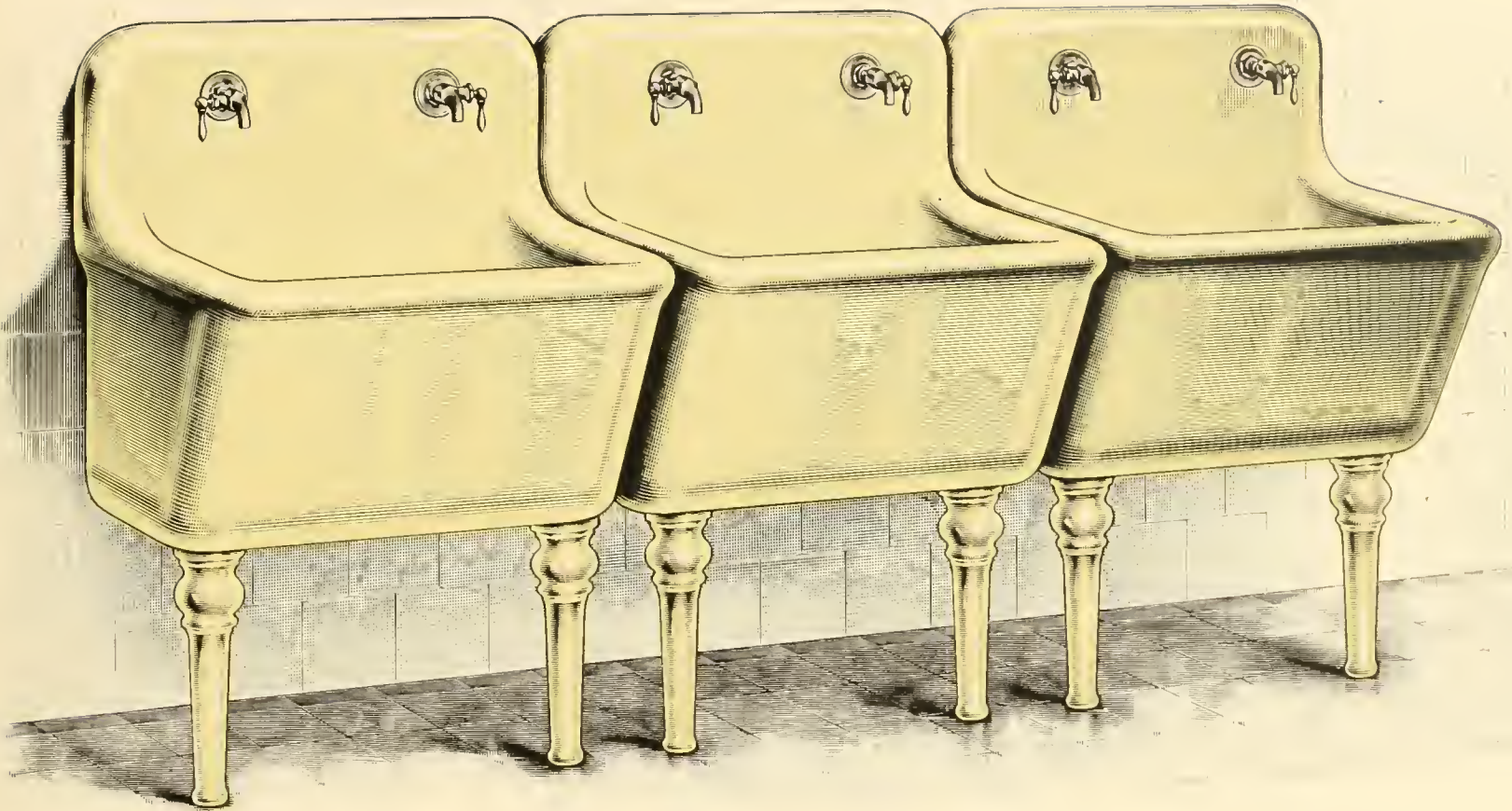
Size		CLASS "A"	CLASS "B"	CLASS "C"
24"	Price each tub (tub only) . . . . .	\$19 00 (Flexure)	\$13 30 (Flicker)	\$9 50 (Flier)
29"	" " " " " " . . . . .	21 00 (Flight)	14 70 (Flimsy)	10 50 (Flinch)
36"	" " " " " " . . . . .	35 00 (Fling)	25 75 (Flint)	17 50 (Flip)
	If with cast iron painted frame with vertical supply pipe support, as shown, no faucets or piping, add . . . . .			30 00 (Flog)
	If with wringer supports, add each . . . . .			7 00 (Floe)

Above can be arranged for six, eight or more tubs. Prices upon application.

For prices of plugs, overflows and continuous waste, see page 109.

FOR SHIPPING WEIGHTS (APPROXIMATE) AND PACKING CHARGES, SEE LAST PAGE.





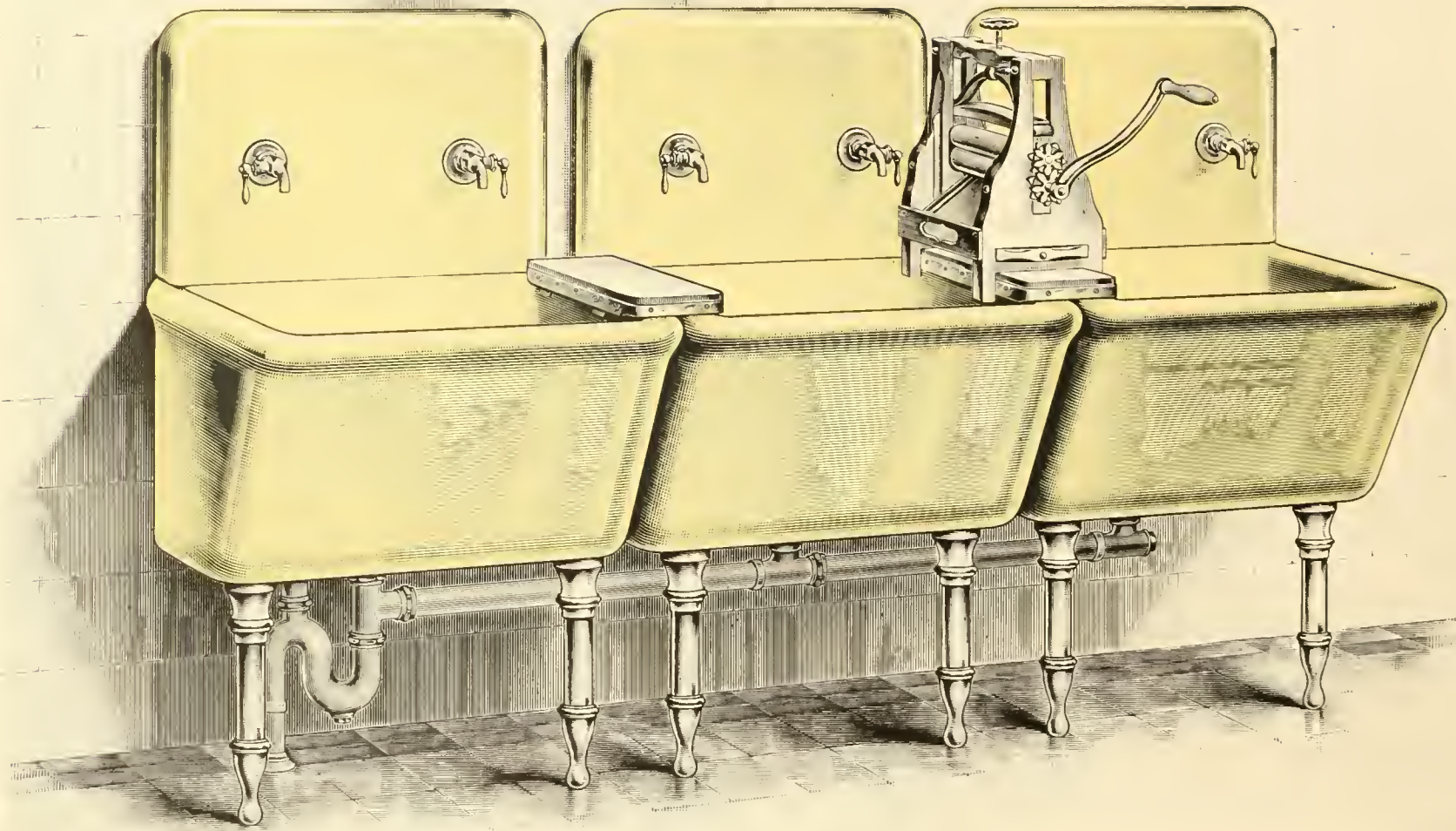
B-608

MONUMENT PORCELAIN COLUMBIAN WARE WASH TRAYS  
WITH BACKS INTEGRAL.

SIZE	Price, each tub (tub only)	\$19 50
26"	.....	(Formic)
29"	.....	21 50
	.....	(Formula)
36"	.....	24 00
	.....	(Forsake)
If with Columbian Porcelain legs and wall straps, add per pair		5 50
		(Fort)

For other trimmings, see B-602.

FOR SHIPPING WEIGHTS (APPROXIMATE) AND PACKING CHARGES, SEE LAST PAGE.



B-609


MONUMENT PORCELAIN COLUMBIAN WARE WASH TRAYS  
WITH LOOSE BACKS.

Size					
24''	Price, each tub (tub only)				\$11 50
29''	" " " "				(Fortify) 12 50
36''	" " " "				(Fortitude) 21 00
24''	wall backs, each, price				(Fortress) 3 50
29''	" " " "				(Fortune) 4 00
36''	" " " "				(Forum) 5 00
	If with Columbian Porcelain legs and wall straps, add per pair				(Fosse) 5 50
	If with bronzed iron legs and wall straps, add per pair				(Fossil) 4 00
	If with galvanized iron legs and wall straps, add per pair				(Foster) 4 50
	If with nickel-plated 1 1/2'' plugs for above, add each				(Fought) 1 30
					(Foundry)

For prices on continuous waste see B-620. For price on wringer and wringer supports, see B-605.

FOR SHIPPING WEIGHTS (APPROXIMATE) AND PACKING CHARGES, SEE LAST PAGE.





B-610

MONUMENT PORCELAIN ALL ROLL RIM COLUMBIAN WARE WASH TRAYS

SIZE	Price, each tub (tub only)		
24"	.....	\$11 50	(Fowler)
29"	.....	12 50	(Fox)
36"	.....	21 00	(Fracas)
If with Columbian Porcelain legs and wall straps, add per pair		5 50	(Fraction)
If with bronzed iron legs and wall straps, add per pair		4 00	(Fragile)
If with galvanized iron legs and wall straps, add per pair		4 50	(Franc)
If with nickel-plated 1½" plug for above, add each		1 30	(Frantic)

For prices on continuous waste, see B-620. For price on wringer and wringer supports, see B-605.

FOR SHIPPING WEIGHTS (APPROXIMATE) AND PACKING CHARGES, SEE LAST PAGE.





B-611

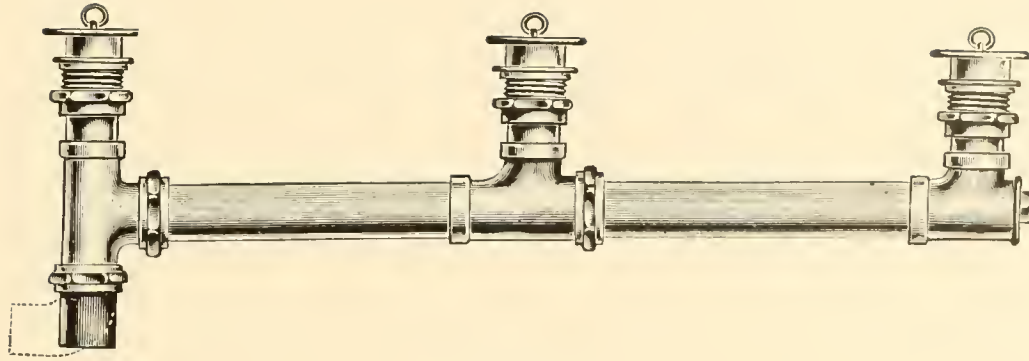
MONUMENT PORCELAIN FLAT RIM LAUNDRY TUBS

GLAZED WHITE INSIDE AND BUFF COLOR OUTSIDE.

SIZE	Price, each tub (tub only)	ONE TUB	TWO TUBS	CLASS "A"	CLASS "B"
24"	.....	.....	.....	\$14 00 (Fraud)	\$9 80 (Fray)
27"	.....	.....	.....	15 00 (Freak)	10 50 (Freckle)
29"	.....	.....	.....	16 00 (Frenzy)	11 20 (Frequent)
Galvanized iron legs	.....	\$3 00 (Fresco)	\$4 50 (Ffiar)	\$6 00 (Friend)	\$7 50 (Ftize)
Wood frames	.....	1 50 (Frigate)	3 00 (Frigid)	4 50 (Ffill)	6 00 (Frizz)
Wood covers and hinges	.....	2 00 (Flock)	4 00 (Frolie)	6 00 (Frost)	8 00 (Frounce)

For prices of plugs and overflow strainers, see page 109.


FOR SHIPPING WEIGHTS (APPROXIMATE) AND PACKING CHARGES, SEE LAST PAGE.



B-620

BRASS CONTINUOUS WASTE FOR LAUNDRY TUBS WITH PLUGS

	ROUGH BRASS NICKEL-PLATED	NICKEL-PLATED POLISHED BRASS
Brass continuous waste with plugs for two tubs . . . . .	\$6 50 (Foppish)	\$10 00 (Forage)
“ “ “ “ “ three tubs . . . . .	10 00 (Foramen)	15 50 (Foray)
1 1/2" cast brass trap with vent to wall . . . . .	4 50 (Forbade)	5 50 (Forbear)
2" cast brass trap with vent to wall . . . . .	8 00 (Forbid)	9 50 (Force)



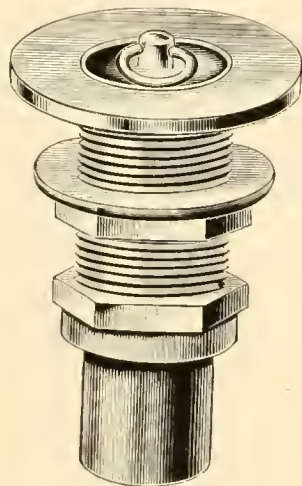
B-621  
Top View.



B-622  
Bottom View.

WRINGER ATTACHMENTS FOR MONUMENT PORCELAIN LAUNDRY TUBS  
WITH BRASS BAND AND LONG BOLTS FOR FASTENING TO TUBS.


Price, each . . . . . \$7 00  
(Fruition)



B-623

PLUG FOR PORCELAIN LAUNDRY TUB


Price, each, 1 1/2" nickel-plated . . . . . \$1 30  
(Frush)




B-624

OVERFLOWS FOR LAUNDRY TUB

Price, each, nickel-plated . . . . . \$1 30  
(Frustrate)



B-630



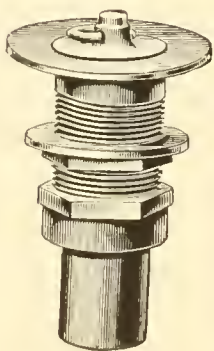
B-631

NICKEL-PLATED BRASS STANDING OVER-  
FLOW AND WASTE  
FOR PORCELAIN PANTRY SINK.

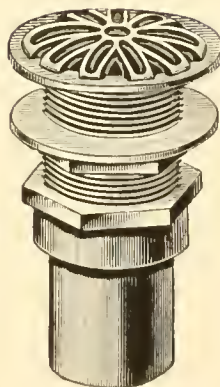
NICKEL-PLATED PANTRY SINK OVER-  
FLOW GRATE AND COUPLING

Price, each . . . . . \$5 50  
(Fungus)

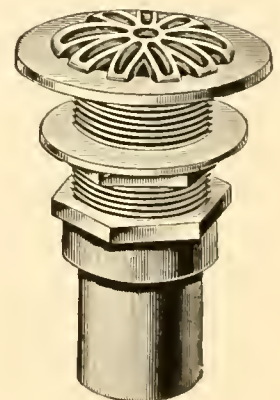
Price, each . . . . . \$1 50  
(Funnel)



B-632



B-633



B-634

NICKEL-PLATED PLUG  
FOR PANTRY SINK WITH RUBBER  
STOPPER.

NICKEL-PLATED STRAINER  
FOR PORCELAIN SLOP SINK.

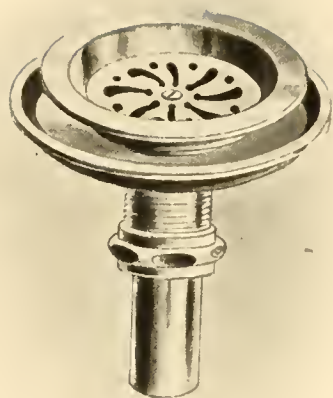
NICKEL-PLATED STRAINER  
FOR PORCELAIN KITCHEN SINK.

Price, each . . . . . \$1 30  
(Furcate)

With 3" coupling, price, each . . . \$4 00  
(Furious)

Price, 1 1/2" . . . . . \$2 00  
(Furl)  
Price, 2" . . . . . 2 50  
(Furlong)

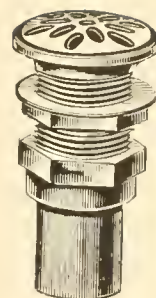




B-635

NICKEL-PLATED CUP AND STRAINER  
FOR PORCELAIN DRINKING FOUNTAIN.

Price, each . . . . . \$3 00  
(Furlough)



B-636

NICKEL-PLATED STRAINER  
FOR PORCELAIN DRINKING FOUNTAIN.

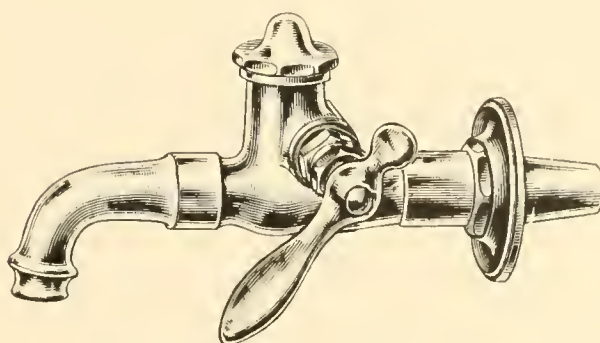
Price, each . . . . . \$2 00  
(Furnace)



B-637

NICKEL-PLATED CUP-HOLDER  
FOR PORCELAIN DRINKING FOUNTAIN.


Price, each . . . . . \$2 50  
(Furnace)



B-638

NICKEL-PLATED SELF-CLOSING FAUCETS  
FOR PORCELAIN DRINKING FOUNTAIN.


Price, each . . . . . \$3 25  
(Furnace)



B-639

NICKEL-PLATED SELF-CLOSING FAUCET  
FOR PORCELAIN DRINKING FOUNTAIN.

Price, each . . . . . \$3 25  
(Furnace)



B-640

NICKEL-PLATED SELF-CLOSING FAUCET  
FOR PORCELAIN DRINKING FOUNTAIN.

Price, each . . . . . \$2 25  
(Furnace)



B-641

NICKEL-PLATED COMPRESSION COMBINATION SUPPLY AND WASTE FIXTURE  
FOR PORCELAIN LAVATORIES.

With porcelain discs on handles marked "Hot," "Cold," and "Waste" . . . . . \$16.00  
(Fustian)



B-642

NICKEL-PLATED COMPRESSION COMBINATION SUPPLY AND WASTE FIXTURE  
FOR PORCELAIN LAVATORIES.

With porcelain handles on waste and supply valves . . . . . \$18.00  
(Fustian)



B-643

NICKEL-PLATED COMBINATION SUPPLY AND WASTE FIXTURE  
FOR PORCELAIN LAVATORY.

With Fuller valves and porcelain handles, price, each . . . . . \$18 00  
(Fustic)



B-644

NICKEL-PLATED COMBINATION SUPPLY AND WASTE FIXTURE  
FOR PORCELAIN LAVATORY.

With Fuller valves and porcelain handles, price, each . . . . . \$16 50  
(Futile)



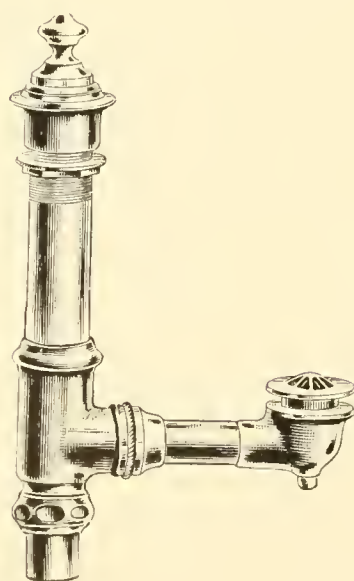


B-645

NICKEL-PLATED COMPRESSION COMBINATION SUPPLY AND WASTE FIXTURE  
FOR PORCELAIN LAVATORY.

With china handles, price, each . . . . .

\$16 50  
(Future)

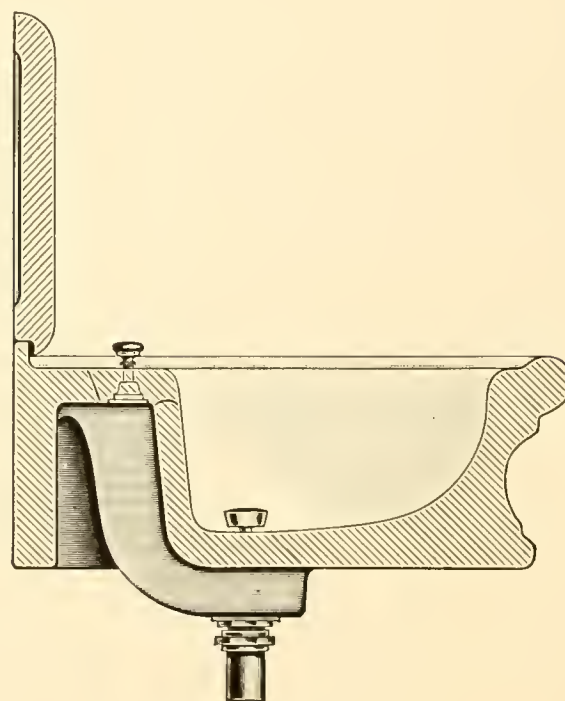


B-646

NICKEL-PLATED IDEAL WASTE  
FOR PORCELAIN LAVATORY.

Price, each . . . . .

\$6 00  
(Gabble)

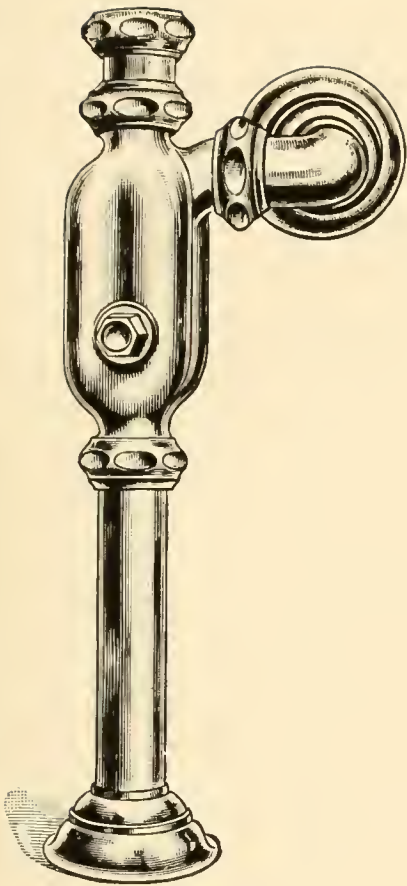


B-647

NICKEL-PLATED CENTURY BASIN WASTE  
FOR PATENT OVERFLOW LAVATORIES.

Price, each . . . . .

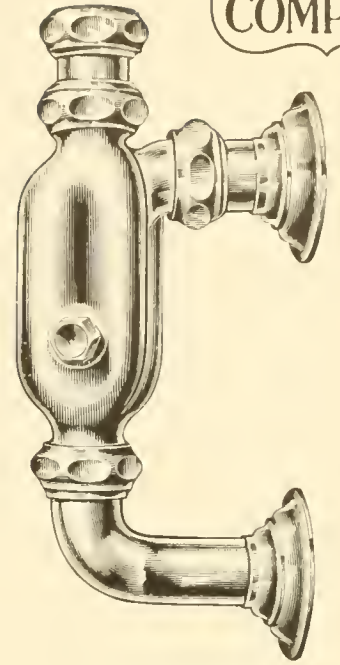
\$4 00  
(Gabion)



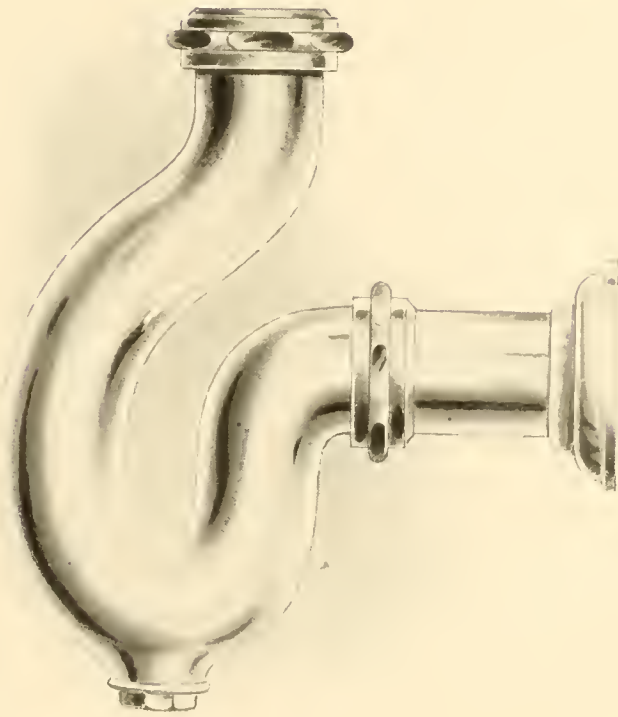
B-648

No. 0 CAST BRASS TRAPS

Price, each . . . . . \$4 00  
(Gaitic)



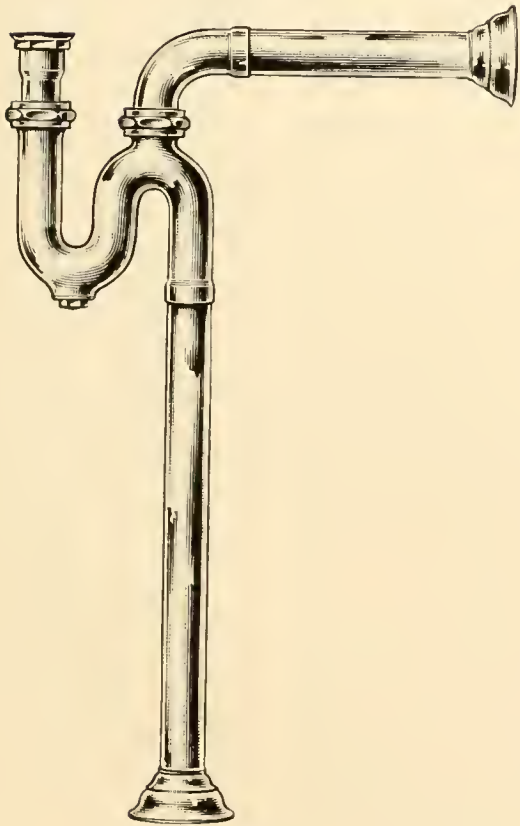
B-649



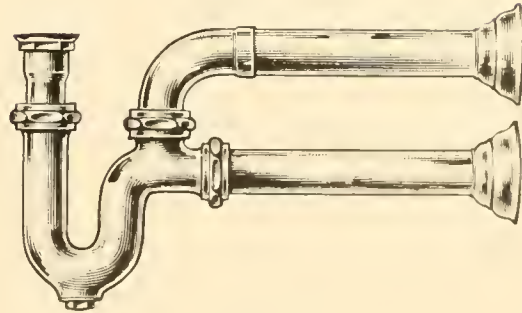
B-650

NICKEL-PLATED OFFSET  $\frac{1}{2}$  S TRAP

Price, each . . . . . \$4 00  
(Gaitic)




B-651



B-652

NICKEL-PLATED REGULAR CAST BRASS TRAPS

Price, each . . . . .  $\frac{1\frac{1}{4}}{\$3 00}$  (Gaitic)  $\frac{1\frac{1}{2}}{\$4 00}$  (Gaitic)

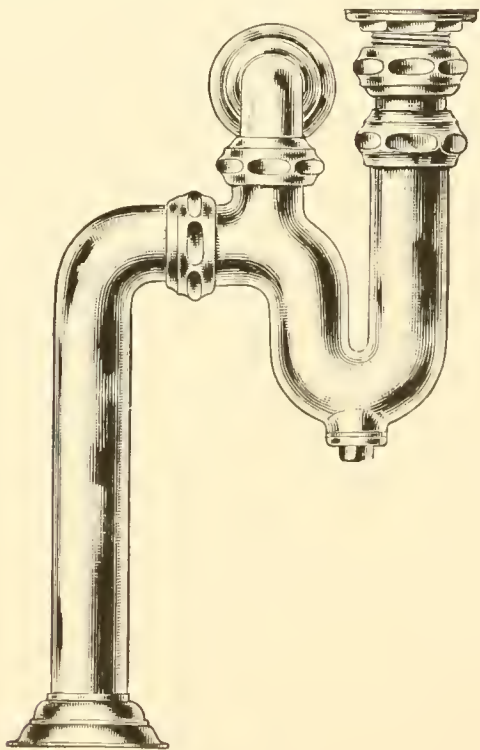


B 653


ENAMELED IRON GREASE TRAP  
FOR KITCHEN SINK.

With polished brass trimmings . . . . .	WITH 1½" TRAP 8" X 8" X 9" DEEP	WITH 2" TRAP 12" X 16" X 14" DEEP
With nickel-plated brass trimmings . . . . .	\$12 00	\$20 00
If enameled outside also, add . . . . .	(Gaiter)	(Gala)
	13 00	22 00
	(Galaxy)	(Galot)
	3 00	
If with 2" trap on 8" x 8" size, add . . . . .	(Gallipot)	
	2 50	
	(Gallant)	

NOTE.—Measurements given are outside.



B-654



B-655

CAST BRASS SINK TRAPS

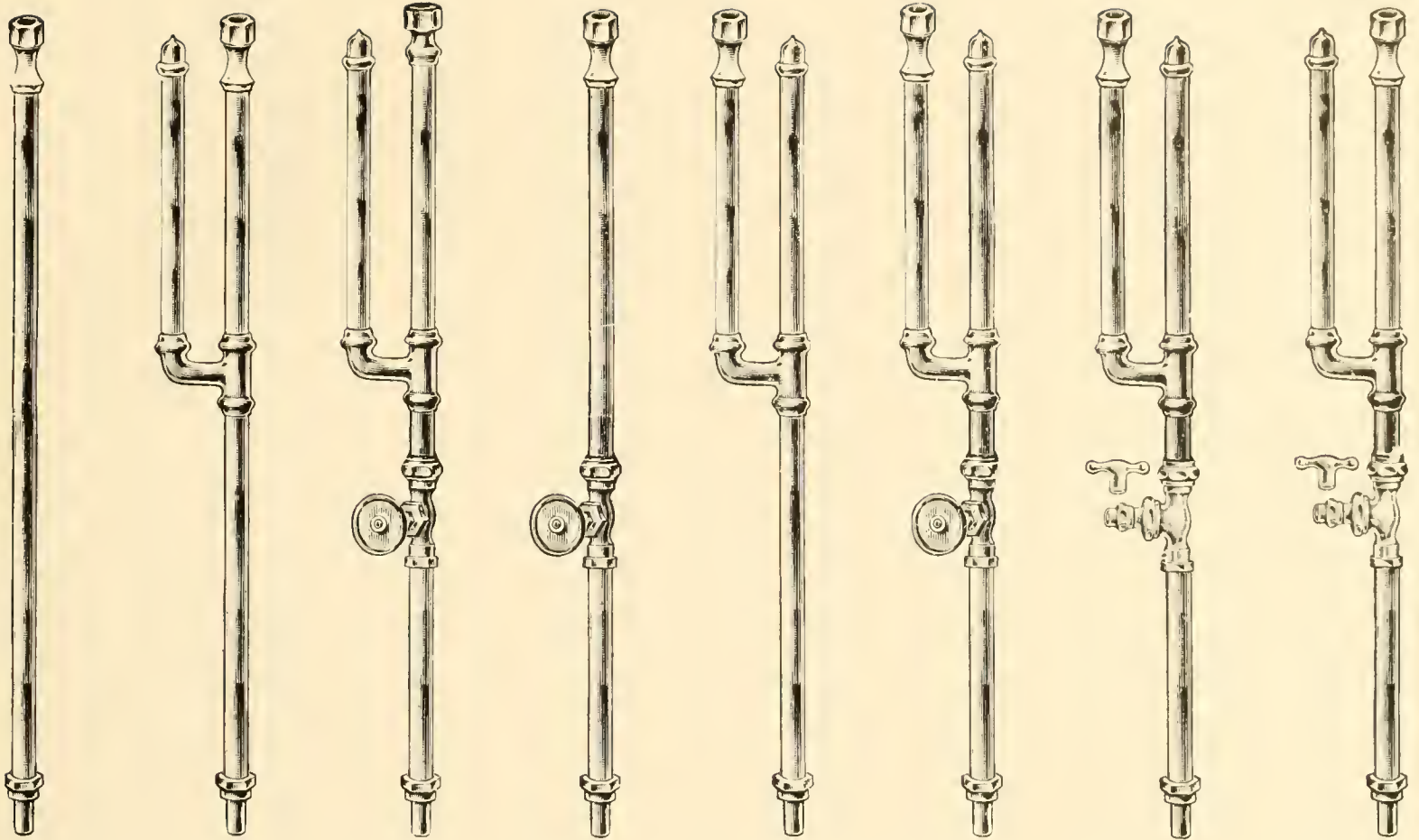
2" polished brass . . . . .	\$6 25	Polished brass . . . . .	\$16 00
2" nickel-plated . . . . .	(Galleon)	Nickel-plated . . . . .	(Gallery)
	6 65		18 00
	(Gimp)		(Gallie)

Can be furnished with waste to wall.

Dimensions: Height, 10"; diameter, 5"; inlet, outlet and vent couplings are 2".

When ordering, state kind and style of sink traps are to be used with.

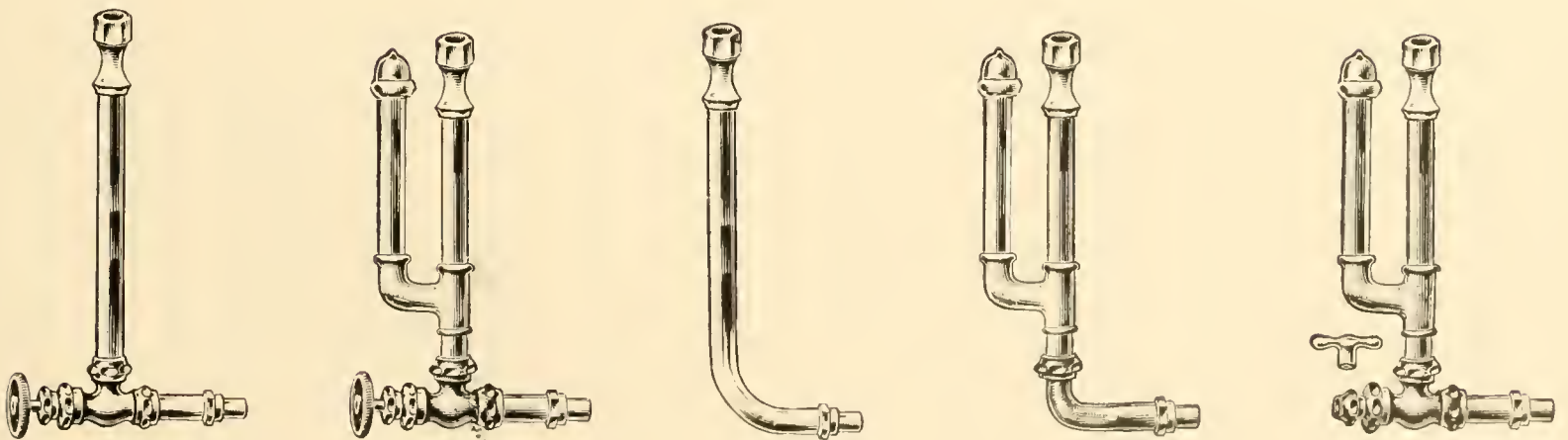




B-656    B-657    B-658    B-659    B-660    B-661    B-662    B-663


LAVATORY SUPPLY PIPES  $\frac{3}{8}$ " IRON PIPE SIZE  
WITH SLIP JOINT WITH RUBBER GASKET AND FLOOR FLANGES.

Nickel-plated, price, each . . .	B-656 \$1 50 (Gallon)	B-657 \$2 00 (Gallop)	B-658 \$3 00 (Gall)	B-659 \$2 25 (Gamble)	B-660 \$2 00 (Game)	B-661 \$3 00 (Gammou)	B-662 \$2 75 (Gamut)	B-663 \$2 75 (Gander)
----------------------------------	-----------------------------	-----------------------------	---------------------------	-----------------------------	---------------------------	-----------------------------	----------------------------	-----------------------------



B-664    B-665    B-666    B-667    B-668


Nickel-plated, price, each . . . . .	B-664 \$2 25 (Galoche)	B-665 \$2 75 (Gang)	B-666 \$1 25 (Gangrene)	B-667 \$2 00 (Gaul)	B-668 \$2 75 (Ganglion)
--------------------------------------	------------------------------	---------------------------	-------------------------------	---------------------------	-------------------------------



B-669

No. 0 NICKEL-PLATED FULLER BASIN FAUCET


Price, each . . . . . \$1 50  
(Gape)



B-670

No. 6 NICKEL-PLATED FULLER BASIN FAUCET


Price, each . . . . . \$3 00  
(Garb)



B-671

No. 10 NICKEL-PLATED FULLER BASIN FAUCET


Price, each . . . . . \$3 50  
(Garden)



B-672

No. 12 NICKEL-PLATED FULLER BASIN FAUCET


Price, each . . . . . \$3 50  
(Gargle)



B-673

No. 15 NICKEL-PLATED FULLER BASIN FAUCET

Price, each . . . . . \$3 00  
(Garland)




B-674

No. 16 NICKEL-PLATED FULLER BASIN FAUCET

Price, each . . . . . \$3 50  
(Gartic)






B-675

NICKEL-PLATED GIELOW  
SELF-CLOSING BASIN  
FAUCET


Price, each . . . . . \$2 60  
(Garment)



B-676

NICKEL-PLATED DOHERTY  
SELF-CLOSING BASIN  
FAUCET


Price, each . . . . . \$2 75  
(Garnet)



B-677

NICKEL-PLATED BOSTON  
SELF-CLOSING BASIN  
FAUCET

Price, each . . . . . \$2 50  
(Garnish)

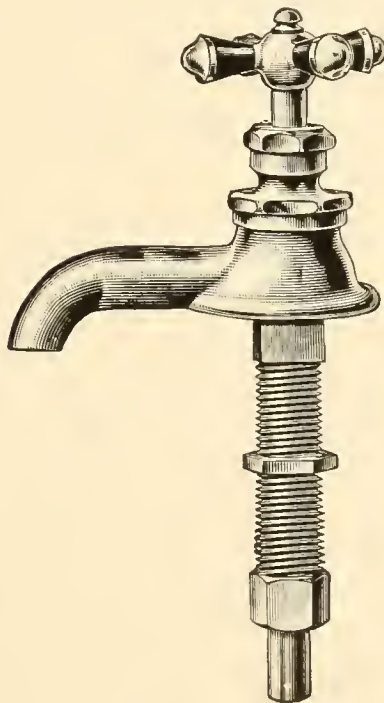


B-678

NICKEL-PLATED DUPONT  
SELF-CLOSING BASIN  
FAUCET

Price, each . . . . . \$2 50  
(Garrote)

The Dupont closes with the pressure.

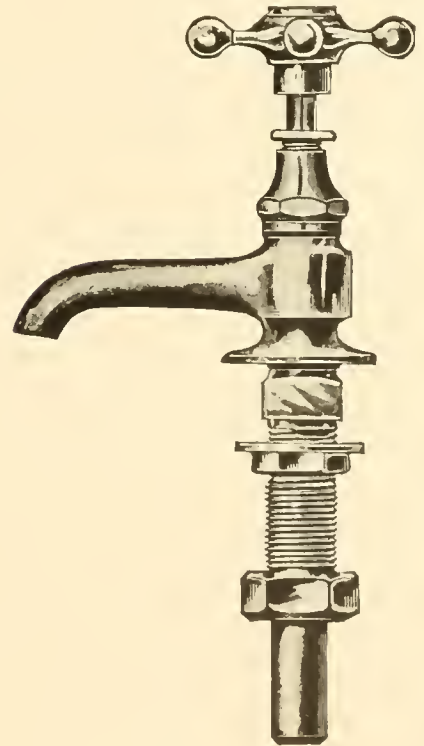


B-679

NICKEL-PLATED COMPRES-  
SION LOW DOWN BASIN  
FAUCET

WITH EBONY OR CHINA HANDLES.

Price, each . . . . . \$2 75  
(Garrulous)



B-680

NICKEL-PLATED COMPRES-  
SION LOW DOWN BASIN  
FAUCET

WITH CHINA DISCS MARKED  
"HOT" OR "COLD."

Price, each . . . . . \$2 50  
(Garret)





B-681  
(Ginger)



B-682  
(Gingham)



B-683  
(Gipsy)



B-684  
(Giraffe)

MONUMENT PORCELAIN LEGS  
FOR ENAMELED IRON BATH TUBS.

Price, per set of four . . . . . \$4 00

BOXING AND PACKING  
NET AT THE FOLLOWING RATES:

Bath tubs, \$3.00. An allowance of \$2.00 will be made if bath crates are returned in good order, freight prepaid.

75 cents net for boxing and packing the following articles:

- Kitchen sinks with backs and drain board integral.
- Kitchen and rinsing sinks.
- Double lavatories.
- Combination lavatories and sinks.
- Combination sinks and laundry tubs.
- Urinal stalls with ornamental moulding.

50 cents net for boxing and packing the following articles:

- Seat baths.
- Shower baths.
- Drain board pantry sinks.
- High back laundry tubs.
- High back kitchen sinks.
- 42'' and 48'' kitchen sinks.
- 33'' to 48'' lavatories.
- 33'' and 37'' oval lavatories.
- 36'' laundry tubs.
- Large corner lavatories.
- Pennington lavatories.

35 cents net for boxing and packing the following articles:

- Laundry tubs not specified above.
- 24'', 30'' and 36'' kitchen sinks.
- Slop sinks.
- Small corner lavatories.
- Terminal lavatories.
- Car lavatories.
- Foot baths.
- 24'' to 30'' pantry sinks.
- Lavatories not specified above.

25 cents net for boxing and packing the following articles:

- Drinking fountains.
- Traps.
- 20'' pantry sinks.
- Pedestals.

20 cents net for boxing and packing the following articles:

- Wall backs of all kinds.
- Laundry tub legs, per pair.
- Sink and lavatory legs, per pair.

Where two or more wall backs or two or more porcelain legs are packed in one box, 15 cents each net.

## APPROXIMATE SHIPPING WEIGHTS.

### FOR ESTIMATING FREIGHT.

BATH TUBS.		NET WEIGHT. POUNDS.	GROSS WEIGHT. POUNDS.	LAVATORIES—(Continued).		NET WEIGHT. POUNDS.	GROSS WEIGHT. POUNDS.
French baths for legs, light weight, 4' 6''		375	525	Pedestals		40	55
“ “ “ “ “ 4' 10''		460	610	“The Pennington”		160	210
“ “ “ “ “ 5' 4''		525	675	“The Dearborn,” 30''		125	150
“ “ on base, “ “ 4' 6''		425	575	“ “ 33''		160	185
“ “ “ “ “ 4' 10''		510	660	Wall backs		45	60
“ “ “ “ “ 5' 4''		575	725	“The Bellevue,” 42''		140	170
“ and Roman baths for legs, 4' 6''		550	700	“ “ 48''		160	195
“ “ “ “ “ 5'		630	780	“The Astoria”		285	325
“ “ “ “ “ 5' 6''		730	880	“The Lucerne”		75	110
“ “ “ “ “ 6'		800	950	“The Delaware”		90	115
“ “ “ “ on base, 4' 6''		615	750	“The Belvidere,” 25''		75	100
“ “ “ “ “ 5'		650	800	“ “ 27''		110	135
“ “ “ “ “ 5' 6''		700	850	“ “ 30''		110	135
“ “ “ “ “ 6'		750	900	25'' x 22'' lavatory		95	120
“ “ “ “ B-404, B-405 and B-410, 5'		730	880	27'' x 22'' “		115	140
“ “ “ “ B-404, B-405 and B-410, 5' 6''		815	965	30'' x 22'' “		135	160
“ “ “ “ B-404, B-405 and B-410, 6'		900	1050	Wall backs, 25''		25	35
“ baths on base, B-406, 5'		730	880	“ “ 27''		30	40
“ “ “ “ B-406, 5' 6''		800	950	“ “ 30''		30	40
Corner and recess baths, B-411 and B-412, 5'		800	950	“The Pullman”		100	130
“ “ “ “ B-411 and B-412, 5' 6''		875	1025	“The Terminal”		115	140
“ “ “ “ B-411 and B-412, 6'		950	1100	“The Clifton”		100	125
Seat bath for legs		190	230	“The Princeton”		125	150
“ “ on base		235	280	“The Cornova,” small size		95	120
Foot baths		150	200	“ “ large “		130	160
Shower baths, 36''		250	300	“The Car”		95	120
“ “ 42''		335	385	“The Norfolk”		70	90
LAVATORIES.				“The Neva”		75	90
Oval and square for pedestal or legs, 33''		100	140	“The Huron”		75	90
“ “ “ “ “ 37''		140	170	“The Surgeons”		170	200
				“The Algonquin”		150	180
				“The Combination Sink and Lavatory”		290	350



## APPROXIMATE SHIPPING WEIGHTS.

### FOR ESTIMATING FREIGHT.

MISCELLANEOUS.	NET WEIGHT. POUNDS.	GROSS WEIGHT. POUNDS.	KITCHEN SINKS—(Continued).	NET WEIGHT. POUNDS.	GROSS WEIGHT. POUNDS.
Oval tables and pedestals . . . . .	70	95	Flat rim, 30" . . . . .	115	130
Round tables and pedestals . . . . .	95	125	"    "    36" . . . . .	120	145
Urinal stalls, plain . . . . .	230	350	"    "    42" . . . . .	215	250
Urinal stalls, ornamental moulding . . . . .	400	475	"    "    48" . . . . .	235	265
SLOP SINKS.			PANTRY SINKS.		
Clinic . . . . .	65	85	Flat rim, 20" . . . . .	60	75
Flushing rim . . . . .	130	160	"    "    24" . . . . .	85	100
Flat rim, 20" . . . . .	105	130	"    "    28" . . . . .	105	120
"    "    22" . . . . .	125	150	"    "    30" . . . . .	115	130
"    "    24" . . . . .	150	175	DRINKING FOUNTAINS.		
$\frac{3}{4}$ and all roll rim, 20" . . . . .	120	145	Shell, single . . . . .	50	70
"    "    "    "    "    22" . . . . .	140	165	"    double . . . . .	90	115
"    "    "    "    "    24" . . . . .	160	180	Single flat . . . . .	50	70
Integral back, 20" . . . . .	140	170	"    "    B-583 . . . . .	75	95
"    "    22" . . . . .	160	190	Double flat, B-584 . . . . .	95	115
"    "    24" . . . . .	180	210	Triple " . . . . .	125	150
Slop sink traps . . . . .	30	40	LAUNDRY TUBS.		
KITCHEN SINKS.			Combination kitchen sink and laundry tub . . . . .	400	500
Integral back and drain-board sink . . . . .	500	600	Integral back laundry tub, 26" . . . . .	260	310
Kitchen and rinsing sink . . . . .	500	600	"    "    "    "    29" . . . . .	290	340
Integral back, 30" . . . . .	140	210	"    "    "    "    36" . . . . .	325	375
"    "    36" . . . . .	215	255	$\frac{3}{4}$ and all roll rim, 24" . . . . .	200	240
"    "    42" . . . . .	260	300	"    "    "    "    29" . . . . .	225	265
$\frac{3}{4}$ and all roll rim, 24" . . . . .	90	110	"    "    "    "    36" . . . . .	280	320
"    "    "    "    30" . . . . .	130	150	Flat rim, 24" . . . . .	150	200
"    "    "    "    36" . . . . .	195	225	"    "    27" . . . . .	200	240
"    "    "    "    42" . . . . .	225	255	"    "    29" . . . . .	215	255
"    "    "    "    48" . . . . .	245	275			





AUG 2 1905










LIBRARY OF CONGRESS



0 021 218 290 4