

# November 2020 Wikimedia movement metrics

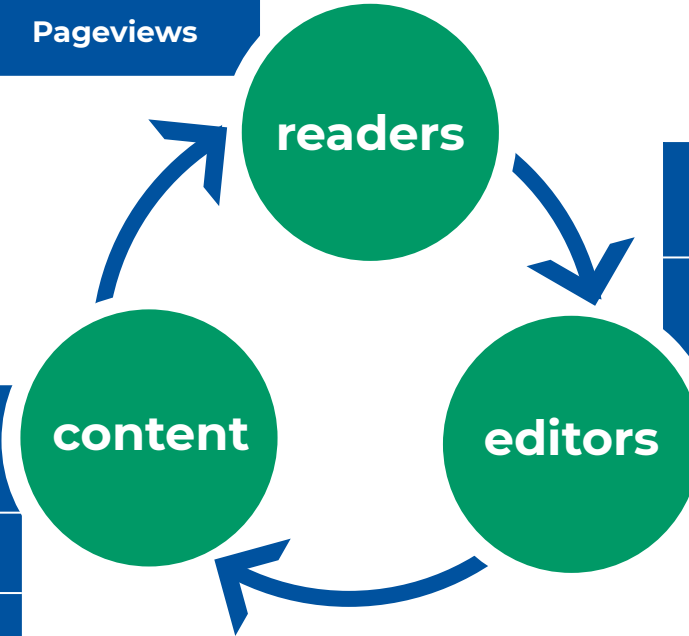


**WIKIMEDIA**  
FOUNDATION

# November 2020 Product Metrics

November Actuals	YoY (%)	
<b>20.1B</b>	<b>11.1%</b>	<b>Interactions</b>
17.9B	<b>10.5%</b>	<b>Pageviews</b>

	November Actuals	YoY (%)
<b>Active Editors</b>	<b>91,800</b>	<b>6.9%</b>
<b>New Editor Retention</b>	<b>7.7%</b>	<b>0.1%</b>



November Actuals	YoY (%)	
<b>266.0M</b>	<b>17.5%</b>	<b>Total Content</b>
56.1M	<b>7.9%</b>	<b>Wikipedia</b>
92.3 M	<b>32.4%</b>	<b>Wikidata</b>

Explore [Edits Metrics](#), [Readers Metrics](#) and [Editors Metrics](#) in Superset. For metric definitions, see the [Product data dictionary](#).

# November 2020 Product Metrics

Content		
		YoY
<b>Total content</b>	266.0 M	17.5%
<b>Net new content</b>	2.6 M	-44.5%
— Established Markets	1.9 M	-0.6%
— Emerging Markets	0.5 M	24.0%
<b>Non-Wikidata net new content</b>	1.9 M	84.0%
<b>Total edits</b>	40.3 M	-14.2%
— Established Markets	21.1 M	-12.8%
— Emerging Markets	2.8M	-34.7%
<b>Anonymous edits</b>	2.2 M	2.4%

Readers		
		YoY
<b>Interactions</b>	20.1 B	11.1%
— Established Markets	15.3 B	9.5%
— Emerging Markets	4.8B	17.0%
<b>Unique devices (all Wikipedias)</b>	1.7 B	2.0%

Editors		
		YoY
<b>Active editors</b>	91,800	6.9%
— Established Markets	73,800	2.3%
— Emerging Markets	22,200	7.2%
<b>New editor retention</b>	7.7%	0.1%
— Established Markets	9.6%	— <sup>1</sup>
— Emerging Markets	5.0%	— <sup>1</sup>

<sup>1</sup> Editor location data is deleted after 90 days, so it is not possible to calculate trends from before the metric was established. Trends started to accumulate in Dec 2019.

Explore [Edits Metrics](#), [Readers Metrics](#) and [Editors Metrics](#) in Superset. For metric definitions, see the [Product data dictionary](#).

# November 2020 Product Metrics: Readers

		YoY
<b>Interactions</b>	20.1 B	11.1%
—Pageviews <sup>1</sup>	17.9 B	10.5%
—Desktop	7.4 B	15.1%
—Mobile web	10.3 B	7.3%
—Desktop previews	2.2 B	15.9%
<b>Unique devices (all Wikipedias)</b>	1.7 B	2.0%

## Notes

<sup>1</sup> On 29 April 2020, Analytics Engineering implemented new bot detection to identify previously-unidentified bots as “automated” agents. For consistency in reporting with prior years’ metrics, we will include “automated” agents in our high-level reporting through the end of FY20-21. See [Wikitech](#) for details about bot detection.

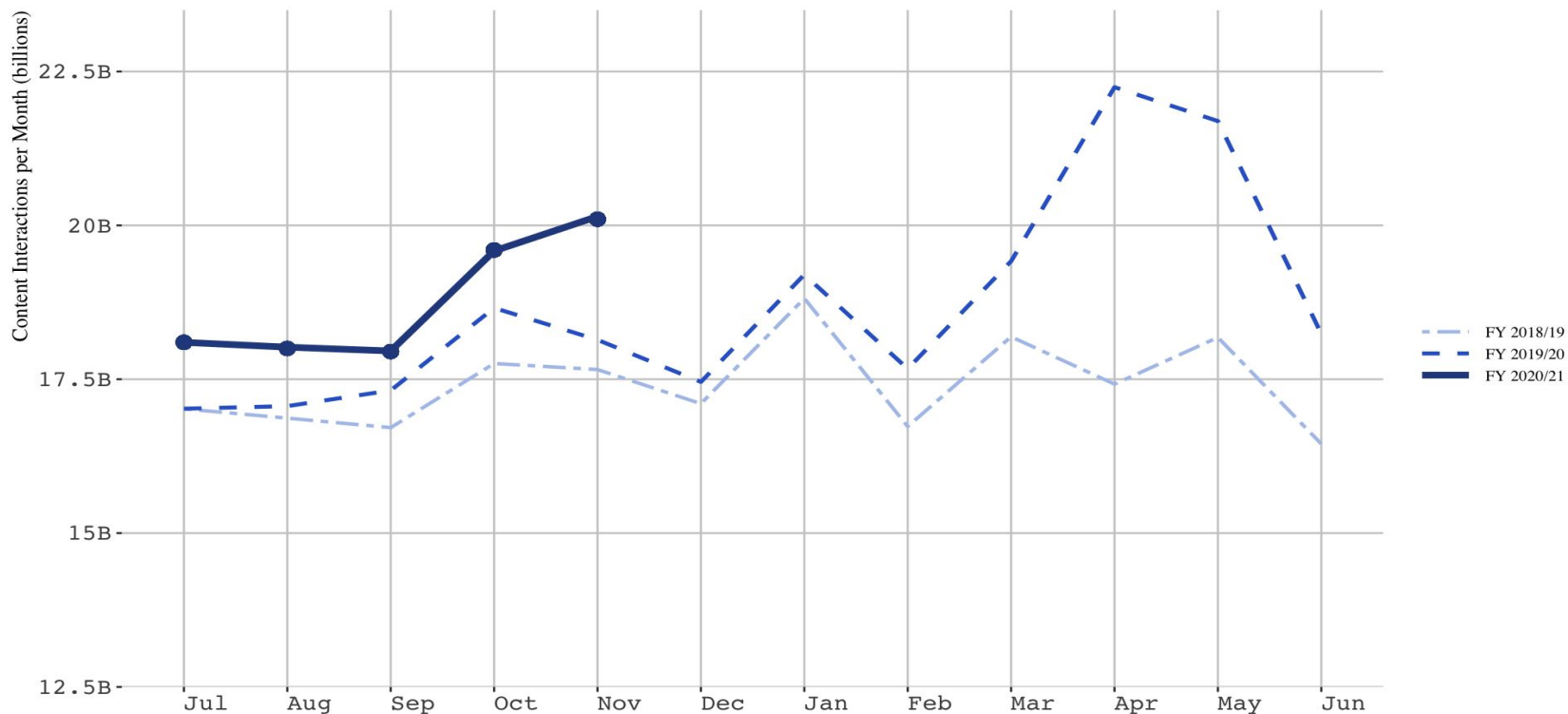
In November, 2020, 4.9% of pageviews were “automated”. There were 17.0B “user”-only pageviews.

## Key trends

- YoY increase in total pageviews and content interactions persisted in November.
- The increase in pageviews was driven by an overall 11% YoY increase in English and Spanish Wikipedia, from external search engine and internal referral.
- The desktop previews continued to grow YoY. The growth was most prominent in English, Germany and Japanese Wikipedia.
- Consistent with the spikes we saw in overall traffic, unique devices increased YoY across countries.

Explore [Readers Metrics in Superset](#). For metric definitions, see the [Product data dictionary](#).

# Wikimedia Content Interaction year-over-year comparison July 2018 - November 2020



Explore [Readers Metrics in Superset](#). For metric definitions, see the [Product data dictionary](#).

# November 2020 Product Metrics: Editors

		YoY
<b>Active editors</b>	91,800	6.9%
—New	18,600	10.8%
—Returning	73,200	6.0%
<b>New editor retention</b>	7.7%	0.1%

## Key trends

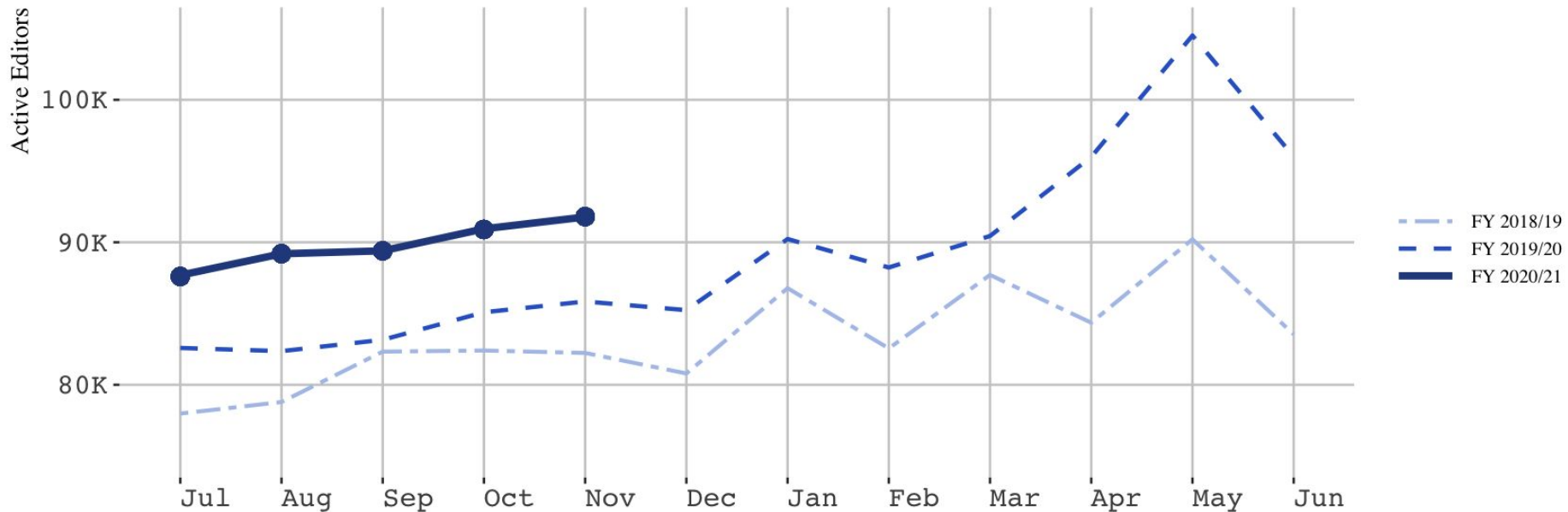
- Overall active editors continued its growth in November, with a 6.9% YoY increase.
- The clearest growth in new active editors was happening at pt.wiki, fa.wiki, Commons and Wikidata.
- Steady growth in returning active editors seems to be taking place in Commons, wikidata, pt.wiki, and fa.wiki from users registered between 30 to 90 days
- New editor retention was slightly higher in November, the growth was mainly from French, Germany, Arabic Wikipedia and Commons.

Explore [Editors Metrics in Superset](#). For metric definitions, see the [Product data dictionary](#).

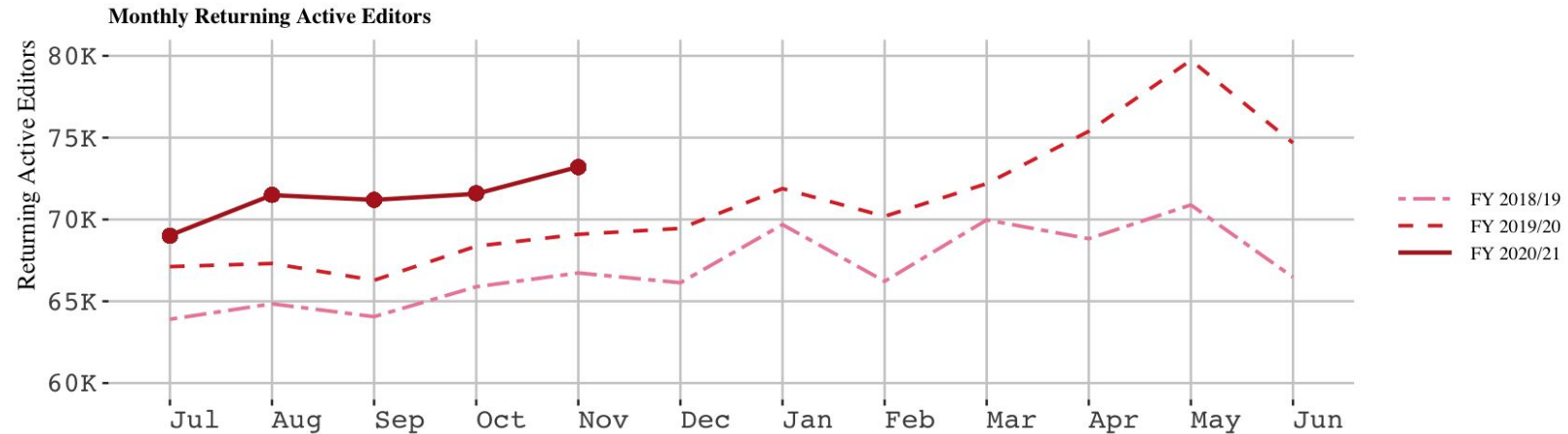
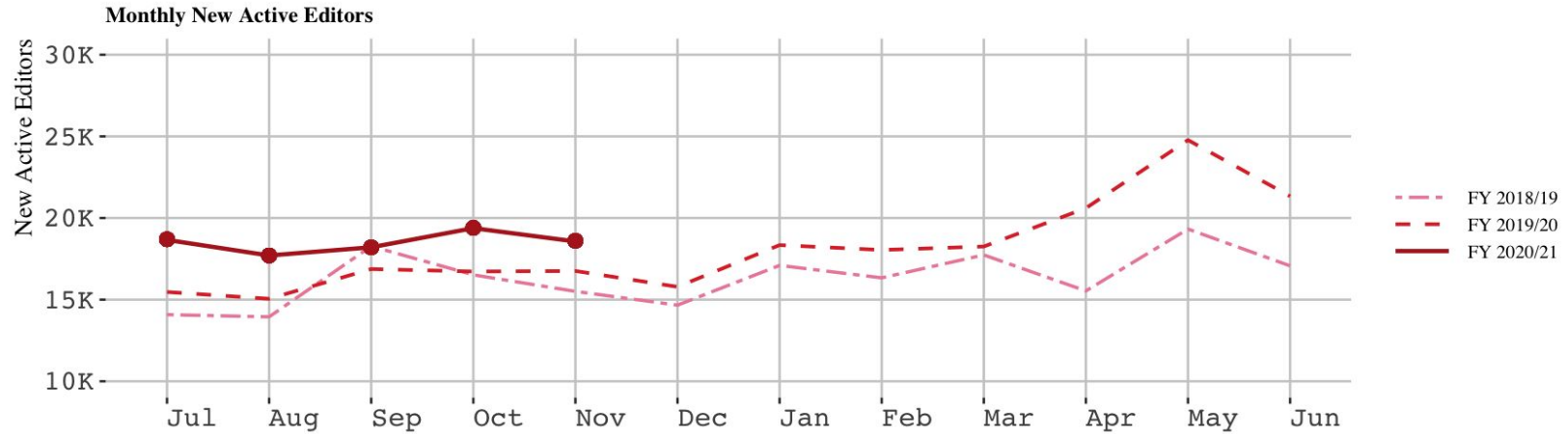
# Wikimedia Active Editors year-over-year comparison

## July 2018 - November 2020

### Monthly Active Editors



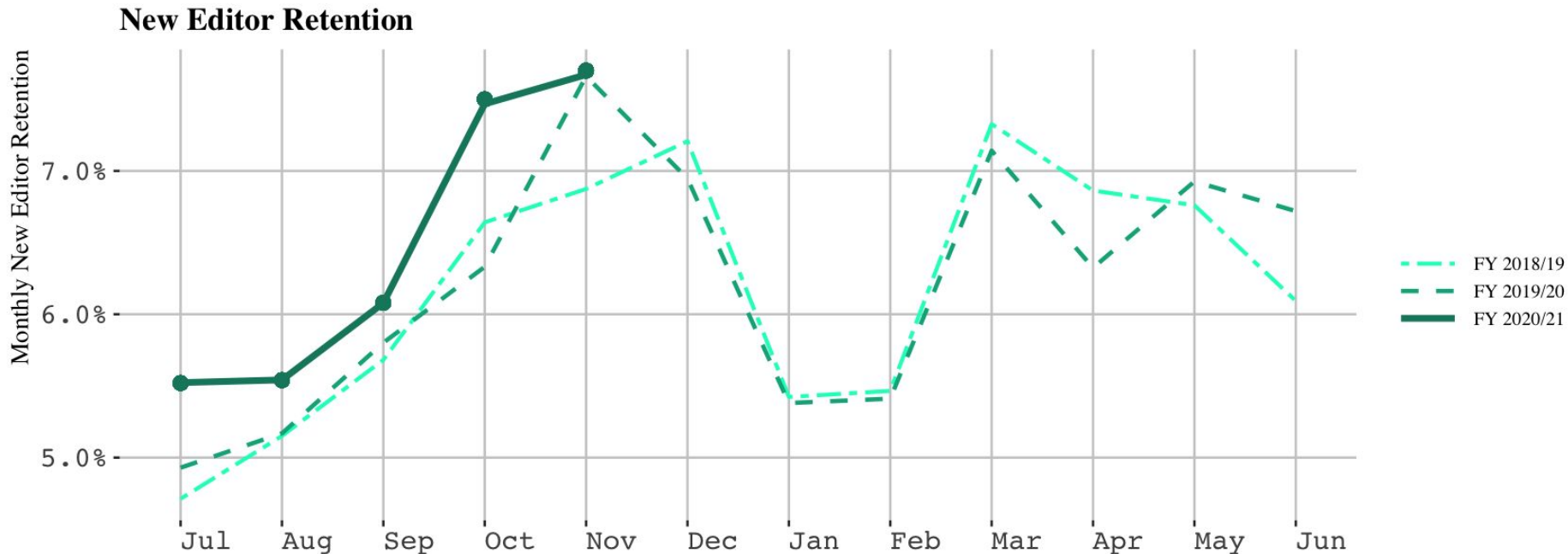
# Wikimedia Active Editors year-over-year comparison July 2018 - November 2020





# Wikimedia New Editor Retention year-over-year comparison

## July 2018 - November 2020



# November 2020 Product Metrics: Content

		YoY
<b>Total content</b>	266.0 M	17.5%
—Wikipedia articles	56.1 M	7.9%
—Commons files	67.1 M	16.0%
—Wikidata entities	92.3 M	32.4%
<b>Net new content</b>	2,580,000	-44.5%
—Wikipedia articles	291,000	37.4%
—Commons files	1,230,000	94.8%
—Wikidata entities	695,000	-80.8%
<b>Revert rate</b>	5.5%	-8.8%
<b>Total edits</b>	40.3 M	-14.2%
—Mobile edits	1.8 M	14.5%
—Data edits	15.4 M	-34.3%
—File uploads	1.3 M	88.3%
—Other non-bot edits	12.3 M	11.4%

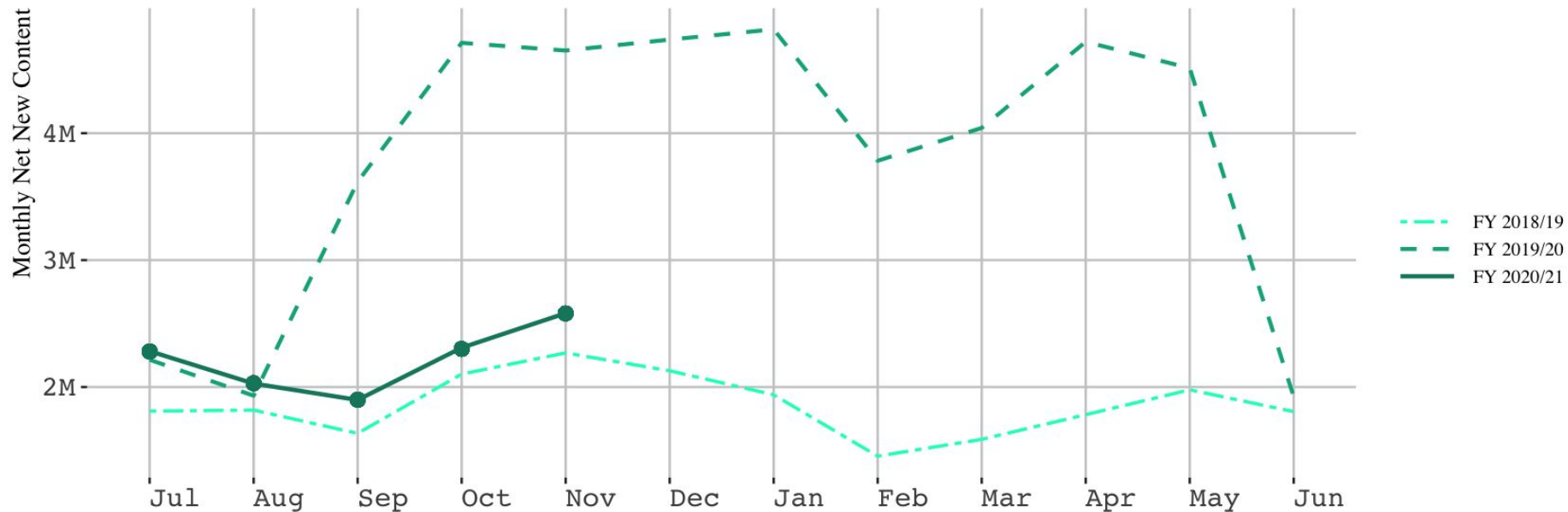
## Key trends

- Last month, the changes in net new content metrics are primarily because of bots: the large decrease in net new Wikidata entities was from ~2M drop in content created by bots.
- After removing Wikidata, in Commons files, we were seeing ~400K more files created by bots. In addition, there was ~90K new Wikipedia articles created by bots from tt.wiki, arz.wiki, ce.wiki and ceb.wiki.
- There were drop in bot edits across multiple projects. After removing bot edits, we continued to see increase in non-bot edits from users registered over 10 years from en.wiki and fr.wiki.

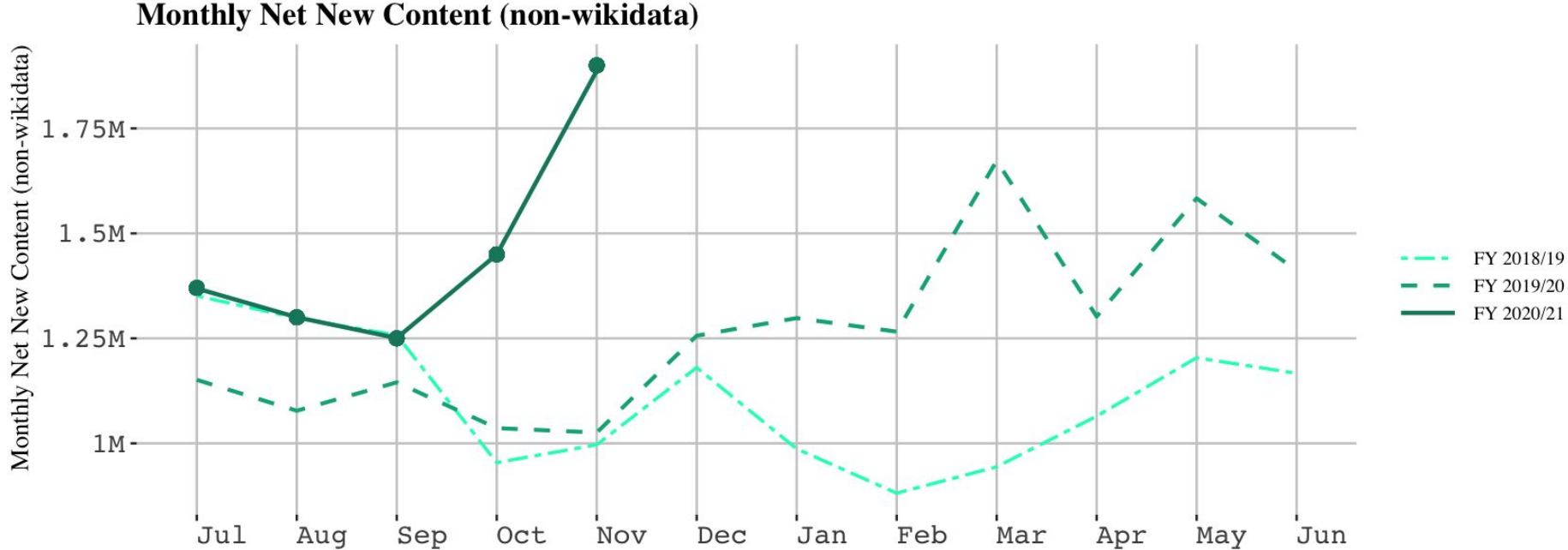
Explore [Content Metrics in Superset](#). For metric definitions, see the [Product data dictionary](#).

# Wikimedia Net New Content year-over-year comparison July 2018 - November 2020

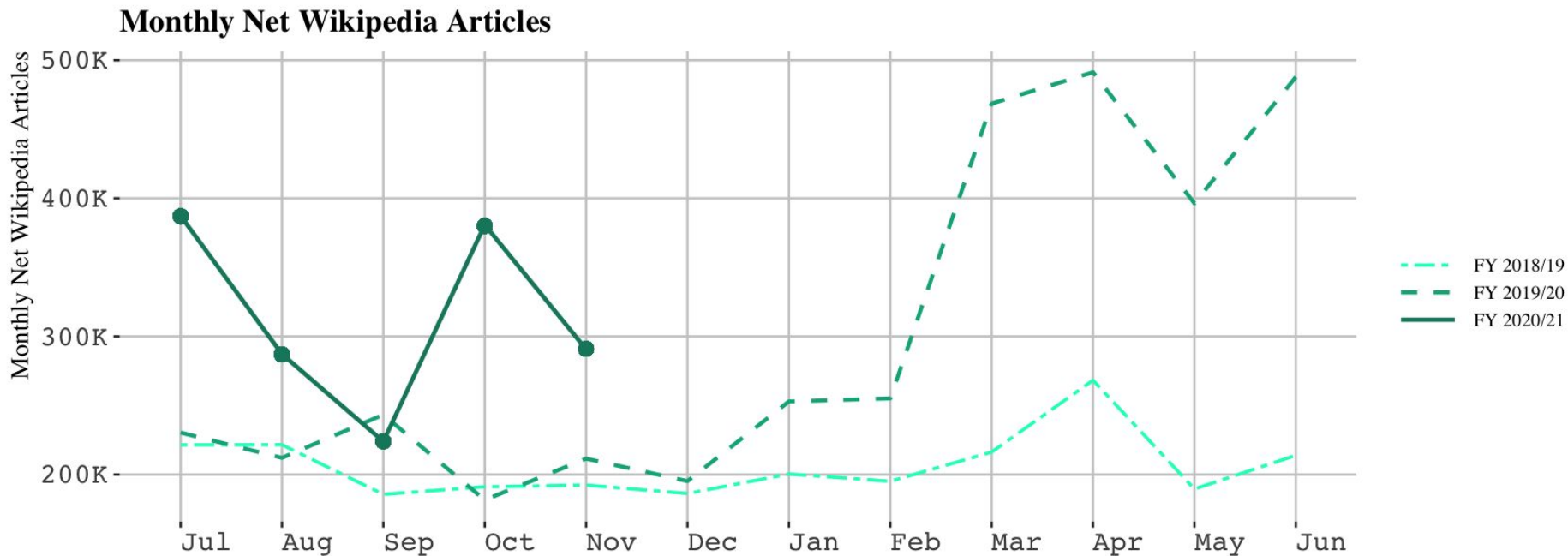
## Monthly Net New Content



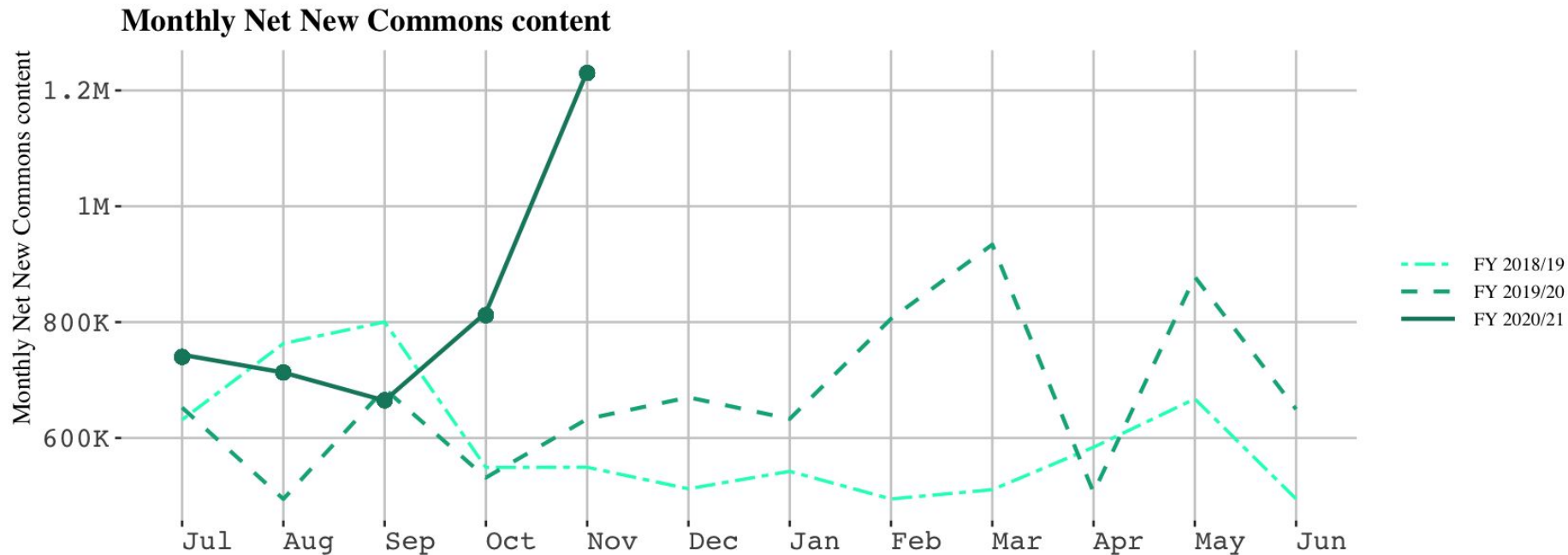
# Wikimedia Net New Content (non-Wikidata) year-over-year comparison July 2018 - November 2020



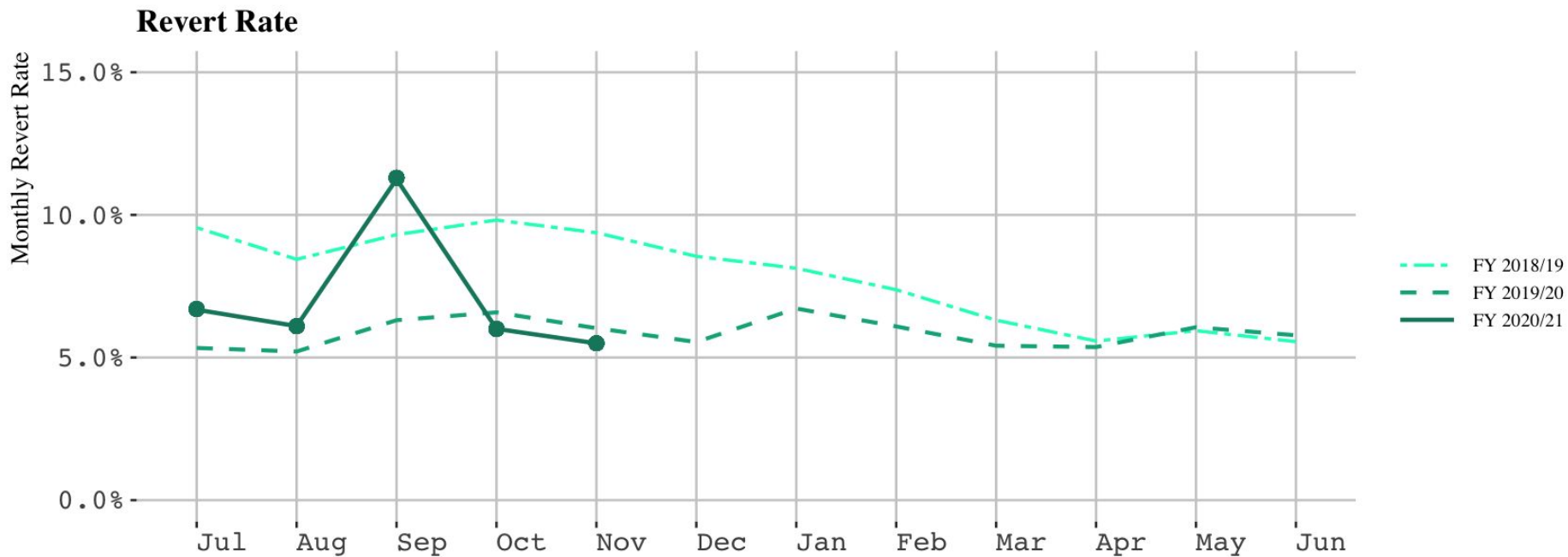
# Wikimedia Net New Wikipedia Articles year-over-year comparison July 2018 - November 2020



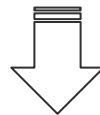
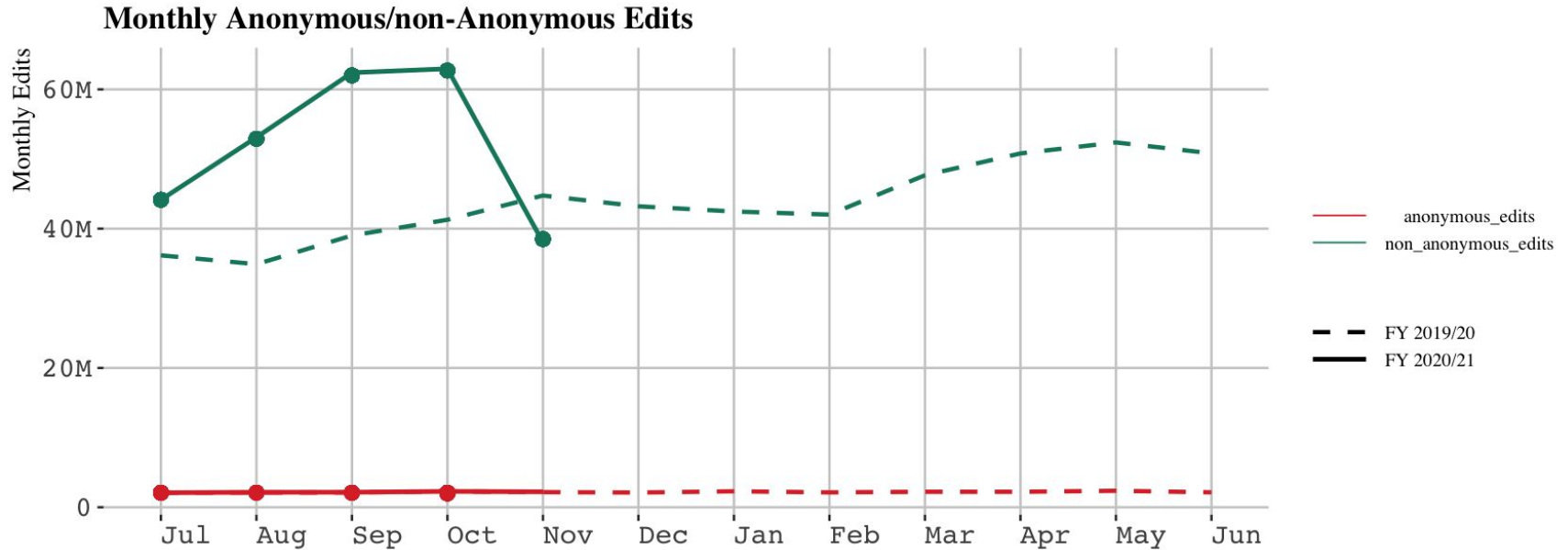
# Wikimedia Net New Common Content year-over-year comparison July 2018 - November 2020



# Wikimedia Revert Rate year-over-year comparison July 2018 - November 2020



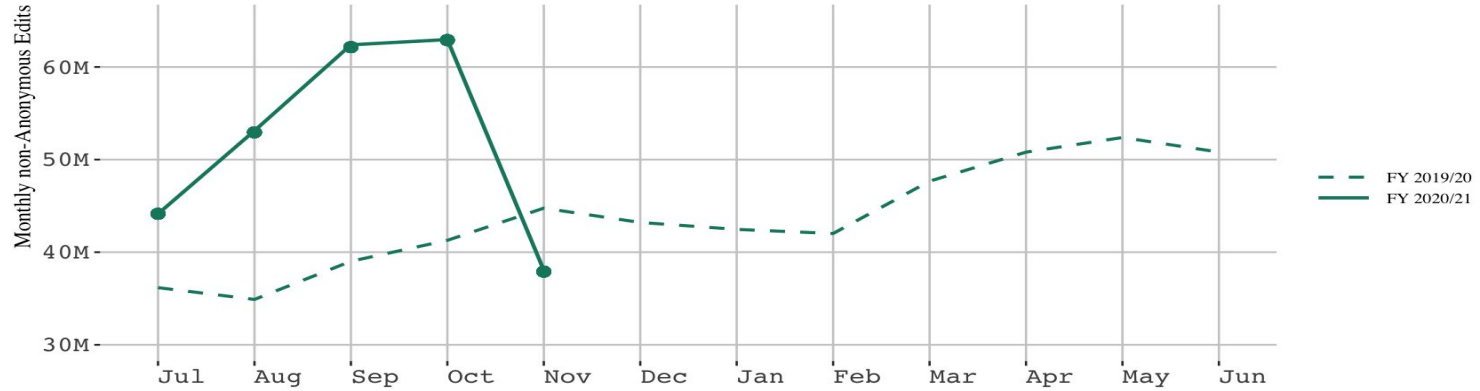
# Wikimedia Anonymous/non-Anonymous Edits year-over-year comparison July 2018 - November 2020





# Wikimedia Anonymous/non-Anonymous Edits year-over-year comparison July 2018 - November 2020

## Monthly non-Anonymous Edits



## Monthly Anonymous Edits

