

## **Historic, archived document**

Do not assume content reflects current scientific knowledge, policies, or practices.



62.27

# FIELD'S SEED SENSE

JAN 3 1924

Printed and Published in the Private Printshop of the Henry Field Seed Company, Shenandoah, Iowa

Vol. 9

Shenandoah, Iowa, August, 1923

No. 4



## The Latest Picture of the Field Bunch

No, they are not quite all there. We never do succeed in getting them all together at one time. They are all there but the two oldest boys, Frank and Philip. Frank is married and lives in Council Bluffs, and Philip has been away at college at Ames for the last two years. College is out now, but he has a job away from home during vacation. He is 19 now, and his ambition is to be a Methodist preacher instead of a seedsman. The ones in the picture, starting at the left, are Jessie, Georgia, Mary, Faith, John Henry, Letty, Ruth, Josephine, and Hope. And, of course, Mother and Father in the back row. Faith has her new baby, Marshall, in her arms, and Mary is holding Faith's 2 year old boy Richard. Yes, Letty is still the baby of the family. The married children are keeping up the record with grandchildren though, so there are as many little folks around as ever. Faith lives right across the road, and Richard is at our house more than he is at home, and Marshall will be over as soon as he can creep.

Yes, a big family is nice, but it's lots of work and worry, especially for their mother. And washing—just think of it, with so many girls. And clothes, and eats, and school books, and chocolate bars, and all the rest of it. It takes a 6 quart freezer of ice cream to go around at our house. It would break us up if we had to buy it.

One good thing, we never have any doctor bills to pay. Doctors would starve to death, so far as we are concerned.

No, we don't claim to be authorities on raising children. We're willing to admit there's a whole lot we don't know

about it. If you want real authoritative information about raising children, ask someone who has never raised any. By the time you have raised a dozen or so and a few grandchildren you are ready to admit you don't know much about it for certain. We believe though in keeping them healthy and busy, and we try to teach them to be industrious, clean, civil, courteous, and good natured. We don't hope to turn out angels or geniuses, but we do hope they will be a bunch of fairly creditable citizens who will make the world a little better place to live in.

### A Fairly Good Year

Yes, we have had a fairly good year. At least we have all been able to keep busy, and get three meals a day, and keep our health and our self respect and our old clothes. We have not made much money but I guess we are in good company in that respect, for I don't know of any one that has made much money the past year, at least not among the farmers and gardeners and ordinary laboring people and small business men.

Please send us all the orders you can. We will appreciate them, big or little. And don't think that because we get a good many orders we don't need yours. We do need it, no matter how small, and we want it. Don't fail us. We will give you real personal service on it. And come and see me some time.

H. F.



## Jimmie on Alfalfa

### Algona Man Gives the Right Way To Raise a Profitable Crop Best Feed for Stock

There is a right way and then several other ways to do anything. If you have 5 or 6 acres of well drained land, "gently rolling preferred," no matter whether it is corn stalks, oat stubble or what not, give it a good discing just as soon as the frost is out and then sow 10 pounds of Dwarf Essex Rape to the acre and drag it in. In about four or five weeks you will have good hog pasture. Along in June when the rape is about a foot high, plow it under, then use the drag. Go over it two or three times a week until about the first of August, then sow 20 pounds of Dakota No. 12 Alfalfa seed to the acre and you have a gold mine started for 1924. Remember you can not drag it too much, the harder you make the seed bed, the better. A good way to do is to use a spring tooth harrow one way and then immediately cross it with a drag. Do not use a disc. The drag is the best tool to prepare your seed bed. This method gives you a couple of months of good hog pasture and besides you turn under \$3.00 to \$4.00 worth of green manure, you have no danger of making it too rich. Do not sow alfalfa on timothy sod or after Sudan grass. They are soil robbers, and your alfalfa will not do well. This method will bring you three big crops of hay each season for the next four years and the fifth year you can raise 100 bushels of corn per acre.

Alfalfa is feed for the cows, for the hogs and the chickens, and what they leave you can make into home brew.

A ton of alfalfa hay is worth more than a ton of bran, because alfalfa and corn make a balanced ration.

Feed your cow alfalfa hay and corn meal, and if there is a milk vein in her system it will be doing business.

It is the best feed in the world for a bunch of brood sows. Ground alfalfa mixed in a mash with some middlings will make an egg machine out of a very common hen. Yours for more Alfalfa.

—Jimmie Neville, Algona, Iowa.

Our friend, Jimmie Neville, is all right on the seeding of alfalfa. He's a wise business man, for he knows how to increase the bank account of the men on whom he depends for his prosperous shoe business.

Alfalfa will do it, men, and I shall preach the gospel of alfalfa so long as I draw a breath. We were never better able to give you the very finest of alfalfa seed than we are now. Plenty of excellent values to offer you, priced to sell, from 15c pound, up.

Write us for samples, leaflets on the culture, and advice. All free, too. Prices all on back page, but for convenience, here they are for alfalfa.

## Alfalfa Prices

	Per lb
Poor but Honest	15c
Mixed Hardy	18c
Kan.-Nebr. (Midwest)	25c
Northwest Grown	27c
Dakota No. 12	28c
Grimm	50c
Cossack	60c

## Grundy Co. Sweet Clover

### New Strain of White Blossom Biennial

We are introducing to all of you sweet clover enthusiasts a brand of new strain of the biennial that has been growing the past five years right here in the middle west under careful observation.

You will like it fine. It is three weeks earlier than the common sweet clover, grows four feet high, bushy, requires no clipping back, and ripens more seed uniformly. It is just the right height for harvesting you see, and also ripens ahead of the weeds, or most of them, and is ready to thresh ahead of small grain. Seems to be unusually hardy to withstand dry summers and hard winters. Seed is smaller than the common, so less lbs., will be needed to acre.

There is a difference of nearly three feet in height between the common tall growing sweet clover and the Grundy county. The seed crop was ripe ready for harvest by July 12th last year and the common, August 5th. Yielded on eight different farms last year from 5 to 13 bushels of seed per acre.

We have a fairly good supply of seed ready to go out on orders, and while it lasts we will sell for 15c per pound, or \$9.00 per bushel. Sow right now, on stubble ground or with fall wheat, and have a seed crop all your own next season to offer. It's a brand of new sweet clover and is going to be popular. Use 10 to 12 pounds per acre.

## Fall Seeding Sweet Clover

An Illinois subscriber writes: "I would like to sow about ten acres of sweet clover this fall in the corn after the corn is laid by. When will be the best time to sow? How much would you sow to the acre? Will the sweet clover seeded at this time make good pasture next spring and summer? Would there be any danger of it freezing out this fall and winter?"

We do not advise sowing sweet clover in the fall. It is much better to wait until spring and sow with small grain in the same way as red clover is sown. A few of our readers have sown sweet clover in the corn at the last cultivation and have secured a fair stand. The results on the whole, however, have not been so satisfactory as when the sweet clover is seeded in the spring with small grain.

## Fruits for Fall Planting

I do not think there would be anything gained by setting out Raspberries, Blackberries, Gooseberries, Grapes, or similar fruits in the fall. I really believe you had better wait until spring for them. You should by all means, however, set out *Asparagus* and *Rhubarb* in the fall if you have the ground ready for them. Of course, they will grow all right planted in the spring, and most people plant in the spring, but they do very nicely planted in the fall. We will be glad to furnish splendid plants of either one at the same prices quoted in our last spring catalog, large *Rhubarb* roots at \$2.00 per dozen, and smaller ones at \$1.50 a dozen postpaid.

The *Asparagus* plants will cost you \$2.25 per 100 for two-year plants, or \$1.50 per 100 for one-year plants. In larger quantities slightly lower, in smaller quantities, slightly more.

Two things that really ought to be planted in the fall by all means are *Peonies* and the *Dutch Bulbs*, such as Tulips, Hyacinths and Narcissus. The Peonies can be planted in the spring but do much better planted in the fall. The Dutch bulbs absolutely must be planted in the fall. They can not be planted in the spring at all.

## Gladiola Blooms for Sale

\$5.00 for 100 Spikes

Our Gladiolas are doing fine this year, and we have a wonderful crop of blooms on hand now, thousands of them and as fine as ever I saw.

We can furnish you any quantity of them at the wholesale price of \$5.00 per 100, to go express at your expense. Small amounts we can furnish by mail postpaid, at \$1.00 per dozen spikes.

There is nothing finer for a cut flower, as they will keep for a week or ten days in the house and keep blooming out all of the time.

## The Seedsman's Puzzle

"I have delved in double entry,  
I have pored o'er algebra,  
I have studied hard enigmas  
Till my thinking cap was gray.  
I have pondered o'er the problems  
Of life's great uncharted sea;  
I have wondered at the grandeur  
Of the vast immensity;  
But, I own I'm clean befuddled  
And I'm groggy on my feet,  
For the Seedsman's letter puzzle  
Has my goat completely beat.

"Oh, the b's were hard to manage  
Crowding hard against the d's,  
And the v's refused to mingle  
With the common p's and t's.

The lank l's moved in quite sprightly,  
And the y's were bland and tame,  
But the g's were sour and grouchy  
And the m's were mum and lame.  
All the q's were that voracious,  
It would give a saint the blues  
For they would not move a muscle  
Without gobbling up the u's.  
So I don't want no more puzzles—  
Send them, please, to Timbuctoo,  
Where the kinky-headed natives  
Haint got nothing else to do."

—Geo. H. Alway, Nevada, Mo.



## Ruth's Pig Club Pigs

Of course, Ruth is in the pig club this year, the sow and litter club, and takes care of the pigs herself. She has a fine bunch of pigs and we have been getting some very interesting figures from them.

They were born March 7, and we have been weighing them each month. When they were weaned at 2 months old they averaged 42 pounds. At 3 months they averaged 67 pounds, and at 4 months, 101 pounds. So you see the daily gain the first month after weaning was a little less than 1 pound per day, and the next month a little over 1 pound per day. We have exact records on the feed consumed, but I haven't room to give all that here.

While they are a pretty even bunch of pigs, the individual weights and gains are interesting. The biggest pig weighed 48 pounds at 2 months, 79 pounds at 3 months, and 120 pounds at 4 months. The least one weighed 33, 53, and 78.

In this last month the three boar pigs gained 38, 41, and 42 pounds each for the month, or an average of over 40 pounds. The 4 sow pigs gained 25, 28, 30, and 33, or an average of 29 pounds each for the month.

They are a pretty bunch of pigs, and Ruth expects to win some prizes on them at the Fair. I am afraid though that she has gotten them so tame she is going to have trouble to make them show well, as they will want to lay down and be petted instead of walking around in front of the judges

## Kodak Developing

Let us do your kodak developing, printing, and enlarging. We can give you prompt service and excellent work. If you don't have our prices for this work, write for our price list, or send your films in and we will do your work promptly and return your pictures C. O. D. Be sure to write your name plainly on the outside of films as well as on the inside. We will try to help you make the very best pictures possible. Feel free to ask us any questions about your kodak work that you don't understand.

## Meet Us at the State Fair

As usual, we will have a booth at the State Fair at Des Moines. Same old location we have had for years. Drop around and see us. We will be camping with two or three tents in about the usual location, up on the ridge near the west entrance of the camp grounds.

We expect also to be at the Nebraska State Fair at Lincoln, in the Horticultural building, and at the Topeka, Kansas Fair in the Horticultural building. I will not be there all the time myself, but there will be lots of our main people there, and I will be there myself as much as I can. H. F.



## Our Five Grown Girls

We have eight girls in all, but three of them are small yet. Five of them, however, are young ladies grown, and they are the ones shown in this picture.

Beginning at the left they are Hope, Faith, Jessie, Mary, and Josephine. Faith is the oldest and is married now and lives across the street from us. The others are all at home except when they are away at school. Hope, the one on the left, has been going to college at Ames for two years taking Domestic Science, or Home Economics, as it is sometimes called, and is talking now of going to teaching that special line of work. If any of you are needing a teacher of Domestic Science in your Consolidated or town school, I believe she can fill the bill. Iowa preferred.

Josephine, the one at the right end, has graduated in high school and is now taking special summer school training for teachers at the Nebraska State Normal, and is looking for a good country school or grade work, in S. E. Nebraska.

Mary and Jessie are still in High school and have a lot of work ahead of them yet. I am talking though of having Mary go into the seedhouse instead of going on to high school. To tell you the truth, I am not very enthusiastic about high school, and have a suspicion that other training might be worth more.

They are a pretty good bunch of girls, but Mrs. Field can tell you that it's no snap raising a big bunch of girls.

Besides these big girls we have the three smaller ones, Ruth 10, Georgia 8, and Letty 4. And three boys. None of them have ever been sick to amount to anything, and they all have perfectly good appetites, and wear out shoes and clothes to beat the band.

The oldest boy, Frank, is 29 now and lives in Council Bluffs. Philip, who is 19, is away at school. Been at Ames two years and now is going to go to Simpson College. Aims to be a preacher—Methodist. John Henry, who is 6 now, is just boy, and I don't know whether he will ever be a seedsman or not. Maybe so. I think likely it will be some of the girls that will succeed me in business. Ruth maybe. She seems to be the gardener and pig raiser of the bunch.

## Peas Forever

"You wish a letter—well, here it is. I am sorry that I was not able to buy seeds since 1920, but I will tell you the reason. The Peas I bought of you in 1920 yielded such an abundant crop we canned them, and have been eating peas ever since, and I believe will have enough for another year. I said to my wife, 'for goodness sake, give me a rest from peas.' To tell you truly, if the frost had not come we would have been

gathering peas yet. So you see 'Field's seeds are prolific.' To get a rest from peas we took a trip to the coast. In California they fed us on Lima beans—stuck them under our nose from Sunday morning until Saturday evening. I remarked 'these beans are surely from Field's seeds.' If we eat all the peas on hand by 1924, then I will give you another order. In closing I wish for you, the wife, and the flock, joy and happiness. If the Onions are as prolific as the Peas, 'Lord help us.'"

—D. G. Bear.





### Peonies in Bloom on the Seed House Grounds

We have several acres of them and hundreds of different varieties. Notice they are all blooming, too. We grow the kind that will bloom every year. How would you like to be turned loose in this patch of flowers?

## Plant Peonies This Fall

Of course you can plant Peonies in the spring if you want to. There is no law against it. But if you really want to have success with peonies, the time to plant them is in the fall, especially in September and October. They are practically certain then to live and bloom, and they will be pretty sure to bloom next spring, too, which would not likely be the case if planted next spring.

I don't know of any flower more satisfactory to plant than peonies. They are sure to live and grow, they will bloom anywhere and for anyone, and they live forever, getting better with age. They have no disease and no insect enemies; they are big, beautiful, and fragrant. They bloom in time for Memorial Day. A single clump of them on the lawn is a beautiful sight, and a big bed of them is finer yet.

Just notice the picture above showing mine in bloom at the seed house. Did you ever see anything finer. I have probably the finest collection in the country. They are worth coming hundreds of miles to see. I have the varieties that bloom every year. I can give you any color you want. If you love peonies, let me fix you out with a start of

really good varieties. I have over 200 kinds, and can give you what you want. Considering what you get for your money, there is no flower so cheap as peonies. You can buy them for 35c up, for good plants.

I have never felt that money spent for flowers was wasted. It is money well spent, for there is nothing that gives so much pleasure and happiness in the world. Some one has said that the peony is the flower for the millions and the millionaire. The millionaire could buy nothing finer, and the millions could all afford to buy them.

If you have been promising the wife some flowers to fix up the front yard, now is the time for you to make good by spending a few dollars for the looks of the place, to say nothing of the pleasure it will give the wife and the girls.

We are making some very attractive offers. For instance, we are selling them in mixed colors as low as \$25.00 per 100, or in a small way at \$3.00 per dozen. Separate colors, either red, pink, or white, at 35c each, 3 for \$1.00, or \$3.50 per dozen. These are labeled for color but are not named.



Children and Flowers go well together, and there is no flower that children enjoy more than Peonies.

**Peonies—3 for \$1.00**

**1 Dozen for \$3.50, Postpaid**

We have a lot of odds and ends of varieties which we do not care to carry on or list, or of which we have lost the names, and these we simply sort up by color—white in one pile, reds in another, and pinks in another—and sell them that way, simply by color. They are good peonies and will be the color you ask for. They will be good sized plants. But we cannot promise you any certain variety or type. They will be labeled as to color. Price, 3 for \$1.00, either all one color or assorted colors, 12 for \$3.50.

**Mixed Peonies—\$3.00 Per Dozen  
Postpaid**

If you want to make a big planting of Peonies at a low cost and are not particular as to color, we can supply mixed peonies, all colors, not marked as to color, at \$3.00 per dozen. Order as many as you want at this price, but not less.



## Peonies

### Some of the Best Peonies

We have a long list of named varieties of Peonies, really more kinds than we have room to list, and more than you would be interested in, and I am not going to try to name and describe them all. But here are a few of the very best, which you ought to have, no matter whether you grow many or a few peonies.

#### White Peonies

**Festiva Maxima.** The best peony grown. Very large, pure white, early, hardy, free blooming, very fragrant, ideal for cut flowers, and beautiful for a bush or hedge. You can't beat it no matter what price you pay. 75c each, 3 for \$2.00, \$7.50 per dozen.

**Asa Gray.** A very fine, free blooming variety which ranges from pure white to a blush white or very light pink. One of the best. 75c each, \$2.00 for three, \$7.50 per dozen.

**Queen Victoria.** A standard white variety for cut flowers. Free blooming, and a good keeper. Outer petals blush white at first, but turning to pure white later. 50c each, \$1.35 for three, \$5.00 per dozen.

**Duke of Wellington.** Very large, pure white, but the center is cream or sulphur, or light yellow when it first opens, fading to pure white later. 50c each, \$1.35 for three, \$5.00 per dozen.

**Duchess de Nemours.** Very similar to Duke of Wellington. Very popular as a commercial cut flower. Light yellow in the bud, turning to pure white as it opens. 50c each, \$1.35 for three, \$5.00 per dozen.

**Bryant's White.** Large, double, pure white. Free blooming, and very similar to Queen Victoria, except that it does not show as much pink on the outer petals. 50c each, \$1.35 for three, \$5.00 per dozen.

#### Red Peonies

**Felix Crousse.** A big, beautiful, glorious red. The best red of all, according to my notion. Very similar to Festiva Maxima except in color. Blooms at the same time. \$1.00 each, 3 for \$2.75, \$10.00 per dozen.

**May King.** An extra early, deep dark red, blooming about ten days before other peonies. Rather dwarf in habit of growth, but has good large flowers. \$1.00 each, 3 for \$2.75, \$10.00 per dozen.

**Grover Cleveland.** Very large, dark pink, tall grower. Father Terry's masterpiece. \$2.00 each. Supply limited.

**Louis Van Houtii.** A mid-season, dark crimson, with yellow stamens scattered among the petals. A good dependable variety. 50c each, \$1.35 for three, \$5.00 per dozen.

**Mrs. Cleveland.** Purplish red, lighter color on the edge of the petals. Tall and free blooming. 50c each, \$1.35 for three, \$5.00 per dozen.

**Ruth.** A beautiful intense red, of medium size, and very free blooming. It makes more blooms than any other red we have ever had. 75c each, three for \$2.00, \$7.50 per dozen.

**Rose Frangans.** Dull rose color, large and late blooming. 50c each, \$1.35 for three, \$5.00 per dozen.

#### Pink Peonies

**Mons Jules Elie.** The largest pink peony we have ever found. Very strong grower, tall, early blooming, and enormously large. \$1.00 each, \$2.75 for three, \$10.00 per dozen.

**Edulis Superba.** The big, early, deep pink. Very free blooming, very fragrant, very large and always in bloom for Decoration Day, in this latitude. Very similar to Festiva Maxima except for color. Probably the best pink. 60c each, \$1.50 for three, \$6.00 per dozen.

**Terry No. 4.** Large, light rose, somewhat similar to Edulis Superba, but a little later blooming; very free blooming. 50c each, \$1.35 for three, \$5.00 per dozen.

## Special Offer

### 3 Best Peonies for Only \$2.00. Cream of the List.

Lots of people ask me to pick out for them the very best Peonies in the list. This is hard to do, for they are all good, but here is my personal choice of the list.

<b>Festiva Maxima</b> (white)-----	75c each
<b>Edulis Superba</b> (pink)-----	60c each
<b>Felix Crousse</b> (red)-----	\$1.00 each

Each stands at the very top of its class. One large, strong plant of each, by prepaid post to your door, \$2.00.

2 collections for \$3.85. 4 collections, 12 plants in all—\$7.50.

These will be good big plants or divisions, which if planted in the fall will show many blooms the next spring, or if planted in the spring should bloom the following spring.

## The Peony

Of course opinions differ in all cases, but in my opinion, and I think many people will agree with me, that the Peonies are the finest of all flowers. The Peonies are hardy, and like some few other things, get better with age. It needs little or no attention, and is absolutely free of diseases or insect enemies, and with proper planting will produce wonderfully.

Peonies may be planted in September or October, or early in the spring, as best suits your occasion, and should be planted liberally by every flower lover. There is nothing that will add more to your lawn or a decorative scheme for a yard than a clump of Peonies or a row of Peonies. They can be planted either in rows, in beds, or in single clumps, and will add greatly to the general appearance of the home place. We advise fall planting.

## I Grow My Own Peonies

I grow my own Peonies right here on the seed house grounds, where I can see them every day. In the spring and summer I pretty nearly live with them, and I know every variety and almost every plant by heart. I know absolutely that they are true to name, true to color, healthy and vigorous. You need fear no disappointment when you get Peonies out of such a garden as mine.



The Peony makes the ideal cut flower. It is beautiful in shape and color, fragrant, and keeps well for days after cut.

## Plant Peonies This Fall

I want to remind you again that fall is the best time to plant Peonies. They can be planted in the spring, too, but fall is the best—any time in September or October. Send along your order at once and we will send the plants fresh dug. Most of them will bloom next spring.



## Fall Bulbs

The bulbs and flowers listed on these pages are what is known as fall bulbs. This means not that they bloom in the fall, but that they should be set in the fall. They are all early blooming flowers, blooming as a rule in March, April and May, before other flowers come. They should be set out in October or November, either out-of-doors in the garden or in pots for house blooming. Bulbs on this page are shipped from September to December only. Can not be had in spring.

### Hyacinths

These are probably the best known and the best loved of all the Dutch bulbs. They can be grown either out doors or in the house with equal success. All varieties except the French Roman are perfectly hardy everywhere, and once set out will bloom year after year without trouble. The single hyacinths are the best bloomers and most satisfactory.

**Separate Color Hyacinths.** An extra good grade, good-culture, and are equally good all sound bulbs and guaranteed to bloom with ordinary care. They are fine for house culture, but specially intended for bedding out, and at our low prices can be planted in large lots. *They can be had either in mixture or in separate colors as follows: White, Yellow, Red, Pink, Deep Blue, Light Blue.*

Price, 6 for 75c, \$1.35 per doz., 25 for \$2.50, or 100 for \$9.00; either alike or assorted to suit. No less than 6 sold.

**Dutch Roman or Miniature Hyacinth.** A smaller or earlier variety of regular Dutch hyacinths. I like them really better in some ways than the larger ones. They are specially fine to plant in flower pots, three bulbs to a five-inch pot. They come into bloom after the French Romans are gone and before the regular Dutch bedding hyacinths are ready. *These can be furnished in any color, either alike or assorted: Pink, Red, White, Deep Blue, Light Blue, Yellow.*

Price: 6 for 65c, 12 for \$1.15, 25 for \$2.00, 100 for \$7.50, either alike or assorted to suit, or mixed all colors. No less than 6 sold.



Hyacinth—Queen of Early Spring Flowers  
6 for 75c, 1 dozen for \$1.35.

### Freesia

A beautiful very fragrant flower for house culture. Plant in flower pots in the fall like hyacinths or crocus, and they will bloom freely from Christmas on. The bulbs look small but they grow and bloom amazingly. Plant 3 or 4 bulbs to a pot. Price, 4 for 25c, or 65c per dozen.

### Grape Hyacinth

An odd little hardy flower looking like a dwarf Hyacinth. Perfectly hardy, and increases from year to year. Should be planted in bunches or clumps. Price, 50c per dozen.

Food for Growing Plants—in the most cleanly, convenient and effective form. Stim-U-planT Tablets. We sell them.

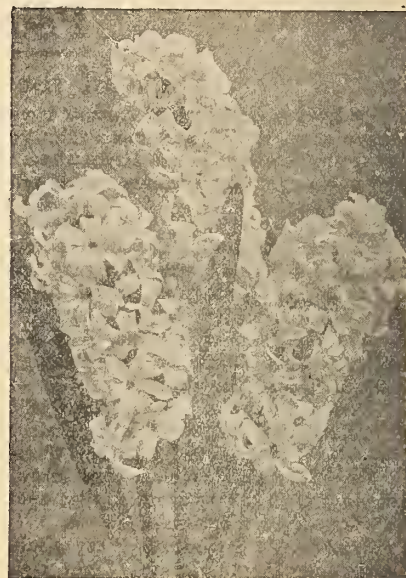
### Lily of the Valley

A beautiful old fashioned flower, well known to everyone. Can be planted either fall or spring. Increases rapidly and is perfectly hardy. Very fragrant. Price, 4 for 30c, or 75c per dozen, postpaid.

### Jonquils

Old fashioned familiar flowers something like a Narcissus or Daffodil, but small, very fragrant, and blooms in clusters. Deep yellow in color. Perfectly hardy out of doors, or does well as a pot plant. Price, 4 for 25c, or 65c per dozen, postpaid.

An All the Year Fertilizer for Garden and House Plants. Stim-U-planT. We sell it.



### Named Hyacinths—

#### Exhibition Size

Hyacinths make ideal house plants for winter blooming.

Besides the mixtures and color sections described above, we have a limited amount of extra large bulbs, the pick of the crop, in named sorts. These come in a wide range of colors and are especially desirable for forcing in pots. *They can be had in red, pink, yellow, white, light blue, or dark blue.*

Price: 6 for \$1.00, or 12 for \$1.80, either all one kind or assorted to suit. No less than 6 sold.



Mixed Crocus, \$2.00 per 100

**Crocus.** Either separate colors or mixed. Price 35c per dozen, 25 for 50c, \$2.00 per 100.

**Calla Lily.** One of the most popular and ornamental house lilies. Price each 40c, 2 for 75c.

**Easter Lily.** The big pure white trumpet lily for blooming in the house. Large bulbs. 40c each, 2 for 75c.



## Last Call for Tulips and

### Hyacinths

Don't forget that if you want Tulips, Hyacinths, Daffodils, Snowdrops, Jonquils and the rest of the early blooming spring flowers, you have absolutely got to plant them this fall. Next spring when you see the flowers in bloom you will wish you had planted some, but it will be too late then. You can't buy the bulbs or plant them in the spring. They are peculiar about that. They absolutely must be planted in the fall, in October or November. They are very cheap, very sure to bloom, and will grow for anyone. I don't know of anything you buy that would give you more flowers for your money than tulip, hyacinth, and narcissus bulbs. They are absolutely hardy, and will live and thrive anywhere in the country, and will bloom for several years from one planting. You can just plant them out this fall and then forget all about them for several years.



### Named Single Early Tulips

3 for 20c, 65c per doz., \$5.00 per 100  
*Cramoisie Brilliant.* A brilliant fiery red. Fine for a bed border where a striking effect is wanted.

*Kaiserkrone.* Scarlet, edged with golden yellow. A most beautiful variety and one of the best sellers. Very early and large.

*La Reine.* The best early white.

*Yellow Prince.* Pure golden yellow.

*Cottage Maid.* White, pink margin.

### Named Darwin Tulips

3 for 25c, 90c per doz., \$7.00 per 100

These are the big tall late tulips, the finest there are. These three kinds are the best ones.

*Bartigan.* Large deep red.

*Mrs. Farncombe Sanders.* Immense dazzling scarlet.

*Clara Butt.* Delicate salmon pink. Best pink.



## Tulips

No other flower excels the tulip in pure form, brilliancy of color, and effective bedding. Also desirable for pot culture.

*Prize Mixture Early Tulips.* In our prize mixture single early tulips we pride ourselves in offering the best mixture in this country. Over 250 choice varieties, and the largest of bulbs. Price 50c per dozen, 100 for \$3.75.

*Prize Mixture Double Early Tulips.* Our Prize Mixture Double Early Tulips are very choice, and bloom a week or ten days later than the single. Excellent lasting qualities. Price 60c per dozen, 100 for \$4.50.

*Early Tulips in Separate Colors.* Red, white, yellow, pink, striped. Price 60c per dozen, 100 for \$4.50.

*Late Tulips.* Sometimes called May Tulips or English Tulips. Grow tall and large. Price 60c per dozen, 100 for \$4.50.

*Parrot Tulips.* Also called Dragon Tulips. Odd and striking. Often six inches across. Are striped and spotted in all kinds of color combinations. Price 60c per dozen, 100 for \$4.50.

*Darwin Tulips.* A fine class of tall, stately tulips. All the rage now. Price 60c a dozen, 100 for \$4.50.



## Narcissus or Daffodils

Narcissus or Daffodils can be planted either out doors or in the house, and are fine either way, except that the Paper White is for indoor planting only. The other kinds are perfectly hardy and will live for years out of doors, blooming every year. Plant like onions, about 4 inches deep, in the fall.

*Paper White Narcissus.* Finest of all for house culture. Can be bloomed in water like Chinese Sacred Lily, or in dirt like other bulbs. Not hardy out of doors. Price, each 10c, 3 for 25c, \$1.00 per dozen, \$8.00 per 100.

*Emperor.* White and yellow trumpet. 10c each, \$1.00 per dozen.

*Double Yellow Von Sion.* For house or out doors. Each 10c, \$1.00 doz.

*Mixed.* All varieties. 3 for 20c, 75c per dozen, \$6.00 per 100.

*Chinese Sacred Lily.* The National Flower of China. Blooms best in dish of water without dirt. The bulbs are enormous in size, each one often making a half dozen stalks of bloom with a dozen or more flowers on each. Very fragrant. Each 25c, 2 for 45c, 3 for 65c.



## Fall Bulb Collection

There are so many things among the Fall or Dutch bulbs that a person feels that they just must have, that it is a hard matter to choose. They are so easy to grow. You don't have to fool with tiny seeds and then have bad luck getting them started. These bulbs throw up a strong, thrifty sprout and are blooming before you know it. The pleasing fragrance of the indoor bulbs reminds you that spring is coming, and the first flowers to show in spring are the tulip, crocus, narcissus and hyacinth. You can't get too many of them, and in order that you may have a good variety and a reasonable price, I have made up a couple of collections, one for indoor culture and one for out-doors. I have made a substantial reduction in price, as you will note. You can add to either of them from the regular list, or you can buy "half size". However, my advice would be to take the full-size collection, as you will need them. Planting instructions with each collection, also an extra.

Don't wait until next spring thinking you can buy these bulbs. Fall is the time and the only time you can plant them. Plant these for the first blooms in spring.

### INDOOR COLLECTION

4 Hyacinths, Red	-----	\$ .60
4 Hyacinths, White	-----	.60
4 Hyacinths, Blue	-----	.60
2 Chinese Sacred Lilies	-----	.45
6 Paper White Narcissus	-----	.50
2 Narcissus, Emperor	-----	.20
2 Narcissus, Empress	-----	.20
2 Narcissus, Double Von Sion	-----	.20
2 Calla Lily, White	-----	.75
12 Tulips, Prize Mixed Single	-----	.55
<b>Total</b>	-----	<b>\$4.65</b>
<b>Special Postpaid Price</b>	-----	<b>\$3.55</b>
<b>Half Size, Postpaid</b>	-----	<b>\$1.87</b>

### OUTDOOR COLLECTION

12 Hyacinths, Mixed Bedding	-----	\$1.35
6 Hyacinths, Dutch Roman	-----	.65
24 Tulips, Prize Mixed Single	-----	1.10
12 Tulips, Prize Mixed Double	-----	.60
12 Tulips, Darwin Mixed	-----	.65
25 Crocus, Mixed	-----	.50
24 Narcissus, Mixed	-----	1.50
<b>Total</b>	-----	<b>\$6.35</b>
<b>Special Postpaid Price</b>	-----	<b>\$5.00</b>
<b>Half Size, Postpaid</b>	-----	<b>\$2.68</b>



**Letty and the Amaryllis**

We used to call her "Baby Letty" but we can't hardly do that any more for although she is still the baby of the family, she is nearly 5 years old and weighs over 50 pounds, and is right smart of a girl. She's about as husky as they make them, and feels bigger than all out doors.

Yes, she is the girl that got hit with the automobile, but she wasn't hurt much and was as good as new in a week or so.

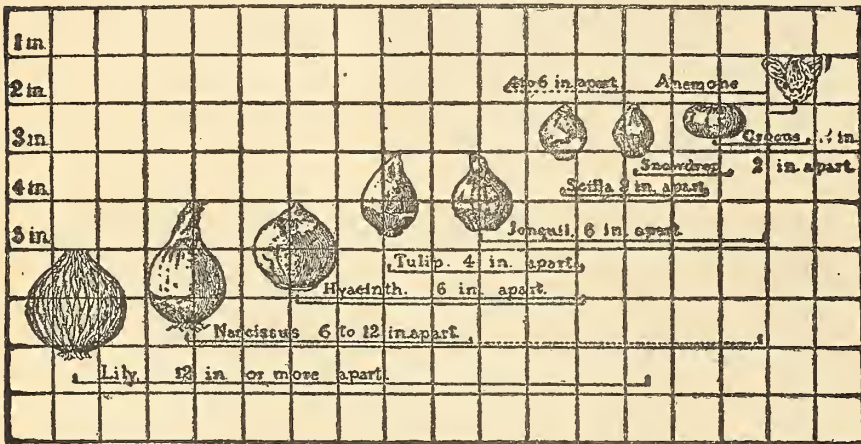
In this picture she is sitting beside one of our Giant Amaryllis plants on the front step of the seedhouse. You can get some idea from this picture what big and beautiful flowers they are. There will often be two and sometimes three spikes of bloom like this, and generally from 5 to 7 blooms to each spike. And almost as big as a dinner plate.

They come in all shades of red, pink, and white, generally more or less striped, and always beautiful. They are grown as a mixture so we cannot promise any certain color.

The bulbs are dug in the fall, late, and can be shipped from November on. They can be potted at once but do not generally start to grow till they have rested quite awhile. Generally bloom in February, March or April, but can be held back for later blooming. Put out doors in summer after blooming. Bloom again next winter.

They are probably the finest house plant grown, and you should have some of them by all means. There is nothing else will make such a show. And they bloom for years, and get better every year. Try them.

Our bulbs are very large, generally about 3 inch diameter. Price 75c each, 2 for \$1.40, 3 for \$2.00, postpaid.



## Depth and Distance to Plant Fall Bulbs


Most of the so-called Dutch bulbs have to be planted in the fall, from September to December. They spend the fall and early winter in making roots, and then early in the spring shoot up into flower very quickly.

The more common and popular ones are Tulips, Crocus, Hyacinths, Narcissus and Lilies. Any of these can be planted either outside in the garden or in pots in the house. The drawing given above shows the depth to plant them out doors and the distance apart. As to time of planting, it is a safe plan to plant them as soon as you get them in the fall. All are hardy, and will stand the winter freezing and bloom as soon as the frost is out of the ground in the spring.

For blooming in the house, plant in ordinary flower pots, but do not cover deeply as would outdoors. Have the bulb barely covered. Use rich, loose dirt. After potting them and watering well, put them away in the cellar, where it is damp, cool and dark, to make roots. This will take from six to ten weeks. Then bring them up to the light, and with warmth and water they will come into bloom very quickly.

After blooming in the house, the bulbs can be saved and planted out-doors for another year to bloom. These same general rules apply to all the classes of bulbs named above, but there are, of course, minor differences that will have to be learned by experience.





*Princess Beatrice.* The largest and possibly the most beautiful of the Iris.

### Named Varieties of Iris

**Prices on Named Varieties:** 15c each, 2 for 25c, 4 for 50c, 8 for \$1.00, 1 dozen for \$1.50, all alike or assorted. Will be good, strong plants, guaranteed to live, bloom, and to grow true to name. We include delivery by parcel post prepaid.

We have one of the finest collections of Iris in America. A long list of varieties. We are adding new ones all the time. Here is a partial list of what we can supply. Pick out what you want.

**Queen of the Gypsies.** The standards are old gold, shaded with smoky pearl.

**Princess Beatrice.** (*Pallida Dalmatica*). The standards are fine delicate light blue in color, while the falls are a slightly deeper shade of blue.

**Silver King.** A beautiful pearly or silvery white. It is large and showy like Purple King, but is a direct contrast to it in color.

**Purple King.** This variety blooms right with Silver King, but color is a deep, dark, rich purple, almost black.

**Ruby Queen.** Variety is nearest to a genuine red of any variety, not a true red, but best described as claret color.


**Queen of May.** A delicate lilac pink.

**Fairy Queen.** Most beautiful of all iris to my notion, and one of the most free bloomers also. White, shaded light blue on border.

**Sans Souci.** The standards are a bright golden yellow, and the falls are very thickly netted with veins and criss-cross of a crimson brown.

**Harlequin.** Rather odd variety as name indicates. Blue and white striped.

**Mrs. H. Darwin.** A beautiful pure white with lavender veins at base of



## Iris

This is an extremely beautiful flower, and is sometimes called *Fleur-de-Lis*. It is easily grown, and no garden is complete without it, and to acquire the Iris habit soon becomes a hobby that can be ridden to one's heart's content.

There are several different varieties of Iris, and each variety has its distinctive merit. The Iris is a sun loving plant and will delight in a warm, well drained soil where the roots at the surface can become hardened in the sun. They will thrive well almost anywhere, except in low, wet soils, and here the roots will decay.

An endless array of colors will greet you upon looking over a large field of different varieties of Iris, because they will vary in color. Some will be rich blue and delicate yellow, and some will be claret red and bronze, others will be pure white, and all colors. The Iris deserves to be better known and more extensively grown for many reasons. We must admit that when our Peonies fail us for Decoration Day, we have to fall back on the Iris, and it is a real trusty, blooming about the middle or late in May. It is absolutely hardy and will thrive in locations where the climate is hot, and again it will stand a climate where the winters are severe. It will increase and multiply and always looks well whether in bloom or not. The Iris is great for lining out along a drive or sidewalk, and we list here a few of the good varieties.

### When to Plant Iris

Iris is one flower that can be planted at almost any time of the year. I like best to plant it in the fall or early spring, but really it can be planted almost any time with a fair chance of success. It is one flower that I have succeeded in moving while it was in bloom, and you know very few outdoor flowers can be moved when they are big and in bloom. They will grow on practically any soil. We have some on good garden soil, some on clay fill where we scraped dirt out of the cellar, some on rich ground, and some on poor, and they all seem to thrive about alike. We have a row of them along the curb overhanging the pavement, and they seem to enjoy it.

### Japanese Iris

For some reason I have never been very successful growing Japanese Iris. They are mighty fine if you can get them to bloom, but they take lots of petting, and, personally, I very much prefer the other kinds.

### The Iris for National Flower

Some have suggested that the Iris should be our National flower, as it is probably the only flower that can be grown in every part of the United States. I don't suppose there is a state or a county where it can not be grown in all its beauty, and there is no other flower that will do it.

lower petals. Very free bloomer. Medium height.

**Flavescens.** A good deal like White Swan in size and habit of growth, but more of a yellow color.

**Iris Pumila.** These are the old-fashioned dwarfs which grow about eight inches high and bloom very early in the spring. We can supply either the white or purple.

**Candicans.** A good deal like the Princess Beatrice in habit of growth and coloring, but not quite so tall, and

flowers not quite so large.

**Berlin.** On the same order as Candicans and Princess Beatrice, only lower growing. This makes an excellent flower for vases.

**Siberian Iris.** Belongs to a different family altogether. Leaves like grass. Roots fibrous. Brightest blue.

**Fredrick.** Medium height. Standards pale lavender. Falls lavender, barred with brown. Very free; good for massing.





### Hardy Phlox

This I consider one of the most desirable of hardy flowers. The flower heads often measure from 7 to 9 inches across. The flowers are as large as a silver quarter and in some cases as large as a half dollar. They comprise all shades from vermilion to white. They do best in a sunny location and rich soil, but are not particular and will do well anywhere, and will bloom nicely in the partial shade. They can be set either in the fall or in the spring, but not late in the spring. Bloom from early summer until frost. Grows 2 to 3 feet high. Colors are red, white, pink, white with a red eye, and pink with a red eye. 25c each, \$2.50 per dozen. Mixed Phlox, all fine plants but not labeled as to color, good strong plants. 3 for 50c, 6 for 85c, \$1.50 per dozen.

### Spirea Van Houtii or Bridal Wreath

Spirea can be planted late in the fall.



Probably the most popular of all shrubs, either for single specimens, mass planting, or hedges. Perfectly hardy, quick growing, graceful in appearance, and a profuse bloomer. This shows a fine specimen bush of the wonderful flower. You can grow them as fine yourself. Literally covered from top to bottom in May with great clusters of pure white flowers. Price 35c each, 4 for \$1.00, \$3.00 per dozen, or 25 for \$5.00, postpaid.

### Plant Asparagus and Rhubarb in the Fall

While Asparagus and Rhubarb are ordinarily planted in the spring, they can also be planted in the late fall, say in October and November, and I would much rather try to plant them then than late in the spring. We have the plants right here of our own growing, and can fill orders in good shape from the middle of October on. Send along your order and I will send the plants at the right time.

### Postpaid Prices of Asparagus Plants

1 Year						2 Year								
Doz.	25	10¢	200	300	500	1000	Doz.	25	100	200	300	500	1000	
	\$ .35	\$ .50	\$1.50	\$2.50	\$3.40	\$5.00	\$ 9.00	\$ .50	\$ .75	\$2.25	\$3.75	\$5.00	\$7.50	\$13.50
Rhubarb	Each		Doz.		100		Rhubarb	Each		Doz.		100		
1 year	-----		10c	\$1.00	\$ 6.75	2 year	-----		15c	1.50	10.00			



### Lemon Lily Hardy Lillies

Can be planted in fall or spring.  
**Lemon Lily.** (*Hemerocallis*). A very fragrant, hardy, old-fashioned flower. It blooms in May very freely, in clusters, on slender stems about 2 feet high. Price 25c, 2 for 40c, \$2.00 per doz.  
**Day Lily.** (*Hemerocallis Fulva*) Much like the Lemon Lily except that it is darker in color and taller. It blooms in July and August. 25c each, 2 for 40c, or \$2.00 per dozen.  
**Tiger Lily.** (*Lilium Tigrinum*). A deep orange red, with black spots. Very showy and hardy. Price 25c, 2 for 40c.



### Coreopsis Lanceolata


Somewhat like a daisy, but deep solid yellow in color. Bloom all summer and fall. 1 to 2 feet high. 2 for 45c, \$2.50 per dozen. Can be planted either in the spring or fall.





**A Fern Bed for \$3.00**

These are not house plants but the big hardy "Ostrich plume" ferns that grow on the north side of the house. They are beauties. The picture shows them at my house with wild flowers in front of them. I can supply large plants of these at \$3.00 for 10, or \$5.00 for 20, postpaid. Single plants 50c postpaid. They are hardy anywhere. Can be planted either fall or spring.



**Pleased With Sudan**

"Dear Sir: I am sending you a photo of a field of Sudan I raised last year. This photo was taken the first day of August when I started to cut the third crop. The two previous crops were considerably taller than this. Sudan is certainly a fine crop. Yours very cordially,"  
 —R. J. Sherlock, Worthington, Iowa.



**Old Friends From Missouri**

"We didnt get any seed last year, but had been getting seed with other people, but I am 83 years old and the old man is 84 years, so you see that we can't use many garden seeds, but thank you very much for past favors. I am going to send you our pictures. Do whatever you want to with them. Bring your family and come to see us. Yours truly,"  
 —Mrs. Elizabeth Hawkins, Flemington, Mo.

**Columbine**

A native of our Iowa timber. We can supply them in mixed colors which include all shades of blue, pink, red and yellow. 25c each, 2 for 45c, \$2.50 per dozen. Can be set in fall.



**The Pearce Canner**

The above cut illustrates fairly well what the "Kol-Pak" canner is. It also shows the handy little lifter with which to lift the jars out of the canner. This canner is made of heavy polished tin which is better than galvanized iron, in that it is easier to keep clean.

Holds both pints and quarts in any style jar. Will hold either seven quart jars or eight pints. Container is of heavy material, heavily seamed, with a durable cover. Requires a small amount of fuel. We have only a few left. Price \$4.50, postpaid.

**Likes Our Alfalfa**

"Dear Mr. Field: I got my 'Poor But Honest' alfalfa seed I ordered of you O. K. Will say it's better seed than some they are selling for \$40.00 a bushel. Yours truly,"  
 —Martin H. Turner, Elmwood, Wis.

**About Fall Setting of Strawberry Plants**

Always during the summer and fall we get lots of letters and orders from people who want to set out strawberries in August or September. I am sorry to say it can't be done, or at least not under ordinary conditions. If you have your own plants and can take them up with a spade full of dirt so as not to disturb the roots, you may have fair success, but to dig and ship plants in the ordinary way would be plain murder. In the south, where the winters are very mild, you can plant in November all right, but not in the north.

There is really just one month in the year to set strawberry plants, and that is April, or in a late season the first of May. You should have set them then. If you did not, you should get the ground ready now and plant next spring, or if in the south, late this fall.

**Set Potted Plants in August and September**

There is only one possible chance of success with August or September planting, and that is by using potted plants. These are young plants grown in flower pots in the dirt beside the mother plant and the new runner started in it. The roots grow in a ball in the flower pot, and by tipping them out carefully and shipping dirt and all, they will transplant and live easily.

They are lots of bother to start, hard to pack, and take lots of postage, so the lowest price we can make on them is 10c each, flat, for much or little. This would be \$1.20 per dozen, or \$10.00 per 100, postpaid anywhere in the U. S. This is for the Progressive Everbearing. We will not bother with potting any other variety.

All orders which come in at this time of the year for ordinary plants at spring prices will be cancelled, back ordered for October or next spring shipment, or filled as far as the money goes with potted plants at above prices, whichever you may prefer. We absolutely will not ship ordinary plants during the summer or fall, except to the south in October or November. It would be a waste of your time and money, and ours, too.





## This is the Kind of Litters the Old Spotted Sows Raise

No matter how the price of hogs may be temporarily, the man who sticks to hogs one year with another is sure to make money. And especially if he grows the old-fashioned prolific, quick growing, easy feeding, Spotted Poland Chinas. A man with a few litters of pigs like the one shown above is sitting pretty whether prices are high or low. And this picture is no exaggeration either. It is a drawing of the famous litter of 14 that I sold in our sale a year ago. We will have sows in our sale, August 21, who will raise just such litters for you. Right now when prices are low is the time to buy. You can get in easy. Come to our sale and see how cheap you can buy them.

### Spotted Hog Sale August 21

If you want to see what the spotted hogs really look like, come to our sale August 21, and you will get a chance to see about 100 bred sows, of the kind that will show you why the spotted hogs are increasing in popularity faster than any other breed.

Don't get scared out by low prices. That's just the time to buy, when prices are low and you can get the pick of the herds for a low price. By the time you raise the pigs from these sows the prices will be high again and you will be right in luck.

Besides the sows, we are selling about a dozen outstanding young herd boars, the pick of our herd, and if you want something real, this will be the chance to get it.

We are going to have good roads and good weather, and you can drive to the sale and take a pig home on the running board.

### Money in Hogs

There is money in hogs if you have the right kind and the right blood lines. Stuff like our Corrector and Masterpiece blood lines will always sell and young herd boars of them would help sell your bred sows next winter. Or a good sow bred to one of those great boars—think what the litter would do for you.

### Send a Bid for a Pig

If you can't come, send a bid. The catalog explains how. We guarantee satisfaction. Try your luck. If you get one for \$50, you will be in luck. If they go higher, you can't lose. Try it once.

### Likes the Pig

"I received the pig all O. K., and will say that I am well pleased with him. He has lots of vim about him, and I think he will make a fine hog to head my herd. Thanking you for prompt service and wise selection, I remain,"

—W. O. Lane, Miller City, Ill.

### Get a Young Herd Boar

We are going to sell about a dozen outstanding boar pigs, mostly sons of Giant Corrector and Masterpiece. One of them at the head of your herd would make you a lot of money, for it would sell your pigs. That kind of stuff will always sell.

### Good Registered Sows \$50

At our sale, August 21, I look for some mighty good bred sows to sell as low as \$50. We are putting some of our very best sows into this sale, but it's the off time of year for sales and they will go cheap.

If you have been waiting for a \$50 price to get you a start of registered hogs, here is your chance. Come and pick them out yourself or send a bid.

### Come and See Us Sale Day

I want you to plan to come and see us at the time of one of our hog sales, August 21st or October 30th.

Of course, I want you to come and see us any time, but if you are at all interested in the spotted hogs, sale day will be a good time to come as it will be worth a lot to you to see the hogs and see the breeders that will be here from all over the country. And it will be lots of fun to watch the bidding, and a liberal education too, to watch how the experienced breeders bid, and which ones they bid on.

If you want something good and something different from what your neighbors have, something that is guaranteed to please you, send your order for one or more of these pigs.

### A Pig on a Mail Bid

"I received the pig all O. K. I like him fine, and every one that has seen him thinks he is a dandy pig. I didn't think I would get him for that money when I sent my bid. Excuse delay in writing, as I have been pretty busy. Yours truly,"

—F. P. Jeter, Lyndon, Kans.

### 16 Pigs

"Received the pedigree for Mary B, and the next day she farrowed 16 little Spotted fellows, and has saved 13 thus far."

—Willard C. Moon, Lamoni, Iowa.

### A Good Pair of Pigs


"The pigs are doing fine and I am well pleased with the pair. I probably could not have picked a better pair if I had been there, unless you had a grand bunch to pick from. All of the neighbors have seen them and seemed to be well pleased, and two or three of them say they are going to send for some this fall. Sometime in the future when my pigs have made me lots of money, I am coming to see your pigs, the seed-house, the seedhouse girls, and the whole family. Yours truly,"

—E. R. Alger, Custer, South Dakota.

### A Good Pig

"The young boar, Mollie's Corrector, catalog No. 106, which Van Sutliff bought for us at your sale, arrived yesterday in fine condition after his long ride from Shenandoah. We are greatly pleased with him and satisfied that he is going to be a splendid specimen when he grows out. We are extraordinarily pleased with his color, for we like plenty of white on them. Thanking you for your interest in the matter, and your promptness in shipping, we remain,"

—Ernest Lane & Son, Delta, Ohio.



### Male Pigs of Any Age

We always have a fine lot of male pigs on hand of any age, from 3 months to 1 year, and priced at from \$30 to \$75, according to size, age, color, and quality. We have all kinds of blood lines and can mate well with anything you already have. Ask for what you want.



## Get Busy

You fellows who have been waiting for the right time to come to sow alfalfa seed might just as well get busy. The time is here right now. Probably the best time you could sow Alfalfa would be within the next six weeks now.

That is on the supposition that you have the ground all ready and in good shape. If your ground is weedy or has a crop of late oats on it or something like that, it is going to be a pretty hard matter to get it ready in time for Alfalfa, for the ground absolutely must be in good condition. You can't get around that. If the ground is lumpy and weedy and hard, you might just as well burn up your Alfalfa seed and save the work of sowing it.

If you have come stubble ground which is in good condition, and if you will jump in and disc it and plow it, and then disc and harrow it five or six times more and then let it settle for three or four weeks, and then disc and harrow it some more, you probably can get it in good shape in time to sow Alfalfa yet this summer.

Remember, you can't sow Alfalfa late in the fall like you can Clover and Timothy. It is tender to frost when it is little. It must be sown early enough so it can get at least six inches high before hard freezing. That means in this latitude it must be sown not later than the first half of September and usually not later than the 10th of September.

For corn belt conditions our western Kansas and Nebraska seed will be perfectly hardy to use, but the Dakota seed is very popular. On a hard pan soil or one with a high water level, the Grimm is the very best alfalfa to use, for the reason that it produces the branching root system instead of the one tap root, and will grow along parallel to the hard subsurface. Our Dakota No. 12 is splendid value in a hardy variety. It comes from old established fields in western South Dakota, many of them started with the Grimm and the identity lost through change of land ownership.

The sooner the better now for your new field of alfalfa. Elsewhere in Seed Sense we offer several different kinds of seed, in the monthly price list for August. The quality is the very best, priced right. Will let you be the judge as to this.

You should use about twenty pounds per acre. Some get along with as little as twelve, but twenty is the best.

We can supply you the best of seed at bargain prices, \$9.00 bu., and up. Write us for special prices and samples. We are always glad to tell you what we can do.

## Time Yet to Sow Alfalfa

I have talked Alfalfa to you until I am pretty nearly tired of talking, but I am going to keep it up until every farmer in the country has a patch of alfalfa. I really believe that within twenty years alfalfa will be as common in Iowa and Illinois and Missouri as it is now in Kansas and Nebraska. The only reason they beat us to it, was because they had hard work raising corn and clover, and had to hunt for some other crop.

We have been fairly prosperous with corn and clover and haven't felt the need of other crops, but the men who are trying alfalfa and making a success of it find that it is as much of an advantage here as it is in Kansas and Nebraska.

Everyone agrees that early fall or late summer is the best time to seed it. Here in Iowa my advice would be not to risk it later than September 15th, but as you go south, you can put it in much later. In many parts of Missouri it could be seeded as late as October 1st. By all means, however, get your ground in good condition. You will be throwing your seed away, if you don't, and be sure to get the best possible seed.

I will be glad to send you a free sample of alfalfa seed at any time and will sell you the seed subject to the test and approval of any state college or government experiment station. I am not afraid to put my seed up for a test any time.

## Alfalfa Needs Good Soil

Because alfalfa benefits the soil, adding nitrogen and humus, many farmers have the idea that this crop will make a successful growth on any kind of soil, no matter how poor it is. Dealers should correct this wrong impression and impress the fact upon the farmers that good yields can only be obtained on fertile soils. Although the alfalfa plant collects nitrogen from the air and stores it in the soil, yet certain elements of plant food must be present or the alfalfa plant cannot make a satisfactory growth and produce a good crop of hay. Not only must the nitrogen gathering bacteria be present in the soil, but also a proper amount of available plant food or the farmer will be disappointed in the resulting yield.

Experience has proven that one of the best fertilizers that can be used for alfalfa is common barnyard manure, applied at the rate of eight or ten tons to the acre. If sufficient manure is not obtainable, some suitable commercial fertilizer may be used to make up the required amount.

## Seed Alfalfa Now

August is one of the best months for starting a field in alfalfa. We sell more seed to be used at this time than at any other time of the year. The weeds are not so bothersome, the moisture is more certain, and a stand is an assured fact, nine times out of ten.

If the ground is in corn, one can get straddle of a horse, and with a Cyclone seeder sow the seed broadcast, covering from four to eight rows each trip down the field. I would suggest the use of 20 lbs. of seed per acre when put in broadcast this way. Follow up with a one horse harrow, an expanding A kind is just the thing. But a binder wheel can be dragged through the field to keep up the mulch and to cover the seed. Up at Brookings, S. D., a man by the name of Sherwin puts out a one horse alfalfa drill that will do the work nicely and less seed will be required.

Should your ground be in oats, disc the stubble ground once and shallow plow, or if the ground is in good shape, double discing will probably be all the work needed before sowing the seed broadcast and harrowing. If you use a drill, so much the better, providing the hired man does not go to sleep on the drill and put the small seed down too deep. One-half inch deep is a plenty and from 12 to 15 lbs. per acre seed enough for anyone.

When the seed is put in at this time of year, the alfalfa plants will be 8, 10, or 12 inches high by fall, so as to go into winter quarters in the finest kind of shape. Do not pasture during winter. In fact, keep all feet off until late spring.

## Winter Vetch

The more I see of Winter Vetch the better I am pleased with it. I believe it will eventually be as common on our farms as clover and alfalfa. It will improve the ground as well as either one of them and you get quicker action. It will do fairly well sown in the spring, but does much the best sown in the fall like Winter Wheat. It is as hardy as Rye, will grow all winter and make a big crop very early in the spring. It can either be cut for hay or plowed under for green manure, or both.

Price 22c per lb., \$13.20 per bu.

## Good Sorghum

*"Have been intending to write to you about the 2 gallon can of Sorghum we got, but thought I would wait until I ordered my seed. I want to say it was the finest Sorghum I ever saw. We used to think there was a man in Missouri who could not be beaten for making sorghum, but we will have to give it up since we bought from you."*

—Mrs. J. C. Howell, Bondurant, Iowa.

We still have some of this same sorghum for sale in 2 gallon cans, at \$2.00 per can. You'll like it. H. F.

Inoculation is crop insurance. Use Nitragin or Farmogerm if you have not grown a crop of Alfalfa or Sweet Clover on the land successfully. One bushel can of Nitragin treats one bushel of seed. Costs \$1.00.



## Get Ready for the Alfalfa

It is a safe guess that at least two-thirds of the alfalfa seed sown in the cornbelt is sown in the months of July, August and September, the most of it during the month of August. This is a good time to sow alfalfa. The only thing to remember is to have the ground in first class condition. Most of the failures in growing alfalfa are due to the poor preparation of the soil before the seed is sown. Remember that alfalfa does not catch well on freshly plowed ground. It should be plowed and then worked from two to four weeks if possible, in order to get the ground settled and in good condition. If possible, you should begin getting the ground ready now, although you can, of course, put the alfalfa in following a crop of wheat or oats, if you will plow the ground just as soon as the grain is off and work it and get it down in shape.

Remember that we have the very finest alfalfa seed for sale and will be glad to fix you out. Our seed is sold subject to your own test and approval of any state college or experiment station. See Price List for latest prices.

## Timothy-Alfalfa

Blue grass in the alfalfa field, the bugbear of the grower, may not be fully retired, but is on the way, judging from a four year old plot of alfalfa and timothy on the Experimental Station Farm at Madison, Wis. Blue grass crept in on the low spots in all the adjoining plots, even those of hardy variety, after the hard winter of 1917-18, but in the timothy-alfalfa plot, hardly a spear of blue grass stands up and the alfalfa is unusually luxuriant in growth. The timothy does unusually well in the combination seeding it seems, on the dead alfalfa roots. The seeding in this plot says F. L. Grayberg, in charge of the experiment, was one-fourth timothy and three-fourths alfalfa. In fields cut at the stage when the timothy heads are forming, the timothy contains 14 per cent protein.—Wisconsin Press Bulletin.

*Note*—Some way this reads pretty well. The timothy, owing to its dry nature will make the curing of the alfalfa an easier matter than when the alfalfa is grown alone, and will make a heavier yield at the second cutting at least, than a crop of pure alfalfa would do. Again, the timothy would make a good late fall growth, protecting the crowns of the alfalfa during winter, and we consider the plan well worth a trial.

This is a great country for timothy seed around here and we can always give you a bottom price on first class home grown seed. We are offering it now, strictly re-cleaned and high purity at around \$3.60 per bushel.

Farmogerm will assure a sturdy Alfalfa stand. Inoculate the seed this year. We sell it.

## Kanred Winter Wheat

I have been observing the new winter wheat, KANRED, for all the defects as well as good points to be said for it, and let me tell you right here and now, this is the variety, absolutely, wherever winter wheat is grown.

They told me last year what a wonderful wheat has been developed, but the price was so high, and I had nothing to go on but what the other fellow said, I was sort of like the fellow from the Show Me state.

But setting all bouquets aside, this KANRED is the best all around hard winter wheat we ever had in this country to my knowledge. Up at Ames, where the interesting experiments are made with all sorts of grains and grasses, they have vote KANRED wheat second to none. It seems to be free from red and black rust, at least the test plots on each side of Kanred were infested but no rust was found on Kanred. It is outyielding any other winter wheat, stands up the finest on rich bottom land, and the heads are often six inches long. Sow from four to six pecks per acre.

Price, \$1.50 bu.; seamless bags 50c extra, holding 2½ bu.

## Give the Stock Number

Our customers most of them know that we keep exact records of all stocks of seed, through a system of stock numbers, which are put on every package of seed, and which refer to our records here at the seedhouse.

By going to our records and looking up that stock number we can get the entire history of every package of seed we send out, where it was grown, what the germination test was with us, and what its record has been on our trial grounds.

Whenever you get any particular stock of seed that just exactly suits you, give us the stock number on it and we can match exactly, or very often can give you some of the same stock of seed on such things as Watermelon, Tomatoes and Cucumbers, which are generally kept in the house for two or three years, as it is a well known fact that vine seeds of all kinds improve with age up to four or five years old. Experienced growers always insist on using seed which has been carried over at least one year.

I don't know whether you knew this or not, and perhaps I am giving away trade secrets, but it is a fact that professional pickle growers, for instance, will not use cucumber seed that is less than two years old. They say that right new seed runs to vine too much and does not set fruit enough, while if kept until it is two years old, it makes a shorter vine and a much heavier crop of Cucumbers. The same is true of Watermelons, Squashes, Muskmelons, and Tomatoes.

## Winter or Perennial Onions

Winter onion sets should be planted in the fall. It is next to impossible to carry them over in good condition for spring planting. In the fall the sets are fresh and plump and if planted then will make an early start in the spring.

Select some out-of-the-way place in your garden to plant them, for they are a perennial and the bed will not likely be disturbed for years. Like other garden crops, they like rich soil, and if planted on such, will come earlier and make better onions. The sets of the winter onions grow in bunches. These bunches should be broken apart and the sets placed about three inches apart in the row. These rows should be about one foot apart.

These onions spread from the crown and in time you will have a good-sized clump from one set. They do not form a bulb as other onions, but are used as green onions only. They are extremely hardy and early.

We can furnish them in small quantities at 25c per pound, postpaid. In larger amounts, to go at customer's expense, 15c per pound. In lots of one-half bushel or over at \$3.50 per bushel, transportation to be paid by customer.

## Timothy-Alsike

Alsike can be seeded in the fall just as well as not. So can timothy, and so the combination naturally can be put onto the land in August and September in this latitude, and a profitable mixture they will make.


I would rather see you sow a combination of alfalfa three parts, and timothy one part, but if you have a low sour piece of ground that is not yielding enough to even pay the taxes, you will find a panacea in twenty pounds of timothy-alsike mixed. This mixture contains twenty per cent alsike, and is good clean seed of splendid germination. Our kind of seed, and yours.

The mixture was grown and threshed together. The feeding value of timothy is greatly increased with the addition of alsike clover, and as the clover is a perennial, same as timothy, your seeding should last a number of years. We had a field seeded to this mixture that yielded a good crop of hay for seven years, and fall pasture from the aftergrowth.

The price is the nice thing about this mixture—we are asking only 10c per pound. If you take our advice and sow twenty pounds per acre, the cost of seed will be about \$2.00 per acre.

*Winter Hardy* comes on quickly in the spring, affords good pasture late in the fall, easy to get a stand, makes excellent horse hay, will grow where other grasses and legumes fail. In other words, don't just take our word for it, but try it. Freshen up your pastures this month or next by discing the sod a bit and sowing this mixture





### New Flags for Old

How is your flag? Worn out and dingy? Most of them are. We all bought new flags in war time and kept them flying very faithfully, but those flags are four or five years old now and pretty well worn out.

Don't you believe it is a pretty good idea to keep our patriotism alive and our flags bright in peace time the same as in war time? Just the same as we ought to keep our religion working on week days the same as on Sundays?

What made me think of it just now, was that the merchandise stockroom man was showing me the other day shelf after shelf of flags, bright and nice and new, and no orders for them. So I thought I would remind you of them. Maybe if your own flag is all right, your school house ought to have one.

We are going to make a special low price on them, too, so you can have no excuse for not buying. Here are prices.

Style A regulation flag, medium weight, sewed stripes, printed stars, guaranteed fast colors, brass eyelets, for ropes—

3x5 feet	-----	\$1.00
4x6 feet	-----	1.50
5x8 feet	-----	2.25

#### All Postpaid

Samson bunting, which is a very heavy cotton, with sewed stars—double the above prices.

Wool flags—same price as Samson bunting.

### Popping Corn

We are offering Baby Golden and Little Giant for popping purposes. All of you who have tried these varieties know of their high quality. They far out-class the White Rice or other standard varieties. We have a big stock and are offering at low prices to close it out. It is not quite good enough for seed purposes, but is ideal for popping. We are offering in small quantities at 8c per pound as follows:

25 pounds for	-----	\$2.25
50 pounds for	-----	4.00
100 pounds for	-----	7.50

This includes bags, but transportation is not prepaid.

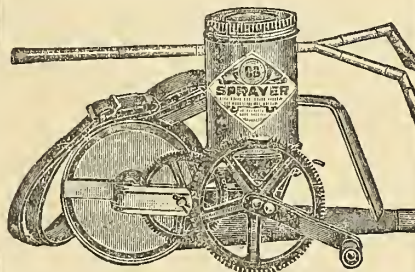
### How to Handle Plant Lice

I suppose you all know what plant lice are? They are a very small, green insect that is usually found on the under side of the leaf and do most damage on vine crops, cabbage, peas, lettuce and in fact, are found on most vegetables at one time or another.

In the past there has been no sure remedy for them. Tobacco dust, tobacco tea, made from tobacco stems and Black Leaf 40, have been used, but they did not always do the work and were such an everlasting nuisance to apply. Mostly we just stood by and watched the lice take the crop.

However, as is most always the case, a remedy has at last been discovered. Remember how sick you were the first time you ever tried to smoke? It was the nicotine in the tobacco that did it and we can furnish you dust that contains enough nicotine to cause these Plant Lice to roll over and give up the ghost, within a very few minutes time after you have dusted them.

Ask for ALL-IN-ONE dust, and don't wait until your melon vines begin to wilt down before you order the dust, for they work fast when they get started. Figure about 25 pounds for an acre of melons. You should also have a good dust gun to distribute the dust. It is so simple to apply that you don't need any instructions. Simply dust the vines when the lice appear—that's all.



### Gear Driven Hand Duster

Price \$12.00, or Complete with a Supply of Dust for \$17.00

This is what we consider the best hand power duster made, and is suitable for either garden or small orchard work, but is especially designed for truck garden work. Weighs 10 lbs., and can be easily carried. Will work either one or two rows at once. Especially fine for radishes, melons, potatoes, cabbage, and such crops. Has a powerful fan which distributes dust evenly and steadily. Has valve and shut off to regulate flow of dust. Fully guaranteed in every way.

Furnished complete as shown for \$12.00, or for \$17.00 with a liberal supply of general purpose insecticid and fungicide dust.

More dust can be shipped promptly as needed. Prices are f. o. b. here, to go by express at your expense.



### Hand Dust Gun \$1.25

Complete with supply of powder \$1.95

Here is a hand dust gun suitable for the small home garden. It will distribute any kind of insecticide or fungicide dust economically and quite satisfactorily. Not as good as the bigger machines, but fine for the price.

Price \$1.25, or complete with a supply of general purpose dust for \$1.95. Prices are net f. o. b. here, to go by express at your expense.

### Price of Dust

For most purposes and especially for the small trucker or for the home garden we advise the ALL-IN-ONE, or general purpose dust, which combines a fungicide, poison, sulphur, and nicotine. It comes in various sized cans as follows. Can be used on any plants without harm, and will whip most insects.

1 lb cans, each	-----	\$ .35
5 lb cans, each	-----	1.50
10 lb cans, each	-----	2.50
25 lb cans, each	-----	5.00
50 lb cans, each	-----	9.50
100 lb cans, each	-----	18.00

Prices are f. o. b. here, to go by freight or express at your expense.

We can quote on straight lead Arsenate or other items if you wish to mix your own, but for the small grower we advise the mixture above.

### Hen Jewelry

#### Aluminum Adjustable Legbands



PRICES:—12 for 20c  
25 for 30c, 50 for 45c,  
100 for 75c, all postpaid

These are the latest style, pure aluminum, adjustable to any size poultry, numbered 1 to 12, 1 to 25, and 1 to 100. We carry a good supply in stock all the time and send them postpaid at prices named above.

#### Petty's Poultry Punch



For marking little chickens in the web of the foot. Price 35c each postpaid.



# Wholesale Net Prices August 1, 1923

GOOD TO SEPT. 1, 1923  
(SUBJECT TO BEING UNSOLD)

Address all orders to **Henry Field Seed Co., Shenandoah, Iowa**

**We Want Early Orders**—So we have made these prices very low. We have the seed in the house, bought right, and up to Sept. 1, if possible, we will sell at these prices. When it is gone and we have to buy more at higher prices, you will have to pay more. Better buy now while the buying is good. Write for special quotations after Sept. 1, or send order and I will fill at lowest price.

These prices are the ones ruling at this time, Aug. 1, and we hope to be able to continue them without change up to Sept. 1, but we will not promise positively to do so, as there are indications of sharp advances in many lines. It will be all right to order at these prices with understanding that there may be changes either way. Early orders are practically certain of getting filled at these prices.

These prices are f. o. b. Shenandoah, customer to pay the freight. If you want delivered prices we will make a special estimate for you on request.

No extra charge for sacks, except for wheat and rye. All other seeds sold "sacks weighed in." Remember this when comparing prices.

Prices are strictly net, spot cash; no discount.

Safe arrival guaranteed. We guarantee that all seeds will reach you in good order.

Sold on approval. These seeds are priced and sold with the understanding that if not found strictly satisfactory they may be returned at our expense and your money will be refunded. You can be the judge of quality

Reference. First National Bank, of Shenandoah, Iowa.

Free Samples. We will gladly send free samples of any kind of seed quoted here.

Subject to Sale. All prices are subject to stock being unsold on receipt of order.

## YOUR MONEY'S WORTH OR YOUR MONEY BACK

It is mutually agreed and understood that any seeds or other goods ordered of us may be returned at any time within ten days after receipt if not satisfactory, and money paid for them will be refunded, but we do not, and cannot, in any way, warrant the crop, as it is dependent on so many conditions beyond our control.

	Per	Equals
	100 lbs. per bu.	100 lbs. per bu.
<b>Alfalfa (Dry land northern grown, hardy)</b>		
Poor but Honest	\$15.00	\$ 9.00
Mixed Hardy, second grade	18.00	10.80
Midwest (Kan.-Nebr.)	25.00	15.00
Northwestern grown, hardy	27.00	16.20
Dakota No. 12, extra hardy	28.00	16.80
Grimm	50.00	30.00
Cossack, Super Hardy	60.00	36.00
<b>Clover Seed (60 lbs. per bu.)</b>		
Medium or Common Red	20.00	12.00
Mammoth Red	23.35	14.00
Alsike	22.00	13.20
White Dutch	65.00	39.00
Crimson Clover	20.00	12.00
<b>Sweet Clover (All hulled and scarified)</b>		
White Biennial	14.00	8.40
Yellow Biennial	14.00	8.40
New Grundy Co. White Biennial	18.00	10.80
HUBAM (Annual White)		Sold Out
<b>Timothy and Timothy Mixtures (45 lbs. per bu.)</b>		
Timothy, best home grown	8.00	3.60
Timothy-Alsike Mixture (20 per cent Alsike)	10.00	4.50
Timothy-Red Clover Mixture (20 per cent Clover)	11.00	4.95
Timothy-Mammoth Mixture (20 per cent Clover)	12.00	5.40
<b>Blue Grass</b>		
Kentucky Blue Grass	28.00	3.92
Canadian Blue Grass	32.00	4.48
English Blue Grass	18.00	
<b>Broadcast Seeders</b>		
Cyclone, each (allow postage for 5 lbs.)		\$2.00

	Per	Equals
	100 lbs. per bu.	100 lbs. per bu.
<b>Other Grasses</b>		
Italian Rye Grass	15.00	2.10
Perennial Rye Grass	15.00	2.10
Bromus Inermis	15.00	2.10
Red Top, fancy solid seed	28.00	3.92
Red Top, unhulled or rough seed	12.00	
Orchard Grass	25.00	3.50
Bermuda Grass	30.00	
Lawn Grass Mixture	40.00	
New Zealand Chewings Fescue	50.00	
Red Fescue	50.00	
Permanent Pasture Mixture	16.00	
Permanent Meadow Mixture	16.00	
Lowland Pasture Mixture	16.00	
<b>WINTER OR HAIRY VETCH</b>	22.00	13.20
SUDAN	15.00	
DWARF ESSEX RAPE	10.00	
SUNFLOWER SEED	12.50	
HOG PASTURE MIXTURE	8.00	
KAFFIR CORN AND MILO MAIZE	5.00	2.80
FETERITA	5.00	2.80
FODDER CANE	6.00	3.00
SYRUP CANE (Several varieties)	15.00	7.50
PULVERIZED SHEEP MANURE	2.55	
<b>Millet (50 lbs. per bu.)</b>		
Golden	5.00	2.50
Common or Fodder	4.50	2.25
<b>Small Grain (Jute bags weighed in; white bags 45c)</b>		
Kanred Wheat		1.50
Rosen Rye		1.25
Buckwheat	5.00	2.40

## This is Alfalfa Time

Fine time to start another field by shallow plowing the oat or wheat stubble, work down well and sow 15 pounds of good seed per acre. **Good Seed is Crop Insurance!**

## Kanred Wheat

Most popular variety. Is rust resistant; stands up well even on rich land; outyields its parent five bushels per acre. Let the overrun pay the threshing bill. We have **Good Seed Wheat—Certified Kanred.**

## DON'T NEGLECT TO INOCULATE AT PLANTING TIME

Your Clover—Alfalfa—Sweet Clover—Soy Beans—and Cow Pea Seed

Nitragin

Farmogerm

(Bu. sizes instead of acre sizes)

1/4 bu. size can	\$ .40
1/2 bu. size can	.60
1 bu. size can	1.00
5 bu. size can	4.75
Garden size, Peas and Beans only	.20

1 acre size	\$1.00
3 acre size	2.50
12 acre size	9.00
Garden size, combination	.50