

对内秘密
对外不发表

confidential

太原市

請交換

物價指數月報

Monthly Bulletin of Index
Numbers in Taiyuan

三十六年三月份
March of 1947

山西省政府統計處編印

compiled by the department of statistics
provincial government
Shansi, China

目 錄

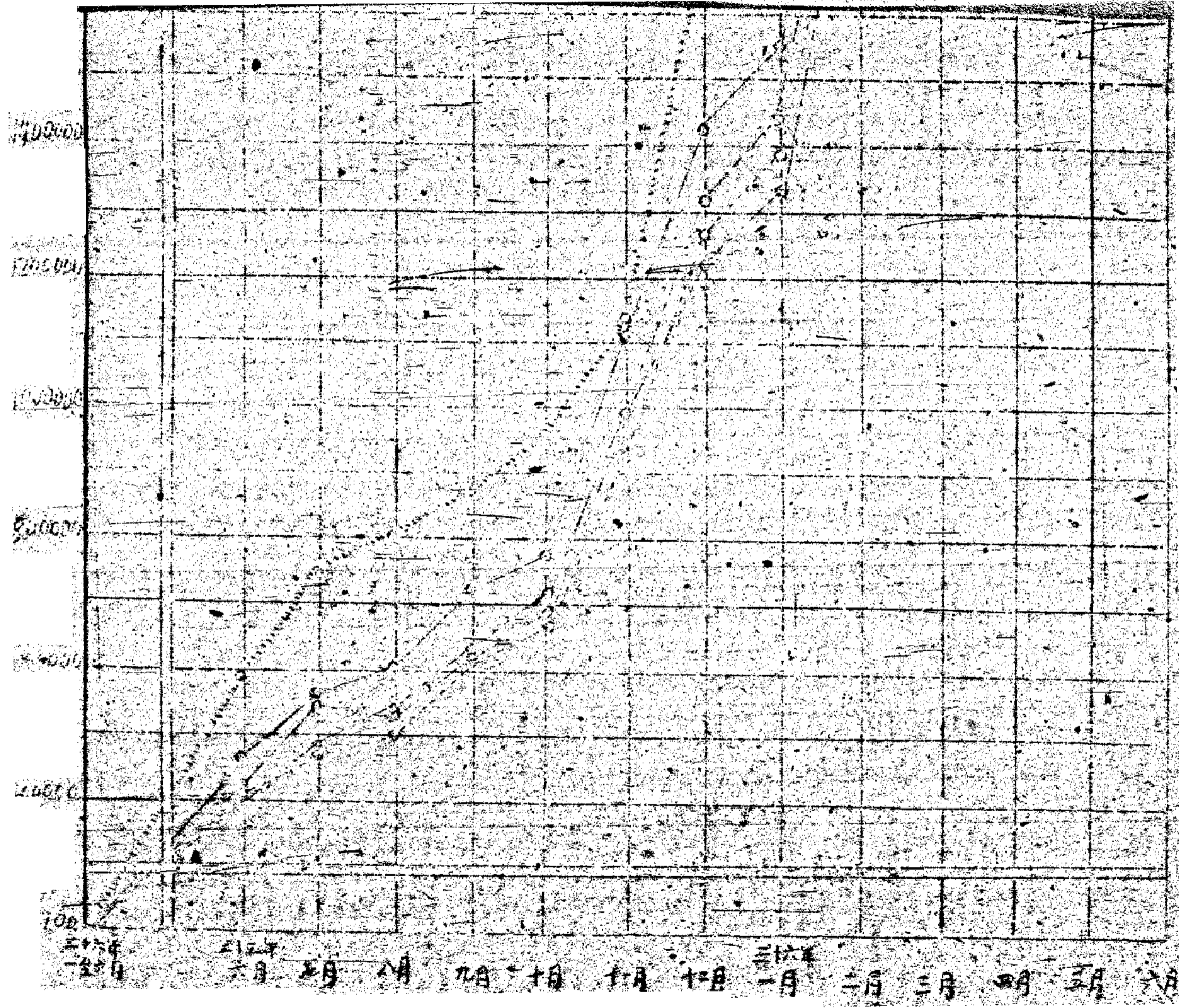
- 一 太原市三十六年三月份物價指數變動說明
- 二 太原市物價指數圖
- 三 太原市公務員生活費指數分類比較圖
- 四 太原市躉售國貨價格指數
- 五 太原市躉售國貨及外國貨價格指數
- 六 太原市零售國貨價格指數
- 七 太原市機關辦公用品價格指數
太原市公務員生活費指數

Contents

1. Explanation of fluctuations of index numbers of March in Taiyuan
2. Tendency of fluctuations of index numbers in Taiyuan
3. Comparison of group index numbers of the cost of living of government officials in Taiyuan.
4. Index numbers of wholesale prices of domestic product in Taiyuan
5. Index numbers of wholesale prices of domestic and foreign products in Taiyuan
6. Index numbers of retail prices of domestic products
7. Price index numbers of office requisites in Taiyuan
8. Index numbers of the cost of living of government officials of Taiyuan

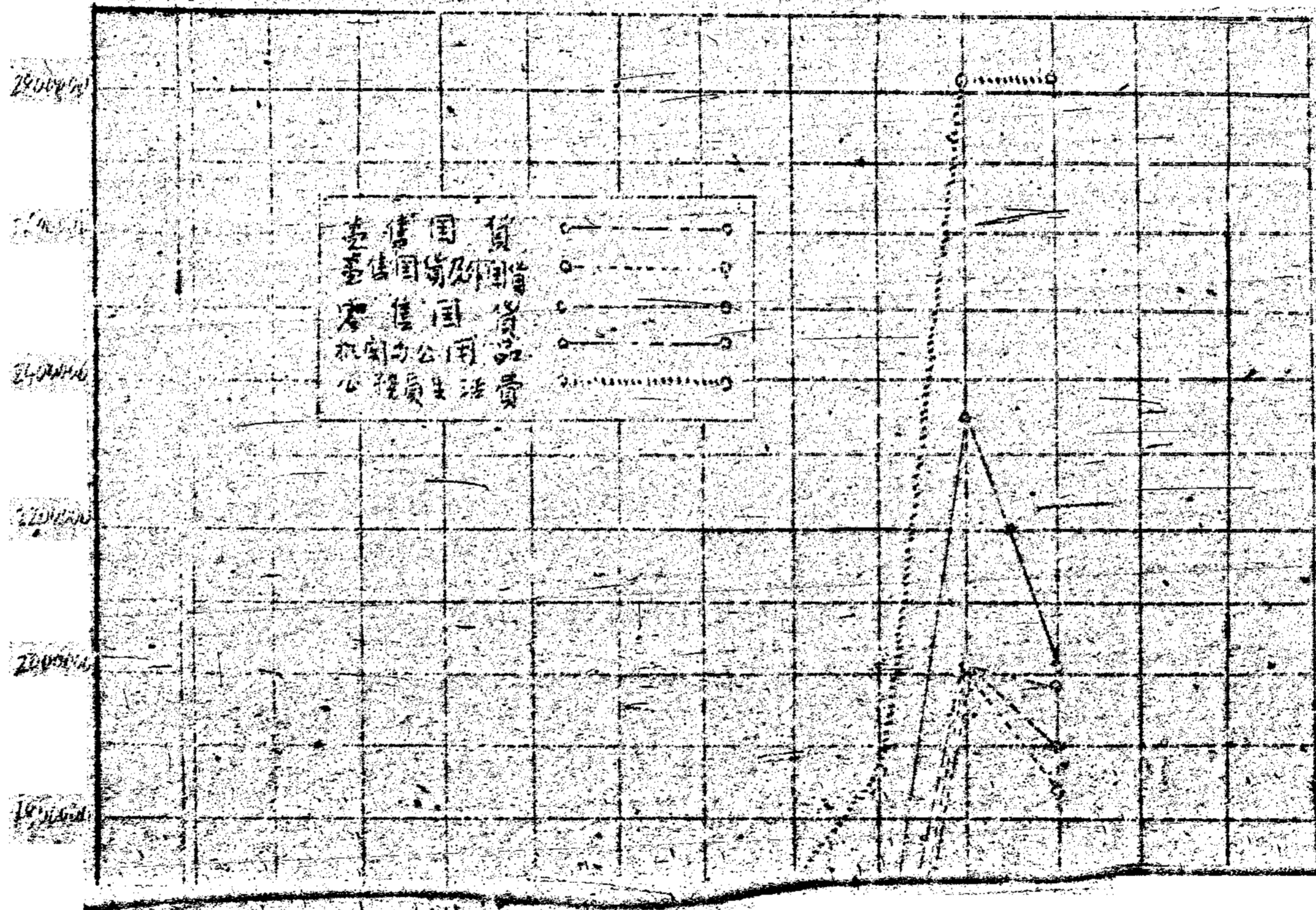
太原市三十六年三月份物價指數變動說明

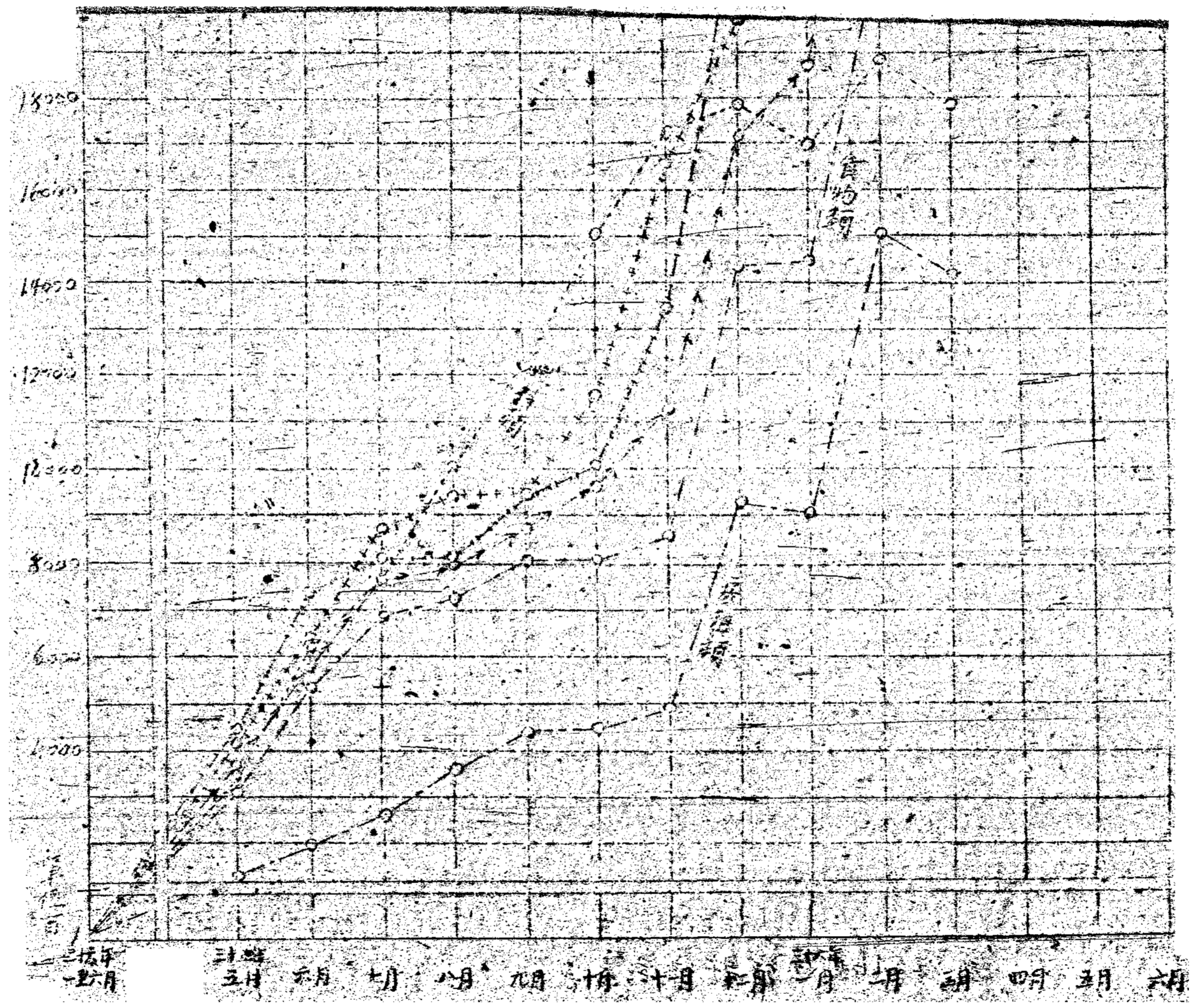
1. 躉售國貨價格指數：本月份變動情形與上月相較總指數下落10.86%。分指數中除金屬類上升3.87%餘均趨跌如食物類下落11.63%衣着類10.91%燃料類9.24%建築材料類8.22%雜項類下落最大達17.40%。
2. 躉售國貨及外國貨價格指數：本月與上月相較除金屬電料類上升2.05%外餘均下落如食物類跌11.63%衣着類8.13%燃料類5.05%建築材料類8.22%雜項類14.06%總指數則下落9.68%。
3. 零售國貨價格指數：本月與上月比較所有指數均趨下。游總指數下落11.10%。分指數中食物類跌11.02%衣着類12.63%燃料類4.15%雜項類跌最大達14.03%。
4. 機關办公用品價格指數：本月與上月相較總指數下落0.73%。分指數中文具類升1.23%印刷類升12.84%郵電旅費類升4.49%至消耗類則跌3.49%修繕類降10.39%信託類下降6.70%。
5. 公務員生活費指數：本月與上月比較總指數上升0.23%。分指數中三費類則降雜項類上升6.26%外餘均趨跌如食物類下落4.27%衣着類5.98%房租類5.56%燃料類5.65%。



太原市物價指數圖

基期民國二十六年一月至六月=100 (三十五年六月至三十六年期)






太原市公務員生活費指數分類比較圖

基期民國二十六年一月

(三十五年五月至三十六年三月)



Explanation of Fluctuations of Index Numbers

1. Index numbers of wholesale prices of domestic products in Taiwan

As compared with last month, the general index fell 10.86%.

In connection with the fluctuations of the group indices, all tended to fall except that of metals, which rose some 3.34%. For example, the index of food stuffs fell 11.63%; that of clothing 10.91%; that of fuels 9.24%; that of building materials 8.22% and that of sundries 17.40%.

2. Index numbers of wholesale prices of domestic and foreign products in Taiwan

As compared with previous month, all indices tended to fall except the index of metals and electric materials, which went up 4.05%. For example, the index of food stuffs fell 11.63%; that of clothing 9.13%; that of fuels 9.05%; that of building materials 8.22%; and that of sundries 15.06%, while the general index fell somewhat 9.63%.

3. Index Numbers of Retail Prices of Domestic Products in Tainyuan

As compared with last month, all indices tended to fall. For example, the index of food stuffs fell 11.23%; that of clothing 12.63%; that of fuel 4.15%; and that of sundries 14.23%, while the general index fell 11.70%.

4. Price Index Numbers of Office Requisites in Tainyuan

As compared with last month, the general index fell 0.73%. As to the fluctuations of the group indices, the index of stationeries rose 13.24%; that of printings 12.64%; and that of postage, telegram and travelling expenses 4.44%, while the index of consuming matters fell 3.49%; that of reparations 10.69% and that of sundries 6.70%.

5. Index Numbers of the Cost of Living of Functionaries in Tainyuan

As compared with previous months the general index went up 0.27%. On account of the fluctuations of the group indices the index of food stuffs fell 4.24%; that of clothing 5.94%; that of rent 5.56%; and that of fuel 5.65%, while the index of sundries rose 6.26%.

大陳市躉售國貨價格指數

Index Numbers of Wholesale prices of Domestic products in Tainan.

民國三十六年三月
March, 1947

基期：民國二十六年一至六月 = 100

Base period: Jan.-June, 1937 = 100

指數公式 簡單幾何平均

Formula: Simple geometric mean

時期 Month	總指數 General Index	食 物 類 Food			類 指 數 group Index				
		合計 Total	糧食 Cereals	雜食品 Other Food	衣着類 Clothing	燃料類 Fuel and Light	金屬類 Metals	建築材料類 Building materials	雜項類 Miscellaneous
基期 1937	150	18	9	9	9	5	4	5	9
三月 1947	1442512	328528	1114829	1583189	1612867	2147326	993854	1515229	1403720
二月 1947	2133529	2006402	1820437	2211365	2192546	2641976	1526134	1974119	2522574
一月 1947	1901409	1772987	1602003	1962220	1953254	2398170	1585190	1812293	2083626

太原市零售國貨價格指數

Under Numbers of Retail Prices of Domestic Products In Taiyuan

民國三十六年三月

March, 1947

基期 民國二十六年一月至六月 = 100

指數公式 簡單幾何平均

Base period: Jan. - June, 1937 = 100

Formula: simple geometric mean

時 期 Month	總指數 general index	分 類 group index					雜項類 miscellaneous
		合 計 Total	食 物 Food	衣 著 類 clothing	燃料類 Fuel and light	雜項類 miscellaneous	
項 數 No. of commodities	50	25	9	16	10	6	9
三十六年一月 Jan. 1947	1563279	1366090	1075120	1563118	1927573	2578558	1457399
二月 Feb. 1947	2355789	2050822	1742355	2247750	2651291	3193546	2478948
三月 March, 1947	2094239	1824823	1544623	2004218	2316413	3060975	2131123

太原市機關辦公用品價格指數

Price Index Numbers of office Requisites of Taiyuan

民國三十六年三月
March, 1947

基期民國二十六年一月至六月=100

Base period: Jan. - June 1947 = 100

指數公式
Formula:

總指數 加權算術平均
General Index: weighted
arithmetic mean
分指數 簡單算術平均
Group Index: simple
geometric mean

時期 Month	總指數 General Index	分類指數 Group Index					
		文具類 Stationeries	消耗類 Consuming materials	印刷類 Printing	郵電青類 Postage, telegrams and travelling expenses	修繕類 Reparations	雜項類 Miscellaneous
權數 Weight	100	22	25	8	16	12	17
項數 no. of commodities	30	7	5	7	3	3	5
三十六年一月 Jan, 1947	1334167	1227654	1496162	1515821	243750	2663205	1824660
二月 Feb. 1947	2073632	1807581	1860991	2453142	261364	3352520	2943496
三月 March, 1947	1989051	2043180	1796077	2768161	273107	2987516	2746555

太原市公務員生活費指數

Index numbers of the cost of living of government officials of Taiyuan

民國三十六年三月

March, 1947

基期 民國二十六年一至六月=100

指數公式 簡單幾何平均

Base period: Jan. - June 1937 = 100

Formula: weighted aggregative

時期 Month	總指數 general index	分類指數 group index				
		食物類 Food	衣着類 clothing	房租類 rent	燃料類 Fuel and light	雜項類 miscellaneous
項數 no. of commodities	29	10	6	1	2	10
三十六年一月 Jan, 1947	1869514	1440738	2468259	902329	1692708	2342035
二月 Feb, 1947	2816242	2108093	3983484	1500000	1883273	3565933
三月 March, 1947	2819173	2078123	3745223	1416666	1777085	3788777