


LIBRARY
BUREAU OF THE CENSUS



1982

Census of Service Industries

SC82-A-33

GEOGRAPHIC AREA SERIES

New York



U.S. Department of Commerce
BUREAU OF THE CENSUS

BUREAU OF THE CENSUS
LIBRARY

Census
HD
9981.4
.U54x
1984
[v.1]
pt.33
c.3

The publications
from the 1982 Economic and
Agriculture Censuses are dedicated
to the memory of Shirley Kallek,
Associate Director for Economic Fields.
During her career at the Bureau of the
Census (1955 to 1983), she continually
directed efforts to improve
the timeliness and accuracy of
economic statistics.

1982

Census of Service Industries

SC82-A-33

GEOGRAPHIC AREA SERIES

New York

Issued December 1984



U.S. Department of Commerce
Malcolm Baldrige, Secretary
Clarence J. Brown, Deputy Secretary
Sidney Jones, Under Secretary for
Economic Affairs

BUREAU OF THE CENSUS
John G. Keane,
Director



BUREAU OF THE CENSUS
John G. Keane, Director
C. L. Kincannon, Deputy Director

**Charles A. Waite, Associate Director for
Economic Fields**

**John H. Berry, Assistant Director for
Economic and Agriculture Censuses**

BUSINESS DIVISION
Howard N. Hamilton, Chief

ACKNOWLEDGMENTS—Many persons participated in the various activities of the 1982 Census of Service Industries. Primary direction of the program was performed by **Shirley Kallek**, Associate Director for Economic Fields (until May 1983), **Charles A. Waite**, her successor, and **Michael G. Farrell**, Assistant Director for Economic and Agriculture Censuses (until August 1984), and **John H. Berry**, his successor.

This report was prepared in the Business Division under the general direction of **Gerald F. Cranford**, Chief (until December 1983), and **Howard N. Hamilton**, his successor. **Bobby E. Russell**, Assistant Division Chief for Census Programs, was responsible for the overall planning and management of the census of service industries; he also coordinated Business Division's activities with other divisions.

Planning and implementing this report were under the direction of **Sidney O. Marcus**, Chief, Service Census Branch, with primary staff assistance by **Jack B. Moody**, **Rockwell Livingston**, **Leatrice D. Hines**, **Thomas E. Bell**, **Tom S. Hinman**, **Kathryn B. Cheza**, **Helen M. Reilly**, and **Donna L. Nafzinger**. **Alvin H. Barten**, Chief, Cross Industries Branch, with primary staff assistance by **Edward D. Walker**, coordinated activities, specifications, and procedures with the other economic censuses. Computer programs were developed under the general supervision of **Howard R. Dennis**, Assistant Division Chief for Data Processing. **William C. Wester**, Chief, Census Programming Branch, assisted by **Steven G. McCraith**, **Judith A. McKay**, **William E. Jagg**, and **Robert J. Hemmig**, was primarily responsible for planning and implementing the programs. The computer programs were developed by **Leonard S. Sammarco**, **Jane M. Jaworski**, **Ann Chen Liau**, **Janice S. Farquhar**, **Donald K. Salzman**, and **Christina Arledge**. **Emory G. Fuller** and **Pearl E. Young** were responsible for scheduling and control of computer processing. Quality control and sample design were under the direction of **Nash J. Monsour**, Assistant Division Chief for Research and Methodology, with primary staff assistance by **Joseph K. Garrett**, **Carl A. Konschnik**, and **Michael Z. Shimberg**. **Dorothy J. Reynolds**, Assistant Division Chief for Current Programs, provided valuable assistance in coordinating the current survey interface.

Systems and procedures for mailout, receipt, correspondence, data input, industry classification, other clerical processing, administrative record processing, and quality control, along with the associated electronic computer programs, were developed in the Economic Surveys Division, **W. Joel Richardson**, Chief.

Planning, design, review, and composition of report forms were performed in the Administrative Services Division, **Robert L. Kirkland**, Chief. Publication planning, design, editorial review, composition, and printing procurement were performed in the Publications Services Division, **Raymond J. Koski**, Chief.

Geographic coding procedures and associated computer programs were developed in the Geography Division, **Robert W. Marx**, Chief.

Mailout preparation and receipt operations, clerical and analytical review activities, data keying, and geocoding review were performed in the Data Preparation Division, **Don L. Adams**, Chief.

Computer processing was performed in the Computer Services Division, **C. Thomas DiNenna**, Chief (until February 1984), and **John E. Halterman**, his successor.

Photocomposition programs for the statistical tables were developed in the Systems Support Division, **Larry J. Patin**, Chief (until October 1983), and **Arnold E. Levin**, his successor.

The overall planning and review of the census operations were performed by the staff of the office of the Assistant Director for Economic and Agriculture Censuses.

Special acknowledgment is also due the many businesses whose cooperation has contributed to the publication of these data.

Library of Congress Cataloging in Publication Data

Census of service industries (1982)
1982 census of service industries.

Contents: [1] Geographic area series — [2] Industry series.

Supt. of Doc. no.: C 3.257/3: SC82-A-

1. Service industries—United States—Statistics.

I. United States.	Bureau of the Census.	II. Title.
HD9981.4.C46	1984	338.4'7'000973 83-600218

For sale by Superintendent of Documents, U.S. Government Printing Office, Washington, D.C. 20402.

INTRODUCTION

ECONOMIC CENSUSES OVER TIME

The early beginnings of America's industrial output were first measured in the United States in the 1810 Decennial Census and again in 1820, when questions on manufacturing were included with those for population. Beginning with the 1840 Decennial Census, there were enumerations of manufactures and mineral industries at 10-year intervals up to and including the year 1900 for manufactures and 1940 for mineral industries. The latter census was again taken for 1954, 1958, 1963, and 1967.

Because of the increasing dominance of manufacturing in the early 20th century, Congress directed that quinquennial censuses of manufactures be taken beginning in 1905. However, from 1919 through 1939, these censuses were conducted every 2 years. The need for war-related current surveys in the early 1940's postponed the next census of manufactures until 1948 (for 1947). That census was again taken for 1954, 1958, 1963, and 1967.

Retail and wholesale trade data were first collected in 1930, and in 1933 information on selected service industries was added to the data-collection operation. These business censuses, as they were called, were again taken for 1935, 1939 (as part of the 1940 decennial program), 1948, 1954, 1958, 1963, and 1967.

Information on construction industries was first obtained in 1930 and again for 1935 and 1939. Data for the full spectrum of construction industries were not gathered again until 1968 (for 1967).

The need for transportation data to supplement information available from existing governmental or private sources was recognized by Congress in the late 1950's and early 1960's. The census of transportation (consisting of several surveys) was first taken for 1963 and again for 1967.

Since 1967, all of the above censuses have been taken quinquennially as part of the Census Bureau's economic census program. (For the 1977 censuses, the coverage of the service industries was broadened from "selected services" to all services, except religious organizations and private households. A total of 41 additional four-digit standard industrial classifications¹ (SIC's) in 7 SIC major groups was added to the scope of the census. While most of the industries included for the first time for 1977 were covered again for 1982, some were not, i.e., hospitals; elementary and secondary schools; colleges, universities, and professional schools; junior colleges and technical institutes; labor unions and similar labor organizations; and political organizations.)

¹Standard Industrial Classification Manual: 1972. For sale by Superintendent of Documents, U.S. Government Printing Office, Washington, D.C. 20402. Stock No. 041-001-00066-6. 1977 Supplement. Stock No. 003-005-00176-0.

The first manufacturing census for an outlying area was conducted in Puerto Rico for the year 1909. Thereafter, with the exception of 1929, a census was taken at 10-year intervals through 1949. The first censuses of retail trade, wholesale trade, and selected service industries in Puerto Rico were conducted for 1939. These censuses also were taken for the years 1949, 1954, 1958, 1963, and 1967. A census of construction industries was first introduced in Puerto Rico for 1967. These censuses of Puerto Rico have been taken since then for the years 1972, 1977, and 1982.

Censuses of manufactures, retail trade, wholesale trade, and selected service industries were conducted in Guam and the Virgin Islands of the United States for 1958, 1963, 1967, 1972, 1977, and 1982. Censuses of mineral industries were taken in the Virgin Islands of the United States for the years 1958, 1963, and 1967 but not since that time. A census of construction industries was also undertaken in these areas for 1972, 1977, and 1982.

Retail trade, wholesale trade, selected service industries, manufacturing, and construction industries were canvassed for the first time in the Northern Mariana Islands in 1983 (for 1982).

For 1982, the economic censuses and agriculture censuses were conducted concurrently.

USES OF THE ECONOMIC CENSUSES

The economic censuses are the major source for facts about the structure and functioning of the Nation's economy and provide essential information for government, business, industry, and the general public. They provide an important part of the framework for such composite measures as the gross national product, input-output measures, indexes of industrial production, and indexes measuring productivity and price levels. Information from the censuses is used to establish sampling frames and as benchmarks for current surveys of business activity, which are essential for measuring short-term economic conditions.

State and local governments use census data to assess business activities within their jurisdictions. The private sector uses the data to forecast general economic conditions; analyze sales performance; lay out sales territories; allocate funds for advertising; decide on locations for new plants, warehouses, or stores; and measure potential markets in terms of size, geographic areas, kinds of business, and kinds of products made or sold.

Following every census, thousands of businesses and other users purchase reports. Likewise, census facts are widely disseminated by trade associations, business journals, and newspapers. Volumes containing census statistics are available in most major public and college libraries. All 1982 data are available on microfiche from the U.S. Government Printing Office and most data on

computer tape from the Census Bureau. Finally, the more than 50 State Data Centers also are suppliers of economic census statistics.

AUTHORITY AND SCOPE OF THE ECONOMIC CENSUSES

The economic censuses are required by law under title 13 of the United States Code, sections 131, 191, and 224, which directs that they be taken at 5-year intervals for the years ending in 2 and 7. The 1982 Economic Censuses covered manufacturing, mining, construction industries, retail trade, wholesale trade, service industries, and selected transportation activities. Special programs also cover minority-owned and women-owned businesses. The next economic censuses are scheduled to be taken in 1988 for the year 1987.

CENSUS OF SERVICE INDUSTRIES

The 1982 Census of Service Industries, part of the 1982 Economic Censuses, covered service industries as defined in the Standard Industrial Classification (SIC) Manual,¹ except Hospitals (SIC 806), Elementary and secondary schools (SIC 821), Colleges, universities, professional schools, and junior colleges (SIC 822), Labor unions and similar labor organizations (SIC 863), Political organizations (SIC 865), Religious organizations (SIC 866), Private households (SIC 881), and governmental organizations classified in the covered industries.

Data are presented for establishments in the following classifications:

SIC code	Title
70	Hotels, rooming houses, camps, and other lodging places
72	Personal services
73	Business services
75	Automotive repair, services, and garages
76	Miscellaneous repair services
78, 79	Amusement and recreation services, including motion pictures
80, ex. 806	Health services, except hospitals
81	Legal services
823, 4, 9	Selected educational services
83	Social services
84	Noncommercial museums, art galleries, and botanical and zoological gardens
861, 2, 4, 9	Selected membership organizations
89	Miscellaneous services

This series of reports presents data for service establishments of firms subject to Federal income tax and

¹Standard Industrial Classification Manual: 1972. For sale by Superintendent of Documents, U.S. Government Printing Office, Washington, D.C. 20402. Stock No. 041-001-00066-6. 1977 Supplement, Stock No. 003-005-00176-0.

IV INTRODUCTION

(in separate tables) for firms which are exempt from Federal income tax under provisions of section 501 of the Internal Revenue Code. For 1982, only establishments with some payroll during the year are included; for previous census years, all establishments are included. For a more detailed explanation, see appendix A.

Many of the "kinds of business" or operation included in this report are not commercial in the sense of a "for-profit" activity; and the terms used to describe commercial business units often are not descriptive of such services. However, in the aggregate measurement of the production and delivery of goods and services in the economy, an attempt is made to maintain as much conformity of measures as practicable. Therefore, while some of the data measures, concepts, or terms (such as "business," "establishment," and "firm") are not usually associated with many of the noncommercial and professional activities, it must be recognized that they refer to an economic unit, such as a physical location or legal entity, involved in the production or distribution of goods or rendering of services.

The basic tabulations in this report do not include data for establishments which are auxiliary (primary function is providing a service, such as warehouses) to service establishments within the same organization. Data for auxiliaries are presented for selected industrial classifications in tables included in the United States Summary report issued as part of this series. Data for auxiliaries are presented for more detailed industry breakdowns in a subsequent report issued as part of the 1982 Enterprise Statistics reports.

For the 1982 Census of Service Industries, large- and medium-size firms, plus all firms known to operate more than one establishment, were sent questionnaires to be completed and returned to the Bureau by mail. For most very small firms, data from existing administrative records of other Federal agencies were used instead. These records provided basic information on location, kind of business, receipts, payroll, number of employees, and legal form of organization. In addition, more detailed information for selected kinds of business was obtained on the various questionnaires.

Appendix A gives a more detailed explanation of census coverage and methodology.

CENSUS DISCLOSURE RULES

In accordance with Federal law governing census reports, no data are published that would disclose the operations of an individual establishment or business. However, the number of establishments in a kind-of-business classification is not considered a disclosure, so this information may be released even though other information is withheld.

GEOGRAPHIC AREAS COVERED

This report series presents data for the following areas:

1. The United States as a whole.
2. Each State and the District of Columbia.

SERVICE INDUSTRIES—GEOGRAPHIC AREA SERIES

3. Each standard consolidated statistical area (SCSA) defined by the Office of Management and Budget as of January 1, 1982, meeting the criteria published in the 1975 Standard Metropolitan Statistical Areas manual or Federal Register, January 3, 1980, Vol. 45, No. 2.² ³ An SCSA is an area used to facilitate the presentation and analysis of data for large concentrations of metropolitan populations. It includes two or more contiguous standard metropolitan statistical areas which have a population of at least 1,000,000⁴ and which meet specific criteria of urban character and of social and economic integration.
4. Each standard metropolitan statistical area (SMSA) defined by the Office of Management and Budget as of January 1, 1982, meeting the criteria published in the 1975 Standard Metropolitan Statistical Areas manual or Federal Register, January 3, 1980, Vol. 45, No. 2.³ An SMSA is an integrated economic and social unit with a population nucleus of at least 50,000 inhabitants.⁴ Each SMSA consists of one or more counties meeting standards of metropolitan character; in New England, cities and towns rather than counties are the component geographic units.
5. The area within the State outside standard metropolitan statistical areas.
6. Each county or county equivalent.⁵ ⁶
7. Each municipality of 2,500 inhabitants or more incorporated as a city, borough, village, or town.⁴ ⁵
For the economic censuses, boroughs and census areas in Alaska, boroughs in New York, and towns in New York and Wisconsin are not included in this category.
8. Special economic urban areas (SEUA's), which include townships in New Jersey and Pennsylvania and towns in New England with 10,000 inhabitants or more.⁴

²Standard Metropolitan Statistical Areas, Revised Edition 1975 (for SMSA's prior to January 3, 1980). For sale by Superintendent of Documents, U.S. Government Printing Office, Washington, D.C. 20402 and **Federal Register** (for SMSA's since January 3, 1980), Vol. 45, No. 2, pages 956-963. Available from Office of Information and Regulatory Affairs, Office of Management and Budget, Washington, D.C. 20503.

³On June 30, 1983, the Office of Management and Budget announced newly defined metropolitan statistical areas (MSA's), consolidated metropolitan statistical areas (CMSA's), and primary metropolitan statistical areas (PMSA's) into which previously defined SMSA's and SCSA's were restructured. The 1982 Economic Censuses publications do not present data for the newly defined areas. These areas were defined after 1982 publication plans were almost complete. Inclusion of the newly defined areas would have materially delayed the publication of the 1982 Economic Censuses reports. However, limited 1977 data for the new areas will be published in the 1984 edition of the **State and Metropolitan Area Data Book**, and limited 1982 data will be published in the 1985 edition.

⁴According to 1980 Census of Population.

⁵Those defined as of January 1, 1982.

⁶See appendix F for Alaska, Louisiana, Maryland, Missouri, Montana, Nevada, Virginia, and District of Columbia county equivalents.

DOLLAR VALUES

All dollar values presented in this report are expressed in current dollars, i.e., 1982 data are expressed in 1982 dollars and 1977 data in 1977 dollars. Consequently, when making comparisons to prior years, users of the data should consider the inflation that has occurred.

RELIABILITY OF DATA

All data compiled in this report originated from either census questionnaires or administrative records of other Federal agencies and, therefore, are not subject to sampling errors. However, the data are subject to nonsampling errors. Nonsampling errors can be attributed to many sources: inability to identify all cases in the actual universe; definition and classification difficulties; differences in the interpretation of questions; errors in recording or coding the data obtained; and other errors of collection, response, coverage, and estimation for missing or misreported data.

The accuracy of these tabulated data is determined by the joint effects of the various nonsampling errors. No direct measurement of these effects has been obtained except for estimation for missing or misreported data; however, precautionary steps were taken in all phases of the collection, processing, and tabulation of the data in an effort to minimize the effects of nonsampling errors.

The Bureau of the Census obtains on computer tape limited information extracted from administrative records of other Federal agencies. This information is used in conjunction with other information available to the Census Bureau to develop estimates for small employers and other establishments for which responses were not received in time for publication. For an indication of the extent that data included in these reports were obtained from the administrative records of other Federal agencies and from estimation, rather than reports directly from respondents, see appendix E. Also, see appendix A for a more detailed explanation of census coverage and methodology.

MICROFICHE AND COMPUTER TAPES

The data in this report series are also available on microfiche and computer tapes. Microfiche reports are sold by the U.S. Government Printing Office. Computer tapes are sold by the Data User Services Division, Customer Services (Tapes), Bureau of the Census, Washington, D.C. 20233.

SPECIAL TABULATIONS

Special tabulations of data collected in the 1982 Census of Service Industries may be obtained, depending on availability of time and personnel, on computer tape or in tabular form. The data will be in summary form and subject to the same rules prohibiting disclosure of confidential information (including name, address, kind of business, or other data for individual business establishments or companies) as are the regular publications.

Special tabulations are prepared on a cost basis. A request for a cost estimate, as well as exact specifications on the type and format of the data to be provided, should be directed to the Chief, Business Division, Bureau of the Census, Washington, D.C. 20233.

To discuss a special tabulation before submitting specifications, call 301-763-5282.

ABBREVIATIONS AND SYMBOLS

The following abbreviations and symbols are used in this publication:

- * See kind-of-business descriptions in appendix A for treatment of plant outlets.
- ** Data not provided because establishments without payroll are classified only at a broader kind-of-business level by the Internal Revenue Service.
- Represents zero.

†† Not available. Data for most establishments without payroll were extracted from information reported by businesses on Internal Revenue Service (IRS) Form 1040, Schedule C. These data could not be published as planned because many businesses were miscoded by IRS into miscellaneous categories rather than being classified in the specific kind of business.

(D) Withheld to avoid disclosing data for individual companies; data are included in broader kind-of-business totals.

(IC) Independent city.

(NA) Not available.

(NC) Not comparable.

(X) Not applicable.

n.e.c. Not elsewhere classified.

pt. Part.

r Revised.

SIC Standard Industrial Classification.

SCSA Standard Consolidated Statistical Area.

SMSA Standard Metropolitan Statistical Area.

Users' Guide for Locating Statistics in This Report by Table Number

Information shown in tables	Table															
	1a	1b	2a	2b	3a	3b	4a	4b	5a	5b	6	7	8	9	10	
GEOGRAPHIC AREAS																
The State	X	X	X	X	X	X								X	X	X
SCSA's in the State							X	X								
SMSA's in the State							X	X								
Area of the State not in any SMSA									X	X						
Counties in the State											¹ X		X	X		
Places in the State												¹ X	² X		² X	
DATA ITEMS³																
Establishments	X	X		X			X	X	X	X	X	X	X			
Receipts	X		X				X	X	X	X	X	X	X			
Revenue		X						X		X						
Expenses				X												
Annual payroll	X	X	X	X			X	X	X	X	X	X	X			
First quarter payroll	X	X					X	X	X	X	X	X	X			
Paid employees for pay period including March 12	X	X					X	X	X	X	X	X	X			
1977 to 1982 comparative statistics (receipts, payroll)			X													
1977 to 1982 comparative statistics (expenses, payroll)				X												
Receipts per establishment					X											
Revenue per establishment						X										
Expenses per establishment							X									
Receipts per employee					X											
Revenue per employee						X										
Expenses per employee							X									
Annual payroll per employee					X		X									
Employees per establishment					X		X									
Counties ranked by volume of receipts														X		
Places ranked by volume of receipts															² X	

¹Includes areas with 300 or more service establishments of firms subject to Federal income tax.

²Includes places with 2,500 inhabitants or more, according to the 1980 Census of Population.

³See Explanation of Terms, appendix A.

Users' Guide for Locating Statistics in the 1982 Census of Service Industries Reports

Report and geographic area	Information shown in reports by kind of business or industry category									
	Number of establishments	Receipts/Revenue (\$1,000)	Payroll (\$1,000)	Number of employees	Selected ratios	Receipts size and employment size of establishments and firms	Concentration ratio of largest firms	Single units and multi-units	Legal form of organization	Selected topics
GEOGRAPHIC AREA SERIES										
United States	X	X	X	X	X					
State	X	X	X	X	X					
SCSA	X	X	X	X						
SMSA	X	X	X	X						
County	X	X	X	X						
Place	X	X	X	X						
ESTABLISHMENT AND FIRM SIZE (INCLUDING LEGAL FORM OF ORGANIZATION)										
United States	X	X	X	X		X	X	X	X	
CAPITAL EXPENDITURES, DEPRECIABLE ASSETS, AND OPERATING EXPENSES										
United States		X	X						X	X
HOTELS, MOTELS, AND OTHER LODGING PLACES										
United States	X	X	X	X						X
State	X	X	X	X						
SMSA	X	X								X
MOTION PICTURE INDUSTRY										
United States	X	X	X	X						X
State	X	X	X	X						
SMSA	X	X								X
MISCELLANEOUS SUBJECTS										
United States	X	X	X	X						X
State	X	X	X	X						X
SMSA	X	X	X	X						X

New York

CONTENTS

[Page numbers listed here omit the prefix that appears as part of the number of each page]

	Page
Introduction	III
Users' Guide for Locating Statistics in This Report by Table Number	VII
Users' Guide for Locating Statistics in the 1982 Census of Service Industries Reports	VIII
Summary of Findings	2

TABLES

1a. Summary Statistics for Firms Subject to Federal Income Tax for the State: 1982	3
1b. Summary Statistics for Firms Exempt From Federal Income Tax for the State: 1982	6
2a. Comparative Statistics for Firms Subject to Federal Income Tax for the State: 1982 and 1977	7
2b. Comparative Statistics for Firms Exempt From Federal Income Tax for the State: 1982 and 1977	10
3a. Selected Ratios for Firms Subject to Federal Income Tax for the State: 1982	10
3b. Selected Ratios for Firms Exempt From Federal Income Tax for the State: 1982	13
4a. Summary Statistics for Firms Subject to Federal Income Tax for Standard Metropolitan Statistical Areas: 1982	13
4b. Summary Statistics for Firms Exempt From Federal Income Tax for Standard Metropolitan Statistical Areas: 1982	40
5a. Summary Statistics for Firms Subject to Federal Income Tax for the Area Outside Standard Metropolitan Statistical Areas: 1982	48
5b. Summary Statistics for Firms Exempt From Federal Income Tax for the Area Outside Standard Metropolitan Statistical Areas: 1982	50
6. Summary Statistics for Firms Subject to Federal Income Tax for Counties With 300 Establishments or More: 1982	51
7. Summary Statistics for Firms Subject to Federal Income Tax for Places With 300 Establishments or More: 1982	98
8. Summary Statistics for Firms Subject to Federal Income Tax for Counties and for Places With 2,500 Inhabitants or More: 1982	124
9. Counties Ranked by Volume of Receipts of Firms Subject to Federal Income Tax: 1982	132
10. Places With 2,500 Inhabitants or More Ranked by Volume of Receipts of Firms Subject to Federal Income Tax: 1982	132

APPENDIXES

A. General Explanation	A-1
B. General Questions	B-1
C. Kind-of-Business Titles and Reporting-Form Numbers	C-1
D. Standard Metropolitan Statistical Areas	D-1
E. Percent of Receipts/Revenue Based on Administrative Records and Estimation for the State: 1982	E-1
F. Geographic Notes	F-1

Publication Program Inside back cover

SUMMARY OF FINDINGS

FIRMS SUBJECT TO FEDERAL INCOME TAX

Data from the 1982 Census of Service Industries show that New York's 102,875 service industries establishments of firms with payroll that were subject to Federal income tax had receipts totaling \$43.8 billion, an increase of 73 percent from \$25.4 billion in 1977.

For establishments with payroll, receipts of legal services totaled \$4.9 billion, compared to \$2.6 billion in 1977. Other leading service kinds of business in 1982 were offices of physicians with receipts of \$3.3 billion; engineering, architectural, and surveying services with \$2.9 billion in receipts; and management, consulting, and public relations services, \$2.3 billion.

Receipts per establishment averaged \$426 thousand. Research and development laboratories averaged \$3.8 million per establishment; nursing and personal care facilities, \$2.8 million; and data processing services, \$1.7 million.

Receipts per employee averaged \$45 thousand in 1982. Automotive rental and leasing services, without drivers had receipts per employee of \$116 thousand, which contrasts sharply with the \$12 thousand per employee average for help supply services.

There were 982,641 paid employees (full- and part-time) working in service industries in the State as of mid-March 1982. Legal services had 68,903 employees; help supply services, 56,527 employees; and hotels, motor hotels, and motels, 56,183.

New York County led all counties in the State, accounting for 53 percent of the State total for service industries receipts. New York had the largest receipts among the places in the State, with 63 percent of the State total.

ORGANIZATIONS EXEMPT FROM FEDERAL INCOME TAX

Data from the census show that New York's 11,693 service industries establishments of firms and other organizations with payroll that were exempt from Federal income tax had revenue totaling \$8.3 billion, expenses of \$7.6 billion, and payroll of \$3.4 billion in 1982.

For establishments in the tax-exempt category, nursing and personal care facilities had revenue of \$934 million. Other leading classifications were individual and family social services with revenue of \$686 million; and noncommercial educational, scientific, and research organizations, \$641 million.

For 1982, revenue of service establishments in New York averaged \$708 thousand per establishment. Nursing and personal care facilities had average revenue of \$3.6 million; noncommercial educational, scientific, and research organizations averaged \$2.2 million; and outpatient care facilities, \$1.1 million.

There were 305,641 paid employees (full- and part-time) working in establishments of organizations exempt from Federal income tax as of mid-March 1982. Nursing and personal care facilities had 41,574 employees; individual and family social services, 35,061; and civic, social, and fraternal associations, 25,055.

Table 1a. Summary Statistics for Firms Subject to Federal Income Tax for the State: 1982

[For meaning of abbreviations and symbols, see introductory text. For explanation of terms and comparability of 1977 and 1982 censuses, see appendix A]

SIC code	Kind of business or operation	All establishments				Establishments with payroll				Paid employees for pay period including March 12 (number)
		Number	Receipts (\$1,000)	Unincorporated businesses or operations		Number	Receipts (\$1,000)	Annual payroll (\$1,000)	First quarter payroll (\$1,000)	
				Individual proprietorships (number)	Partnerships (number)					
	Total	102 875	43 804 255	15 776 670	3 758 689	982 641				
70	Hotels, motels, and other lodging places	2 260	2 151 084	612 962	138 487	58 131				
7011	Hotels, motor hotels, and motels.....	1 739	2 059 029	589 784	134 328	56 183				
7011 pt.	Hotels.....	628	1 677 603	494 460	114 109	44 115				
7011 pt.	Hotels, 25 guestrooms or more.....	427	1 658 271	490 181	113 256	43 411				
7011 pt.	Hotels, less than 25 guestrooms.....	201	19 332	4 279	853	704				
7011 pt.	Motels, motor hotels, and tourist courts.....	1 111	381 426	95 324	20 219	12 068				
7011 pt.	Motels, tourist courts.....	1 030	291 233	69 530	14 359	9 080				
7011 pt.	Motor hotels.....	81	90 193	25 794	5 860	2 988				
702, 3, 4	Other lodging places.....	521	92 055	23 178	4 159	1 948				
703	Trailing parks and camps.....	252	50 602	11 408	1 420	647				
7032	Sporting and recreational camps.....	144	39 423	9 234	1 156	480				
7033	Trailing parks and camp sites for transients.....	108	11 179	2 174	264	167				
702, 4	Rooming, boarding, and membership lodging.....	269	41 453	11 770	2 739	1 301				
702	Rooming and boarding houses.....	237	34 587	9 658	2 219	1 107				
704	Organization hotels and lodging houses, on membership basis.....	32	6 866	2 112	520	194				
72	Personal services	13 073	1 948 092	652 320	157 014	74 702				
721	Laundry, cleaning, and garment services.....	4 078	806 228	270 690	63 810	27 768				
7215	Coin-operated laundries and dry cleaning.....	846	99 380	19 413	4 557	2 456				
7215 pt.	Coin-operated laundries and dry-cleaning stores.....	740	50 806	11 221	2 602	1 828				
7215 pt.	Coin-operated laundry machine routes.....	106	48 574	8 192	1 955	628				
721 ex.	Other laundry, cleaning, and garment services.....	3 232	706 848	251 277	59 253	25 312				
7215	Power laundries, family and commercial*.....	172	57 294	25 444	6 011	2 776				
7216	Dry-cleaning plants, except rug cleaning*.....	2 058	234 731	86 987	20 251	10 526				
Other 721	Laundry and cleaning services, n.e.c.*.....	1 002	414 823	138 846	32 991	12 010				
7212	Garment pressing and agents for laundries and dry cleaners.....	338	31 500	9 771	2 291	1 213				
7213	Linen supply.....	152	196 926	64 752	15 300	5 551				
7217	Carpet and upholstery cleaning.....	209	41 283	14 104	3 136	1 267				
7218	Industrial launderers.....	86	111 476	38 182	9 394	2 844				
7214, 9	Other laundry, garment services, including diaper*.....	217	33 638	12 037	2 870	1 135				
7214	Diaper service*.....	6	8 251	2 716	628	207				
7219	Laundry and garment services, n.e.c.....	211	25 387	9 321	2 242	928				
722	Photographic studios, portrait.....	405	104 391	22 418	5 445	2 498				
723, 4	Beauty and barber shops.....	5 760	374 087	162 004	38 319	21 197				
723	Beauty shops.....	4 886	338 753	146 054	34 501	19 026				
724	Barber shops.....	874	35 334	15 950	3 818	2 171				
725	Shoe repair, shoe shine, and hat-cleaning shops.....	267	16 715	5 475	1 292	660				
726	Funeral service and crematories.....	1 280	316 253	71 429	17 603	4 778				
729	Miscellaneous personal services.....	1 283	330 418	120 304	30 545	17 801				
729 pt.	Reducing salons and health clubs, except resorts.....	262	93 684	31 957	7 047	4 675				
729 pt.	Tax preparation services.....	307	54 453	22 384	7 906	6 417				
729 pt.	Other personal services, n.e.c.....	714	182 281	65 963	15 592	6 709				
73	Business services	21 477	14 745 256	5 989 550	1 457 727	379 059				
731	Advertising.....	1 772	2 567 333	1 130 714	292 447	40 339				
7311	Advertising agencies.....	1 341	2 071 324	936 051	245 195	32 201				
7312	Outdoor advertising services.....	76	44 826	10 686	2 498	567				
7313	Radio, TV, publishers' advertising representatives.....	181	265 984	124 525	29 613	4 379				
7319	Advertising, n.e.c.....	174	185 199	59 452	15 141	3 192				
734	Services to dwellings and other buildings.....	2 048	1 100 545	670 691	155 609	61 821				
7341	Window cleaning.....	144	21 889	12 009	2 552	839				
7342	Disinfecting and exterminating services.....	391	75 141	31 073	7 029	2 316				
7349	Cleaning and maintenance services, n.e.c.....	1 513	1 003 515	627 609	146 028	58 666				
737	Computer and data processing services.....	1 825	1 890 561	637 962	152 278	28 079				
7372	Computer programming and other software services.....	834	608 131	245 062	58 515	8 959				
7374	Data processing services.....	514	859 148	294 288	70 826	15 192				
7374 pt.	Data processing services, except facilities management.....	486	827 598	285 064	68 672	14 732				
7374 pt.	Computer facilities management.....	28	31 550	9 224	2 154	460				
7379	Computer related services, n.e.c.....	477	423 282	98 612	22 937	3 928				
7392	Management, consulting, and public relations services.....	4 530	2 317 352	954 572	230 366	45 057				
7392 pt.	Management and administrative services.....	571	527 164	241 475	59 446	11 206				
7392 pt.	Public relations services.....	680	305 905	129 349	31 300	5 636				
7392 pt.	Management consulting services.....	1 860	769 029	349 854	81 471	15 822				
7392 pt.	Economic and sociological research.....	651	462 414	135 360	34 063	7 182				
7392 pt.	Consulting services, n.e.c.....	822	252 840	98 534	24 086	5 211				
7394	Equipment rental and leasing services.....	954	896 872	151 543	34 544	7 955				
7394 pt.	Equipment rental.....	539	246 022	60 831	14 118	3 630				
7394 pt.	Equipment leasing, except finance leasing.....	196	526 357	60 330	13 995	2 929				
7394 pt.	Leasing and rental of heavy construction equipment without operators.....	135	87 556	21 337	4 464	961				
7394 pt.	Rental of heavy construction equipment with operators.....	84	36 937	9 045	1 967	435				

Table 1a. Summary Statistics for Firms Subject to Federal Income Tax for the State: 1982—Con.

[For meaning of abbreviations and symbols, see introductory text. For explanation of terms and comparability of 1977 and 1982 censuses, see appendix A]

SIC code	Kind of business or operation	All establishments				Establishments with payroll				
		Number	Receipts (\$1,000)	Unincorporated businesses or operations		Number	Receipts (\$1,000)	Annual payroll (\$1,000)	First quarter payroll (\$1,000)	Paid employees for pay period including March 12 (number)
				Individual proprietorships (number)	Partnerships (number)					
73	Business services—Con.									
Other 73	Other business services	††	††	††	††	10 348	5 972 593	2 444 068	592 483	195 808
732	Credit reporting, collection agencies	††	††	††	††	440	281 315	102 191	24 740	5 446
732 pt.	Adjustment and collection agencies	**	**	**	**	354	112 488	46 897	10 369	3 172
732 pt.	Mercantile reporting agencies	**	**	**	**	28	(D)	(D)	(D)	(D)
732 pt.	Consumer credit reporting agencies	**	**	**	**	58	(D)	(D)	(D)	(D)
7331	Direct mail advertising services	**	**	**	**	337	366 201	120 833	30 044	8 208
7332	Blueprinting and photocopying services	**	**	**	**	210	108 601	32 670	8 080	2 054
7333	Commercial photography, art, and graphics	**	**	**	**	2 008	756 112	238 974	57 035	10 737
7333 pt.	Commercial photography	**	**	**	**	652	204 221	65 672	15 100	3 355
7333 pt.	Commercial art	**	**	**	**	488	151 481	48 149	11 257	2 076
7333 pt.	Graphic arts and related design and commercial photography, n.e.c.	**	**	**	**	868	400 410	125 153	30 678	5 306
7339	Stenographic services; and reproduction services, n.e.c.	**	**	**	**	328	95 488	34 134	8 144	2 523
736	Personnel supply services	**	**	**	**	1 723	992 349	631 063	155 798	70 287
7361	Employment agencies	**	**	**	**	1 164	320 277	170 416	42 913	13 349
7362	Help supply services	**	**	**	**	540	657 352	451 679	111 013	56 527
7362 pt.	Office help supply services	**	**	**	**	265	309 716	225 904	57 004	32 036
7362 pt.	Help supply, except office workers	**	**	**	**	275	347 636	225 775	54 009	24 491
7369	Facilities management services	**	**	**	**	19	14 720	8 968	1 872	411
7391	Research and development laboratories	**	**	**	**	125	472 288	169 224	41 878	4 990
7397	Testing laboratories and facilities	**	**	**	**	129	57 889	23 832	5 990	1 488
7393	Detective agencies and protective services	**	**	**	**	830	609 010	344 802	81 041	37 579
7393 pt.	Detective agencies and guard services	**	**	**	**	621	398 896	261 849	61 664	32 642
7393 pt.	Armored car services	**	**	**	**	36	61 287	25 875	6 048	1 734
7393 pt.	Burglar and fire alarm systems	**	**	**	**	173	148 827	57 078	13 329	3 203
7395	Photofinishing laboratories*	**	**	**	**	413	340 800	107 736	26 648	7 748
7399 pt.	Sign painting shops	**	**	**	**	94	11 914	4 064	880	292
7399 pt.	Interior designing	**	**	**	**	481	175 066	52 766	13 253	2 384
7399 pt.	Telephone answering services	**	**	**	**	321	81 331	34 927	8 323	3 573
735, 7396, 7399 pt.	Other business services, n.e.c.	**	**	**	**	2 909	1 624 229	546 852	130 629	38 499
735	News syndicates	**	**	**	**	74	247 017	66 515	15 636	2 468
7396	Trading stamp services (sales offices)	**	**	**	**	2	(D)	(D)	(D)	(D)
7399 pt.	Water softening services	**	**	**	**	64	20 093	6 455	1 698	452
7399 pt.	Packaging and labeling services	**	**	**	**	144	67 328	21 382	4 975	2 681
7399 pt.	Miscellaneous business services, n.e.c.	**	**	**	**	2 625	(D)	(D)	(D)	(D)
75	Automotive repair, services, and garages	††	††	††	††	8 214	2 210 433	485 157	112 107	37 924
751	Automotive rental and leasing, without drivers	††	††	††	††	626	789 895	108 570	25 816	6 782
7512 pt.	Passenger car rental, without drivers	**	**	**	**	243	285 688	43 504	9 928	2 927
7512 pt.	Passenger car leasing, except finance leasing	**	**	**	**	126	235 384	17 420	4 204	1 025
7513 pt.	Truck rental, without drivers	**	**	**	**	114	64 008	12 293	2 764	893
7513 pt.	Truck leasing, except finance leasing	**	**	**	**	129	195 995	34 066	8 632	1 825
7519	Utility trailer and recreational vehicle rental	**	**	**	**	14	8 820	1 287	288	112
752	Automobile parking	††	††	††	††	1 113	303 826	74 235	17 284	6 206
7523	Parking lots	**	**	**	**	517	103 454	21 627	4 931	2 299
7525	Parking structures	**	**	**	**	596	200 372	52 608	12 353	3 907
753	Automotive repair shops	††	††	††	††	5 836	1 046 692	283 178	64 567	22 521
7538	General automotive repair shops	††	††	††	††	2 696	407 827	105 677	24 364	8 730
7538 pt.	General automotive repair shops, except diesel	**	**	**	**	2 588	370 921	95 213	21 733	8 004
7538 pt.	Diesel repair shops	**	**	**	**	108	36 906	10 464	2 631	726
7531	Top and body repair shops	††	††	††	††	1 682	283 506	80 887	18 419	6 598
7534, 5, 9	Other automotive repair shops	††	††	††	††	1 458	355 359	96 614	21 784	7 193
7534	Tire retreading and repair shops	**	**	**	**	69	30 900	7 231	1 667	537
7535	Paint shops	**	**	**	**	119	27 664	8 796	1 771	644
7539 pt.	Auto electrical and fuel system services	**	**	**	**	105	14 484	4 660	1 080	390
7539 pt.	Radiator repair	**	**	**	**	174	23 849	6 116	1 506	551
7539 pt.	Glass replacement and repair	**	**	**	**	174	46 324	10 224	2 536	817
7539 pt.	Brake, front end, and wheel alignment	**	**	**	**	203	57 045	16 641	3 821	1 188
7539 pt.	Exhaust system services (muffler shops)	**	**	**	**	211	75 490	17 864	3 743	1 150
7539 pt.	Transmission repair shops	**	**	**	**	397	72 367	22 221	5 156	1 750
7539 pt.	Other automotive repair shops, n.e.c.	**	**	**	**	52	7 236	2 161	504	166
754	Automotive services, except repair	††	††	††	††	639	70 020	19 174	4 440	2 415
7542	Car washes	**	**	**	**	395	40 721	11 097	2 588	1 622
7549	Other automotive services	**	**	**	**	244	29 299	8 077	1 852	793
76	Miscellaneous repair services	††	††	††	††	3 815	962 802	331 190	77 730	21 046
762	Electrical and electronic repair shops	††	††	††	††	1 265	324 160	113 558	26 545	7 107
7622	Radio and TV repair shops	††	††	††	††	516	107 468	35 686	8 749	2 668
7623, 9	Other electrical and electronic repair shops	††	††	††	††	749	216 922	77 870	17 796	4 439
7623	Refrigeration and air-conditioning repair shops	**	**	**	**	303	94 944	32 401	7 164	1 690
7629	Electrical and electronic repair shops, n.e.c.	**	**	**	**	446	121 748	45 469	10 632	2 749
764	Reupholstery and furniture repair	††	††	††	††	450	62 829	23 270	5 311	1 914
763, 9	Other repair shops and related services	††	††	††	††	2 100	575 813	194 364	45 874	12 025
763	Watch, clock, and jewelry repair	**	**	**	**	147	25 794	9 317	2 277	702
769	Miscellaneous repair and related services	**	**	**	**	1 953	550 019	185 047	43 597	11 323
7692	Welding repair	**	**	**	**	191	48 493	17 893	4 110	1 233
7694	Armature rewinding shops	**	**	**	**	128	57 159	17 724	4 380	1 016
7699	Repair shops and related services, n.e.c.	**	**	**	**	1 634	444 367	149 430	35 107	9 074
7699 pt.	Farm machinery and equipment repair shops	**	**	**	**	37	11 201	2 581	579	159
7699 pt.	Lawnmower, saw, knife, tool sharpening and repair	**	**	**	**	87	16 136	4 633	1 065	323
7699 pt.	Sewer and septic tank cleaning services	**	**	**	**	157	31 334	11 539	2 593	733
7699 pt.	Other repair and related services, n.e.c.	**	**	**	**	1 353	385 696	130 677	30 870	7 859

Table 1a. Summary Statistics for Firms Subject to Federal Income Tax for the State: 1982—Con.

[For meaning of abbreviations and symbols, see introductory text. For explanation of terms and comparability of 1977 and 1982 censuses, see appendix A]

SIC code	Kind of business or operation	All establishments				Establishments with payroll				
		Number	Receipts (\$1,000)	Unincorporated businesses or operations		Number	Receipts (\$1,000)	Annual payroll (\$1,000)	First quarter payroll (\$1,000)	Paid employees for pay period including March 12 (number)
				Individual proprietorships (number)	Partnerships (number)					
78, 79	Amusement and recreation services, including motion pictures...	††	††	††	††	7 083	4 874 805	1 124 856	267 318	74 337
781, 2	Motion picture production, distribution, and services	††	††	††	††	1 516	1 970 663	352 409	84 930	14 471
7813	Motion picture production, except for TV	††	††	††	††	352	157 961	39 796	10 084	1 924
7814	Motion picture, tape production for TV	††	††	††	††	431	403 626	103 044	25 255	4 473
7819	Services allied to motion picture production	††	††	††	††	471	348 244	114 348	27 183	4 225
7823	Motion picture film exchanges	††	††	††	††	141	307 745	35 924	8 139	1 683
7824	Film or tape distribution for TV	††	††	††	††	69	738 505	54 005	13 109	1 879
7829	Services allied to motion picture distribution	††	††	††	††	52	14 582	5 292	1 160	287
783	Motion picture theaters	††	††	††	††	686	382 839	67 019	15 913	9 036
7832	Motion picture theaters, except drive-in	††	††	††	††	591	368 699	63 998	15 516	8 731
7833	Drive-in motion picture theaters	††	††	††	††	95	14 140	3 021	397	305
792	Producers, orchestras, and entertainers	††	††	††	††	1 493	1 198 887	338 214	84 322	17 507
7922	Theatrical producers (except motion picture) and miscellaneous theatrical services	††	††	††	††	888	911 552	246 289	64 275	10 735
7922 pt.	Producers of live theatrical productions	††	††	††	††	279	374 993	107 343	27 919	4 509
7922 pt.	Producers of radio and TV shows, except tape	††	††	††	††	96	83 328	25 983	7 871	866
7922 pt.	Artists' and entertainers' managers or agents, concert bureaus, booking agents	††	††	††	††	300	186 227	62 719	15 708	2 465
7922 pt.	Other theatrical services	††	††	††	††	213	267 004	50 244	12 777	2 895
7929	Bands, orchestras, actors, and other entertainers and entertainment groups	††	††	††	††	605	287 335	91 925	20 047	6 772
7929 pt.	Dance groups and artists	††	††	††	††	25	6 788	2 149	452	206
7929 pt.	Symphony orchestras, opera companies, and chamber music organizations	††	††	††	††	14	4 544	1 762	361	76
7929 pt.	Other music and entertainment presentations	††	††	††	††	566	276 003	88 014	19 234	6 490
793	Bowling alleys and billiards and pool establishments	††	††	††	††	612	184 944	51 921	14 289	9 028
7932	Billiard and pool establishments	††	††	††	††	41	2 760	830	202	106
7933	Bowling alleys	††	††	††	††	571	182 184	51 091	14 087	8 922
79 ex. 792, 3	Commercial sports and other amusement and recreation services	††	††	††	††	2 776	1 137 472	315 293	67 864	24 295
794	Commercial sports	††	††	††	††	276	558 173	154 304	34 916	6 278
7941	Professional sports clubs, managers, promoters	††	††	††	††	52	138 320	79 677	19 416	2 312
7941 pt.	Baseball clubs	††	††	††	††	7	(D)	(D)	(D)	(D)
7941 pt.	Football clubs	††	††	††	††	2	(D)	(D)	(D)	(D)
7941 pt.	Other professional sports clubs	††	††	††	††	11	36 738	23 820	8 131	986
7941 pt.	Managers and promoters	††	††	††	††	32	63 342	17 595	4 262	537
7948	Racing, including track operation	††	††	††	††	224	419 853	74 627	15 500	3 966
7948 pt.	Auto race track operation	††	††	††	††	20	9 175	1 433	246	133
7948 pt.	Horse race track operation	††	††	††	††	12	371 731	61 754	12 704	2 760
7948 pt.	Dog race track operation	††	††	††	††	-	-	-	-	-
7948 pt.	Racing stables and racing, n.e.c.	††	††	††	††	192	38 947	11 440	2 550	1 073
79 ex. 792, 3, 4	Other amusement and recreation services	††	††	††	††	2 500	579 299	160 989	32 948	18 017
791	Dance halls, studios, and schools	††	††	††	††	340	28 162	10 154	2 606	1 604
791 pt.	Public dance halls or ballrooms	††	††	††	††	21	1 408	441	112	80
791 pt.	Dance schools, including children's and professionals'	††	††	††	††	319	26 754	9 713	2 494	1 524
7992	Public golf courses	††	††	††	††	164	26 594	7 339	1 121	695
7993	Coin-operated amusement device operators	††	††	††	††	310	80 257	17 276	3 786	1 409
7996	Amusement parks	††	††	††	††	53	39 117	10 474	1 140	466
7997	Membership sports and recreation clubs	††	††	††	††	577	157 903	46 609	8 418	5 019
7999	Amusement and recreation services, n.e.c.	††	††	††	††	1 056	247 266	69 137	15 877	8 824
7999 pt.	Concession operators of amusement devices, rides	††	††	††	††	62	9 336	2 537	246	119
7999 pt.	Carnivals, circuses, and fairs	††	††	††	††	17	10 897	2 769	581	112
7999 pt.	Carnivals and circuses	††	††	††	††	12	6 666	2 014	457	74
7999 pt.	Fairs	††	††	††	††	5	4 231	755	124	38
7999 pt.	Other commercial recreation and amusements	††	††	††	††	977	227 033	63 831	15 050	8 593
7999 pt.	Commercial museums, art galleries, and botanical and zoological gardens	††	††	††	††	7	2 203	415	65	29
7999 pt.	Roller skating rinks	††	††	††	††	83	23 663	6 843	1 993	1 535
7999 pt.	Ice skating rinks	††	††	††	††	17	6 707	2 056	549	294
7999 pt.	Other amusement and recreation services, n.e.c.	††	††	††	††	870	194 460	54 517	12 443	6 735
80, ex. 806	Health services, except hospitals	††	††	††	††	26 920	6 518 030	2 729 750	648 955	160 028
801	Offices of physicians	††	††	††	††	14 520	3 338 784	1 467 313	357 161	53 517
802	Offices of dentists	††	††	††	††	7 974	1 215 895	389 392	90 833	29 675
803	Offices of osteopathic physicians	††	††	††	††	144	25 068	11 394	2 466	572
8041	Offices of chiropractors	††	††	††	††	592	59 955	14 401	3 013	1 419
8042	Offices of optometrists	††	††	††	††	718	96 617	25 149	5 693	2 091
805	Nursing and personal care facilities	††	††	††	††	360	1 022 960	510 627	119 098	42 988
8051	Skilled nursing care facilities	††	††	††	††	272	918 029	463 845	108 168	38 539
8059	Nursing and personal care facilities, n.e.c.	††	††	††	††	88	104 931	46 782	10 930	4 449
8049, 807, 8, 9	Other health services	††	††	††	††	2 612	758 751	311 474	70 691	29 766
807	Medical and dental laboratories	††	††	††	††	937	281 383	114 198	26 625	8 067
8071	Medical laboratories	††	††	††	††	317	146 736	54 348	12 708	3 815
8072	Dental laboratories	††	††	††	††	620	134 647	59 850	13 917	4 252
8049, 808, 9	Other health services, n.e.c.	††	††	††	††	1 675	477 368	197 276	44 066	21 699
8049	Offices of health practitioners, n.e.c.	††	††	††	††	1 126	138 660	50 909	11 923	3 492
808	Outpatient care facilities	††	††	††	††	200	112 085	36 017	8 197	2 775
809	Health and allied services, n.e.c.	††	††	††	††	349	226 623	110 350	23 946	15 432
81	Legal services	††	††	††	††	10 564	4 906 628	1 620 160	374 405	68 903

Table 1a. Summary Statistics for Firms Subject to Federal Income Tax for the State: 1982—Con.

[For meaning of abbreviations and symbols, see Introductory text. For explanation of terms and comparability of 1977 and 1982 censuses, see appendix A]

SIC code	Kind of business or operation	All establishments				Establishments with payroll				
		Number	Receipts (\$1,000)	Unincorporated businesses or operations		Number	Receipts (\$1,000)	Annual payroll (\$1,000)	First quarter payroll (\$1,000)	Paid employees for pay period including March 12 (number)
				Individual proprietorships (number)	Partnerships (number)					
823, 4, 9	Selected educational services	††	††	††	††	742	302 262	107 350	24 359	8 144
823	Libraries and information centers.....	**	**	**	**	11	3 215	1 261	322	94
824	Correspondence schools and vocational schools.....	**	**	**	**	239	185 132	68 752	15 391	4 618
8241	Correspondence schools.....	**	**	**	**	15	(D)	(D)	(D)	(D)
8243	Data processing schools.....	**	**	**	**	10	(D)	(D)	(D)	(D)
8244	Business and secretarial schools.....	**	**	**	**	83	82 069	32 139	6 828	2 285
8249	Vocational schools, except vocational high schools, n.e.c.....	**	**	**	**	131	73 840	25 800	5 852	1 750
829	Schools and educational services, n.e.c.....	**	**	**	**	492	113 915	37 337	8 646	3 432
891	Engineering, architectural, and surveying services	††	††	††	††	2 531	2 909 131	1 216 191	285 873	43 235
891 pt.	Architectural services.....	**	**	**	**	837	529 314	195 063	45 196	8 092
891 pt.	Engineering services.....	**	**	**	**	1 334	2 316 946	994 004	234 579	33 378
891 pt.	Surveying services.....	**	**	**	**	360	62 871	27 124	6 098	1 765
893	Accounting, auditing, and bookkeeping services	††	††	††	††	3 989	1 736 289	700 350	168 050	36 274
83, 892, 9	Social and other services	††	††	††	††	2 207	539 443	206 834	46 664	20 858
83	Social services.....	**	**	**	**	1 376	382 567	147 436	32 490	18 282
835	Child day care services.....	**	**	**	**	667	76 467	34 319	7 585	4 933
832, 3, 6, 9	Other social services.....	**	**	**	**	709	306 100	113 117	24 905	13 349
832	Individual and family social services.....	**	**	**	**	179	64 071	25 925	4 998	3 358
833	Job training and vocational rehabilitation services.....	**	**	**	**	46	45 954	16 329	3 800	1 604
836	Residential care.....	**	**	**	**	370	169 435	59 934	13 520	7 477
839	Social services, n.e.c.....	**	**	**	**	114	26 640	10 929	2 587	910
892, 9	Other services.....	**	**	**	**	831	156 876	59 398	14 174	2 576
892	Noncommercial educational, scientific, and research organizations.....	**	**	**	**	31	9 100	3 711	888	179
899	Services, n.e.c.....	**	**	**	**	800	147 776	55 687	13 286	2 397

Table 1b. Summary Statistics for Firms Exempt From Federal Income Tax for the State: 1982

[Includes only establishments with payroll. For meaning of abbreviations and symbols, see introductory text. For explanation of terms and comparability of 1977 and 1982 censuses, see appendix A]

SIC code	Kind of business or operation	Establishments (number)	Revenue (\$1,000)	Annual payroll (\$1,000)	First quarter payroll (\$1,000)	Paid employees for pay period including March 12 (number)
	Total	11 693	8 276 792	3 361 405	783 210	305 641
7011 pt., 7032, 704	Hotels, camps, and membership lodging	248	36 587	11 755	2 157	1 610
7011 pt.	Hotels.....	9	6 098	2 305	528	310
7032	Sporting and recreational camps.....	94	18 745	5 853	741	730
704	Organization hotels and lodging houses, on membership basis.....	145	11 744	3 597	888	570
7391, 2, 7	Research, testing, and consulting services	93	217 569	132 009	32 321	5 661
7391	Research and development laboratories.....	17	154 408	100 692	24 559	3 753
7392	Management, consulting, and public relations services.....	65	(D)	(D)	(D)	(D)
7397	Testing laboratories and facilities.....	11	(D)	(D)	(D)	(D)
792, 7997, 7999 pt., 84	Selected amusement, recreation, and related services	968	804 380	342 171	74 024	43 124
792	Producers, orchestras, and entertainers.....	230	285 503	134 910	32 655	8 318
7922	Theatrical producers (except motion picture) and miscellaneous theatrical services.....	120	136 483	42 289	9 627	2 873
7929	Bands, orchestras, actors, and other entertainers and entertainment groups.....	110	149 020	92 621	23 028	5 445
7999 pt., 84	Museums, art galleries, and botanical and zoological gardens.....	293	262 386	107 059	24 300	27 054
7999 pt.	Commercial museums, art galleries, and botanical and zoological gardens.....	32	8 299	2 979	521	19 729
84	Noncommercial museums, art galleries, and botanical and zoological gardens.....	261	254 087	104 080	23 779	7 325
8411	Noncommercial museums and art galleries.....	244	214 585	87 564	19 984	6 303
8421	Noncommercial arboreta, botanical and zoological gardens.....	17	39 502	16 516	3 795	1 022
7997	Membership sports and recreation clubs.....	420	249 049	99 020	16 976	7 699
7999 pt.	Fairs.....	25	7 442	1 182	93	53
805, 8, 9	Selected health services	750	1 644 303	843 146	195 148	70 087
805	Nursing and personal care facilities.....	260	933 670	514 691	120 190	41 574
8051	Skilled nursing care facilities.....	171	848 631	466 205	109 269	36 430
8059	Nursing and personal care facilities, n.e.c.....	89	85 039	48 486	10 921	5 144
808	Outpatient care facilities.....	358	400 156	154 056	36 049	10 517
809	Health and allied services, n.e.c.....	132	310 477	174 399	38 909	17 996
81	Legal aid societies and similar legal services	120	99 036	57 095	14 347	2 772

Table 1b. Summary Statistics for Firms Exempt From Federal Income Tax for the State: 1982—Con.

[Includes only establishments with payroll. For meaning of abbreviations and symbols, see introductory text. For explanation of terms and comparability of 1977 and 1982 censuses, see appendix A]

SIC code	Kind of business or operation	Establishments (number)	Revenue (\$1,000)	Annual payroll (\$1,000)	First quarter payroll (\$1,000)	Paid employees for pay period including March 12 (number)
823, 4, 9	Selected educational services	725	282 075	122 846	29 893	12 282
823	Libraries and information centers	409	113 229	55 864	13 376	4 931
824	Correspondence schools and vocational schools	67	24 236	12 048	3 218	1 811
8241, 9	Correspondence and vocational schools, except vocational high schools, n.e.c.	61	22 730	11 091	3 018	1 721
8243, 4	Data processing, business, and secretarial schools	6	1 506	957	200	90
829	Schools and educational services, n.e.c.	249	144 610	54 934	13 299	5 540
83	Social services	4 568	2 939 026	1 106 040	258 453	114 014
835	Child day care services	1 098	225 537	135 741	30 775	16 612
832, 3, 6, 9	Other social services	3 470	2 713 489	970 299	227 678	97 402
832	Individual and family social services	1 416	685 731	332 687	78 449	35 061
833	Job training and vocational rehabilitation services	326	249 466	129 740	30 546	19 828
836	Residential care	748	447 356	222 963	51 517	20 875
839	Social services, n.e.c.	980	1 330 936	284 909	67 166	21 638
861, 2, 4, 9	Selected membership organizations	3 936	1 612 767	548 381	130 901	43 945
861	Business associations	845	451 746	145 386	34 920	6 965
864	Civic, social, and fraternal associations	2 076	577 596	221 021	52 812	25 055
862, 9	Other membership organizations	1 015	583 425	181 974	43 169	11 925
862	Professional membership organizations	331	234 090	68 093	16 266	3 590
869	Membership organizations, n.e.c.	684	349 335	113 881	26 903	8 335
892	Noncommercial educational, scientific, and research organizations	285	641 049	197 962	45 966	12 146

Table 2a. Comparative Statistics for Firms Subject to Federal Income Tax for the State: 1982 and 1977

[For meaning of abbreviations and symbols, see introductory text. For explanation of terms and comparability of 1977 and 1982 censuses, see appendix A]

SIC code	Kind of business or operation	All establishments					Establishments with payroll					
		1982 (number)	1977 (number)	Receipts			Receipts			Annual payroll		
				1982 (\$1,000)	1977 (\$1,000)	Percent change 1977 to 1982	1982 (\$1,000)	1977 (\$1,000)	Percent change 1977 to 1982	1982 (\$1,000)	1977 (\$1,000)	Percent change 1977 to 1982
	Total	†† 234 233	†† 27 520 730	(NA)	43 804 255	25 352 901	72.8	15 776 670	8 984 008	75.6		
70	Hotels, motels, and other lodging places ..	†† 5 044	†† 1 329 036	(NA)	2 151 084	1 295 851	66.0	612 962	391 587	56.5		
7011	Hotels, motor hotels, and motels.....	†† 3 011	†† 1 244 992	(NA)	2 059 029	1 229 172	67.5	589 784	373 706	57.8		
7011 pt.	Hotels	†† 947	†† 930 090	(NA)	1 677 603	927 068	81.0	494 460	294 958	67.6		
7011 pt.	Hotels, 25 guestrooms or more	** ..	** ..	** ..	1 658 271	909 510	82.3	490 181	290 420	68.8		
7011 pt.	Hotels, less than 25 guestrooms	** ..	** ..	** ..	19 332	17 558	10.1	4 279	4 538	-5.7		
7011 pt.	Motels, motor hotels, and tourist courts ..	†† 2 064	†† 314 902	(NA)	381 426	302 104	26.3	95 324	78 748	21.0		
7011 pt.	Motels, tourist courts	** ..	** ..	** ..	291 233	218 784	33.1	69 530	56 491	23.1		
7011 pt.	Motor hotels	** ..	** ..	** ..	90 193	83 320	8.2	25 794	22 257	15.9		
702, 3, 4	Other lodging places	†† (NC)	†† (NC)	(X)	92 055	(NC)	(X)	23 178	(NC)	(X)		
703	Trailer parks and camps	†† 1 004	†† 49 984	(NA)	50 602	39 481	28.2	11 408	10 681	6.8		
702, 4	Rooming, boarding, and membership lodging	†† (NC)	†† (NC)	(X)	41 453	(NC)	(X)	11 770	(NC)	(X)		
72	Personal services	†† 38 096	†† 1 562 028	(NA)	1 948 092	1 301 292	49.7	652 320	462 947	40.9		
721	Laundry, cleaning, and garment services ...	†† 8 348	†† 632 546	(NA)	806 228	568 931	41.7	270 690	207 725	30.3		
7215	Coin-operated laundries and dry cleaning	†† 1 838	†† 86 994	(NA)	99 380	68 332	45.4	19 413	14 153	37.2		
721 ex. 7215	Other laundry, cleaning, and garment services	†† 6 510	†† 545 552	(NA)	706 848	500 599	41.2	251 277	193 572	29.8		
7211	Power laundries, family and commercial*	** ..	** ..	** ..	57 294	58 806	-2.6	25 444	28 991	-12.2		
7216	Dry-cleaning plants, except rug cleaning*	** ..	** ..	** ..	234 731	175 297	33.9	86 987	67 838	28.2		
Other 721	Laundry and cleaning services, n.e.c.* ..	** ..	** ..	** ..	414 823	266 496	55.7	138 846	96 743	43.5		
7212	Garment pressing and agents for laundries and dry cleaners	** ..	** ..	** ..	31 500	25 463	23.7	9 771	8 337	17.2		
7213	Linen supply*	** ..	** ..	** ..	196 926	123 594	59.3	64 752	46 867	38.2		
7217	Carpet and upholstery cleaning	** ..	** ..	** ..	41 283	22 201	86.0	14 104	7 488	88.4		
7218	Industrial laundries*	** ..	** ..	** ..	111 476	72 133	54.5	38 182	25 270	51.1		
7214, 9	Other laundry, garment services, including diaper*	** ..	** ..	** ..	33 638	23 105	45.6	12 037	8 781	37.1		
722	Photographic studios, portrait	†† 3 971	†† 99 026	(NA)	104 391	52 072	100.5	22 418	12 858	74.4		
723, 4	Beauty and barber shops	†† 17 563	†† 361 011	(NA)	374 087	278 678	34.2	162 004	133 661	21.2		
723	Beauty shops	†† 12 622	†† 291 340	(NA)	338 753	239 980	41.2	146 054	115 992	25.9		
724	Barber shops	†† 4 941	†† 69 671	(NA)	35 334	38 698	-8.7	15 950	17 669	-9.7		
725	Shoe repair, shoe shine, and hat-cleaning shops	†† 1 196	†† 24 305	(NA)	16 715	12 166	37.4	5 475	3 768	45.3		
726	Funeral service and crematories	†† 1 914	†† 267 156	(NA)	316 253	245 355	28.9	71 429	56 129	27.3		
729	Miscellaneous personal services	†† 5 104	†† 177 984	(NA)	330 418	144 090	129.3	120 304	48 806	146.5		

Table 2a. Comparative Statistics for Firms Subject to Federal Income Tax for the State: 1982 and 1977—Con.

[For meaning of abbreviations and symbols, see introductory text. For explanation of terms and comparability of 1977 and 1982 censuses, see appendix A]

SIC code	Kind of business or operation	All establishments					Establishments with payroll					
		1982 (number)	1977 (number)	Receipts			Receipts			Annual payroll		
				1982 (\$1,000)	1977 (\$1,000)	Percent change 1977 to 1982	1982 (\$1,000)	1977 (\$1,000)	Percent change 1977 to 1982	1982 (\$1,000)	1977 (\$1,000)	Percent change 1977 to 1982
73	Business services -----	††	46 628	††	8 250 072	(NA)	14 745 256	7 800 429	89.0	5 989 550	3 355 832	78.5
731	Advertising-----	††	5 992	††	1 601 116	(NA)	2 567 333	1 518 122	69.1	1 130 714	697 941	62.0
7311	Advertising agencies-----	**	**	**	**	**	2 071 324	1 220 831	69.7	936 051	572 111	63.6
7312	Outdoor advertising services-----	**	**	**	**	**	44 826	42 635	5.1	10 686	11 605	-7.9
7313	Radio, TV, publishers' advertising representatives-----	**	**	**	**	**	265 984	153 876	72.9	124 525	81 195	53.4
7319	Advertising, n.e.c.-----	**	**	**	**	**	185 199	100 780	83.8	59 452	33 030	80.0
734	Services to dwellings and other buildings --	††	4 591	††	670 813	(NA)	1 100 545	640 456	71.8	670 691	412 308	62.7
7341	Window cleaning-----	**	**	**	**	**	21 889	16 750	30.7	12 009	10 149	18.3
7342	Disinfecting and exterminating services --	**	**	**	**	**	75 141	44 797	67.7	31 073	21 160	46.8
7349	Cleaning and maintenance services, n.e.c.-----	**	**	**	**	**	1 003 515	578 909	73.3	627 609	380 999	64.7
737	Computer and data processing services ---	††	1 445	††	888 469	(NA)	1 890 561	879 099	115.1	637 962	298 154	114.0
7372	Computer programming and other software services-----	**	**	**	**	**	608 131	191 314	217.9	245 062	80 893	202.9
7374	Data processing services-----	**	**	**	**	**	859 148	515 775	66.6	294 288	172 161	70.9
7379	Computer related services, n.e.c.-----	**	**	**	**	**	423 282	172 010	146.1	98 612	45 100	118.7
7392	Management, consulting, and public relations services -----	††	13 662	††	1 299 851	(NA)	2 317 352	1 153 817	100.8	954 572	483 455	97.4
7394	Equipment rental and leasing services-----	††	1 440	††	386 840	(NA)	896 872	372 859	140.5	151 543	75 813	99.9
Other 73	Other business services -----	††	19 498	††	3 402 983	(NA)	5 972 593	3 236 076	84.6	2 444 068	1 357 490	80.0
732	Credit reporting, collection agencies-----	**	**	**	**	**	281 315	130 941	114.8	102 191	63 919	59.9
7331	Direct mail advertising services-----	**	**	**	**	**	366 201	196 389	86.5	120 833	64 022	88.7
7332	Blueprinting and photocopying services --	**	**	**	**	**	108 601	55 150	96.9	32 670	17 231	89.6
7333	Commercial photography, art, and graphics-----	**	**	**	**	**	756 112	466 519	62.1	238 974	156 959	52.3
7339	Stenographic services; and reproduction services, n.e.c.-----	**	**	**	**	**	95 488	55 683	71.5	34 134	21 510	58.7
736	Personnel supply services -----	**	**	**	**	**	992 349	437 781	126.7	631 063	289 889	117.7
7361	Employment agencies-----	**	**	**	**	**	320 277	131 892	142.8	170 416	68 892	147.4
7362	Help supply services-----	**	**	**	**	**	657 352	284 527	131.0	451 679	207 886	117.3
7369	Facilities management services-----	**	**	**	**	**	14 720	21 362	-31.1	8 968	13 111	-31.6
7391	Research and development laboratories --	**	**	**	**	**	472 288	235 169	100.8	169 224	96 490	75.4
7397	Testing laboratories and facilities-----	**	**	**	**	**	57 889	26 969	114.7	23 832	12 341	93.1
7393	Detective agencies and protective services-----	**	**	**	**	**	609 010	340 900	78.6	344 802	206 114	67.3
7395	Photofinishing laboratories*-----	**	**	**	**	**	340 800	275 621	23.6	107 736	76 990	39.9
7399 pt.	Sign painting shops-----	**	**	**	**	**	11 914	11 967	-5	4 064	4 231	-4.0
7399 pt.	Interior designing-----	**	**	**	**	**	175 066	75 515	131.8	52 766	22 624	133.2
7399 pt.	Telephone answering services-----	**	**	**	**	**	81 331	49 931	62.9	34 927	22 873	52.7
735, 7396, 7399 pt.	Other business services, n.e.c.-----	**	**	**	**	**	1 624 229	877 541	85.1	546 852	302 297	80.9
75	Automotive repair, services, and garages --	††	12 505	††	1 629 129	(NA)	2 210 433	1 524 040	45.0	485 157	340 993	42.3
751	Automotive rental and leasing, without drivers-----	††	850	††	569 010	(NA)	789 895	562 424	40.4	108 570	72 312	50.1
752	Automobile parking -----	††	1 310	††	214 776	(NA)	303 826	211 815	43.4	74 235	49 659	49.5
7523	Parking lots-----	**	**	**	**	**	103 454	77 934	32.7	21 627	16 019	35.0
7525	Parking structures-----	**	**	**	**	**	200 372	133 881	49.7	52 608	33 640	56.4
753	Automotive repair shops -----	††	9 055	††	779 079	(NA)	1 046 692	695 898	50.4	283 178	203 703	39.0
7538	General automotive repair shops-----	††	4 860	††	342 525	(NA)	407 827	288 033	41.6	105 677	78 520	34.6
7538 pt.	General automotive repair shops, except diesel-----	**	**	**	**	**	370 921	257 843	43.9	95 213	69 440	37.1
7538 pt.	Diesel repair shops-----	**	**	**	**	**	36 906	30 190	22.2	10 464	9 080	15.2
7531	Top and body repair shops-----	††	2 616	††	207 558	(NA)	283 506	185 938	52.5	80 887	59 557	35.8
7534, 5, 9	Other automotive repair shops -----	††	1 579	††	228 996	(NA)	355 359	221 927	60.1	96 614	65 626	47.2
7534	Tire retreading and repair shops-----	**	**	**	**	**	30 900	21 710	42.3	7 231	5 194	39.2
7535	Paint shops-----	**	**	**	**	**	27 664	18 691	48.0	8 796	6 094	44.3
7539 pt.	Auto electrical and fuel system services-----	**	**	**	**	**	14 484	13 023	11.2	4 660	4 174	11.6
7539 pt.	Radiator repair-----	**	**	**	**	**	23 849	14 670	62.6	6 116	4 116	48.6
7539 pt.	Glass replacement and repair-----	**	**	**	**	**	46 324	28 976	59.9	10 924	7 691	42.0
7539 pt.	Brake, front end, and wheel alignment--	**	**	**	**	**	57 045	38 005	50.1	16 641	12 588	32.2
7539 pt.	Exhaust system services (muffler shops)-----	**	**	**	**	**	75 490	36 216	108.4	17 864	9 378	90.5
7539 pt.	Transmission repair shops-----	**	**	**	**	**	72 367	45 790	58.0	22 221	15 090	47.3
7539 pt.	Other automotive repair shops, n.e.c.---	**	**	**	**	**	7 236	4 846	49.3	2 161	1 301	66.1
754	Automotive services, except repair -----	††	1 290	††	66 264	(NA)	70 020	53 903	29.9	19 174	15 319	25.2
7542	Car washes-----	**	**	**	**	**	40 721	32 383	25.7	11 097	8 797	26.1
7549	Other automotive services-----	**	**	**	**	**	29 299	21 520	36.1	8 077	6 522	23.8
76	Miscellaneous repair services -----	††	10 261	††	791 388	(NA)	962 802	704 348	36.7	331 190	248 693	33.2
762	Electrical and electronic repair shops-----	††	3 747	††	282 976	(NA)	324 160	249 787	29.8	113 556	94 638	20.0
7622	Radio and TV repair shops-----	††	2 285	††	116 049	(NA)	107 468	94 883	13.3	35 686	34 534	3.3
7623, 9	Other electrical and electronic repair shops-----	††	1 462	††	166 927	(NA)	216 692	154 904	39.9	77 870	60 104	29.6
7623	Refrigeration and air-conditioning repair shops-----	**	**	**	**	**	94 944	55 525	71.0	32 401	18 706	73.2
7829	Electrical and electronic repair shops, n.e.c.-----	**	**	**	**	**	121 748	99 379	22.5	45 469	41 398	9.8
764	Reupholstery and furniture repair-----	††	1 351	††	54 672	(NA)	62 829	43 907	43.1	23 270	16 408	41.8

Table 2a. Comparative Statistics for Firms Subject to Federal Income Tax for the State: 1982 and 1977—Con.

[For meaning of abbreviations and symbols, see introductory text. For explanation of terms and comparability of 1977 and 1982 censuses, see appendix A]

SIC code	Kind of business or operation	All establishments					Establishments with payroll					
		1982 (number)	1977 (number)	Receipts			Receipts			Annual payroll		
				1982 (\$1,000)	1977 (\$1,000)	Percent change 1977 to 1982	1982 (\$1,000)	1977 (\$1,000)	Percent change 1977 to 1982	1982 (\$1,000)	1977 (\$1,000)	Percent change 1977 to 1982
76	Miscellaneous repair services—Con.											
763, 9	Other repair shops and related services ---	††	5 163	††	431 242	(NA)	575 813	388 156	48.3	194 364	129 373	50.2
763	Watch, clock, and jewelry repair ---	††	163	††	242	(NA)	25 794	14 032	83.8	9 317	5 023	85.5
769	Miscellaneous repair and related services ---	**	**	**	**	**	550 019	374 124	47.0	185 047	124 350	48.8
7692	Welding repair ---	**	**	**	**	**	48 493	27 613	75.6	17 893	11 093	61.3
7694	Armature rewinding shops ---	**	**	**	**	**	57 159	50 589	13.0	17 724	16 737	5.9
7699	Repair shops and related services, n.e.c. ---	**	**	**	**	**	444 367	295 922	50.2	149 430	96 520	54.8
78, 79	Amusement and recreation services, including motion pictures	††	18 392	††	3 360 364	(NA)	4 874 805	3 204 966	52.1	1 124 856	697 771	61.2
781, 2	Motion picture production, distribution, and services ---	††	2 452	††	1 391 450	(NA)	1 970 663	1 370 456	43.8	352 409	215 937	63.2
783	Motion picture theaters ---	††	979	††	290 923	(NA)	382 839	285 771	34.0	67 019	61 422	9.1
7832	Motion picture theaters, except drive-in ---	**	**	**	**	**	368 699	270 616	36.2	63 998	58 263	9.8
7833	Drive-in motion picture theaters ---	**	**	**	**	**	14 140	15 155	-6.7	3 021	3 159	-4.4
792	Producers, orchestras, and entertainers ---	††	7 795	††	574 335	(NA)	1 198 887	504 261	137.8	338 214	151 223	123.7
7922	Theatrical producers (except motion picture) and miscellaneous theatrical services ---	**	**	**	**	**	911 552	322 071	183.0	246 289	102 268	140.8
7929	Bands, orchestras, actors, and other entertainers and entertainment groups ---	**	**	**	**	**	287 335	182 190	57.7	91 925	48 955	87.8
793	Bowling alleys and billiards and pool establishments ---	††	806	††	149 471	(NA)	184 944	145 174	27.4	51 921	40 804	27.2
7932	Billiard and pool establishments ---	††	154	††	5 126	(NA)	2 760	3 091	-10.7	830	1 031	-19.5
7933	Bowling alleys ---	††	652	††	144 345	(NA)	182 184	142 083	28.2	51 091	39 773	28.5
79 ex. 792, 3	Commercial sports and other amusement and recreation services ---	††	6 360	††	839 698	(NA)	1 137 472	784 817	44.9	315 293	222 290	41.8
794	Commercial sports ---	††	**	††	**	(NA)	558 173	417 490	33.7	154 304	114 852	34.4
7941	Professional sports clubs, managers, promoters ---	††	**	††	**	(NA)	138 320	149 669	-7.6	79 677	55 967	42.4
7948	Racing, including track operation ---	††	**	††	**	(NA)	419 853	267 821	56.8	74 627	58 885	26.7
79 ex. 792, 3, 4	Other amusement and recreation services ---	††	**	††	**	(NA)	579 299	367 327	57.7	160 989	107 438	49.8
791	Dance halls, studios, and schools ---	**	**	**	**	**	28 162	14 514	94.0	10 154	5 701	78.1
7992	Public golf courses ---	**	**	**	**	**	26 594	18 228	45.9	7 339	5 090	44.2
7993	Coin-operated amusement device operators ---	**	**	**	**	**	80 257	34 397	133.3	17 276	8 379	106.2
7996	Amusement parks ---	**	**	**	**	**	39 117	15 425	153.6	10 474	4 816	117.5
7997	Membership sports and recreation clubs ---	**	**	**	**	**	157 903	109 154	44.7	46 609	38 021	22.6
7999	Amusement and recreation services, n.e.c. ---	**	**	**	**	**	247 266	175 609	40.8	69 137	45 431	52.2
7999 pt.	Concession operators of amusement devices, rides ---	**	**	**	**	**	9 336	8 879	5.1	2 537	2 464	3.0
7999 pt.	Carnivals, circuses, and fairs ---	**	**	**	**	**	10 897	4 062	168.3	2 769	898	208.4
7999 pt.	Other commercial recreation and amusements ---	**	**	**	**	**	227 033	162 668	39.6	63 831	42 069	51.7
80, ex. 806	Health services, except hospitals	††	47 195	††	4 505 905	(NA)	6 518 030	3 973 855	64.0	2 729 750	1 535 401	77.8
801	Offices of physicians ---	††	21 263	††	2 274 282	(NA)	3 338 784	1 995 142	67.3	1 467 313	776 926	88.9
802	Offices of dentists ---	††	10 628	††	892 750	(NA)	1 215 895	809 193	50.3	389 392	228 696	70.3
803	Offices of osteopathic physicians ---	††	161	††	14 448	(NA)	25 068	13 581	84.6	11 394	4 555	150.1
8041	Offices of chiropractors ---	††	872	††	29 770	(NA)	59 955	17 596	240.7	14 401	3 381	325.9
8042	Offices of optometrists ---	††	1 212	††	92 937	(NA)	96 617	77 995	23.9	25 149	18 871	33.3
805	Nursing and personal care facilities ---	††	1 328	††	720 313	(NA)	1 022 960	711 201	43.8	510 627	358 616	42.4
8049, 807, 8, 9	Other health services ---	††	11 731	††	481 405	(NA)	758 751	349 147	117.3	311 474	144 356	115.8
807	Medical and dental laboratories ---	††	1 382	††	190 655	(NA)	281 383	180 958	55.5	114 198	79 412	43.8
8071	Medical laboratories ---	††	412	††	75 470	(NA)	146 736	73 278	100.2	54 348	29 590	83.7
8072	Dental laboratories ---	††	970	††	115 185	(NA)	134 647	107 680	25.0	59 850	49 822	20.1
8049, 808, 9	Other health services, n.e.c. ---	††	10 349	††	290 750	(NA)	477 368	168 189	183.8	197 276	64 944	203.8
81	Legal services	††	20 711	††	2 822 530	(NA)	4 906 628	2 596 035	89.0	1 620 160	761 536	112.7
823, 4, 9	Selected educational services	††	6 915	††	186 138	(NA)	302 262	140 285	115.5	107 350	54 198	98.1
823	Libraries and information centers ---	**	**	**	**	**	3 215	1 141	181.8	1 261	692	82.2
824	Correspondence schools and vocational schools ---	**	**	**	**	**	185 132	68 249	171.3	68 752	26 653	158.0
829	Schools and educational services, n.e.c. ---	**	**	**	**	**	113 915	68 439	66.4	37 337	25 572	46.0
891	Engineering, architectural, and surveying services	††	5 225	††	1 501 239	(NA)	2 909 131	1 446 477	101.1	1 216 191	588 637	106.6
891 pt.	Architectural services ---	**	**	**	**	**	529 314	309 069	71.3	195 063	106 137	83.8
891 pt.	Engineering services ---	**	**	**	**	**	2 316 946	1 104 360	109.8	994 004	467 231	112.7
891 pt.	Surveying services ---	**	**	**	**	**	62 871	33 048	90.2	27 124	15 269	77.6
893	Accounting, auditing, and bookkeeping services	††	12 483	††	1 147 774	(NA)	1 736 289	1 038 964	67.1	700 350	416 454	68.2
83, 892, 9	Social and other services	††	10 778	††	435 127	(NA)	539 443	326 359	65.3	206 834	129 959	59.2
83	Social services ---	**	**	**	**	**	382 567	236 770	61.6	147 436	93 972	56.9
835	Child day care services ---	**	**	**	**	**	76 467	51 372	48.8	34 319	24 532	39.9
832, 3, 6, 9	Other social services ---	**	**	**	**	**	306 100	185 398	65.1	113 117	69 440	62.9
892, 9	Other services ---	**	**	**	**	**	156 876	89 589	75.1	59 398	35 987	65.1

Table 2b. Comparative Statistics for Firms Exempt From Federal Income Tax for the State: 1982 and 1977

[Includes only establishments with payroll. For meaning of abbreviations and symbols, see introductory text. For explanation of terms and comparability of 1977 and 1982 censuses, see appendix A]

SIC code	Kind of business or operation	Establishments		Expenses			Annual payroll		
		1982 (number)	1977 (number)	1982 (\$1,000)	1977 (\$1,000)	Percent change 1977 to 1982	1982 (\$1,000)	1977 (\$1,000)	Percent change 1977 to 1982
	Total	11 693	(NC)	7 606 420	(NC)	(X)	3 361 405	(NC)	(X)
7011 pt., 7032, 704	Hotels, camps, and membership lodging	248	(NC)	35 942	(NC)	(X)	11 755	(NC)	(X)
7391, 2, 7	Research, testing, and consulting services	93	(NC)	210 576	(NC)	(X)	132 009	(NC)	(X)
792, 7997, 7999 pt., 84	Selected amusement, recreation, and related services	968	(NC)	807 009	(NC)	(X)	342 171	(NC)	(X)
805, 8, 9	Selected health services	750	627	1 587 759	743 532	113.5	843 146	389 094	116.7
805	Nursing and personal care facilities	260	159	941 816	440 705	113.7	514 691	237 423	116.8
808	Outpatient care facilities	358	333	364 776	219 555	66.1	154 056	108 221	42.4
809	Health and allied services, n.e.c.	132	135	281 167	83 272	237.6	174 399	43 450	301.4
81	Legal aid societies and similar legal services	120	109	87 573	65 348	34.0	57 095	37 199	53.5
823, 4, 9	Selected educational services	725	727	277 088	156 409	77.2	122 846	78 590	56.3
83	Social services	4 568	3 588	2 370 372	1 290 226	83.7	1 106 040	619 104	78.7
835	Child day care services	1 098	964	219 892	127 813	72.0	135 741	77 174	75.9
832, 3, 6, 9	Other social services	3 470	2 624	2 150 480	1 162 413	85.0	970 299	541 930	79.0
861, 2, 4, 9	Selected membership organizations	3 936	3 946	1 680 219	964 049	74.3	548 381	365 022	50.2
861	Business associations	845	891	614 341	259 935	136.3	145 386	98 139	48.1
864	Civic, social, and fraternal associations	2 076	2 113	538 418	391 050	37.7	221 021	158 280	39.6
862, 9	Other membership organizations	1 015	942	527 460	313 064	68.5	181 974	108 603	67.6
892	Noncommercial educational, scientific, and research organizations	285	274	549 882	516 906	6.4	197 962	193 663	2.2

Table 3a. Selected Ratios for Firms Subject to Federal Income Tax for the State: 1982

[For meaning of abbreviations and symbols, see introductory text. For explanation of terms and comparability of 1977 and 1982 censuses, see appendix A]

SIC code	Kind of business or operation	All establishments—Receipts per establishment (dollars)	Establishments with payroll				Establishments without payroll—Receipts per establishment (dollars)
			Receipts		Annual payroll per employee ¹ (dollars)	Employees per establishment ¹ (number)	
			Per establishment (dollars)	Per employee ¹ (dollars)			
	Total	††	425 801	44 578	16 055	10	††
70	Hotels, motels, and other lodging places	††	951 807	37 004	10 544	26	††
7011	Hotels, motor hotels, and motels	††	1 184 030	36 649	10 498	32	††
7011 pt.	Hotels	††	2 671 342	38 028	11 208	70	††
7011 pt.	Hotels, 25 guestrooms or more	**	3 883 539	38 199	11 292	102	**
7011 pt.	Hotels, less than 25 guestrooms	**	96 179	27 460	6 078	4	**
7011 pt.	Hotels, motor hotels, and tourist courts	††	343 318	31 606	7 899	11	††
7011 pt.	Hotels, tourist courts	**	282 750	32 074	7 657	9	**
7011 pt.	Motor hotels	**	1 113 494	30 185	8 633	37	**
702, 3, 4	Other lodging places	††	176 689	47 256	11 898	4	††
703	Trailing parks and camps	††	200 802	78 210	17 632	3	††
702, 4	Rooming, boarding, and membership lodging	††	154 100	31 862	9 047	5	††
72	Personal services	††	149 016	26 078	8 732	6	††
721	Laundry, cleaning, and garment services	††	197 702	29 034	9 748	7	††
7215	Coin-operated laundries and dry cleaning	††	117 470	40 464	7 904	3	††
721 ex. 7215	Other laundry, cleaning, and garment services	††	218 703	27 925	9 927	8	††
7211	Power laundries, family and commercial*	**	333 105	20 639	9 166	16	**
7216	Dry-cleaning plants, except rug cleaning*	**	114 058	22 300	8 264	5	**
Other 721	Laundry and cleaning services, n.e.c.*	**	413 995	34 540	11 561	12	**
7212	Garment pressing and agents for laundries and dry cleaners	**	93 195	25 969	8 055	4	**
7213	Linen supply*	**	1 295 566	35 476	11 665	37	**
7217	Carpet and upholstery cleaning	**	197 526	32 583	11 132	6	**
7218	Industrial laundries*	**	1 296 233	39 197	13 425	33	**
7214, 9	Other laundry, garment services, including diaper*	**	155 014	29 637	10 605	5	**
722	Photographic studios, portrait	††	257 756	41 790	8 974	6	††
723, 4	Beauty and barber shops	††	64 946	17 648	7 643	4	††
723	Beauty shops	††	69 331	17 805	7 677	4	††
724	Barber shops	††	40 428	16 275	7 347	2	††
725	Shoe repair, shoe shine, and hat-cleaning shops	††	62 603	25 326	8 295	2	††
726	Funeral service and crematories	††	247 073	66 189	14 950	4	††
729	Miscellaneous personal services	††	257 535	18 562	6 758	14	††

See footnotes at end of table.

Table 3a. Selected Ratios for Firms Subject to Federal Income Tax for the State: 1982—Con.

[For meaning of abbreviations and symbols, see introductory text. For explanation of terms and comparability of 1977 and 1982 censuses, see appendix A]

SIC code	Kind of business or operation	All establishments— Receipts per establishment (dollars)	Establishments with payroll				Establishments without payroll— Receipts per establishment (dollars)
			Receipts		Annual payroll per employee ¹ (dollars)	Employees per establishment ¹ (number)	
			Per establishment (dollars)	Per employee ¹ (dollars)			
73	Business services	††	686 560	38 900	15 801	18	††
731	Advertising	††	1 448 834	63 644	28 030	23	††
7311	Advertising agencies	††	1 544 611	64 325	29 069	24	††
7312	Outdoor advertising services	**	589 816	79 058	18 847	7	**
7313	Radio, TV, publishers' advertising representatives	**	1 469 525	60 741	28 437	24	**
7319	Advertising, n.e.c.	**	1 064 362	58 020	18 625	18	**
734	Services to dwellings and other buildings	††	537 375	17 802	10 849	30	††
7341	Window cleaning	**	152 007	26 089	14 313	6	**
7342	Disinfecting and exterminating services	**	192 176	32 444	13 417	6	**
7349	Cleaning and maintenance services, n.e.c.	**	663 262	17 106	10 698	39	**
737	Computer and data processing services	††	1 035 924	67 330	22 720	15	††
7372	Computer programming and other software services	**	729 174	67 879	27 354	11	**
7374	Data processing services	**	1 671 494	56 553	19 371	30	**
7379	Computer related services, n.e.c.	**	887 384	107 760	25 105	8	**
7392	Management, consulting, and public relations services	††	511 557	51 432	21 186	10	††
7394	Equipment rental and leasing services	††	940 117	112 743	19 050	8	††
Other 73	Other business services	††	577 174	30 502	12 482	19	††
732	Credit reporting, collection agencies	**	639 352	51 655	18 764	12	**
7331	Direct mail advertising services	**	1 086 650	44 615	14 721	24	**
7332	Blueprinting and photocopying services	**	517 148	52 873	15 906	10	**
7333	Commercial photography, art, and graphics	**	376 550	70 421	22 257	5	**
7339	Stenographic services; and reproduction services, n.e.c.	**	291 122	37 847	13 529	8	**
736	Personnel supply services	**	575 943	14 119	8 978	41	**
7361	Employment agencies	**	275 152	23 993	12 766	11	**
7362	Help supply services	**	1 217 319	11 629	7 991	105	**
7369	Facilities management services	**	774 737	35 815	21 820	22	**
7391	Research and development laboratories	**	3 778 304	94 647	33 913	40	**
7397	Testing laboratories and facilities	**	448 752	38 904	16 016	12	**
7393	Detective agencies and protective services	**	733 747	16 206	9 175	45	**
7395	Photofinishing laboratories*	**	825 182	43 986	13 905	19	**
7399 pt.	Sign painting shops	**	126 745	40 801	13 916	3	**
7399 pt.	Interior designing	**	363 963	73 434	22 133	5	**
7399 pt.	Telephone answering services	**	253 368	22 763	9 775	11	**
735, 7396, 7399 pt.	Other business services, n.e.c.	**	558 346	42 189	14 204	13	**
75	Automotive repair, services, and garages	††	269 106	58 286	12 793	5	††
751	Automotive rental and leasing, without drivers	††	1 261 813	116 469	16 009	11	††
752	Automobile parking	††	272 979	48 957	11 962	6	††
7523	Parking lots	**	200 104	45 000	9 407	4	**
7525	Parking structures	**	336 195	51 285	13 465	7	**
753	Automotive repair shops	††	179 351	46 476	12 574	4	††
7538	General automotive repair shops	††	151 271	46 716	12 105	3	††
7538 pt.	General automotive repair shops, except diesel	**	143 323	46 342	11 896	3	**
7538 pt.	Diesel repair shops	**	341 722	50 835	14 413	7	**
7531	Top and body repair shops	††	168 553	42 968	12 259	4	††
7534, 5, 9	Other automotive repair shops	††	243 730	49 403	13 432	5	††
7534	Tire retreading and repair shops	**	447 826	57 542	13 466	8	**
7535	Paint shops	**	232 471	42 957	13 658	5	**
7539 pt.	Auto electrical and fuel system services	**	137 943	37 138	11 949	4	**
7539 pt.	Radiator repair	**	186 320	43 283	11 100	4	**
7539 pt.	Glass replacement and repair	**	266 230	56 700	13 371	5	**
7539 pt.	Brake, front end, and wheel alignment	**	281 010	48 018	14 008	6	**
7539 pt.	Exhaust system services (muffler shops)	**	357 773	65 643	15 534	5	**
7539 pt.	Transmission repair shops	**	182 285	41 353	12 698	4	**
7539 pt.	Other automotive repair shops, n.e.c.	**	139 154	43 590	13 018	3	**
754	Automotive services, except repair	††	109 577	28 994	7 940	4	††
7542	Car washes	**	103 091	25 105	6 842	4	**
7549	Other automotive services	**	120 078	36 947	10 185	3	**
76	Miscellaneous repair services	††	252 373	45 748	15 736	6	††
762	Electrical and electronic repair shops	††	256 253	45 611	15 978	6	††
7622	Radio and TV repair shops	††	208 271	40 280	13 376	5	††
7623, 9	Other electrical and electronic repair shops	††	289 308	48 815	17 542	6	††
7623	Refrigeration and air-conditioning repair shops	**	313 347	56 180	19 172	6	**
7629	Electrical and electronic repair shops, n.e.c.	**	272 978	44 288	16 540	6	**
764	Reupholstery and furniture repair	††	139 620	32 826	12 158	4	††
763, 9	Other repair shops and related services	††	274 197	47 885	16 163	6	††
763	Watch, clock, and jewelry repair	**	175 469	36 744	13 272	5	**
769	Miscellaneous repair and related services	**	281 628	48 575	16 343	6	**
7692	Welding repair	**	253 890	39 329	14 512	6	**
7694	Armature rewinding shops	**	446 555	56 259	17 445	8	**
7699	Repair shops and related services, n.e.c.	**	271 950	48 971	16 468	6	**
78, 79	Amusement and recreation services, including motion pictures	††	688 240	65 577	15 132	10	††
781, 2	Motion picture production, distribution, and services	††	1 299 910	136 180	24 353	10	††
783	Motion picture theaters	††	558 074	42 368	7 417	13	††
7832	Motion picture theaters, except drive-in	**	623 856	42 229	7 330	15	**
7833	Drive-in motion picture theaters	**	148 842	46 361	9 905	3	**
792	Producers, orchestras, and entertainers	††	803 005	68 480	19 319	12	††
7922	Theatrical producers (except motion picture) and miscellaneous theatrical services	**	1 026 523	84 914	22 943	12	**
7929	Bands, orchestras, actors, and other entertainers and entertainment groups	**	474 934	42 430	13 574	11	**

See footnotes at end of table.

Table 3a. Selected Ratios for Firms Subject to Federal Income Tax for the State: 1982—Con.

[For meaning of abbreviations and symbols, see introductory text. For explanation of terms and comparability of 1977 and 1982 censuses, see appendix A]

SIC code	Kind of business or operation	All establishments— Receipts per establishment (dollars)	Establishments with payroll				Establishments without payroll— Receipts per establishment (dollars)
			Receipts		Annual payroll per employee ¹ (dollars)	Employees per establishment ¹ (number)	
			Per establishment (dollars)	Per employee ¹ (dollars)			
78, 79	Amusement and recreation services, including motion pictures— Con.						
793	Bowling alleys and billiards and pool establishments	††	302 196	20 486	5 751	15	††
7932	Billiard and pool establishments	††	67 317	26 038	7 830	3	††
7933	Bowling alleys	††	319 061	20 420	5 726	16	††
79 ex. 792, 3	Commercial sports and other amusement and recreation services ..	††	409 752	46 819	12 978	9	††
794	Commercial sports	††	2 022 366	88 909	24 579	23	††
7941	Professional sports clubs, managers, promoters	††	2 660 000	59 827	34 462	44	††
7948	Racing, including track operation	††	1 874 344	105 863	18 817	18	††
79 ex. 792, 3, 4	Other amusement and recreation services	††	231 720	32 153	8 935	7	††
791	Dance halls, studios, and schools	**	82 829	17 557	6 330	5	**
7992	Public golf courses	**	162 159	38 265	10 560	4	**
7993	Coin-operated amusement device operators	**	258 894	56 960	12 261	5	**
7996	Amusement parks	**	738 057	83 942	22 476	9	**
7997	Membership sports and recreation clubs	**	273 662	31 461	9 287	9	**
7999	Amusement and recreation services, n.e.c.	**	234 153	28 022	7 835	8	**
7999 pt.	Concession operators of amusement devices, rides	**	150 581	78 454	21 319	2	**
7999 pt.	Carnivals, circuses, and fairs	**	641 000	97 295	24 723	7	**
7999 pt.	Other commercial recreation and amusements	**	232 378	26 421	7 428	9	**
80, ex. 806	Health services, except hospitals	††	242 126	40 731	17 058	6	††
801	Offices of physicians	††	229 944	62 387	27 418	4	††
802	Offices of dentists	††	152 482	40 974	13 122	4	††
803	Offices of osteopathic physicians	††	174 083	43 825	19 920	4	††
8041	Offices of chiropractors	††	101 275	42 252	10 149	2	††
8042	Offices of optometrists	††	134 564	46 206	12 027	3	††
805	Nursing and personal care facilities	††	2 841 556	23 796	11 878	119	††
8049, 807, 8, 9	Other health services	††	290 487	25 491	10 464	11	††
807	Medical and dental laboratories	††	300 302	34 881	14 156	9	††
8071	Medical laboratories	††	462 890	38 463	14 246	12	††
8072	Dental laboratories	††	217 173	31 667	14 076	7	††
8049, 808, 9	Other health services, n.e.c.	††	284 996	22 000	9 091	13	††
81	Legal services	††	464 467	71 211	23 514	7	††
823, 4, 9	Selected educational services	††	407 361	37 115	13 181	11	††
823	Libraries and information centers	**	292 273	34 202	13 415	9	**
824	Correspondence schools and vocational schools	**	774 611	40 089	14 888	19	**
829	Schools and educational services, n.e.c.	**	231 535	33 192	10 879	7	**
891	Engineering, architectural, and surveying services	††	1 149 400	67 286	28 130	17	††
891 pt.	Architectural services	**	632 394	65 412	24 106	10	**
891 pt.	Engineering services	**	1 736 841	69 415	29 780	25	**
891 pt.	Surveying services	**	174 642	35 621	15 368	5	**
893	Accounting, auditing, and bookkeeping services	††	435 269	47 866	19 307	9	††
83, 892, 9	Social and other services	††	244 424	25 863	9 916	9	††
83	Social services	**	278 028	20 926	8 065	13	**
835	Child day care services	**	114 643	15 501	6 957	7	**
832, 3, 6, 9	Other social services	**	431 735	22 931	8 474	19	**
892, 9	Other services	**	188 780	60 899	23 058	3	**

¹Based on number of employees for pay period including March 12.

Table 3b. Selected Ratios for Firms Exempt From Federal Income Tax for the State: 1982

[Includes only establishments with payroll. For meaning of abbreviations and symbols, see introductory text. For explanation of terms and comparability of 1977 and 1982 censuses, see appendix A]

SIC code	Kind of business or operation	Revenue		Expenses		Annual payroll per employee ¹ (dollars)	Employees per establishment ¹ (number)
		Per establishment (dollars)	Per employee ¹ (dollars)	Per establishment (dollars)	Per employee ¹ (dollars)		
	Total	707 842	27 080	650 511	24 887	10 998	26
7011 pt., 7032, 704	Hotels, camps, and membership lodging	147 528	22 725	144 927	22 324	7 301	6
7391, 2, 7	Research, testing, and consulting services	2 339 452	38 433	2 264 258	37 198	23 319	61
792, 7997, 7999 pt., 84	Selected amusement, recreation, and related services	830 971	18 653	833 687	18 714	7 935	45
805, 8, 9	Selected health services	2 192 404	23 461	2 117 012	22 654	12 030	93
805	Nursing and personal care facilities	3 591 038	22 458	3 622 369	22 654	12 380	160
808	Outpatient care facilities	1 117 754	38 048	1 018 927	34 684	14 648	29
809	Health and allied services, n.e.c.	2 352 098	17 253	2 130 053	15 624	9 691	136
81	Legal aid societies and similar legal services	825 300	35 727	729 775	31 592	20 597	23
823, 4, 9	Selected educational services	389 069	22 967	382 190	22 560	10 002	17
83	Social services	643 394	25 778	518 908	20 790	9 701	25
835	Child day care services	205 407	13 577	200 266	13 237	8 171	15
832, 3, 6, 9	Other social services	781 985	27 859	619 735	22 078	9 962	28
861, 2, 4, 9	Selected membership organizations	409 748	36 700	426 885	38 235	12 479	11
861	Business associations	534 611	64 859	727 031	88 204	20 874	8
864	Civic, social, and fraternal associations	278 225	23 053	259 354	21 489	8 821	12
862, 9	Other membership organizations	574 803	48 925	519 665	44 231	15 260	12
892	Noncommercial educational, scientific, and research organizations	2 249 295	52 779	1 929 411	45 273	16 299	43

¹Based on number of employees for pay period including March 12.

Table 4a. Summary Statistics for Firms Subject to Federal Income Tax for Standard Metropolitan Statistical Areas: 1982

[For meaning of abbreviations and symbols, see introductory text. For explanation of terms and comparability of 1977 and 1982 censuses, see appendix A. For definitions of SMSA's, see appendix D]

SIC code	Geographic area and kind of business or operation	All establishments				Establishments with payroll				
		Number	Receipts (\$1,000)	Unincorporated businesses or operations		Number	Receipts (\$1,000)	Annual payroll (\$1,000)	First quarter payroll (\$1,000)	Paid employees for pay period including March 12 (number)
				Individual proprietorships (number)	Partnerships (number)					
	NEW YORK-NEWARK-JERSEY CITY, N.Y.-N.J.-CONN., SCSA									
	Total	††	††	††	††	108 589	48 281 400	17 575 971	4 202 366	1 055 827
70	Hotels, motels, and other lodging places	††	††	††	††	1 192	1 836 706	526 564	121 881	45 530
7011	Hotels, motor hotels, and motels	††	††	††	††	918	1 779 813	511 902	118 794	44 115
7011 pt.	Hotels	††	††	††	††	376	1 450 858	425 788	100 029	34 416
7011 pt.	Hotels, 25 guestrooms or more	**	**	**	**	307	(D)	(D)	(D)	(D)
7011 pt.	Hotels, less than 25 guestrooms	**	**	**	**	69	(D)	(D)	(D)	(D)
7011 pt.	Motels, motor hotels, and tourist courts	††	††	††	††	542	328 955	86 114	18 765	9 699
7011 pt.	Motels, tourist courts	††	††	††	††	462	209 193	51 607	11 153	6 065
7011 pt.	Motor hotels	**	**	**	**	80	119 762	34 507	7 612	3 634
702, 3, 4	Other lodging places	††	††	††	††	274	56 893	14 662	3 087	1 415
703	Trailer parks and camps	††	††	††	††	80	23 198	5 415	834	385
7032	Sporting and recreational camps	††	††	††	††	66	21 404	5 075	767	360
7033	Trailer parks and camp sites for transients	††	††	††	††	14	1 794	340	67	25
702, 4	Rooming, boarding, and membership lodging	††	††	††	††	194	33 695	9 247	2 253	1 030
702	Rooming and boarding houses	††	††	††	††	180	27 640	7 341	1 775	874
704	Organization hotels and lodging houses, on membership basis	††	††	††	††	14	6 055	1 906	478	156

Table 4a. Summary Statistics for Firms Subject to Federal Income Tax for Standard Metropolitan Statistical Areas: 1982—Con.

[For meaning of abbreviations and symbols, see introductory text. For explanation of terms and comparability of 1977 and 1982 censuses, see appendix A. For definitions of SMSA's, see appendix D.]

SIC code	Geographic area and kind of business or operation	All establishments				Establishments with payroll				
		Number	Receipts (\$1,000)	Unincorporated businesses or operations		Number	Receipts (\$1,000)	Annual payroll (\$1,000)	First quarter payroll (\$1,000)	Paid employees for pay period including March 12 (number)
				Individual proprietorships (number)	Partnerships (number)					
	NEW YORK-NEWARK-JERSEY CITY, N.Y.-N.J.-CONN., SCSA—Con.									
72	Personal services	††	††	††	††	13 766	2 063 183	688 076	165 745	78 604
721	Laundry, cleaning, and garment services	††	††	††	††	4 356	834 471	279 601	66 166	28 103
7215 pt.	Coin-operated laundries and dry cleaning	††	††	††	††	798	(D)	(D)	(D)	(D)
7215 pt.	Coin-operated laundries and dry-cleaning stores	**	**	**	**	703	47 113	9 993	2 305	1 568
721 ex.	Coin-operated laundry machine routes	**	**	**	**	95	(D)	(D)	(D)	(D)
7215	Other laundry, cleaning, and garment services	††	††	††	††	3 558	(D)	(D)	(D)	(D)
7211	Power laundries, family and commercial*	**	**	**	**	177	63 937	28 731	6 975	3 001
7216	Dry-cleaning plants, except rug cleaning*	**	**	**	**	2 330	270 828	98 582	23 051	11 587
Other 721	Laundry and cleaning services, n.e.c.*	**	**	**	**	1 051	(D)	(D)	(D)	(D)
7212	Garment pressing and agents for laundries and dry cleaners	**	**	**	**	376	32 739	9 618	2 246	1 201
7213	Linen supply*	**	**	**	**	139	178 665	59 556	14 019	5 001
7217	Carpet and upholstery cleaning	**	**	**	**	228	50 265	17 050	3 818	1 421
7218	Industrial launderers*	**	**	**	**	74	96 356	33 381	8 430	2 461
7214, 9	Other laundry, garment services, including diaper*	**	**	**	**	234	(D)	(D)	(D)	(D)
7214	Diaper service*	**	**	**	**	7	(D)	(D)	(D)	(D)
7219	Laundry and garment services, n.e.c.	**	**	**	**	227	27 921	10 348	2 424	994
722	Photographic studios, portrait	††	††	††	††	372	(D)	(D)	(D)	(D)
723, 4	Beauty and barber shops	††	††	††	††	6 503	411 795	176 653	41 845	23 757
723	Beauty shops	††	††	††	††	5 449	368 953	158 067	37 366	21 232
724	Barber shops	††	††	††	††	1 054	42 842	18 586	4 479	2 525
725	Shoe repair, shoe shine, and hat-cleaning shops	††	††	††	††	280	(D)	(D)	(D)	(D)
726	Funeral service and crematories	††	††	††	††	1 000	309 222	70 357	17 838	4 484
729	Miscellaneous personal services	††	††	††	††	1 255	376 408	128 665	32 403	19 057
729 pt.	Reducing salons and health clubs, except resorts	**	**	**	**	254	95 317	28 178	5 966	3 847
729 pt.	Tax preparation services	**	**	**	**	238	61 158	21 391	7 578	6 220
729 pt.	Other personal services, n.e.c.	**	**	**	**	763	219 933	79 996	18 859	8 990
73	Business services	††	††	††	††	25 691	17 180 875	6 913 715	1 681 557	444 369
731	Advertising	††	††	††	††	2 005	2 727 452	1 179 539	304 053	41 828
7311	Advertising agencies	**	**	**	**	1 519	2 150 795	966 949	252 590	33 095
7312	Outdoor advertising services	**	**	**	**	75	68 157	15 337	3 538	726
7313	Radio, TV, publishers' advertising representatives	**	**	**	**	203	272 871	126 414	30 129	4 444
7319	Advertising, n.e.c.	**	**	**	**	208	235 629	70 839	17 796	3 563
734	Services to dwellings and other buildings	††	††	††	††	2 377	1 222 545	740 114	171 529	71 171
7341	Window cleaning	**	**	**	**	155	25 148	13 528	3 015	1 125
7342	Disinfecting and exterminating services	**	**	**	**	480	(D)	(D)	(D)	(D)
7349	Cleaning and maintenance services, n.e.c.	**	**	**	**	1 742	(D)	(D)	(D)	(D)
737	Computer and data processing services	††	††	††	††	2 520	2 812 198	943 897	227 027	41 567
7372	Computer programming and other software services	**	**	**	**	1 146	891 884	358 958	83 988	12 455
7374	Data processing services	**	**	**	**	691	1 258 257	428 138	106 741	23 107
7374 pt.	Data processing services, except facilities management	**	**	**	**	655	1 224 431	415 651	104 061	22 514
7374 pt.	Computer facilities management	**	**	**	**	36	33 826	12 487	2 680	593
7379	Computer related services, n.e.c.	**	**	**	**	683	662 057	156 801	36 298	6 005
7392	Management, consulting, and public relations services	††	††	††	††	5 812	2 939 448	1 183 030	286 985	54 567
7392 pt.	Management and administrative services	**	**	**	**	672	589 842	264 029	64 734	12 065
7392 pt.	Public relations services	**	**	**	**	770	336 594	136 504	32 762	5 828
7392 pt.	Management consulting services	**	**	**	**	2 425	1 076 653	479 123	113 196	20 639
7392 pt.	Economic and sociological research	**	**	**	**	877	623 047	184 563	46 742	10 316
7392 pt.	Consulting services, n.e.c.	**	**	**	**	1 068	313 312	118 811	29 551	5 719
7394	Equipment rental and leasing services	††	††	††	††	1 021	982 501	167 077	38 810	8 579
7394 pt.	Equipment rental	**	**	**	**	570	297 110	71 278	16 528	4 039
7394 pt.	Equipment leasing, except finance leasing	**	**	**	**	224	572 487	67 838	16 009	3 248
7394 pt.	Leasing and rental of heavy construction equipment without operators	**	**	**	**	130	66 983	16 459	3 746	742
7394 pt.	Rental of heavy construction equipment with operators	**	**	**	**	97	45 921	11 502	2 527	550
Other 73	Other business services	††	††	††	††	11 956	6 496 731	2 700 058	653 153	226 657
732	Credit reporting, collection agencies	**	**	**	**	431	322 127	115 054	28 055	6 011
732 pt.	Adjustment and collection agencies	**	**	**	**	360	118 503	49 269	10 810	3 238
732 pt.	Mercantile reporting agencies	**	**	**	**	31	(D)	(D)	(D)	(D)
732 pt.	Consumer credit reporting agencies	**	**	**	**	40	(D)	(D)	(D)	(D)
7331	Direct mail advertising services	**	**	**	**	405	450 344	153 800	38 464	10 676
7332	Blueprinting and photocopying services	**	**	**	**	245	(D)	(D)	(D)	(D)
7333	Commercial photography, art, and graphics	**	**	**	**	2 252	(D)	(D)	(D)	(D)
7333 pt.	Commercial photography	**	**	**	**	681	215 999	69 125	16 031	3 530
7333 pt.	Commercial art	**	**	**	**	552	166 279	52 537	12 355	2 292
7333 pt.	Graphic arts and related design and commercial photography, n.e.c.	**	**	**	**	1 019	(D)	(D)	(D)	(D)
7339	Stenographic services; and reproduction services, n.e.c.	**	**	**	**	347	117 019	40 642	9 851	2 970
736	Personnel supply services	**	**	**	**	2 131	1 233 887	761 693	187 255	84 537
7361	Employment agencies	**	**	**	**	1 475	396 916	211 211	53 383	16 861
7362	Help supply services	**	**	**	**	635	(D)	(D)	(D)	(D)
7362 pt.	Office help supply services	**	**	**	**	309	374 342	271 427	67 683	40 017
7362 pt.	Help supply, except office workers	**	**	**	**	326	(D)	(D)	(D)	(D)
7369	Facilities management services	**	**	**	**	21	(D)	(D)	(D)	(D)
7391	Research and development laboratories	**	**	**	**	173	89 178	39 045	9 369	1 814
7397	Testing laboratories and facilities	**	**	**	**	184	95 513	45 678	10 877	2 474

Table 4a. Summary Statistics for Firms Subject to Federal Income Tax for Standard Metropolitan Statistical Areas: 1982—Con.

(For meaning of abbreviations and symbols, see introductory text. For explanation of terms and comparability of 1977 and 1982 censuses, see appendix A. For definitions of SMSA's, see appendix D.)

SIC code	Geographic area and kind of business or operation	All establishments				Establishments with payroll				
		Number	Receipts (\$1,000)	Unincorporated businesses or operations		Number	Receipts (\$1,000)	Annual payroll (\$1,000)	First quarter payroll (\$1,000)	Paid employees for pay period including March 12 (number)
				Individual proprietorships (number)	Partnerships (number)					
	NEW YORK-NEWARK-JERSEY CITY, N.Y.-N.J.-CONN., SCSA—Con.									
73	Business services—Con.									
Other 73	Other business services—Con.									
7393	Detective agencies and protective services	**	**	**	**	923	694 351	391 139	92 175	42 047
7393 pt.	Detective agencies and guard services	**	**	**	**	683	(D)	(D)	(D)	(D)
7393 pt.	Armored car services	**	**	**	**	33	(D)	(D)	(D)	(D)
7393 pt.	Burglar and fire alarm systems	**	**	**	**	207	187 883	71 046	16 727	4 004
7395	Photofinishing laboratories*	**	**	**	**	444	334 673	100 994	24 013	7 653
7399 pt.	Sign painting shops	**	**	**	**	104	13 334	4 442	930	322
7399 pt.	Interior designing	**	**	**	**	567	191 606	56 349	14 107	2 608
7399 pt.	Telephone answering services	**	**	**	**	364	91 256	40 449	9 656	4 365
735, 7396, 7399 pt.	Other business services, n.e.c.	**	**	**	**	3 386	(D)	(D)	(D)	(D)
735	News syndicates	**	**	**	**	76	(D)	(D)	(D)	(D)
7396	Trading stamp services (sales offices)	**	**	**	**	1	(D)	(D)	(D)	(D)
7399 pt.	Water softening services	**	**	**	**	65	24 062	7 819	2 003	484
7399 pt.	Packaging and labeling services	**	**	**	**	238	165 728	55 787	14 276	6 558
7399 pt.	Miscellaneous business services, n.e.c.	**	**	**	**	3 006	(D)	(D)	(D)	(D)
75	Automotive repair, services, and garages	††	††	††	††	8 504	2 415 715	536 371	125 200	40 114
751	Automotive rental and leasing, without drivers	††	††	††	††	765	910 594	125 454	30 403	7 339
7512 pt.	Passenger car rental, without drivers	††	††	††	††	302	318 241	48 772	11 181	3 170
7512 pt.	Passenger car leasing, except finance leasing	††	††	††	††	152	275 995	20 862	5 048	1 171
7513 pt.	Truck rental, without drivers	††	††	††	††	123	79 560	14 817	3 580	954
7513 pt.	Truck leasing, except finance leasing	††	††	††	††	172	227 053	39 512	10 244	1 928
7519	Utility trailer and recreational vehicle rental	††	††	††	††	16	9 745	1 491	350	116
752	Automobile parking	††	††	††	††	1 005	309 612	75 181	17 524	6 099
7523	Parking lots	††	††	††	††	441	119 094	24 032	5 505	2 361
7525	Parking structures	††	††	††	††	564	190 518	51 149	12 019	3 738
753	Automotive repair shops	††	††	††	††	6 057	1 114 172	312 158	71 569	23 789
7538	General automotive repair shops	††	††	††	††	2 654	410 155	109 736	25 485	8 533
7538 pt.	General automotive repair shops, except diesel	††	††	††	††	2 523	363 806	96 447	22 282	7 720
7538 pt.	Diesel repair shops	††	††	††	††	131	46 349	13 289	3 203	813
7531	Top and body repair shops	††	††	††	††	1 943	366 598	107 396	24 573	8 272
7534, 5, 9	Other automotive repair shops	††	††	††	††	1 460	337 419	95 026	21 511	6 984
7534	Tire retreading and repair shops	††	††	††	††	74	32 157	7 303	1 728	483
7535	Paint shops	††	††	††	††	117	35 145	11 962	2 361	820
7539 pt.	Auto electrical and fuel system services	††	††	††	††	126	(D)	(D)	(D)	(D)
7539 pt.	Radiator repair	††	††	††	††	130	22 092	5 841	1 479	531
7539 pt.	Glass replacement and repair	††	††	††	††	163	43 679	9 969	2 237	737
7539 pt.	Brake, front end, and wheel alignment	††	††	††	††	216	56 533	16 709	3 780	1 131
7539 pt.	Exhaust system services (muffler shops)	††	††	††	††	163	43 120	10 176	2 190	687
7539 pt.	Transmission repair shops	††	††	††	††	408	76 237	23 886	5 563	1 842
7539 pt.	Other automotive repair shops, n.e.c.	††	††	††	††	63	(D)	(D)	(D)	(D)
754	Automotive services, except repair	††	††	††	††	677	81 337	23 578	5 704	2 887
7542	Car washes	††	††	††	††	424	(D)	(D)	(D)	(D)
7549	Other automotive services	††	††	††	††	253	(D)	(D)	(D)	(D)
76	Miscellaneous repair services	††	††	††	††	4 153	1 176 236	406 913	95 374	24 541
762	Electrical and electronic repair shops	††	††	††	††	1 359	384 881	136 010	31 472	8 149
7622	Radio and TV repair shops	††	††	††	††	585	128 172	42 787	10 422	3 148
7623, 9	Other electrical and electronic repair shops	††	††	††	††	774	256 709	93 223	21 050	5 001
7623	Refrigeration and air-conditioning repair shops	††	††	††	††	328	102 712	35 516	7 762	1 895
7629	Electrical and electronic repair shops, n.e.c.	††	††	††	††	446	153 997	57 707	13 288	3 106
764	Reupholstery and furniture repair	††	††	††	††	475	64 074	23 304	5 485	1 954
763, 9	Other repair shops and related services	††	††	††	††	2 319	727 281	247 599	58 417	14 438
763	Watch, clock, and jewelry repair	††	††	††	††	154	26 727	9 538	2 358	718
769	Miscellaneous repair and related services	††	††	††	††	2 165	700 554	238 061	56 059	13 720
7692	Welding repair	††	††	††	††	197	(D)	(D)	(D)	(D)
7694	Armature rewinding shops	††	††	††	††	136	71 222	22 562	5 436	1 174
7699	Repair shops and related services, n.e.c.	††	††	††	††	1 832	(D)	(D)	(D)	(D)
7699 pt.	Farm machinery and equipment repair shops	††	††	††	††	18	3 307	1 158	196	49
7699 pt.	Lawnmower, saw, knife, tool sharpening and repair	††	††	††	††	101	19 412	5 450	1 232	355
7699 pt.	Sewer and septic tank cleaning services	††	††	††	††	146	(D)	(D)	(D)	(D)
7699 pt.	Other repair and related services, n.e.c.	††	††	††	††	1 567	514 176	174 456	41 195	10 012
78, 79	Amusement and recreation services, including motion pictures...	††	††	††	††	6 744	4 867 400	1 140 399	268 085	70 730
781, 2	Motion picture production, distribution, and services	††	††	††	††	1 603	(D)	(D)	(D)	(D)
7813	Motion picture production, except for TV	††	††	††	††	383	171 138	44 325	10 945	2 142
7814	Motion picture, tape production for TV	††	††	††	††	447	407 329	104 625	25 559	4 530
7819	Services allied to motion picture production	††	††	††	††	494	355 903	116 851	27 671	4 305
7823	Motion picture film exchanges	††	††	††	††	148	310 272	36 522	8 327	1 735
7824	Film or tape distribution for TV	††	††	††	††	72	(D)	(D)	(D)	(D)
7829	Services allied to motion picture distribution	††	††	††	††	59	19 219	7 214	1 633	449
783	Motion picture theaters	††	††	††	††	593	390 409	70 117	16 761	9 194
7832	Motion picture theaters, except drive-in	††	††	††	††	564	380 904	68 148	16 522	9 074
7833	Drive-in motion picture theaters	††	††	††	††	29	9 505	1 969	239	120

Table 4a. Summary Statistics for Firms Subject to Federal Income Tax for Standard Metropolitan Statistical Areas: 1982—Con.

[For meaning of abbreviations and symbols, see introductory text. For explanation of terms and comparability of 1977 and 1982 censuses, see appendix A. For definitions of SMSA's, see appendix D.]

SIC code	Geographic area and kind of business or operation	All establishments				Establishments with payroll				
		Number	Receipts (\$1,000)	Unincorporated businesses or operations		Number	Receipts (\$1,000)	Annual payroll (\$1,000)	First quarter payroll (\$1,000)	Paid employees for pay period including March 12 (number)
				Individual proprietorships (number)	Partnerships (number)					
NEW YORK-NEWARK-JERSEY CITY, N.Y.-N.J.-CONN., SCSA—Con.										
78, 79	Amusement and recreation services, including motion pictures—Con.									
792	Producers, orchestras, and entertainers	††	††	††	††	1 607	(D)	(D)	(D)	(D)
7922	Theatrical producers (except motion picture) and miscellaneous theatrical services	**	**	**	**	944	927 175	250 067	65 023	10 973
7922 pt.	Producers of live theatrical productions	**	**	**	**	293	379 086	108 224	28 179	4 624
7922 pt.	Producers of radio and TV shows, except tape	**	**	**	**	111	86 569	27 638	8 158	903
7922 pt.	Artists' and entertainers' managers or agents, concert bureaus, booking agents	**	**	**	**	301	182 473	62 592	15 661	2 440
7922 pt.	Other theatrical services	**	**	**	**	239	279 047	51 613	13 025	3 006
7929	Bands, orchestras, actors, and other entertainers and entertainment groups	**	**	**	**	663	(D)	(D)	(D)	(D)
7929 pt.	Dance groups and artists	**	**	**	**	24	(D)	(D)	(D)	(D)
7929 pt.	Symphony orchestras, opera companies, and chamber music organizations	**	**	**	**	19	5 406	2 142	447	86
7929 pt.	Other music and entertainment presentations	**	**	**	**	620	(D)	(D)	(D)	(D)
793	Bowling alleys and billiards and pool establishments	††	††	††	††	374	133 834	39 358	10 124	5 736
7932	Billiard and pool establishments	††	††	††	††	39	1 077	843	222	116
7933	Bowling alleys	††	††	††	††	335	131 077	38 515	9 902	5 620
79 ex. 792, 3	Commercial sports and other amusement and recreation services ..	††	††	††	††	2 567	1 098 754	314 293	64 810	22 181
794	Commercial sports	††	††	††	††	252	526 534	152 895	33 154	5 514
7941	Professional sports clubs, managers, promoters	**	**	**	**	46	(D)	(D)	(D)	(D)
7941 pt.	Baseball clubs	**	**	**	**	2	(D)	(D)	(D)	(D)
7941 pt.	Football clubs	**	**	**	**	3	9 150	15 045	5 043	169
7941 pt.	Other professional sports clubs	**	**	**	**	8	(D)	(D)	(D)	(D)
7941 pt.	Managers and promoters	**	**	**	**	33	67 008	17 939	4 402	581
7948	Racing, including track operation	††	††	††	††	206	(D)	(D)	(D)	(D)
7948 pt.	Auto race track operation	**	**	**	**	9	5 282	959	141	66
7948 pt.	Horse race track operation	**	**	**	**	6	(D)	(D)	(D)	(D)
7948 pt.	Dog race track operation	**	**	**	**	-	-	-	-	-
7948 pt.	Racing stables and racing, n.e.c.	**	**	**	**	191	42 035	12 762	2 854	1 201
79 ex. 792, 3, 4	Other amusement and recreation services	††	††	††	††	2 315	572 220	161 398	31 656	16 667
791	Dance halls, studios, and schools	**	**	**	**	387	(D)	(D)	(D)	(D)
791 pt.	Public dance halls or ballrooms	**	**	**	**	17	(D)	(D)	(D)	(D)
791 pt.	Dance schools, including children's and professionals'	**	**	**	**	370	(D)	(D)	(D)	(D)
7992	Public golf courses	**	**	**	**	47	11 506	3 515	480	228
7993	Coin-operated amusement device operators	**	**	**	**	258	77 270	16 042	3 353	1 257
7996	Amusement parks	**	**	**	**	31	16 343	5 485	650	267
7997	Membership sports and recreation clubs	**	**	**	**	568	(D)	(D)	(D)	(D)
7999	Amusement and recreation services, n.e.c.	**	**	**	**	1 024	230 976	63 370	12 779	6 645
7999 pt.	Concession operators of amusement devices, rides	**	**	**	**	56	6 642	2 107	322	167
7999 pt.	Carnivals, circuses, and fairs	**	**	**	**	13	13 950	3 609	754	200
7999 pt.	Carnivals and circuses	**	**	**	**	11	(D)	(D)	(D)	(D)
7999 pt.	Fairs	**	**	**	**	2	(D)	(D)	(D)	(D)
7999 pt.	Other commercial recreation and amusements	**	**	**	**	955	210 384	57 654	11 693	6 278
7999 pt.	Commercial museums, art galleries, and botanical and zoological gardens	**	**	**	**	4	503	90	23	16
7999 pt.	Roller skating rinks	**	**	**	**	56	21 957	6 047	1 760	1 348
7999 pt.	Ice skating rinks	**	**	**	**	17	5 967	1 754	484	262
7999 pt.	Other amusement and recreation services, n.e.c.	**	**	**	**	878	181 957	49 763	9 426	4 652
80, ex. 806	Health services, except hospitals	††	††	††	††	27 697	6 857 960	2 892 413	692 369	157 649
801	Offices of physicians	††	††	††	††	14 781	3 447 254	1 542 650	377 553	52 731
802	Offices of dentists	††	††	††	††	8 161	1 297 547	428 584	100 200	29 804
803	Offices of osteopathic physicians	††	††	††	††	198	(D)	(D)	(D)	(D)
8041	Offices of chiropractors	††	††	††	††	672	(D)	(D)	(D)	(D)
8042	Offices of optometrists	††	††	††	††	653	91 071	23 983	5 413	2 004
805	Nursing and personal care facilities	††	††	††	††	342	(D)	(D)	(D)	(D)
8051	Skilled nursing care facilities	**	**	**	**	266	887 792	446 237	104 952	34 957
8059	Nursing and personal care facilities, n.e.c.	**	**	**	**	76	(D)	(D)	(D)	(D)
8049, 807, 8, 9	Other health services	††	††	††	††	2 890	914 895	365 027	84 417	31 043
807	Medical and dental laboratories	††	††	††	††	1 052	411 497	160 641	38 658	10 210
8071	Medical laboratories	††	††	††	††	375	(D)	(D)	(D)	(D)
8072	Dental laboratories	††	††	††	††	673	(D)	(D)	(D)	(D)
8049, 808, 9	Other health services, n.e.c.	††	††	††	††	1 838	503 398	204 386	45 759	20 833
8049	Offices of health practitioners, n.e.c.	**	**	**	**	1 242	151 095	55 840	12 814	3 600
808	Outpatient care facilities	**	**	**	**	262	(D)	(D)	(D)	(D)
809	Health and allied services, n.e.c.	**	**	**	**	334	(D)	(D)	(D)	(D)
81	Legal services	††	††	††	††	10 763	5 241 782	1 786 373	415 215	72 722
823, 4, 9	Selected educational services	††	††	††	††	872	370 261	130 387	30 162	9 590
823	Libraries and information centers	**	**	**	**	10	(D)	(D)	(D)	(D)
824	Correspondence schools and vocational schools	**	**	**	**	296	(D)	(D)	(D)	(D)
8241	Correspondence schools	**	**	**	**	17	9 566	2 672	631	156
8243	Data processing schools	**	**	**	**	16	27 513	11 374	2 838	628
8244	Business and secretarial schools	**	**	**	**	92	86 589	32 431	7 346	2 336
8249	Vocational schools, except vocational high schools, n.e.c.	**	**	**	**	171	(D)	(D)	(D)	(D)
829	Schools and educational services, n.e.c.	**	**	**	**	566	154 025	51 283	11 862	4 290

Table 4a. Summary Statistics for Firms Subject to Federal Income Tax for Standard Metropolitan Statistical Areas: 1982—Con.

[For meaning of abbreviations and symbols, see introductory text. For explanation of terms and comparability of 1977 and 1982 censuses, see appendix A. For definitions of SMSA's, see appendix D.]

SIC code	Geographic area and kind of business or operation	All establishments				Establishments with payroll				
		Number	Receipts (\$1,000)	Unincorporated businesses or operations		Number	Receipts (\$1,000)	Annual payroll (\$1,000)	First quarter payroll (\$1,000)	Paid employees for pay period including March 12 (number)
				Individual proprietorships (number)	Partnerships (number)					
NEW YORK-NEWARK-JERSEY CITY, N.Y.-N.J.-CONN., SCSA—Con.										
891	Engineering, architectural, and surveying services	††	††	††	††	2 944	3 803 853	1 582 842	375 448	54 794
891 pt.	Architectural services	918	540 174	194 392	44 605	7 964
891 pt.	Engineering services	1 739	3 200 223	1 359 983	324 345	45 180
891 pt.	Surveying services	287	63 456	28 467	6 498	1 650
893	Accounting, auditing, and bookkeeping services	††	††	††	††	4 219	1 948 738	769 746	184 501	38 378
83, 892, 9	Social and other services	††	††	††	††	2 044	518 691	202 172	46 829	18 806
83	Social services	1 218	342 291	131 675	29 394	15 878
835	Child day care services	675	90 458	40 235	9 141	5 856
832, 3, 6, 9	Other social services	543	251 833	91 440	20 253	10 022
832	Individual and family social services	169	(D)	(D)	(D)	(D)
833	Job training and vocational rehabilitation services	52	39 939	13 764	3 348	1 161
836	Residential care	216	123 156	42 334	9 548	4 759
839	Social services, n.e.c.	106	(D)	(D)	(D)	(D)
892, 9	Other services	826	176 400	70 497	17 435	2 928
892	Noncommercial educational, scientific, and research organizations	30	(D)	(D)	(D)	(D)
899	Services, n.e.c.	796	(D)	(D)	(D)	(D)
ALBANY-SCHENECTADY-TROY SMSA										
	Total	††	††	††	††	3 766	1 329 323	469 122	111 350	31 337
70	Hotels, motels, and other lodging places	††	††	††	††	117	74 972	20 289	4 199	2 534
7011	Hotels, motor hotels, and motels	††	††	††	††	98	71 084	19 134	4 070	2 465
7011 pt.	Hotels	††	††	††	††	18	33 728	10 020	2 031	1 132
7011 pt.	Hotels, 25 guestrooms or more	16	(D)	(D)	(D)	(D)
7011 pt.	Hotels, less than 25 guestrooms	2	(D)	(D)	(D)	(D)
7011 pt.	Motels, motor hotels, and tourist courts	††	††	††	††	80	37 356	9 114	2 039	1 333
7011 pt.	Motels, tourist courts	73	21 463	4 496	937	653
7011 pt.	Motor hotels	7	15 893	4 618	1 102	680
702, 3, 4	Other lodging places	††	††	††	††	19	3 888	1 155	129	69
703	Travelling parks and camps	††	††	††	††	9	2 352	585	35	11
702, 4	Rooming, boarding, and membership lodging	††	††	††	††	10	1 536	570	94	58
72	Personal services	††	††	††	††	510	73 868	23 382	5 491	2 899
721	Laundry, cleaning, and garment services	††	††	††	††	139	36 071	11 132	2 566	1 233
7215	Coin-operated laundries and dry cleaning	††	††	††	††	39	3 606	827	178	145
721 ex. 7215	Other laundry, cleaning, and garment services	††	††	††	††	100	32 465	10 305	2 388	1 088
7211	Power laundries, family and commercial*	7	2 340	1 109	253	154
7216	Dry-cleaning plants, except rug cleaning*	59	8 107	2 923	686	408
Other 721	Laundry and cleaning services, n.e.c.*	34	22 018	6 273	1 449	526
7212	Garment pressing and agents for laundries and dry cleaners	4	(D)	(D)	(D)	(D)
7213	Linen supply*	9	8 186	2 042	471	208
7217	Carpet and upholstery cleaning	12	1 690	704	142	73
7218	Industrial launderers*	4	11 063	3 146	749	208
7214, 9	Other laundry, garment services, including diaper*	5	(D)	(D)	(D)	(D)
722	Photographic studios, portrait	††	††	††	††	24	4 856	994	264	139
723, 4	Beauty and barber shops	††	††	††	††	207	12 126	5 484	1 246	738
723	Beauty shops	††	††	††	††	180	11 175	5 056	1 149	684
724	Barber shops	††	††	††	††	27	951	428	97	54
725	Shoe repair, shoe shine, and hat-cleaning shops	††	††	††	††	10	(D)	(D)	(D)	(D)
726	Funeral service and crematories	††	††	††	††	69	13 337	2 968	655	230
729	Miscellaneous personal services	††	††	††	††	61	(D)	(D)	(D)	(D)
73	Business services	††	††	††	††	550	559 624	199 687	48 527	10 345
731	Advertising	††	††	††	††	33	(D)	(D)	(D)	(D)
7311	Advertising agencies	28	6 241	2 698	655	162
7312	Outdoor advertising services	3	(D)	(D)	(D)	(D)
7313	Radio, TV, publishers' advertising representatives	1	(D)	(D)	(D)	(D)
7319	Advertising, n.e.c.	1	(D)	(D)	(D)	(D)
734	Services to dwellings and other buildings	††	††	††	††	90	14 998	7 552	1 743	1 200
7341	Window cleaning	5	(D)	(D)	(D)	(D)
7342	Disinfecting and exterminating services	7	2 268	999	262	97
7349	Cleaning and maintenance services, n.e.c.	78	(D)	(D)	(D)	(D)
737	Computer and data processing services	††	††	††	††	60	73 638	23 318	5 559	1 238
7372	Computer programming and other software services	21	(D)	(D)	(D)	(D)
7374	Data processing services	30	56 063	15 853	3 846	939
7379	Computer related services, n.e.c.	9	(D)	(D)	(D)	(D)
7392	Management, consulting, and public relations services	††	††	††	††	93	19 777	8 216	1 780	600
7394	Equipment rental and leasing services	††	††	††	††	39	29 400	6 700	1 574	395

Table 4a. Summary Statistics for Firms Subject to Federal Income Tax for Standard Metropolitan Statistical Areas: 1982—Con.

[For meaning of abbreviations and symbols, see introductory text. For explanation of terms and comparability of 1977 and 1982 censuses, see appendix A. For definitions of SMSA's, see appendix D]

SIC code	Geographic area and kind of business or operation	All establishments				Establishments with payroll				
		Number	Receipts (\$1,000)	Unincorporated businesses or operations		Number	Receipts (\$1,000)	Annual payroll (\$1,000)	First quarter payroll (\$1,000)	Paid employees for pay period including March 12 (number)
				Individual proprietorships (number)	Partnerships (number)					
ALBANY-SCHENECTADY-TROY SMSA—Con.										
73	Business services—Con.									
Other 73	Other business services	††	††	††	††	235	(D)	(D)	(D)	(D)
732	Credit reporting, collection agencies	††	††	††	††	13	4 656	1 754	415	153
7331	Direct mail advertising services	**	**	**	**	6	3 559	955	235	80
7332	Blueprinting and photocopying services	**	**	**	**	2	(D)	(D)	(D)	(D)
7333	Commercial photography, art, and graphics	**	**	**	**	24	5 593	2 033	493	122
7339	Stenographic services; and reproduction services, n.e.c.	**	**	**	**	10	1 879	784	84	34
736	Personnel supply services	**	**	**	**	47	(D)	(D)	(D)	(D)
7361	Employment agencies	**	**	**	**	25	(D)	(D)	(D)	(D)
7362	Help supply services	**	**	**	**	21	(D)	(D)	(D)	(D)
7369	Facilities management services	**	**	**	**	1	(D)	(D)	(D)	(D)
7391	Research and development laboratories	**	**	**	**	7	(D)	(D)	(D)	(D)
7397	Testing laboratories and facilities	**	**	**	**	10	3 271	1 622	435	114
7393	Detective agencies and protective services	**	**	**	**	22	11 046	5 805	1 331	617
7395	Photofinishing laboratories*	**	**	**	**	12	4 680	1 634	436	206
7399 pt.	Sign painting shops	**	**	**	**	-	-	-	-	-
7399 pt.	Interior designing	**	**	**	**	7	2 246	474	114	35
7399 pt.	Telephone answering services	**	**	**	**	11	2 293	1 018	267	123
735, 7396, 7399 pt.	Other business services, n.e.c.	**	**	**	**	64	(D)	(D)	(D)	(D)
75	Automotive repair, services, and garages.....	††	††	††	††	339	83 417	18 045	4 072	1 596
751	Automotive rental and leasing, without drivers	††	††	††	††	27	28 770	4 197	969	316
752	Automobile parking	††	††	††	††	19	2 723	556	129	82
7523	Parking lots	**	**	**	**	13	1 677	207	49	29
7525	Parking structures	**	**	**	**	6	1 046	349	80	53
753	Automotive repair shops.....	††	††	††	††	249	46 226	11 843	2 647	995
7538	General automotive repair shops	††	††	††	††	124	20 236	4 906	1 105	433
7538 pt.	General automotive repair shops, except diesel	**	**	**	**	115	18 592	4 459	1 017	396
7538 pt.	Diesel repair shops	**	**	**	**	9	1 644	447	88	37
7531	Top and body repair shops	††	††	††	††	64	(D)	(D)	(D)	(D)
7534, 5, 9	Other automotive repair shops	††	††	††	††	61	(D)	(D)	(D)	(D)
7534	Tire retreading and repair shops	**	**	**	**	2	(D)	(D)	(D)	(D)
7535	Paint shops	**	**	**	**	3	359	81	16	9
7539 pt.	Auto electrical and fuel system services	**	**	**	**	2	(D)	(D)	(D)	(D)
7539 pt.	Radiator repair	**	**	**	**	6	962	209	45	18
7539 pt.	Glass replacement and repair	**	**	**	**	3	1 414	401	96	26
7539 pt.	Brake, front end, and wheel alignment	**	**	**	**	7	3 276	870	213	64
7539 pt.	Exhaust system services (muffler shops)	**	**	**	**	15	3 595	870	185	66
7539 pt.	Transmission repair shops	**	**	**	**	23	2 881	908	191	70
7539 pt.	Other automotive repair shops, n.e.c.	**	**	**	**	-	(D)	(D)	(D)	(D)
754	Automotive services, except repair	††	††	††	††	44	5 698	1 449	327	203
7542	Car washes	**	**	**	**	37	4 814	1 211	266	182
7549	Other automotive services	**	**	**	**	7	884	238	61	21
76	Miscellaneous repair services	††	††	††	††	130	36 122	12 217	2 952	824
762	Electrical and electronic repair shops	††	††	††	††	38	12 423	4 148	958	241
7622	Radio and TV repair shops	††	††	††	††	8	2 611	852	196	51
7623, 9	Other electrical and electronic repair shops	††	††	††	††	30	9 812	3 296	762	190
7623	Refrigeration and air-conditioning repair shops	**	**	**	**	7	3 837	1 010	231	41
7629	Electrical and electronic repair shops, n.e.c.	**	**	**	**	23	5 975	2 286	531	149
764	Reupholstery and furniture repair	††	††	††	††	11	(D)	(D)	(D)	(D)
763, 9	Other repair shops and related services.....	††	††	††	††	81	(D)	(D)	(D)	(D)
763	Watch, clock, and jewelry repair	**	**	**	**	-	-	-	-	-
769	Miscellaneous repair and related services	**	**	**	**	81	(D)	(D)	(D)	(D)
7692	Welding repair	**	**	**	**	11	1 539	606	123	64
7694	Armature rewinding shops	**	**	**	**	7	(D)	(D)	(D)	(D)
7699	Repair shops and related services, n.e.c.	**	**	**	**	63	10 644	3 802	959	310
78, 79	Amusement and recreation services, including motion pictures...	††	††	††	††	197	55 007	12 174	2 791	1 690
781, 2	Motion picture production, distribution, and services	††	††	††	††	4	(D)	(D)	(D)	(D)
783	Motion picture theaters.....	††	††	††	††	28	9 982	1 237	249	221
7832	Motion picture theaters, except drive-in	**	**	**	**	17	8 556	994	221	194
7833	Drive-in motion picture theaters	**	**	**	**	11	1 426	243	28	27
792	Producers, orchestras, and entertainers	††	††	††	††	4	63	28	8	6
7922	Theatrical producers (except motion picture) and miscellaneous theatrical services	**	**	**	**	2	(D)	(D)	(D)	(D)
7929	Bands, orchestras, actors, and other entertainers and entertainment groups	**	**	**	**	2	(D)	(D)	(D)	(D)
793	Bowling alleys and billiards and pool establishments	††	††	††	††	38	(D)	(D)	(D)	(D)
7932	Billiard and pool establishments	††	††	††	††	-	-	-	-	-
7933	Bowling alleys.....	††	††	††	††	38	(D)	(D)	(D)	(D)

Table 4a. Summary Statistics for Firms Subject to Federal Income Tax for Standard Metropolitan Statistical Areas: 1982—Con.

[For meaning of abbreviations and symbols, see introductory text. For explanation of terms and comparability of 1977 and 1982 censuses, see appendix A. For definitions of SMSA's, see appendix D]

SIC code	Geographic area and kind of business or operation	All establishments				Establishments with payroll				
		Number	Receipts (\$1,000)	Unincorporated businesses or operations		Number	Receipts (\$1,000)	Annual payroll (\$1,000)	First quarter payroll (\$1,000)	Paid employees for pay period including March 12 (number)
				Individual proprietorships (number)	Partnerships (number)					
ALBANY-SCHENECTADY-TROY SMSA—Con.										
78, 79	Amusement and recreation services, including motion pictures—Con.									
79 ex. 792, 3	Commercial sports and other amusement and recreation services	††	††	††	††	123	33 498	7 739	1 515	842
794	Commercial sports	††	††	††	††	18	17 527	3 552	776	346
7941	Professional sports clubs, managers, promoters	††	††	††	††	-	-	-	-	-
7948	Racing, including track operation	††	††	††	††	18	17 527	3 552	776	346
79 ex. 792, 3, 4	Other amusement and recreation services	††	††	††	††	105	15 971	4 187	739	496
791	Dance halls, studios, and schools	**	**	**	**	11	487	146	38	57
7992	Public golf courses	**	**	**	**	7	1 022	262	24	26
7993	Coin-operated amusement device operators	**	**	**	**	15	3 095	567	119	53
7996	Amusement parks	**	**	**	**	4	469	163	15	10
7997	Membership sports and recreation clubs	**	**	**	**	24	4 458	1 144	165	113
7999	Amusement and recreation services, n.e.c.	**	**	**	**	44	6 440	1 905	378	237
7999 pt.	Concession operators of amusement devices, rides	**	**	**	**	3	347	103	13	15
7999 pt.	Carnivals, circuses, and fairs	**	**	**	**	-	-	-	-	-
7999 pt.	Other commercial recreation and amusements	**	**	**	**	41	6 093	1 802	365	222
80, ex. 806	Health services, except hospitals	††	††	††	††	1 120	251 748	109 652	25 749	6 987
801	Offices of physicians	††	††	††	††	605	135 562	62 917	14 974	2 394
802	Offices of dentists	††	††	††	††	353	54 924	17 337	4 035	1 454
803	Offices of osteopathic physicians	††	††	††	††	5	353	193	50	11
8041	Offices of chiropractors	††	††	††	††	17	1 385	386	64	44
8042	Offices of optometrists	††	††	††	††	41	4 107	755	175	93
805	Nursing and personal care facilities	††	††	††	††	15	33 616	17 369	3 952	1 834
8049, 807, 8, 9	Other health services	††	††	††	††	84	21 801	10 695	2 499	1 157
807	Medical and dental laboratories	††	††	††	††	28	9 625	4 379	995	333
8071	Medical laboratories	††	††	††	††	11	5 244	2 422	593	177
8072	Dental laboratories	††	††	††	††	17	4 381	1 957	402	156
8049, 808, 9	Other health services, n.e.c.	††	††	††	††	56	12 176	6 316	1 504	824
81	Legal services	††	††	††	††	456	100 915	32 432	7 375	2 008
823, 4, 9	Selected educational services	††	††	††	††	21	4 268	1 167	282	117
823	Libraries and information centers	**	**	**	**	-	(D)	(D)	(D)	(D)
824	Correspondence schools and vocational schools	**	**	**	**	7	2 791	708	174	59
829	Schools and educational services, n.e.c.	**	**	**	**	14	(D)	(D)	(D)	(D)
891	Engineering, architectural, and surveying services	††	††	††	††	117	47 342	20 728	4 876	980
891 pt.	Architectural services	**	**	**	**	31	9 446	3 870	790	211
891 pt.	Engineering services	**	**	**	**	65	35 589	15 761	3 893	704
891 pt.	Surveying services	**	**	**	**	21	2 307	1 097	193	65
893	Accounting, auditing, and bookkeeping services	††	††	††	††	122	30 655	14 610	3 993	786
83, 892, 9	Social and other services	††	††	††	††	87	11 385	4 739	1 043	571
83	Social services	**	**	**	**	69	9 412	4 044	885	531
835	Child day care services	**	**	**	**	43	1 481	629	137	128
832, 3, 6, 9	Other social services	**	**	**	**	26	7 931	3 415	748	403
892, 9	Other services	**	**	**	**	18	1 973	695	158	40
BINGHAMTON, N.Y.-PA., SMSA										
	Total	††	††	††	††	1 216	303 429	115 131	27 269	10 048
70	Hotels, motels, and other lodging places	††	††	††	††	37	20 513	5 242	1 165	745
7011	Hotels, motor hotels, and motels	††	††	††	††	29	19 895	5 113	1 140	718
7011 pt.	Hotels	††	††	††	††	8	13 439	3 369	800	475
7011 pt.	Motels, motor hotels, and tourist courts	††	††	††	††	21	6 456	1 744	340	243
702, 3, 4	Other lodging places	††	††	††	††	8	618	129	25	27
72	Personal services	††	††	††	††	162	19 742	6 728	1 667	905
721	Laundry, cleaning, and garment services	††	††	††	††	37	7 137	2 706	682	315
7215	Coin-operated laundries and dry cleaning	††	††	††	††	12	771	174	27	18
721 ex. 7215	Other laundry, cleaning, and garment services	††	††	††	††	25	6 366	2 532	655	297
7211	Power laundries, family and commercial*	**	**	**	**	1	(D)	(D)	(D)	(D)
7216	Dry-cleaning plants, except rug cleaning*	**	**	**	**	12	1 522	691	156	91
Other 721	Laundry and cleaning services, n.e.c.*	**	**	**	**	12	(D)	(D)	(D)	(D)
722	Photographic studios, portrait	††	††	††	††	8	911	211	56	58
723, 4	Beauty and barber shops	††	††	††	††	64	4 787	2 049	488	258
723	Beauty shops	††	††	††	††	61	4 580	1 960	471	246
724	Barber shops	††	††	††	††	3	207	89	17	12
725	Shoe repair, shoe shine, and hat-cleaning shops	**	**	**	**	2	(D)	(D)	(D)	(D)
726	Funeral service and crematories	††	††	††	††	32	5 134	1 134	268	89
729	Miscellaneous personal services	††	††	††	††	19	(D)	(D)	(D)	(D)

Table 4a. Summary Statistics for Firms Subject to Federal Income Tax for Standard Metropolitan Statistical Areas: 1982—Con.

[For meaning of abbreviations and symbols, see introductory text. For explanation of terms and comparability of 1977 and 1982 censuses, see appendix A. For definitions of SMSA's, see appendix D]

SIC code	Geographic area and kind of business or operation	All establishments				Establishments with payroll				
		Number	Receipts (\$1,000)	Unincorporated businesses or operations		Number	Receipts (\$1,000)	Annual payroll (\$1,000)	First quarter payroll (\$1,000)	Paid employees for pay period including March 12 (number)
				Individual proprietorships (number)	Partnerships (number)					
BINGHAMTON, N.Y.-PA., SMSA—Con.										
73	Business services -----	††	††	††	††	158	64 466	28 718	6 560	2 691
731	Advertising -----	††	††	††	††	10	4 481	1 204	286	82
734	Services to dwellings and other buildings -----	††	††	††	††	21	12 333	7 222	1 389	775
737	Computer and data processing services -----	††	††	††	††	18	7 114	2 542	571	169
7392	Management, consulting, and public relations services -----	††	††	††	††	16	2 395	672	157	78
7394	Equipment rental and leasing services -----	††	††	††	††	16	11 440	3 385	687	172
Other 73	Other business services -----	††	††	††	††	77	26 703	13 693	3 470	1 415
75	Automotive repair, services, and garages -----	††	††	††	††	104	25 431	5 146	1 169	449
751	Automotive rental and leasing, without drivers -----	††	††	††	††	12	9 338	1 288	273	105
752	Automobile parking -----	††	††	††	††	4	(D)	(D)	(D)	(D)
753	Automotive repair shops -----	††	††	††	††	82	15 502	3 734	868	321
7538	General automotive repair shops -----	††	††	††	††	38	5 793	1 205	318	122
7531	Top and body repair shops -----	††	††	††	††	19	4 102	1 112	228	82
7534, 5, 9	Other automotive repair shops -----	††	††	††	††	25	5 607	1 417	322	117
754	Automotive services, except repair -----	††	††	††	††	6	(D)	(D)	(D)	(D)
76	Miscellaneous repair services -----	††	††	††	††	36	5 033	1 503	332	117
762	Electrical and electronic repair shops -----	††	††	††	††	16	3 048	757	163	50
7622	Radio and TV repair shops -----	††	††	††	††	7	1 039	339	74	31
7623, 9	Other electrical and electronic repair shops -----	††	††	††	††	9	2 009	418	89	19
764	Reupholstery and furniture repair -----	††	††	††	††	4	225	82	14	12
763, 9	Other repair shops and related services -----	††	††	††	††	16	1 760	664	155	55
78, 79	Amusement and recreation services, including motion pictures ..	††	††	††	††	78	18 708	4 514	1 311	806
781, 2	Motion picture production, distribution, and services -----	††	††	††	††	1	(D)	(D)	(D)	(D)
783	Motion picture theaters -----	††	††	††	††	11	(D)	(D)	(D)	(D)
792	Producers, orchestras, and entertainers -----	††	††	††	††	1	(D)	(D)	(D)	(D)
793	Bowling alleys and billiards and pool establishments -----	††	††	††	††	16	5 059	1 393	384	228
79 ex. 792, 3	Commercial sports and other amusement and recreation services ..	††	††	††	††	49	10 352	2 604	808	478
80, ex. 806	Health services, except hospitals -----	††	††	††	††	404	99 373	43 695	10 384	2 784
801	Offices of physicians -----	††	††	††	††	221	53 726	24 835	6 013	890
802	Offices of dentists -----	††	††	††	††	103	20 509	7 731	1 740	573
803	Offices of osteopathic physicians -----	††	††	††	††	1	(D)	(D)	(D)	(D)
8041	Offices of chiropractors -----	††	††	††	††	11	(D)	(D)	(D)	(D)
8042	Offices of optometrists -----	††	††	††	††	24	4 262	1 415	285	96
805	Nursing and personal care facilities -----	††	††	††	††	7	14 871	7 559	1 840	929
8049, 807, 8, 9	Other health services -----	††	††	††	††	37	4 749	1 869	424	257
81	Legal services -----	††	††	††	††	130	21 707	6 038	1 314	497
823, 4, 9	Selected educational services -----	††	††	††	††	3	(D)	(D)	(D)	(D)
891	Engineering, architectural, and surveying services -----	††	††	††	††	38	16 914	8 976	2 059	539
893	Accounting, auditing, and bookkeeping services -----	††	††	††	††	39	6 962	2 836	861	220
83, 892, 9	Social and other services -----	††	††	††	††	27	(D)	(D)	(D)	(D)
83	Social services -----	19	3 911	1 545	396	268
892, 9	Other services -----	8	(D)	(D)	(D)	(D)
BUFFALO SMSA										
	Total -----	††	††	††	††	5 845	1 648 518	629 478	150 436	51 442
70	Hotels, motels, and other lodging places -----	††	††	††	††	134	77 683	21 218	4 959	3 105
7011	Hotels, motor hotels, and motels -----	††	††	††	††	109	75 895	20 852	4 874	3 037
7011 pt.	Hotels -----	††	††	††	††	32	54 954	15 639	3 793	2 204
7011 pt.	Hotels, 25 guestrooms or more -----	22	54 286	15 520	3 769	2 176
7011 pt.	Hotels, less than 25 guestrooms -----	10	668	119	24	28
7011 pt.	Hotels, motor hotels, and tourist courts -----	††	††	††	††	77	20 941	5 213	1 081	833
7011 pt.	Hotels, tourist courts -----	72	17 725	4 247	867	690
7011 pt.	Motor hotels -----	5	3 216	966	214	143
702, 3, 4	Other lodging places -----	††	††	††	††	25	1 788	366	85	68
703	Trailer parks and camps -----	††	††	††	††	13	1 262	242	55	31
702, 4	Rooming, boarding, and membership lodging -----	††	††	††	††	12	526	124	30	37

Table 4a. Summary Statistics for Firms Subject to Federal Income Tax for Standard Metropolitan Statistical Areas: 1982—Con.

[For meaning of abbreviations and symbols, see introductory text. For explanation of terms and comparability of 1977 and 1982 censuses, see appendix A. For definitions of SMSA's, see appendix D]

SIC code	Geographic area and kind of business or operation	All establishments				Establishments with payroll				Paid employees for pay period including March 12 (number)
		Number	Receipts (\$1,000)	Unincorporated businesses or operations		Number	Receipts (\$1,000)	Annual payroll (\$1,000)	First quarter payroll (\$1,000)	
				Individual proprietorships (number)	Partnerships (number)					
BUFFALO SMSA—Con.										
72	Personal services -----	††	††	††	††	848	101 934	35 724	8 360	4 961
721	Laundry, cleaning, and garment services -----	††	††	††	††	195	38 444	14 040	3 242	1 588
7215	Coin-operated laundries and dry cleaning -----	††	††	††	††	39	2 431	549	134	122
721 ex.	Other laundry, cleaning, and garment services -----	††	††	††	††	156	36 013	13 491	3 108	1 466
7215	Power laundries, family and commercial* -----	**	**	**	**	8	2 517	1 034	219	129
7216	Dry-cleaning plants, except rug cleaning* -----	**	**	**	**	104	12 678	4 649	1 062	645
Other 721	Laundry and cleaning services, n.e.c.* -----	**	**	**	**	44	20 818	7 808	1 827	692
7212	Garment pressing and agents for laundries and dry cleaners -----	**	**	**	**	5	239	54	14	14
7213	Linen supply* -----	**	**	**	**	7	12 577	5 307	1 259	448
7217	Carpet and upholstery cleaning -----	**	**	**	**	18	2 367	768	164	103
7218	Industrial launderers* -----	**	**	**	**	3	4 444	1 239	295	85
7214, 9	Other laundry, garment services, including diaper* -----	**	**	**	**	11	1 191	440	95	42
722	Photographic studios, portrait -----	††	††	††	††	33	4 442	1 075	265	231
723, 4	Beauty and barber shops -----	††	††	††	††	398	23 201	10 070	2 263	1 327
723	Beauty shops -----	††	††	††	††	366	21 889	9 495	2 131	1 264
724	Barber shops -----	††	††	††	††	32	1 312	575	132	63
725	Shoe repair, shoe shine, and hat-cleaning shops -----	††	††	††	††	10	362	126	48	20
726	Funeral service and crematories -----	††	††	††	††	110	19 013	4 142	986	353
729	Miscellaneous personal services -----	††	††	††	††	102	16 472	6 271	1 556	1 442
73	Business services -----	††	††	††	††	855	386 090	178 537	42 097	15 136
731	Advertising -----	††	††	††	††	57	24 027	10 670	2 578	579
7311	Advertising agencies -----	**	**	**	**	47	15 533	7 670	1 904	405
7312	Outdoor advertising services -----	**	**	**	**	3	(D)	(D)	(D)	(D)
7313	Radio, TV, publishers' advertising representatives -----	**	**	**	**	3	(D)	(D)	(D)	(D)
7319	Advertising, n.e.c. -----	**	**	**	**	4	(D)	(D)	(D)	(D)
734	Services to dwellings and other buildings -----	††	††	††	††	153	31 038	17 308	4 087	2 773
7341	Window cleaning -----	**	**	**	**	12	1 096	451	79	59
7342	Disinfecting and exterminating services -----	**	**	**	**	10	1 036	445	87	34
7349	Cleaning and maintenance services, n.e.c. -----	**	**	**	**	131	28 906	16 412	3 921	2 680
737	Computer and data processing services -----	††	††	††	††	65	66 464	27 155	6 187	1 235
7372	Computer programming and other software services -----	**	**	**	**	31	26 084	13 762	3 109	579
7374	Data processing services -----	**	**	**	**	18	17 816	5 876	1 429	344
7379	Computer related services, n.e.c. -----	**	**	**	**	16	22 564	7 517	1 649	312
7392	Management, consulting, and public relations services -----	††	††	††	††	121	40 191	20 287	4 634	1 396
7394	Equipment rental and leasing services -----	††	††	††	††	72	35 203	9 398	1 780	471
Other 73	Other business services -----	††	††	††	††	387	189 167	93 719	22 831	8 682
732	Credit reporting, collection agencies -----	**	**	**	**	32	(D)	(D)	(D)	(D)
7331	Direct mail advertising services -----	**	**	**	**	10	(D)	(D)	(D)	(D)
7332	Blueprinting and photocopying services -----	**	**	**	**	4	1 721	534	115	34
7333	Commercial photography, art, and graphics -----	**	**	**	**	28	(D)	(D)	(D)	(D)
7339	Stenographic services; and reproduction services, n.e.c. -----	**	**	**	**	15	(D)	(D)	(D)	(D)
736	Personnel supply services -----	**	**	**	**	88	46 945	31 749	8 154	3 368
7361	Employment agencies -----	**	**	**	**	45	(D)	(D)	(D)	(D)
7362	Help supply services -----	**	**	**	**	41	33 429	24 887	6 545	2 701
7369	Facilities management services -----	**	**	**	**	2	(D)	(D)	(D)	(D)
7391	Research and development laboratories -----	**	**	**	**	11	(D)	(D)	(D)	(D)
7397	Testing laboratories and facilities -----	**	**	**	**	10	(D)	(D)	(D)	(D)
7393	Detective agencies and protective services -----	**	**	**	**	46	27 540	16 094	3 884	2 308
7395	Photofinishing laboratories* -----	**	**	**	**	15	14 812	3 215	717	414
7399 pt.	Sign painting shops -----	**	**	**	**	6	750	278	65	18
7399 pt.	Interior designing -----	**	**	**	**	9	(D)	(D)	(D)	(D)
7399 pt.	Telephone answering services -----	**	**	**	**	14	(D)	(D)	(D)	(D)
735, 7396, 7399 pt.	Other business services, n.e.c. -----	**	**	**	**	99	31 072	10 436	2 231	780
75	Automotive repair, services, and garages -----	††	††	††	††	625	164 761	37 468	8 683	3 080
751	Automotive rental and leasing, without drivers -----	††	††	††	††	44	51 392	6 918	1 582	474
752	Automobile parking -----	††	††	††	††	62	10 306	2 564	628	379
7523	Parking lots -----	**	**	**	**	46	5 519	1 310	317	265
7525	Parking structures -----	**	**	**	**	16	4 787	1 254	311	114
753	Automotive repair shops -----	††	††	††	††	463	96 942	26 353	6 079	1 994
7538	General automotive repair shops -----	††	††	††	††	213	39 690	11 057	2 539	870
7538 pt.	General automotive repair shops, except diesel -----	**	**	**	**	204	31 233	8 625	1 895	708
7538 pt.	Diesel repair shops -----	**	**	**	**	9	8 457	2 432	644	162
7531	Top and body repair shops -----	††	††	††	††	118	21 390	6 324	1 497	489
7534, 5, 9	Other automotive repair shops -----	††	††	††	††	132	35 862	8 972	2 043	635
7534	Tire retreading and repair shops -----	**	**	**	**	10	5 677	1 023	226	80
7535	Paint shops -----	**	**	**	**	20	4 202	1 166	232	87
7539 pt.	Auto electrical and fuel system services -----	**	**	**	**	5	645	243	56	17
7539 pt.	Radiator repair -----	**	**	**	**	16	3 336	829	165	55
7539 pt.	Glass replacement and repair -----	**	**	**	**	16	4 585	1 298	304	88
7539 pt.	Brake, front end, and wheel alignment -----	**	**	**	**	5	2 941	940	232	64
7539 pt.	Exhaust system services (muffler shops) -----	**	**	**	**	26	8 726	1 901	440	121
7539 pt.	Transmission repair shops -----	**	**	**	**	29	5 573	1 528	378	119
7539 pt.	Other automotive repair shops, n.e.c. -----	**	**	**	**	5	177	44	10	4

Table 4a. Summary Statistics for Firms Subject to Federal Income Tax for Standard Metropolitan Statistical Areas: 1982—Con.

[For meaning of abbreviations and symbols, see introductory text. For explanation of terms and comparability of 1977 and 1982 censuses, see appendix A. For definitions of SMSA's, see appendix D]

SIC code	Geographic area and kind of business or operation	All establishments				Establishments with payroll				
		Number	Receipts (\$1,000)	Unincorporated businesses or operations		Number	Receipts (\$1,000)	Annual payroll (\$1,000)	First quarter payroll (\$1,000)	Paid employees for pay period including March 12 (number)
				Individual proprietorships (number)	Partnerships (number)					
BUFFALO SMSA—Con.										
75	Automotive repair, services, and garages—Con.									
754	Automotive services, except repair	††	††	††	††	56	6 121	1 633	394	233
7542	Car washes	**	**	**	**	30	3 422	854	199	144
7549	Other automotive services	**	**	**	**	26	2 699	779	195	89
76	Miscellaneous repair services	††	††	††	††	238	69 412	21 459	5 152	1 342
762	Electrical and electronic repair shops	††	††	††	††	81	22 471	6 405	1 511	427
7622	Radio and TV repair shops	††	††	††	††	27	6 792	1 946	467	150
7623, 9	Other electrical and electronic repair shops	††	††	††	††	54	15 679	4 459	1 044	277
7623	Refrigeration and air-conditioning repair shops	**	**	**	**	16	5 331	1 490	366	78
7629	Electrical and electronic repair shops, n.e.c.	**	**	**	**	38	10 348	2 969	678	199
764	Reupholstery and furniture repair	††	††	††	††	27	2 647	808	177	80
763, 9	Other repair shops and related services	††	††	††	††	130	44 294	14 246	3 464	835
763	Watch, clock, and jewelry repair	**	**	**	**	4	785	310	75	32
769	Miscellaneous repair and related services	**	**	**	**	126	43 509	13 936	3 389	803
7692	Welding repair	**	**	**	**	9	1 692	557	119	46
7694	Armature rewinding shops	**	**	**	**	11	12 410	3 862	1 075	188
7699	Repair shops and related services, n.e.c.	**	**	**	**	106	29 407	9 517	2 195	569
78, 79	Amusement and recreation services, including motion pictures...	††	††	††	††	307	122 223	34 353	9 493	3 722
781, 2	Motion picture production, distribution, and services	††	††	††	††	18	15 660	915	203	72
783	Motion picture theaters	††	††	††	††	35	18 673	2 804	634	581
7832	Motion picture theaters, except drive-in	**	**	**	**	24	16 507	2 306	547	496
7833	Drive-in motion picture theaters	**	**	**	**	11	2 166	498	87	85
792	Producers, orchestras, and entertainers	††	††	††	††	15	13 086	1 709	305	65
7922	Theatrical producers (except motion picture) and miscellaneous theatrical services	**	**	**	**	5	(D)	(D)	(D)	(D)
7929	Bands, orchestras, actors, and other entertainers and entertainment groups	**	**	**	**	10	(D)	(D)	(D)	(D)
793	Bowling alleys and billiards and pool establishments	††	††	††	††	65	22 909	6 521	1 898	1 332
7932	Billiard and pool establishments	††	††	††	††	2	(D)	(D)	(D)	(D)
7933	Bowling alleys	††	††	††	††	63	(D)	(D)	(D)	(D)
79 ex. 792, 3	Commercial sports and other amusement and recreation services	††	††	††	††	174	51 895	22 404	6 453	1 672
794	Commercial sports	††	††	††	††	9	21 824	13 931	4 733	464
7941	Professional sports clubs, managers, promoters	††	††	††	††	4	(D)	(D)	(D)	(D)
7948	Racing, including track operation	††	††	††	††	5	(D)	(D)	(D)	(D)
79 ex. 792, 3, 4	Other amusement and recreation services	††	††	††	††	165	30 071	8 473	1 720	1 208
791	Dance halls, studios, and schools	**	**	**	**	22	(D)	(D)	(D)	(D)
7992	Public golf courses	**	**	**	**	12	1 402	416	16	15
7993	Coin-operated amusement device operators	**	**	**	**	22	4 556	758	185	85
7996	Amusement parks	**	**	**	**	2	(D)	(D)	(D)	(D)
7997	Membership sports and recreation clubs	**	**	**	**	40	12 008	3 925	786	535
7999	Amusement and recreation services, n.e.c.	**	**	**	**	67	10 862	2 999	643	460
7999 pt.	Concession operators of amusement devices, rides	**	**	**	**	8	(D)	(D)	(D)	(D)
7999 pt.	Carnivals, circuses, and fairs	**	**	**	**	2	(D)	(D)	(D)	(D)
7999 pt.	Other commercial recreation and amusements	**	**	**	**	57	9 183	2 614	607	449
80, ex. 806	Health services, except hospitals	††	††	††	††	1 752	406 843	180 125	42 489	12 457
801	Offices of physicians	††	††	††	††	951	215 960	104 104	24 843	3 936
802	Offices of dentists	††	††	††	††	502	73 115	23 250	5 467	2 108
803	Offices of osteopathic physicians	††	††	††	††	16	2 090	873	217	68
8041	Offices of chiropractors	††	††	††	††	32	1 780	365	92	58
8042	Offices of optometrists	††	††	††	††	48	5 489	1 448	337	141
805	Nursing and personal care facilities	††	††	††	††	30	64 215	29 720	6 863	3 850
8049, 807, 8, 9	Other health services	††	††	††	††	173	44 194	20 365	4 670	2 296
807	Medical and dental laboratories	††	††	††	††	60	17 838	7 014	1 637	546
8071	Medical laboratories	††	††	††	††	27	11 809	4 299	974	302
8072	Dental laboratories	††	††	††	††	33	6 029	2 715	663	244
8049, 808, 9	Other health services, n.e.c.	††	††	††	††	113	26 356	13 351	3 033	1 750
81	Legal services	††	††	††	††	559	134 095	44 379	10 325	2 755
823, 4, 9	Selected educational services	††	††	††	††	39	14 773	6 574	1 015	590
823	Libraries and information centers	**	**	**	**	-	-	-	-	-
824	Correspondence schools and vocational schools	**	**	**	**	13	12 460	5 719	831	428
829	Schools and educational services, n.e.c.	**	**	**	**	26	2 313	855	184	162
891	Engineering, architectural, and surveying services	††	††	††	††	145	98 437	40 819	10 990	1 813
891 pt.	Architectural services	**	**	**	**	40	25 371	10 866	3 095	508
891 pt.	Engineering services	**	**	**	**	78	67 600	27 685	7 429	1 133
891 pt.	Surveying services	**	**	**	**	27	5 466	2 268	466	172
893	Accounting, auditing, and bookkeeping services	††	††	††	††	227	56 194	21 580	5 301	1 386

Table 4a. Summary Statistics for Firms Subject to Federal Income Tax for Standard Metropolitan Statistical Areas: 1982—Con.

[For meaning of abbreviations and symbols, see introductory text. For explanation of terms and comparability of 1977 and 1982 censuses, see appendix A. For definitions of SMSA's, see appendix D]

SIC code	Geographic area and kind of business or operation	All establishments				Establishments with payroll				
		Number	Receipts (\$1,000)	Unincorporated businesses or operations		Number	Receipts (\$1,000)	Annual payroll (\$1,000)	First quarter payroll (\$1,000)	Paid employees for pay period including March 12 (number)
				Individual proprietorships (number)	Partnerships (number)					
BUFFALO SMSA—Con.										
83, 892, 9	Social and other services	††	††	††	††	116	16 073	7 242	1 572	1 095
83	Social services	**	**	**	**	90	14 844	6 795	1 482	1 058
835	Child day care services	**	**	**	**	51	2 519	1 194	274	232
832, 3, 6, 9	Other social services	**	**	**	**	39	12 325	5 601	1 208	826
892, 9	Other services	**	**	**	**	26	1 229	447	90	37
ELMIRA SMSA										
	Total	††	††	††	††	396	82 791	31 637	7 719	2 502
70	Hotels, motels, and other lodging places	††	††	††	††	14	6 338	1 457	307	210
7011	Hotels, motor hotels, and motels	††	††	††	††	12	(D)	(D)	(D)	(D)
7011 pt.	Hotels	††	††	††	††	2	(D)	(D)	(D)	(D)
7011 pt.	Hotels, motor hotels, and tourist courts	††	††	††	††	10	5 913	1 369	296	201
702, 3, 4	Other lodging places	††	††	††	††	2	(D)	(D)	(D)	(D)
72	Personal services	††	††	††	††	55	7 252	2 112	531	358
721	Laundry, cleaning, and garment services	††	††	††	††	14	2 795	744	169	98
7215	Coin-operated laundries and dry cleaning	††	††	††	††	3	214	49	10	10
721 ex.	Other laundry, cleaning, and garment services	††	††	††	††	11	2 581	695	159	88
7215	Power laundries, family and commercial*	**	**	**	**	1	(D)	(D)	(D)	(D)
7211	Dry-cleaning plants, except rug cleaning*	**	**	**	**	8	(D)	(D)	(D)	(D)
7216	Laundry and cleaning services, n.e.c.*	**	**	**	**	2	(D)	(D)	(D)	(D)
Other 721										
722	Photographic studios, portrait	††	††	††	††	3	447	125	31	33
723, 4	Beauty and barber shops	††	††	††	††	22	1 459	700	164	96
723	Beauty shops	††	††	††	††	20	(D)	(D)	(D)	(D)
724	Barber shops	††	††	††	††	2	(D)	(D)	(D)	(D)
725	Shoe repair, shoe shine, and hat-cleaning shops	††	††	††	††	-	-	-	-	-
726	Funeral service and crematories	††	††	††	††	9	1 849	283	65	32
729	Miscellaneous personal services	††	††	††	††	7	702	260	102	99
73	Business services	††	††	††	††	43	7 835	3 489	846	479
731	Advertising	††	††	††	††	3	(D)	(D)	(D)	(D)
734	Services to dwellings and other buildings	††	††	††	††	8	1 109	634	160	119
737	Computer and data processing services	††	††	††	††	5	1 300	249	57	19
7392	Management, consulting, and public relations services	††	††	††	††	3	395	114	20	14
7394	Equipment rental and leasing services	††	††	††	††	4	570	159	34	15
Other 73	Other business services	††	††	††	††	20	(D)	(D)	(D)	(D)
75	Automotive repair, services, and garages	††	††	††	††	39	7 059	1 345	307	136
751	Automotive rental and leasing, without drivers	††	††	††	††	7	2 507	322	75	29
752	Automobile parking	††	††	††	††	4	(D)	(D)	(D)	(D)
753	Automotive repair shops	††	††	††	††	22	3 930	876	206	90
7538	General automotive repair shops	††	††	††	††	6	835	241	53	24
7531	Top and body repair shops	††	††	††	††	6	978	204	52	25
7534, 5, 9	Other automotive repair shops	††	††	††	††	10	2 117	431	101	41
754	Automotive services, except repair	††	††	††	††	6	(D)	(D)	(D)	(D)
76	Miscellaneous repair services	††	††	††	††	23	3 777	1 263	279	92
762	Electrical and electronic repair shops	††	††	††	††	10	1 529	548	127	39
7622	Radio and TV repair shops	††	††	††	††	3	254	91	20	10
7623, 9	Other electrical and electronic repair shops	††	††	††	††	7	1 275	457	107	29
764	Reupholstery and furniture repair	††	††	††	††	1	(D)	(D)	(D)	(D)
763, 9	Other repair shops and related services	††	††	††	††	12	(D)	(D)	(D)	(D)
78, 79	Amusement and recreation services, including motion pictures	††	††	††	††	16	3 818	878	208	169
781, 2	Motion picture production, distribution, and services	††	††	††	††	-	-	-	-	-
783	Motion picture theaters	††	††	††	††	1	(D)	(D)	(D)	(D)
792	Producers, orchestras, and entertainers	††	††	††	††	-	-	-	-	-
793	Bowling alleys and billiards and pool establishments	††	††	††	††	4	1 640	416	121	85
79 ex. 792, 3	Commercial sports and other amusement and recreation services	††	††	††	††	11	(D)	(D)	(D)	(D)
80, ex. 806	Health services, except hospitals	††	††	††	††	139	35 352	17 676	4 408	762
801	Offices of physicians	††	††	††	††	74	24 134	12 854	3 262	375
802	Offices of dentists	††	††	††	††	40	6 569	3 111	757	189
803	Offices of osteopathic physicians	††	††	††	††	1	(D)	(D)	(D)	(D)
8041	Offices of chiropractors	††	††	††	††	4	387	76	24	13
8042	Offices of optometrists	††	††	††	††	5	(D)	(D)	(D)	(D)
805	Nursing and personal care facilities	††	††	††	††	4	(D)	(D)	(D)	(D)
8049, 807, 8, 9	Other health services	††	††	††	††	11	932	253	62	47
81	Legal services	††	††	††	††	30	7 049	1 750	384	133
823, 4, 9	Selected educational services	††	††	††	††	4	438	236	56	23
891	Engineering, architectural, and surveying services	††	††	††	††	6	1 706	640	205	56
893	Accounting, auditing, and bookkeeping services	††	††	††	††	17	1 257	490	127	46

Table 4a. Summary Statistics for Firms Subject to Federal Income Tax for Standard Metropolitan Statistical Areas: 1982—Con.

[For meaning of abbreviations and symbols, see introductory text. For explanation of terms and comparability of 1977 and 1982 censuses, see appendix A. For definitions of SMSA's, see appendix D.]

SIC code	Geographic area and kind of business or operation	All establishments				Establishments with payroll				Paid employees for pay period including March 12 (number)
		Number	Receipts (\$1,000)	Unincorporated businesses or operations		Number	Receipts (\$1,000)	Annual payroll (\$1,000)	First quarter payroll (\$1,000)	
				Individual proprietorships (number)	Partnerships (number)					
ELMIRA SMSA—Con.										
83, 892, 9	Social and other services	††	††	††	††	10	910	301	61	38
83	Social services	**	**	**	**	8	(D)	(D)	(D)	(D)
892, 9	Other services	**	**	**	**	2	(D)	(D)	(D)	(D)
GLENS FALLS SMSA										
	Total	††	††	††	††	632	121 638	39 928	9 063	3 504
70	Hotels, motels, and other lodging places	††	††	††	††	141	29 939	7 289	1 222	915
7011	Hotels, motor hotels, and motels	††	††	††	††	116	26 665	6 684	1 135	839
7011 pt.	Hotels	††	††	††	††	25	11 140	3 388	630	484
7011 pt.	Motels, motor hotels, and tourist courts	††	††	††	††	91	15 525	3 296	505	355
702, 3, 4	Other lodging places	††	††	††	††	25	3 274	605	87	76
72	Personal services	††	††	††	††	58	5 551	1 729	386	207
721	Laundry, cleaning, and garment services	††	††	††	††	13	1 633	473	102	58
7215	Coin-operated laundries and dry cleaning	††	††	††	††	3	(D)	(D)	(D)	(D)
721 ex. 7215	Other laundry, cleaning, and garment services	††	††	††	††	10	(D)	(D)	(D)	(D)
7211	Power laundries, family and commercial*	**	**	**	**	3	618	168	33	17
7216	Dry-cleaning plants, except rug cleaning*	**	**	**	**	4	608	236	54	32
Other 721	Laundry and cleaning services, n.e.c.*	**	**	**	**	3	(D)	(D)	(D)	(D)
722	Photographic studios, portrait	††	††	††	††	1	(D)	(D)	(D)	(D)
723, 4	Beauty and barber shops	††	††	††	††	28	1 744	786	167	92
723	Beauty shops	††	††	††	††	26	(D)	(D)	(D)	(D)
724	Barber shops	††	††	††	††	2	(D)	(D)	(D)	(D)
725	Shoe repair, shoe shine, and hat-cleaning shops	††	††	††	††	1	(D)	(D)	(D)	(D)
726	Funeral service and crematories	††	††	††	††	9	1 910	375	96	45
729	Miscellaneous personal services	††	††	††	††	6	(D)	(D)	(D)	(D)
73	Business services	††	††	††	††	48	8 782	3 450	760	300
731	Advertising	††	††	††	††	2	(D)	(D)	(D)	(D)
734	Services to dwellings and other buildings	††	††	††	††	8	911	329	85	53
737	Computer and data processing services	††	††	††	††	2	(D)	(D)	(D)	(D)
7392	Management, consulting, and public relations services	††	††	††	††	11	1 638	454	95	32
7394	Equipment rental and leasing services	††	††	††	††	4	744	115	22	11
Other 73	Other business services	††	††	††	††	21	(D)	(D)	(D)	(D)
75	Automotive repair, services, and garages	††	††	††	††	44	7 275	1 627	371	141
751	Automotive rental and leasing, without drivers	††	††	††	††	2	(D)	(D)	(D)	(D)
752	Automobile parking	††	††	††	††	1	(D)	(D)	(D)	(D)
753	Automotive repair shops	††	††	††	††	41	(D)	(D)	(D)	(D)
7538	General automotive repair shops	††	††	††	††	24	3 032	569	130	63
7531	Top and body repair shops	††	††	††	††	6	999	248	53	22
7534, 5, 9	Other automotive repair shops	††	††	††	††	11	(D)	(D)	(D)	(D)
754	Automotive services, except repair	††	††	††	††	-	-	-	-	-
76	Miscellaneous repair services	††	††	††	††	20	3 229	915	184	77
762	Electrical and electronic repair shops	††	††	††	††	10	962	238	52	28
7622	Radio and TV repair shops	††	††	††	††	7	573	153	34	19
7623, 9	Other electrical and electronic repair shops	††	††	††	††	3	389	85	18	9
764	Reupholstery and furniture repair	††	††	††	††	4	193	38	7	5
763, 9	Other repair shops and related services	††	††	††	††	6	2 074	639	125	44
78, 79	Amusement and recreation services, including motion pictures	††	††	††	††	53	13 379	3 363	1 033	438
781, 2	Motion picture production, distribution, and services	††	††	††	††	-	-	-	-	-
783	Motion picture theaters	††	††	††	††	4	(D)	(D)	(D)	(D)
792	Producers, orchestras, and entertainers	††	††	††	††	3	207	80	9	4
793	Bowling alleys and billiards and pool establishments	††	††	††	††	4	(D)	(D)	(D)	(D)
79 ex. 792, 3	Commercial sports and other amusement and recreation services	††	††	††	††	42	10 807	2 904	943	360
80, ex. 806	Health services, except hospitals	††	††	††	††	150	(D)	(D)	(D)	(D)
801	Offices of physicians	††	††	††	††	81	19 022	8 185	1 953	331
802	Offices of dentists	††	††	††	††	48	6 512	1 883	442	190
803	Offices of osteopathic physicians	††	††	††	††	-	-	-	-	-
8041	Offices of chiropractors	††	††	††	††	3	328	58	12	6
8042	Offices of optometrists	††	††	††	††	4	(D)	(D)	(D)	(D)
805	Nursing and personal care facilities	††	††	††	††	4	5 763	3 074	709	322
8049, 807, 8, 9	Other health services	††	††	††	††	10	1 515	616	147	54
81	Legal services	††	††	††	††	77	10 071	2 955	634	232
823, 4, 9	Selected educational services	††	††	††	††	1	(D)	(D)	(D)	(D)
891	Engineering, architectural, and surveying services	††	††	††	††	15	5 208	2 343	566	118
893	Accounting, auditing, and bookkeeping services	††	††	††	††	18	3 920	2 088	562	122
83, 892, 9	Social and other services	††	††	††	††	7	641	277	67	43
83	Social services	**	**	**	**	6	(D)	(D)	(D)	(D)
892, 9	Other services	**	**	**	**	1	(D)	(D)	(D)	(D)

Table 4a. Summary Statistics for Firms Subject to Federal Income Tax for Standard Metropolitan Statistical Areas: 1982—Con.

[For meaning of abbreviations and symbols, see introductory text. For explanation of terms and comparability of 1977 and 1982 censuses, see appendix A. For definitions of SMSA's, see appendix D.]

SIC code	Geographic area and kind of business or operation	All establishments				Establishments with payroll				
		Number	Receipts (\$1,000)	Unincorporated businesses or operations		Number	Receipts (\$1,000)	Annual payroll (\$1,000)	First quarter payroll (\$1,000)	Paid employees for pay period including March 12 (number)
				Individual proprietorships (number)	Partnerships (number)					
	NASSAU-SUFFOLK SMSA									
	Total	19 207	5 831 382	2 056 982	479 729	142 717				
70	Hotels, motels, and other lodging places	223	120 587	30 930	6 242	3 172				
7011	Hotels, motor hotels, and motels.....	192	112 211	29 092	6 033	3 025				
7011 pt.	Hotels.....	37	51 406	13 454	2 915	1 379				
7011 pt.	Hotels, 25 guestrooms or more.....	27	50 206	13 227	2 886	1 359				
7011 pt.	Hotels, less than 25 guestrooms.....	10	1 200	227	29	16				
7011 pt.	Motels, motor hotels, and tourist courts.....	155	60 805	15 638	3 118	1 650				
7011 pt.	Motels, tourist courts.....	148	50 266	12 174	2 552	1 419				
7011 pt.	Motor hotels.....	7	10 539	3 464	566	231				
702, 3, 4	Other lodging places.....	31	8 376	1 838	209	147				
703	Trailer parks and camps.....	15	6 247	1 433	144	93				
7032	Sporting and recreational camps.....	14	(D)	(D)	(D)	(D)				
7033	Trailer parks and camp sites for transients.....	1	(D)	(D)	(D)	(D)				
702, 4	Rooming, boarding, and membership lodging.....	16	2 129	405	65	54				
702	Rooming and boarding houses.....	16	2 129	405	65	54				
704	Organization hotels and lodging houses, on membership basis.....	-	-	-	-	-				
72	Personal services	2 435	364 810	123 674	30 307	15 509				
721	Laundry, cleaning, and garment services.....	710	136 366	38 975	9 116	4 139				
7215	Coin-operated laundries and dry cleaning.....	145	44 330	7 436	1 789	691				
7215 pt.	Coin-operated laundries and dry-cleaning stores.....	121	8 135	1 801	413	291				
7215 pt.	Coin-operated laundry machine routes.....	24	36 195	5 635	1 376	400				
721 ex.	Other laundry, cleaning, and garment services.....	565	92 036	31 539	7 327	3 448				
7215	Power laundries, family and commercial*.....	22	6 128	2 534	555	315				
7216	Dry-cleaning plants, except rug cleaning*.....	384	46 116	16 506	3 785	1 995				
Other 721	Laundry and cleaning services, n.e.c.*.....	159	39 792	12 499	2 987	1 138				
7212	Garment pressing and agents for laundries and dry cleaners.....	40	2 568	703	157	97				
7213	Linen supply*.....	26	11 774	3 592	859	340				
7217	Carpet and upholstery cleaning.....	45	5 461	1 616	367	186				
7218	Industrial laundries*.....	18	16 948	5 525	1 361	416				
7214, 9	Other laundry, garment services, including diaper*.....	30	3 041	1 063	243	99				
7214	Diaper service*.....	1	(D)	(D)	(D)	(D)				
7219	Laundry and garment services, n.e.c.....	29	(D)	(D)	(D)	(D)				
722	Photographic studios, portrait.....	78	14 428	3 460	829	367				
723, 4	Beauty and barber shops.....	1 228	67 628	28 357	6 668	4 353				
723	Beauty shops.....	1 040	61 225	25 667	6 018	3 941				
724	Barber shops.....	188	6 403	2 690	650	412				
725	Shoe repair, shoe shine, and hat-cleaning shops.....	31	1 961	715	125	49				
726	Funeral service and crematories.....	139	46 623	10 354	2 829	578				
729	Miscellaneous personal services.....	249	97 804	41 813	10 740	6 023				
729 pt.	Reducing salons and health clubs, except resorts.....	43	14 307	4 459	822	618				
729 pt.	Tax preparation services.....	56	26 192	10 983	3 663	2 796				
729 pt.	Other personal services, n.e.c.....	150	57 305	26 371	6 255	2 609				
73	Business services	3 897	1 646 718	647 647	150 449	49 225				
731	Advertising.....	256	99 357	33 658	7 949	1 734				
7311	Advertising agencies.....	189	60 243	19 966	4 753	975				
7312	Outdoor advertising services.....	12	2 628	584	124	28				
7313	Radio, TV, publishers' advertising representatives.....	20	15 050	7 037	1 722	261				
7319	Advertising, n.e.c.....	35	21 436	6 071	1 350	470				
734	Services to dwellings and other buildings.....	508	122 673	59 469	13 037	7 168				
7341	Window cleaning.....	39	3 560	1 340	273	113				
7342	Disinfecting and exterminating services.....	133	25 303	10 702	2 296	778				
7349	Cleaning and maintenance services, n.e.c.....	336	93 810	47 427	10 468	6 277				
737	Computer and data processing services.....	425	353 307	142 450	32 362	6 643				
7372	Computer programming and other software services.....	210	108 817	42 666	9 463	1 463				
7374	Data processing services.....	117	209 808	89 029	20 444	4 761				
7374 pt.	Data processing services, except facilities management.....	110	(D)	(D)	(D)	(D)				
7374 pt.	Computer facilities management.....	7	(D)	(D)	(D)	(D)				
7379	Computer related services, n.e.c.....	98	34 682	10 755	2 455	419				
7392	Management, consulting, and public relations services.....	807	255 755	104 193	25 509	5 710				
7392 pt.	Management and administrative services.....	106	74 113	38 874	9 720	1 656				
7392 pt.	Public relations services.....	72	15 373	5 234	1 151	304				
7392 pt.	Management consulting services.....	342	94 753	36 178	8 865	2 388				
7392 pt.	Economic and sociological research.....	121	29 409	8 934	2 147	569				
7392 pt.	Consulting services, n.e.c.....	166	42 107	14 973	3 626	793				
7394	Equipment rental and leasing services.....	223	99 764	22 297	4 768	1 355				
7394 pt.	Equipment rental.....	128	41 466	9 278	1 954	551				
7394 pt.	Equipment leasing, except finance leasing.....	41	44 994	9 869	2 107	624				
7394 pt.	Leasing and rental of heavy construction equipment without operators.....	34	8 645	2 049	421	128				
7394 pt.	Rental of heavy construction equipment with operators.....	20	4 659	1 101	286	52				

Table 4a. Summary Statistics for Firms Subject to Federal Income Tax for Standard Metropolitan Statistical Areas: 1982—Con.

[For meaning of abbreviations and symbols, see introductory text. For explanation of terms and comparability of 1977 and 1982 censuses, see appendix A. For definitions of SMSA's, see appendix D]

SIC code	Geographic area and kind of business or operation	All establishments				Establishments with payroll				
		Number	Receipts (\$1,000)	Unincorporated businesses or operations		Number	Receipts (\$1,000)	Annual payroll (\$1,000)	First quarter payroll (\$1,000)	Paid employees for pay period including March 12 (number)
				Individual proprietorships (number)	Partnerships (number)					
	NASSAU-SUFFOLK SMSA—Con.									
73	Business services—Con.									
Other 73	Other business services	††	††	††	††	1 678	715 862	285 580	66 824	26 615
732	Credit reporting, collection agencies	**	**	**	**	125	48 787	19 280	4 274	1 255
732 pt.	Adjustment and collection agencies	**	**	**	**	106	40 284	16 576	3 618	1 083
732 pt.	Mercantile reporting agencies	**	**	**	**	5	6 116	1 944	464	104
732 pt.	Consumer credit reporting agencies	**	**	**	**	14	2 387	760	192	68
7331	Direct mail advertising services	**	**	**	**	89	107 769	39 013	9 060	3 074
7332	Blueprinting and photocopying services	**	**	**	**	38	7 702	1 945	431	148
7333	Commercial photography, art, and graphics	**	**	**	**	212	64 364	20 245	4 370	1 117
7333 pt.	Commercial photography	**	**	**	**	55	12 607	3 946	833	219
7333 pt.	Commercial art	**	**	**	**	54	11 122	3 636	822	168
7333 pt.	Graphic arts and related design and commercial photography, n.e.c.	**	**	**	**	103	40 635	12 663	2 715	730
7339	Stenographic services; and reproduction services, n.e.c.	**	**	**	**	51	11 442	4 430	1 221	348
736	Personnel supply services	**	**	**	**	232	127 873	80 312	19 320	9 811
7361	Employment agencies	**	**	**	**	151	(D)	(D)	(D)	(D)
7362	Help supply services	**	**	**	**	80	95 284	63 264	14 973	8 139
7362 pt.	Office help supply services	**	**	**	**	37	44 031	32 518	7 877	4 065
7362 pt.	Help supply, except office workers	**	**	**	**	43	51 253	30 746	7 096	4 074
7369	Facilities management services	**	**	**	**	1	(D)	(D)	(D)	(D)
7391	Research and development laboratories	**	**	**	**	34	17 295	7 955	1 902	429
7397	Testing laboratories and facilities	**	**	**	**	18	5 583	2 664	627	184
7393	Detective agencies and protective services	**	**	**	**	187	77 935	39 756	8 930	4 543
7393 pt.	Detective agencies and guard services	**	**	**	**	136	45 625	27 649	6 183	3 766
7393 pt.	Armored car services	**	**	**	**	6	4 322	1 766	367	113
7393 pt.	Burglar and fire alarm systems	**	**	**	**	45	27 988	10 341	2 380	664
7395	Photofinishing laboratories*	**	**	**	**	61	46 695	10 723	2 585	1 173
7399 pt.	Sign painting shops	**	**	**	**	13	1 011	373	71	34
7399 pt.	Interior designing	**	**	**	**	81	13 334	3 303	735	222
7399 pt.	Telephone answering services	**	**	**	**	48	13 190	5 850	1 316	574
735, 7396, 7399 pt.	Other business services, n.e.c.	**	**	**	**	489	172 882	49 731	11 982	3 703
735	News syndicates	**	**	**	**	2	(D)	(D)	(D)	(D)
7396	Trading stamp services (sales offices)	**	**	**	**	-	-	-	-	-
7399 pt.	Water softening services	**	**	**	**	11	1 287	383	94	32
7399 pt.	Packaging and labeling services	**	**	**	**	48	26 874	6 878	1 571	761
7399 pt.	Miscellaneous business services, n.e.c.	**	**	**	**	428	(D)	(D)	(D)	(D)
75	Automotive repair, services, and garages.....	††	††	††	††	1 649	428 785	90 769	20 688	6 885
751	Automotive rental and leasing, without drivers	††	††	††	††	159	172 014	20 283	4 715	1 217
7512 pt.	Passenger car rental, without drivers	**	**	**	**	59	39 760	4 695	1 068	383
7512 pt.	Passenger car leasing, except finance leasing	**	**	**	**	46	84 976	6 987	1 662	391
7513 pt.	Truck rental, without drivers	**	**	**	**	24	(D)	(D)	(D)	(D)
7513 pt.	Truck leasing, except finance leasing	**	**	**	**	28	28 737	4 959	1 116	199
7519	Utility trailer and recreational vehicle rental	**	**	**	**	2	(D)	(D)	(D)	(D)
752	Automobile parking	††	††	††	††	17	2 003	768	135	107
7523	Parking lots	**	**	**	**	12	1 400	574	90	90
7525	Parking structures	**	**	**	**	5	603	194	45	17
753	Automotive repair shops	††	††	††	††	1 334	238 833	65 393	14 873	5 057
7538	General automotive repair shops	††	††	††	††	571	78 095	20 164	4 592	1 662
7538 pt.	General automotive repair shops, except diesel	**	**	**	**	546	73 119	18 862	4 240	1 570
7538 pt.	Diesel repair shops	**	**	**	**	25	4 976	1 302	352	92
7531	Top and body repair shops	††	††	††	††	400	73 828	21 304	4 751	1 632
7534, 5, 9	Other automotive repair shops	††	††	††	††	363	86 910	23 925	5 530	1 763
7534	Tire retreading and repair shops	**	**	**	**	14	7 249	1 753	399	107
7535	Paint shops	**	**	**	**	24	6 320	2 185	437	154
7539 pt.	Auto electrical and fuel system services	**	**	**	**	33	4 602	1 428	298	118
7539 pt.	Radiator repair	**	**	**	**	28	5 227	1 238	432	130
7539 pt.	Glass replacement and repair	**	**	**	**	44	13 924	2 888	648	201
7539 pt.	Brake, front end, and wheel alignment	**	**	**	**	54	16 875	4 981	1 150	319
7539 pt.	Exhaust system services (muffler shops)	**	**	**	**	45	10 149	2 439	526	167
7539 pt.	Transmission repair shops	**	**	**	**	107	20 848	6 464	1 495	524
7539 pt.	Other automotive repair shops, n.e.c.	**	**	**	**	14	1 716	549	145	43
754	Automotive services, except repair	††	††	††	††	139	15 935	4 325	965	504
7542	Car washes	**	**	**	**	92	9 229	2 550	586	339
7549	Other automotive services	**	**	**	**	47	6 706	1 775	379	165
76	Miscellaneous repair services	††	††	††	††	916	203 495	65 713	14 884	4 240
762	Electrical and electronic repair shops	††	††	††	††	320	78 802	29 489	6 744	1 848
7622	Radio and TV repair shops	††	††	††	††	137	22 964	8 083	1 865	643
7623, 9	Other electrical and electronic repair shops	††	††	††	††	183	55 838	21 406	4 879	1 205
7623	Refrigeration and air-conditioning repair shops	**	**	**	**	75	22 205	7 371	1 613	389
7629	Electrical and electronic repair shops, n.e.c.	**	**	**	**	108	33 633	14 035	3 266	816
764	Reupholstery and furniture repair	††	††	††	††	91	11 118	4 013	901	349

Table 4a. Summary Statistics for Firms Subject to Federal Income Tax for Standard Metropolitan Statistical Areas: 1982—Con.

[For meaning of abbreviations and symbols, see introductory text. For explanation of terms and comparability of 1977 and 1982 censuses, see appendix A. For definitions of SMSA's, see appendix D.]

SIC code	Geographic area and kind of business or operation	All establishments				Establishments with payroll				Paid employees for pay period including March 12 (number)
		Number	Receipts (\$1,000)	Unincorporated businesses or operations		Number	Receipts (\$1,000)	Annual payroll (\$1,000)	First quarter payroll (\$1,000)	
				Individual proprietorships (number)	Partnerships (number)					
NASSAU-SUFFOLK SMSA—Con.										
76	Miscellaneous repair services—Con.									
763, 9	Other repair shops and related services.....	††	††	††	††	505	113 575	32 211	7 239	2 043
763	Watch, clock, and jewelry repair.....	25	2 937	989	232	75
769	Miscellaneous repair and related services.....	480	110 638	31 222	7 007	1 968
7692	Welding repair.....	43	7 100	2 527	619	156
7694	Armature rewinding shops.....	18	4 101	1 078	261	85
7699	Repair shops and related services, n.e.c.....	419	99 437	27 617	6 127	1 727
7699 pt.	Farm machinery and equipment repair shops.....	5	(D)	(D)	(D)	(D)
7699 pt.	Lawnmower, saw, knife, tool sharpening and repair.....	28	4 658	1 283	290	100
7699 pt.	Sewer and septic tank cleaning services.....	57	14 930	5 495	1 224	306
7699 pt.	Other repair and related services, n.e.c.....	329	(D)	(D)	(D)	(D)
78, 79	Amusement and recreation services, including motion pictures..	††	††	††	††	1 079	487 329	112 941	23 863	10 527
781, 2	Motion picture production, distribution, and services.....	††	††	††	††	87	18 633	5 183	1 165	242
7813	Motion picture production, except for TV.....	26	4 692	1 427	245	46
7814	Motion picture, tape production for TV.....	27	3 821	1 524	382	64
7819	Services allied to motion picture production.....	19	2 608	929	241	47
7823	Motion picture film exchanges.....	7	6 281	969	210	58
7824	Film or tape distribution for TV.....	4	675	89	34	10
7829	Services allied to motion picture distribution.....	4	556	245	53	17
783	Motion picture theaters.....	††	††	††	††	121	68 237	10 645	2 383	1 678
7832	Motion picture theaters, except drive-in.....	111	(D)	(D)	(D)	(D)
7833	Drive-in motion picture theaters.....	10	(D)	(D)	(D)	(D)
792	Producers, orchestras, and entertainers.....	††	††	††	††	131	44 722	13 206	2 362	1 119
7922	Theatrical producers (except motion picture) and miscellaneous theatrical services.....	53	23 808	5 758	1 006	273
7922 pt.	Producers of live theatrical productions.....	21	6 417	1 449	210	68
7922 pt.	Producers of radio and TV shows, except tape.....	8	6 081	2 271	430	63
7922 pt.	Artists' and entertainers' managers or agents, concert bureaus, booking agents.....	14	(D)	(D)	(D)	(D)
7922 pt.	Other theatrical services.....	10	(D)	(D)	(D)	(D)
7929	Bands, orchestras, actors, and other entertainers and entertainment groups.....	73	20 914	7 448	1 356	846
7929 pt.	Dance groups and artists.....	5	540	160	46	29
7929 pt.	Symphony orchestras, opera companies, and chamber music organizations.....	4	(D)	(D)	(D)	(D)
7929 pt.	Other music and entertainment presentations.....	69	(D)	(D)	(D)	(D)
793	Bowling alleys and billiards and pool establishments.....	††	††	††	††	106	48 395	14 319	3 697	2 321
7932	Billiard and pool establishments.....	7	660	204	45	18
7933	Bowling alleys.....	99	47 735	14 115	3 652	2 303
79 ex. 792, 3	Commercial sports and other amusement and recreation services ..	††	††	††	††	634	307 342	69 588	14 256	5 167
794	Commercial sports.....	††	††	††	††	106	180 175	35 925	7 866	1 601
7941	Professional sports clubs, managers, promoters.....	9	8 806	4 165	1 379	157
7941 pt.	Baseball clubs.....	-	-	-	-	-
7941 pt.	Football clubs.....	-	-	-	-	-
7941 pt.	Other professional sports clubs.....	1	(D)	(D)	(D)	(D)
7941 pt.	Managers and promoters.....	8	(D)	(D)	(D)	(D)
7948	Racing, including track operation.....	††	††	††	††	97	171 369	31 760	6 487	1 444
7948 pt.	Auto race track operation.....	3	(D)	(D)	(D)	(D)
7948 pt.	Horse race track operation.....	2	(D)	(D)	(D)	(D)
7948 pt.	Dog race track operation.....	-	-	-	-	-
7948 pt.	Racing stables and racing, n.e.c.....	92	(D)	(D)	(D)	(D)
79 ex. 792, 3, 4	Other amusement and recreation services.....	††	††	††	††	528	127 167	33 663	6 390	3 566
791	Dance halls, studios, and schools.....	77	5 128	1 704	444	334
791 pt.	Public dance halls or ballrooms.....	3	171	54	9	5
791 pt.	Dance schools, including children's and professionals'.....	74	4 957	1 650	435	329
7992	Public golf courses.....	18	4 846	1 547	193	82
7993	Coin-operated amusement device operators.....	59	21 958	3 952	813	252
7996	Amusement parks.....	6	1 651	704	75	46
7997	Membership sports and recreation clubs.....	116	39 704	11 647	2 198	1 293
7999	Amusement and recreation services, n.e.c.....	252	53 880	14 109	2 667	1 559
7999 pt.	Concession operators of amusement devices, rides.....	8	(D)	(D)	(D)	(D)
7999 pt.	Carnivals, circuses, and fairs.....	2	(D)	(D)	(D)	(D)
7999 pt.	Carnivals and circuses.....	2	(D)	(D)	(D)	(D)
7999 pt.	Fairs.....	-	-	-	-	-
7999 pt.	Other commercial recreation and amusements.....	242	52 922	13 860	2 625	1 534
7999 pt.	Commercial museums, art galleries, and botanical and zoological gardens.....	2	(D)	(D)	(D)	(D)
7999 pt.	Roller skating rinks.....	14	6 326	1 846	557	425
7999 pt.	Ice skating rinks.....	3	(D)	(D)	(D)	(D)
7999 pt.	Other amusement and recreation services, n.e.c.....	223	45 530	11 703	1 971	1 056
80, ex. 806	Health services, except hospitals.....	††	††	††	††	5 254	1 328 084	556 784	133 960	30 752
801	Offices of physicians.....	††	††	††	††	2 616	680 627	300 631	74 831	10 757
802	Offices of dentists.....	††	††	††	††	1 686	255 864	81 095	19 285	6 183
803	Offices of osteopathic physicians.....	††	††	††	††	30	5 803	2 919	500	107
8041	Offices of chiropractors.....	††	††	††	††	195	21 181	5 288	1 058	481
8042	Offices of optometrists.....	††	††	††	††	106	14 692	3 791	888	308
805	Nursing and personal care facilities.....	††	††	††	††	52	173 825	90 113	20 959	6 107
8051	Skilled nursing care facilities.....	40	155 092	82 119	19 177	5 501
8059	Nursing and personal care facilities, n.e.c.....	12	18 733	7 994	1 782	606

Table 4a. Summary Statistics for Firms Subject to Federal Income Tax for Standard Metropolitan Statistical Areas: 1982—Con.

[For meaning of abbreviations and symbols, see introductory text. For explanation of terms and comparability of 1977 and 1982 censuses, see appendix A. For definitions of SMSA's, see appendix D]

SIC code	Geographic area and kind of business or operation	All establishments				Establishments with payroll				
		Number	Receipts (\$1,000)	Unincorporated businesses or operations		Number	Receipts (\$1,000)	Annual payroll (\$1,000)	First quarter payroll (\$1,000)	Paid employees for pay period including March 12 (number)
				Individual proprietorships (number)	Partnerships (number)					
NASSAU-SUFFOLK SMSA—Con.										
80, ex. 806	Health services, except hospitals—Con.									
8049, 807, 8, 9	Other health services	††	††	††	††	569	176 092	72 947	16 439	6 809
807	Medical and dental laboratories	††	††	††	††	226	80 525	31 317	7 140	2 060
8071	Medical laboratories	††	††	††	††	84	50 088	18 614	4 304	1 210
8072	Dental laboratories	††	††	††	††	142	30 437	12 703	2 836	850
8049, 808, 9	Other health services, n.e.c.	††	††	††	††	343	95 567	41 630	9 299	4 749
8049	Offices of health practitioners, n.e.c.	**	**	**	**	238	27 263	9 971	2 265	705
808	Outpatient care facilities	**	**	**	**	38	12 651	4 976	1 093	514
809	Health and allied services, n.e.c.	**	**	**	**	67	55 653	26 683	5 941	3 530
81	Legal services	††	††	††	††	1 842	367 853	123 100	29 817	6 601
823, 4, 9	Selected educational services	††	††	††	††	122	33 587	11 613	2 597	870
823	Libraries and information centers	**	**	**	**	1	(D)	(D)	(D)	(D)
824	Correspondence schools and vocational schools	**	**	**	**	46	18 633	7 675	1 702	495
8241	Correspondence schools	**	**	**	**	3	(D)	(D)	(D)	(D)
8243	Data processing schools	**	**	**	**	-	-	-	-	-
8244	Business and secretarial schools	**	**	**	**	14	(D)	(D)	(D)	(D)
8249	Vocational schools, except vocational high schools, n.e.c.	**	**	**	**	29	8 979	3 768	879	245
829	Schools and educational services, n.e.c.	**	**	**	**	75	(D)	(D)	(D)	(D)
891	Engineering, architectural, and surveying services	††	††	††	††	471	532 200	177 413	39 678	6 405
891 pt.	Architectural services	**	**	**	**	124	35 597	12 436	2 740	604
891 pt.	Engineering services	**	**	**	**	285	480 932	158 321	35 351	5 395
891 pt.	Surveying services	**	**	**	**	62	15 671	6 656	1 587	406
893	Accounting, auditing, and bookkeeping services	††	††	††	††	1 019	224 326	81 356	19 221	4 364
83, 892, 9	Social and other services	††	††	††	††	300	93 608	35 042	8 023	4 167
83	Social services	**	**	**	**	211	81 237	30 012	6 730	3 920
835	Child day care services	**	**	**	**	101	15 652	6 238	1 296	987
832, 3, 6, 9	Other social services	**	**	**	**	110	65 585	23 774	5 434	2 933
832	Individual and family social services	**	**	**	**	28	7 280	4 002	940	816
833	Job training and vocational rehabilitation services	**	**	**	**	5	(D)	(D)	(D)	(D)
836	Residential care	**	**	**	**	66	39 632	13 738	3 052	1 565
839	Social services, n.e.c.	**	**	**	**	11	(D)	(D)	(D)	(D)
892, 9	Other services	**	**	**	**	89	12 371	5 030	1 293	247
892	Noncommercial educational, scientific, and research organizations	**	**	**	**	4	1 174	404	92	21
899	Services, n.e.c.	**	**	**	**	85	11 197	4 626	1 201	226
NEW YORK, N.Y.-N.J., SMSA										
	Total	††	††	††	††	61 057	32 707 518	11 832 446	2 843 059	669 231
70	Hotels, motels, and other lodging places	††	††	††	††	585	1 420 769	414 568	97 130	32 876
7011	Hotels, motor hotels, and motels	††	††	††	††	419	1 379 514	403 439	94 608	31 889
7011 pt.	Hotels	††	††	††	††	235	1 258 777	371 396	87 570	28 574
7011 pt.	Hotels, 25 guestrooms or more	††	††	††	††	196	1 253 787	370 103	87 253	28 399
7011 pt.	Hotels, less than 25 guestrooms	**	**	**	**	39	4 990	1 293	317	175
7011 pt.	Motels, motor hotels, and tourist courts	††	††	††	††	184	120 737	32 043	7 038	3 315
7011 pt.	Motels, tourist courts	**	**	**	**	148	71 038	17 369	3 771	1 937
7011 pt.	Motor hotels	**	**	**	**	36	49 699	14 674	3 267	1 378
702, 3, 4	Other lodging places	††	††	††	††	166	41 255	11 129	2 522	987
703	Trailer parks and camps	††	††	††	††	48	13 445	3 216	550	164
7032	Sporting and recreational camps	††	††	††	††	42	12 317	2 959	493	146
7033	Trailer parks and camp sites for transients	††	††	††	††	6	1 128	257	57	18
702, 4	Rooming, boarding, and membership lodging	††	††	††	††	118	27 810	7 913	1 972	823
702	Rooming and boarding houses	††	††	††	††	107	22 082	6 163	1 530	685
704	Organization hotels and lodging houses, on membership basis	††	††	††	††	11	5 728	1 750	442	138
72	Personal services	††	††	††	††	7 561	1 175 123	388 198	93 982	42 694
721	Laundry, cleaning, and garment services	††	††	††	††	2 626	467 563	162 116	38 736	16 080
7215	Coin-operated laundries and dry cleaning	††	††	††	††	481	35 518	7 766	1 812	995
7215 pt.	Coin-operated laundries and dry-cleaning stores	**	**	**	**	416	26 035	5 711	1 331	818
7215 pt.	Coin-operated laundry machine routes	**	**	**	**	65	9 483	2 055	481	177
721 ex. 7215	Other laundry, cleaning, and garment services	††	††	††	††	2 145	432 045	154 350	36 924	15 085
7211	Power laundries, family and commercial*	**	**	**	**	112	39 012	17 730	4 379	1 834
7216	Dry-cleaning plants, except rug cleaning*	**	**	**	**	1 366	148 231	55 022	12 913	6 314
Other 721	Laundry and cleaning services, n.e.c.*	**	**	**	**	667	244 802	81 598	19 632	6 937
7212	Garment pressing and agents for laundries and dry cleaners	**	**	**	**	274	26 440	8 060	1 893	972
7213	Linen supply	**	**	**	**	76	113 639	36 530	8 673	3 016
7217	Carpet and upholstery cleaning	**	**	**	**	117	30 514	10 586	2 410	847
7218	Industrial laundries*	**	**	**	**	38	46 391	16 526	4 301	1 195
7214, 9	Other laundry, garment services, including diaper*	**	**	**	**	162	27 818	9 896	2 355	907
7214	Diaper service*	**	**	**	**	3	(D)	(D)	(D)	(D)
7219	Laundry and garment services, n.e.c.	**	**	**	**	159	(D)	(D)	(D)	(D)
722	Photographic studios, portrait	††	††	††	††	191	68 864	13 892	3 318	1 332

Table 4a. Summary Statistics for Firms Subject to Federal Income Tax for Standard Metropolitan Statistical Areas: 1982—Con.

[For meaning of abbreviations and symbols, see introductory text. For explanation of terms and comparability of 1977 and 1982 censuses, see appendix A. For definitions of SMSA's, see appendix D]

SIC code	Geographic area and kind of business or operation	All establishments				Establishments with payroll				Paid employees for pay period including March 12 (number)
		Number	Receipts (\$1,000)	Unincorporated businesses or operations		Number	Receipts (\$1,000)	Annual payroll (\$1,000)	First quarter payroll (\$1,000)	
				Individual proprietorships (number)	Partnerships (number)					
	NEW YORK, N.Y.-N.J., SMSA—Con.									
72	Personal services—Con.									
723, 4	Beauty and barber shops.....	††	††	††	††	3 304	230 554	100 517	24 243	12 662
723	Beauty shops.....	††	††	††	††	2 681	203 732	88 298	21 309	11 050
724	Barber shops.....	††	††	††	††	623	26 822	12 219	2 934	1 612
725	Shoe repair, shoe shine, and hat-cleaning shops.....	††	††	††	††	203	12 873	4 293	1 045	542
726	Funeral service and crematories.....	††	††	††	††	553	182 574	41 638	10 274	2 592
729	Miscellaneous personal services.....	††	††	††	††	684	212 695	65 742	16 366	9 486
729 pt.	Reducing salons and health clubs, except resorts.....	145	64 859	19 132	4 194	2 603
729 pt.	Tax preparation services.....	116	27 266	7 657	2 781	2 442
729 pt.	Other personal services, n.e.c.....	423	120 570	38 953	9 391	4 441
73	Business services.....	††	††	††	††	15 590	12 131 400	4 913 591	1 204 654	294 156
731	Advertising.....	††	††	††	††	1 357	2 411 698	1 071 385	278 499	37 014
7311	Advertising agencies.....	1 029	1 970 804	896 632	235 868	30 053
7312	Outdoor advertising services.....	49	36 841	8 460	1 946	383
7313	Radio, TV, publishers' advertising representatives.....	150	241 334	113 388	27 049	3 907
7319	Advertising, n.e.c.....	129	162 719	52 905	13 636	2 671
734	Services to dwellings and other buildings.....	††	††	††	††	1 097	877 179	554 831	129 128	45 885
7341	Window cleaning.....	72	14 626	8 743	1 894	530
7342	Disinfecting and exterminating services.....	229	43 239	17 537	3 942	1 202
7349	Cleaning and maintenance services, n.e.c.....	796	819 314	528 551	123 292	44 153
737	Computer and data processing services.....	††	††	††	††	1 327	1 556 864	488 718	118 275	20 444
7372	Computer programming and other software services.....	593	505 083	200 674	48 505	7 052
7374	Data processing services.....	360	627 832	196 739	48 395	9 954
7374 pt.	Data processing services, except facilities management.....	345	618 186	192 449	47 548	9 774
7374 pt.	Computer facilities management.....	15	9 646	4 290	847	180
7379	Computer related services, n.e.c.....	374	423 949	91 305	21 375	3 438
7392	Management, consulting, and public relations services.....	††	††	††	††	3 588	2 077 873	848 483	205 807	38 153
7392 pt.	Management and administrative services.....	405	409 323	182 904	44 880	8 281
7392 pt.	Public relations services.....	604	297 940	124 616	30 137	5 188
7392 pt.	Management consulting services.....	1 424	704 164	327 370	76 552	13 604
7392 pt.	Economic and sociological research.....	527	466 584	136 958	34 974	7 368
7392 pt.	Consulting services, n.e.c.....	628	199 862	76 635	19 264	3 712
7394	Equipment rental and leasing services.....	††	††	††	††	515	705 606	101 971	24 105	4 948
7394 pt.	Equipment rental.....	287	175 861	41 746	9 841	2 299
7394 pt.	Equipment leasing, except finance leasing.....	121	466 877	46 478	11 030	2 054
7394 pt.	Leasing and rental of heavy construction equipment without operators.....	70	40 227	9 049	2 094	383
7394 pt.	Rental of heavy construction equipment with operators.....	37	22 641	4 698	1 140	212
Other 73	Other business services.....	††	††	††	††	7 706	4 502 180	1 848 203	448 840	147 712
732	Credit reporting, collection agencies.....	204	203 988	70 380	17 676	3 126
732 pt.	Adjustment and collection agencies.....	165	52 562	21 819	4 803	1 339
732 pt.	Mercantile reporting agencies.....	20	(D)	(D)	(D)	(D)
732 pt.	Consumer credit reporting agencies.....	19	(D)	(D)	(D)	(D)
7331	Direct mail advertising services.....	254	278 042	91 887	23 645	5 807
7332	Blueprinting and photocopying services.....	158	100 249	30 995	7 731	1 898
7333	Commercial photography, art, and graphics.....	1 716	674 962	212 239	51 252	9 224
7333 pt.	Commercial photography.....	564	187 407	60 198	13 951	3 015
7333 pt.	Commercial art.....	409	134 163	42 640	10 049	1 822
7333 pt.	Graphic arts and related design and commercial photography, n.e.c.....	743	353 392	109 401	27 252	4 387
7339	Stenographic services; and reproduction services, n.e.c.....	221	77 232	26 656	6 262	1 914
736	Personnel supply services.....	1 310	798 187	500 065	123 913	54 007
7361	Employment agencies.....	937	277 088	146 203	37 060	10 429
7362	Help supply services.....	360	503 951	343 684	84 719	43 179
7362 pt.	Office help supply services.....	178	242 511	174 912	43 877	25 336
7362 pt.	Help supply, except office workers.....	182	261 440	168 772	40 842	17 843
7369	Facilities management services.....	13	17 148	10 178	2 134	399
7391	Research and development laboratories.....	68	38 042	15 165	3 522	596
7397	Testing laboratories and facilities.....	83	36 123	15 662	4 072	932
7393	Detective agencies and protective services.....	515	455 979	263 011	62 255	27 821
7393 pt.	Detective agencies and guard services.....	394	306 530	201 518	47 785	24 384
7393 pt.	Armored car services.....	16	45 893	20 603	4 812	1 329
7393 pt.	Burglar and fire alarm systems.....	105	103 556	40 890	9 658	2 108
7395	Photofinishing laboratories*.....	311	220 326	73 191	17 515	4 789
7399 pt.	Sign painting shops.....	62	9 147	3 037	640	207
7399 pt.	Interior designing.....	387	159 529	48 546	12 398	2 094
7399 pt.	Telephone answering services.....	221	57 079	25 048	6 004	2 530
735, 7396, 7399 pt.	Other business services, n.e.c.....	2 196	1 393 295	472 321	111 955	32 767
735	News syndicates.....	65	246 600	65 752	15 470	2 438
7396	Trading stamp services (sales offices).....	1	(D)	(D)	(D)	(D)
7399 pt.	Water softening services.....	26	9 547	3 679	1 038	236
7399 pt.	Packaging and labeling services.....	109	51 702	21 078	5 033	2 489
7399 pt.	Miscellaneous business services, n.e.c.....	1 995	(D)	(D)	(D)	(D)

Table 4a. Summary Statistics for Firms Subject to Federal Income Tax for Standard Metropolitan Statistical Areas: 1982—Con.

[For meaning of abbreviations and symbols, see introductory text. For explanation of terms and comparability of 1977 and 1982 censuses, see appendix A. For definitions of SMSA's, see appendix D]

SIC code	Geographic area and kind of business or operation	All establishments				Establishments with payroll				
		Number	Receipts (\$1,000)	Unincorporated businesses or operations		Number	Receipts (\$1,000)	Annual payroll (\$1,000)	First quarter payroll (\$1,000)	Paid employees for pay period including March 12 (number)
				Individual proprietorships (number)	Partnerships (number)					
NEW YORK, N.Y.-N.J., SMSA—Con.										
75	Automotive repair, services, and garages.....	††	††	††	††	4 380	1 288 800	286 523	67 002	21 466
751	Automotive rental and leasing, without drivers	††	††	††	††	353	496 693	70 815	16 993	4 103
7512 pt.	Passenger car rental, without drivers	**	**	**	**	157	206 128	33 350	7 615	2 041
7512 pt.	Passenger car leasing, except finance leasing	**	**	**	**	65	144 710	10 009	2 446	568
7513 pt.	Truck rental, without drivers	**	**	**	**	88	35 999	7 628	1 706	458
7513 pt.	Truck leasing, except finance leasing	**	**	**	**	68	103 097	18 792	4 984	953
7519	Utility trailer and recreational vehicle rental	**	**	**	**	7	6 759	1 036	242	83
752	Automobile parking	††	††	††	††	886	273 724	68 192	15 911	5 359
7523	Parking lots	**	**	**	**	345	87 889	18 320	4 202	1 765
7525	Parking structures	**	**	**	**	541	185 835	49 872	11 709	3 594
753	Automotive repair shops.....	††	††	††	††	2 825	485 754	137 897	31 676	10 831
7538	General automotive repair shops	††	††	††	††	1 281	190 112	51 706	11 960	4 117
7538 pt.	General automotive repair shops, except diesel	**	**	**	**	1 242	176 885	47 475	10 954	3 855
7538 pt.	Diesel repair shops	**	**	**	**	39	13 227	4 231	1 006	262
7531	Top and body repair shops	††	††	††	††	893	153 146	43 993	10 260	3 558
7534, 5, 9	Other automotive repair shops	††	††	††	††	651	142 496	42 198	9 456	3 156
7534	Tire retreading and repair shops	**	**	**	**	30	8 183	2 228	502	170
7535	Paint shops	**	**	**	**	46	12 821	4 372	839	299
7539 pt.	Auto electrical and fuel system services	**	**	**	**	51	6 510	2 341	565	200
7539 pt.	Radiator repair	**	**	**	**	59	10 513	2 946	653	258
7539 pt.	Glass replacement and repair	**	**	**	**	82	20 832	4 811	1 102	387
7539 pt.	Brake, front end, and wheel alignment	**	**	**	**	110	25 978	8 359	1 880	584
7539 pt.	Exhaust system services (muffler shops)	**	**	**	**	65	18 275	4 701	988	290
7539 pt.	Transmission repair shops	**	**	**	**	181	35 708	11 397	2 673	872
7539 pt.	Other automotive repair shops, n.e.c.	**	**	**	**	27	3 676	1 043	254	96
754	Automotive services, except repair	††	††	††	††	316	32 629	9 619	2 422	1 173
7542	Car washes	**	**	**	**	181	18 424	5 715	1 493	788
7549	Other automotive services	**	**	**	**	135	14 205	3 904	929	385
76	Miscellaneous repair services	††	††	††	††	2 079	598 729	215 299	51 071	13 195
762	Electrical and electronic repair shops	††	††	††	††	691	199 519	69 046	16 223	4 197
7622	Radio and TV repair shops	††	††	††	††	290	69 560	23 447	5 820	1 683
7623, 9	Other electrical and electronic repair shops	††	††	††	††	401	129 959	45 599	10 403	2 514
7623	Refrigeration and air-conditioning repair shops	**	**	**	**	176	59 098	21 439	4 707	1 126
7629	Electrical and electronic repair shops, n.e.c.	**	**	**	**	225	70 861	24 160	5 696	1 388
764	Reupholstery and furniture repair	††	††	††	††	264	41 492	15 871	3 731	1 273
763, 9	Other repair shops and related services.....	††	††	††	††	1 124	357 718	130 382	31 117	7 725
763	Watch, clock, and jewelry repair	**	**	**	**	107	20 920	7 723	1 927	571
769	Miscellaneous repair and related services	**	**	**	**	1 017	336 798	122 659	29 190	7 154
7692	Welding repair	**	**	**	**	80	31 396	11 747	2 739	787
7694	Armature rewinding shops	**	**	**	**	61	20 562	7 020	1 642	430
7699	Repair shops and related services, n.e.c.	**	**	**	**	876	284 840	103 892	24 809	5 937
7699 pt.	Farm machinery and equipment repair shops	**	**	**	**	10	673	194	35	13
7699 pt.	Lawnmower, saw, knife, tool sharpening and repair	**	**	**	**	34	6 652	2 096	504	134
7699 pt.	Sewer and septic tank cleaning services	**	**	**	**	53	10 325	4 152	1 011	276
7699 pt.	Other repair and related services, n.e.c.	**	**	**	**	779	266 190	97 450	23 259	5 514
78, 79	Amusement and recreation services, including motion pictures...	††	††	††	††	4 474	4 001 687	927 567	223 876	50 111
781, 2	Motion picture production, distribution, and services	††	††	††	††	1 426	1 958 779	350 863	84 606	14 442
7813	Motion picture production, except for TV	**	**	**	**	323	155 574	39 269	9 973	1 931
7814	Motion picture, tape production for TV	**	**	**	**	404	400 902	102 041	24 950	4 409
7819	Services allied to motion picture production	**	**	**	**	452	346 216	113 906	27 099	4 183
7823	Motion picture film exchanges	**	**	**	**	130	300 241	34 875	7 958	1 630
7824	Film or tape distribution for TV	**	**	**	**	65	737 528	53 908	13 073	1 869
7829	Services allied to motion picture distribution	**	**	**	**	52	18 318	6 864	1 553	420
783	Motion picture theaters.....	††	††	††	††	330	253 814	47 721	11 723	5 599
7832	Motion picture theaters, except drive-in	**	**	**	**	321	252 420	47 402	11 695	5 590
7833	Drive-in motion picture theaters	**	**	**	**	9	1 394	319	28	9
792	Producers, orchestras, and entertainers	††	††	††	††	1 339	1 147 277	325 590	83 524	16 383
7922	Theatrical producers (except motion picture) and miscellaneous theatrical services	**	**	**	**	829	893 444	239 671	62 957	10 356
7922 pt.	Producers of live theatrical productions	**	**	**	**	256	368 235	105 760	27 645	4 429
7922 pt.	Producers of radio and TV shows, except tape	**	**	**	**	92	78 223	24 127	7 539	818
7922 pt.	Artists' and entertainers' managers or agents, concert bureaus, booking agents	**	**	**	**	276	177 159	61 072	15 344	2 368
7929	Other theatrical services	**	**	**	**	205	259 827	48 692	12 429	2 741
7929 pt.	Bands, orchestras, actors, and other entertainers and entertainment groups	**	**	**	**	510	263 833	85 919	20 567	6 027
7929 pt.	Dance groups and artists	**	**	**	**	18	6 176	1 960	399	173
7929 pt.	Symphony orchestras, opera companies, and chamber music organizations	**	**	**	**	12	2 898	1 176	239	29
7929 pt.	Other music and entertainment presentations.....	**	**	**	**	480	254 759	82 783	19 929	5 825
793	Bowling alleys and billiards and pool establishments	††	††	††	††	176	54 734	15 583	3 998	2 182
7932	Billiard and pool establishments	††	††	††	††	25	1 664	514	130	72
7933	Bowling alleys	††	††	††	††	151	53 070	15 069	3 868	2 110

Table 4a. Summary Statistics for Firms Subject to Federal Income Tax for Standard Metropolitan Statistical Areas: 1982—Con.

[For meaning of abbreviations and symbols, see introductory text. For explanation of terms and comparability of 1977 and 1982 censuses, see appendix A. For definitions of SMSA's, see appendix D.]

SIC code	Geographic area and kind of business or operation	All establishments				Establishments with payroll				
		Number	Receipts (\$1,000)	Unincorporated businesses or operations		Number	Receipts (\$1,000)	Annual payroll (\$1,000)	First quarter payroll (\$1,000)	Paid employees for pay period including March 12 (number)
				Individual proprietorships (number)	Partnerships (number)					
NEW YORK, N.Y.-N.J., SMSA—Con.										
78, 79	Amusement and recreation services, including motion pictures—Con.									
79 ex. 792, 3	Commercial sports and other amusement and recreation services	††	††	††	††	1 203	587 083	187 810	40 025	11 505
794	Commercial sports	††	††	††	††	88	304 237	102 390	23 204	3 249
7941	Professional sports clubs, managers, promoters	††	††	††	††	32	(D)	(D)	(D)	(D)
7941 pt.	Baseball clubs	**	**	**	**	2	(D)	(D)	(D)	(D)
7941 pt.	Football clubs	**	**	**	**	3	9 150	15 045	5 043	169
7941 pt.	Other professional sports clubs	**	**	**	**	7	27 744	19 064	5 535	510
7941 pt.	Managers and promoters	**	**	**	**	20	59 332	16 781	4 080	507
7948	Racing, including track operation	††	††	††	††	56	(D)	(D)	(D)	(D)
7948 pt.	Auto race track operation	**	**	**	**	2	(D)	(D)	(D)	(D)
7948 pt.	Horse race track operation	**	**	**	**	2	(D)	(D)	(D)	(D)
7948 pt.	Dog race track operation	**	**	**	**	-	-	-	-	-
7948 pt.	Racing stables and racing, n.e.c.	**	**	**	**	52	8 092	2 601	508	174
79 ex. 792, 3, 4	Other amusement and recreation services	††	††	††	††	1 115	282 846	85 420	16 821	8 256
791	Dance halls, studios, and schools	**	**	**	**	200	20 913	7 871	2 026	1 074
791 pt.	Public dance halls or ballrooms	**	**	**	**	13	851	292	91	57
791 pt.	Dance schools, including children's and professionals'	**	**	**	**	187	20 062	7 579	1 935	1 017
7992	Public golf courses	**	**	**	**	17	3 636	1 024	112	52
7993	Coin-operated amusement device operators	**	**	**	**	124	25 764	6 681	1 481	511
7996	Amusement parks	**	**	**	**	18	10 569	4 199	482	191
7997	Membership sports and recreation clubs	**	**	**	**	274	99 592	29 769	5 324	3 058
7999	Amusement and recreation services, n.e.c.	**	**	**	**	482	122 372	35 876	7 396	3 370
7999 pt.	Concession operators of amusement devices, rides	**	**	**	**	31	3 209	1 128	162	74
7999 pt.	Carnivals, circuses, and fairs	**	**	**	**	7	7 349	2 180	533	72
7999 pt.	Carnivals and circuses	**	**	**	**	5	(D)	(D)	(D)	(D)
7999 pt.	Fairs	**	**	**	**	2	(D)	(D)	(D)	(D)
7999 pt.	Other commercial recreation and amusements	**	**	**	**	444	111 814	32 568	6 701	3 224
7999 pt.	Commercial museums, art galleries, and botanical and zoological gardens	**	**	**	**	1	(D)	(D)	(D)	(D)
7999 pt.	Roller skating rinks	**	**	**	**	27	11 841	3 221	879	617
7999 pt.	Ice skating rinks	**	**	**	**	7	(D)	(D)	(D)	(D)
7999 pt.	Other amusement and recreation services, n.e.c.	**	**	**	**	409	96 896	28 277	5 542	2 458
80, ex. 806	Health services, except hospitals	††	††	††	††	14 895	3 699 754	1 531 420	366 125	83 691
801	Offices of physicians	††	††	††	††	8 183	1 814 977	780 443	190 208	26 570
802	Offices of dentists	††	††	††	††	4 262	660 820	211 630	49 201	14 566
803	Offices of osteopathic physicians	††	††	††	††	94	16 782	7 071	1 605	344
8041	Offices of chiropractors	††	††	††	††	273	29 110	7 038	1 544	633
8042	Offices of optometrists	††	††	††	††	323	48 122	13 546	3 005	1 035
805	Nursing and personal care facilities	††	††	††	††	158	588 744	293 097	69 707	21 583
8051	Skilled nursing care facilities	**	**	**	**	122	521 927	262 679	62 295	18 809
8059	Nursing and personal care facilities, n.e.c.	**	**	**	**	36	66 817	30 418	7 412	2 774
8049, 807, 8, 9	Other health services	††	††	††	††	1 602	541 199	218 595	50 855	18 960
807	Medical and dental laboratories	††	††	††	††	570	225 809	92 272	22 599	5 974
8071	Medical laboratories	††	††	††	††	193	140 871	53 781	13 556	3 424
8072	Dental laboratories	††	††	††	††	377	84 938	38 491	9 043	2 550
8049, 808, 9	Other health services, n.e.c.	††	††	††	††	1 032	315 390	126 323	28 256	12 986
8049	Offices of health practitioners, n.e.c.	**	**	**	**	692	90 141	33 731	7 914	2 130
808	Outpatient care facilities	**	**	**	**	151	91 024	30 289	6 971	2 221
809	Health and allied services, n.e.c.	**	**	**	**	189	134 225	62 303	13 371	8 635
81	Legal services	††	††	††	††	6 012	4 047 126	1 345 654	310 116	51 687
823, 4, 9	Selected educational services	††	††	††	††	538	253 780	89 069	20 703	6 573
823	Libraries and information centers	**	**	**	**	8	2 834	1 216	310	86
824	Correspondence schools and vocational schools	**	**	**	**	168	155 800	56 080	13 030	3 626
8241	Correspondence schools	**	**	**	**	9	4 861	903	205	77
8243	Data processing schools	**	**	**	**	11	25 155	10 225	2 557	548
8244	Business and secretarial schools	**	**	**	**	52	60 058	22 038	5 111	1 500
8249	Vocational schools, except vocational high schools, n.e.c.	**	**	**	**	96	65 726	22 914	5 157	1 501
829	Schools and educational services, n.e.c.	**	**	**	**	362	95 146	31 773	7 363	2 861
891	Engineering, architectural, and surveying services	††	††	††	††	1 492	2 393 754	1 039 657	246 435	34 432
891 pt.	Architectural services	**	**	**	**	555	427 505	154 508	35 325	6 076
891 pt.	Engineering services	**	**	**	**	829	1 936 604	871 887	208 083	27 620
891 pt.	Surveying services	**	**	**	**	108	29 645	13 262	3 027	736
893	Accounting, auditing, and bookkeeping services	††	††	††	††	2 201	1 342 040	544 214	130 847	26 879

Table 4a. Summary Statistics for Firms Subject to Federal Income Tax for Standard Metropolitan Statistical Areas: 1982—Con.

[For meaning of abbreviations and symbols, see introductory text. For explanation of terms and comparability of 1977 and 1982 censuses, see appendix A. For definitions of SMSA's, see appendix D.]

SIC code	Geographic area and kind of business or operation	All establishments				Establishments with payroll				
		Number	Receipts (\$1,000)	Unincorporated businesses or operations		Number	Receipts (\$1,000)	Annual payroll (\$1,000)	First quarter payroll (\$1,000)	Paid employees for pay period including March 12 (number)
				Individual proprietorships (number)	Partnerships (number)					
NEW YORK, N.Y.-N.J., SMSA—Con.										
83, 892, 9	Social and other services -----	††	††	††	††	1 250	354 556	136 686	31 118	11 471
83	Social services-----	**	**	**	**	649	217 701	83 920	18 372	9 308
835	Child day care services-----	**	**	**	**	346	54 939	25 360	5 713	3 254
832, 3, 6, 9	Other social services-----	**	**	**	**	303	162 762	58 560	12 659	6 054
832	Individual and family social services-----	**	**	**	**	109	51 095	19 327	3 512	2 194
833	Job training and vocational rehabilitation services-----	**	**	**	**	33	19 724	6 714	1 695	530
836	Residential care-----	**	**	**	**	85	73 270	24 723	5 590	2 667
839	Social services, n.e.c.-----	**	**	**	**	76	18 673	7 796	1 862	663
892, 9	Other services-----	**	**	**	**	601	136 855	52 766	12 746	2 163
892	Noncommercial educational, scientific, and research organizations-----	**	**	**	**	21	7 017	2 959	734	144
899	Services, n.e.c.-----	**	**	**	**	580	129 838	49 807	12 012	2 019
NEWBURGH-MIDDLETOWN SMSA										
	Total -----	††	††	††	††	1 326	276 936	97 427	23 814	7 687
70	Hotels, motels, and other lodging places -----	††	††	††	††	58	15 784	4 104	710	547
7011	Hotels, motor hotels, and motels-----	††	††	††	††	48	14 165	3 696	657	523
7011 pt.	Hotels-----	††	††	††	††	9	2 828	718	69	54
7011 pt.	Motels, motor hotels, and tourist courts-----	††	††	††	††	39	11 337	2 978	588	469
702, 3, 4	Other lodging places-----	††	††	††	††	10	1 619	408	53	24
72	Personal services -----	††	††	††	††	180	25 549	7 876	1 860	796
721	Laundry, cleaning, and garment services-----	††	††	††	††	44	15 238	4 991	1 152	437
7215	Coin-operated laundries and dry cleaning-----	††	††	††	††	13	1 336	290	60	50
721 ex. 7215	Other laundry, cleaning, and garment services-----	††	††	††	††	31	13 902	4 701	1 092	387
7211	Power laundries, family and commercial*-----	**	**	**	**	1	(D)	(D)	(D)	(D)
7216	Dry-cleaning plants, except rug cleaning*-----	**	**	**	**	21	2 788	1 214	289	126
Other 721	Laundry and cleaning services, n.e.c.*-----	**	**	**	**	9	(D)	(D)	(D)	(D)
722	Photographic studios, portrait-----	††	††	††	††	3	200	48	11	3
723, 4	Beauty and barber shops-----	††	††	††	††	92	3 508	1 359	329	238
723	Beauty shops-----	††	††	††	††	86	3 179	1 202	290	212
724	Barber shops-----	††	††	††	††	6	329	157	39	26
725	Shoe repair, shoe shine, and hat-cleaning shops-----	††	††	††	††	-	-	-	-	-
726	Funeral service and crematories-----	††	††	††	††	27	5 269	1 052	286	76
729	Miscellaneous personal services-----	††	††	††	††	14	1 334	426	82	42
73	Business services -----	††	††	††	††	163	43 587	14 884	3 881	1 401
731	Advertising-----	††	††	††	††	7	(D)	(D)	(D)	(D)
734	Services to dwellings and other buildings-----	††	††	††	††	30	3 799	1 835	409	264
737	Computer and data processing services-----	††	††	††	††	10	8 538	3 366	892	249
7392	Management, consulting, and public relations services-----	††	††	††	††	38	9 389	3 266	907	301
7394	Equipment rental and leasing services-----	††	††	††	††	12	1 733	522	102	36
Other 73	Other business services-----	††	††	††	††	66	(D)	(D)	(D)	(D)
75	Automotive repair, services, and garages -----	††	††	††	††	146	31 363	6 363	1 527	603
751	Automotive rental and leasing, without drivers-----	††	††	††	††	6	5 189	425	96	31
752	Automobile parking-----	††	††	††	††	1	(D)	(D)	(D)	(D)
753	Automotive repair shops-----	††	††	††	††	127	24 485	5 517	1 331	497
7538	General automotive repair shops-----	††	††	††	††	62	14 707	2 836	705	255
7531	Top and body repair shops-----	††	††	††	††	39	5 077	1 414	328	130
7534, 5, 9	Other automotive repair shops-----	††	††	††	††	26	4 701	1 267	298	112
754	Automotive services, except repair-----	††	††	††	††	12	(D)	(D)	(D)	(D)
76	Miscellaneous repair services -----	††	††	††	††	49	7 873	2 981	678	179
762	Electrical and electronic repair shops-----	††	††	††	††	19	3 589	1 660	352	92
7622	Radio and TV repair shops-----	††	††	††	††	5	404	104	23	12
7623, 9	Other electrical and electronic repair shops-----	††	††	††	††	14	3 185	1 556	329	80
764	Reupholstery and furniture repair-----	††	††	††	††	6	1 033	411	102	21
763, 9	Other repair shops and related services-----	††	††	††	††	24	3 251	910	224	66
78, 79	Amusement and recreation services, including motion pictures -----	††	††	††	††	60	12 467	3 455	849	395
781, 2	Motion picture production, distribution, and services-----	††	††	††	††	4	1 712	558	122	25
783	Motion picture theaters-----	††	††	††	††	10	1 955	440	98	86
792	Producers, orchestras, and entertainers-----	††	††	††	††	5	1 874	622	155	33
793	Bowling alleys and billiards and pool establishments-----	††	††	††	††	9	2 088	642	164	110
79 ex. 792, 3	Commercial sports and other amusement and recreation services-----	††	††	††	††	32	4 838	1 193	310	141
80, ex. 806	Health services, except hospitals -----	††	††	††	††	376	89 583	37 707	9 761	2 538
801	Offices of physicians-----	††	††	††	††	203	55 784	24 896	6 775	1 024
802	Offices of dentists-----	††	††	††	††	117	16 790	5 417	1 322	492
803	Offices of osteopathic physicians-----	††	††	††	††	2	(D)	(D)	(D)	(D)
8041	Offices of chiropractors-----	††	††	††	††	9	624	95	22	17
8042	Offices of optometrists-----	††	††	††	††	16	(D)	(D)	(D)	(D)
805	Nursing and personal care facilities-----	††	††	††	††	7	9 107	4 097	859	450
8049, 807, 8, 9	Other health services-----	††	††	††	††	22	3 997	2 210	520	486
81	Legal services -----	††	††	††	††	173	28 130	10 062	2 200	592

Table 4a. Summary Statistics for Firms Subject to Federal Income Tax for Standard Metropolitan Statistical Areas: 1982—Con.

[For meaning of abbreviations and symbols, see introductory text. For explanation of terms and comparability of 1977 and 1982 censuses, see appendix A. For definitions of SMSA's, see appendix D]

SIC code	Geographic area and kind of business or operation	All establishments				Establishments with payroll				
		Number	Receipts (\$1,000)	Unincorporated businesses or operations		Number	Receipts (\$1,000)	Annual payroll (\$1,000)	First quarter payroll (\$1,000)	Paid employees for pay period including March 12 (number)
				Individual proprietorships (number)	Partnerships (number)					
NEWBURGH-MIDDLETOWN SMSA—Con.										
823, 4, 9	Selected educational services.....	††	††	††	††	7	924	407	105	44
891	Engineering, architectural, and surveying services.....	††	††	††	††	47	12 590	5 466	1 258	292
893	Accounting, auditing, and bookkeeping services.....	††	††	††	††	36	6 707	3 168	775	156
83, 892, 9	Social and other services.....	††	††	††	††	31	2 379	954	210	144
83	Social services.....	**	**	**	**	19	1 885	798	174	132
892, 9	Other services.....	**	**	**	**	12	494	156	36	12
POUGHKEEPSIE SMSA										
	Total.....	††	††	††	††	1 152	261 307	98 602	22 890	8 176
70	Hotels, motels, and other lodging places.....	††	††	††	††	34	15 858	3 262	633	418
7011	Hotels, motor hotels, and motels.....	††	††	††	††	22	13 030	2 679	515	386
7011 pt.	Hotels.....	††	††	††	††	6	4 643	1 019	180	136
7011 pt.	Motels, motor hotels, and tourist courts.....	††	††	††	††	16	8 387	1 660	335	250
702, 3, 4	Other lodging places.....	††	††	††	††	12	2 828	583	118	32
72	Personal services.....	††	††	††	††	163	16 108	5 232	1 273	739
721	Laundry, cleaning, and garment services.....	††	††	††	††	46	5 784	1 837	441	235
7215	Coin-operated laundries and dry cleaning.....	††	††	††	††	13	794	150	36	33
721 ex. 7215	Other laundry, cleaning, and garment services.....	††	††	††	††	33	4 990	1 687	405	202
7211	Power laundries, family and commercial*.....	**	**	**	**	2	(D)	(D)	(D)	(D)
7216	Dry-cleaning plants, except rug cleaning*.....	**	**	**	**	22	2 884	973	230	133
Other 721	Laundry and cleaning services, n.e.c.*.....	**	**	**	**	9	(D)	(D)	(D)	(D)
722	Photographic studios, portrait.....	††	††	††	††	3	796	144	38	28
723, 4	Beauty and barber shops.....	††	††	††	††	79	4 455	1 869	424	284
723	Beauty shops.....	††	††	††	††	74	4 302	1 805	408	272
724	Barber shops.....	††	††	††	††	5	153	64	16	12
725	Shoe repair, shoe shine, and hat-cleaning shops.....	††	††	††	††	-	-	-	-	-
726	Funeral service and crematories.....	††	††	††	††	19	2 734	705	158	59
729	Miscellaneous personal services.....	††	††	††	††	16	2 339	677	212	133
73	Business services.....	††	††	††	††	154	40 096	19 344	4 802	1 941
731	Advertising.....	††	††	††	††	9	2 202	767	268	36
734	Services to dwellings and other buildings.....	††	††	††	††	32	10 111	6 657	1 977	906
737	Computer and data processing services.....	††	††	††	††	8	2 780	1 105	298	83
7392	Management, consulting, and public relations services.....	††	††	††	††	21	1 321	595	123	48
7394	Equipment rental and leasing services.....	††	††	††	††	17	4 773	1 379	217	74
Other 73	Other business services.....	††	††	††	††	67	18 909	8 841	1 919	794
75	Automotive repair, services, and garages.....	††	††	††	††	113	28 342	6 113	1 363	515
751	Automotive rental and leasing, without drivers.....	††	††	††	††	5	(D)	(D)	(D)	(D)
752	Automobile parking.....	††	††	††	††	2	(D)	(D)	(D)	(D)
753	Automotive repair shops.....	††	††	††	††	97	18 027	4 689	1 035	383
7538	General automotive repair shops.....	††	††	††	††	47	6 640	1 501	330	128
7531	Top and body repair shops.....	††	††	††	††	28	5 807	1 473	340	134
7534, 5, 9	Other automotive repair shops.....	††	††	††	††	22	5 580	1 715	365	121
754	Automotive services, except repair.....	††	††	††	††	9	2 024	268	67	35
76	Miscellaneous repair services.....	††	††	††	††	38	5 133	1 475	317	122
762	Electrical and electronic repair shops.....	††	††	††	††	7	1 064	284	66	24
7622	Radio and TV repair shops.....	††	††	††	††	2	(D)	(D)	(D)	(D)
7623, 9	Other electrical and electronic repair shops.....	††	††	††	††	5	(D)	(D)	(D)	(D)
764	Reupholstery and furniture repair.....	††	††	††	††	5	258	74	13	8
763, 9	Other repair shops and related services.....	††	††	††	††	26	3 811	1 117	238	90
78, 79	Amusement and recreation services, including motion pictures.....	††	††	††	††	61	11 651	2 875	621	399
781, 2	Motion picture production, distribution, and services.....	††	††	††	††	1	(D)	(D)	(D)	(D)
783	Motion picture theaters.....	††	††	††	††	9	2 452	521	93	77
792	Producers, orchestras, and entertainers.....	††	††	††	††	3	(D)	(D)	(D)	(D)
793	Bowling alleys and billiards and pool establishments.....	††	††	††	††	8	2 739	679	176	110
79 ex. 792, 3	Commercial sports and other amusement and recreation services.....	††	††	††	††	40	5 483	1 486	310	204
80, ex. 806	Health services, except hospitals.....	††	††	††	††	360	97 977	42 380	9 907	2 675
801	Offices of physicians.....	††	††	††	††	168	47 093	23 273	5 607	820
802	Offices of dentists.....	††	††	††	††	118	19 126	5 963	1 606	501
803	Offices of osteopathic physicians.....	††	††	††	††	-	-	-	-	-
8041	Offices of chiropractors.....	††	††	††	††	14	1 545	371	79	38
8042	Offices of optometrists.....	††	††	††	††	19	2 514	480	107	55
805	Nursing and personal care facilities.....	††	††	††	††	7	15 150	6 896	1 267	652
8049, 807, 8, 9	Other health services.....	††	††	††	††	34	12 549	5 397	1 241	609
81	Legal services.....	††	††	††	††	113	19 884	6 012	1 154	388
823, 4, 9	Selected educational services.....	††	††	††	††	7	1 203	276	71	33
891	Engineering, architectural, and surveying services.....	††	††	††	††	36	12 820	7 039	1 700	390

Table 4a. Summary Statistics for Firms Subject to Federal Income Tax for Standard Metropolitan Statistical Areas: 1982—Con.

[For meaning of abbreviations and symbols, see introductory text. For explanation of terms and comparability of 1977 and 1982 censuses, see appendix A. For definitions of SMSA's, see appendix D.]

SIC code	Geographic area and kind of business or operation	All establishments				Establishments with payroll				
		Number	Receipts (\$1,000)	Unincorporated businesses or operations		Number	Receipts (\$1,000)	Annual payroll (\$1,000)	First quarter payroll (\$1,000)	Paid employees for pay period including March 12 (number)
				Individual proprietorships (number)	Partnerships (number)					
POUGHKEEPSIE SMSA—Con.										
893	Accounting, auditing, and bookkeeping services	††	††	††	††	29	5 044	1 971	461	146
83, 892, 9	Social and other services	††	††	††	††	44	7 191	2 623	588	410
83	Social services	**	**	**	**	36	6 192	2 323	531	397
892, 9	Other services	**	**	**	**	8	999	300	57	13
ROCHESTER SMSA										
	Total	††	††	††	††	4 408	1 293 197	485 132	115 127	38 865
70	Hotels, motels, and other lodging places	††	††	††	††	82	53 753	15 052	3 397	2 041
7011	Hotels, motor hotels, and motels	††	††	††	††	66	52 521	14 802	3 334	2 004
7011 pt.	Hotels	††	††	††	††	20	34 462	10 309	2 384	1 412
7011 pt.	Hotels, 25 guestrooms or more	**	**	**	**	12	33 919	10 187	2 351	1 393
7011 pt.	Hotels, less than 25 guestrooms	**	**	**	**	8	543	122	33	19
7011 pt.	Motels, motor hotels, and tourist courts	††	††	††	††	46	18 059	4 493	950	592
7011 pt.	Motels, tourist courts	**	**	**	**	40	13 174	3 166	710	458
7011 pt.	Motor hotels	**	**	**	**	6	4 885	1 327	240	134
702, 3, 4	Other lodging places	††	††	††	††	16	1 232	250	63	37
703	Trailer parks and camps	††	††	††	††	9	567	78	20	11
702, 4	Rooming, boarding, and membership lodging	††	††	††	††	7	665	172	43	26
72	Personal services	††	††	††	††	631	100 296	36 782	8 648	4 037
721	Laundry, cleaning, and garment services	††	††	††	††	137	45 232	16 032	3 730	1 684
7215	Coin-operated laundries and dry cleaning	††	††	††	††	38	5 379	1 222	299	187
721 ex. 7215	Other laundry, cleaning, and garment services	††	††	††	††	99	39 853	14 810	3 431	1 497
7211	Power laundries, family and commercial*	**	**	**	**	4	472	201	47	30
7216	Dry-cleaning plants, except rug cleaning*	**	**	**	**	54	11 565	4 733	1 065	606
Other 721	Laundry and cleaning services, n.e.c.*	**	**	**	**	41	27 816	9 876	2 319	861
7212	Garment pressing and agents for laundries and dry cleaners	**	**	**	**	12	2 390	949	213	118
7213	Linen supply*	**	**	**	**	7	12 226	4 251	1 021	350
7217	Carpet and upholstery cleaning	**	**	**	**	7	807	338	61	32
7218	Industrial launderers*	**	**	**	**	10	12 013	4 208	994	342
7214, 9	Other laundry, garment services, including diaper*	**	**	**	**	5	380	130	30	19
722	Photographic studios, portrait	††	††	††	††	27	3 912	890	197	93
723, 4	Beauty and barber shops	††	††	††	††	304	24 070	10 354	2 391	1 111
723	Beauty shops	††	††	††	††	271	22 912	9 884	2 281	1 044
724	Barber shops	††	††	††	††	33	1 158	470	110	67
725	Shoe repair, shoe shine, and hat-cleaning shops	††	††	††	††	8	837	217	45	24
726	Funeral service and crematories	††	††	††	††	77	13 138	3 165	781	188
729	Miscellaneous personal services	††	††	††	††	78	13 107	6 124	1 504	937
73	Business services	††	††	††	††	675	355 397	150 170	37 417	12 170
731	Advertising	††	††	††	††	50	22 672	10 140	2 430	479
7311	Advertising agencies	**	**	**	**	40	17 081	7 672	1 882	336
7312	Outdoor advertising services	**	**	**	**	1	(D)	(D)	(D)	(D)
7313	Radio, TV, publishers' advertising representatives	**	**	**	**	4	(D)	(D)	(D)	(D)
7319	Advertising, n.e.c.	**	**	**	**	5	(D)	(D)	(D)	(D)
734	Services to dwellings and other buildings	††	††	††	††	81	17 364	9 165	2 272	1 557
7341	Window cleaning	**	**	**	**	5	535	292	52	18
7342	Disinfecting and exterminating services	**	**	**	**	7	1 812	679	190	64
7349	Cleaning and maintenance services, n.e.c.	**	**	**	**	69	15 017	8 194	2 030	1 475
737	Computer and data processing services	††	††	††	††	82	58 318	20 768	4 931	1 004
7372	Computer programming and other software services	**	**	**	**	41	29 361	11 876	2 880	501
7374	Data processing services	**	**	**	**	24	17 626	4 782	1 127	315
7379	Computer related services, n.e.c.	**	**	**	**	17	11 331	4 110	924	188
7392	Management, consulting, and public relations services	††	††	††	††	96	31 152	11 454	2 855	908
7394	Equipment rental and leasing services	††	††	††	††	44	17 419	4 596	1 108	345
Other 73	Other business services	††	††	††	††	322	208 472	94 047	23 821	7 877
732	Credit reporting, collection agencies	**	**	**	**	14	6 535	2 479	555	166
7331	Direct mail advertising services	**	**	**	**	4	(D)	(D)	(D)	(D)
7332	Blueprinting and photocopying services	**	**	**	**	9	3 795	805	163	44
7333	Commercial photography, art, and graphics	**	**	**	**	67	15 371	5 120	1 115	267
7339	Stenographic services; and reproduction services, n.e.c.	**	**	**	**	15	1 423	403	81	36
736	Personnel supply services	**	**	**	**	68	40 679	30 044	7 541	3 640
7361	Employment agencies	**	**	**	**	39	(D)	(D)	(D)	(D)
7362	Help supply services	**	**	**	**	28	31 473	24 272	6 188	2 741
7369	Facilities management services	**	**	**	**	1	(D)	(D)	(D)	(D)
7391	Research and development laboratories	**	**	**	**	8	(D)	(D)	(D)	(D)
7397	Testing laboratories and facilities	**	**	**	**	8	2 043	893	189	58
7393	Detective agencies and protective services	**	**	**	**	29	16 343	9 586	2 216	1 071
7395	Photofinishing laboratories*	**	**	**	**	15	79 282	28 636	7 719	1 526
7399 pt.	Sign painting shops	**	**	**	**	8	1 088	395	95	26
7399 pt.	Interior designing	**	**	**	**	8	3 491	658	161	49
7399 pt.	Telephone answering services	**	**	**	**	6	(D)	(D)	(D)	(D)
735, 7396, 7399 pt.	Other business services, n.e.c.	**	**	**	**	63	26 823	10 257	2 918	659

Table 4a. Summary Statistics for Firms Subject to Federal Income Tax for Standard Metropolitan Statistical Areas: 1982—Con.

[For meaning of abbreviations and symbols, see introductory text. For explanation of terms and comparability of 1977 and 1982 censuses, see appendix A. For definitions of SMSA's, see appendix D.]

SIC code	Geographic area and kind of business or operation	All establishments				Establishments with payroll				
		Number	Receipts (\$1,000)	Unincorporated businesses or operations		Number	Receipts (\$1,000)	Annual payroll (\$1,000)	First quarter payroll (\$1,000)	Paid employees for pay period including March 12 (number)
				Individual proprietorships (number)	Partnerships (number)					
ROCHESTER SMSA—Con.										
75	Automotive repair, services, and garages.....	††	††	††	††	386	103 104	23 837	5 458	1 864
751	Automotive rental and leasing, without drivers.....	††	††	††	††	23	26 137	4 808	1 169	337
752	Automobile parking.....	††	††	††	††	47	8 637	1 188	267	141
7523	Parking lots.....	††	††	††	††	38	5 170	805	185	81
7525	Parking structures.....	9	3 467	383	82	60
753	Automotive repair shops.....	††	††	††	††	281	64 023	16 491	3 694	1 220
7538	General automotive repair shops.....	††	††	††	††	140	24 011	6 375	1 483	493
7538 pt.	General automotive repair shops, except diesel.....	††	††	††	††	133	21 037	5 408	1 219	432
7538 pt.	Diesel repair shops.....	7	2 974	967	264	61
7531	Top and body repair shops.....	††	††	††	††	63	14 162	4 198	921	306
7534, 5, 9	Other automotive repair shops.....	††	††	††	††	78	25 850	5 918	1 290	421
7534	Tire retreading and repair shops.....	5	3 360	742	174	50
7535	Paint shops.....	10	1 240	351	75	26
7539 pt.	Auto electrical and fuel system services.....	5	(D)	(D)	(D)	(D)
7539 pt.	Radiator repair.....	6	1 725	403	99	37
7539 pt.	Glass replacement and repair.....	10	2 676	684	177	54
7539 pt.	Brake, front end, and wheel alignment.....	5	2 686	352	63	41
7539 pt.	Exhaust system services (muffler shops).....	22	9 061	1 827	378	113
7539 pt.	Transmission repair shops.....	10	2 198	726	155	47
7539 pt.	Other automotive repair shops, n.e.c.....	5	(D)	(D)	(D)	(D)
754	Automotive services, except repair.....	††	††	††	††	35	4 307	1 350	328	166
7542	Car washes.....	22	2 168	751	178	112
7549	Other automotive services.....	13	2 139	599	150	54
76	Miscellaneous repair services.....	††	††	††	††	178	33 731	10 341	2 463	752
762	Electrical and electronic repair shops.....	††	††	††	††	57	13 024	4 424	1 049	293
7622	Radio and TV repair shops.....	††	††	††	††	24	6 372	1 958	439	137
7623, 9	Other electrical and electronic repair shops.....	††	††	††	††	33	6 652	2 466	610	156
7623	Refrigeration and air-conditioning repair shops.....	10	1 875	591	131	28
7629	Electrical and electronic repair shops, n.e.c.....	23	4 777	1 875	479	128
764	Reupholstery and furniture repair.....	††	††	††	††	26	3 005	1 038	240	103
763, 9	Other repair shops and related services.....	††	††	††	††	95	17 702	4 879	1 174	356
763	Watch, clock, and jewelry repair.....	5	1 050	300	66	22
769	Miscellaneous repair and related services.....	90	16 652	4 579	1 108	334
7692	Welding repair.....	14	1 346	443	99	32
7694	Armature rewinding shops.....	3	(D)	(D)	(D)	(D)
7699	Repair shops and related services, n.e.c.....	73	(D)	(D)	(D)	(D)
78, 79	Amusement and recreation services, including motion pictures.....	††	††	††	††	262	78 732	20 087	4 406	2 729
781, 2	Motion picture production, distribution, and services.....	††	††	††	††	8	1 596	554	91	24
783	Motion picture theaters.....	††	††	††	††	30	10 688	1 352	308	272
7832	Motion picture theaters, except drive-in.....	22	10 071	1 175	269	239
7833	Drive-in motion picture theaters.....	8	617	177	39	33
792	Producers, orchestras, and entertainers.....	††	††	††	††	15	4 146	1 268	253	48
7922	Theatrical producers (except motion picture) and miscellaneous theatrical services.....	5	793	220	56	22
7929	Bands, orchestras, actors, and other entertainers and entertainment groups.....	10	3 353	1 048	197	26
793	Bowling alleys and billiards and pool establishments.....	††	††	††	††	47	16 697	4 524	1 301	832
7932	Billiard and pool establishments.....	††	††	††	††	1	(D)	(D)	(D)	(D)
7933	Bowling alleys.....	††	††	††	††	46	(D)	(D)	(D)	(D)
79 ex. 792, 3	Commercial sports and other amusement and recreation services.....	††	††	††	††	162	45 605	12 389	2 453	1 553
794	Commercial sports.....	††	††	††	††	20	14 135	4 198	647	262
7941	Professional sports clubs, managers, promoters.....	††	††	††	††	6	(D)	(D)	(D)	(D)
7948	Racing, including track operation.....	††	††	††	††	14	(D)	(D)	(D)	(D)
79 ex. 792, 3, 4	Other amusement and recreation services.....	††	††	††	††	142	31 470	8 191	1 806	1 291
791	Dance halls, studios, and schools.....	15	(D)	(D)	(D)	(D)
7992	Public golf courses.....	15	3 709	973	139	93
7993	Coin-operated amusement device operators.....	19	6 932	1 206	272	98
7996	Amusement parks.....	2	(D)	(D)	(D)	(D)
7997	Membership sports and recreation clubs.....	42	10 614	3 126	593	389
7999	Amusement and recreation services, n.e.c.....	49	7 289	1 819	664	621
7999 pt.	Concession operators of amusement devices, rides.....	5	444	38	10	6
7999 pt.	Carnivals, circuses, and fairs.....	-	-	-	-	-
7999 pt.	Other commercial recreation and amusements.....	44	6 845	1 781	654	615

Table 4a. **Summary Statistics for Firms Subject to Federal Income Tax for Standard Metropolitan Statistical Areas: 1982—Con.**

[For meaning of abbreviations and symbols, see introductory text. For explanation of terms and comparability of 1977 and 1982 censuses, see appendix A. For definitions of SMSA's, see appendix D]

SIC code	Geographic area and kind of business or operation	All establishments				Establishments with payroll				
		Number	Receipts (\$1,000)	Unincorporated businesses or operations		Number	Receipts (\$1,000)	Annual payroll (\$1,000)	First quarter payroll (\$1,000)	Paid employees for pay period including March 12 (number)
				Individual proprietorships (number)	Partnerships (number)					
ROCHESTER SMSA—Con.										
80, ex. 806	Health services, except hospitals	††	††	††	††	1 261	307 232	127 277	29 730	8 625
801	Offices of physicians	††	††	††	††	642	151 933	69 905	16 705	2 721
802	Offices of dentists	††	††	††	††	433	69 671	22 490	5 053	1 968
803	Offices of osteopathic physicians	††	††	††	††	4	465	199	44	11
8041	Offices of chiropractors	††	††	††	††	26	2 878	685	176	88
8042	Offices of optometrists	††	††	††	††	49	5 833	1 426	371	110
805	Nursing and personal care facilities	††	††	††	††	33	51 116	24 266	5 517	2 901
8049, 807, 8, 9	Other health services	††	††	††	††	74	25 336	8 306	1 864	826
807	Medical and dental laboratories	††	††	††	††	26	7 010	2 711	587	210
8071	Medical laboratories	††	††	††	††	9	3 610	1 130	238	90
8072	Dental laboratories	††	††	††	††	17	3 400	1 581	349	120
8049, 808, 9	Other health services, n.e.c.	††	††	††	††	48	18 326	5 595	1 277	616
81	Legal services	††	††	††	††	496	112 740	35 559	8 161	2 230
823, 4, 9	Selected educational services	††	††	††	††	25	5 053	1 948	440	187
823	Libraries and information centers	**	**	**	**	-	-	-	-	-
824	Correspondence schools and vocational schools	**	**	**	**	6	1 587	582	129	54
829	Schools and educational services, n.e.c.	**	**	**	**	19	3 466	1 366	311	133
891	Engineering, architectural, and surveying services	††	††	††	††	127	58 387	29 792	7 166	1 406
891 pt.	Architectural services	**	**	**	**	38	14 306	6 066	1 398	287
891 pt.	Engineering services	**	**	**	**	68	42 177	22 863	5 593	1 589
891 pt.	Surveying services	**	**	**	**	21	1 904	863	175	61
893	Accounting, auditing, and bookkeeping services	††	††	††	††	167	62 301	25 585	5 911	1 627
83, 892, 9	Social and other services	††	††	††	††	118	22 471	8 702	1 930	1 197
83	Social services	**	**	**	**	92	19 723	7 832	1 792	1 149
835	Child day care services	**	**	**	**	51	4 026	1 912	466	374
832, 3, 6, 9	Other social services	**	**	**	**	41	15 697	5 920	1 326	775
892, 9	Other services	**	**	**	**	26	2 748	870	138	48
SYRACUSE SMSA										
	Total	††	††	††	††	2 930	844 107	312 971	73 252	25 108
70	Hotels, motels, and other lodging places	††	††	††	††	73	48 617	13 307	3 447	1 968
7011	Hotels, motor hotels, and motels	††	††	††	††	57	46 954	12 615	3 264	1 908
7011 pt.	Hotels	††	††	††	††	21	28 782	7 930	1 865	1 077
7011 pt.	Hotels, 25 guestrooms or more	**	**	**	**	13	28 303	7 874	1 857	1 067
7011 pt.	Hotels, less than 25 guestrooms	**	**	**	**	8	479	56	8	10
7011 pt.	Motels, motor hotels, and tourist courts	††	††	††	††	36	18 172	4 685	1 399	831
7011 pt.	Motels, tourist courts	**	**	**	**	33	11 132	2 960	777	458
7011 pt.	Motor hotels	**	**	**	**	3	7 040	1 725	622	373
702, 3, 4	Other lodging places	††	††	††	††	16	1 663	692	183	60
703	Trailer parks and camps	††	††	††	††	4	(D)	(D)	(D)	(D)
702, 4	Rooming, boarding, and membership lodging	††	††	††	††	12	(D)	(D)	(D)	(D)
72	Personal services	††	††	††	††	390	61 063	19 479	4 556	2 506
721	Laundry, cleaning, and garment services	††	††	††	††	92	29 381	9 616	2 151	1 085
7215	Coin-operated laundries and dry cleaning	††	††	††	††	23	2 233	375	90	80
721 ex. 7215	Other laundry, cleaning, and garment services	††	††	††	††	69	27 148	9 241	2 061	985
7211	Power laundries, family and commercial*	**	**	**	**	-	-	-	-	-
7216	Dry-cleaning plants, except rug cleaning*	**	**	**	**	50	7 484	3 036	710	424
Other 721	Laundry and cleaning services, n.e.c.*	**	**	**	**	19	19 664	6 205	1 351	561
7212	Garment pressing and agents for laundries and dry cleaners	**	**	**	**	2	(D)	(D)	(D)	(D)
7213	Linen supply*	**	**	**	**	5	7 651	2 513	510	221
7217	Carpet and upholstery cleaning	**	**	**	**	6	(D)	(D)	(D)	(D)
7218	Industrial laundries*	**	**	**	**	3	9 147	2 710	641	249
7214, 9	Other laundry, garment services, including diaper*	**	**	**	**	3	(D)	(D)	(D)	(D)
722	Photographic studios, portrait	††	††	††	††	20	5 326	1 185	332	155
723, 4	Beauty and barber shops	††	††	††	††	174	10 993	4 738	1 074	669
723	Beauty shops	††	††	††	††	158	10 281	4 405	1 005	628
724	Barber shops	††	††	††	††	16	712	333	69	41
725	Shoe repair, shoe shine, and hat-cleaning shops	††	††	††	††	6	326	77	18	12
726	Funeral service and crematories	††	††	††	††	54	9 734	2 008	487	162
729	Miscellaneous personal services	††	††	††	††	44	5 303	1 855	494	443

Table 4a. Summary Statistics for Firms Subject to Federal Income Tax for Standard Metropolitan Statistical Areas: 1982—Con.

[For meaning of abbreviations and symbols, see introductory text. For explanation of terms and comparability of 1977 and 1982 censuses, see appendix A. For definitions of SMSA's, see appendix D.]

SIC code	Geographic area and kind of business or operation	All establishments				Establishments with payroll				
		Number	Receipts (\$1,000)	Unincorporated businesses or operations		Number	Receipts (\$1,000)	Annual payroll (\$1,000)	First quarter payroll (\$1,000)	Paid employees for pay period including March 12 (number)
				Individual proprietorships (number)	Partnerships (number)					
SYRACUSE SMSA—Con.										
73	Business services	††	††	††	††	459	195 032	85 519	19 819	8 298
731	Advertising	††	††	††	††	39	15 245	7 334	1 686	379
7311	Advertising agencies	32	(D)	(D)	(D)	(D)
7312	Outdoor advertising services	1	(D)	(D)	(D)	(D)
7313	Radio, TV, publishers' advertising representatives	4	(D)	(D)	(D)	(D)
7319	Advertising, n.e.c.	2	(D)	(D)	(D)	(D)
734	Services to dwellings and other buildings	††	††	††	††	75	16 203	8 027	1 872	1 286
7341	Window cleaning	6	(D)	(D)	(D)	(D)
7342	Disinfecting and exterminating services	7	816	341	77	35
7349	Cleaning and maintenance services, n.e.c.	62	(D)	(D)	(D)	(D)
737	Computer and data processing services	††	††	††	††	38	(D)	(D)	(D)	(D)
7372	Computer programming and other software services	13	8 638	3 414	798	147
7374	Data processing services	12	10 836	4 045	1 284	332
7379	Computer related services, n.e.c.	13	(D)	(D)	(D)	(D)
7392	Management, consulting, and public relations services	††	††	††	††	66	28 627	13 708	2 976	831
7394	Equipment rental and leasing services	††	††	††	††	30	25 320	5 499	1 132	270
Other 73	Other business services	††	††	††	††	211	82 768	42 663	9 883	5 013
732	Credit reporting, collection agencies	17	7 728	2 932	680	250
7331	Direct mail advertising services	1	(D)	(D)	(D)	(D)
7332	Blueprinting and photocopying services	3	363	101	25	13
7333	Commercial photography, art, and graphics	26	8 096	2 115	454	129
7339	Stenographic services; and reproduction services, n.e.c.	11	1 878	677	138	72
736	Personnel supply services	50	23 465	16 287	3 652	2 309
7361	Employment agencies	27	5 000	2 734	631	310
7362	Help supply services	23	18 465	13 553	3 021	1 999
7369	Facilities management services	-	-	-	-	-
7391	Research and development laboratories	4	(D)	(D)	(D)	(D)
7397	Testing laboratories and facilities	5	890	417	98	26
7393	Detective agencies and protective services	23	18 470	11 839	2 940	1 430
7395	Photofinishing laboratories*	11	6 637	1 841	396	203
7399 pt.	Sign painting shops	2	(D)	(D)	(D)	(D)
7399 pt.	Interior designing	3	559	153	29	11
7399 pt.	Telephone answering services	8	756	301	75	51
735, 7396, 7399 pt.	Other business services, n.e.c.	47	11 179	4 698	1 108	453
75	Automotive repair, services, and garages	††	††	††	††	291	85 574	18 372	4 112	1 444
751	Automotive rental and leasing, without drivers	††	††	††	††	24	31 935	5 132	1 308	384
752	Automobile parking	††	††	††	††	62	6 695	912	200	105
7523	Parking lots	49	(D)	(D)	(D)	(D)
7525	Parking structures	13	(D)	(D)	(D)	(D)
753	Automotive repair shops	††	††	††	††	185	44 026	11 423	2 431	870
7538	General automotive repair shops	97	14 919	3 788	811	311
7538 pt.	General automotive repair shops, except diesel	90	12 901	3 306	702	268
7538 pt.	Diesel repair shops	7	2 018	482	109	43
7531	Top and body repair shops	††	††	††	††	41	6 708	1 984	451	161
7534, 5, 9	Other automotive repair shops	††	††	††	††	47	22 399	5 651	1 169	398
7534	Tire retreading and repair shops	2	(D)	(D)	(D)	(D)
7535	Paint shops	8	1 894	652	151	59
7539 pt.	Auto electrical and fuel system services	1	(D)	(D)	(D)	(D)
7539 pt.	Radiator repair	4	1 131	301	64	27
7539 pt.	Glass replacement and repair	2	(D)	(D)	(D)	(D)
7539 pt.	Brake, front end, and wheel alignment	7	3 821	970	215	71
7539 pt.	Exhaust system services (muffler shops)	14	(D)	(D)	(D)	(D)
7539 pt.	Transmission repair shops	7	1 482	400	94	33
7539 pt.	Other automotive repair shops, n.e.c.	2	(D)	(D)	(D)	(D)
754	Automotive services, except repair	††	††	††	††	20	2 918	905	173	85
7542	Car washes	13	1 420	333	64	44
7549	Other automotive services	7	1 498	572	109	41
76	Miscellaneous repair services	††	††	††	††	119	30 876	10 468	2 590	692
762	Electrical and electronic repair shops	††	††	††	††	37	11 506	4 612	1 218	271
7622	Radio and TV repair shops	12	4 918	2 145	656	117
7623, 9	Other electrical and electronic repair shops	25	6 588	2 467	562	154
7623	Refrigeration and air-conditioning repair shops	8	1 491	423	99	22
7629	Electrical and electronic repair shops, n.e.c.	17	5 097	2 044	463	132
764	Reupholstery and furniture repair	††	††	††	††	10	788	261	57	26
763, 9	Other repair shops and related services	††	††	††	††	72	18 582	5 595	1 315	395
763	Watch, clock, and jewelry repair	3	(D)	(D)	(D)	(D)
769	Miscellaneous repair and related services	69	(D)	(D)	(D)	(D)
7692	Welding repair	6	1 100	491	102	33
7694	Armature rewinding shops	7	5 660	1 593	370	78
7699	Repair shops and related services, n.e.c.	56	(D)	(D)	(D)	(D)

Table 4a. Summary Statistics for Firms Subject to Federal Income Tax for Standard Metropolitan Statistical Areas: 1982—Con.

[For meaning of abbreviations and symbols, see introductory text. For explanation of terms and comparability of 1977 and 1982 censuses, see appendix A. For definitions of SMSA's, see appendix D.]

SIC code	Geographic area and kind of business or operation	All establishments				Establishments with payroll				
		Number	Receipts (\$1,000)	Unincorporated businesses or operations		Number	Receipts (\$1,000)	Annual payroll (\$1,000)	First quarter payroll (\$1,000)	Paid employees for pay period including March 12 (number)
				Individual proprietorships (number)	Partnerships (number)					
SYRACUSE SMSA—Con.										
78, 79	Amusement and recreation services, including motion pictures...	††	††	††	††	178	36 939	8 753	2 016	1 458
781, 2	Motion picture production, distribution, and services	††	††	††	††	5	1 041	306	58	20
783	Motion picture theaters.....	††	††	††	††	24	7 140	1 064	220	186
7832	Motion picture theaters, except drive-in	(D)	(D)	(D)	(D)	20	(D)	(D)	(D)	(D)
7833	Drive-in motion picture theaters	**	**	**	**	4	(D)	(D)	(D)	(D)
792	Producers, orchestras, and entertainers	††	††	††	††	6	428	32	8	7
7922	Theatrical producers (except motion picture) and miscellaneous theatrical services	**	**	**	**	4	(D)	(D)	(D)	(D)
7929	Bands, orchestras, actors, and other entertainers and entertainment groups	**	**	**	**	2	(D)	(D)	(D)	(D)
793	Bowling alleys and billiards and pool establishments	††	††	††	††	38	9 484	2 443	685	459
7932	Billiard and pool establishments	††	††	††	††	4	99	29	4	5
7933	Bowling alleys	††	††	††	††	34	9 385	2 414	681	454
79 ex. 792, 3	Commercial sports and other amusement and recreation services	††	††	††	††	105	18 846	4 908	1 045	786
794	Commercial sports	††	††	††	††	4	(D)	(D)	(D)	(D)
7941	Professional sports clubs, managers, promoters	††	††	††	††	-	-	-	-	-
7948	Racing, including track operation	††	††	††	††	4	(D)	(D)	(D)	(D)
79 ex. 792, 3, 4	Other amusement and recreation services	††	††	††	††	101	(D)	(D)	(D)	(D)
791	Dance halls, studios, and schools	**	**	**	**	12	(D)	(D)	(D)	(D)
7992	Public golf courses	**	**	**	**	19	2 668	555	73	56
7993	Coin-operated amusement device operators	**	**	**	**	18	5 439	1 452	319	143
7996	Amusement parks	**	**	**	**	-	-	-	-	-
7997	Membership sports and recreation clubs	**	**	**	**	16	2 975	1 007	191	129
7999	Amusement and recreation services, n.e.c.	**	**	**	**	36	5 668	1 464	381	404
7999 pt.	Concession operators of amusement devices, rides	**	**	**	**	1	(D)	(D)	(D)	(D)
7999 pt.	Carnivals, circuses, and fairs	**	**	**	**	2	(D)	(D)	(D)	(D)
7999 pt.	Other commercial recreation and amusements	**	**	**	**	33	5 244	1 388	374	395
80, ex. 806	Health services, except hospitals	††	††	††	††	820	197 578	85 207	19 965	4 750
801	Offices of physicians	††	††	††	††	475	113 814	54 098	12 939	2 018
802	Offices of dentists	††	††	††	††	217	40 247	13 554	3 078	1 029
803	Offices of osteopathic physicians	††	††	††	††	5	502	168	49	14
8041	Offices of chiropractors	††	††	††	††	21	1 926	465	80	37
8042	Offices of optometrists	††	††	††	††	30	3 935	943	197	91
805	Nursing and personal care facilities	††	††	††	††	11	26 666	12 320	2 805	1 292
8049, 807, 8, 9	Other health services	††	††	††	††	61	10 488	3 659	817	269
807	Medical and dental laboratories	††	††	††	††	22	5 649	1 936	482	171
8071	Medical laboratories	††	††	††	††	7	3 376	1 133	307	103
8072	Dental laboratories	††	††	††	††	15	2 273	803	175	68
8049, 808, 9	Other health services, n.e.c.	††	††	††	††	39	4 839	1 723	335	98
81	Legal services	††	††	††	††	313	72 525	21 628	5 330	1 388
823, 4, 9	Selected educational services	††	††	††	††	10	3 851	1 670	427	184
823	Libraries and information centers	**	**	**	**	-	-	-	-	-
824	Correspondence schools and vocational schools	**	**	**	**	3	(D)	(D)	(D)	(D)
829	Schools and educational services, n.e.c.	**	**	**	**	7	(D)	(D)	(D)	(D)
891	Engineering, architectural, and surveying services	††	††	††	††	97	72 858	33 092	7 455	1 328
891 pt.	Architectural services	**	**	**	**	28	14 057	5 429	1 350	299
891 pt.	Engineering services	**	**	**	**	43	55 462	26 067	5 729	925
891 pt.	Surveying services	**	**	**	**	26	3 339	1 596	376	104
893	Accounting, auditing, and bookkeeping services	††	††	††	††	114	31 467	12 765	2 909	734
83, 892, 9	Social and other services	††	††	††	††	66	7 727	2 711	626	358
83	Social services	**	**	**	**	51	6 631	2 521	590	338
835	Child day care services	**	**	**	**	24	1 118	488	115	97
832, 3, 6, 9	Other social services	**	**	**	**	27	5 513	2 033	475	241
892, 9	Other services	**	**	**	**	15	1 096	190	36	20

Table 4a. Summary Statistics for Firms Subject to Federal Income Tax for Standard Metropolitan Statistical Areas: 1982—Con.

[For meaning of abbreviations and symbols, see introductory text. For explanation of terms and comparability of 1977 and 1982 censuses, see appendix A. For definitions of SMSA's, see appendix D.]

SIC code	Geographic area and kind of business or operation	All establishments				Establishments with payroll				
		Number	Receipts (\$1,000)	Unincorporated businesses or operations		Number	Receipts (\$1,000)	Annual payroll (\$1,000)	First quarter payroll (\$1,000)	Paid employees for pay period including March 12 (number)
				Individual proprietorships (number)	Partnerships (number)					
UTICA-ROME SMSA										
	Total	††	††	††	††	1 324	276 386	106 373	25 167	9 630
70	Hotels, motels, and other lodging places	††	††	††	††	64	16 738	4 511	1 005	736
7011	Hotels, motor hotels, and motels	††	††	††	††	50	15 114	4 085	901	680
7011 pt.	Hotels	††	††	††	††	13	7 751	2 274	510	408
7011 pt.	Hotels, motor hotels, and tourist courts	††	††	††	††	37	7 363	1 811	391	272
702, 3, 4	Other lodging places	††	††	††	††	14	1 624	426	104	56
72	Personal services	††	††	††	††	171	26 487	10 943	2 544	1 211
721	Laundry, cleaning, and garment services	††	††	††	††	42	12 534	6 907	1 595	644
7215	Coin-operated laundries and dry cleaning	††	††	††	††	11	823	159	37	41
721 ex.	Other laundry, cleaning, and garment services	††	††	††	††	31	11 711	6 748	1 558	603
7215	Power laundries, family and commercial*	**	**	**	**	3	(D)	(D)	(D)	(D)
7216	Dry-cleaning plants, except rug cleaning*	**	**	**	**	17	2 146	698	148	95
Other 721	Laundry and cleaning services, n.e.c.*	**	**	**	**	11	(D)	(D)	(D)	(D)
722	Photographic studios, portrait	††	††	††	††	9	2 502	764	182	74
723, 4	Beauty and barber shops	††	††	††	††	64	3 772	1 563	346	206
723	Beauty shops	††	††	††	††	61	3 665	1 526	337	201
724	Barber shops	††	††	††	††	3	107	37	9	5
725	Shoe repair, shoe shine, and hat-cleaning shops	††	††	††	††	1	(D)	(D)	(D)	(D)
726	Funeral service and crematories	††	††	††	††	37	5 926	1 165	260	124
729	Miscellaneous personal services	††	††	††	††	18	(D)	(D)	(D)	(D)
73	Business services	††	††	††	††	132	48 667	21 568	5 253	2 253
731	Advertising	††	††	††	††	7	1 434	672	161	50
734	Services to dwellings and other buildings	††	††	††	††	29	9 637	5 394	1 245	832
737	Computer and data processing services	††	††	††	††	14	15 237	6 139	1 630	319
7392	Management, consulting, and public relations services	††	††	††	††	20	7 839	2 871	611	271
7394	Equipment rental and leasing services	††	††	††	††	6	1 237	296	66	40
Other 73	Other business services	††	††	††	††	56	13 283	6 196	1 540	741
75	Automotive repair, services, and garages	††	††	††	††	127	19 535	4 847	1 099	442
751	Automotive rental and leasing, without drivers	††	††	††	††	5	1 705	324	80	50
752	Automobile parking	††	††	††	††	6	(D)	(D)	(D)	(D)
753	Automotive repair shops	††	††	††	††	105	16 597	4 155	940	349
7538	General automotive repair shops	††	††	††	††	45	5 542	1 233	288	120
7531	Top and body repair shops	††	††	††	††	40	4 914	1 181	279	100
7534, 5, 9	Other automotive repair shops	††	††	††	††	20	6 141	1 741	373	129
754	Automotive services, except repair	††	††	††	††	11	(D)	(D)	(D)	(D)
76	Miscellaneous repair services	††	††	††	††	50	10 822	3 237	710	230
762	Electrical and electronic repair shops	††	††	††	††	17	4 482	1 522	345	112
7622	Radio and TV repair shops	††	††	††	††	6	324	89	24	15
7623, 9	Other electrical and electronic repair shops	††	††	††	††	11	4 158	1 433	321	97
764	Reupholstery and furniture repair	††	††	††	††	8	1 016	276	52	25
763, 9.	Other repair shops and related services	††	††	††	††	25	5 324	1 439	313	93
78, 79	Amusement and recreation services, including motion pictures	††	††	††	††	99	23 409	5 710	1 023	613
781, 2	Motion picture production, distribution, and services	††	††	††	††	-	-	-	-	-
783	Motion picture theaters	††	††	††	††	11	(D)	(D)	(D)	(D)
792	Producers, orchestras, and entertainers	††	††	††	††	-	-	-	-	-
793	Bowling alleys and billiards and pool establishments	††	††	††	††	22	(D)	(D)	(D)	(D)
79 ex. 792, 3	Commercial sports and other amusement and recreation services	††	††	††	††	66	16 291	4 145	601	271
80, ex. 806	Health services, except hospitals	††	††	††	††	417	90 986	40 798	9 960	2 849
801	Offices of physicians	††	††	††	††	220	49 856	23 973	6 077	923
802	Offices of dentists	††	††	††	††	127	15 846	5 300	1 228	486
803	Offices of osteopathic physicians	††	††	††	††	2	(D)	(D)	(D)	(D)
8041	Offices of chiropractors	††	††	††	††	7	347	59	13	15
8042	Offices of optometrists	††	††	††	††	20	(D)	(D)	(D)	(D)
805	Nursing and personal care facilities	††	††	††	††	9	13 356	7 098	1 646	939
8049, 807, 8, 9	Other health services	††	††	††	††	32	9 133	3 639	837	413
81	Legal services	††	††	††	††	156	19 412	5 612	1 248	475
823, 4, 9	Selected educational services	††	††	††	††	6	1 169	574	126	47
891	Engineering, architectural, and surveying services	††	††	††	††	21	8 672	4 470	1 202	260
893	Accounting, auditing, and bookkeeping services	††	††	††	††	46	5 894	2 260	567	195
83, 892, 9	Social and other services	††	††	††	††	35	4 595	1 843	430	319
83	Social services	**	**	**	**	28	4 222	1 664	390	305
892, 9	Other services	**	**	**	**	7	373	179	40	14

Table 4b. Summary Statistics for Firms Exempt From Federal Income Tax for Standard Metropolitan Statistical Areas: 1982

[Includes only establishments with payroll. For meaning of abbreviations and symbols, see introductory text. For explanation of terms and comparability of 1977 and 1982 censuses, see appendix A. For definitions of SMSA's, see appendix D]

SIC code	Geographic area and kind of business or operation	Establishments (number)	Revenue (\$1,000)	Annual payroll (\$1,000)	First quarter payroll (\$1,000)	Paid employees for pay period including March 12 (number)
NEW YORK-NEWARK-JERSEY CITY, N.Y.-N.J.-CONN., SCSA						
	Total	9 252	7 456 167	2 973 699	692 603	238 218
7011 pt., 7032, 704	Hotels, camps, and membership lodging	92	27 471	9 732	1 911	1 102
7011 pt. 7032 704	Hotels	13	8 258	3 343	743	431
	Sporting and recreational camps	43	9 617	3 327	464	195
	Organization hotels and lodging houses, on membership basis	36	9 596	3 062	704	476
7391, 2, 7	Research, testing, and consulting services	84	205 198	125 491	30 680	5 179
7391	Research and development laboratories	13	(D)	(D)	(D)	(D)
7392	Management, consulting, and public relations services	60	44 947	18 949	4 788	1 151
7397	Testing laboratories and facilities	11	(D)	(D)	(D)	(D)
792, 7997, 7999 pt., 84	Selected amusement, recreation, and related services	823	(D)	(D)	(D)	(D)
792	Producers, orchestras, and entertainers	199	269 003	127 224	30 885	7 469
7922	Theatrical producers (except motion picture) and miscellaneous theatrical services	104	131 272	40 954	9 356	2 828
7929	Bands, orchestras, actors, and other entertainers and entertainment groups	95	137 731	86 270	21 529	4 641
7999 pt., 84	Museums, art galleries, and botanical and zoological gardens	196	228 340	93 577	21 480	6 526
7999 pt.	Commercial museums, art galleries, and botanical and zoological gardens	17	2 515	849	182	135
84	Noncommercial museums, art galleries, and botanical and zoological gardens	179	225 825	92 728	21 298	6 391
8411	Noncommercial museums and art galleries	168	(D)	(D)	(D)	(D)
8421	Noncommercial arboreta, botanical and zoological gardens	11	(D)	(D)	(D)	(D)
7997	Membership sports and recreation clubs	428	(D)	(D)	(D)	(D)
7999 pt.	Fairs	-	-	-	-	-
805, 8, 9	Selected health services	582	1 408 621	718 023	165 968	56 838
805	Nursing and personal care facilities	180	729 856	405 732	94 847	29 696
8051	Skilled nursing care facilities	112	(D)	(D)	(D)	(D)
8059	Nursing and personal care facilities, n.e.c.	68	(D)	(D)	(D)	(D)
808	Outpatient care facilities	274	348 469	131 483	30 721	8 454
809	Health and allied services, n.e.c.	128	330 296	180 808	40 400	18 688
81	Legal aid societies and similar legal services	96	86 775	52 876	13 259	2 479
823, 4, 9	Selected educational services	500	(D)	(D)	(D)	(D)
823	Libraries and information centers	205	(D)	(D)	(D)	(D)
824	Correspondence schools and vocational schools	55	23 509	11 709	3 150	1 761
8241, 9	Correspondence and vocational schools, except vocational high schools, n.e.c.	50	22 180	10 887	2 960	1 685
8243, 4	Data processing, business, and secretarial schools	5	1 329	822	190	76
829	Schools and educational services, n.e.c.	240	136 047	50 949	12 336	4 998
83	Social services	3 777	2 625 923	956 772	223 308	94 273
835	Child day care services	1 019	239 060	143 926	32 757	17 482
832, 3, 6, 9	Other social services	2 758	2 386 863	812 846	190 551	76 791
832	Individual and family social services	1 142	591 932	283 772	66 796	30 264
833	Job training and vocational rehabilitation services	240	(D)	(D)	(D)	(D)
836	Residential care	484	351 212	172 027	39 120	15 314
839	Social services, n.e.c.	892	(D)	(D)	(D)	(D)
861, 2, 4, 9	Selected membership organizations	3 070	1 562 590	520 567	124 207	37 241
861	Business associations	767	459 572	143 122	34 152	6 463
864	Civic, social, and fraternal associations	1 459	523 736	200 383	48 099	19 998
862, 9	Other membership organizations	844	579 282	177 062	41 956	10 780
862	Professional membership organizations	335	250 599	73 306	17 463	3 793
869	Membership organizations, n.e.c.	509	328 683	103 756	24 493	6 987
892	Noncommercial educational, scientific, and research organizations	228	490 728	136 005	32 209	7 343
ALBANY-SCHENECTADY-TROY SMSA						
	Total	700	307 531	131 552	30 495	13 082
7011 pt., 7032, 704	Hotels, camps, and membership lodging	19	1 594	771	179	104
7011 pt. 7032 704	Hotels	1	(D)	(D)	(D)	(D)
	Sporting and recreational camps	6	(D)	(D)	(D)	(D)
	Organization hotels and lodging houses, on membership basis	12	572	252	59	51
7391, 2, 7	Research, testing, and consulting services	6	1 520	503	156	35
7391	Research and development laboratories	-	-	-	-	-
7392	Management, consulting, and public relations services	6	1 520	503	156	35
7397	Testing laboratories and facilities	-	-	-	-	-

Table 4b. Summary Statistics for Firms Exempt From Federal Income Tax for Standard Metropolitan Statistical Areas: 1982—Con.

[Includes only establishments with payroll. For meaning of abbreviations and symbols, see introductory text. For explanation of terms and comparability of 1977 and 1982 censuses, see appendix A. For definitions of SMSA's, see appendix D]

SIC code	Geographic area and kind of business or operation	Establishments (number)	Revenue (\$1,000)	Annual payroll (\$1,000)	First quarter payroll (\$1,000)	Paid employees for pay period including March 12 (number)
ALBANY-SCHENECTADY-TROY SMSA—Con.						
792, 7997, 7999 pt., 84	Selected amusement, recreation, and related services -----	41	(D)	(D)	(D)	(D)
792, 7922	Producers, orchestras, and entertainers -----	5	3 908	1 048	248	193
7929	Theatrical producers (except motion picture) and miscellaneous theatrical services -----	3	(D)	(D)	(D)	(D)
7999 pt., 84	Bands, orchestras, actors, and other entertainers and entertainment groups -----	2	(D)	(D)	(D)	(D)
7999 pt.	Museums, art galleries, and botanical and zoological gardens -----	14	2 554	1 030	250	125
84	Commercial museums, art galleries, and botanical and zoological gardens -----	1	(D)	(D)	(D)	(D)
8411	Noncommercial museums, art galleries, and botanical and zoological gardens -----	13	(D)	(D)	(D)	(D)
8421	Noncommercial museums and art galleries -----	12	(D)	(D)	(D)	(D)
7997, 7999 pt.	Noncommercial arboreta, botanical and zoological gardens -----	1	(D)	(D)	(D)	(D)
805, 8, 9	Membership sports and recreation clubs -----	19	8 194	3 288	572	282
805	Fairs -----	3	(D)	(D)	(D)	(D)
805, 8, 9	Selected health services -----	41	80 378	38 689	8 838	3 700
805	Nursing and personal care facilities -----	15	44 592	24 124	5 430	2 667
8051	Skilled nursing care facilities -----	11	33 531	17 256	3 822	1 931
8059	Nursing and personal care facilities, n.e.c. -----	4	11 061	6 868	1 608	736
808	Outpatient care facilities -----	17	24 810	9 141	2 123	626
809	Health and allied services, n.e.c. -----	9	10 976	5 424	1 285	407
81	Legal aid societies and similar legal services -----	6	(D)	(D)	(D)	(D)
823, 4, 9	Selected educational services -----	41	6 201	2 140	514	262
823	Libraries and information centers -----	29	4 700	1 717	408	219
824	Correspondence schools and vocational schools -----	4	445	160	42	17
8241, 9	Correspondence and vocational schools, except vocational high schools, n.e.c. -----	4	445	160	42	17
8243, 4	Data processing, business, and secretarial schools -----	-	-	-	-	-
829	Schools and educational services, n.e.c. -----	8	1 056	263	64	26
83	Social services -----	280	93 275	42 167	9 989	5 042
835	Child day care services -----	58	7 934	4 799	1 136	630
832, 3, 6, 9	Other social services -----	222	85 341	37 368	8 853	4 412
832	Individual and family social services -----	86	30 501	15 842	3 923	1 632
833	Job training and vocational rehabilitation services -----	22	13 624	6 681	1 479	1 188
836	Residential care -----	62	22 081	9 084	2 147	1 064
839	Social services, n.e.c. -----	52	19 135	5 761	1 304	528
861, 2, 4, 9	Selected membership organizations -----	251	66 527	24 642	6 065	2 196
861	Business associations -----	60	20 516	9 491	2 278	498
864	Civic, social, and fraternal associations -----	116	20 183	6 793	1 627	1 096
862, 9	Other membership organizations -----	75	25 828	8 358	2 160	602
862	Professional membership organizations -----	33	12 112	3 378	840	220
869	Membership organizations, n.e.c. -----	42	13 716	4 980	1 320	382
892	Noncommercial educational, scientific, and research organizations -----	15	40 337	16 320	3 485	1 082
BINGHAMTON, N.Y.-PA., SMSA						
Total -----		182	57 913	23 490	5 330	3 216
7011 pt., 7032, 704	Hotels, camps, and membership lodging -----	4	743	327	84	45
7391, 2, 7	Research, testing, and consulting services -----	-	-	-	-	-
792, 7997, 7999 pt., 84	Selected amusement, recreation, and related services -----	13	4 219	1 941	351	405
805, 8, 9	Selected health services -----	13	11 819	6 390	1 484	764
805	Nursing and personal care facilities -----	5	7 577	4 039	962	496
808	Outpatient care facilities -----	5	(D)	(D)	(D)	(D)
809	Health and allied services, n.e.c. -----	3	(D)	(D)	(D)	(D)
81	Legal aid societies and similar legal services -----	3	(D)	(D)	(D)	(D)
823, 4, 9	Selected educational services -----	12	(D)	(D)	(D)	(D)
83	Social services -----	59	20 736	7 200	1 704	980
835	Child day care services -----	14	1 798	1 123	260	192
832, 3, 6, 9	Other social services -----	45	18 938	6 077	1 444	788
861, 2, 4, 9	Selected membership organizations -----	74	10 153	3 686	937	632
861	Business associations -----	6	996	400	97	26
864	Civic, social, and fraternal associations -----	50	6 563	2 313	584	475
862, 9	Other membership organizations -----	18	2 594	973	256	131
892	Noncommercial educational, scientific, and research organizations -----	4	(D)	(D)	(D)	(D)

Table 4b. Summary Statistics for Firms Exempt From Federal Income Tax for Standard Metropolitan Statistical Areas: 1982—Con.

[Includes only establishments with payroll. For meaning of abbreviations and symbols, see introductory text. For explanation of terms and comparability of 1977 and 1982 censuses, see appendix A. For definitions of SMSA's, see appendix D]

SIC code	Geographic area and kind of business or operation	Establishments (number)	Revenue (\$1,000)	Annual payroll (\$1,000)	First quarter payroll (\$1,000)	Paid employees for pay period including March 12 (number)
BUFFALO SMSA						
	Total	754	344 169	156 154	35 949	16 590
7011 pt., 7032, 704	Hotels, camps, and membership lodging	8	468	146	16	13
7011 pt. 7032 704	Hotels	-	-	-	-	-
	Sporting and recreational camps	2	(D)	(D)	(D)	(D)
	Organization hotels and lodging houses, on membership basis	6	(D)	(D)	(D)	(D)
7391, 2, 7	Research, testing, and consulting services	5	4 236	1 724	406	211
7391	Research and development laboratories	2	(D)	(D)	(D)	(D)
7392	Management, consulting, and public relations services	2	(D)	(D)	(D)	(D)
7397	Testing laboratories and facilities	1	(D)	(D)	(D)	(D)
792, 7997, 7999 pt., 84	Selected amusement, recreation, and related services	57	32 102	13 252	2 730	1 095
792	Producers, orchestras, and entertainers	8	(D)	(D)	(D)	(D)
7922	Theatrical producers (except motion picture) and miscellaneous theatrical services	3	(D)	(D)	(D)	(D)
7929	Bands, orchestras, actors, and other entertainers and entertainment groups	5	(D)	(D)	(D)	(D)
7999 pt., 84	Museums, art galleries, and botanical and zoological gardens	18	9 720	4 100	897	351
7999 pt. 84	Commercial museums, art galleries, and botanical and zoological gardens	3	(D)	(D)	(D)	(D)
84	Noncommercial museums, art galleries, and botanical and zoological gardens	15	(D)	(D)	(D)	(D)
8411	Noncommercial museums and art galleries	13	5 565	2 340	535	209
8421	Noncommercial arboreta, botanical and zoological gardens	2	(D)	(D)	(D)	(D)
7997	Membership sports and recreation clubs	30	14 158	5 711	949	434
7999 pt.	Fairs	1	(D)	(D)	(D)	(D)
805, 8, 9	Selected health services	55	67 475	36 216	8 338	3 652
805	Nursing and personal care facilities	24	52 210	26 838	6 223	2 929
8051	Skilled nursing care facilities	20	(D)	(D)	(D)	(D)
8059	Nursing and personal care facilities, n.e.c.	4	(D)	(D)	(D)	(D)
808	Outpatient care facilities	28	9 263	5 591	1 329	421
809	Health and allied services, n.e.c.	3	6 002	3 787	786	302
81	Legal aid societies and similar legal services	7	4 832	2 099	483	128
823, 4, 9	Selected educational services	29	6 115	3 856	801	422
823	Libraries and information centers	10	1 276	790	183	107
824	Correspondence schools and vocational schools	6	710	275	66	27
8241, 9	Correspondence and vocational schools, except vocational high schools, n.e.c.	6	710	275	66	27
8243, 4	Data processing, business, and secretarial schools	-	-	-	-	-
829	Schools and educational services, n.e.c.	13	4 129	2 791	552	288
83	Social services	295	127 261	55 625	13 327	6 033
835	Child day care services	65	9 396	6 291	1 501	835
832, 3, 6, 9	Other social services	230	117 865	49 334	11 826	5 198
832	Individual and family social services	97	46 776	21 985	5 080	2 092
833	Job training and vocational rehabilitation services	29	15 606	7 206	1 829	1 039
836	Residential care	45	22 056	12 345	2 900	1 198
839	Social services, n.e.c.	59	33 427	7 798	2 017	869
861, 2, 4, 9	Selected membership organizations	283	(D)	(D)	(D)	(D)
861	Business associations	47	(D)	(D)	(D)	(D)
864	Civic, social, and fraternal associations	183	28 317	12 400	2 900	2 252
862, 9	Other membership organizations	53	15 482	5 245	1 054	705
862	Professional membership organizations	20	3 772	881	217	72
869	Membership organizations, n.e.c.	33	11 710	4 364	837	633
892	Noncommercial educational, scientific, and research organizations	15	(D)	(D)	(D)	(D)
ELMIRA SMSA						
	Total	91	18 929	8 595	1 956	1 230
7011 pt., 7032, 704	Hotels, camps, and membership lodging	-	-	-	-	-
7391, 2, 7	Research, testing, and consulting services	1	(D)	(D)	(D)	(D)
792, 7997, 7999 pt., 84	Selected amusement, recreation, and related services	9	3 310	1 010	168	104
805, 8, 9	Selected health services	6	(D)	(D)	(D)	(D)
805	Nursing and personal care facilities	1	(D)	(D)	(D)	(D)
808	Outpatient care facilities	4	558	287	66	26
809	Health and allied services, n.e.c.	1	(D)	(D)	(D)	(D)
81	Legal aid societies and similar legal services	1	(D)	(D)	(D)	(D)
823, 4, 9	Selected educational services	-	(D)	(D)	(D)	(D)

Table 4b. Summary Statistics for Firms Exempt From Federal Income Tax for Standard Metropolitan Statistical Areas: 1982—Con.

[Includes only establishments with payroll. For meaning of abbreviations and symbols, see introductory text. For explanation of terms and comparability of 1977 and 1982 censuses, see appendix A. For definitions of SMSA's, see appendix D]

SIC code	Geographic area and kind of business or operation	Establishments (number)	Revenue (\$1,000)	Annual payroll (\$1,000)	First quarter payroll (\$1,000)	Paid employees for pay period including March 12 (number)
ELMIRA SMSA—Con.						
83	Social services -----	46	9 633	5 021	1 180	774
835	Child day care services-----	9	(D)	(D)	(D)	(D)
832, 3, 6, 9	Other social services-----	37	(D)	(D)	(D)	(D)
861, 2, 4, 9	Selected membership organizations -----	28	3 075	1 152	266	197
861	Business associations-----	2	(D)	(D)	(D)	(D)
864	Civic, social, and fraternal associations-----	21	2 158	836	190	165
862, 9	Other membership organizations-----	5	(D)	(D)	(D)	(D)
892	Noncommercial educational, scientific, and research organizations -----	-	-	-	-	-
GLENS FALLS SMSA						
	Total -----	92	19 689	9 055	2 008	1 193
7011 pt., 7032, 704	Hotels, camps, and membership lodging -----	2	(D)	(D)	(D)	(D)
7391, 2, 7	Research, testing, and consulting services -----	-	-	-	-	-
792, 7997, 7999 pt., 84	Selected amusement, recreation, and related services -----	11	3 253	1 160	209	76
805, 8, 9	Selected health services -----	8	5 106	2 850	644	305
805	Nursing and personal care facilities-----	2	(D)	(D)	(D)	(D)
808	Outpatient care facilities-----	6	(D)	(D)	(D)	(D)
809	Health and allied services, n.e.c.-----	-	-	-	-	-
81	Legal aid societies and similar legal services -----	-	-	-	-	-
823, 4, 9	Selected educational services -----	9	583	276	64	41
83	Social services -----	36	(D)	(D)	(D)	(D)
835	Child day care services-----	4	(D)	(D)	(D)	(D)
832, 3, 6, 9	Other social services-----	32	7 251	3 342	792	555
861, 2, 4, 9	Selected membership organizations -----	26	3 264	1 349	283	183
861	Business associations-----	3	(D)	(D)	(D)	(D)
864	Civic, social, and fraternal associations-----	17	2 060	748	149	130
862, 9	Other membership organizations-----	6	(D)	(D)	(D)	(D)
892	Noncommercial educational, scientific, and research organizations -----	-	-	-	-	-
NASSAU-SUFFOLK SMSA						
	Total -----	1 084	742 312	348 274	77 349	24 040
7011 pt., 7032, 704	Hotels, camps, and membership lodging -----	9	986	316	11	5
7011 pt. 7032 704	Hotels-----	-	-	-	-	-
	Sporting and recreational camps-----	6	(D)	(D)	(D)	(D)
	Organization hotels and lodging houses, on membership basis-----	3	(D)	(D)	(D)	(D)
7391, 2, 7	Research, testing, and consulting services -----	12	148 634	100 726	24 362	3 750
7391	Research and development laboratories-----	5	(D)	(D)	(D)	(D)
7392	Management, consulting, and public relations services-----	5	(D)	(D)	(D)	(D)
7397	Testing laboratories and facilities-----	2	(D)	(D)	(D)	(D)
792, 7997, 7999 pt., 84	Selected amusement, recreation, and related services -----	157	96 914	38 627	6 442	2 797
792	Producers, orchestras, and entertainers-----	9	3 821	1 532	310	111
7922	Theatrical producers (except motion picture) and miscellaneous theatrical services-----	5	2 106	713	166	80
7929	Bands, orchestras, actors, and other entertainers and entertainment groups-----	4	1 715	819	144	31
7999 pt., 84	Museums, art galleries, and botanical and zoological gardens-----	31	6 458	2 394	456	227
7999 pt. 84	Commercial museums, art galleries, and botanical and zoological gardens-----	5	362	151	35	19
84	Noncommercial museums, art galleries, and botanical and zoological gardens-----	26	6 096	2 243	421	208
8411	Noncommercial museums and art galleries-----	24	(D)	(D)	(D)	(D)
8421	Noncommercial arboreta, botanical and zoological gardens-----	2	(D)	(D)	(D)	(D)
7997 7999 pt.	Membership sports and recreation clubs-----	117	86 635	34 701	5 676	2 459
	Fairs-----	-	-	-	-	-
805, 8, 9	Selected health services -----	55	145 090	63 987	15 344	4 690
805	Nursing and personal care facilities-----	17	64 336	33 857	8 216	2 466
8051	Skilled nursing care facilities-----	7	59 527	32 146	7 834	2 256
8059	Nursing and personal care facilities, n.e.c.-----	10	4 809	1 711	382	210
808	Outpatient care facilities-----	26	35 000	14 576	3 514	940
809	Health and allied services, n.e.c.-----	12	45 754	15 554	3 614	1 284
81	Legal aid societies and similar legal services -----	12	8 040	4 265	1 007	199

Table 4b. Summary Statistics for Firms Exempt From Federal Income Tax for Standard Metropolitan Statistical Areas: 1982—Con.

[Includes only establishments with payroll. For meaning of abbreviations and symbols, see introductory text. For explanation of terms and comparability of 1977 and 1982 censuses, see appendix A. For definitions of SMSA's, see appendix D]

SIC code	Geographic area and kind of business or operation	Establishments (number)	Revenue (\$1,000)	Annual payroll (\$1,000)	First quarter payroll (\$1,000)	Paid employees for pay period including March 12 (number)
NASSAU-SUFFOLK SMSA—Con.						
823, 4, 9	Selected educational services	54	(D)	(D)	(D)	(D)
823	Libraries and information centers	30	11 656	5 509	1 293	634
824	Correspondence schools and vocational schools	3	(D)	(D)	(D)	(D)
8241, 9	Correspondence and vocational schools, except vocational high schools, n.e.c.	3	(D)	(D)	(D)	(D)
8243, 4	Data processing, business, and secretarial schools	-	-	-	-	-
829	Schools and educational services, n.e.c.	21	(D)	(D)	(D)	(D)
83	Social services	420	191 295	88 737	18 881	7 793
835	Child day care services	111	27 889	14 651	3 384	1 901
832, 3, 6, 9	Other social services	309	163 406	74 086	15 497	5 892
832	Individual and family social services	176	43 543	21 928	4 769	2 144
833	Job training and vocational rehabilitation services	16	13 471	8 253	1 882	654
836	Residential care	52	70 972	35 584	6 861	2 378
839	Social services, n.e.c.	65	35 420	8 321	1 985	716
861, 2, 4, 9	Selected membership organizations	346	94 777	28 471	6 591	2 667
861	Business associations	65	15 250	4 357	1 005	281
864	Civic, social, and fraternal associations	190	40 760	14 871	3 401	1 686
862, 9	Other membership organizations	91	38 767	9 243	2 185	700
862	Professional membership organizations	39	12 829	4 136	1 024	240
869	Membership organizations, n.e.c.	52	25 938	5 107	1 161	460
892	Noncommercial educational, scientific, and research organizations	19	(D)	(D)	(D)	(D)
NEW YORK, N.Y.-N.J., SMSA						
Total		5 905	5 852 252	2 269 290	534 532	177 280
7011 pt., 7032, 704	Hotels, camps, and membership lodging	41	14 158	5 058	952	402
7011 pt.	Hotels	5	3 616	1 427	314	150
7032	Sporting and recreational camps	28	6 903	2 179	274	99
704	Organization hotels and lodging houses, on membership basis	8	3 639	1 452	364	153
7391, 2, 7	Research, testing, and consulting services	58	50 332	22 316	5 753	1 318
7391	Research and development laboratories	8	9 928	5 412	1 394	214
7392	Management, consulting, and public relations services	45	38 620	16 370	4 220	1 037
7397	Testing laboratories and facilities	5	1 784	534	139	67
792, 7997, 7999 pt., 84	Selected amusement, recreation, and related services	441	580 747	254 253	57 649	16 041
792	Producers, orchestras, and entertainers	167	255 157	121 784	29 513	6 821
7922	Theatrical producers (except motion picture) and miscellaneous theatrical services	83	123 379	37 960	8 617	2 409
7929	Bands, orchestras, actors, and other entertainers and entertainment groups	84	131 778	83 824	20 896	4 412
7999 pt., 84	Museums, art galleries, and botanical and zoological gardens	126	213 030	87 098	20 008	5 798
7999 pt.	Commercial museums, art galleries, and botanical and zoological gardens	7	1 919	657	140	112
84	Noncommercial museums, art galleries, and botanical and zoological gardens	119	211 111	86 441	19 868	5 686
8411	Noncommercial museums and art galleries	112	(D)	(D)	(D)	(D)
8421	Noncommercial arboreta, botanical and zoological gardens	7	(D)	(D)	(D)	(D)
7997	Membership sports and recreation clubs	148	112 560	45 371	8 128	3 422
7999 pt.	Fairs	-	-	-	-	-
805, 8, 9	Selected health services	385	1 086 815	567 922	130 802	44 353
805	Nursing and personal care facilities	130	589 521	327 776	76 368	23 087
8051	Skilled nursing care facilities	78	542 025	299 803	70 283	20 148
8059	Nursing and personal care facilities, n.e.c.	52	47 496	27 973	6 085	2 939
808	Outpatient care facilities	178	267 224	100 712	23 521	6 341
809	Health and allied services, n.e.c.	77	230 070	139 434	30 913	14 925
81	Legal aid societies and similar legal services	63	73 098	44 690	11 395	2 089
823, 4, 9	Selected educational services	363	223 450	98 075	24 148	8 902
823	Libraries and information centers	148	83 493	42 999	10 344	3 053
824	Correspondence schools and vocational schools	42	21 250	10 868	2 928	1 640
8241, 9	Correspondence and vocational schools, except vocational high schools, n.e.c.	37	19 921	10 046	2 738	1 564
8243, 4	Data processing, business, and secretarial schools	5	1 329	822	190	76
829	Schools and educational services, n.e.c.	173	118 707	44 208	10 876	4 209
83	Social services	2 408	2 137 267	741 118	174 696	70 955
835	Child day care services	591	158 627	97 009	21 783	11 147
832, 3, 6, 9	Other social services	1 817	1 978 640	644 109	152 913	59 808
832	Individual and family social services	707	479 869	225 334	53 437	23 770
833	Job training and vocational rehabilitation services	158	119 817	58 371	14 254	7 623
836	Residential care	334	241 914	119 431	28 365	11 150
839	Social services, n.e.c.	618	1 137 040	240 973	56 857	17 265

Table 4b. Summary Statistics for Firms Exempt From Federal Income Tax for Standard Metropolitan Statistical Areas: 1982—Con.

[Includes only establishments with payroll. For meaning of abbreviations and symbols, see introductory text. For explanation of terms and comparability of 1977 and 1982 censuses, see appendix A. For definitions of SMSA's, see appendix D]

SIC code	Geographic area and kind of business or operation	Establishments (number)	Revenue (\$1,000)	Annual payroll (\$1,000)	First quarter payroll (\$1,000)	Paid employees for pay period including March 12 (number)
NEW YORK, N.Y.-N.J., SMSA—Con.						
861, 2, 4, 9	Selected membership organizations -----	1 956	1 242 014	417 997	100 499	27 317
861	Business associations -----	536	385 844	118 815	28 571	5 099
864	Civic, social, and fraternal associations -----	845	380 441	151 019	36 847	13 574
862, 9	Other membership organizations -----	575	475 729	148 163	35 081	8 644
862	Professional membership organizations -----	218	206 650	58 993	13 973	2 979
869	Membership organizations, n.e.c. -----	357	269 079	89 170	21 108	5 665
892	Noncommercial educational, scientific, and research organizations -----	190	444 371	117 861	28 638	5 923
NEWBURGH-MIDDLETOWN SMSA						
	Total -----	145	41 330	18 255	4 313	1 922
7011 pt., 7032, 704	Hotels, camps, and membership lodging -----	5	653	255	39	24
7391, 2, 7	Research, testing, and consulting services -----	-	-	-	-	-
792, 7997, 7999 pt., 84	Selected amusement, recreation, and related services -----	16	3 671	1 323	188	89
805, 8, 9	Selected health services -----	9	6 125	2 762	692	283
805	Nursing and personal care facilities -----	3	3 884	1 622	399	162
808	Outpatient care facilities -----	6	2 241	1 140	293	121
809	Health and allied services, n.e.c. -----	-	-	-	-	-
81	Legal aid societies and similar legal services -----	2	(D)	(D)	(D)	(D)
823, 4, 9	Selected educational services -----	12	4 772	2 248	536	284
83	Social services -----	49	16 013	8 206	1 990	917
835	Child day care services -----	17	876	583	147	114
832, 3, 6, 9	Other social services -----	32	15 137	7 623	1 843	803
861, 2, 4, 9	Selected membership organizations -----	50	8 955	2 733	593	277
861	Business associations -----	7	663	309	79	25
864	Civic, social, and fraternal associations -----	26	5 819	1 716	356	189
862, 9	Other membership organizations -----	17	2 473	708	158	63
892	Noncommercial educational, scientific, and research organizations -----	2	(D)	(D)	(D)	(D)
POUGHKEEPSIE SMSA						
	Total -----	203	64 741	32 395	7 692	3 836
7011 pt., 7032, 704	Hotels, camps, and membership lodging -----	5	(D)	(D)	(D)	(D)
7391, 2, 7	Research, testing, and consulting services -----	1	(D)	(D)	(D)	(D)
792, 7997, 7999 pt., 84	Selected amusement, recreation, and related services -----	21	5 865	2 274	459	228
805, 8, 9	Selected health services -----	18	16 358	9 195	2 073	917
805	Nursing and personal care facilities -----	6	13 187	7 070	1 569	730
808	Outpatient care facilities -----	10	(D)	(D)	(D)	(D)
809	Health and allied services, n.e.c. -----	2	(D)	(D)	(D)	(D)
81	Legal aid societies and similar legal services -----	3	(D)	(D)	(D)	(D)
823, 4, 9	Selected educational services -----	19	3 057	1 344	324	155
83	Social services -----	89	27 600	15 391	3 956	1 872
835	Child day care services -----	24	2 449	1 406	329	226
832, 3, 6, 9	Other social services -----	65	25 151	13 985	3 627	1 646
861, 2, 4, 9	Selected membership organizations -----	42	6 637	2 481	541	364
861	Business associations -----	6	384	198	42	13
864	Civic, social, and fraternal associations -----	27	5 327	1 971	431	317
862, 9	Other membership organizations -----	9	926	312	68	34
892	Noncommercial educational, scientific, and research organizations -----	5	1 402	580	128	46

Table 4b. Summary Statistics for Firms Exempt From Federal Income Tax for Standard Metropolitan Statistical Areas: 1982—Con.

[Includes only establishments with payroll. For meaning of abbreviations and symbols, see introductory text. For explanation of terms and comparability of 1977 and 1982 censuses, see appendix A. For definitions of SMSA's, see appendix D]

SIC code	Geographic area and kind of business or operation	Establishments (number)	Revenue (\$1,000)	Annual payroll (\$1,000)	First quarter payroll (\$1,000)	Paid employees for pay period including March 12 (number)
ROCHESTER SMSA						
	Total	621	293 330	124 926	28 861	12 554
7011 pt., 7032, 704	Hotels, camps, and membership lodging	15	1 881	786	163	145
7011 pt. 7032 704	Hotels	-	-	-	-	-
	Sporting and recreational camps	7	1 451	711	143	128
	Organization hotels and lodging houses, on membership basis	8	430	75	20	17
7391, 2, 7	Research, testing, and consulting services	4	680	298	72	29
7391	Research and development laboratories	1	(D)	(D)	(D)	(D)
7392	Management, consulting, and public relations services	2	(D)	(D)	(D)	(D)
7397	Testing laboratories and facilities	1	(D)	(D)	(D)	(D)
792, 7997, 7999 pt., 84	Selected amusement, recreation, and related services	51	33 122	14 448	2 949	1 257
792	Producers, orchestras, and entertainers	6	(D)	(D)	(D)	(D)
7922	Theatrical producers (except motion picture) and miscellaneous theatrical services	4	(D)	(D)	(D)	(D)
7929	Bands, orchestras, actors, and other entertainers and entertainment groups	2	(D)	(D)	(D)	(D)
7999 pt., 84	Museums, art galleries, and botanical and zoological gardens	18	11 615	5 291	1 116	406
7999 pt. 84	Commercial museums, art galleries, and botanical and zoological gardens	8	1 958	905	139	58
84	Noncommercial museums, art galleries, and botanical and zoological gardens	10	9 657	4 386	977	348
8411	Noncommercial museums and art galleries	10	9 657	4 386	977	348
8421	Noncommercial arboreta, botanical and zoological gardens	-	-	-	-	-
7997	Membership sports and recreation clubs	26	14 982	6 024	1 067	569
7999 pt. 84	Fairs	1	(D)	(D)	(D)	(D)
805, 8, 9	Selected health services	50	93 071	46 493	10 861	4 024
805	Nursing and personal care facilities	14	48 361	30 292	7 155	2 708
8051	Skilled nursing care facilities	9	38 099	24 191	5 626	2 131
8059	Nursing and personal care facilities, n.e.c.	5	10 262	6 101	1 529	577
808	Outpatient care facilities	28	37 484	11 547	2 633	782
809	Health and allied services, n.e.c.	8	7 226	4 654	1 073	534
81	Legal aid societies and similar legal services	6	2 173	1 468	398	87
823, 4, 9	Selected educational services	31	3 173	1 381	339	236
823	Libraries and information centers	18	1 661	626	144	112
824	Correspondence schools and vocational schools	3	489	222	49	23
8241, 9	Correspondence and vocational schools, except vocational high schools, n.e.c.	3	489	222	49	23
8243, 4	Data processing, business, and secretarial schools	-	-	-	-	-
829	Schools and educational services, n.e.c.	10	1 023	533	146	101
83	Social services	275	115 676	43 524	10 222	4 644
835	Child day care services	80	7 649	4 663	1 104	715
832, 3, 6, 9	Other social services	195	108 027	38 861	9 118	3 929
832	Individual and family social services	71	24 969	14 004	3 263	1 216
833	Job training and vocational rehabilitation services	23	17 162	8 817	2 135	1 250
836	Residential care	48	11 830	5 994	1 402	707
839	Social services, n.e.c.	53	54 066	10 046	2 318	756
861, 2, 4, 9	Selected membership organizations	184	40 156	14 881	3 497	2 022
861	Business associations	36	7 455	2 670	648	175
864	Civic, social, and fraternal associations	111	23 283	8 506	1 911	1 551
862, 9	Other membership organizations	37	9 418	3 705	938	296
862	Professional membership organizations	11	1 558	857	211	44
869	Membership organizations, n.e.c.	26	7 860	2 848	727	252
892	Noncommercial educational, scientific, and research organizations	5	3 398	1 647	360	110
SYRACUSE SMSA						
	Total	447	206 905	85 943	20 184	28 306
7011 pt., 7032, 704	Hotels, camps, and membership lodging	29	1 644	342	94	59
7011 pt. 7032 704	Hotels	-	-	-	-	-
	Sporting and recreational camps	3	(D)	(D)	(D)	(D)
	Organization hotels and lodging houses, on membership basis	26	(D)	(D)	(D)	(D)
7391, 2, 7	Research, testing, and consulting services	2	(D)	(D)	(D)	(D)
7391	Research and development laboratories	1	(D)	(D)	(D)	(D)
7392	Management, consulting, and public relations services	-	-	-	-	-
7397	Testing laboratories and facilities	1	(D)	(D)	(D)	(D)

Table 4b. Summary Statistics for Firms Exempt From Federal Income Tax for Standard Metropolitan Statistical Areas: 1982—Con.

[Includes only establishments with payroll. For meaning of abbreviations and symbols, see introductory text. For explanation of terms and comparability of 1977 and 1982 censuses, see appendix A. For definitions of SMSA's, see appendix D]

SIC code	Geographic area and kind of business or operation	Establishments (number)	Revenue (\$1,000)	Annual payroll (\$1,000)	First quarter payroll (\$1,000)	Paid employees for pay period including March 12 (number)
SYRACUSE SMSA—Con.						
792, 7997, 7999 pt., 84	Selected amusement, recreation, and related services	35	13 408	5 882	1 366	19 952
792	Producers, orchestras, and entertainers	6	5 200	2 437	637	208
7922	Theatrical producers (except motion picture) and miscellaneous theatrical services	3	(D)	(D)	(D)	(D)
7929	Bands, orchestras, actors, and other entertainers and entertainment groups	3	(D)	(D)	(D)	(D)
7999 pt., 84	Museums, art galleries, and botanical and zoological gardens	10	1 690	702	167	19 512
7999 pt.	Commercial museums, art galleries, and botanical and zoological gardens	2	(D)	(D)	(D)	(D)
84	Noncommercial museums, art galleries, and botanical and zoological gardens	8	(D)	(D)	(D)	(D)
8411	Noncommercial museums and art galleries	8	(D)	(D)	(D)	(D)
8421	Noncommercial arboreta, botanical and zoological gardens	-	-	-	-	-
7997	Membership sports and recreation clubs	19	6 518	2 743	562	232
7999 pt.	Fairs	-	-	-	-	-
805, 8, 9	Selected health services	19	47 598	22 928	5 348	2 206
805	Nursing and personal care facilities	5	27 538	14 524	3 356	1 386
8051	Skilled nursing care facilities	4	(D)	(D)	(D)	(D)
8059	Nursing and personal care facilities, n.e.c.	1	(D)	(D)	(D)	(D)
808	Outpatient care facilities	11	13 009	5 568	1 351	558
809	Health and allied services, n.e.c.	3	7 051	2 836	641	262
81	Legal aid societies and similar legal services	4	(D)	(D)	(D)	(D)
823, 4, 9	Selected educational services	29	7 576	2 027	489	344
823	Libraries and information centers	19	921	376	88	109
824	Correspondence schools and vocational schools	3	(D)	(D)	(D)	(D)
8241, 9	Correspondence and vocational schools, except vocational high schools, n.e.c.	3	(D)	(D)	(D)	(D)
8243, 4	Data processing, business, and secretarial schools	-	-	-	-	-
829	Schools and educational services, n.e.c.	7	(D)	(D)	(D)	(D)
83	Social services	158	68 889	28 643	6 751	3 556
835	Child day care services	45	2 810	1 899	469	366
832, 3, 6, 9	Other social services	113	66 079	26 744	6 282	3 190
832	Individual and family social services	56	22 269	11 184	2 587	1 289
833	Job training and vocational rehabilitation services	5	7 488	4 429	1 083	793
836	Residential care	21	7 051	3 808	846	411
839	Social services, n.e.c.	31	29 271	7 323	1 766	697
861, 2, 4, 9	Selected membership organizations	161	(D)	(D)	(D)	(D)
861	Business associations	29	(D)	(D)	(D)	(D)
864	Civic, social, and fraternal associations	98	12 195	4 256	1 048	653
862, 9	Other membership organizations	34	7 761	2 734	658	259
862	Professional membership organizations	8	2 464	929	218	76
869	Membership organizations, n.e.c.	26	5 297	1 805	440	183
892	Noncommercial educational, scientific, and research organizations	10	(D)	(D)	(D)	(D)
UTICA-ROME SMSA						
Total		257	71 053	34 364	7 986	4 112
7011 pt., 7032, 704	Hotels, camps, and membership lodging	7	(D)	(D)	(D)	(D)
7391, 2, 7	Research, testing, and consulting services	1	(D)	(D)	(D)	(D)
792, 7997, 7999 pt., 84	Selected amusement, recreation, and related services	22	5 424	1 689	273	141
805, 8, 9	Selected health services	19	28 914	17 073	4 012	1 856
805	Nursing and personal care facilities	10	26 742	15 800	3 726	1 718
808	Outpatient care facilities	6	(D)	(D)	(D)	(D)
809	Health and allied services, n.e.c.	3	(D)	(D)	(D)	(D)
81	Legal aid societies and similar legal services	4	(D)	(D)	(D)	(D)
823, 4, 9	Selected educational services	9	624	169	39	53
83	Social services	78	15 369	7 137	1 709	1 063
835	Child day care services	20	484	345	85	67
832, 3, 6, 9	Other social services	58	14 885	6 792	1 624	996
861, 2, 4, 9	Selected membership organizations	113	13 781	4 925	1 202	731
861	Business associations	14	2 429	860	198	55
864	Civic, social, and fraternal associations	75	7 833	2 706	704	536
862, 9	Other membership organizations	24	3 519	1 359	300	140
892	Noncommercial educational, scientific, and research organizations	4	2 368	1 092	246	86

Table 5a. Summary Statistics for Firms Subject to Federal Income Tax for the Area Outside Standard Metropolitan Statistical Areas: 1982

[For meaning of abbreviations and symbols, see introductory text. For explanation of terms and comparability of 1977 and 1982 censuses, see appendix A. For definitions of SMSA's, see appendix D]

SIC code	Kind of business or operation	All establishments				Establishments with payroll				
		Number	Receipts (\$1,000)	Unincorporated businesses or operations		Number	Receipts (\$1,000)	Annual payroll (\$1,000)	First quarter payroll (\$1,000)	Paid employees for pay period including March 12 (number)
				Individual proprietorships (number)	Partnerships (number)					
	Total	††	††	††	††	6 906	1 453 461	475 355	107 903	44 463
70	Hotels, motels, and other lodging places	††	††	††	††	770	330 465	94 426	19 380	11 751
7011	Hotels, motor hotels, and motels	††	††	††	††	580	(D)	(D)	(D)	(D)
7011 pt.	Hotels	††	††	††	††	217	(D)	(D)	(D)	(D)
7011 pt.	Hotels, 25 guestrooms or more	**	**	**	**	121	(D)	(D)	(D)	(D)
7011 pt.	Hotels, less than 25 guestrooms	**	**	**	**	96	8 917	1 871	342	323
7011 pt.	Motels, motor hotels, and tourist courts	††	††	††	††	363	75 208	18 215	3 736	2 550
7011 pt.	Motels, tourist courts	**	**	**	**	347	(D)	(D)	(D)	(D)
7011 pt.	Motor hotels	**	**	**	**	16	(D)	(D)	(D)	(D)
702, 3, 4	Other lodging places	††	††	††	††	190	(D)	(D)	(D)	(D)
703	Trailer parks and camps	††	††	††	††	115	20 903	4 686	442	242
702, 4	Rooming, boarding, and membership lodging	††	††	††	††	75	(D)	(D)	(D)	(D)
72	Personal services	††	††	††	††	874	103 150	30 371	6 925	3 723
721	Laundry, cleaning, and garment services	††	††	††	††	217	(D)	(D)	(D)	(D)
7215	Coin-operated laundries and dry cleaning	††	††	††	††	70	(D)	(D)	(D)	(D)
721 ex.	Other laundry, cleaning, and garment services	††	††	††	††	147	40 735	12 805	2 894	1 421
7215	Power laundries, family and commercial*	**	**	**	**	16	5 451	2 191	490	225
7216	Dry-cleaning plants, except rug cleaning*	**	**	**	**	80	(D)	(D)	(D)	(D)
Other 721	Laundry and cleaning services, n.e.c.*	**	**	**	**	51	(D)	(D)	(D)	(D)
7212	Garment pressing and agents for laundries and dry cleaners	**	**	**	**	2	(D)	(D)	(D)	(D)
7213	Linen supply*	**	**	**	**	19	21 473	5 903	1 313	567
7217	Carpet and upholstery cleaning	**	**	**	**	17	708	167	30	27
7218	Industrial laundries*	**	**	**	**	9	4 358	1 472	334	147
7214, 9	Other laundry, garment services, including diaper*	**	**	**	**	4	146	44	8	7
722	Photographic studios, portrait	††	††	††	††	28	(D)	(D)	(D)	(D)
723, 4	Beauty and barber shops	††	††	††	††	335	(D)	(D)	(D)	(D)
723	Beauty shops	††	††	††	††	316	(D)	(D)	(D)	(D)
724	Barber shops	††	††	††	††	19	666	254	61	41
725	Shoe repair, shoe shine, and hat-cleaning shops	††	††	††	††	8	486	99	24	12
726	Funeral service and crematories	††	††	††	††	208	28 409	6 461	1 475	575
729	Miscellaneous personal services	††	††	††	††	78	9 487	2 451	629	449
73	Business services	††	††	††	††	576	199 514	68 809	16 629	4 796
731	Advertising	††	††	††	††	46	11 189	4 540	1 123	349
7311	Advertising agencies	**	**	**	**	31	7 732	3 326	862	252
7312	Outdoor advertising services	**	**	**	**	9	1 884	581	130	54
7313	Radio, TV, publishers' advertising representatives	**	**	**	**	5	(D)	(D)	(D)	(D)
7319	Advertising, n.e.c.	**	**	**	**	1	(D)	(D)	(D)	(D)
734	Services to dwellings and other buildings	††	††	††	††	99	(D)	(D)	(D)	(D)
7341	Window cleaning	**	**	**	**	3	125	46	7	6
7342	Disinfecting and exterminating services	**	**	**	**	10	1 234	606	138	58
7349	Cleaning and maintenance services, n.e.c.	**	**	**	**	86	(D)	(D)	(D)	(D)
737	Computer and data processing services	††	††	††	††	44	17 501	5 580	1 472	304
7372	Computer programming and other software services	**	**	**	**	21	(D)	(D)	(D)	(D)
7374	Data processing services	**	**	**	**	10	(D)	(D)	(D)	(D)
7379	Computer related services, n.e.c.	**	**	**	**	13	7 153	1 750	389	88
7392	Management, consulting, and public relations services	††	††	††	††	95	(D)	(D)	(D)	(D)
7394	Equipment rental and leasing services	††	††	††	††	56	15 677	3 547	787	265
Other 73	Other business services	††	††	††	††	236	127 758	44 826	10 938	2 764
732	Credit reporting, collection agencies	**	**	**	**	36	4 370	1 862	416	150
7331	Direct mail advertising services	**	**	**	**	4	614	216	53	17
7332	Blueprinting and photocopying services	**	**	**	**	3	(D)	(D)	(D)	(D)
7333	Commercial photography, art, and graphics	**	**	**	**	16	2 834	834	178	73
7339	Stenographic services; and reproduction services, n.e.c.	**	**	**	**	10	499	141	36	30
736	Personnel supply services	**	**	**	**	25	(D)	(D)	(D)	(D)
7361	Employment agencies	**	**	**	**	10	1 130	746	163	128
7362	Help supply services	**	**	**	**	12	4 294	2 976	838	400
7369	Facilities management services	**	**	**	**	3	(D)	(D)	(D)	(D)
7391	Research and development laboratories	**	**	**	**	6	(D)	(D)	(D)	(D)
7397	Testing laboratories and facilities	**	**	**	**	5	(D)	(D)	(D)	(D)
7393	Detective agencies and protective services	**	**	**	**	18	11 650	4 071	932	432
7395	Photofinishing laboratories*	**	**	**	**	7	1 720	565	117	59
7399 pt.	Sign painting shops	**	**	**	**	5	551	215	46	17
7399 pt.	Interior designing	**	**	**	**	9	545	168	22	8
7399 pt.	Telephone answering services	**	**	**	**	14	2 104	830	216	103
735, 7396, 7399 pt.	Other business services, n.e.c.	**	**	**	**	78	23 697	7 319	1 801	601
75	Automotive repair, services, and garages	††	††	††	††	541	81 397	17 857	4 102	1 657
751	Automotive rental and leasing, without drivers	††	††	††	††	28	6 667	946	214	97
752	Automobile parking	††	††	††	††	6	697	183	47	33
7523	Parking lots	**	**	**	**	2	(D)	(D)	(D)	(D)
7525	Parking structures	**	**	**	**	4	(D)	(D)	(D)	(D)

Table 5a. Summary Statistics for Firms Subject to Federal Income Tax for the Area Outside Standard Metropolitan Statistical Areas: 1982—Con.

[For meaning of abbreviations and symbols, see introductory text. For explanation of terms and comparability of 1977 and 1982 censuses, see appendix A. For definitions of SMSA's, see appendix D.]

SIC code	Kind of business or operation	All establishments				Establishments with payroll				
		Number	Receipts (\$1,000)	Unincorporated businesses or operations		Number	Receipts (\$1,000)	Annual payroll (\$1,000)	First quarter payroll (\$1,000)	Paid employees for pay period including March 12 (number)
				Individual proprietorships (number)	Partnerships (number)					
75	Automotive repair, services, and garages—Con.									
753	Automotive repair shops.....	††	††	††	††	466	(D)	(D)	(D)	(D)
7538	General automotive repair shops.....	††	††	††	††	238	33 666	7 063	1 703	653
7538 pt.	General automotive repair shops, except diesel.....	††	††	††	††	225	29 875	6 147	1 467	586
7538 pt.	Diesel repair shops.....	**	**	**	**	13	3 791	916	236	67
7531	Top and body repair shops.....	††	††	††	††	126	15 629	4 042	892	369
7534, 5, 9	Other automotive repair shops.....	††	††	††	††	102	(D)	(D)	(D)	(D)
7534	Tire retreading and repair shops.....	**	**	**	**	5	3 182	496	124	41
7535	Paint shops.....	**	**	**	**	4	521	119	25	8
7539 pt.	Auto electrical and fuel system services.....	**	**	**	**	9	1 932	549	127	43
7539 pt.	Radiator repair.....	**	**	**	**	10	737	129	30	15
7539 pt.	Glass replacement and repair.....	**	**	**	**	13	2 538	602	134	47
7539 pt.	Brake, front end, and wheel alignment.....	**	**	**	**	11	991	312	67	30
7539 pt.	Exhaust system services (muffler shops).....	**	**	**	**	16	6 416	1 384	278	94
7539 pt.	Transmission repair shops.....	**	**	**	**	30	3 539	886	191	68
7539 pt.	Other automotive repair shops, n.e.c.....	**	**	**	**	4	(D)	(D)	(D)	(D)
754	Automotive services, except repair.....	††	††	††	††	41	(D)	(D)	(D)	(D)
7542	Car washes.....	**	**	**	**	26	(D)	(D)	(D)	(D)
7549	Other automotive services.....	**	**	**	**	15	2 158	559	119	69
76	Miscellaneous repair services.....	††	††	††	††	220	32 043	8 749	1 983	705
762	Electrical and electronic repair shops.....	††	††	††	††	74	(D)	(D)	(D)	(D)
7622	Radio and TV repair shops.....	††	††	††	††	36	(D)	(D)	(D)	(D)
7623, 9	Other electrical and electronic repair shops.....	††	††	††	††	38	3 922	1 016	224	90
7623	Refrigeration and air-conditioning repair shops.....	††	††	††	††	17	(D)	(D)	(D)	(D)
7629	Electrical and electronic repair shops, n.e.c.....	**	**	**	**	21	(D)	(D)	(D)	(D)
764	Reupholstery and furniture repair.....	††	††	††	††	20	(D)	(D)	(D)	(D)
763, 9	Other repair shops and related services.....	††	††	††	††	126	22 750	6 242	1 416	474
763	Watch, clock, and jewelry repair.....	**	**	**	**	2	(D)	(D)	(D)	(D)
769	Miscellaneous repair and related services.....	**	**	**	**	124	(D)	(D)	(D)	(D)
7692	Welding repair.....	**	**	**	**	22	3 305	1 040	219	76
7694	Armature rewinding shops.....	**	**	**	**	17	5 554	1 516	350	99
7699	Repair shops and related services, n.e.c.....	**	**	**	**	85	(D)	(D)	(D)	(D)
78, 79	Amusement and recreation services, including motion pictures.....	††	††	††	††	554	(D)	(D)	(D)	(D)
781, 2	Motion picture production, distribution, and services.....	††	††	††	††	10	1 150	345	69	18
783	Motion picture theaters.....	††	††	††	††	98	15 072	2 119	430	436
7832	Motion picture theaters, except drive-in.....	**	**	**	**	64	12 488	1 579	356	370
7833	Drive-in motion picture theaters.....	**	**	**	**	34	2 584	540	74	66
792	Producers, orchestras, and entertainers.....	††	††	††	††	19	2 488	746	221	72
7922	Theatrical producers (except motion picture) and miscellaneous theatrical services.....	**	**	**	**	8	1 851	583	190	53
7929	Bands, orchestras, actors, and other entertainers and entertainment groups.....	**	**	**	**	11	637	163	31	19
793	Bowling alleys and billiards and pool establishments.....	††	††	††	††	111	(D)	(D)	(D)	(D)
7932	Billiard and pool establishments.....	††	††	††	††	1	(D)	(D)	(D)	(D)
7933	Bowling alleys.....	††	††	††	††	110	18 679	4 824	1 439	958
79 ex. 792, 3	Commercial sports and other amusement and recreation services.....	††	††	††	††	316	104 213	26 159	5 988	3 267
794	Commercial sports.....	††	††	††	††	22	(D)	(D)	(D)	(D)
7941	Professional sports clubs, managers, promoters.....	††	††	††	††	2	(D)	(D)	(D)	(D)
7948	Racing, including track operation.....	††	††	††	††	20	19 694	4 564	644	390
79 ex. 792, 3, 4	Other amusement and recreation services.....	††	††	††	††	294	(D)	(D)	(D)	(D)
791	Dance halls, studios, and schools.....	**	**	**	**	11	(D)	(D)	(D)	(D)
7992	Public golf courses.....	**	**	**	**	47	6 098	1 731	500	340
7993	Coin-operated amusement device operators.....	**	**	**	**	32	5 732	1 258	279	119
7996	Amusement parks.....	**	**	**	**	11	20 127	3 931	409	137
7997	Membership sports and recreation clubs.....	**	**	**	**	80	8 380	2 106	337	221
7999	Amusement and recreation services, n.e.c.....	**	**	**	**	113	43 505	12 356	3 779	2 008
7999 pt.	Concession operators of amusement devices, rides.....	**	**	**	**	5	(D)	(D)	(D)	(D)
7999 pt.	Carnivals, circuses, and fairs.....	**	**	**	**	5	(D)	(D)	(D)	(D)
7999 pt.	Other commercial recreation and amusements.....	**	**	**	**	103	(D)	(D)	(D)	(D)
80, ex. 806	Health services, except hospitals.....	††	††	††	††	1 883	(D)	(D)	(D)	(D)
801	Offices of physicians.....	††	††	††	††	1 037	204 926	90 369	21 314	4 233
802	Offices of dentists.....	††	††	††	††	544	71 361	23 207	5 386	2 175
803	Offices of osteopathic physicians.....	††	††	††	††	14	(D)	(D)	(D)	(D)
8041	Offices of chiropractors.....	††	††	††	††	45	3 400	664	136	94
8042	Offices of optometrists.....	††	††	††	††	82	9 570	2 223	494	207
805	Nursing and personal care facilities.....	††	††	††	††	51	71 449	35 209	7 930	4 211
8049, 807, 8, 9	Other health services.....	††	††	††	††	110	18 798	8 045	1 658	542
807	Medical and dental laboratories.....	††	††	††	††	36	(D)	(D)	(D)	(D)
8071	Medical laboratories.....	††	††	††	††	8	(D)	(D)	(D)	(D)
8072	Dental laboratories.....	††	††	††	††	28	4 103	1 717	402	133
8049, 808, 9	Other health services, n.e.c.....	††	††	††	††	74	(D)	(D)	(D)	(D)
81	Legal services.....	††	††	††	††	813	90 183	24 307	5 402	2 175

Table 5a. Summary Statistics for Firms Subject to Federal Income Tax for the Area Outside Standard Metropolitan Statistical Areas: 1982—Con.

[For meaning of abbreviations and symbols, see introductory text. For explanation of terms and comparability of 1977 and 1982 censuses, see appendix A. For definitions of SMSA's, see appendix D.]

SIC code	Kind of business or operation	All establishments				Establishments with payroll				
		Number	Receipts (\$1,000)	Unincorporated businesses or operations		Number	Receipts (\$1,000)	Annual payroll (\$1,000)	First quarter payroll (\$1,000)	Paid employees for pay period including March 12 (number)
				Individual proprietorships (number)	Partnerships (number)					
823, 4, 9	Selected educational services	††	††	††	††	14	(D)	(D)	(D)	(D)
823	Libraries and information centers.....	**	**	**	**	2	(D)	(D)	(D)	(D)
824	Correspondence schools and vocational schools.....	**	**	**	**	4	648	317	60	26
829	Schools and educational services, n.e.c.	**	**	**	**	8	372	98	12	15
891	Engineering, architectural, and surveying services	††	††	††	††	169	26 961	11 101	2 527	698
891 pt.	Architectural services.....	**	**	**	**	34	(D)	(D)	(D)	(D)
891 pt.	Engineering services.....	**	**	**	**	59	(D)	(D)	(D)	(D)
891 pt.	Surveying services.....	**	**	**	**	76	5 644	2 298	477	209
893	Accounting, auditing, and bookkeeping services	††	††	††	††	259	31 886	12 440	3 006	1 003
83, 892, 9	Social and other services	††	††	††	††	233	33 636	12 129	2 615	1 625
83	Social services.....	**	**	**	**	182	(D)	(D)	(D)	(D)
835	Child day care services.....	**	**	**	**	61	1 516	608	148	147
832, 3, 6, 9	Other social services.....	**	**	**	**	121	(D)	(D)	(D)	(D)
892, 9	Other services.....	**	**	**	**	51	(D)	(D)	(D)	(D)

Table 5b. Summary Statistics for Firms Exempt From Federal Income Tax for the Area Outside Standard Metropolitan Statistical Areas: 1982

[Includes only establishments with payroll. For meaning of abbreviations and symbols, see introductory text. For explanation of terms and comparability of 1977 and 1982 censuses, see appendix A. For definitions of SMSA's, see appendix D.]

SIC code	Kind of business or operation	Establishments (number)	Revenue (\$1,000)	Annual payroll (\$1,000)	First quarter payroll (\$1,000)	Paid employees for pay period including March 12 (number)
	Total	1 557	361 193	162 097	36 405	22 680
7011 pt., 7032, 704	Hotels, camps, and membership lodging	108	12 965	3 313	565	535
7011 pt.	Hotels.....	3	(D)	(D)	(D)	(D)
7032	Sporting and recreational camps.....	34	6 818	1 848	212	248
704	Organization hotels and lodging houses, on membership basis.....	71	(D)	(D)	(D)	(D)
7391, 2, 7	Research, testing, and consulting services	5	2 261	1 182	281	73
7391	Research and development laboratories.....	-	-	-	-	-
7392	Management, consulting, and public relations services.....	4	(D)	(D)	(D)	(D)
7397	Testing laboratories and facilities.....	1	(D)	(D)	(D)	(D)
792, 7997, 7999 pt., 84	Selected amusement, recreation, and related services	128	24 329	8 059	1 437	851
792	Producers, orchestras, and entertainers.....	15	1 992	710	98	77
7922	Theatrical producers (except motion picture) and miscellaneous theatrical services.....	13	(D)	(D)	(D)	(D)
7929	Bands, orchestras, actors, and other entertainers and entertainment groups.....	2	(D)	(D)	(D)	(D)
7999 pt., 84	Museums, art galleries, and botanical and zoological gardens.....	54	10 736	3 634	779	399
7999 pt.	Commercial museums, art galleries, and botanical and zoological gardens.....	6	(D)	(D)	(D)	(D)
84	Noncommercial museums, art galleries, and botanical and zoological gardens.....	48	(D)	(D)	(D)	(D)
8411	Noncommercial museums and art galleries.....	47	(D)	(D)	(D)	(D)
8421	Noncommercial arboreta, botanical and zoological gardens.....	1	(D)	(D)	(D)	(D)
7997	Membership sports and recreation clubs.....	46	9 319	3 450	550	368
7999 pt.	Fairs.....	13	2 282	265	10	7
805, 8, 9	Selected health services	89	65 287	34 066	7 975	3 844
805	Nursing and personal care facilities.....	32	52 420	27 016	6 362	3 023
8051	Skilled nursing care facilities.....	25	49 322	25 410	6 016	2 797
8059	Nursing and personal care facilities, n.e.c.	7	3 098	1 606	346	226
808	Outpatient care facilities.....	40	9 032	4 774	1 107	518
809	Health and allied services, n.e.c.	17	3 835	2 276	506	303
81	Legal aid societies and similar legal services	11	4 020	1 083	251	68
823, 4, 9	Selected educational services	137	10 389	4 216	1 002	791
823	Libraries and information centers.....	114	6 060	2 361	567	486
824	Correspondence schools and vocational schools.....	5	392	185	42	52
8241, 9	Correspondence and vocational schools, except vocational high schools, n.e.c.	4	(D)	(D)	(D)	(D)
8243, 4	Data processing, business, and secretarial schools.....	1	(D)	(D)	(D)	(D)
829	Schools and educational services, n.e.c.	18	3 997	1 670	393	253

Table 5b. Summary Statistics for Firms Exempt From Federal Income Tax for the Area Outside Standard Metropolitan Statistical Areas: 1982—Con.

[Includes only establishments with payroll. For meaning of abbreviations and symbols, see introductory text. For explanation of terms and comparability of 1977 and 1982 censuses, see appendix A. For definitions of SMSA's, see appendix D]

SIC code	Kind of business or operation	Establishments (number)	Revenue (\$1,000)	Annual payroll (\$1,000)	First quarter payroll (\$1,000)	Paid employees for pay period including March 12 (number)
83	Social services	497	149 202	77 659	17 631	11 892
835	Child day care services	105	11 452	6 387	1 455	932
832, 3, 6, 9	Other social services	392	137 750	71 272	16 176	10 960
832	Individual and family social services	159	29 377	17 438	4 130	2 155
833	Job training and vocational rehabilitation services	46	46 941	26 825	5 711	5 471
836	Residential care	116	40 611	20 453	4 873	2 469
839	Social services, n.e.c.	71	20 821	6 556	1 462	865
861, 2, 4, 9	Selected membership organizations	563	74 881	26 025	5 753	4 101
861	Business associations	63	12 950	5 807	1 401	566
864	Civic, social, and fraternal associations	387	51 064	16 308	3 428	2 993
862, 9	Other membership organizations	113	10 867	3 910	924	542
862	Professional membership organizations	10	682	114	30	22
869	Membership organizations, n.e.c.	103	10 185	3 796	894	520
892	Noncommercial educational, scientific, and research organizations	19	17 859	6 494	1 510	525

Table 6. Summary Statistics for Firms Subject to Federal Income Tax for Counties With 300 Establishments or More: 1982

[For meaning of abbreviations and symbols, see introductory text. For explanation of terms and comparability of 1977 and 1982 censuses, see appendix A. For information on geographic areas followed by Δ, see appendix F]

SIC code	Geographic area and kind of business or operation	All establishments				Establishments with payroll				
		Number	Receipts (\$1,000)	Unincorporated businesses or operations		Number	Receipts (\$1,000)	Annual payroll (\$1,000)	First quarter payroll (\$1,000)	Paid employees for pay period including March 12 (number)
				Individual proprietorships (number)	Partnerships (number)					
	ALBANY COUNTY									
	Total	††	††	††	††	1 725	614 375	228 614	53 892	17 105
70	Hotels, motels, and other lodging places	††	††	††	††	53	53 884	14 793	3 191	1 919
7011	Hotels, motor hotels, and motels	††	††	††	††	49	(D)	(D)	(D)	(D)
7011 pt.	Hotels	††	††	††	††	9	(D)	(D)	(D)	(D)
7011 pt.	Motels, motor hotels, and tourist courts	††	††	††	††	40	30 871	7 591	1 728	1 125
702, 3, 4	Other lodging places	††	††	††	††	4	(D)	(D)	(D)	(D)
72	Personal services	††	††	††	††	224	35 761	11 334	2 642	1 381
721	Laundry, cleaning, and garment services	††	††	††	††	64	15 629	4 689	1 051	482
7215	Coin-operated laundries and dry cleaning	††	††	††	††	19	2 037	444	92	75
721 ex. 7215	Other laundry, cleaning, and garment services	††	††	††	††	45	13 592	4 245	959	407
7211	Power laundries, family and commercial*	2	(D)	(D)	(D)	(D)
7216	Dry-cleaning plants, except rug cleaning*	26	3 340	1 152	259	143
Other 721	Laundry and cleaning services, n.e.c.*	17	(D)	(D)	(D)	(D)
722	Photographic studios, portrait	††	††	††	††	12	3 803	786	207	83
723, 4	Beauty and barber shops	††	††	††	††	94	6 053	2 734	607	356
723	Beauty shops	††	††	††	††	77	5 481	2 465	543	320
724	Barber shops	††	††	††	††	17	572	269	64	36
725	Shoe repair, shoe shine, and hat-cleaning shops	††	††	††	††	2	(D)	(D)	(D)	(D)
726	Funeral service and crematories	††	††	††	††	24	5 465	1 302	269	89
729	Miscellaneous personal services	††	††	††	††	28	(D)	(D)	(D)	(D)
73	Business services	††	††	††	††	308	170 999	73 349	17 309	5 425
731	Advertising	††	††	††	††	23	11 240	4 095	979	198
734	Services to dwellings and other buildings	††	††	††	††	47	9 174	4 696	1 141	696
737	Computer and data processing services	††	††	††	††	34	43 105	15 301	3 559	727
7392	Management, consulting, and public relations services	††	††	††	††	50	12 418	5 379	1 182	389
7394	Equipment rental and leasing services	††	††	††	††	17	8 644	1 827	415	137
Other 73	Other business services	††	††	††	††	137	86 418	42 051	10 033	3 278
75	Automotive repair, services, and garages	††	††	††	††	165	58 404	11 853	2 672	971
751	Automotive rental and leasing, without drivers	††	††	††	††	21	27 686	3 975	921	286
752	Automobile parking	††	††	††	††	18	(D)	(D)	(D)	(D)
753	Automotive repair shops	††	††	††	††	106	(D)	(D)	(D)	(D)
7538	General automotive repair shops	††	††	††	††	54	(D)	(D)	(D)	(D)
7531	Top and body repair shops	††	††	††	††	21	4 556	1 247	268	102
7534, 5, 9	Other automotive repair shops	††	††	††	††	31	9 566	2 495	561	179
754	Automotive services, except repair	††	††	††	††	20	2 928	876	197	99
76	Miscellaneous repair services	††	††	††	††	67	23 459	8 436	2 017	532
762	Electrical and electronic repair shops	††	††	††	††	23	(D)	(D)	(D)	(D)
7622	Radio and TV repair shops	††	††	††	††	5	(D)	(D)	(D)	(D)
7623, 9	Other electrical and electronic repair shops	††	††	††	††	18	7 801	2 768	644	153
764	Reupholstery and furniture repair	††	††	††	††	8	2 407	939	211	72
763, 9	Other repair shops and related services	††	††	††	††	36	(D)	(D)	(D)	(D)

Table 6. Summary Statistics for Firms Subject to Federal Income Tax for Counties With 300 Establishments or More: 1982—Con.

[For meaning of abbreviations and symbols, see introductory text. For explanation of terms and comparability of 1977 and 1982 censuses, see appendix A. For information on geographic areas followed by Δ, see appendix F]

SIC code	Geographic area and kind of business or operation	All establishments				Establishments with payroll				
		Number	Receipts (\$1,000)	Unincorporated businesses or operations		Number	Receipts (\$1,000)	Annual payroll (\$1,000)	First quarter payroll (\$1,000)	Paid employees for pay period including March 12 (number)
				Individual proprietorships (number)	Partnerships (number)					
ALBANY COUNTY—Con.										
78, 79	Amusement and recreation services, including motion pictures...	††	††	††	††	79	20 801	4 866	1 120	688
781, 2	Motion picture production, distribution, and services	††	††	††	††	2	(D)	(D)	(D)	(D)
783	Motion picture theaters	††	††	††	††	14	6 666	746	129	109
792	Producers, orchestras, and entertainers	††	††	††	††	1	(D)	(D)	(D)	(D)
793	Bowling alleys and billiards and pool establishments	††	††	††	††	16	(D)	(D)	(D)	(D)
79 ex. 792, 3	Commercial sports and other amusement and recreation services	††	††	††	††	46	8 444	2 455	438	234
80, ex. 806	Health services, except hospitals	††	††	††	††	454	120 840	53 761	12 795	3 340
801	Offices of physicians	††	††	††	††	245	65 013	30 632	7 370	1 025
802	Offices of dentists	††	††	††	††	140	23 639	6 854	1 594	561
803	Offices of osteopathic physicians	††	††	††	††	2	(D)	(D)	(D)	(D)
8041	Offices of chiropractors	††	††	††	††	6	507	101	11	12
8042	Offices of optometrists	††	††	††	††	14	1 546	295	81	36
805	Nursing and personal care facilities	††	††	††	††	6	(D)	(D)	(D)	(D)
8049, 807, 8, 9	Other health services	††	††	††	††	41	15 755	8 340	1 980	955
81	Legal services	††	††	††	††	217	71 417	23 593	5 399	1 310
823, 4, 9	Selected educational services	††	††	††	††	14	3 528	905	221	92
891	Engineering, architectural, and surveying services	††	††	††	††	51	22 826	10 391	2 447	521
893	Accounting, auditing, and bookkeeping services	††	††	††	††	65	25 308	12 023	3 394	598
83, 892, 9	Social and other services	††	††	††	††	28	7 148	3 310	685	328
83	Social services	**	**	**	**	21	6 058	2 821	591	305
892, 9	Other services	**	**	**	**	7	1 090	489	94	23
BRONX COUNTY										
	Total	††	††	††	††	2 639	671 972	250 068	58 054	19 376
70	Hotels, motels, and other lodging places	††	††	††	††	30	24 856	7 410	1 848	758
7011	Hotels, motor hotels, and motels	††	††	††	††	21	(D)	(D)	(D)	(D)
7011 pt.	Hotels	††	††	††	††	6	(D)	(D)	(D)	(D)
7011 pt.	Hotels, 25 guestrooms or more	**	**	**	**	3	(D)	(D)	(D)	(D)
7011 pt.	Hotels, less than 25 guestrooms	**	**	**	**	3	264	47	21	7
7011 pt.	Motels, motor hotels, and tourist courts	††	††	††	††	15	7 216	2 200	472	220
7011 pt.	Motels, tourist courts	††	††	††	††	12	(D)	(D)	(D)	(D)
7011 pt.	Motor hotels	**	**	**	**	3	(D)	(D)	(D)	(D)
702, 3, 4	Other lodging places	††	††	††	††	9	(D)	(D)	(D)	(D)
703	Trailering parks and camps	††	††	††	††	9	(D)	(D)	(D)	(D)
702, 4	Rooming, boarding, and membership lodging	††	††	††	††	9	(D)	(D)	(D)	(D)
72	Personal services	††	††	††	††	592	77 176	23 946	5 866	2 611
721	Laundry, cleaning, and garment services	††	††	††	††	282	38 059	13 144	3 151	1 312
7215	Coin-operated laundries and dry cleaning	††	††	††	††	59	5 246	1 183	261	118
721 ex. 7215	Other laundry, cleaning, and garment services	††	††	††	††	223	32 813	11 961	2 890	1 194
7211	Power laundries, family and commercial*	**	**	**	**	9	(D)	(D)	(D)	(D)
7216	Dry-cleaning plants, except rug cleaning*	**	**	**	**	169	14 814	5 561	1 303	648
Other 721	Laundry and cleaning services, n.e.c.*	**	**	**	**	45	(D)	(D)	(D)	(D)
7212	Garment pressing and agents for laundries and dry cleaners	**	**	**	**	20	777	188	46	25
7213	Linen supply*	**	**	**	**	3	(D)	(D)	(D)	(D)
7217	Carpet and upholstery cleaning	**	**	**	**	10	3 133	1 127	267	81
7218	Industrial laundries*	**	**	**	**	3	(D)	(D)	(D)	(D)
7214, 9	Other laundry, garment services, including diaper*	**	**	**	**	9	(D)	(D)	(D)	(D)
722	Photographic studios, portrait	††	††	††	††	8	(D)	(D)	(D)	(D)
723, 4	Beauty and barber shops	††	††	††	††	193	11 706	4 381	1 017	592
723	Beauty shops	††	††	††	††	160	10 761	3 979	915	533
724	Barber shops	††	††	††	††	33	945	402	102	59
725	Shoe repair, shoe shine, and hat-cleaning shops	††	††	††	††	17	(D)	(D)	(D)	(D)
726	Funeral service and crematories	††	††	††	††	64	20 088	4 312	1 018	250
729	Miscellaneous personal services	††	††	††	††	28	(D)	(D)	(D)	(D)
73	Business services	††	††	††	††	272	116 928	51 614	12 360	4 933
731	Advertising	††	††	††	††	7	1 129	209	52	16
7311	Advertising agencies	**	**	**	**	5	(D)	(D)	(D)	(D)
7312	Outdoor advertising services	**	**	**	**	-	-	-	-	-
7313	Radio, TV, publishers' advertising representatives	**	**	**	**	1	(D)	(D)	(D)	(D)
7319	Advertising, n.e.c.	**	**	**	**	1	(D)	(D)	(D)	(D)
734	Services to dwellings and other buildings	††	††	††	††	53	14 113	8 207	1 790	922
7341	Window cleaning	**	**	**	**	5	(D)	(D)	(D)	(D)
7342	Disinfecting and exterminating services	**	**	**	**	12	745	310	70	26
7349	Cleaning and maintenance services, n.e.c.	**	**	**	**	36	(D)	(D)	(D)	(D)
737	Computer and data processing services	††	††	††	††	15	8 620	3 078	758	138
7372	Computer programming and other software services	**	**	**	**	4	(D)	(D)	(D)	(D)
7374	Data processing services	**	**	**	**	5	(D)	(D)	(D)	(D)
7379	Computer related services, n.e.c.	**	**	**	**	6	(D)	(D)	(D)	(D)

Table 6. Summary Statistics for Firms Subject to Federal Income Tax for Counties With 300 Establishments or More: 1982—Con.

For meaning of abbreviations and symbols, see introductory text. For explanation of terms and comparability of 1977 and 1982 censuses, see appendix A. For information on geographic areas followed by Δ, see appendix F.]

SIC code	Geographic area and kind of business or operation	All establishments				Establishments with payroll				
		Number	Receipts (\$1,000)	Unincorporated businesses or operations		Number	Receipts (\$1,000)	Annual payroll (\$1,000)	First quarter payroll (\$1,000)	Paid employees for pay period including March 12 (number)
				Individual proprietorships (number)	Partnerships (number)					
	BRONX COUNTY—Con.									
	Business services—Con.									
73										
7392	Management, consulting, and public relations services.....	††	††	††	††	45	7 407	3 394	802	215
7394	Equipment rental and leasing services.....	††	††	††	††	32	34 373	6 697	1 660	301
Other 73	Other business services.....	††	††	††	††	120	51 286	30 029	7 298	3 341
732	Credit reporting, collection agencies.....	**	**	**	**	5	1 248	376	89	34
7331	Direct mail advertising services.....	**	**	**	**	2	(D)	(D)	(D)	(D)
7332	Blueprinting and photocopying services.....	**	**	**	**	2	(D)	(D)	(D)	(D)
7333	Commercial photography, art, and graphics.....	**	**	**	**	7	772	222	54	18
7339	Stenographic services; and reproduction services, n.e.c.....	**	**	**	**	4	(D)	(D)	(D)	(D)
736	Personnel supply services.....	**	**	**	**	16	9 277	6 681	1 722	506
7361	Employment agencies.....	**	**	**	**	11	3 405	2 149	549	185
7362	Help supply services.....	**	**	**	**	5	5 872	4 532	1 173	321
7369	Facilities management services.....	**	**	**	**	-	-	-	-	-
7391	Research and development laboratories.....	**	**	**	**	2	(D)	(D)	(D)	(D)
7397	Testing laboratories and facilities.....	**	**	**	**	4	(D)	(D)	(D)	(D)
7393	Detective agencies and protective services.....	**	**	**	**	33	27 215	17 400	4 132	2 322
7395	Photofinishing laboratories.....	**	**	**	**	4	(D)	(D)	(D)	(D)
7399 pt.	Sign painting shops.....	**	**	**	**	3	(D)	(D)	(D)	(D)
7399 pt.	Interior designing.....	**	**	**	**	5	(D)	(D)	(D)	(D)
7399 pt.	Telephone answering services.....	**	**	**	**	7	1 776	807	226	82
735, 7396, 7399 pt.	Other business services, n.e.c.....	**	**	**	**	26	3 331	1 636	419	169
75	Automotive repair, services, and garages.....	††	††	††	††	350	70 380	16 837	3 996	1 487
751	Automotive rental and leasing, without drivers.....	††	††	††	††	23	(D)	(D)	(D)	(D)
752	Automobile parking.....	††	††	††	††	31	(D)	(D)	(D)	(D)
7523	Parking lots.....	**	**	**	**	8	(D)	(D)	(D)	(D)
7525	Parking structures.....	**	**	**	**	23	(D)	(D)	(D)	(D)
753	Automotive repair shops.....	††	††	††	††	265	37 560	11 695	2 727	967
7538	General automotive repair shops.....	††	††	††	††	111	13 231	4 005	924	337
7538 pt.	General automotive repair shops, except diesel.....	**	**	**	**	108	12 546	3 745	853	315
7538 pt.	Diesel repair shops.....	**	**	**	**	3	685	260	71	22
7531	Top and body repair shops.....	††	††	††	††	88	11 159	3 440	793	315
7534, 5, 9	Other automotive repair shops.....	††	††	††	††	66	13 170	4 250	1 010	315
7534	Tire retreading and repair shops.....	**	**	**	**	2	(D)	(D)	(D)	(D)
7535	Paint shops.....	**	**	**	**	6	1 353	387	82	37
7539 pt.	Auto electrical and fuel system services.....	**	**	**	**	6	683	249	61	20
7539 pt.	Radiator repair.....	**	**	**	**	5	650	134	28	10
7539 pt.	Glass replacement and repair.....	**	**	**	**	6	(D)	(D)	(D)	(D)
7539 pt.	Brake, front end, and wheel alignment.....	**	**	**	**	17	3 672	1 489	325	90
7539 pt.	Exhaust system services (muffler shops).....	**	**	**	**	5	1 189	326	114	23
7539 pt.	Transmission repair shops.....	**	**	**	**	19	2 673	811	193	71
7539 pt.	Other automotive repair shops, n.e.c.....	**	**	**	**	-	-	-	-	-
754	Automotive services, except repair.....	††	††	††	††	31	3 095	781	194	102
7542	Car washes.....	**	**	**	**	20	1 633	507	126	66
7549	Other automotive services.....	**	**	**	**	11	1 462	274	68	36
76	Miscellaneous repair services.....	††	††	††	††	175	59 269	18 864	4 385	1 243
762	Electrical and electronic repair shops.....	††	††	††	††	67	22 711	6 933	1 639	428
7622	Radio and TV repair shops.....	††	††	††	††	30	13 364	3 426	936	240
7623, 9	Other electrical and electronic repair shops.....	††	††	††	††	37	9 347	3 507	703	188
7623	Refrigeration and air-conditioning repair shops.....	**	**	**	**	23	6 292	2 476	472	116
7629	Electrical and electronic repair shops, n.e.c.....	**	**	**	**	14	3 055	1 031	231	72
764	Reupholstery and furniture repair.....	††	††	††	††	18	(D)	(D)	(D)	(D)
763, 9	Other repair shops and related services.....	††	††	††	††	90	(D)	(D)	(D)	(D)
763	Watch, clock, and jewelry repair.....	**	**	**	**	6	(D)	(D)	(D)	(D)
769	Miscellaneous repair and related services.....	**	**	**	**	84	(D)	(D)	(D)	(D)
7692	Welding repair.....	**	**	**	**	13	9 924	3 944	847	254
7694	Armature rewinding shops.....	**	**	**	**	4	937	302	69	17
7699	Repair shops and related services, n.e.c.....	**	**	**	**	67	(D)	(D)	(D)	(D)
78, 79	Amusement and recreation services, including motion pictures.....	††	††	††	††	80	43 881	17 791	2 497	947
781, 2	Motion picture production, distribution, and services.....	††	††	††	††	2	(D)	(D)	(D)	(D)
783	Motion picture theaters.....	††	††	††	††	18	(D)	(D)	(D)	(D)
7832	Motion picture theaters, except drive-in.....	**	**	**	**	17	(D)	(D)	(D)	(D)
7833	Drive-in motion picture theaters.....	**	**	**	**	1	(D)	(D)	(D)	(D)
792	Producers, orchestras, and entertainers.....	††	††	††	††	5	(D)	(D)	(D)	(D)
7922	Theatrical producers (except motion picture) and miscellaneous theatrical services.....	**	**	**	**	1	(D)	(D)	(D)	(D)
7929	Bands, orchestras, actors, and other entertainers and entertainment groups.....	**	**	**	**	4	(D)	(D)	(D)	(D)
793	Bowling alleys and billiards and pool establishments.....	††	††	††	††	13	3 032	749	199	113
7932	Billiard and pool establishments.....	††	††	††	††	4	(D)	(D)	(D)	(D)
7933	Bowling alleys.....	††	††	††	††	9	(D)	(D)	(D)	(D)

Table 6. Summary Statistics for Firms Subject to Federal Income Tax for Counties With 300 Establishments or More: 1982—Con.

[For meaning of abbreviations and symbols, see introductory text. For explanation of terms and comparability of 1977 and 1982 censuses, see appendix A. For information on geographic areas followed by Δ, see appendix F]

SIC code	Geographic area and kind of business or operation	All establishments				Establishments with payroll				
		Number	Receipts (\$1,000)	Unincorporated businesses or operations		Number	Receipts (\$1,000)	Annual payroll (\$1,000)	First quarter payroll (\$1,000)	Paid employees for pay period including March 12 (number)
				Individual proprietorships (number)	Partnerships (number)					
BRONX COUNTY—Con.										
78, 79	Amusement and recreation services, including motion pictures—Con.									
79 ex. 792, 3	Commercial sports and other amusement and recreation services	††	††	††	††	42	24 508	13 286	1 465	461
794	Commercial sports	††	††	††	††	2	(D)	(D)	(D)	(D)
7941	Professional sports clubs, managers, promoters	††	††	††	††	2	(D)	(D)	(D)	(D)
7948	Racing, including track operation	††	††	††	††	-	-	-	-	-
79 ex. 792, 3, 4	Other amusement and recreation services	††	††	††	††	40	(D)	(D)	(D)	(D)
791	Dance halls, studios, and schools	**	**	**	**	2	(D)	(D)	(D)	(D)
7992	Public golf courses	**	**	**	**	-	-	-	-	-
7993	Coin-operated amusement device operators	**	**	**	**	7	(D)	(D)	(D)	(D)
7996	Amusement parks	**	**	**	**	-	-	-	-	-
7997	Membership sports and recreation clubs	**	**	**	**	8	1 361	378	94	60
7999	Amusement and recreation services, n.e.c.	**	**	**	**	23	(D)	(D)	(D)	(D)
7999 pt.	Concession operators of amusement devices, rides	**	**	**	**	-	(D)	(D)	(D)	(D)
7999 pt.	Carnivals, circuses, and fairs	**	**	**	**	-	-	-	-	-
7999 pt.	Other commercial recreation and amusements	**	**	**	**	23	(D)	(D)	(D)	(D)
80, ex. 806	Health services, except hospitals	††	††	††	††	880	228 642	96 020	23 175	6 042
801	Offices of physicians	††	††	††	††	441	90 020	36 960	9 050	1 585
802	Offices of dentists	††	††	††	††	288	35 840	11 048	2 580	844
803	Offices of osteopathic physicians	††	††	††	††	7	(D)	(D)	(D)	(D)
8041	Offices of chiropractors	††	††	††	††	7	(D)	(D)	(D)	(D)
8042	Offices of optometrists	††	††	††	††	28	(D)	(D)	(D)	(D)
805	Nursing and personal care facilities	††	††	††	††	15	(D)	(D)	(D)	(D)
8049, 807, 8, 9	Other health services	††	††	††	††	94	28 483	10 542	2 338	946
807	Medical and dental laboratories	††	††	††	††	31	5 353	2 114	472	181
8071	Medical laboratories	††	††	††	††	10	2 265	810	195	66
8072	Dental laboratories	††	††	††	††	21	3 088	1 304	277	115
8049, 808, 9	Other health services, n.e.c.	††	††	††	††	63	23 130	8 428	1 866	765
81	Legal services	††	††	††	††	130	20 601	6 262	1 320	335
823, 4, 9	Selected educational services	††	††	††	††	33	10 317	3 666	792	283
823	Libraries and information centers	**	**	**	**	-	-	-	-	-
824	Correspondence schools and vocational schools	**	**	**	**	9	7 564	2 809	580	174
829	Schools and educational services, n.e.c.	**	**	**	**	24	2 753	857	212	109
891	Engineering, architectural, and surveying services	††	††	††	††	17	4 080	1 653	422	90
891 pt.	Architectural services	**	**	**	**	6	(D)	(D)	(D)	(D)
891 pt.	Engineering services	**	**	**	**	8	2 463	1 031	288	52
891 pt.	Surveying services	**	**	**	**	3	(D)	(D)	(D)	(D)
893	Accounting, auditing, and bookkeeping services	††	††	††	††	26	1 857	558	144	57
83, 892, 9	Social and other services	††	††	††	††	54	13 985	5 447	1 249	590
83	Social services	**	**	**	**	47	13 167	5 199	1 187	582
835	Child day care services	**	**	**	**	23	4 335	2 114	460	244
832, 3, 6, 9	Other social services	**	**	**	**	24	8 832	3 085	727	338
892, 9	Other services	**	**	**	**	7	818	248	62	8
BROOME COUNTY										
	Total	††	††	††	††	1 015	267 632	104 759	24 623	8 782
70	Hotels, motels, and other lodging places	††	††	††	††	24	(D)	(D)	(D)	(D)
7011	Hotels, motor hotels, and motels	††	††	††	††	20	(D)	(D)	(D)	(D)
7011 pt.	Hotels	††	††	††	††	6	(D)	(D)	(D)	(D)
7011 pt.	Motels, motor hotels, and tourist courts	††	††	††	††	14	(D)	(D)	(D)	(D)
702, 3, 4	Other lodging places	††	††	††	††	4	(D)	(D)	(D)	(D)
72	Personal services	††	††	††	††	137	17 428	6 150	1 539	833
721	Laundry, cleaning, and garment services	††	††	††	††	32	6 537	2 495	638	290
7215	Coin-operated laundries and dry cleaning	††	††	††	††	10	(D)	(D)	(D)	(D)
721 ex. 7215	Other laundry, cleaning, and garment services	††	††	††	††	22	(D)	(D)	(D)	(D)
7211	Power laundries, family and commercial*	**	**	**	**	1	(D)	(D)	(D)	(D)
7216	Dry-cleaning plants, except rug cleaning*	**	**	**	**	10	1 125	507	117	72
Other 721	Laundry and cleaning services, n.e.c.*	**	**	**	**	11	(D)	(D)	(D)	(D)
722	Photographic studios, portrait	††	††	††	††	8	911	211	56	58
723, 4	Beauty and barber shops	††	††	††	††	57	4 428	1 935	468	243
723	Beauty shops	††	††	††	††	54	4 221	1 846	451	231
724	Barber shops	††	††	††	††	3	207	89	17	12
725	Shoe repair, shoe shine, and hat-cleaning shops	††	††	††	††	2	(D)	(D)	(D)	(D)
726	Funeral service and crematories	††	††	††	††	20	3 792	886	206	59
729	Miscellaneous personal services	††	††	††	††	18	(D)	(D)	(D)	(D)

Table 6. Summary Statistics for Firms Subject to Federal Income Tax for Counties With 300 Establishments or More: 1982—Con.

[For meaning of abbreviations and symbols, see introductory text. For explanation of terms and comparability of 1977 and 1982 censuses, see appendix A. For information on geographic areas followed by Δ, see appendix F]

SIC code	Geographic area and kind of business or operation	All establishments				Establishments with payroll				
		Number	Receipts (\$1,000)	Unincorporated businesses or operations		Number	Receipts (\$1,000)	Annual payroll (\$1,000)	First quarter payroll (\$1,000)	Paid employees for pay period including March 12 (number)
				Individual proprietorships (number)	Partnerships (number)					
BROOME COUNTY—Con.										
73	Business services -----	††	††	††	††	142	55 048	26 328	6 015	2 522
731	Advertising	††	††	††	††	9	(D)	(D)	(D)	(D)
734	Services to dwellings and other buildings	††	††	††	††	19	12 183	7 198	1 389	775
737	Computer and data processing services	††	††	††	††	15	6 799	2 346	525	162
7392	Management, consulting, and public relations services	††	††	††	††	15	(D)	(D)	(D)	(D)
7394	Equipment rental and leasing services	††	††	††	††	14	(D)	(D)	(D)	(D)
Other 73	Other business services	††	††	††	††	70	(D)	(D)	(D)	(D)
75	Automotive repair, services, and garages -----	††	††	††	††	81	23 304	4 738	1 060	394
751	Automotive rental and leasing, without drivers	††	††	††	††	12	9 338	1 288	273	105
752	Automobile parking	††	††	††	††	4	(D)	(D)	(D)	(D)
753	Automotive repair shops	††	††	††	††	61	13 490	3 341	762	267
7538	General automotive repair shops	††	††	††	††	25	4 391	935	237	82
7531	Top and body repair shops	††	††	††	††	14	(D)	(D)	(D)	(D)
7534, 5, 9	Other automotive repair shops	††	††	††	††	22	(D)	(D)	(D)	(D)
754	Automotive services, except repair	††	††	††	††	4	(D)	(D)	(D)	(D)
76	Miscellaneous repair services -----	††	††	††	††	30	4 568	1 372	305	102
762	Electrical and electronic repair shops	††	††	††	††	14	2 871	708	153	45
7622	Radio and TV repair shops	††	††	††	††	6	(D)	(D)	(D)	(D)
7623, 9	Other electrical and electronic repair shops	††	††	††	††	8	(D)	(D)	(D)	(D)
764	Reupholstery and furniture repair	††	††	††	††	2	(D)	(D)	(D)	(D)
763, 9	Other repair shops and related services	††	††	††	††	14	(D)	(D)	(D)	(D)
78, 79	Amusement and recreation services, including motion pictures -----	††	††	††	††	61	(D)	(D)	(D)	(D)
781, 2	Motion picture production, distribution, and services	††	††	††	††	-	-	-	-	-
783	Motion picture theaters	††	††	††	††	9	(D)	(D)	(D)	(D)
792	Producers, orchestras, and entertainers	††	††	††	††	1	(D)	(D)	(D)	(D)
793	Bowling alleys and billiards and pool establishments	††	††	††	††	11	3 993	1 155	312	188
79 ex. 792, 3	Commercial sports and other amusement and recreation services	††	††	††	††	40	7 204	1 664	346	206
80, ex. 806	Health services, except hospitals -----	††	††	††	††	344	90 152	40 373	9 580	2 443
801	Offices of physicians	††	††	††	††	194	50 920	23 883	5 802	827
802	Offices of dentists	††	††	††	††	86	18 715	7 196	1 603	512
803	Offices of osteopathic physicians	††	††	††	††	-	-	-	-	-
8041	Offices of chiropractors	††	††	††	††	8	(D)	(D)	(D)	(D)
8042	Offices of optometrists	††	††	††	††	17	3 252	1 174	237	72
805	Nursing and personal care facilities	††	††	††	††	4	12 396	6 297	1 525	754
8049, 807, 8, 9	Other health services	††	††	††	††	35	(D)	(D)	(D)	(D)
81	Legal services -----	††	††	††	††	106	18 589	5 147	1 096	416
823, 4, 9	Selected educational services -----	††	††	††	††	3	(D)	(D)	(D)	(D)
891	Engineering, architectural, and surveying services -----	††	††	††	††	32	(D)	(D)	(D)	(D)
893	Accounting, auditing, and bookkeeping services -----	††	††	††	††	34	(D)	(D)	(D)	(D)
83, 892, 9	Social and other services -----	††	††	††	††	21	3 764	1 475	382	259
83	Social services	15	3 502	1 423	368	246
892, 9	Other services	6	262	52	14	13
CHAUTAUQUA COUNTY										
	Total -----	††	††	††	††	636	126 984	43 963	10 187	4 075
90	Hotels, motels, and other lodging places -----	††	††	††	††	32	12 176	3 276	757	522
9011	Hotels, motor hotels, and motels	††	††	††	††	27	11 021	3 049	699	498
9011 pt.	Hotels	††	††	††	††	9	8 160	2 402	559	359
9011 pt.	Hotels, motor hotels, and tourist courts	††	††	††	††	18	2 861	647	140	139
902, 3, 4	Other lodging places	††	††	††	††	5	1 155	227	58	24
92	Personal services -----	††	††	††	††	85	11 179	3 021	682	364
921	Laundry, cleaning, and garment services	††	††	††	††	17	3 318	1 034	260	131
9215	Coin-operated laundries and dry cleaning	††	††	††	††	5	288	59	12	7
921 ex. 7215	Other laundry, cleaning, and garment services	††	††	††	††	12	3 030	975	248	124
9211	Power laundries, family and commercial*	-	-	-	-	-
9216	Dry-cleaning plants, except rug cleaning*	7	(D)	(D)	(D)	(D)
Other 721	Laundry and cleaning services, n.e.c.*	5	(D)	(D)	(D)	(D)
922	Photographic studios, portrait	††	††	††	††	3	254	53	11	9
923, 4	Beauty and barber shops -----	††	††	††	††	41	2 004	814	177	127
923	Beauty shops	††	††	††	††	39	(D)	(D)	(D)	(D)
924	Barber shops	††	††	††	††	2	(D)	(D)	(D)	(D)
925	Shoe repair, shoe shine, and hat-cleaning shops	††	††	††	††	1	(D)	(D)	(D)	(D)
926	Funeral service and crematories	††	††	††	††	14	2 547	626	128	44
929	Miscellaneous personal services	††	††	††	††	9	(D)	(D)	(D)	(D)

Table 6. Summary Statistics for Firms Subject to Federal Income Tax for Counties With 300 Establishments or More: 1982—Con.

[For meaning of abbreviations and symbols, see introductory text. For explanation of terms and comparability of 1977 and 1982 censuses, see appendix A. For information on geographic area followed by Δ, see appendix F]

SIC code	Geographic area and kind of business or operation	All establishments				Establishments with payroll				
		Number	Receipts (\$1,000)	Unincorporated businesses or operations		Number	Receipts (\$1,000)	Annual payroll (\$1,000)	First quarter payroll (\$1,000)	Pay employees for period including March 1 (number)
				Individual proprietorships (number)	Partnerships (number)					
CHAUTAUQUA COUNTY—Con.										
73	Business services	††	††	††	††	62	21 511	7 615	1 881	64
731	Advertising	††	††	††	††	4	909	357	84	2
734	Services to dwellings and other buildings	††	††	††	††	16	1 889	894	198	17
737	Computer and data processing services	††	††	††	††	4	(D)	(D)	(D)	(D)
7392	Management, consulting, and public relations services	††	††	††	††	3	(D)	(D)	(D)	(D)
7394	Equipment rental and leasing services	††	††	††	††	13	3 030	821	193	5
Other 73	Other business services	††	††	††	††	22	9 156	3 876	934	30
75	Automotive repair, services, and garages	††	††	††	††	50	8 638	2 108	488	18
751	Automotive rental and leasing, without drivers	††	††	††	††	3	658	76	19	1
752	Automobile parking	††	††	††	††	4	(D)	(D)	(D)	(D)
753	Automotive repair shops	††	††	††	††	38	7 028	1 814	416	13
7538	General automotive repair shops	††	††	††	††	18	3 907	962	230	8
7531	Top and body repair shops	††	††	††	††	12	1 086	316	68	2
7534, 5, 9	Other automotive repair shops	††	††	††	††	8	2 035	536	118	3
754	Automotive services, except repair	††	††	††	††	5	(D)	(D)	(D)	(D)
76	Miscellaneous repair services	††	††	††	††	31	4 104	1 188	300	9
762	Electrical and electronic repair shops	††	††	††	††	7	789	229	66	15
7622	Radio and TV repair shops	††	††	††	††	3	499	121	30	8
7623, 9	Other electrical and electronic repair shops	††	††	††	††	4	290	108	36	11
764	Reupholstery and furniture repair	††	††	††	††	3	72	14	4	4
763, 9	Other repair shops and related services	††	††	††	††	21	3 243	945	230	68
78, 79	Amusement and recreation services, including motion pictures	††	††	††	††	50	12 905	3 709	936	729
781, 2	Motion picture production, distribution, and services	††	††	††	††	-	-	-	-	-
783	Motion picture theaters	††	††	††	††	8	(D)	(D)	(D)	(D)
792	Producers, orchestras, and entertainers	††	††	††	††	-	-	-	-	-
793	Bowling alleys and billiards and pool establishments	††	††	††	††	11	(D)	(D)	(D)	(D)
79 ex. 792, 3	Commercial sports and other amusement and recreation services	††	††	††	††	31	10 360	3 059	776	594
80, ex. 806	Health services, except hospitals	††	††	††	††	205	39 355	17 577	3 930	1 065
801	Offices of physicians	††	††	††	††	104	21 994	11 275	2 613	438
802	Offices of dentists	††	††	††	††	61	7 042	1 749	416	231
803	Offices of osteopathic physicians	††	††	††	††	2	(D)	(D)	(D)	(D)
8041	Offices of chiropractors	††	††	††	††	7	581	71	15	11
8042	Offices of optometrists	††	††	††	††	7	1 134	174	38	24
805	Nursing and personal care facilities	††	††	††	††	6	(D)	(D)	(D)	(D)
8049, 807, 8, 9	Other health services	††	††	††	††	18	3 804	1 863	304	60
81	Legal services	††	††	††	††	64	(D)	(D)	(D)	(D)
823, 4, 9	Selected educational services	††	††	††	††	1	(D)	(D)	(D)	(D)
891	Engineering, architectural, and surveying services	††	††	††	††	14	2 091	804	162	44
893	Accounting, auditing, and bookkeeping services	††	††	††	††	26	3 228	1 212	290	99
83, 892, 9	Social and other services	††	††	††	††	16	3 617	1 421	318	161
83	Social services	**	**	**	**	11	3 400	1 341	307	156
892, 9	Other services	**	**	**	**	5	217	80	11	5
CHEMUNG COUNTY (Coextensive with Elmira, N.Y., SMSA; see table 4a.)										
CLINTON COUNTY										
Total		††	††	††	††	300	56 011	19 839	4 235	1 615
70	Hotels, motels, and other lodging places	††	††	††	††	38	8 195	2 065	448	324
7011	Hotels, motor hotels, and motels	††	††	††	††	28	7 393	1 887	443	319
7011 pt.	Hotels	††	††	††	††	7	4 104	1 097	261	192
7011 pt.	Motels, motor hotels, and tourist courts	††	††	††	††	21	3 289	790	182	127
702, 3, 4	Other lodging places	††	††	††	††	10	802	178	5	5

Table 6. Summary Statistics for Firms Subject to Federal Income Tax for Counties With 300 Establishments or More: 1982—Con.

[For meaning of abbreviations and symbols, see introductory text. For explanation of terms and comparability of 1977 and 1982 censuses, see appendix A. For information on geographic areas followed by Δ, see appendix F]

SIC code	Geographic area and kind of business or operation	All establishments				Establishments with payroll				
		Number	Receipts (\$1,000)	Unincorporated businesses or operations		Number	Receipts (\$1,000)	Annual payroll (\$1,000)	First quarter payroll (\$1,000)	Paid employees for pay period including March 12 (number)
				Individual proprietorships (number)	Partnerships (number)					
CLINTON COUNTY—Con.										
72	Personal services	††	††	††	††	48	4 847	1 700	390	191
721	Laundry, cleaning, and garment services	††	††	††	††	9	1 475	415	96	42
7215	Coin-operated laundries and dry cleaning	††	††	††	††	4	(D)	(D)	(D)	(D)
721 ex. 7215	Other laundry, cleaning, and garment services	††	††	††	††	5	(D)	(D)	(D)	(D)
7211	Power laundries, family and commercial*	**	**	**	**	-	-	-	-	-
7216	Dry-cleaning plants, except rug cleaning*	**	**	**	**	1	(D)	(D)	(D)	(D)
Other 721	Laundry and cleaning services, n.e.c.*	**	**	**	**	4	(D)	(D)	(D)	(D)
722	Photographic studios, portrait	††	††	††	††	1	(D)	(D)	(D)	(D)
723, 4	Beauty and barber shops	††	††	††	††	23	1 637	794	174	106
723	Beauty shops	††	††	††	††	20	1 480	729	159	97
724	Barber shops	††	††	††	††	3	157	65	15	9
725	Shoe repair, shoe shine, and hat-cleaning shops	††	††	††	††	1	(D)	(D)	(D)	(D)
726	Funeral service and crematories	††	††	††	††	8	1 302	397	95	25
729	Miscellaneous personal services	††	††	††	††	6	(D)	(D)	(D)	(D)
73	Business services	††	††	††	††	19	4 242	1 368	282	134
731	Advertising	††	††	††	††	2	(D)	(D)	(D)	(D)
734	Services to dwellings and other buildings	††	††	††	††	2	(D)	(D)	(D)	(D)
737	Computer and data processing services	††	††	††	††	2	(D)	(D)	(D)	(D)
7392	Management, consulting, and public relations services	††	††	††	††	2	(D)	(D)	(D)	(D)
7394	Equipment rental and leasing services	††	††	††	††	1	(D)	(D)	(D)	(D)
Other 73	Other business services	††	††	††	††	10	2 463	915	188	95
75	Automotive repair, services, and garages	††	††	††	††	28	(D)	(D)	(D)	(D)
751	Automotive rental and leasing, without drivers	††	††	††	††	2	(D)	(D)	(D)	(D)
752	Automobile parking	††	††	††	††	1	(D)	(D)	(D)	(D)
753	Automotive repair shops	††	††	††	††	25	3 491	840	201	77
7538	General automotive repair shops	††	††	††	††	12	1 254	239	59	29
7531	Top and body repair shops	††	††	††	††	6	830	207	47	22
7534, 5, 9	Other automotive repair shops	††	††	††	††	7	1 407	394	95	26
754	Automotive services, except repair	††	††	††	††	-	-	-	-	-
76	Miscellaneous repair services	††	††	††	††	13	1 475	369	84	31
762	Electrical and electronic repair shops	††	††	††	††	10	1 134	303	71	21
7622	Radio and TV repair shops	††	††	††	††	5	442	135	38	11
7623, 9	Other electrical and electronic repair shops	††	††	††	††	5	692	168	33	10
764	Reupholstery and furniture repair	††	††	††	††	-	-	-	-	-
763, 9	Other repair shops and related services	††	††	††	††	3	341	66	13	10
78, 79	Amusement and recreation services, including motion pictures	††	††	††	††	22	5 688	1 449	266	146
781, 2	Motion picture production, distribution, and services	††	††	††	††	-	-	-	-	-
783	Motion picture theaters	††	††	††	††	5	(D)	(D)	(D)	(D)
792	Producers, orchestras, and entertainers	††	††	††	††	-	-	-	-	-
793	Bowling alleys and billiards and pool establishments	††	††	††	††	5	(D)	(D)	(D)	(D)
79 ex. 792, 3	Commercial sports and other amusement and recreation services	††	††	††	††	12	3 254	1 028	168	78
80, ex. 806	Health services, except hospitals	††	††	††	††	87	21 959	10 033	2 147	560
801	Offices of physicians	††	††	††	††	51	15 000	7 409	1 544	264
802	Offices of dentists	††	††	††	††	26	3 369	1 220	290	112
803	Offices of osteopathic physicians	††	††	††	††	2	(D)	(D)	(D)	(D)
8041	Offices of chiropractors	††	††	††	††	-	-	-	-	-
8042	Offices of optometrists	††	††	††	††	3	379	135	25	8
805	Nursing and personal care facilities	††	††	††	††	2	(D)	(D)	(D)	(D)
8049, 807, 8, 9	Other health services	††	††	††	††	3	(D)	(D)	(D)	(D)
81	Legal services	††	††	††	††	28	3 948	1 145	204	77
823, 4, 9	Selected educational services	††	††	††	††	1	(D)	(D)	(D)	(D)
891	Engineering, architectural, and surveying services	††	††	††	††	5	513	199	44	14
893	Accounting, auditing, and bookkeeping services	††	††	††	††	8	1 187	573	144	44
83, 892, 9	Social and other services	††	††	††	††	3	105	50	14	8
83	Social services	**	**	**	**	2	(D)	(D)	(D)	(D)
892, 9	Other services	**	**	**	**	1	(D)	(D)	(D)	(D)
DUTCHESS COUNTY (Coextensive with Poughkeepsie, N.Y., SMSA; see table 4a.)										

Table 6. Summary Statistics for Firms Subject to Federal Income Tax for Counties With 300 Establishments or More: 1982—Con.

[For meaning of abbreviations and symbols, see introductory text. For explanation of terms and comparability of 1977 and 1982 censuses, see appendix A. For information on geographic areas followed by Δ, see appendix F]

SIC code	Geographic area and kind of business or operation	All establishments				Establishments with payroll				
		Number	Receipts (\$1,000)	Unincorporated businesses or operations		Number	Receipts (\$1,000)	Annual payroll (\$1,000)	First quarter payroll (\$1,000)	Paid employees for pay period including March 12 (number)
				Individual proprietorships (number)	Partnerships (number)					
ERIE COUNTY										
	Total -----	††	††	††	††	4 937	1 475 429	567 891	135 878	45 613
70	Hotels, motels, and other lodging places -----	††	††	††	††	95	55 699	15 832	3 811	2 326
7011	Hotels, motor hotels, and motels-----	††	††	††	††	74	54 199	15 498	3 730	2 261
7011 pt.	Hotels-----	††	††	††	††	23	38 011	11 092	2 787	1 563
7011 pt.	Hotels, 25 guestrooms or more-----	**	**	**	**	15	(D)	(D)	(D)	(D)
7011 pt.	Hotels, less than 25 guestrooms-----	**	**	**	**	8	(D)	(D)	(D)	(D)
7011 pt.	Hotels, motor hotels, and tourist courts-----	††	††	††	††	51	16 188	4 406	943	698
7011 pt.	Hotels, tourist courts-----	**	**	**	**	46	12 972	3 440	729	555
7011 pt.	Motor hotels-----	**	**	**	**	5	3 216	966	214	143
702, 3, 4	Other lodging places-----	††	††	††	††	21	1 500	334	81	65
703	Trailer parks and camps-----	††	††	††	††	9	974	210	51	28
702, 4	Rooming, boarding, and membership lodging-----	††	††	††	††	12	526	124	30	37
72	Personal services -----	††	††	††	††	719	90 054	31 785	7 445	4 409
721	Laundry, cleaning, and garment services-----	††	††	††	††	167	34 413	12 727	2 913	1 400
7215	Coin-operated laundries and dry cleaning-----	††	††	††	††	28	1 643	414	102	91
721 ex.	Other laundry, cleaning, and garment services-----	††	††	††	††	139	32 770	12 313	2 811	1 309
7215	Power laundries, family and commercial*-----	**	**	**	**	8	2 517	1 034	219	129
7216	Dry-cleaning plants, except rug cleaning*-----	**	**	**	**	92	(D)	(D)	(D)	(D)
Other 721	Laundry and cleaning services, n.e.c.*-----	**	**	**	**	39	(D)	(D)	(D)	(D)
7212	Garment pressing and agents for laundries and dry cleaners-----	**	**	**	**	4	(D)	(D)	(D)	(D)
7213	Linen supply*-----	**	**	**	**	5	(D)	(D)	(D)	(D)
7217	Carpet and upholstery cleaning-----	**	**	**	**	16	(D)	(D)	(D)	(D)
7218	Industrial laundries*-----	**	**	**	**	3	4 444	1 239	295	85
7214, 9	Other laundry, garment services, including diaper*-----	**	**	**	**	11	1 191	440	95	42
722	Photographic studios, portrait-----	††	††	††	††	26	3 899	972	237	199
723, 4	Beauty and barber shops-----	††	††	††	††	331	19 707	8 673	1 966	1 140
723	Beauty shops-----	††	††	††	††	303	18 497	8 122	1 840	1 081
724	Barber shops-----	††	††	††	††	28	1 210	551	126	59
725	Shoe repair, shoe shine, and hat-cleaning shops-----	††	††	††	††	9	(D)	(D)	(D)	(D)
726	Funeral service and crematories-----	††	††	††	††	92	16 161	3 457	827	303
729	Miscellaneous personal services-----	††	††	††	††	94	(D)	(D)	(D)	(D)
73	Business services -----	††	††	††	††	759	365 978	170 051	39 998	14 201
731	Advertising-----	††	††	††	††	54	23 638	10 560	2 553	563
7311	Advertising agencies-----	**	**	**	**	45	(D)	(D)	(D)	(D)
7312	Outdoor advertising services-----	**	**	**	**	3	(D)	(D)	(D)	(D)
7313	Radio, TV, publishers' advertising representatives-----	**	**	**	**	3	(D)	(D)	(D)	(D)
7319	Advertising, n.e.c.-----	**	**	**	**	3	478	132	33	13
734	Services to dwellings and other buildings-----	††	††	††	††	137	28 940	16 328	3 822	2 667
7341	Window cleaning-----	**	**	**	**	10	(D)	(D)	(D)	(D)
7342	Disinfecting and exterminating services-----	**	**	**	**	9	(D)	(D)	(D)	(D)
7349	Cleaning and maintenance services, n.e.c.-----	**	**	**	**	118	27 048	15 560	3 686	2 586
737	Computer and data processing services-----	††	††	††	††	61	(D)	(D)	(D)	(D)
7372	Computer programming and other software services-----	**	**	**	**	29	(D)	(D)	(D)	(D)
7374	Data processing services-----	**	**	**	**	17	(D)	(D)	(D)	(D)
7379	Computer related services, n.e.c.-----	**	**	**	**	15	(D)	(D)	(D)	(D)
7392	Management, consulting, and public relations services-----	††	††	††	††	108	36 468	18 780	4 235	1 293
7394	Equipment rental and leasing services-----	††	††	††	††	52	30 678	8 142	1 507	390
Other 73	Other business services-----	††	††	††	††	347	(D)	(D)	(D)	(D)
732	Credit reporting, collection agencies-----	**	**	**	**	29	(D)	(D)	(D)	(D)
7331	Direct mail advertising services-----	**	**	**	**	9	(D)	(D)	(D)	(D)
7332	Blueprinting and photocopying services-----	**	**	**	**	4	1 721	534	115	34
7333	Commercial photography, art, and graphics-----	**	**	**	**	23	(D)	(D)	(D)	(D)
7339	Stenographic services; and reproduction services, n.e.c.-----	**	**	**	**	14	(D)	(D)	(D)	(D)
736	Personnel supply services-----	**	**	**	**	82	45 202	30 490	7 823	3 176
7361	Employment agencies-----	**	**	**	**	42	11 095	5 885	1 392	532
7362	Help supply services-----	**	**	**	**	38	(D)	(D)	(D)	(D)
7369	Facilities management services-----	**	**	**	**	2	(D)	(D)	(D)	(D)
7391	Research and development laboratories-----	**	**	**	**	10	(D)	(D)	(D)	(D)
7397	Testing laboratories and facilities-----	**	**	**	**	8	(D)	(D)	(D)	(D)
7393	Detective agencies and protective services-----	**	**	**	**	42	25 155	14 422	3 486	2 039
7395	Photofinishing laboratories*-----	**	**	**	**	14	(D)	(D)	(D)	(D)
7399 pt.	Sign painting shops-----	**	**	**	**	4	(D)	(D)	(D)	(D)
7399 pt.	Interior designing-----	**	**	**	**	9	(D)	(D)	(D)	(D)
7399 pt.	Telephone answering services-----	**	**	**	**	4	(D)	(D)	(D)	(D)
735, 7396,	Other business services, n.e.c.-----	**	**	**	**	10	(D)	(D)	(D)	(D)
7399 pt.		**	**	**	**	89	(D)	(D)	(D)	(D)

Table 6. Summary Statistics for Firms Subject to Federal Income Tax for Counties With 300 Establishments or More: 1982—Con.

[For meaning of abbreviations and symbols, see introductory text. For explanation of terms and comparability of 1977 and 1982 censuses, see appendix A. For information on geographic areas followed by Δ, see appendix F]

SIC code	Geographic area and kind of business or operation	All establishments				Establishments with payroll				
		Number	Receipts (\$1,000)	Unincorporated businesses or operations		Number	Receipts (\$1,000)	Annual payroll (\$1,000)	First quarter payroll (\$1,000)	Paid employees for pay period including March 12 (number)
				Individual proprietorships (number)	Partnerships (number)					
ERIE COUNTY—Con.										
75	Automotive repair, services, and garages.....	††	††	††	††	526	148 044	33 207	7 715	2 718
751	Automotive rental and leasing, without drivers	††	††	††	††	42	(D)	(D)	(D)	(D)
752	Automobile parking	††	††	††	††	59	(D)	(D)	(D)	(D)
7523	Parking lots	††	††	††	††	45	(D)	(D)	(D)	(D)
7525	Parking structures	**	**	**	**	14	(D)	(D)	(D)	(D)
753	Automotive repair shops.....	††	††	††	††	378	81 970	22 614	5 234	1 687
7538	General automotive repair shops	††	††	††	††	176	34 850	9 864	2 281	770
7538 pt.	General automotive repair shops, except diesel	††	††	††	††	167	26 393	7 432	1 637	608
7538 pt.	Diesel repair shops	**	**	**	**	9	8 457	2 432	644	162
7531	Top and body repair shops	††	††	††	††	92	17 357	5 116	1 214	387
7534, 5, 9	Other automotive repair shops	††	††	††	††	110	29 763	7 634	1 739	530
7534	Tire retreading and repair shops	**	**	**	**	8	(D)	(D)	(D)	(D)
7535	Paint shops	**	**	**	**	16	3 216	915	176	71
7539 pt.	Auto electrical and fuel system services	**	**	**	**	5	645	243	56	17
7539 pt.	Radiator repair	**	**	**	**	15	(D)	(D)	(D)	(D)
7539 pt.	Glass replacement and repair	**	**	**	**	12	3 179	899	211	56
7539 pt.	Brake, front end, and wheel alignment	**	**	**	**	5	2 941	940	232	64
7539 pt.	Exhaust system services (muffler shops)	**	**	**	**	20	6 820	1 502	348	93
7539 pt.	Transmission repair shops	**	**	**	**	24	4 903	1 379	349	105
7539 pt.	Other automotive repair shops, n.e.c.	**	**	**	**	5	177	44	10	4
754	Automotive services, except repair	††	††	††	††	47	5 463	1 399	340	211
7542	Car washes	**	**	**	**	26	3 153	759	180	134
7549	Other automotive services	**	**	**	**	21	2 310	640	160	77
76	Miscellaneous repair services	††	††	††	††	198	62 465	19 598	4 735	1 211
762	Electrical and electronic repair shops	††	††	††	††	68	20 443	5 810	1 386	386
7622	Radio and TV repair shops	††	††	††	††	22	6 239	1 801	433	135
7623, 9	Other electrical and electronic repair shops	††	††	††	††	46	14 204	4 009	953	251
7623	Refrigeration and air-conditioning repair shops	**	**	**	**	15	(D)	(D)	(D)	(D)
7629	Electrical and electronic repair shops, n.e.c.	**	**	**	**	31	(D)	(D)	(D)	(D)
764	Reupholstery and furniture repair	††	††	††	††	19	2 081	733	163	72
763, 9	Other repair shops and related services.....	††	††	††	††	111	39 941	13 055	3 186	753
763	Watch, clock, and jewelry repair	**	**	**	**	4	785	310	75	32
769	Miscellaneous repair and related services	**	**	**	**	107	39 156	12 745	3 111	721
7692	Welding repair	**	**	**	**	6	1 137	396	84	31
7694	Armature rewinding shops	**	**	**	**	10	(D)	(D)	(D)	(D)
7699	Repair shops and related services, n.e.c.	**	**	**	**	91	(D)	(D)	(D)	(D)
78, 79	Amusement and recreation services, including motion pictures..	††	††	††	††	248	109 546	31 201	8 747	3 190
781, 2	Motion picture production, distribution, and services	††	††	††	††	15	(D)	(D)	(D)	(D)
783	Motion picture theaters	††	††	††	††	26	16 757	2 473	576	535
7832	Motion picture theaters, except drive-in	††	††	††	††	18	14 875	2 031	490	451
7833	Drive-in motion picture theaters	**	**	**	**	8	1 882	442	86	84
792	Producers, orchestras, and entertainers	††	††	††	††	13	(D)	(D)	(D)	(D)
7922	Theatrical producers (except motion picture) and miscellaneous theatrical services	**	**	**	**	4	(D)	(D)	(D)	(D)
7929	Bands, orchestras, actors, and other entertainers and entertainment groups	**	**	**	**	9	(D)	(D)	(D)	(D)
793	Bowling alleys and billiards and pool establishments	††	††	††	††	53	18 709	5 395	1 540	1 100
7932	Billiard and pool establishments	††	††	††	††	2	(D)	(D)	(D)	(D)
7933	Bowling alleys	††	††	††	††	51	(D)	(D)	(D)	(D)
79 ex. 792, 3	Commercial sports and other amusement and recreation services ..	††	††	††	††	141	46 047	20 861	6 155	1 440
794	Commercial sports	††	††	††	††	8	(D)	(D)	(D)	(D)
7941	Professional sports clubs, managers, promoters	††	††	††	††	4	(D)	(D)	(D)	(D)
7948	Racing, including track operation	††	††	††	††	4	(D)	(D)	(D)	(D)
79 ex. 792, 3, 4	Other amusement and recreation services	††	††	††	††	133	(D)	(D)	(D)	(D)
791	Dance halls, studios, and schools	**	**	**	**	19	997	303	71	82
7992	Public golf courses	**	**	**	**	9	842	279	7	4
7993	Coin-operated amusement device operators	**	**	**	**	16	3 290	506	115	60
7996	Amusement parks	**	**	**	**	1	(D)	(D)	(D)	(D)
7997	Membership sports and recreation clubs	**	**	**	**	31	9 600	3 210	652	425
7999	Amusement and recreation services, n.e.c.	**	**	**	**	57	9 741	2 653	570	402
7999 pt.	Concession operators of amusement devices, rides	**	**	**	**	7	1 317	279	22	4
7999 pt.	Carnivals, circuses, and fairs	**	**	**	**	2	(D)	(D)	(D)	(D)
7999 pt.	Other commercial recreation and amusements.....	**	**	**	**	48	(D)	(D)	(D)	(D)

Table 6. Summary Statistics for Firms Subject to Federal Income Tax for Counties With 300 Establishments or More: 1982—Con.

[For meaning of abbreviations and symbols, see introductory text. For explanation of terms and comparability of 1977 and 1982 censuses, see appendix A. For information on geographic areas followed by Δ, see appendix F]

SIC code	Geographic area and kind of business or operation	All establishments				Establishments with payroll				
		Number	Receipts (\$1,000)	Unincorporated businesses or operations		Number	Receipts (\$1,000)	Annual payroll (\$1,000)	First quarter payroll (\$1,000)	Paid employees for pay period including March 12 (number)
				Individual proprietorships (number)	Partnerships (number)					
ERIE COUNTY—Con.										
80, ex. 806	Health services, except hospitals -----	††	††	††	††	1 477	350 836	154 529	36 420	10 650
801	Offices of physicians -----	††	††	††	††	803	184 989	88 313	20 990	3 261
802	Offices of dentists -----	††	††	††	††	418	62 523	19 829	4 664	1 784
803	Offices of osteopathic physicians -----	††	††	††	††	15	(D)	(D)	(D)	(D)
8041	Offices of chiropractors -----	††	††	††	††	28	(D)	(D)	(D)	(D)
8042	Offices of optometrists -----	††	††	††	††	43	4 821	1 329	299	126
805	Nursing and personal care facilities -----	††	††	††	††	25	54 172	24 890	5 809	3 225
8049, 807, 8, 9	Other health services -----	††	††	††	††	145	40 694	18 996	4 367	2 137
807	Medical and dental laboratories -----	††	††	††	††	52	17 225	6 798	1 599	527
8071	Medical laboratories -----	††	††	††	††	23	11 322	4 119	943	289
8072	Dental laboratories -----	††	††	††	††	29	5 903	2 679	656	238
8049, 808, 9	Other health services, n.e.c. -----	††	††	††	††	93	23 469	12 198	2 768	1 610
81	Legal services -----	††	††	††	††	464	123 910	41 525	9 625	2 473
823, 4, 9	Selected educational services -----	††	††	††	††	34	14 270	6 387	975	571
823	Libraries and information centers -----	**	**	**	**	-	-	-	-	-
824	Correspondence schools and vocational schools -----	**	**	**	**	11	(D)	(D)	(D)	(D)
829	Schools and educational services, n.e.c. -----	**	**	**	**	23	(D)	(D)	(D)	(D)
891	Engineering, architectural, and surveying services -----	††	††	††	††	123	88 052	37 023	10 021	1 619
891 pt.	Architectural services -----	**	**	**	**	37	(D)	(D)	(D)	(D)
891 pt.	Engineering services -----	**	**	**	**	63	59 664	24 975	6 717	1 005
891 pt.	Surveying services -----	**	**	**	**	23	(D)	(D)	(D)	(D)
893	Accounting, auditing, and bookkeeping services -----	††	††	††	††	197	52 950	20 386	4 993	1 285
83, 892, 9	Social and other services -----	††	††	††	††	97	13 625	6 367	1 391	960
83	Social services -----	**	**	**	**	74	(D)	(D)	(D)	(D)
835	Child day care services -----	**	**	**	**	44	(D)	(D)	(D)	(D)
832, 3, 6, 9	Other social services -----	**	**	**	**	30	10 283	4 860	1 056	713
892, 9	Other services -----	**	**	**	**	23	(D)	(D)	(D)	(D)
JEFFERSON COUNTY										
	Total -----	††	††	††	††	331	60 934	21 381	4 561	1 670
70	Hotels, motels, and other lodging places -----	††	††	††	††	50	10 942	3 304	478	373
7011	Hotels, motor hotels, and motels -----	††	††	††	††	44	10 385	3 160	455	356
7011 pt.	Hotels -----	††	††	††	††	9	3 728	1 446	115	170
7011 pt.	Motels, motor hotels, and tourist courts -----	††	††	††	††	35	6 657	1 714	340	186
702, 3, 4	Other lodging places -----	††	††	††	††	6	557	144	23	17
72	Personal services -----	††	††	††	††	35	(D)	(D)	(D)	(D)
721	Laundry, cleaning, and garment services -----	††	††	††	††	9	1 498	519	93	57
7215	Coin-operated laundries and dry cleaning -----	††	††	††	††	3	241	50	12	12
721 ex. 7215	Other laundry, cleaning, and garment services -----	††	††	††	††	6	1 257	469	81	45
7211	Power laundries, family and commercial* -----	**	**	**	**	1	(D)	(D)	(D)	(D)
7216	Dry-cleaning plants, except rug cleaning* -----	**	**	**	**	4	(D)	(D)	(D)	(D)
Other 721	Laundry and cleaning services, n.e.c.* -----	**	**	**	**	1	(D)	(D)	(D)	(D)
722	Photographic studios, portrait -----	††	††	††	††	1	(D)	(D)	(D)	(D)
723, 4	Beauty and barber shops -----	††	††	††	††	6	303	125	27	18
723	Beauty shops -----	††	††	††	††	5	(D)	(D)	(D)	(D)
724	Barber shops -----	††	††	††	††	1	(D)	(D)	(D)	(D)
725	Shoe repair, shoe shine, and hat-cleaning shops -----	††	††	††	††	-	-	-	-	-
726	Funeral service and crematories -----	††	††	††	††	16	1 669	406	96	36
729	Miscellaneous personal services -----	††	††	††	††	3	(D)	(D)	(D)	(D)
73	Business services -----	††	††	††	††	21	4 359	1 593	351	113
731	Advertising -----	††	††	††	††	2	(D)	(D)	(D)	(D)
734	Services to dwellings and other buildings -----	††	††	††	††	3	143	56	9	10
737	Computer and data processing services -----	††	††	††	††	3	(D)	(D)	(D)	(D)
7392	Management, consulting, and public relations services -----	††	††	††	††	2	(D)	(D)	(D)	(D)
7394	Equipment rental and leasing services -----	††	††	††	††	1	(D)	(D)	(D)	(D)
Other 73	Other business services -----	††	††	††	††	10	1 889	671	165	59
75	Automotive repair, services, and garages -----	††	††	††	††	24	4 476	1 009	224	98
751	Automotive rental and leasing, without drivers -----	††	††	††	††	4	(D)	(D)	(D)	(D)
752	Automobile parking -----	††	††	††	††	-	-	-	-	-
753	Automotive repair shops -----	††	††	††	††	19	2 920	709	145	61
7538	General automotive repair shops -----	††	††	††	††	12	906	182	43	23
7531	Top and body repair shops -----	††	††	††	††	1	(D)	(D)	(D)	(D)
7534, 5, 9	Other automotive repair shops -----	††	††	††	††	6	(D)	(D)	(D)	(D)
754	Automotive services, except repair -----	††	††	††	††	1	(D)	(D)	(D)	(D)

Table 6. Summary Statistics for Firms Subject to Federal Income Tax for Counties With 300 Establishments or More: 1982—Con.

[For meaning of abbreviations and symbols, see introductory text. For explanation of terms and comparability of 1977 and 1982 censuses, see appendix A. For information on geographic areas followed by Δ, see appendix F]

SIC code	Geographic area and kind of business or operation	All establishments				Establishments with payroll				
		Number	Receipts (\$1,000)	Unincorporated businesses or operations		Number	Receipts (\$1,000)	Annual payroll (\$1,000)	First quarter payroll (\$1,000)	Paid employees for pay period including March 12 (number)
				Individual proprietorships (number)	Partnerships (number)					
JEFFERSON COUNTY—Con.										
76	Miscellaneous repair services -----	††	††	††	††	9	2 027	542	121	35
762	Electrical and electronic repair shops -----	††	††	††	††	3	533	85	16	8
7622	Radio and TV repair shops -----	††	††	††	††	3	533	85	16	8
7623, 9	Other electrical and electronic repair shops -----	††	††	††	††	-	-	-	-	-
764	Reupholstery and furniture repair -----	††	††	††	††	-	(D)	(D)	(D)	(D)
763, 9	Other repair shops and related services -----	††	††	††	††	6	(D)	(D)	(D)	(D)
78, 79	Amusement and recreation services, including motion pictures... -----	††	††	††	††	31	4 293	963	224	164
781, 2	Motion picture production, distribution, and services -----	††	††	††	††	-	-	-	-	-
783	Motion picture theaters -----	††	††	††	††	5	(D)	(D)	(D)	(D)
792	Producers, orchestras, and entertainers -----	††	††	††	††	-	-	-	-	-
793	Bowling alleys and billiards and pool establishments -----	††	††	††	††	9	(D)	(D)	(D)	(D)
79 ex. 792, 3	Commercial sports and other amusement and recreation services -----	††	††	††	††	17	2 060	478	90	78
80, ex. 806	Health services, except hospitals -----	††	††	††	††	99	22 060	10 212	2 306	521
801	Offices of physicians -----	††	††	††	††	54	(D)	(D)	(D)	(D)
802	Offices of dentists -----	††	††	††	††	30	3 427	880	201	106
803	Offices of osteopathic physicians -----	††	††	††	††	1	(D)	(D)	(D)	(D)
8041	Offices of chiropractors -----	††	††	††	††	3	238	83	14	4
8042	Offices of optometrists -----	††	††	††	††	-	-	-	-	-
805	Nursing and personal care facilities -----	††	††	††	††	1	(D)	(D)	(D)	(D)
8049, 807, 8, 9	Other health services -----	††	††	††	††	10	927	401	92	28
81	Legal services -----	††	††	††	††	30	4 503	973	214	91
823, 4, 9	Selected educational services -----	††	††	††	††	1	(D)	(D)	(D)	(D)
891	Engineering, architectural, and surveying services -----	††	††	††	††	9	1 893	517	114	42
893	Accounting, auditing, and bookkeeping services -----	††	††	††	††	12	1 854	933	242	62
83, 892, 9	Social and other services -----	††	††	††	††	10	730	190	41	30
83	Social services -----	∴	∴	∴	∴	7	(D)	(D)	(D)	(D)
892, 9	Other services -----	∴	∴	∴	∴	3	(D)	(D)	(D)	(D)
KINGS COUNTY										
	Total -----	††	††	††	††	6 422	1 519 059	560 228	131 975	42 915
70	Hotels, motels, and other lodging places -----	††	††	††	††	39	15 446	4 130	926	403
7011	Hotels, motor hotels, and motels -----	††	††	††	††	20	12 523	3 493	769	357
7011 pt.	Hotels -----	††	††	††	††	15	(D)	(D)	(D)	(D)
7011 pt.	Hotels, 25 guestrooms or more -----	∴	∴	∴	∴	10	7 516	1 863	422	196
7011 pt.	Hotels, less than 25 guestrooms -----	∴	∴	∴	∴	5	(D)	(D)	(D)	(D)
7011 pt.	Motels, motor hotels, and tourist courts -----	††	††	††	††	5	(D)	(D)	(D)	(D)
7011 pt.	Motels, tourist courts -----	∴	∴	∴	∴	3	(D)	(D)	(D)	(D)
7011 pt.	Motor hotels -----	∴	∴	∴	∴	2	(D)	(D)	(D)	(D)
702, 3, 4	Other lodging places -----	††	††	††	††	19	2 923	637	157	46
703	Trailing parks and camps -----	††	††	††	††	8	(D)	(D)	(D)	(D)
702, 4	Rooming, boarding, and membership lodging -----	††	††	††	††	11	(D)	(D)	(D)	(D)
72	Personal services -----	††	††	††	††	1 275	219 904	69 701	16 870	6 981
721	Laundry, cleaning, and garment services -----	††	††	††	††	523	130 276	43 083	10 453	3 984
7215	Coin-operated laundries and dry cleaning -----	††	††	††	††	83	4 842	1 130	261	159
721 ex. 7215	Other laundry, cleaning, and garment services -----	††	††	††	††	440	125 434	41 953	10 192	3 825
7215	Power laundries, family and commercial* -----	∴	∴	∴	∴	31	11 206	5 408	1 349	571
7216	Dry-cleaning plants, except rug cleaning* -----	∴	∴	∴	∴	291	22 508	7 800	1 915	976
Other 721	Laundry and cleaning services, n.e.c.* -----	∴	∴	∴	∴	118	91 720	28 745	6 928	2 278
7212	Garment pressing and agents for laundries and dry cleaners -----	∴	∴	∴	∴	41	2 368	681	177	105
7213	Linen supply* -----	∴	∴	∴	∴	21	61 874	18 931	4 433	1 490
7217	Carpet and upholstery cleaning -----	∴	∴	∴	∴	21	7 006	1 656	441	149
7218	Industrial laundries* -----	∴	∴	∴	∴	13	19 752	7 263	1 821	500
7214, 9	Other laundry, garment services, including diaper* -----	∴	∴	∴	∴	22	720	214	56	34
722	Photographic studios, portrait -----	††	††	††	††	26	3 876	757	180	83
723, 4	Beauty and barber shops -----	††	††	††	††	486	23 251	8 821	2 080	1 278
723	Beauty shops -----	††	††	††	††	388	20 162	7 472	1 740	1 077
724	Barber shops -----	††	††	††	††	98	3 089	1 349	340	201
725	Shoe repair, shoe shine, and hat-cleaning shops -----	††	††	††	††	24	1 084	324	76	48
726	Funeral service and crematories -----	††	††	††	††	129	41 573	10 143	2 542	553
729	Miscellaneous personal services -----	††	††	††	††	87	19 844	6 573	1 539	1 035

Table 6. Summary Statistics for Firms Subject to Federal Income Tax for Counties With 300 Establishments or More: 1982—Con.

[For meaning of abbreviations and symbols, see introductory text. For explanation of terms and comparability of 1977 and 1982 censuses, see appendix A. For information on geographic areas followed by Δ, see appendix F]

SIC code	Geographic area and kind of business or operation	All establishments				Establishments with payroll				Paid employees for pay period including March 12 (number)
		Number	Receipts (\$1,000)	Unincorporated businesses or operations		Number	Receipts (\$1,000)	Annual payroll (\$1,000)	First quarter payroll (\$1,000)	
				Individual proprietorships (number)	Partnerships (number)					
KINGS COUNTY—Con.										
73	Business services	††	††	††	††	734	250 414	110 602	26 641	10 417
731	Advertising	††	††	††	††	24	9 607	2 876	654	176
7311	Advertising agencies	††	††	††	††	13	2 600	930	207	62
7312	Outdoor advertising services	**	**	**	**	4	(D)	(D)	(D)	(D)
7313	Radio, TV, publishers' advertising representatives	**	**	**	**	3	(D)	(D)	(D)	(D)
7319	Advertising, n.e.c.	**	**	**	**	4	(D)	(D)	(D)	(D)
734	Services to dwellings and other buildings	††	††	††	††	120	29 511	16 772	4 111	1 865
7341	Window cleaning	**	**	**	**	8	284	110	26	11
7342	Disinfecting and exterminating services	**	**	**	**	51	6 751	2 903	732	228
7349	Cleaning and maintenance services, n.e.c.	**	**	**	**	61	22 476	13 759	3 353	1 626
737	Computer and data processing services	††	††	††	††	86	21 229	7 867	1 830	363
7372	Computer programming and other software services	**	**	**	**	41	(D)	(D)	(D)	(D)
7374	Data processing services	**	**	**	**	17	(D)	(D)	(D)	(D)
7379	Computer related services, n.e.c.	**	**	**	**	28	(D)	(D)	(D)	(D)
7392	Management, consulting, and public relations services	††	††	††	††	108	18 269	7 638	1 575	463
7394	Equipment rental and leasing services	††	††	††	††	50	29 254	7 022	1 628	349
Other 73	Other business services	††	††	††	††	346	142 544	68 427	16 843	7 201
732	Credit reporting, collection agencies	**	**	**	**	7	899	402	86	16
7331	Direct mail advertising services	**	**	**	**	12	6 735	3 565	1 029	572
7332	Blueprinting and photocopying services	**	**	**	**	3	779	268	63	42
7333	Commercial photography, art, and graphics	**	**	**	**	29	2 619	738	189	57
7339	Stenographic services; and reproduction services, n.e.c.	**	**	**	**	19	2 997	737	219	59
736	Personnel supply services	**	**	**	**	31	34 534	20 055	5 002	2 505
7361	Employment agencies	**	**	**	**	12	(D)	(D)	(D)	(D)
7362	Help supply services	**	**	**	**	18	33 490	19 563	4 896	2 464
7369	Facilities management services	**	**	**	**	1	(D)	(D)	(D)	(D)
7391	Research and development laboratories	**	**	**	**	3	(D)	(D)	(D)	(D)
7397	Testing laboratories and facilities	**	**	**	**	4	2 012	745	179	36
7393	Detective agencies and protective services	**	**	**	**	64	37 663	23 692	5 425	2 541
7395	Photofinishing laboratories*	**	**	**	**	15	4 080	857	205	75
7399 pt.	Sign painting shops	**	**	**	**	6	244	87	17	10
7399 pt.	Interior designing	**	**	**	**	12	1 006	270	68	28
7399 pt.	Telephone answering services	**	**	**	**	14	4 700	2 015	457	222
735, 7396, 7399 pt.	Other business services, n.e.c.	**	**	**	**	127	(D)	(D)	(D)	(D)
75	Automotive repair, services, and garages	††	††	††	††	805	149 744	38 381	9 296	3 186
751	Automotive rental and leasing, without drivers	††	††	††	††	50	42 583	6 964	2 055	399
752	Automobile parking	††	††	††	††	58	7 989	2 431	533	235
7523	Parking lots	**	**	**	**	31	4 194	967	222	105
7525	Parking structures	**	**	**	**	27	3 795	1 464	311	130
753	Automotive repair shops	††	††	††	††	628	92 806	26 990	6 253	2 324
7538	General automotive repair shops	††	††	††	††	283	30 157	8 612	1 961	755
7538 pt.	General automotive repair shops, except diesel	**	**	**	**	276	28 240	8 133	1 852	724
7538 pt.	Diesel repair shops	**	**	**	**	7	1 917	479	109	31
7531	Top and body repair shops	††	††	††	††	179	26 191	7 496	1 771	653
7534, 5, 9	Other automotive repair shops	††	††	††	††	166	36 458	10 882	2 521	916
7534	Tire retreading and repair shops	**	**	**	**	10	1 463	506	113	41
7535	Paint shops	**	**	**	**	12	2 779	908	165	76
7539 pt.	Auto electrical and fuel system services	**	**	**	**	15	1 595	528	139	48
7539 pt.	Radiator repair	**	**	**	**	12	3 201	1 014	233	106
7539 pt.	Glass replacement and repair	**	**	**	**	30	6 219	1 478	341	144
7539 pt.	Brake, front end, and wheel alignment	**	**	**	**	32	10 346	3 112	748	218
7539 pt.	Exhaust system services (muffler shops)	**	**	**	**	15	(D)	(D)	(D)	(D)
7539 pt.	Transmission repair shops	**	**	**	**	34	(D)	(D)	(D)	(D)
7539 pt.	Other automotive repair shops, n.e.c.	**	**	**	**	6	(D)	(D)	(D)	(D)
754	Automotive services, except repair	††	††	††	††	69	6 366	1 996	455	228
7542	Car washes	**	**	**	**	37	3 585	1 036	222	137
7549	Other automotive services	**	**	**	**	32	2 781	960	233	91
76	Miscellaneous repair services	††	††	††	††	340	102 321	39 337	9 320	2 486
762	Electrical and electronic repair shops	††	††	††	††	119	27 162	10 214	2 371	608
7622	Radio and TV repair shops	††	††	††	††	51	12 160	4 628	1 099	326
7623, 9	Other electrical and electronic repair shops	††	††	††	††	68	15 002	5 586	1 272	282
7623	Refrigeration and air-conditioning repair shops	**	**	**	**	32	6 400	2 310	545	105
7629	Electrical and electronic repair shops, n.e.c.	**	**	**	**	36	8 602	3 276	727	177
764	Reupholstery and furniture repair	††	††	††	††	41	5 850	2 147	442	205
763, 9	Other repair shops and related services	††	††	††	††	180	69 309	26 976	6 507	1 673
763	Watch, clock, and jewelry repair	**	**	**	**	8	441	140	30	12
769	Miscellaneous repair and related services	**	**	**	**	172	68 868	26 836	6 477	1 661
7692	Welding repair	**	**	**	**	21	(D)	(D)	(D)	(D)
7694	Armature rewinding shops	**	**	**	**	10	(D)	(D)	(D)	(D)
7699	Repair shops and related services, n.e.c.	**	**	**	**	141	(D)	(D)	(D)	(D)

Table 6. Summary Statistics for Firms Subject to Federal Income Tax for Counties With 300 Establishments or More: 1982—Con.

[For meaning of abbreviations and symbols, see introductory text. For explanation of terms and comparability of 1977 and 1982 censuses, see appendix A. For information on geographic areas followed by Δ, see appendix F]

SIC code	Geographic area and kind of business or operation	All establishments				Establishments with payroll				
		Number	Receipts (\$1,000)	Unincorporated businesses or operations		Number	Receipts (\$1,000)	Annual payroll (\$1,000)	First quarter payroll (\$1,000)	Paid employees for pay period including March 12 (number)
				Individual proprietorships (number)	Partnerships (number)					
KINGS COUNTY—Con.										
78, 79	Amusement and recreation services, including motion pictures...	††	††	††	††	223	57 965	14 744	3 332	1 824
781, 2	Motion picture production, distribution, and services	††	††	††	††	17	(D)	(D)	(D)	(D)
783	Motion picture theaters	††	††	††	††	30	25 982	5 469	1 315	648
7832	Motion picture theaters, except drive-in	††	††	††	††	30	25 982	5 469	1 315	648
7833	Drive-in motion picture theaters	-	-	-	-	-
792	Producers, orchestras, and entertainers	††	††	††	††	23	(D)	(D)	(D)	(D)
7922	Theatrical producers (except motion picture) and miscellaneous theatrical services	13	(D)	(D)	(D)	(D)
7929	Bands, orchestras, actors, and other entertainers and entertainment groups	10	(D)	(D)	(D)	(D)
793	Bowling alleys and billiards and pool establishments	††	††	††	††	28	8 379	2 559	648	348
7932	Billiard and pool establishments	††	††	††	††	6	401	136	35	19
7933	Bowling alleys	††	††	††	††	22	7 978	2 423	613	329
79 ex. 792, 3	Commercial sports and other amusement and recreation services	††	††	††	††	125	18 980	5 172	1 040	641
794	Commercial sports	††	††	††	††	5	(D)	(D)	(D)	(D)
7941	Professional sports clubs, managers, promoters	††	††	††	††	1	(D)	(D)	(D)	(D)
7948	Racing, including track operation	††	††	††	††	4	(D)	(D)	(D)	(D)
79 ex. 792, 3, 4	Other amusement and recreation services	††	††	††	††	120	(D)	(D)	(D)	(D)
791	Dance halls, studios, and schools	24	(D)	(D)	(D)	(D)
7992	Public golf courses	1	(D)	(D)	(D)	(D)
7993	Coin-operated amusement device operators	19	2 721	793	143	59
7996	Amusement parks	7	1 780	621	42	18
7997	Membership sports and recreation clubs	13	2 884	673	131	85
7999	Amusement and recreation services, n.e.c.	56	10 058	2 550	578	403
7999 pt.	Concession operators of amusement devices, rides	10	(D)	(D)	(D)	(D)
7999 pt.	Carnivals, circuses, and fairs	1	(D)	(D)	(D)	(D)
7999 pt.	Other commercial recreation and amusements	45	(D)	(D)	(D)	(D)
80, ex. 806	Health services, except hospitals	††	††	††	††	2 184	505 199	207 997	49 399	11 202
801	Offices of physicians	††	††	††	††	1 128	247 809	109 816	26 477	3 964
802	Offices of dentists	††	††	††	††	665	96 029	29 603	6 642	2 232
803	Offices of osteopathic physicians	††	††	††	††	19	3 467	1 521	390	65
8041	Offices of chiropractors	††	††	††	††	36	3 175	697	133	71
8042	Offices of optometrists	††	††	††	††	58	6 451	1 546	344	137
805	Nursing and personal care facilities	††	††	††	††	20	73 806	37 208	9 000	2 640
8049, 807, 8, 9	Other health services	††	††	††	††	258	74 462	27 606	6 413	2 093
807	Medical and dental laboratories	††	††	††	††	97	25 474	11 253	2 735	844
8071	Medical laboratories	††	††	††	††	33	12 119	5 221	1 281	397
8072	Dental laboratories	††	††	††	††	64	13 355	6 032	1 454	447
8049, 808, 9	Other health services, n.e.c.	††	††	††	††	161	48 988	16 353	3 678	1 249
81	Legal services	††	††	††	††	420	77 790	24 014	5 467	1 296
823, 4, 9	Selected educational services	††	††	††	††	59	23 693	6 332	1 358	552
823	Libraries and information centers	-	-	-	-	-
824	Correspondence schools and vocational schools	13	18 908	4 583	988	342
829	Schools and educational services, n.e.c.	46	4 785	1 749	370	210
891	Engineering, architectural, and surveying services	††	††	††	††	51	14 367	3 939	860	228
891 pt.	Architectural services	19	(D)	(D)	(D)	(D)
891 pt.	Engineering services	30	9 960	2 564	551	136
891 pt.	Surveying services	2	(D)	(D)	(D)	(D)
893	Accounting, auditing, and bookkeeping services	††	††	††	††	132	20 512	10 718	2 588	847
83, 892, 9	Social and other services	††	††	††	††	160	81 704	30 333	5 918	3 493
83	Social services	146	78 583	29 649	5 804	3 467
835	Child day care services	83	18 587	9 005	2 036	1 131
832, 3, 6, 9	Other social services	63	59 996	20 644	3 768	2 336
892, 9	Other services	14	3 121	684	114	26

Table 6. Summary Statistics for Firms Subject to Federal Income Tax for Counties With 300 Establishments or More: 1982—Con.

[For meaning of abbreviations and symbols, see introductory text. For explanation of terms and comparability of 1977 and 1982 censuses, see appendix A. For information on geographic areas followed by Δ, see appendix F]

SIC code	Geographic area and kind of business or operation	All establishments				Establishments with payroll				Paid employees for pay period including March 12 (number)
		Number	Receipts (\$1,000)	Unincorporated businesses or operations		Number	Receipts (\$1,000)	Annual payroll (\$1,000)	First quarter payroll (\$1,000)	
				Individual proprietorships (number)	Partnerships (number)					
MONROE COUNTY										
	Total	††	††	††	††	3 467	1 133 749	435 871	103 781	34 072
70	Hotels, motels, and other lodging places	††	††	††	††	43	44 879	13 037	2 988	1 692
7011	Hotels, motor hotels, and motels.....	††	††	††	††	39	44 667	13 006	2 982	1 686
7011 pt.	Hotels.....	††	††	††	††	14	31 508	9 572	2 213	1 264
7011 pt.	Hotels, 25 guestrooms or more.....	††	††	††	††	9	(D)	(D)	(D)	(D)
7011 pt.	Hotels, less than 25 guestrooms.....	**	**	**	**	5	(D)	(D)	(D)	(D)
7011 pt.	Motels, motor hotels, and tourist courts.....	††	††	††	††	25	13 159	3 434	769	422
7011 pt.	Motels, tourist courts.....	††	††	††	††	22	9 091	2 375	558	318
7011 pt.	Motor hotels.....	**	**	**	**	3	4 068	1 059	211	104
702, 3, 4	Other lodging places.....	††	††	††	††	4	212	31	6	6
703	Trailing parks and camps.....	††	††	††	††	3	(D)	(D)	(D)	(D)
702, 4	Rooming, boarding, and membership lodging.....	††	††	††	††	1	(D)	(D)	(D)	(D)
72	Personal services	††	††	††	††	492	87 533	33 045	7 701	3 564
721	Laundry, cleaning, and garment services.....	††	††	††	††	108	40 563	14 635	3 371	1 505
7215	Coin-operated laundries and dry cleaning.....	††	††	††	††	27	4 117	955	238	141
721 ex.	Other laundry, cleaning, and garment services.....	††	††	††	††	81	36 446	13 680	3 133	1 364
7215	Power laundries, family and commercial*.....	**	**	**	**	4	472	201	47	30
7216	Dry-cleaning plants, except rug cleaning*.....	**	**	**	**	40	10 496	4 342	972	553
Other 721	Laundry and cleaning services, n.e.c.*.....	**	**	**	**	37	25 478	9 137	2 114	781
7212	Garment pressing and agents for laundries and dry cleaners.....	**	**	**	**	12	2 390	949	213	118
7213	Linen supply*.....	**	**	**	**	6	(D)	(D)	(D)	(D)
7217	Carpet and upholstery cleaning.....	**	**	**	**	7	(D)	(D)	(D)	(D)
7218	Industrial laundries*.....	**	**	**	**	7	(D)	(D)	(D)	(D)
7214, 9	Other laundry, garment services, including diaper*.....	**	**	**	**	5	380	130	30	19
722	Photographic studios, portrait.....	††	††	††	††	21	(D)	(D)	(D)	(D)
723, 4	Beauty and barber shops.....	††	††	††	††	245	20 677	9 020	2 074	945
723	Beauty shops.....	††	††	††	††	214	(D)	(D)	(D)	(D)
724	Barber shops.....	††	††	††	††	31	(D)	(D)	(D)	(D)
725	Shoe repair, shoe shine, and hat-cleaning shops.....	††	††	††	††	8	837	217	45	24
726	Funeral service and crematories.....	††	††	††	††	47	9 786	2 440	586	126
729	Miscellaneous personal services.....	††	††	††	††	63	(D)	(D)	(D)	(D)
73	Business services	††	††	††	††	595	330 228	142 766	35 738	11 583
731	Advertising.....	††	††	††	††	47	(D)	(D)	(D)	(D)
7311	Advertising agencies.....	††	††	††	††	38	(D)	(D)	(D)	(D)
7312	Outdoor advertising services.....	**	**	**	**	1	(D)	(D)	(D)	(D)
7313	Radio, TV, publishers' advertising representatives.....	**	**	**	**	3	(D)	(D)	(D)	(D)
7319	Advertising, n.e.c.....	**	**	**	**	5	(D)	(D)	(D)	(D)
734	Services to dwellings and other buildings.....	††	††	††	††	72	(D)	(D)	(D)	(D)
7341	Window cleaning.....	**	**	**	**	4	(D)	(D)	(D)	(D)
7342	Disinfecting and exterminating services.....	**	**	**	**	6	(D)	(D)	(D)	(D)
7349	Cleaning and maintenance services, n.e.c.....	**	**	**	**	62	14 621	8 018	1 993	1 432
737	Computer and data processing services.....	††	††	††	††	67	52 332	18 685	4 455	933
7372	Computer programming and other software services.....	**	**	**	**	29	23 756	9 884	2 424	439
7374	Data processing services.....	**	**	**	**	22	(D)	(D)	(D)	(D)
7379	Computer related services, n.e.c.....	**	**	**	**	16	(D)	(D)	(D)	(D)
7392	Management, consulting, and public relations services.....	††	††	††	††	82	(D)	(D)	(D)	(D)
7394	Equipment rental and leasing services.....	††	††	††	††	39	15 869	4 174	995	306
Other 73	Other business services.....	††	††	††	††	288	193 960	90 168	22 966	7 528
732	Credit reporting, collection agencies.....	**	**	**	**	10	(D)	(D)	(D)	(D)
7331	Direct mail advertising services.....	**	**	**	**	4	(D)	(D)	(D)	(D)
7332	Blueprinting and photocopying services.....	**	**	**	**	8	(D)	(D)	(D)	(D)
7333	Commercial photography, art, and graphics.....	**	**	**	**	64	15 012	5 048	1 094	261
7339	Stenographic services; and reproduction services, n.e.c.....	**	**	**	**	15	1 423	403	81	36
736	Personnel supply services.....	**	**	**	**	62	38 871	28 818	7 275	3 501
7361	Employment agencies.....	**	**	**	**	35	(D)	(D)	(D)	(D)
7362	Help supply services.....	**	**	**	**	27	(D)	(D)	(D)	(D)
7369	Facilities management services.....	**	**	**	**	-	-	-	-	-
7391	Research and development laboratories.....	**	**	**	**	7	(D)	(D)	(D)	(D)
7397	Testing laboratories and facilities.....	**	**	**	**	8	2 043	893	189	58
7393	Detective agencies and protective services.....	**	**	**	**	28	(D)	(D)	(D)	(D)
7395	Photofinishing laboratories*.....	**	**	**	**	13	(D)	(D)	(D)	(D)
7399 pt.	Sign painting shops.....	**	**	**	**	7	(D)	(D)	(D)	(D)
7399 pt.	Interior designing.....	**	**	**	**	8	(D)	(D)	(D)	(D)
7399 pt.	Telephone answering services.....	**	**	**	**	8	3 491	658	161	49
735, 7396,	Other business services, n.e.c.....	**	**	**	**	6	(D)	(D)	(D)	(D)
7399 pt.		**	**	**	**	48	21 752	9 143	2 677	580

Table 6. Summary Statistics for Firms Subject to Federal Income Tax for Counties With 300 Establishments or More: 1982—Con.

[For meaning of abbreviations and symbols, see introductory text. For explanation of terms and comparability of 1977 and 1982 censuses, see appendix A. For information on geographic areas followed by Δ, see appendix F]

SIC code	Geographic area and kind of business or operation	All establishments				Establishments with payroll				
		Number	Receipts (\$1,000)	Unincorporated businesses or operations		Number	Receipts (\$1,000)	Annual payroll (\$1,000)	First quarter payroll (\$1,000)	Paid employees for pay period including March 12 (number)
				Individual proprietorships (number)	Partnerships (number)					
MONROE COUNTY—Con.										
75	Automotive repair, services, and garages.....	††	††	††	††	301	88 742	20 287	4 622	1 565
751	Automotive rental and leasing, without drivers	††	††	††	††	19	(D)	(D)	(D)	(D)
752	Automobile parking	††	††	††	††	46	(D)	(D)	(D)	(D)
7523	Parking lots	††	††	††	††	37	(D)	(D)	(D)	(D)
7525	Parking structures	**	**	**	**	9	3 467	383	82	60
753	Automotive repair shops.....	††	††	††	††	208	50 819	13 297	2 952	962
7538	General automotive repair shops	††	††	††	††	96	18 130	4 905	1 144	374
7538 pt.	General automotive repair shops, except diesel	**	**	**	**	91	(D)	(D)	(D)	(D)
7538 pt.	Diesel repair shops	**	**	**	**	5	(D)	(D)	(D)	(D)
7531	Top and body repair shops	††	††	††	††	46	11 136	3 416	759	235
7534, 5, 9	Other automotive repair shops	††	††	††	††	66	21 553	4 976	1 049	353
7534	Tire retreading and repair shops	**	**	**	**	3	(D)	(D)	(D)	(D)
7535	Paint shops	**	**	**	**	8	(D)	(D)	(D)	(D)
7539 pt.	Auto electrical and fuel system services	**	**	**	**	4	(D)	(D)	(D)	(D)
7539 pt.	Radiator repair	**	**	**	**	5	(D)	(D)	(D)	(D)
7539 pt.	Glass replacement and repair	**	**	**	**	7	1 866	520	129	35
7539 pt.	Brake, front end, and wheel alignment	**	**	**	**	5	2 686	352	63	41
7539 pt.	Exhaust system services (muffler shops)	**	**	**	**	20	(D)	(D)	(D)	(D)
7539 pt.	Transmission repair shops	**	**	**	**	10	2 198	726	155	47
7539 pt.	Other automotive repair shops, n.e.c.	**	**	**	**	4	(D)	(D)	(D)	(D)
754	Automotive services, except repair	††	††	††	††	28	3 886	1 181	292	141
7542	Car washes	**	**	**	**	17	(D)	(D)	(D)	(D)
7549	Other automotive services	**	**	**	**	11	(D)	(D)	(D)	(D)
76	Miscellaneous repair services	††	††	††	††	137	29 547	9 167	2 195	647
762	Electrical and electronic repair shops	††	††	††	††	51	12 439	4 264	1 013	279
7622	Radio and TV repair shops	††	††	††	††	22	(D)	(D)	(D)	(D)
7623, 9	Other electrical and electronic repair shops	††	††	††	††	29	(D)	(D)	(D)	(D)
7623	Refrigeration and air-conditioning repair shops	**	**	**	**	9	(D)	(D)	(D)	(D)
7629	Electrical and electronic repair shops, n.e.c.	**	**	**	**	20	4 542	1 804	463	122
764	Reupholstery and furniture repair	††	††	††	††	17	(D)	(D)	(D)	(D)
763, 9	Other repair shops and related services.....	††	††	††	††	69	(D)	(D)	(D)	(D)
763	Watch, clock, and jewelry repair	**	**	**	**	5	1 050	300	66	22
769	Miscellaneous repair and related services	**	**	**	**	64	(D)	(D)	(D)	(D)
7692	Welding repair	**	**	**	**	8	689	233	56	17
7694	Armature rewinding shops	**	**	**	**	3	(D)	(D)	(D)	(D)
7699	Repair shops and related services, n.e.c.	**	**	**	**	53	12 805	3 507	869	252
78, 79	Amusement and recreation services, including motion pictures...	††	††	††	††	186	55 309	14 541	3 288	1 843
781, 2	Motion picture production, distribution, and services	††	††	††	††	7	(D)	(D)	(D)	(D)
783	Motion picture theaters.....	††	††	††	††	22	9 216	1 143	254	220
7832	Motion picture theaters, except drive-in	††	††	††	††	17	8 821	1 030	238	208
7833	Drive-in motion picture theaters	**	**	**	**	5	395	113	16	12
792	Producers, orchestras, and entertainers	††	††	††	††	14	(D)	(D)	(D)	(D)
7922	Theatrical producers (except motion picture) and miscellaneous theatrical services	**	**	**	**	4	(D)	(D)	(D)	(D)
7929	Bands, orchestras, actors, and other entertainers and entertainment groups	**	**	**	**	10	3 353	1 048	197	26
793	Bowling alleys and billiards and pool establishments	††	††	††	††	33	14 033	3 891	1 108	697
7932	Billiard and pool establishments.....	††	††	††	††	1	(D)	(D)	(D)	(D)
7933	Bowling alleys.....	††	††	††	††	32	(D)	(D)	(D)	(D)
79 ex. 792, 3	Commercial sports and other amusement and recreation services	††	††	††	††	110	26 732	7 887	1 619	867
794	Commercial sports.....	††	††	††	††	9	(D)	(D)	(D)	(D)
7941	Professional sports clubs, managers, promoters	††	††	††	††	6	(D)	(D)	(D)	(D)
7948	Racing, including track operation	††	††	††	††	3	207	27	6	6
79 ex. 792, 3, 4	Other amusement and recreation services	††	††	††	††	101	(D)	(D)	(D)	(D)
791	Dance halls, studios, and schools	**	**	**	**	15	(D)	(D)	(D)	(D)
7992	Public golf courses	**	**	**	**	9	2 450	757	91	49
7993	Coin-operated amusement device operators	**	**	**	**	13	5 694	854	211	67
7996	Amusement parks	**	**	**	**	1	(D)	(D)	(D)	(D)
7997	Membership sports and recreation clubs	**	**	**	**	27	8 743	2 622	504	324
7999	Amusement and recreation services, n.e.c.	**	**	**	**	36	5 224	1 224	295	264
7999 pt.	Concession operators of amusement devices, rides	**	**	**	**	3	(D)	(D)	(D)	(D)
7999 pt.	Carnivals, circuses, and fairs.....	**	**	**	**	-	-	-	-	-
7999 pt.	Other commercial recreation and amusements.....	**	**	**	**	33	(D)	(D)	(D)	(D)

Table 6. Summary Statistics for Firms Subject to Federal Income Tax for Counties With 300 Establishments or More: 1982—Con.

[For meaning of abbreviations and symbols, see introductory text. For explanation of terms and comparability of 1977 and 1982 censuses, see appendix A. For information on geographic areas followed by Δ, see appendix F]

SIC code	Geographic area and kind of business or operation	All establishments				Establishments with payroll				
		Number	Receipts (\$1,000)	Unincorporated businesses or operations		Number	Receipts (\$1,000)	Annual payroll (\$1,000)	First quarter payroll (\$1,000)	Paid employees for pay period including March 12 (number)
				Individual proprietorships (number)	Partnerships (number)					
MONROE COUNTY—Con.										
80, ex. 806	Health services, except hospitals -----	††	††	††	††	991	256 706	107 667	24 986	7 156
801	Offices of physicians -----	††	††	††	††	504	125 987	59 023	13 922	2 167
802	Offices of dentists -----	††	††	††	††	347	57 626	18 566	4 203	1 630
803	Offices of osteopathic physicians -----	††	††	††	††	3	(D)	(D)	(D)	(D)
8041	Offices of chiropractors -----	††	††	††	††	13	(D)	(D)	(D)	(D)
8042	Offices of optometrists -----	††	††	††	††	34	4 245	1 111	297	81
805	Nursing and personal care facilities -----	††	††	††	††	25	43 522	20 799	4 721	2 454
8049, 807, 8, 9	Other health services -----	††	††	††	††	65	23 877	7 769	1 750	774
807	Medical and dental laboratories -----	††	††	††	††	24	(D)	(D)	(D)	(D)
8071	Medical laboratories -----	††	††	††	††	8	(D)	(D)	(D)	(D)
8072	Dental laboratories -----	††	††	††	††	16	(D)	(D)	(D)	(D)
8049, 808, 9	Other health services, n.e.c. -----	††	††	††	††	41	(D)	(D)	(D)	(D)
81	Legal services -----	††	††	††	††	375	100 937	32 481	7 513	1 967
823, 4, 9	Selected educational services -----	††	††	††	††	22	(D)	(D)	(D)	(D)
823	Libraries and information centers -----	**	**	**	**	-	-	-	-	-
824	Correspondence schools and vocational schools -----	**	**	**	**	6	1 587	582	129	54
829	Schools and educational services, n.e.c. -----	**	**	**	**	16	(D)	(D)	(D)	(D)
891	Engineering, architectural, and surveying services -----	††	††	††	††	107	56 470	29 010	7 004	1 340
891 pt.	Architectural services -----	**	**	**	**	35	13 991	5 996	1 385	280
891 pt.	Engineering services -----	**	**	**	**	64	41 400	22 454	5 499	1 027
891 pt.	Surveying services -----	**	**	**	**	8	1 079	560	120	33
893	Accounting, auditing, and bookkeeping services -----	††	††	††	††	132	59 361	24 572	5 690	1 538
83, 892, 9	Social and other services -----	††	††	††	††	86	(D)	(D)	(D)	(D)
83	Social services -----	**	**	**	**	67	(D)	(D)	(D)	(D)
835	Child day care services -----	**	**	**	**	41	3 745	1 783	428	330
832, 3, 6, 9	Other social services -----	**	**	**	**	26	(D)	(D)	(D)	(D)
892, 9	Other services -----	**	**	**	**	19	1 897	687	117	35
NASSAU COUNTY										
	Total -----	††	††	††	††	12 002	4 129 551	1 441 958	334 498	96 838
70	Hotels, motels, and other lodging places -----	††	††	††	††	70	61 064	16 453	3 443	1 582
7011	Hotels, motor hotels, and motels -----	††	††	††	††	54	54 212	14 951	3 296	1 486
7011 pt.	Hotels -----	††	††	††	††	14	20 149	5 507	1 424	595
7011 pt.	Hotels, 25 guestrooms or more -----	**	**	**	**	11	(D)	(D)	(D)	(D)
7011 pt.	Hotels, less than 25 guestrooms -----	**	**	**	**	3	(D)	(D)	(D)	(D)
7011 pt.	Motels, motor hotels, and tourist courts -----	††	††	††	††	40	34 063	9 444	1 872	891
7011 pt.	Motels, tourist courts -----	**	**	**	**	37	(D)	(D)	(D)	(D)
7011 pt.	Motor hotels -----	**	**	**	**	3	(D)	(D)	(D)	(D)
702, 3, 4	Other lodging places -----	††	††	††	††	16	6 852	1 502	147	96
703	Trailer parks and camps -----	††	††	††	††	14	(D)	(D)	(D)	(D)
7032	Sporting and recreational camps -----	††	††	††	††	14	(D)	(D)	(D)	(D)
7033	Trailer parks and camp sites for transients -----	††	††	††	††	-	-	-	-	-
702, 4	Rooming, boarding, and membership lodging -----	††	††	††	††	2	(D)	(D)	(D)	(D)
702	Rooming and boarding houses -----	††	††	††	††	2	(D)	(D)	(D)	(D)
704	Organization hotels and lodging houses, on membership basis -----	††	††	††	††	-	-	-	-	-
72	Personal services -----	††	††	††	††	1 516	275 508	95 351	23 783	11 757
721	Laundry, cleaning, and garment services -----	††	††	††	††	445	101 140	27 797	6 560	2 847
7215	Coin-operated laundries and dry cleaning -----	††	††	††	††	81	39 914	6 387	1 542	516
7215 pt.	Coin-operated laundries and dry-cleaning stores -----	**	**	**	**	63	4 020	797	181	125
7215 pt.	Coin-operated laundry machine routes -----	**	**	**	**	18	35 894	5 590	1 361	391
721 ex. 7215	Other laundry, cleaning, and garment services -----	††	††	††	††	364	61 226	21 410	5 018	2 331
7211	Power laundries, family and commercial* -----	**	**	**	**	14	2 915	1 308	298	182
7216	Dry-cleaning plants, except rug cleaning* -----	**	**	**	**	253	33 674	12 483	2 877	1 463
Other 721	Laundry and cleaning services, n.e.c.* -----	**	**	**	**	97	24 637	7 619	1 843	686
7212	Garment pressing and agents for laundries and dry cleaners -----	**	**	**	**	27	(D)	(D)	(D)	(D)
7213	Linen supply -----	**	**	**	**	15	7 488	2 102	520	203
7217	Carpet and upholstery cleaning -----	**	**	**	**	22	2 619	709	146	75
7218	Industrial laundries* -----	**	**	**	**	9	11 396	3 863	970	288
7214, 9	Other laundry, garment services, including diaper* -----	**	**	**	**	24	(D)	(D)	(D)	(D)
7214	Diaper service* -----	**	**	**	**	-	-	-	-	-
7219	Laundry and garment services, n.e.c. -----	**	**	**	**	24	(D)	(D)	(D)	(D)
722	Photographic studios, portrait -----	††	††	††	††	54	10 799	2 672	648	261
723, 4	Beauty and barber shops -----	††	††	††	††	758	45 608	19 614	4 716	2 924
723	Beauty shops -----	††	††	††	††	629	41 026	17 663	4 245	2 645
724	Barber shops -----	††	††	††	††	129	4 582	1 951	471	279
725	Shoe repair, shoe shine, and hat-cleaning shops -----	††	††	††	††	18	1 264	508	79	30
726	Funeral service and crematories -----	††	††	††	††	76	29 094	6 434	1 807	334

Table 6. Summary Statistics for Firms Subject to Federal Income Tax for Counties With 300 Establishments or More: 1982—Con.

[For meaning of abbreviations and symbols, see introductory text. For explanation of terms and comparability of 1977 and 1982 censuses, see appendix A. For information on geographic areas followed by Δ, see appendix F]

SIC code	Geographic area and kind of business or operation	All establishments				Establishments with payroll				
		Number	Receipts (\$1,000)	Unincorporated businesses or operations		Number	Receipts (\$1,000)	Annual payroll (\$1,000)	First quarter payroll (\$1,000)	Paid employees for pay period including March 12 (number)
				Individual proprietorships (number)	Partnerships (number)					
NASSAU COUNTY—Con.										
72 Personal services—Con.										
729	Miscellaneous personal services	††	††	††	††	165	87 603	38 326	9 973	5 361
729 pt.	Reducing salons and health clubs, except resorts	**	**	**	**	30	11 524	3 565	696	482
729 pt.	Tax preparation services	**	**	**	**	35	23 920	9 910	3 345	2 491
729 pt.	Other personal services, n.e.c.	**	**	**	**	100	52 159	24 851	5 932	2 388
73	Business services	††	††	††	††	2 489	1 176 548	470 780	108 699	34 533
731	Advertising	††	††	††	††	185	69 818	24 482	5 733	1 216
7311	Advertising agencies	**	**	**	**	135	38 841	12 973	2 949	668
7312	Outdoor advertising services	**	**	**	**	10	(D)	(D)	(D)	(D)
7313	Radio, TV, publishers' advertising representatives	**	**	**	**	14	14 420	6 854	1 672	245
7319	Advertising, n.e.c.	**	**	**	**	26	(D)	(D)	(D)	(D)
734	Services to dwellings and other buildings	††	††	††	††	276	92 023	46 357	10 081	5 207
7341	Window cleaning	**	**	**	**	28	2 618	919	194	75
7342	Disinfecting and exterminating services	**	**	**	**	63	16 828	7 504	1 611	522
7349	Cleaning and maintenance services, n.e.c.	**	**	**	**	185	72 577	37 934	8 276	4 610
737	Computer and data processing services	††	††	††	††	273	275 897	105 616	23 847	4 679
7372	Computer programming and other software services	**	**	**	**	134	83 821	29 066	6 317	936
7374	Data processing services	**	**	**	**	78	168 477	69 740	16 021	3 476
7374 pt.	Data processing services, except facilities management	**	**	**	**	74	(D)	(D)	(D)	(D)
7374 pt.	Computer facilities management	**	**	**	**	4	(D)	(D)	(D)	(D)
7379	Computer related services, n.e.c.	**	**	**	**	61	23 599	6 810	1 509	267
7392	Management, consulting, and public relations services	††	††	††	††	573	185 827	78 235	19 115	4 014
7392 pt.	Management and administrative services	**	**	**	**	82	65 162	33 432	8 446	1 434
7392 pt.	Public relations services	**	**	**	**	45	9 807	3 825	822	223
7392 pt.	Management consulting services	**	**	**	**	253	63 627	24 377	5 974	1 433
7392 pt.	Economic and sociological research	**	**	**	**	74	17 812	5 525	1 251	339
7392 pt.	Consulting services, n.e.c.	**	**	**	**	119	29 419	11 076	2 622	585
7394	Equipment rental and leasing services	††	††	††	††	117	66 211	14 605	3 151	899
7394 pt.	Equipment rental	**	**	**	**	68	18 349	4 274	854	251
7394 pt.	Equipment leasing, except finance leasing	**	**	**	**	27	40 601	8 832	1 913	567
7394 pt.	Leasing and rental of heavy construction equipment without operators	**	**	**	**	11	3 426	746	149	44
7394 pt.	Rental of heavy construction equipment with operators	**	**	**	**	11	3 835	753	235	37
Other 73	Other business services	††	††	††	††	1 065	486 772	201 485	46 772	18 518
732	Credit reporting, collection agencies	**	**	**	**	89	36 402	15 001	3 274	961
732 pt.	Adjustment and collection agencies	**	**	**	**	76	(D)	(D)	(D)	(D)
732 pt.	Mercantile reporting agencies	**	**	**	**	3	(D)	(D)	(D)	(D)
732 pt.	Consumer credit reporting agencies	**	**	**	**	10	1 980	632	160	56
7331	Direct mail advertising services	**	**	**	**	57	53 881	20 359	4 748	1 523
7332	Blueprinting and photocopying services	**	**	**	**	21	6 037	1 475	336	113
7333	Commercial photography, art, and graphics	**	**	**	**	142	42 333	12 877	2 742	713
7333 pt.	Commercial photography	**	**	**	**	33	8 455	2 833	579	163
7333 pt.	Commercial art	**	**	**	**	37	6 749	2 069	495	90
7333 pt.	Graphic arts and related design and commercial photography, n.e.c.	**	**	**	**	72	27 129	7 975	1 668	460
7339	Stenographic services; and reproduction services, n.e.c.	**	**	**	**	30	8 762	3 459	988	250
736	Personnel supply services	**	**	**	**	158	103 842	64 620	15 471	7 890
7361	Employment agencies	**	**	**	**	100	(D)	(D)	(D)	(D)
7362	Help supply services	**	**	**	**	57	78 999	51 441	12 042	6 792
7362 pt.	Office help supply services	**	**	**	**	27	38 802	28 439	6 744	3 603
7362 pt.	Help supply, except office workers	**	**	**	**	30	40 197	23 002	5 298	3 189
7369	Facilities management services	**	**	**	**	1	(D)	(D)	(D)	(D)
7391	Research and development laboratories	**	**	**	**	13	6 760	3 555	928	204
7397	Testing laboratories and facilities	**	**	**	**	7	1 592	874	191	52
7393	Detective agencies and protective services	**	**	**	**	110	53 178	28 551	6 093	2 944
7393 pt.	Detective agencies and guard services	**	**	**	**	86	34 030	21 469	4 584	2 559
7393 pt.	Armored car services	**	**	**	**	2	(D)	(D)	(D)	(D)
7393 pt.	Burglar and fire alarm systems	**	**	**	**	22	(D)	(D)	(D)	(D)
7395	Photofinishing laboratories*	**	**	**	**	44	38 488	9 328	2 254	903
7399 pt.	Sign painting shops	**	**	**	**	10	545	245	43	18
7399 pt.	Interior designing	**	**	**	**	59	10 116	2 509	536	162
7399 pt.	Telephone answering services	**	**	**	**	32	9 019	3 922	883	376
735, 7396, 7399 pt.	Other business services, n.e.c.	**	**	**	**	293	115 817	34 710	8 282	2 409
735	News syndicates	**	**	**	**	-	-	-	-	-
7396	Trading stamp services (sales offices)	**	**	**	**	-	-	-	-	-
7399 pt.	Water softening services	**	**	**	**	8	(D)	(D)	(D)	(D)
7399 pt.	Packaging and labeling services	**	**	**	**	23	13 155	4 312	921	492
7399 pt.	Miscellaneous business services, n.e.c.	**	**	**	**	262	(D)	(D)	(D)	(D)

Table 6. Summary Statistics for Firms Subject to Federal Income Tax for Counties With 300 Establishments or More: 1982—Con.

[For meaning of abbreviations and symbols, see introductory text. For explanation of terms and comparability of 1977 and 1982 censuses, see appendix A. For information on geographic areas followed by Δ, see appendix F]

SIC code	Geographic area and kind of business or operation	All establishments				Establishments with payroll				
		Number	Receipts (\$1,000)	Unincorporated businesses or operations		Number	Receipts (\$1,000)	Annual payroll (\$1,000)	First quarter payroll (\$1,000)	Paid employees for pay period including March 12 (number)
				Individual proprietorships (number)	Partnerships (number)					
NASSAU COUNTY—Con.										
75	Automotive repair, services, and garages -----	††	††	††	††	913	269 568	52 069	11 919	3 898
751	Automotive rental and leasing, without drivers	††	††	††	††	102	127 484	12 075	2 795	699
7512 pt.	Passenger car rental, without drivers	**	**	**	**	38	27 669	2 892	629	220
7512 pt.	Passenger car leasing, except finance leasing	**	**	**	**	36	72 238	5 291	1 251	293
7513 pt.	Truck rental, without drivers	**	**	**	**	8	3 097	455	115	41
7513 pt.	Truck leasing, except finance leasing	**	**	**	**	20	24 480	3 437	800	145
7519	Utility trailer and recreational vehicle rental	**	**	**	**	-	-	-	-	-
752	Automobile parking	††	††	††	††	10	884	290	64	27
7523	Parking lots	(D)	(D)	(D)	(D)	6	(D)	(D)	(D)	(D)
7525	Parking structures	**	**	**	**	4	(D)	(D)	(D)	(D)
753	Automotive repair shops -----	††	††	††	††	712	129 469	36 488	8 338	2 800
7538	General automotive repair shops	††	††	††	††	297	39 078	10 439	2 305	839
7538 pt.	General automotive repair shops, except diesel	**	**	**	**	290	38 413	10 244	2 267	823
7538 pt.	Diesel repair shops	**	**	**	**	7	665	195	38	16
7531	Top and body repair shops	††	††	††	††	226	45 525	13 278	2 975	989
7534, 5, 9	Other automotive repair shops -----	††	††	††	††	189	44 866	12 771	3 058	972
7534	Tire retreading and repair shops	**	**	**	**	5	3 783	947	214	48
7535	Paint shops	**	**	**	**	11	2 714	955	201	74
7539 pt.	Auto electrical and fuel system services	**	**	**	**	17	2 732	845	188	70
7539 pt.	Radiator repair	**	**	**	**	19	3 648	964	366	94
7539 pt.	Glass replacement and repair	**	**	**	**	24	6 781	1 392	324	103
7539 pt.	Brake, front end, and wheel alignment	**	**	**	**	27	7 116	2 264	515	154
7539 pt.	Exhaust system services (muffler shops)	**	**	**	**	22	4 535	1 022	210	73
7539 pt.	Transmission repair shops	**	**	**	**	58	12 632	4 067	958	329
7539 pt.	Other automotive repair shops, n.e.c.	**	**	**	**	6	925	315	82	27
754	Automotive services, except repair -----	††	††	††	††	89	11 731	3 216	722	372
7542	Car washes	**	**	**	**	59	6 379	1 745	406	239
7549	Other automotive services	**	**	**	**	30	5 352	1 471	316	133
76	Miscellaneous repair services -----	††	††	††	††	492	121 242	37 946	8 551	2 395
762	Electrical and electronic repair shops -----	††	††	††	††	182	44 928	16 435	3 716	1 016
7622	Radio and TV repair shops	††	††	††	††	80	13 447	5 136	1 195	413
7623, 9	Other electrical and electronic repair shops	††	††	††	††	102	31 481	11 299	2 521	603
7623	Refrigeration and air-conditioning repair shops	**	**	**	**	45	17 184	5 740	1 271	285
7629	Electrical and electronic repair shops, n.e.c.	**	**	**	**	57	14 297	5 559	1 250	318
764	Reupholstery and furniture repair -----	††	††	††	††	58	7 080	2 684	615	229
763, 9	Other repair shops and related services -----	††	††	††	††	252	69 234	18 827	4 220	1 150
763	Watch, clock, and jewelry repair	**	**	**	**	16	1 435	502	123	49
769	Miscellaneous repair and related services	**	**	**	**	236	67 799	18 325	4 097	1 101
7692	Welding repair	**	**	**	**	15	3 131	1 072	295	67
7694	Armature rewinding shops	**	**	**	**	8	2 296	530	139	38
7699 pt.	Repair shops and related services, n.e.c.	**	**	**	**	213	62 372	16 723	3 663	996
7699 pt.	Farm machinery and equipment repair shops	(D)	(D)	(D)	(D)	4	(D)	(D)	(D)	(D)
7699 pt.	Lawnmower, saw, knife, tool sharpening and repair	**	**	**	**	13	1 461	524	127	41
7699 pt.	Sewer and septic tank cleaning services	**	**	**	**	24	8 410	3 669	817	170
7699 pt.	Other repair and related services, n.e.c.	**	**	**	**	172	(D)	(D)	(D)	(D)
78, 79	Amusement and recreation services, including motion pictures -----	††	††	††	††	670	380 945	85 890	18 146	7 434
781, 2	Motion picture production, distribution, and services -----	††	††	††	††	64	14 716	3 951	908	191
7813	Motion picture production, except for TV	**	**	**	**	21	3 891	1 135	178	39
7814	Motion picture, tape production for TV	**	**	**	**	18	2 959	1 257	332	55
7819	Services allied to motion picture production	**	**	**	**	14	(D)	(D)	(D)	(D)
7823	Motion picture film exchanges	**	**	**	**	3	(D)	(D)	(D)	(D)
7824	Film or tape distribution for TV	**	**	**	**	4	675	89	34	10
7829	Services allied to motion picture distribution	**	**	**	**	4	556	245	53	17
783	Motion picture theaters -----	††	††	††	††	60	41 491	6 052	1 406	976
7832	Motion picture theaters, except drive-in	**	**	**	**	59	(D)	(D)	(D)	(D)
7833	Drive-in motion picture theaters	**	**	**	**	1	(D)	(D)	(D)	(D)
792	Producers, orchestras, and entertainers -----	††	††	††	††	101	39 710	11 683	2 035	1 040
7922	Theatrical producers (except motion picture) and miscellaneous theatrical services	**	**	**	**	42	21 163	5 062	868	250
7922 pt.	Producers of live theatrical productions	**	**	**	**	14	4 849	1 128	135	51
7922 pt.	Producers of radio and TV shows, except tape	**	**	**	**	8	6 081	2 271	430	63
7922 pt.	Artists' and entertainers' managers or agents, concert bureaus, booking agents	**	**	**	**	12	(D)	(D)	(D)	(D)
7922 pt.	Other theatrical services	**	**	**	**	8	(D)	(D)	(D)	(D)
7929 pt.	Bands, orchestras, actors, and other entertainers and entertainment groups	**	**	**	**	59	18 547	6 601	1 167	790
7929 pt.	Dance groups and artists	**	**	**	**	4	(D)	(D)	(D)	(D)
7929 pt.	Symphony orchestras, opera companies, and chamber music organizations	**	**	**	**	4	(D)	(D)	(D)	(D)
7929 pt.	Other music and entertainment presentations	**	**	**	**	51	16 341	5 855	999	713
793	Bowling alleys and billiards and pool establishments -----	††	††	††	††	71	31 486	9 208	2 391	1 553
7932	Billiard and pool establishments	††	††	††	††	5	(D)	(D)	(D)	(D)
7933	Bowling alleys	††	††	††	††	66	(D)	(D)	(D)	(D)

Table 6. Summary Statistics for Firms Subject to Federal Income Tax for Counties With 300 Establishments or More: 1982—Con.

[For meaning of abbreviations and symbols, see introductory text. For explanation of terms and comparability of 1977 and 1982 censuses, see appendix A. For information on geographic areas followed by Δ, see appendix F]

SIC code	Geographic area and kind of business or operation	All establishments				Establishments with payroll				
		Number	Receipts (\$1,000)	Unincorporated businesses or operations		Number	Receipts (\$1,000)	Annual payroll (\$1,000)	First quarter payroll (\$1,000)	Paid employees for pay period including March 12 (number)
				Individual proprietorships (number)	Partnerships (number)					
NASSAU COUNTY—Con.										
78, 79	Amusement and recreation services, including motion pictures—Con.									
79 ex. 792, 3	Commercial sports and other amusement and recreation services	††	††	††	††	374	253 542	55 016	11 406	3 674
794	Commercial sports	††	††	††	††	91	176 461	35 003	7 668	1 543
7941	Professional sports clubs, managers, promoters	††	††	††	††	6	(D)	(D)	(D)	(D)
7941 pt.	Baseball clubs	-	-	-	-	-
7941 pt.	Football clubs	1	(D)	(D)	(D)	(D)
7941 pt.	Other professional sports clubs	5	2 044	331	77	3
7941 pt.	Managers and promoters	1	(D)	(D)	(D)	(D)
7948	Racing, including track operation	††	††	††	††	85	(D)	(D)	(D)	(D)
7948 pt.	Auto race track operation	1	(D)	(D)	(D)	(D)
7948 pt.	Horse race track operation	2	(D)	(D)	(D)	(D)
7948 pt.	Dog race track operation	-	-	-	-	-
7948 pt.	Racing stables and racing, n.e.c.	82	(D)	(D)	(D)	(D)
79 ex. 792, 3, 4	Other amusement and recreation services	††	††	††	††	283	77 081	20 013	3 738	2 131
791	Dance halls, studios, and schools	44	(D)	(D)	(D)	(D)
791 pt.	Public dance halls or ballrooms	3	171	54	9	5
791 pt.	Dance schools, including children's and professionals'	41	(D)	(D)	(D)	(D)
7992	Public golf courses	6	476	130	13	9
7993	Coin-operated amusement device operators	37	11 009	1 650	329	125
7996	Amusement parks	4	(D)	(D)	(D)	(D)
7997	Membership sports and recreation clubs	77	27 912	8 226	1 485	926
7999	Amusement and recreation services, n.e.c.	115	34 354	8 634	1 642	872
7999 pt.	Concession operators of amusement devices, rides	1	(D)	(D)	(D)	(D)
7999 pt.	Carnivals, circuses, and fairs	1	(D)	(D)	(D)	(D)
7999 pt.	Carnivals and circuses	1	(D)	(D)	(D)	(D)
7999 pt.	Fairs	-	-	-	-	-
7999 pt.	Other commercial recreation and amusements	113	(D)	(D)	(D)	(D)
7999 pt.	Commercial museums, art galleries, and botanical and zoological gardens	1	(D)	(D)	(D)	(D)
7999 pt.	Roller skating rinks	9	(D)	(D)	(D)	(D)
7999 pt.	Ice skating rinks	2	(D)	(D)	(D)	(D)
7999 pt.	Other amusement and recreation services, n.e.c.	101	29 668	7 177	1 198	520
80, ex. 806	Health services, except hospitals	††	††	††	††	3 341	862 652	354 797	83 224	19 460
801	Offices of physicians	††	††	††	††	1 724	441 454	188 852	44 910	6 555
802	Offices of dentists	††	††	††	††	1 040	154 255	48 764	11 596	3 597
803	Offices of osteopathic physicians	††	††	††	††	19	3 970	2 244	339	68
8041	Offices of chiropractors	††	††	††	††	107	11 250	2 697	520	243
8042	Offices of optometrists	††	††	††	††	60	8 430	2 226	546	164
805	Nursing and personal care facilities	††	††	††	††	27	105 410	53 146	12 587	3 513
8051	Skilled nursing care facilities	21	93 757	47 984	11 421	3 134
8059	Nursing and personal care facilities, n.e.c.	6	11 653	5 162	1 166	379
8049, 807, 8, 9	Other health services	††	††	††	††	364	137 883	56 868	12 726	5 320
807	Medical and dental laboratories	††	††	††	††	146	67 665	26 097	5 972	1 677
8071	Medical laboratories	††	††	††	††	54	43 705	16 204	3 775	1 027
8072	Dental laboratories	††	††	††	††	92	23 960	9 893	2 197	650
8049, 808, 9	Other health services, n.e.c.	††	††	††	††	218	70 218	30 771	6 754	3 643
8049	Offices of health practitioners, n.e.c.	154	15 482	5 223	1 147	360
808	Outpatient care facilities	23	7 205	3 001	641	301
809	Health and allied services, n.e.c.	41	47 531	22 547	4 966	2 982
81	Legal services	††	††	††	††	1 239	274 056	96 539	23 954	4 779
823, 4, 9	Selected educational services	††	††	††	††	73	22 738	7 386	1 777	563
823	Libraries and information centers	-	-	-	-	-
824	Correspondence schools and vocational schools	30	12 151	4 939	1 212	347
8241	Correspondence schools	1	(D)	(D)	(D)	(D)
8243	Data processing schools	-	-	-	-	-
8244	Business and secretarial schools	9	(D)	(D)	(D)	(D)
8249	Vocational schools, except vocational high schools, n.e.c.	20	6 819	2 803	625	182
829	Schools and educational services, n.e.c.	43	10 587	2 447	565	216
891	Engineering, architectural, and surveying services	††	††	††	††	275	460 686	141 758	31 804	4 876
891 pt.	Architectural services	73	21 862	7 613	1 661	361
891 pt.	Engineering services	175	431 259	131 117	29 263	4 349
891 pt.	Surveying services	27	7 565	3 026	680	166
893	Accounting, auditing, and bookkeeping services	††	††	††	††	770	177 459	63 912	15 100	3 334

Table 6. Summary Statistics for Firms Subject to Federal Income Tax for Counties With 300 Establishments or More: 1982—Con.

[For meaning of abbreviations and symbols, see introductory text. For explanation of terms and comparability of 1977 and 1982 censuses, see appendix A. For information on geographic areas followed by Δ, see appendix F]

SIC code	Geographic area and kind of business or operation	All establishments				Establishments with payroll				Paid employees for pay period including March 12 (number)
		Number	Receipts (\$1,000)	Unincorporated businesses or operations		Number	Receipts (\$1,000)	Annual payroll (\$1,000)	First quarter payroll (\$1,000)	
				Individual proprietorships (number)	Partnerships (number)					
NASSAU COUNTY—Con.										
83, 892, 9	Social and other services -----	††	††	††	††	154	47 085	19 079	4 298	2 227
83	Social services -----	**	**	**	**	99	40 114	16 492	3 658	2 088
835	Child day care services -----	**	**	**	**	51	9 932	3 747	796	582
832, 3, 6, 9	Other social services -----	**	**	**	**	48	30 182	12 745	2 862	1 506
832	Individual and family social services -----	**	**	**	**	16	(D)	(D)	(D)	(D)
833	Job training and vocational rehabilitation services -----	**	**	**	**	4	(D)	(D)	(D)	(D)
836	Residential care -----	**	**	**	**	23	(D)	(D)	(D)	(D)
839	Social services, n.e.c. -----	**	**	**	**	5	(D)	(D)	(D)	(D)
892, 9	Other services -----	**	**	**	**	55	6 971	2 587	640	139
892	Noncommercial educational, scientific, and research organizations -----	**	**	**	**	4	1 174	404	92	21
899	Services, n.e.c. -----	**	**	**	**	51	5 797	2 183	548	118
NEW YORK COUNTY										
	Total -----	††	††	††	††	27 848	22 979 858	8 359 370	2 021 984	419 875
70	Hotels, motels, and other lodging places -----	††	††	††	††	297	1 135 086	333 678	78 789	24 211
7011	Hotels, motor hotels, and motels -----	††	††	††	††	207	1 111 224	326 666	77 093	23 537
7011 pt.	Hotels -----	††	††	††	††	154	1 071 533	316 809	74 946	22 577
7011 pt.	Hotels, 25 guestrooms or more -----	**	**	**	**	136	1 068 864	316 057	74 757	22 484
7011 pt.	Hotels, less than 25 guestrooms -----	**	**	**	**	18	2 669	752	189	93
7011 pt.	Motels, motor hotels, and tourist courts -----	††	††	††	††	53	39 691	9 857	2 147	960
7011 pt.	Motels, tourist courts -----	**	**	**	**	47	26 065	6 034	1 328	693
7011 pt.	Motor hotels -----	**	**	**	**	6	13 626	3 823	819	267
702, 3, 4	Other lodging places -----	††	††	††	††	90	23 862	7 012	1 696	674
703	Trailer parks and camps -----	††	††	††	††	13	4 125	1 026	179	59
7032	Sporting and recreational camps -----	††	††	††	††	13	4 125	1 026	179	59
7033	Trailer parks and camp sites for transients -----	††	††	††	††	-	-	-	-	-
702, 4	Rooming, boarding, and membership lodging -----	††	††	††	††	77	19 737	5 986	1 517	615
702	Rooming and boarding houses -----	††	††	††	††	69	(D)	(D)	(D)	(D)
704	Organization hotels and lodging houses, on membership basis -----	††	††	††	††	8	(D)	(D)	(D)	(D)
72	Personal services -----	††	††	††	††	2 050	385 704	144 079	35 412	14 444
721	Laundry, cleaning, and garment services -----	††	††	††	††	697	125 724	47 546	11 121	4 591
7215	Coin-operated laundries and dry cleaning -----	††	††	††	††	114	8 405	1 924	458	254
7215 pt.	Coin-operated laundries and dry-cleaning stores -----	**	**	**	**	100	6 649	1 612	384	216
7215 pt.	Coin-operated laundry machine routes -----	**	**	**	**	14	1 756	312	74	38
721 ex.	Other laundry, cleaning, and garment services -----	††	††	††	††	583	117 319	45 622	10 663	4 337
7215	Power laundries, family and commercial* -----	**	**	**	**	31	14 981	6 910	1 694	652
7216	Dry-cleaning plants, except rug cleaning* -----	**	**	**	**	306	42 248	16 860	3 847	1 753
Other 721	Laundry and cleaning services, n.e.c.* -----	**	**	**	**	246	60 090	21 852	5 122	1 932
7212	Garment pressing and agents for laundries and dry cleaners -----	**	**	**	**	118	12 812	3 920	939	442
7213	Linen supply* -----	**	**	**	**	15	23 115	8 068	1 794	644
7217	Carpet and upholstery cleaning -----	**	**	**	**	20	5 816	2 501	606	189
7218	Industrial laundries* -----	**	**	**	**	6	(D)	(D)	(D)	(D)
7214, 9	Other laundry, garment services, including diaper* -----	**	**	**	**	87	(D)	(D)	(D)	(D)
7214	Diaper service* -----	**	**	**	**	1	(D)	(D)	(D)	(D)
7219	Laundry and garment services, n.e.c. -----	**	**	**	**	86	(D)	(D)	(D)	(D)
722	Photographic studios, portrait -----	††	††	††	††	75	16 549	4 382	1 006	311
723, 4	Beauty and barber shops -----	††	††	††	††	814	96 457	46 215	11 415	4 786
723	Beauty shops -----	††	††	††	††	610	85 003	40 490	10 072	4 109
724	Barber shops -----	††	††	††	††	204	11 454	5 725	1 343	677
725	Shoe repair, shoe shine, and hat-cleaning shops -----	††	††	††	††	104	7 835	2 732	692	358
726	Funeral service and crematories -----	††	††	††	††	95	35 374	7 571	1 899	467
729	Miscellaneous personal services -----	††	††	††	††	265	103 765	35 633	9 279	3 931
729 pt.	Reducing salons and health clubs, except resorts -----	**	**	**	**	56	33 985	10 307	2 513	1 371
729 pt.	Tax preparation services -----	**	**	**	**	33	5 145	2 509	877	486
729 pt.	Other personal services, n.e.c. -----	**	**	**	**	176	64 635	22 817	5 889	2 074
73	Business services -----	††	††	††	††	9 852	9 432 137	3 899 830	961 753	214 415
731	Advertising -----	††	††	††	††	1 083	2 290 680	1 029 016	267 281	34 960
7311	Advertising agencies -----	**	**	**	**	835	1 909 345	870 639	228 620	28 935
7312	Outdoor advertising services -----	**	**	**	**	29	15 491	3 771	762	164
7313	Radio, TV, publishers' advertising representatives -----	**	**	**	**	125	217 435	105 688	25 149	3 587
7319	Advertising, n.e.c. -----	**	**	**	**	94	148 409	48 918	12 750	2 274
734	Services to dwellings and other buildings -----	††	††	††	††	392	687 535	450 701	105 040	33 277
7341	Window cleaning -----	**	**	**	**	27	11 964	7 524	1 617	416
7342	Disinfecting and exterminating services -----	**	**	**	**	60	20 085	8 357	1 917	474
7349	Cleaning and maintenance services, n.e.c. -----	**	**	**	**	305	655 486	434 820	101 506	32 387
737	Computer and data processing services -----	††	††	††	††	649	1 080 681	331 598	81 182	13 062
7372	Computer programming and other software services -----	**	**	**	**	287	364 694	148 751	36 484	5 267
7374	Data processing services -----	**	**	**	**	206	464 210	141 583	34 672	6 242
7374 pt.	Data processing services, except facilities management -----	**	**	**	**	201	(D)	(D)	(D)	(D)
7374 pt.	Computer facilities management -----	**	**	**	**	5	(D)	(D)	(D)	(D)
7379	Computer related services, n.e.c. -----	**	**	**	**	156	251 777	41 264	10 026	1 553

Table 6. Summary Statistics for Firms Subject to Federal Income Tax for Counties With 300 Establishments or More: 1982—Con.

[For meaning of abbreviations and symbols, see introductory text. For explanation of terms and comparability of 1977 and 1982 censuses, see appendix A. For information on geographic areas followed by Δ, see appendix F]

SIC code	Geographic area and kind of business or operation	All establishments				Establishments with payroll				
		Number	Receipts (\$1,000)	Unincorporated businesses or operations		Number	Receipts (\$1,000)	Annual payroll (\$1,000)	First quarter payroll (\$1,000)	Paid employees for pay period including March 12 (number)
				Individual proprietorships (number)	Partnerships (number)					
NEW YORK COUNTY—Con.										
73	Business services—Con.									
7392	Management, consulting, and public relations services.....	††	††	††	††	2 374	1 693 000	697 297	167 993	29 654
7392 pt.	Management and administrative services.....	**	**	**	**	269	330 042	143 759	35 250	6 434
7392 pt.	Public relations services.....	**	**	**	**	485	271 512	117 390	28 362	4 809
7392 pt.	Management consulting services.....	**	**	**	**	896	571 554	272 882	62 798	10 749
7392 pt.	Economic and sociological research.....	**	**	**	**	333	378 517	108 172	27 943	5 215
7392 pt.	Consulting services, n.e.c.....	**	**	**	**	391	141 375	55 094	13 640	2 447
7394	Equipment rental and leasing services.....	††	††	††	††	171	284 939	40 270	9 652	1 844
7394 pt.	Equipment rental.....	**	**	**	**	100	57 614	17 371	4 372	972
7394 pt.	Equipment leasing, except finance leasing.....	**	**	**	**	48	221 618	21 417	4 921	799
7394 pt.	Leasing and rental of heavy construction equipment without operators.....	**	**	**	**	12	4 179	944	249	35
7394 pt.	Rental of heavy construction equipment with operators.....	**	**	**	**	11	1 528	538	110	38
Other 73	Other business services.....	††	††	††	††	5 183	3 395 302	1 350 948	330 605	101 618
732	Credit reporting, collection agencies.....	**	**	**	**	115	166 038	57 714	14 839	2 323
732 pt.	Adjustment and collection agencies.....	**	**	**	**	94	(D)	(D)	(D)	(D)
732 pt.	Mercantile reporting agencies.....	**	**	**	**	11	(D)	(D)	(D)	(D)
732 pt.	Consumer credit reporting agencies.....	**	**	**	**	10	(D)	(D)	(D)	(D)
7331	Direct mail advertising services.....	**	**	**	**	144	165 847	51 723	13 480	2 764
7332	Blueprinting and photocopying services.....	**	**	**	**	114	88 655	27 361	6 902	1 622
7333	Commercial photography, art, and graphics.....	**	**	**	**	1 369	584 623	185 145	44 817	7 947
7333 pt.	Commercial photography.....	**	**	**	**	464	164 219	53 133	12 248	2 627
7333 pt.	Commercial art.....	**	**	**	**	328	117 326	38 391	9 125	1 608
7333 pt.	Graphic arts and related design and commercial photography, n.e.c.....	**	**	**	**	577	303 078	93 621	23 444	3 712
7339	Stenographic services; and reproduction services, n.e.c.....	**	**	**	**	141	61 023	21 722	5 074	1 510
736	Personnel supply services.....	**	**	**	**	935	577 775	358 281	90 028	37 613
7361	Employment agencies.....	**	**	**	**	692	225 951	120 149	30 867	8 014
7362	Help supply services.....	**	**	**	**	234	(D)	(D)	(D)	(D)
7362 pt.	Office help supply services.....	**	**	**	**	119	171 291	122 505	31 538	18 094
7362 pt.	Help supply, except office workers.....	**	**	**	**	115	(D)	(D)	(D)	(D)
7369	Facilities management services.....	**	**	**	**	9	(D)	(D)	(D)	(D)
7391	Research and development laboratories.....	**	**	**	**	25	(D)	(D)	(D)	(D)
7397	Testing laboratories and facilities.....	**	**	**	**	35	15 157	6 478	1 761	375
7393	Detective agencies and protective services.....	**	**	**	**	194	247 483	136 936	32 779	13 935
7393 pt.	Detective agencies and guard services.....	**	**	**	**	152	160 556	102 854	24 825	12 156
7393 pt.	Armored car services.....	**	**	**	**	6	22 937	8 526	2 020	596
7393 pt.	Burglar and fire alarm systems.....	**	**	**	**	36	63 990	25 556	5 934	1 183
7395	Photofinishing laboratories*.....	**	**	**	**	202	143 320	49 874	11 990	3 131
7399 pt.	Sign painting shops.....	**	**	**	**	25	5 214	1 626	344	104
7399 pt.	Interior designing.....	**	**	**	**	294	143 938	44 929	11 452	1 857
7399 pt.	Telephone answering services.....	**	**	**	**	119	34 978	14 820	3 580	1 362
735, 7396, 7399 pt.	Other business services, n.e.c.....	**	**	**	**	1 471	(D)	(D)	(D)	(D)
735	News syndicates.....	**	**	**	**	58	(D)	(D)	(D)	(D)
7396	Trading stamp services (sales offices).....	**	**	**	**	-	-	-	-	-
7399 pt.	Water softening services.....	**	**	**	**	12	8 297	3 306	947	203
7399 pt.	Packaging and labeling services.....	**	**	**	**	37	14 827	7 444	1 725	1 348
7399 pt.	Miscellaneous business services, n.e.c.....	**	**	**	**	1 364	(D)	(D)	(D)	(D)
75	Automotive repair, services, and garages.....	††	††	††	††	1 019	429 271	91 252	21 501	6 532
751	Automotive rental and leasing, without drivers.....	††	††	††	††	62	146 863	17 781	4 241	994
7512 pt.	Passenger car rental, without drivers.....	**	**	**	**	29	66 575	10 302	2 445	557
7512 pt.	Passenger car leasing, except finance leasing.....	**	**	**	**	14	52 167	2 576	622	127
7513 pt.	Truck rental, without drivers.....	**	**	**	**	5	(D)	(D)	(D)	(D)
7513 pt.	Truck leasing, except finance leasing.....	**	**	**	**	12	17 752	3 397	824	197
7519	Utility trailer and recreational vehicle rental.....	**	**	**	**	2	(D)	(D)	(D)	(D)
752	Automobile parking.....	††	††	††	††	710	226 107	56 316	13 219	4 268
7523	Parking lots.....	**	**	**	**	248	59 894	12 377	2 852	1 196
7525	Parking structures.....	**	**	**	**	462	166 213	43 939	10 367	3 072
753	Automotive repair shops.....	††	††	††	††	220	53 381	16 267	3 837	1 182
7538	General automotive repair shops.....	††	††	††	††	126	33 061	9 845	2 301	706
7538 pt.	General automotive repair shops, except diesel.....	**	**	**	**	124	(D)	(D)	(D)	(D)
7538 pt.	Diesel repair shops.....	**	**	**	**	2	(D)	(D)	(D)	(D)
7531	Top and body repair shops.....	††	††	††	††	47	10 071	3 139	810	261
7534, 5, 9	Other automotive repair shops.....	††	††	††	††	47	10 249	3 283	726	215
7534	Tire retreading and repair shops.....	**	**	**	**	4	(D)	(D)	(D)	(D)
7535	Paint shops.....	**	**	**	**	5	2 092	768	165	39
7539 pt.	Auto electrical and fuel system services.....	**	**	**	**	3	(D)	(D)	(D)	(D)
7539 pt.	Radiator repair.....	**	**	**	**	2	(D)	(D)	(D)	(D)
7539 pt.	Glass replacement and repair.....	**	**	**	**	4	1 842	515	115	27
7539 pt.	Brake, front end, and wheel alignment.....	**	**	**	**	9	(D)	(D)	(D)	(D)
7539 pt.	Exhaust system services (muffler shops).....	**	**	**	**	5	1 277	392	85	24
7539 pt.	Transmission repair shops.....	**	**	**	**	15	2 895	927	216	71
7539 pt.	Other automotive repair shops, n.e.c.....	**	**	**	**	-	-	-	-	-
754	Automotive services, except repair.....	††	††	††	††	27	2 920	888	204	88
7542	Car washes.....	**	**	**	**	10	1 138	340	75	44
7549	Other automotive services.....	**	**	**	**	17	1 782	548	129	44

Table 6. Summary Statistics for Firms Subject to Federal Income Tax for Counties With 300 Establishments or More: 1982—Con.

[For meaning of abbreviations and symbols, see introductory text. For explanation of terms and comparability of 1977 and 1982 censuses, see appendix A. For information on geographic areas followed by Δ, see appendix F]

SIC code	Geographic area and kind of business or operation	All establishments				Establishments with payroll				
		Number	Receipts (\$1,000)	Unincorporated businesses or operations		Number	Receipts (\$1,000)	Annual payroll (\$1,000)	First quarter payroll (\$1,000)	Paid employees for pay period including March 12 (number)
				Individual proprietorships (number)	Partnerships (number)					
NEW YORK COUNTY—Con.										
76	Miscellaneous repair services	††	††	††	††	496	141 676	54 113	12 743	3 092
762	Electrical and electronic repair shops	††	††	††	††	110	26 902	8 068	1 739	492
7622	Radio and TV repair shops	††	††	††	††	41	5 141	1 829	440	155
7623, 9	Other electrical and electronic repair shops	††	††	††	††	69	21 761	6 239	1 299	337
7623	Refrigeration and air-conditioning repair shops	††	††	††	††	28	10 221	3 530	683	157
7629	Electrical and electronic repair shops, n.e.c.	††	††	††	††	41	11 540	2 709	616	180
764	Reupholstery and furniture repair	††	††	††	††	82	15 508	6 692	1 572	411
763, 9	Other repair shops and related services	††	††	††	††	304	99 266	39 353	9 432	2 189
763	Watch, clock, and jewelry repair	††	††	††	††	66	16 889	6 381	1 612	444
769	Miscellaneous repair and related services	††	††	††	††	238	82 377	32 972	7 820	1 745
7692	Welding repair	††	††	††	††	10	3 676	1 569	407	103
7694	Armature rewinding shops	††	††	††	††	13	4 920	1 714	391	94
7699	Repair shops and related services, n.e.c.	††	††	††	††	215	73 781	29 689	7 022	1 548
7699 pt.	Farm machinery and equipment repair shops	††	††	††	††	2	(D)	(D)	(D)	(D)
7699 pt.	Lawnmower, saw, knife, tool sharpening and repair	††	††	††	††	3	(D)	(D)	(D)	(D)
7699 pt.	Sewer and septic tank cleaning services	††	††	††	††	2	(D)	(D)	(D)	(D)
7699 pt.	Other repair and related services, n.e.c.	††	††	††	††	208	72 158	28 909	6 836	1 510
78, 79	Amusement and recreation services, including motion pictures	††	††	††	††	3 073	3 350 299	747 838	185 741	35 827
781, 2	Motion picture production, distribution, and services	††	††	††	††	1 255	1 880 469	331 177	80 004	13 408
7813	Motion picture production, except for TV	††	††	††	††	279	137 251	34 177	9 016	1 648
7814	Motion picture, tape production for TV	††	††	††	††	363	386 130	98 101	24 024	4 234
7819	Services allied to motion picture production	††	††	††	††	405	329 509	108 385	25 610	3 996
7823	Motion picture film exchanges	††	††	††	††	109	279 462	32 674	7 385	1 438
7824	Film or tape distribution for TV	††	††	††	††	61	(D)	(D)	(D)	(D)
7829	Services allied to motion picture distribution	††	††	††	††	38	(D)	(D)	(D)	(D)
783	Motion picture theaters	††	††	††	††	167	150 247	27 588	6 971	2 961
7832	Motion picture theaters, except drive-in	††	††	††	††	164	(D)	(D)	(D)	(D)
7833	Drive-in motion picture theaters	††	††	††	††	3	(D)	(D)	(D)	(D)
792	Producers, orchestras, and entertainers	††	††	††	††	1 160	1 109 536	312 406	79 401	15 593
7922	Theatrical producers (except motion picture) and miscellaneous theatrical services	††	††	††	††	741	864 369	234 514	61 825	10 045
7922 pt.	Producers of live theatrical productions	††	††	††	††	236	364 476	104 501	27 453	4 375
7922 pt.	Producers of radio and TV shows, except tape	††	††	††	††	81	(D)	(D)	(D)	(D)
7922 pt.	Artists' and entertainers' managers or agents, concert bureaus, booking agents	††	††	††	††	249	(D)	(D)	(D)	(D)
7922 pt.	Other theatrical services	††	††	††	††	175	(D)	(D)	(D)	(D)
7929	Bands, orchestras, actors, and other entertainers and entertainment groups	††	††	††	††	419	245 167	77 892	17 576	5 548
7929 pt.	Dance groups and artists	††	††	††	††	16	(D)	(D)	(D)	(D)
7929 pt.	Symphony orchestras, opera companies, and chamber music organizations	††	††	††	††	9	(D)	(D)	(D)	(D)
7929 pt.	Other music and entertainment presentations	††	††	††	††	394	(D)	(D)	(D)	(D)
793	Bowling alleys and billiards and pool establishments	††	††	††	††	34	5 292	1 709	525	196
7932	Billiard and pool establishments	††	††	††	††	4	286	100	26	9
7933	Bowling alleys	††	††	††	††	30	5 006	1 609	499	187
79 ex. 792, 3	Commercial sports and other amusement and recreation services	††	††	††	††	457	204 755	74 958	18 840	3 669
794	Commercial sports	††	††	††	††	41	(D)	(D)	(D)	(D)
7941	Professional sports clubs, managers, promoters	††	††	††	††	21	82 141	36 613	10 887	1 026
7941 pt.	Baseball clubs	††	††	††	††	1	(D)	(D)	(D)	(D)
7941 pt.	Football clubs	††	††	††	††	5	(D)	(D)	(D)	(D)
7941 pt.	Other professional sports clubs	††	††	††	††	15	(D)	(D)	(D)	(D)
7941 pt.	Managers and promoters	††	††	††	††	20	(D)	(D)	(D)	(D)
7948	Racing, including track operation	††	††	††	††	1	(D)	(D)	(D)	(D)
7948 pt.	Auto race track operation	††	††	††	††	-	-	-	-	-
7948 pt.	Horse race track operation	††	††	††	††	-	-	-	-	-
7948 pt.	Dog race track operation	††	††	††	††	-	-	-	-	-
7948 pt.	Racing stables and racing, n.e.c.	††	††	††	††	19	(D)	(D)	(D)	(D)
79 ex. 792, 3, 4	Other amusement and recreation services	††	††	††	††	416	(D)	(D)	(D)	(D)
791	Dance halls, studios, and schools	††	††	††	††	87	12 553	4 831	1 188	554
791 pt.	Public dance halls or ballrooms	††	††	††	††	8	557	179	57	39
791 pt.	Dance schools, including children's and professionals'	††	††	††	††	79	11 996	4 652	1 131	515
7992	Public golf courses	††	††	††	††	8	(D)	(D)	(D)	(D)
7993	Coin-operated amusement device operators	††	††	††	††	40	11 685	3 374	776	228
7996	Amusement parks	††	††	††	††	3	(D)	(D)	(D)	(D)
7997	Membership sports and recreation clubs	††	††	††	††	104	25 568	7 312	1 488	666
7999	Amusement and recreation services, n.e.c.	††	††	††	††	174	(D)	(D)	(D)	(D)
7999 pt.	Concession operators of amusement devices, rides	††	††	††	††	7	634	272	45	26
7999 pt.	Carnivals, circuses, and fairs	††	††	††	††	3	(D)	(D)	(D)	(D)
7999 pt.	Carnivals and circuses	††	††	††	††	2	(D)	(D)	(D)	(D)
7999 pt.	Fairs	††	††	††	††	1	(D)	(D)	(D)	(D)
7999 pt.	Other commercial recreation and amusements	††	††	††	††	164	59 146	18 631	3 704	1 018
7999 pt.	Commercial museums, art galleries, and botanical and zoological gardens	††	††	††	††	1	(D)	(D)	(D)	(D)
7999 pt.	Roller skating rinks	††	††	††	††	7	4 569	1 078	233	109
7999 pt.	Ice skating rinks	††	††	††	††	3	(D)	(D)	(D)	(D)
7999 pt.	Other amusement and recreation services, n.e.c.	††	††	††	††	153	(D)	(D)	(D)	(D)

Table 6. Summary Statistics for Firms Subject to Federal Income Tax for Counties With 300 Establishments or More: 1982—Con.

[For meaning of abbreviations and symbols, see introductory text. For explanation of terms and comparability of 1977 and 1982 censuses, see appendix A. For information on geographic areas followed by Δ, see appendix F]

SIC code	Geographic area and kind of business or operation	All establishments				Establishments with payroll				
		Number	Receipts (\$1,000)	Unincorporated businesses or operations		Number	Receipts (\$1,000)	Annual payroll (\$1,000)	First quarter payroll (\$1,000)	Paid employees for pay period including March 12 (number)
				Individual proprietorships (number)	Partnerships (number)					
NEW YORK COUNTY—Con.										
80, ex. 806	Health services, except hospitals	††	††	††	††	4 684	1 155 276	469 202	112 279	20 856
801	Offices of physicians	††	††	††	††	2 945	703 648	296 852	71 928	8 740
802	Offices of dentists	††	††	††	††	1 055	189 871	62 255	14 509	3 567
803	Offices of osteopathic physicians	††	††	††	††	15	(D)	(D)	(D)	(D)
8041	Offices of chiropractors	††	††	††	††	53	(D)	(D)	(D)	(D)
8042	Offices of optometrists	††	††	††	††	78	(D)	(D)	(D)	(D)
805	Nursing and personal care facilities	††	††	††	††	9	(D)	(D)	(D)	(D)
8051	Skilled nursing care facilities	††	††	††	††	4	(D)	(D)	(D)	(D)
8059	Nursing and personal care facilities, n.e.c.	**	**	**	**	5	(D)	(D)	(D)	(D)
8049, 807, 8, 9	Other health services	††	††	††	††	529	187 412	74 105	16 976	6 317
807	Medical and dental laboratories	††	††	††	††	152	53 932	21 189	5 006	1 334
8071	Medical laboratories	††	††	††	††	54	26 640	8 774	2 076	552
8072	Dental laboratories	††	††	††	††	98	27 292	12 415	2 930	782
8049, 808, 9	Other health services, n.e.c.	††	††	††	††	377	133 480	52 916	11 970	4 983
8049	Offices of health practitioners, n.e.c.	**	**	**	**	269	36 847	14 884	3 483	792
808	Outpatient care facilities	**	**	**	**	50	43 477	14 329	3 293	1 015
809	Health and allied services, n.e.c.	**	**	**	**	58	53 156	23 703	5 194	3 176
81	Legal services	††	††	††	††	3 555	3 581 158	1 198 463	276 821	43 727
823, 4, 9	Selected educational services	††	††	††	††	233	159 823	58 303	13 708	3 930
823	Libraries and information centers	**	**	**	**	5	(D)	(D)	(D)	(D)
824	Correspondence schools and vocational schools	**	**	**	**	91	93 734	36 687	8 621	2 375
8241	Correspondence schools	**	**	**	**	4	(D)	(D)	(D)	(D)
8243	Data processing schools	**	**	**	**	9	(D)	(D)	(D)	(D)
8244	Business and secretarial schools	**	**	**	**	26	34 778	12 952	3 110	898
8249	Vocational schools, except vocational high schools, n.e.c.	**	**	**	**	52	34 764	14 451	3 196	987
829	Schools and educational services, n.e.c.	**	**	**	**	137	(D)	(D)	(D)	(D)
891	Engineering, architectural, and surveying services	††	††	††	††	801	1 871 495	814 543	192 071	26 204
891 pt.	Architectural services	**	**	**	**	356	376 215	137 214	31 297	5 139
891 pt.	Engineering services	**	**	**	**	417	1 483 502	672 458	159 661	20 861
891 pt.	Surveying services	**	**	**	**	28	11 778	4 871	1 113	204
893	Accounting, auditing, and bookkeeping services	††	††	††	††	1 194	1 170 500	478 934	114 777	22 753
83, 892, 9	Social and other services	††	††	††	††	594	167 433	69 135	16 389	3 884
83	Social services	**	**	**	**	149	52 063	23 112	5 338	2 085
835	Child day care services	**	**	**	**	49	7 348	3 294	780	376
832, 3, 6, 9	Other social services	**	**	**	**	100	44 715	19 818	4 558	1 709
832	Individual and family social services	**	**	**	**	39	6 475	2 779	644	275
833	Job training and vocational rehabilitation services	**	**	**	**	16	12 239	3 635	932	264
836	Residential care	**	**	**	**	10	14 557	8 094	1 711	772
839	Social services, n.e.c.	**	**	**	**	35	11 444	5 310	1 271	398
892, 9	Other services	**	**	**	**	445	115 370	46 023	11 051	1 799
892	Noncommercial educational, scientific, and research organizations	**	**	**	**	14	(D)	(D)	(D)	(D)
899	Services, n.e.c.	**	**	**	**	431	(D)	(D)	(D)	(D)
NIAGARA COUNTY										
	Total	††	††	††	††	908	173 089	61 587	14 560	5 829
70	Hotels, motels, and other lodging places	††	††	††	††	39	21 984	5 386	1 148	779
7011	Hotels, motor hotels, and motels	††	††	††	††	35	21 696	5 354	1 144	776
7011 pt.	Hotels	††	††	††	††	9	16 943	4 547	1 006	641
7011 pt.	Hotels, motor hotels, and tourist courts	††	††	††	††	26	4 753	807	138	135
702, 3, 4	Other lodging places	††	††	††	††	4	288	32	4	3
72	Personal services	††	††	††	††	129	11 880	3 939	915	552
721	Laundry, cleaning, and garment services	††	††	††	††	28	4 031	1 313	329	188
7215	Coin-operated laundries and dry cleaning	††	††	††	††	11	788	135	32	31
721 ex. 7215	Other laundry, cleaning, and garment services	††	††	††	††	17	3 243	1 178	297	157
7211	Power laundries, family and commercial*	**	**	**	**	-	-	-	(D)	(D)
7216	Dry-cleaning plants, except rug cleaning*	**	**	**	**	12	(D)	(D)	(D)	(D)
Other 721	Laundry and cleaning services, n.e.c.*	**	**	**	**	5	(D)	(D)	(D)	(D)
722	Photographic studios, portrait	††	††	††	††	7	543	103	28	32
723, 4	Beauty and barber shops	††	††	††	††	67	3 494	1 397	297	187
723	Beauty shops	††	††	††	††	63	3 392	1 373	291	183
724	Barber shops	††	††	††	††	4	102	24	6	4
725	Shoe repair, shoe shine, and hat-cleaning shops	††	††	††	††	1	(D)	(D)	(D)	(D)
726	Funeral service and crematories	††	††	††	††	18	2 852	685	159	50
729	Miscellaneous personal services	††	††	††	††	8	(D)	(D)	(D)	(D)

Table 6. Summary Statistics for Firms Subject to Federal Income Tax for Counties With 300 Establishments or More: 1982—Con.

[For meaning of abbreviations and symbols, see introductory text. For explanation of terms and comparability of 1977 and 1982 censuses, see appendix A. For information on geographic areas followed by Δ, see appendix F]

SIC code	Geographic area and kind of business or operation	All establishments				Establishments with payroll				
		Number	Receipts (\$1,000)	Unincorporated businesses or operations		Number	Receipts (\$1,000)	Annual payroll (\$1,000)	First quarter payroll (\$1,000)	Paid employees for pay period including March 12 (number)
				Individual proprietorships (number)	Partnerships (number)					
NIAGARA COUNTY—Con.										
73	Business services -----	††	††	††	††	96	20 112	8 486	2 099	935
731	Advertising -----	††	††	††	††	3	389	110	25	16
734	Services to dwellings and other buildings -----	††	††	††	††	16	2 098	980	265	106
737	Computer and data processing services -----	††	††	††	††	4	(D)	(D)	(D)	(D)
7392	Management, consulting, and public relations services -----	††	††	††	††	13	3 723	1 507	399	103
7394	Equipment rental and leasing services -----	††	††	††	††	20	4 525	1 256	273	81
Other 73	Other business services -----	††	††	††	††	40	(D)	(D)	(D)	(D)
75	Automotive repair, services, and garages -----	††	††	††	††	99	16 717	4 261	968	362
751	Automotive rental and leasing, without drivers -----	††	††	††	††	2	(D)	(D)	(D)	(D)
752	Automobile parking -----	††	††	††	††	3	(D)	(D)	(D)	(D)
753	Automotive repair shops -----	††	††	††	††	85	14 972	3 739	845	307
7538	General automotive repair shops -----	††	††	††	††	37	4 840	1 193	258	100
7531	Top and body repair shops -----	††	††	††	††	26	4 033	1 208	283	102
7534, 5, 9	Other automotive repair shops -----	††	††	††	††	22	6 099	1 338	304	105
754	Automotive services, except repair -----	††	††	††	††	9	658	234	54	22
76	Miscellaneous repair services -----	††	††	††	††	40	6 947	1 861	417	131
762	Electrical and electronic repair shops -----	††	††	††	††	13	2 028	595	125	41
7622	Radio and TV repair shops -----	††	††	††	††	5	553	145	34	15
7623, 9	Other electrical and electronic repair shops -----	††	††	††	††	8	1 475	450	91	26
764	Reupholstery and furniture repair -----	††	††	††	††	8	566	75	14	8
763, 9	Other repair shops and related services -----	††	††	††	††	19	4 353	1 191	278	82
78, 79	Amusement and recreation services, including motion pictures -----	††	††	††	††	59	12 677	3 152	746	532
781, 2	Motion picture production, distribution, and services -----	††	††	††	††	3	(D)	(D)	(D)	(D)
783	Motion picture theaters -----	††	††	††	††	9	1 916	331	58	46
792	Producers, orchestras, and entertainers -----	††	††	††	††	2	(D)	(D)	(D)	(D)
793	Bowling alleys and billiards and pool establishments -----	††	††	††	††	12	4 200	1 126	358	232
79 ex. 792, 3	Commercial sports and other amusement and recreation services -----	††	††	††	††	33	5 848	1 543	298	232
80, ex. 806	Health services, except hospitals -----	††	††	††	††	275	56 007	25 596	6 069	1 807
801	Offices of physicians -----	††	††	††	††	148	30 971	15 791	3 853	675
802	Offices of dentists -----	††	††	††	††	84	10 592	3 421	803	324
803	Offices of osteopathic physicians -----	††	††	††	††	1	(D)	(D)	(D)	(D)
8041	Offices of chiropractors -----	††	††	††	††	4	(D)	(D)	(D)	(D)
8042	Offices of optometrists -----	††	††	††	††	5	668	119	38	15
805	Nursing and personal care facilities -----	††	††	††	††	5	10 043	4 830	1 054	625
8049, 807, 8, 9	Other health services -----	††	††	††	††	28	3 500	1 369	303	159
81	Legal services -----	††	††	††	††	95	10 185	2 854	700	282
823, 4, 9	Selected educational services -----	††	††	††	††	5	503	187	40	19
891	Engineering, architectural, and surveying services -----	††	††	††	††	22	10 385	3 796	969	194
893	Accounting, auditing, and bookkeeping services -----	††	††	††	††	30	3 244	1 194	308	101
83, 892, 9	Social and other services -----	††	††	††	††	19	2 448	875	181	135
83	Social services -----	**	**	**	**	16	(D)	(D)	(D)	(D)
892, 9	Other services -----	**	**	**	**	3	(D)	(D)	(D)	(D)
ONEIDA COUNTY										
	Total -----	††	††	††	††	1 110	252 088	98 271	23 305	8 758
70	Hotels, motels, and other lodging places -----	††	††	††	††	35	12 960	3 562	811	587
7011	Hotels, motor hotels, and motels -----	††	††	††	††	25	11 849	3 216	717	537
7011 pt.	Hotels -----	††	††	††	††	8	7 025	2 126	478	383
7011 pt.	Motels, motor hotels, and tourist courts -----	††	††	††	††	17	4 824	1 090	239	154
702, 3, 4	Other lodging places -----	††	††	††	††	10	1 111	346	94	50
72	Personal services -----	††	††	††	††	149	24 705	10 519	2 444	1 142
721	Laundry, cleaning, and garment services -----	††	††	††	††	35	11 996	6 744	1 557	622
7215	Coin-operated laundries and dry cleaning -----	††	††	††	††	10	(D)	(D)	(D)	(D)
721 ex. 7215	Other laundry, cleaning, and garment services -----	††	††	††	††	25	(D)	(D)	(D)	(D)
7211	Power laundries, family and commercial* -----	**	**	**	**	3	(D)	(D)	(D)	(D)
7216	Dry-cleaning plants, except rug cleaning* -----	**	**	**	**	13	1 702	562	117	81
Other 721	Laundry and cleaning services, n.e.c.* -----	**	**	**	**	9	(D)	(D)	(D)	(D)
722	Photographic studios, portrait -----	††	††	††	††	7	(D)	(D)	(D)	(D)
723, 4	Beauty and barber shops -----	††	††	††	††	59	3 589	1 491	331	197
723	Beauty shops -----	††	††	††	††	56	3 482	1 454	322	192
724	Barber shops -----	††	††	††	††	3	107	37	9	5
725	Shoe repair, shoe shine, and hat-cleaning shops -----	††	††	††	††	1	(D)	(D)	(D)	(D)
726	Funeral service and crematories -----	††	††	††	††	31	5 181	1 056	238	112
729	Miscellaneous personal services -----	††	††	††	††	16	(D)	(D)	(D)	(D)

Table 6. Summary Statistics for Firms Subject to Federal Income Tax for Counties With 300 Establishments or More: 1982—Con.

[For meaning of abbreviations and symbols, see Introductory text. For explanation of terms and comparability of 1977 and 1982 censuses, see appendix A. For information on geographic areas followed by Δ, see appendix F]

SIC code	Geographic area and kind of business or operation	All establishments				Establishments with payroll				
		Number	Receipts (\$1,000)	Unincorporated businesses or operations		Number	Receipts (\$1,000)	Annual payroll (\$1,000)	First quarter payroll (\$1,000)	Paid employees for pay period including March 12 (number)
				Individual proprietorships (number)	Partnerships (number)					
ONEIDA COUNTY—Con.										
73	Business services	††	††	††	††	117	46 314	20 399	4 969	2 140
731	Advertising	††	††	††	††	5	(D)	(D)	(D)	(D)
734	Services to dwellings and other buildings	††	††	††	††	27	(D)	(D)	(D)	(D)
737	Computer and data processing services	††	††	††	††	14	15 237	6 139	1 630	319
7392	Management, consulting, and public relations services	††	††	††	††	16	(D)	(D)	(D)	(D)
7394	Equipment rental and leasing services	††	††	††	††	5	(D)	(D)	(D)	(D)
Other 73	Other business services	††	††	††	††	50	12 181	5 639	1 407	669
75	Automotive repair, services, and garages	††	††	††	††	113	17 942	4 565	1 036	413
751	Automotive rental and leasing, without drivers	††	††	††	††	4	(D)	(D)	(D)	(D)
752	Automobile parking	††	††	††	††	6	(D)	(D)	(D)	(D)
753	Automotive repair shops	††	††	††	††	95	15 490	3 967	902	330
7538	General automotive repair shops	††	††	††	††	39	4 625	1 101	260	106
7531	Top and body repair shops	††	††	††	††	37	(D)	(D)	(D)	(D)
7534, 5, 9	Other automotive repair shops	††	††	††	††	19	(D)	(D)	(D)	(D)
754	Automotive services, except repair	††	††	††	††	8	766	228	51	28
76	Miscellaneous repair services	††	††	††	††	45	10 328	3 116	692	219
762	Electrical and electronic repair shops	††	††	††	††	16	(D)	(D)	(D)	(D)
7622	Radio and TV repair shops	††	††	††	††	5	(D)	(D)	(D)	(D)
7623, 9	Other electrical and electronic repair shops	††	††	††	††	11	4 158	1 433	321	97
764	Reupholstery and furniture repair	††	††	††	††	7	(D)	(D)	(D)	(D)
763, 9	Other repair shops and related services	††	††	††	††	22	(D)	(D)	(D)	(D)
78, 79	Amusement and recreation services, including motion pictures	††	††	††	††	83	21 183	5 183	879	534
781, 2	Motion picture production, distribution, and services	††	††	††	††	-	-	-	-	-
783	Motion picture theaters	††	††	††	††	10	(D)	(D)	(D)	(D)
792	Producers, orchestras, and entertainers	††	††	††	††	-	-	-	-	-
793	Bowling alleys and billiards and pool establishments	††	††	††	††	17	(D)	(D)	(D)	(D)
79 ex. 792, 3	Commercial sports and other amusement and recreation services	††	††	††	††	56	14 858	3 825	519	235
80, ex. 806	Health services, except hospitals	††	††	††	††	350	82 718	37 638	9 199	2 596
801	Offices of physicians	††	††	††	††	187	45 575	22 130	5 618	821
802	Offices of dentists	††	††	††	††	107	13 968	4 797	1 117	424
803	Offices of osteopathic physicians	††	††	††	††	2	(D)	(D)	(D)	(D)
8041	Offices of chiropractors	††	††	††	††	6	(D)	(D)	(D)	(D)
8042	Offices of optometrists	††	††	††	††	12	1 348	367	76	44
805	Nursing and personal care facilities	††	††	††	††	8	(D)	(D)	(D)	(D)
8049, 807, 8, 9	Other health services	††	††	††	††	28	8 929	3 552	816	404
81	Legal services	††	††	††	††	124	16 688	4 650	1 065	382
823, 4, 9	Selected educational services	††	††	††	††	6	1 169	574	126	47
891	Engineering, architectural, and surveying services	††	††	††	††	19	(D)	(D)	(D)	(D)
893	Accounting, auditing, and bookkeeping services	††	††	††	††	43	5 720	2 217	555	189
83, 892, 9	Social and other services	††	††	††	††	26	(D)	(D)	(D)	(D)
83	Social services	**	**	**	**	19	(D)	(D)	(D)	(D)
892, 9	Other services	**	**	**	**	7	373	179	40	14
ONONDAGA COUNTY										
	Total	††	††	††	††	2 419	756 231	283 024	65 989	22 364
70	Hotels, motels, and other lodging places	††	††	††	††	49	42 997	11 571	2 980	1 730
7011	Hotels, motor hotels, and motels	††	††	††	††	38	42 062	11 355	2 928	1 697
7011 pt.	Hotels	††	††	††	††	11	24 945	6 826	1 566	894
7011 pt.	Hotels, 25 guestrooms or more	**	**	**	**	9	(D)	(D)	(D)	(D)
7011 pt.	Hotels, less than 25 guestrooms	**	**	**	**	2	(D)	(D)	(D)	(D)
7011 pt.	Motels, motor hotels, and tourist courts	††	††	††	††	27	17 117	4 529	1 362	803
7011 pt.	Motels, tourist courts	**	**	**	**	25	(D)	(D)	(D)	(D)
7011 pt.	Motor hotels	**	**	**	**	2	(D)	(D)	(D)	(D)
702, 3, 4	Other lodging places	††	††	††	††	11	935	216	52	33
703	Trailering parks and camps	††	††	††	††	1	(D)	(D)	(D)	(D)
702, 4	Rooming, boarding, and membership lodging	††	††	††	††	10	(D)	(D)	(D)	(D)

Table 6. Summary Statistics for Firms Subject to Federal Income Tax for Counties With 300 Establishments or More: 1982—Con.

[For meaning of abbreviations and symbols, see introductory text. For explanation of terms and comparability of 1977 and 1982 censuses, see appendix A. For information on geographic areas followed by Δ, see appendix F]

SIC code	Geographic area and kind of business or operation	All establishments				Establishments with payroll				
		Number	Receipts (\$1,000)	Unincorporated businesses or operations		Number	Receipts (\$1,000)	Annual payroll (\$1,000)	First quarter payroll (\$1,000)	Paid employees for pay period including March 12 (number)
				Individual proprietorships (number)	Partnerships (number)					
ONONDAGA COUNTY—Con.										
72	Personal services -----	††	††	††	††	320	53 710	17 649	4 092	2 246
721	Laundry, cleaning, and garment services -----	††	††	††	††	74	28 131	9 268	2 072	1 002
7215	Coin-operated laundries and dry cleaning -----	††	††	††	††	18	1 892	309	76	68
721 ex.	Other laundry, cleaning, and garment services -----	††	††	††	††	56	26 239	8 959	1 996	934
7215	Power laundries, family and commercial* -----	**	**	**	**	-	-	-	-	-
7216	Dry-cleaning plants, except rug cleaning -----	**	**	**	**	40	(D)	(D)	(D)	(D)
Other 721	Laundry and cleaning services, n.e.c.* -----	**	**	**	**	16	(D)	(D)	(D)	(D)
7212	Garment pressing and agents for laundries and dry cleaners -----	**	**	**	**	2	(D)	(D)	(D)	(D)
7213	Linen supply -----	**	**	**	**	4	(D)	(D)	(D)	(D)
7217	Carpet and upholstery cleaning -----	**	**	**	**	5	(D)	(D)	(D)	(D)
7218	Industrial laundries -----	**	**	**	**	3	9 147	2 710	641	249
7214, 9	Other laundry, garment services, including diaper -----	**	**	**	**	2	(D)	(D)	(D)	(D)
722	Photographic studios, portrait -----	††	††	††	††	15	(D)	(D)	(D)	(D)
723, 4	Beauty and barber shops -----	††	††	††	††	154	10 212	4 424	997	614
723	Beauty shops -----	††	††	††	††	138	9 500	4 091	928	573
724	Barber shops -----	††	††	††	††	16	712	333	69	41
725	Shoe repair, shoe shine, and hat-cleaning shops -----	††	††	††	††	6	326	77	18	12
726	Funeral service and crematories -----	††	††	††	††	37	7 493	1 534	366	117
729	Miscellaneous personal services -----	††	††	††	††	34	(D)	(D)	(D)	(D)
73	Business services -----	††	††	††	††	415	189 011	83 347	19 378	8 050
731	Advertising -----	††	††	††	††	35	14 532	7 048	1 616	354
7311	Advertising agencies -----	**	**	**	**	28	10 643	5 476	1 256	281
7312	Outdoor advertising services -----	**	**	**	**	1	(D)	(D)	(D)	(D)
7313	Radio, TV, publishers' advertising representatives -----	**	**	**	**	4	(D)	(D)	(D)	(D)
7319	Advertising, n.e.c. -----	**	**	**	**	2	(D)	(D)	(D)	(D)
734	Services to dwellings and other buildings -----	††	††	††	††	66	14 944	7 466	1 737	1 191
7341	Window cleaning -----	**	**	**	**	6	(D)	(D)	(D)	(D)
7342	Disinfecting and exterminating services -----	**	**	**	**	7	816	341	77	35
7349	Cleaning and maintenance services, n.e.c. -----	**	**	**	**	53	(D)	(D)	(D)	(D)
737	Computer and data processing services -----	††	††	††	††	36	26 762	8 262	2 261	514
7372	Computer programming and other software services -----	**	**	**	**	11	(D)	(D)	(D)	(D)
7374	Data processing services -----	**	**	**	**	12	10 836	4 045	1 284	332
7379	Computer related services, n.e.c. -----	**	**	**	**	13	(D)	(D)	(D)	(D)
7392	Management, consulting, and public relations services -----	††	††	††	††	59	27 713	13 437	2 934	805
7394	Equipment rental and leasing services -----	††	††	††	††	24	24 734	5 330	1 097	256
Other 73	Other business services -----	††	††	††	††	195	80 326	41 804	9 733	4 930
732	Credit reporting, collection agencies -----	**	**	**	**	15	(D)	(D)	(D)	(D)
7331	Direct mail advertising services -----	**	**	**	**	1	(D)	(D)	(D)	(D)
7332	Blueprinting and photocopying services -----	**	**	**	**	3	363	101	25	13
7333	Commercial photography, art, and graphics -----	**	**	**	**	25	(D)	(D)	(D)	(D)
7339	Stenographic services; and reproduction services, n.e.c. -----	**	**	**	**	11	1 878	677	138	72
736	Personnel supply services -----	**	**	**	**	49	(D)	(D)	(D)	(D)
7361	Employment agencies -----	**	**	**	**	27	5 000	2 734	631	310
7362	Help supply services -----	**	**	**	**	22	(D)	(D)	(D)	(D)
7369	Facilities management services -----	**	**	**	**	-	-	-	-	-
7391	Research and development laboratories -----	**	**	**	**	3	(D)	(D)	(D)	(D)
7397	Testing laboratories and facilities -----	**	**	**	**	4	(D)	(D)	(D)	(D)
7393	Detective agencies and protective services -----	**	**	**	**	22	(D)	(D)	(D)	(D)
7395	Photofinishing laboratories -----	**	**	**	**	9	(D)	(D)	(D)	(D)
7399 pt.	Sign painting shops -----	**	**	**	**	2	(D)	(D)	(D)	(D)
7399 pt.	Interior designing -----	**	**	**	**	3	559	153	29	11
7399 pt.	Telephone answering services -----	**	**	**	**	6	(D)	(D)	(D)	(D)
735, 7396, 7399 pt.	Other business services, n.e.c. -----	**	**	**	**	42	10 617	4 449	1 067	438
75	Automotive repair, services, and garages -----	††	††	††	††	239	75 902	16 090	3 631	1 257
751	Automotive rental and leasing, without drivers -----	††	††	††	††	24	31 935	5 132	1 308	384
752	Automobile parking -----	††	††	††	††	62	6 695	912	200	105
7523	Parking lots -----	**	**	**	**	49	(D)	(D)	(D)	(D)
7525	Parking structures -----	**	**	**	**	13	(D)	(D)	(D)	(D)
753	Automotive repair shops -----	††	††	††	††	136	(D)	(D)	(D)	(D)
7538	General automotive repair shops -----	††	††	††	††	66	11 760	3 137	671	248
7538 pt.	General automotive repair shops, except diesel -----	**	**	**	**	60	(D)	(D)	(D)	(D)
7538 pt.	Diesel repair shops -----	**	**	**	**	6	(D)	(D)	(D)	(D)
7531	Top and body repair shops -----	††	††	††	††	33	5 254	1 658	365	130
7534, 5, 9	Other automotive repair shops -----	††	††	††	††	37	(D)	(D)	(D)	(D)
7534	Tire retreading and repair shops -----	**	**	**	**	-	-	-	-	-
7535	Paint shops -----	**	**	**	**	8	1 894	652	151	58
7539 pt.	Auto electrical and fuel system services -----	**	**	**	**	1	(D)	(D)	(D)	(D)
7539 pt.	Radiator repair -----	**	**	**	**	4	1 131	301	64	27
7539 pt.	Glass replacement and repair -----	**	**	**	**	1	(D)	(D)	(D)	(D)
7539 pt.	Brake, front end, and wheel alignment -----	**	**	**	**	5	(D)	(D)	(D)	(D)
7539 pt.	Exhaust system services (muffler shops) -----	**	**	**	**	12	10 248	2 408	471	150
7539 pt.	Transmission repair shops -----	**	**	**	**	6	(D)	(D)	(D)	(D)
7539 pt.	Other automotive repair shops, n.e.c. -----	**	**	**	**	-	-	-	-	-

Table 6. Summary Statistics for Firms Subject to Federal Income Tax for Counties With 300 Establishments or More: 1982—Con.

[For meaning of abbreviations and symbols, see introductory text. For explanation of terms and comparability of 1977 and 1982 censuses, see appendix A. For information on geographic areas followed by Δ, see appendix F]

SIC code	Geographic area and kind of business or operation	All establishments				Establishments with payroll				
		Number	Receipts (\$1,000)	Unincorporated businesses or operations		Number	Receipts (\$1,000)	Annual payroll (\$1,000)	First quarter payroll (\$1,000)	Paid employees for pay period including March 12 (number)
				Individual proprietorships (number)	Partnerships (number)					
ONONDAGA COUNTY—Con.										
75	Automotive repair, services, and garages—Con.									
754	Automotive services, except repair	††	††	††	††	17	(D)	(D)	(D)	(D)
7542	Car washes	††	††	††	††	10	(D)	(D)	(D)	(D)
7549	Other automotive services	**	**	**	**	7	1 498	572	109	41
76	Miscellaneous repair services	††	††	††	††	105	29 451	10 217	2 540	674
762	Electrical and electronic repair shops	††	††	††	††	34	(D)	(D)	(D)	(D)
7622	Radio and TV repair shops	††	††	††	††	12	(D)	(D)	(D)	(D)
7623, 9	Other electrical and electronic repair shops	††	††	††	††	22	(D)	(D)	(D)	(D)
7623	Refrigeration and air-conditioning repair shops	††	††	††	††	5	(D)	(D)	(D)	(D)
7629	Electrical and electronic repair shops, n.e.c.	**	**	**	**	17	5 097	2 044	463	132
764	Reupholstery and furniture repair	††	††	††	††	9	(D)	(D)	(D)	(D)
763, 9	Other repair shops and related services	††	††	††	††	62	(D)	(D)	(D)	(D)
763	Watch, clock, and jewelry repair	**	**	**	**	2	(D)	(D)	(D)	(D)
769	Miscellaneous repair and related services	**	**	**	**	60	17 686	5 442	1 284	379
7692	Welding repair	**	**	**	**	6	1 100	491	102	33
7694	Armature rewinding shops	**	**	**	**	5	(D)	(D)	(D)	(D)
7699	Repair shops and related services, n.e.c.	**	**	**	**	49	(D)	(D)	(D)	(D)
78, 79	Amusement and recreation services, including motion pictures...	††	††	††	††	138	29 425	7 216	1 640	1 197
781, 2	Motion picture production, distribution, and services	††	††	††	††	5	1 041	306	58	20
783	Motion picture theaters	††	††	††	††	19	6 391	957	196	162
7832	Motion picture theaters, except drive-in	††	††	††	††	16	(D)	(D)	(D)	(D)
7833	Drive-in motion picture theaters	**	**	**	**	3	(D)	(D)	(D)	(D)
792	Producers, orchestras, and entertainers	††	††	††	††	6	428	32	8	7
7922	Theatrical producers (except motion picture) and miscellaneous theatrical services	**	**	**	**	4	(D)	(D)	(D)	(D)
7929	Bands, orchestras, actors, and other entertainers and entertainment groups	**	**	**	**	2	(D)	(D)	(D)	(D)
793	Bowling alleys and billiards and pool establishments	††	††	††	††	22	6 518	1 802	500	334
7932	Billiard and pool establishments	††	††	††	††	1	(D)	(D)	(D)	(D)
7933	Bowling alleys	††	††	††	††	21	(D)	(D)	(D)	(D)
79 ex. 792, 3	Commercial sports and other amusement and recreation services	††	††	††	††	86	15 047	4 119	878	674
794	Commercial sports	††	††	††	††	3	269	41	4	2
7941	Professional sports clubs, managers, promoters	††	††	††	††	-	-	-	-	-
7948	Racing, including track operation	††	††	††	††	3	269	41	4	2
79 ex. 792, 3, 4	Other amusement and recreation services	††	††	††	††	83	14 778	4 078	874	672
791	Dance halls, studios, and schools	**	**	**	**	12	(D)	(D)	(D)	(D)
7992	Public golf courses	**	**	**	**	15	2 375	504	57	44
7993	Coin-operated amusement device operators	**	**	**	**	15	(D)	(D)	(D)	(D)
7996	Amusement parks	**	**	**	**	-	-	-	-	-
7997	Membership sports and recreation clubs	**	**	**	**	12	2 517	905	174	114
7999	Amusement and recreation services, n.e.c.	**	**	**	**	29	4 672	1 184	309	357
7999 pt.	Concession operators of amusement devices, rides	**	**	**	**	1	(D)	(D)	(D)	(D)
7999 pt.	Carnivals, circuses, and fairs	**	**	**	**	1	(D)	(D)	(D)	(D)
7999 pt.	Other commercial recreation and amusements	**	**	**	**	27	(D)	(D)	(D)	(D)
80, ex. 806	Health services, except hospitals	††	††	††	††	659	166 388	72 337	16 892	3 666
801	Offices of physicians	††	††	††	††	391	100 788	48 062	11 481	1 708
802	Offices of dentists	††	††	††	††	173	33 562	11 468	2 592	838
803	Offices of osteopathic physicians	††	††	††	††	3	(D)	(D)	(D)	(D)
8041	Offices of chiropractors	††	††	††	††	15	(D)	(D)	(D)	(D)
8042	Offices of optometrists	††	††	††	††	18	2 831	726	151	61
805	Nursing and personal care facilities	††	††	††	††	8	18 717	8 519	1 925	811
8049, 807, 8, 9	Other health services	††	††	††	††	51	(D)	(D)	(D)	(D)
807	Medical and dental laboratories	††	††	††	††	19	(D)	(D)	(D)	(D)
8071	Medical laboratories	††	††	††	††	6	(D)	(D)	(D)	(D)
8072	Dental laboratories	††	††	††	††	13	(D)	(D)	(D)	(D)
8049, 808, 9	Other health services, n.e.c.	††	††	††	††	32	4 242	1 559	300	81
81	Legal services	††	††	††	††	249	66 309	19 877	4 887	1 231
823, 4, 9	Selected educational services	††	††	††	††	9	(D)	(D)	(D)	(D)
823	Libraries and information centers	**	**	**	**	-	-	-	-	-
824	Correspondence schools and vocational schools	**	**	**	**	3	(D)	(D)	(D)	(D)
829	Schools and educational services, n.e.c.	**	**	**	**	6	(D)	(D)	(D)	(D)
891	Engineering, architectural, and surveying services	††	††	††	††	83	(D)	(D)	(D)	(D)
891 pt.	Architectural services	**	**	**	**	26	(D)	(D)	(D)	(D)
891 pt.	Engineering services	**	**	**	**	39	45 988	22 013	4 631	770
891 pt.	Surveying services	**	**	**	**	18	(D)	(D)	(D)	(D)
893	Accounting, auditing, and bookkeeping services	††	††	††	††	99	(D)	(D)	(D)	(D)

Table 6. Summary Statistics for Firms Subject to Federal Income Tax for Counties With 300 Establishments or More: 1982—Con.

[For meaning of abbreviations and symbols, see introductory text. For explanation of terms and comparability of 1977 and 1982 censuses, see appendix A. For information on geographic areas followed by Δ, see appendix F]

SIC code	Geographic area and kind of business or operation	All establishments				Establishments with payroll				
		Number	Receipts (\$1,000)	Unincorporated businesses or operations		Number	Receipts (\$1,000)	Annual payroll (\$1,000)	First quarter payroll (\$1,000)	Paid employees for pay period including March 12 (number)
				Individual proprietorships (number)	Partnerships (number)					
ONONDAGA COUNTY—Con.										
83, 892, 9	Social and other services -----	††	††	††	††	54	7 024	2 503	582	314
83	Social services-----	**	**	**	**	40	(D)	(D)	(D)	(D)
835	Child day care services-----	**	**	**	**	19	(D)	(D)	(D)	(D)
832, 3, 6, 9	Other social services-----	**	**	**	**	21	(D)	(D)	(D)	(D)
892, 9	Other services-----	**	**	**	**	14	(D)	(D)	(D)	(D)
ONTARIO COUNTY										
	Total -----	††	††	††	††	391	84 100	25 043	5 633	2 391
70	Hotels, motels, and other lodging places -----	††	††	††	††	21	5 692	1 318	252	226
7011	Hotels, motor hotels, and motels-----	††	††	††	††	16	5 407	1 261	229	214
7011 pt.	Hotels-----	††	††	††	††	3	(D)	(D)	(D)	(D)
7011 pt.	Motels, motor hotels, and tourist courts-----	††	††	††	††	13	(D)	(D)	(D)	(D)
702, 3, 4	Other lodging places-----	††	††	††	††	5	285	57	23	12
72	Personal services -----	††	††	††	††	63	6 976	2 274	543	272
721	Laundry, cleaning, and garment services-----	††	††	††	††	12	2 754	898	206	93
7215	Coin-operated laundries and dry cleaning-----	††	††	††	††	4	597	139	28	23
721 ex. 7215	Other laundry, cleaning, and garment services-----	††	††	††	††	8	2 157	759	178	70
7211	Power laundries, family and commercial*-----	**	**	**	**	-	-	-	-	-
7216	Dry-cleaning plants, except rug cleaning*-----	**	**	**	**	4	(D)	(D)	(D)	(D)
Other 721	Laundry and cleaning services, n.e.c.*-----	**	**	**	**	4	(D)	(D)	(D)	(D)
722	Photographic studios, portrait-----	††	††	††	††	5	540	86	17	8
723, 4	Beauty and barber shops-----	††	††	††	††	26	2 012	887	211	101
723	Beauty shops-----	††	††	††	††	25	(D)	(D)	(D)	(D)
724	Barber shops-----	††	††	††	††	1	(D)	(D)	(D)	(D)
725	Shoe repair, shoe shine, and hat-cleaning shops-----	††	††	††	††	-	-	-	-	-
726	Funeral service and crematories-----	††	††	††	††	11	1 186	291	71	28
729	Miscellaneous personal services-----	††	††	††	††	9	484	112	38	42
73	Business services -----	††	††	††	††	42	19 152	5 403	1 219	428
731	Advertising-----	††	††	††	††	3	(D)	(D)	(D)	(D)
734	Services to dwellings and other buildings-----	††	††	††	††	5	313	128	26	30
737	Computer and data processing services-----	††	††	††	††	8	(D)	(D)	(D)	(D)
7392	Management, consulting, and public relations services-----	††	††	††	††	7	937	387	85	35
7394	Equipment rental and leasing services-----	††	††	††	††	1	(D)	(D)	(D)	(D)
Other 73	Other business services-----	††	††	††	††	18	11 884	2 967	648	278
75	Automotive repair, services, and garages -----	††	††	††	††	34	5 095	1 263	287	116
751	Automotive rental and leasing, without drivers-----	††	††	††	††	3	456	121	42	11
752	Automobile parking-----	††	††	††	††	1	(D)	(D)	(D)	(D)
753	Automotive repair shops-----	††	††	††	††	26	4 088	971	210	81
7538	General automotive repair shops-----	††	††	††	††	15	1 561	438	89	36
7531	Top and body repair shops-----	††	††	††	††	7	(D)	(D)	(D)	(D)
7534, 5, 9	Other automotive repair shops-----	††	††	††	††	4	(D)	(D)	(D)	(D)
754	Automotive services, except repair-----	††	††	††	††	4	(D)	(D)	(D)	(D)
76	Miscellaneous repair services -----	††	††	††	††	19	1 464	441	107	45
762	Electrical and electronic repair shops-----	††	††	††	††	6	585	160	36	14
7622	Radio and TV repair shops-----	††	††	††	††	2	(D)	(D)	(D)	(D)
7623, 9	Other electrical and electronic repair shops-----	††	††	††	††	4	(D)	(D)	(D)	(D)
764	Reupholstery and furniture repair-----	††	††	††	††	3	138	47	11	8
763, 9	Other repair shops and related services-----	††	††	††	††	10	741	234	60	23
78, 79	Amusement and recreation services, including motion pictures -----	††	††	††	††	32	17 688	4 190	801	602
781, 2	Motion picture production, distribution, and services-----	††	††	††	††	-	-	-	-	-
783	Motion picture theaters-----	††	††	††	††	2	(D)	(D)	(D)	(D)
792	Producers, orchestras, and entertainers-----	††	††	††	††	1	(D)	(D)	(D)	(D)
793	Bowling alleys and billiards and pool establishments-----	††	††	††	††	3	(D)	(D)	(D)	(D)
79 ex. 792, 3	Commercial sports and other amusement and recreation services-----	††	††	††	††	26	15 758	3 779	697	534
80, ex. 806	Health services, except hospitals -----	††	††	††	††	100	20 208	7 870	1 909	466
801	Offices of physicians-----	††	††	††	††	51	12 984	5 388	1 368	241
802	Offices of dentists-----	††	††	††	††	35	4 718	1 474	307	132
803	Offices of osteopathic physicians-----	††	††	††	††	1	(D)	(D)	(D)	(D)
8041	Offices of chiropractors-----	††	††	††	††	2	(D)	(D)	(D)	(D)
8042	Offices of optometrists-----	††	††	††	††	1	(D)	(D)	(D)	(D)
805	Nursing and personal care facilities-----	††	††	††	††	2	319	80	19	7
8049, 807, 8, 9	Other health services-----	††	††	††	††	4	792	230	52	15
81	Legal services -----	††	††	††	††	45	4 501	839	187	82
823, 4, 9	Selected educational services -----	††	††	††	††	1	(D)	(D)	(D)	(D)
891	Engineering, architectural, and surveying services -----	††	††	††	††	9	(D)	(D)	(D)	(D)
893	Accounting, auditing, and bookkeeping services -----	††	††	††	††	14	1 253	517	117	42

Table 6. Summary Statistics for Firms Subject to Federal Income Tax for Counties With 300 Establishments or More: 1982—Con.

[For meaning of abbreviations and symbols, see introductory text. For explanation of terms and comparability of 1977 and 1982 censuses, see appendix A. For information on geographic areas followed by Δ, see appendix F]

SIC code	Geographic area and kind of business or operation	All establishments				Establishments with payroll				
		Number	Receipts (\$1,000)	Unincorporated businesses or operations		Number	Receipts (\$1,000)	Annual payroll (\$1,000)	First quarter payroll (\$1,000)	Paid employees for pay period including March 12 (number)
				Individual proprietorships (number)	Partnerships (number)					
	ONTARIO COUNTY—Con.									
83, 892, 9	Social and other services -----	††	††	††	††	11	950	353	72	59
83	Social services-----	**	**	**	**	9	(D)	(D)	(D)	(D)
892, 9	Other services-----	**	**	**	**	2	(D)	(D)	(D)	(D)
	ORANGE COUNTY (Coextensive with Newburgh-Middletown, N.Y., SMSA; see table 4a.)									
	PUTNAM COUNTY									
	Total -----	††	††	††	††	376	52 085	18 149	4 469	1 582
70	Hotels, motels, and other lodging places -----	††	††	††	††	8	2 152	448	131	96
7011	Hotels, motor hotels, and motels-----	††	††	††	††	7	(D)	(D)	(D)	(D)
7011 pt.	Hotels-----	††	††	††	††	2	(D)	(D)	(D)	(D)
7011 pt.	Motels, motor hotels, and tourist courts-----	††	††	††	††	5	(D)	(D)	(D)	(D)
702, 3, 4	Other lodging places-----	††	††	††	††	1	(D)	(D)	(D)	(D)
72	Personal services -----	††	††	††	††	47	4 297	1 255	303	184
721	Laundry, cleaning, and garment services-----	††	††	††	††	9	881	262	61	35
7215	Coin-operated laundries and dry cleaning-----	††	††	††	††	1	(D)	(D)	(D)	(D)
721 ex.	Other laundry, cleaning, and garment services-----	††	††	††	††	8	(D)	(D)	(D)	(D)
7215	Power laundries, family and commercial*-----	**	**	**	**	-	-	-	-	-
7216	Dry-cleaning plants, except rug cleaning*-----	**	**	**	**	7	(D)	(D)	(D)	(D)
Other 721	Laundry and cleaning services, n.e.c.*-----	**	**	**	**	1	(D)	(D)	(D)	(D)
722	Photographic studios, portrait-----	††	††	††	††	2	(D)	(D)	(D)	(D)
723, 4	Beauty and barber shops-----	††	††	††	††	24	1 231	473	111	79
723	Beauty shops-----	††	††	††	††	22	(D)	(D)	(D)	(D)
724	Barber shops-----	††	††	††	††	2	(D)	(D)	(D)	(D)
725	Shoe repair, shoe shine, and hat-cleaning shops-----	††	††	††	††	-	-	-	-	-
726	Funeral service and crematories-----	††	††	††	††	5	1 525	347	84	24
729	Miscellaneous personal services-----	††	††	††	††	7	(D)	(D)	(D)	(D)
73	Business services -----	††	††	††	††	59	8 943	3 276	891	237
731	Advertising-----	††	††	††	††	-	-	-	-	-
734	Services to dwellings and other buildings-----	††	††	††	††	11	810	234	42	32
737	Computer and data processing services-----	††	††	††	††	7	2 750	1 333	290	60
7392	Management, consulting, and public relations services-----	††	††	††	††	10	2 129	610	322	58
7394	Equipment rental and leasing services-----	††	††	††	††	5	344	109	25	8
Other 73	Other business services-----	††	††	††	††	26	2 910	990	212	79
75	Automotive repair, services, and garages -----	††	††	††	††	50	5 173	1 240	272	121
751	Automotive rental and leasing, without drivers-----	††	††	††	††	3	(D)	(D)	(D)	(D)
752	Automobile parking-----	††	††	††	††	-	-	-	-	-
753	Automotive repair shops-----	††	††	††	††	44	4 474	1 121	244	110
7538	General automotive repair shops-----	††	††	††	††	23	1 804	406	83	44
7531	Top and body repair shops-----	††	††	††	††	15	2 187	585	132	51
7534, 5, 9	Other automotive repair shops-----	††	††	††	††	6	483	130	29	15
754	Automotive services, except repair-----	††	††	††	††	3	(D)	(D)	(D)	(D)
76	Miscellaneous repair services -----	††	††	††	††	15	1 238	315	77	28
762	Electrical and electronic repair shops-----	††	††	††	††	6	510	99	29	13
7622	Radio and TV repair shops-----	††	††	††	††	2	(D)	(D)	(D)	(D)
7623, 9	Other electrical and electronic repair shops-----	††	††	††	††	4	(D)	(D)	(D)	(D)
764	Reupholstery and furniture repair-----	††	††	††	††	1	(D)	(D)	(D)	(D)
763, 9	Other repair shops and related services-----	††	††	††	††	8	(D)	(D)	(D)	(D)
78, 79	Amusement and recreation services, including motion pictures -----	††	††	††	††	29	5 300	1 198	265	142
781, 2	Motion picture production, distribution, and services-----	††	††	††	††	2	(D)	(D)	(D)	(D)
783	Motion picture theaters-----	††	††	††	††	2	(D)	(D)	(D)	(D)
792	Producers, orchestras, and entertainers-----	††	††	††	††	6	614	175	81	8
793	Bowling alleys and billiards and pool establishments-----	††	††	††	††	3	548	176	46	52
79 ex. 792, 3	Commercial sports and other amusement and recreation services-----	††	††	††	††	16	3 188	579	78	54
80, ex. 806	Health services, except hospitals -----	††	††	††	††	91	18 571	8 235	2 033	586
801	Offices of physicians-----	††	††	††	††	41	8 109	3 718	1 021	165
802	Offices of dentists-----	††	††	††	††	28	4 626	1 584	359	131
803	Offices of osteopathic physicians-----	††	††	††	††	1	(D)	(D)	(D)	(D)
8041	Offices of chiropractors-----	††	††	††	††	3	(D)	(D)	(D)	(D)
8042	Offices of optometrists-----	††	††	††	††	6	(D)	(D)	(D)	(D)
805	Nursing and personal care facilities-----	††	††	††	††	1	(D)	(D)	(D)	(D)
8049, 807, 8, 9	Other health services-----	††	††	††	††	11	1 463	583	135	38
81	Legal services -----	††	††	††	††	33	3 455	1 249	294	83
823, 4, 9	Selected educational services -----	††	††	††	††	3	120	19	8	10

Table 6. Summary Statistics for Firms Subject to Federal Income Tax for Counties With 300 Establishments or More: 1982—Con.

[For meaning of abbreviations and symbols, see introductory text. For explanation of terms and comparability of 1977 and 1982 censuses, see appendix A. For information on geographic areas followed by Δ, see appendix F]

SIC code	Geographic area and kind of business or operation	All establishments				Establishments with payroll				
		Number	Receipts (\$1,000)	Unincorporated businesses or operations		Number	Receipts (\$1,000)	Annual payroll (\$1,000)	First quarter payroll (\$1,000)	Paid employees for pay period including March 12 (number)
				Individual proprietorships (number)	Partnerships (number)					
PUTNAM COUNTY—Con.										
891	Engineering, architectural, and surveying services -----	††	††	††	††	9	787	270	55	29
893	Accounting, auditing, and bookkeeping services -----	††	††	††	††	20	1 450	438	96	35
83, 892, 9	Social and other services -----	††	††	††	††	12	599	206	44	31
83	Social services -----	**	**	**	**	7	389	120	26	24
892, 9	Other services -----	**	**	**	**	5	210	86	18	7
QUEENS COUNTY										
	Total -----	††	††	††	††	6 776	2 106 072	719 646	166 835	55 245
70	Hotels, motels, and other lodging places -----	††	††	††	††	45	65 048	20 340	4 547	1 909
7011	Hotels, motor hotels, and motels -----	††	††	††	††	38	61 392	19 410	4 302	1 809
7011 pt.	Hotels -----	††	††	††	††	17	43 393	14 574	3 295	1 400
7011 pt.	Hotels, 25 guestrooms or more -----	**	**	**	**	15	(D)	(D)	(D)	(D)
7011 pt.	Hotels, less than 25 guestrooms -----	**	**	**	**	2	(D)	(D)	(D)	(D)
7011 pt.	Motels, motor hotels, and tourist courts -----	††	††	††	††	21	17 999	4 836	1 007	409
7011 pt.	Motels, tourist courts -----	**	**	**	**	14	9 277	2 331	417	166
7011 pt.	Motor hotels -----	**	**	**	**	7	8 722	2 505	590	243
702, 3, 4	Other lodging places -----	††	††	††	††	7	3 656	930	245	100
703	Travelling parks and camps -----	††	††	††	††	3	(D)	(D)	(D)	(D)
702, 4	Rooming, boarding, and membership lodging -----	††	††	††	††	4	(D)	(D)	(D)	(D)
72	Personal services -----	††	††	††	††	1 292	166 646	52 539	12 567	6 082
721	Laundry, cleaning, and garment services -----	††	††	††	††	477	74 726	25 386	6 104	2 591
7215	Coin-operated laundries and dry cleaning -----	††	††	††	††	113	6 533	1 308	302	195
721 ex. 7215	Other laundry, cleaning, and garment services -----	††	††	††	††	364	68 193	24 078	5 802	2 396
7211	Power laundries, family and commercial* -----	**	**	**	**	19	7 129	3 124	769	324
7216	Dry-cleaning plants, except rug cleaning* -----	**	**	**	**	252	22 860	7 821	1 826	980
Other 721	Laundry and cleaning services, n.e.c.* -----	**	**	**	**	93	38 204	13 133	3 207	1 092
7212	Garment pressing and agents for laundries and dry cleaners -----	**	**	**	**	31	2 452	891	217	134
7213	Linen supply* -----	**	**	**	**	16	(D)	(D)	(D)	(D)
7217	Carpet and upholstery cleaning -----	**	**	**	**	22	8 234	2 984	606	208
7218	Industrial laundries* -----	**	**	**	**	8	(D)	(D)	(D)	(D)
7214, 9	Other laundry, garment services, including diaper* -----	**	**	**	**	16	6 062	1 516	427	163
722	Photographic studios, portrait -----	††	††	††	††	25	(D)	(D)	(D)	(D)
723, 4	Beauty and barber shops -----	††	††	††	††	575	25 449	10 392	2 507	1 721
723	Beauty shops -----	††	††	††	††	469	22 080	8 860	2 138	1 470
724	Barber shops -----	††	††	††	††	106	3 369	1 532	369	251
725	Shoe repair, shoe shine, and hat-cleaning shops -----	††	††	††	††	29	1 106	294	65	37
726	Funeral service and crematories -----	††	††	††	††	106	38 860	9 367	2 208	580
729	Miscellaneous personal services -----	††	††	††	††	80	(D)	(D)	(D)	(D)
73	Business services -----	††	††	††	††	934	479 298	198 285	47 193	16 835
731	Advertising -----	††	††	††	††	36	28 402	8 624	2 707	540
7311	Advertising agencies -----	††	††	††	††	19	11 008	4 563	1 573	245
7312	Outdoor advertising services -----	**	**	**	**	3	12 070	2 270	682	116
7313	Radio, TV, publishers' advertising representatives -----	**	**	**	**	2	(D)	(D)	(D)	(D)
7319	Advertising, n.e.c. -----	**	**	**	**	12	(D)	(D)	(D)	(D)
734	Services to dwellings and other buildings -----	††	††	††	††	130	50 979	29 616	6 979	3 348
7341	Window cleaning -----	**	**	**	**	12	1 099	607	128	47
7342	Disinfecting and exterminating services -----	**	**	**	**	30	4 553	1 833	422	162
7349	Cleaning and maintenance services, n.e.c. -----	**	**	**	**	88	45 327	27 176	6 429	3 139
737	Computer and data processing services -----	††	††	††	††	82	53 519	18 489	4 299	822
7372	Computer programming and other software services -----	**	**	**	**	34	4 071	1 597	326	65
7374	Data processing services -----	**	**	**	**	11	12 497	4 031	1 040	260
7379	Computer related services, n.e.c. -----	**	**	**	**	37	36 951	12 861	2 933	497
7392	Management, consulting, and public relations services -----	††	††	††	††	145	39 522	15 587	3 902	978
7394	Equipment rental and leasing services -----	††	††	††	††	70	61 715	15 093	3 751	729
Other 73	Other business services -----	††	††	††	††	471	245 161	110 876	25 555	10 418
732	Credit reporting, collection agencies -----	**	**	**	**	15	(D)	(D)	(D)	(D)
7331	Direct mail advertising services -----	**	**	**	**	16	(D)	(D)	(D)	(D)
7332	Blueprinting and photocopying services -----	**	**	**	**	9	1 350	303	77	30
7333	Commercial photography, art, and graphics -----	**	**	**	**	46	7 133	1 874	401	110
7339	Stenographic services; and reproduction services, n.e.c. -----	**	**	**	**	13	(D)	(D)	(D)	(D)
736	Personnel supply services -----	**	**	**	**	46	29 049	19 948	4 406	2 608
7361	Employment agencies -----	**	**	**	**	29	2 409	1 129	270	72
7362	Help supply services -----	**	**	**	**	17	26 640	18 819	4 136	2 536
7369	Facilities management services -----	**	**	**	**	-	-	-	-	-
7391	Research and development laboratories -----	**	**	**	**	5	1 893	575	114	33
7397	Testing laboratories and facilities -----	**	**	**	**	11	(D)	(D)	(D)	(D)
7393	Detective agencies and protective services -----	**	**	**	**	79	(D)	(D)	(D)	(D)
7395	Photofinishing laboratories* -----	**	**	**	**	28	(D)	(D)	(D)	(D)

Table 6. Summary Statistics for Firms Subject to Federal Income Tax for Counties With 300 Establishments or More: 1982—Con.

[For meaning of abbreviations and symbols, see introductory text. For explanation of terms and comparability of 1977 and 1982 censuses, see appendix A. For information on geographic areas followed by Δ, see appendix F]

SIC code	Geographic area and kind of business or operation	All establishments				Establishments with payroll				
		Number	Receipts (\$1,000)	Unincorporated businesses or operations		Number	Receipts (\$1,000)	Annual payroll (\$1,000)	First quarter payroll (\$1,000)	Paid employees for pay period including March 12 (number)
				Individual proprietorships (number)	Partnerships (number)					
QUEENS COUNTY—Con.										
73	Business services—Con.									
Other 73	Other business services—Con.	**	**	**	**	12	1 469	553	118	35
7399 pt.	Sign painting shops	**	**	**	**	17	2 901	856	205	33
7399 pt.	Interior designing	**	**	**	**	25	(D)	(D)	(D)	(D)
7399 pt.	Telephone answering services	**	**	**	**	149	(D)	(D)	(D)	(D)
735, 7396, 7399 pt.	Other business services, n.e.c.	**	**	**	**		(D)	(D)	(D)	(D)
75	Automotive repair, services, and garages	††	††	††	††	807	310 041	64 384	14 643	4 569
751	Automotive rental and leasing, without drivers	††	††	††	††	76	174 011	26 820	6 108	1 450
752	Automobile parking	††	††	††	††	64	23 250	5 230	1 179	452
7523	Parking lots	**	**	**	**	42	13 697	3 016	669	247
7525	Parking structures	**	**	**	**	22	9 553	2 214	510	205
753	Automotive repair shops	††	††	††	††	600	105 611	30 212	6 815	2 391
7538	General automotive repair shops	††	††	††	††	268	38 863	10 499	2 436	853
7538 pt.	General automotive repair shops, except diesel	**	**	**	**	258	33 438	8 788	2 038	752
7538 pt.	Diesel repair shops	**	**	**	**	10	5 425	1 701	398	101
7531	Top and body repair shops	††	††	††	††	197	31 947	9 568	2 175	800
7534, 5, 9	Other automotive repair shops	††	††	††	††	135	34 801	10 155	2 204	738
7534	Tire retreading and repair shops	**	**	**	**	6	3 080	693	153	61
7535	Paint shops	**	**	**	**	7	3 482	1 193	197	70
7539 pt.	Auto electrical and fuel system services	**	**	**	**	11	1 895	740	176	61
7539 pt.	Radiator repair	**	**	**	**	12	2 825	865	190	71
7539 pt.	Glass replacement and repair	**	**	**	**	17	3 911	785	193	63
7539 pt.	Brake, front end, and wheel alignment	**	**	**	**	24	5 897	1 689	382	134
7539 pt.	Exhaust system services (muffler shops)	**	**	**	**	10	(D)	(D)	(D)	(D)
7539 pt.	Transmission repair shops	**	**	**	**	42	(D)	(D)	(D)	(D)
7539 pt.	Other automotive repair shops, n.e.c.	**	**	**	**	6	(D)	(D)	(D)	(D)
754	Automotive services, except repair	††	††	††	††	67	7 169	2 122	541	276
7542	Car washes	**	**	**	**	40	4 301	1 339	355	194
7549	Other automotive services	**	**	**	**	27	2 868	783	186	82
76	Miscellaneous repair services	††	††	††	††	429	149 448	55 987	13 477	3 274
762	Electrical and electronic repair shops	††	††	††	††	164	61 698	23 643	5 743	1 385
7622	Radio and TV repair shops	††	††	††	††	71	16 690	6 034	1 536	427
7623, 9	Other electrical and electronic repair shops	††	††	††	††	93	45 008	17 609	4 207	958
7623	Refrigeration and air-conditioning repair shops	**	**	**	**	46	27 281	9 960	2 294	509
7629	Electrical and electronic repair shops, n.e.c.	**	**	**	**	47	17 727	7 649	1 913	449
764	Reupholstery and furniture repair	††	††	††	††	52	(D)	(D)	(D)	(D)
763, 9	Other repair shops and related services	††	††	††	††	213	(D)	(D)	(D)	(D)
763	Watch, clock, and jewelry repair	**	**	**	**	14	(D)	(D)	(D)	(D)
769	Miscellaneous repair and related services	**	**	**	**	199	75 672	27 963	6 695	1 504
7692	Welding repair	**	**	**	**	16	5 562	2 070	497	124
7694	Armature rewinding shops	**	**	**	**	14	6 337	2 339	583	149
7699	Repair shops and related services, n.e.c.	**	**	**	**	169	63 773	23 554	5 615	1 231
78, 79	Amusement and recreation services, including motion pictures	††	††	††	††	252	212 470	48 992	9 323	3 446
781, 2	Motion picture production, distribution, and services	††	††	††	††	26	3 674	1 187	293	71
783	Motion picture theaters	††	††	††	††	39	25 689	5 356	1 312	654
7832	Motion picture theaters, except drive-in	**	**	**	**	39	25 689	5 356	1 312	654
7833	Drive-in motion picture theaters	**	**	**	**	-	-	-	-	-
792	Producers, orchestras, and entertainers	††	††	††	††	31	4 848	1 574	310	103
7922	Theatrical producers (except motion picture) and miscellaneous theatrical services	**	**	**	**	15	3 704	1 194	233	71
7929	Bands, orchestras, actors, and other entertainers and entertainment groups	**	**	**	**	16	1 144	380	77	32
793	Bowling alleys and billiards and pool establishments	††	††	††	††	29	10 702	3 040	812	446
7932	Billiard and pool establishments	**	**	**	**	6	483	134	34	23
7933	Bowling alleys	††	††	††	††	23	10 219	2 906	778	423
79 ex. 792, 3	Commercial sports and other amusement and recreation services	††	††	††	††	127	167 557	37 835	6 596	2 172
794	Commercial sports	††	††	††	††	9	(D)	(D)	(D)	(D)
7941	Professional sports clubs, managers, promoters	††	††	††	††	1	(D)	(D)	(D)	(D)
7948	Racing, including track operation	††	††	††	††	8	(D)	(D)	(D)	(D)
79 ex. 792, 3, 4	Other amusement and recreation services	††	††	††	††	118	(D)	(D)	(D)	(D)
791	Dance halls, studios, and schools	**	**	**	**	27	(D)	(D)	(D)	(D)
7992	Public golf courses	**	**	**	**	1	(D)	(D)	(D)	(D)
7993	Coin-operated amusement device operators	**	**	**	**	19	(D)	(D)	(D)	(D)
7996	Amusement parks	**	**	**	**	2	(D)	(D)	(D)	(D)
7997	Membership sports and recreation clubs	**	**	**	**	19	8 016	2 095	321	452
7999	Amusement and recreation services, n.e.c.	**	**	**	**	50	(D)	(D)	(D)	(D)
7999 pt.	Concession operators of amusement devices, rides	**	**	**	**	2	(D)	(D)	(D)	(D)
7999 pt.	Carnivals, circuses, and fairs	**	**	**	**	-	-	-	-	-
7999 pt.	Other commercial recreation and amusements	**	**	**	**	48	(D)	(D)	(D)	(D)

Table 6. Summary Statistics for Firms Subject to Federal Income Tax for Counties With 300 Establishments or More: 1982—Con.

[For meaning of abbreviations and symbols, see introductory text. For explanation of terms and comparability of 1977 and 1982 censuses, see appendix A. For information on geographic areas followed by Δ, see appendix F]

SIC code	Geographic area and kind of business or operation	All establishments				Establishments with payroll				
		Number	Receipts (\$1,000)	Unincorporated businesses or operations		Number	Receipts (\$1,000)	Annual payroll (\$1,000)	First quarter payroll (\$1,000)	Paid employees for pay period including March 12 (number)
				Individual proprietorships (number)	Partnerships (number)					
QUEENS COUNTY—Con.										
80, ex. 806	Health services, except hospitals -----	††	††	††	††	2 174	550 699	221 407	51 341	15 202
801	Offices of physicians -----	††	††	††	††	1 051	179 026	66 657	15 994	3 205
802	Offices of dentists -----	††	††	††	††	742	96 101	27 989	6 604	2 226
803	Offices of osteopathic physicians -----	††	††	††	††	18	3 188	1 555	339	83
8041	Offices of chiropractors -----	††	††	††	††	43	4 528	1 171	283	119
8042	Offices of optometrists -----	††	††	††	††	41	6 658	1 951	390	128
805	Nursing and personal care facilities -----	††	††	††	††	44	196 000	92 985	21 443	6 147
8049, 807, 8, 9	Other health services -----	††	††	††	††	235	65 198	29 099	6 288	3 300
807	Medical and dental laboratories -----	††	††	††	††	113	29 633	12 469	3 037	881
8071	Medical laboratories -----	††	††	††	††	29	11 640	4 228	982	322
8072	Dental laboratories -----	††	††	††	††	84	17 993	8 241	2 055	559
8049, 808, 9	Other health services, n.e.c. -----	††	††	††	††	122	35 565	16 630	3 251	2 419
81	Legal services -----	††	††	††	††	405	78 068	23 474	5 625	1 331
823, 4, 9	Selected educational services -----	††	††	††	††	75	19 885	6 289	1 499	455
823	Libraries and information centers -----	**	**	**	**	1	(D)	(D)	(D)	(D)
824	Correspondence schools and vocational schools -----	**	**	**	**	18	(D)	(D)	(D)	(D)
829	Schools and educational services, n.e.c. -----	**	**	**	**	56	(D)	(D)	(D)	(D)
891	Engineering, architectural, and surveying services -----	††	††	††	††	101	22 625	9 940	2 295	480
891 pt.	Architectural services -----	**	**	**	**	30	7 485	2 266	537	135
891 pt.	Engineering services -----	**	**	**	**	60	13 034	6 595	1 488	284
891 pt.	Surveying services -----	**	**	**	**	11	2 106	1 079	270	61
893	Accounting, auditing, and bookkeeping services -----	††	††	††	††	152	18 346	7 715	1 920	521
83, 892, 9	Social and other services -----	††	††	††	††	110	33 498	10 294	2 405	1 141
83	Social services -----	**	**	**	**	92	31 568	9 824	2 285	1 105
835	Child day care services -----	**	**	**	**	45	7 217	3 377	738	394
832, 3, 6, 9	Other social services -----	**	**	**	**	47	24 351	6 447	1 547	711
892, 9	Other services -----	**	**	**	**	18	1 930	470	120	36
RENSSELAER COUNTY										
	Total -----	††	††	††	††	548	97 027	36 133	8 306	2 974
70	Hotels, motels, and other lodging places -----	††	††	††	††	14	4 802	1 214	239	133
7011	Hotels, motor hotels, and motels -----	††	††	††	††	8	3 435	793	183	101
7011 pt.	Hotels -----	††	††	††	††	2	(D)	(D)	(D)	(D)
7011 pt.	Motels, motor hotels, and tourist courts -----	††	††	††	††	6	(D)	(D)	(D)	(D)
702, 3, 4	Other lodging places -----	††	††	††	††	6	1 367	421	56	32
72	Personal services -----	††	††	††	††	81	7 054	2 171	521	311
721	Laundry, cleaning, and garment services -----	††	††	††	††	19	2 733	1 017	237	144
7215	Coin-operated laundries and dry cleaning -----	††	††	††	††	5	520	154	35	24
721 ex. 7215	Other laundry, cleaning, and garment services -----	††	††	††	††	14	2 213	863	202	120
7211	Power laundries, family and commercial* -----	**	**	**	**	3	831	342	79	49
7216	Dry-cleaning plants, except rug cleaning* -----	**	**	**	**	10	(D)	(D)	(D)	(D)
Other 721	Laundry and cleaning services, n.e.c.* -----	**	**	**	**	1	(D)	(D)	(D)	(D)
722	Photographic studios, portrait -----	††	††	††	††	1	(D)	(D)	(D)	(D)
723, 4	Beauty and barber shops -----	††	††	††	††	36	1 347	575	141	85
723	Beauty shops -----	††	††	††	††	33	(D)	(D)	(D)	(D)
724	Barber shops -----	††	††	††	††	3	(D)	(D)	(D)	(D)
725	Shoe repair, shoe shine, and hat-cleaning shops -----	††	††	††	††	2	(D)	(D)	(D)	(D)
726	Funeral service and crematories -----	††	††	††	††	18	2 625	461	111	53
729	Miscellaneous personal services -----	††	††	††	††	5	(D)	(D)	(D)	(D)
73	Business services -----	††	††	††	††	60	(D)	(D)	(D)	(D)
731	Advertising -----	††	††	††	††	2	(D)	(D)	(D)	(D)
734	Services to dwellings and other buildings -----	††	††	††	††	10	(D)	(D)	(D)	(D)
737	Computer and data processing services -----	††	††	††	††	7	(D)	(D)	(D)	(D)
7392	Management, consulting, and public relations services -----	††	††	††	††	10	1 403	608	177	35
7394	Equipment rental and leasing services -----	††	††	††	††	6	(D)	(D)	(D)	(D)
Other 73	Other business services -----	††	††	††	††	25	(D)	(D)	(D)	(D)
75	Automotive repair, services, and garages -----	††	††	††	††	49	(D)	(D)	(D)	(D)
751	Automotive rental and leasing, without drivers -----	††	††	††	††	1	(D)	(D)	(D)	(D)
752	Automobile parking -----	††	††	††	††	-	-	-	-	-
753	Automotive repair shops -----	††	††	††	††	40	5 227	1 421	304	128
7538	General automotive repair shops -----	††	††	††	††	19	2 177	543	118	51
7531	Top and body repair shops -----	††	††	††	††	12	1 732	496	105	43
7534, 5, 9	Other automotive repair shops -----	††	††	††	††	9	1 318	382	81	34
754	Automotive services, except repair -----	††	††	††	††	8	733	200	45	32

Table 6. Summary Statistics for Firms Subject to Federal Income Tax for Counties With 300 Establishments or More: 1982—Con.

[For meaning of abbreviations and symbols, see introductory text. For explanation of terms and comparability of 1977 and 1982 censuses, see appendix A. For information on geographic areas followed by Δ, see appendix F.]

SIC code	Geographic area and kind of business or operation	All establishments				Establishments with payroll				Paid employees for pay period including March 12 (number)
		Number	Receipts (\$1,000)	Unincorporated businesses or operations		Number	Receipts (\$1,000)	Annual payroll (\$1,000)	First quarter payroll (\$1,000)	
				Individual proprietorships (number)	Partnerships (number)					
RENSELAE COUNTY—Con.										
76	Miscellaneous repair services	††	††	††	††	18	7 282	2 083	534	114
762	Electrical and electronic repair shops	††	††	††	††	5	1 082	320	78	21
7622	Radio and TV repair shops	††	††	††	††	1	(D)	(D)	(D)	(D)
7623, 9	Other electrical and electronic repair shops	††	††	††	††	4	(D)	(D)	(D)	(D)
764	Reupholstery and furniture repair	††	††	††	††	-	-	-	-	-
763, 9	Other repair shops and related services	††	††	††	††	13	6 200	1 763	456	93
78, 79	Amusement and recreation services, including motion pictures	††	††	††	††	23	3 633	895	216	163
781, 2	Motion picture production, distribution, and services	††	††	††	††	-	-	-	-	-
783	Motion picture theaters	††	††	††	††	3	(D)	(D)	(D)	(D)
792	Producers, orchestras, and entertainers	††	††	††	††	1	(D)	(D)	(D)	(D)
793	Bowling alleys and billiards and pool establishments	††	††	††	††	6	1 378	392	127	94
79 ex. 792, 3	Commercial sports and other amusement and recreation services	††	††	††	††	13	1 798	404	66	56
80, ex. 806	Health services, except hospitals	††	††	††	††	184	38 268	16 521	3 807	1 108
801	Offices of physicians	††	††	††	††	107	20 786	9 346	2 203	401
802	Offices of dentists	††	††	††	††	53	7 263	2 428	545	189
803	Offices of osteopathic physicians	††	††	††	††	2	(D)	(D)	(D)	(D)
8041	Offices of chiropractors	††	††	††	††	2	(D)	(D)	(D)	(D)
8042	Offices of optometrists	††	††	††	††	7	788	156	31	20
805	Nursing and personal care facilities	††	††	††	††	4	7 666	3 946	884	423
8049, 807, 8, 9	Other health services	††	††	††	††	9	1 504	538	117	61
81	Legal services	††	††	††	††	68	8 245	2 628	515	201
823, 4, 9	Selected educational services	††	††	††	††	1	(D)	(D)	(D)	(D)
891	Engineering, architectural, and surveying services	††	††	††	††	19	6 679	3 012	798	124
893	Accounting, auditing, and bookkeeping services	††	††	††	††	10	811	305	86	45
83, 892, 9	Social and other services	††	††	††	††	21	1 427	475	109	71
83	Social services	**	**	**	**	14	(D)	(D)	(D)	(D)
892, 9	Other services	**	**	**	**	7	(D)	(D)	(D)	(D)
RICHMOND COUNTY										
	Total	††	††	††	††	1 402	291 359	112 140	25 976	8 636
70	Hotels, motels, and other lodging places	††	††	††	††	8	4 310	1 059	218	113
7011	Hotels, motor hotels, and motels	††	††	††	††	7	(D)	(D)	(D)	(D)
7011 pt.	Hotels	††	††	††	††	3	(D)	(D)	(D)	(D)
7011 pt.	Motels, motor hotels, and tourist courts	††	††	††	††	4	(D)	(D)	(D)	(D)
702, 3, 4	Other lodging places	††	††	††	††	1	(D)	(D)	(D)	(D)
72	Personal services	††	††	††	††	252	27 553	8 742	1 838	1 033
721	Laundry, cleaning, and garment services	††	††	††	††	83	8 416	2 780	674	354
7215	Coin-operated laundries and dry cleaning	††	††	††	††	20	1 051	277	68	48
721 ex. 7215	Other laundry, cleaning, and garment services	††	††	††	††	63	7 365	2 503	606	306
7211	Power laundries, family and commercial*	**	**	**	**	2	(D)	(D)	(D)	(D)
7216	Dry-cleaning plants, except rug cleaning*	**	**	**	**	40	(D)	(D)	(D)	(D)
Other 721	Laundry and cleaning services, n.e.c.*	**	**	**	**	21	(D)	(D)	(D)	(D)
722	Photographic studios, portrait	††	††	††	††	4	2 201	466	122	82
723, 4	Beauty and barber shops	††	††	††	††	117	6 112	2 280	528	360
723	Beauty shops	††	††	††	††	95	5 394	1 980	453	307
724	Barber shops	††	††	††	††	22	718	300	75	53
725	Shoe repair, shoe shine, and hat-cleaning shops	††	††	††	††	5	423	160	33	15
726	Funeral service and crematories	††	††	††	††	20	6 714	1 455	346	111
729	Miscellaneous personal services	††	††	††	††	23	3 687	1 601	135	111
73	Business services	††	††	††	††	187	46 574	18 770	4 565	1 723
731	Advertising	††	††	††	††	8	6 792	1 698	387	120
734	Services to dwellings and other buildings	††	††	††	††	32	9 308	4 396	1 115	401
737	Computer and data processing services	††	††	††	††	26	4 286	2 043	514	203
7392	Management, consulting, and public relations services	††	††	††	††	27	5 609	2 337	609	117
7394	Equipment rental and leasing services	††	††	††	††	11	3 280	488	112	42
Other 73	Other business services	††	††	††	††	83	17 299	7 808	1 828	840
75	Automotive repair, services, and garages	††	††	††	††	125	18 140	4 778	1 163	431
751	Automotive rental and leasing, without drivers	††	††	††	††	8	(D)	(D)	(D)	(D)
752	Automobile parking	††	††	††	††	4	(D)	(D)	(D)	(D)
753	Automotive repair shops	††	††	††	††	105	13 825	3 524	806	308
7538	General automotive repair shops	††	††	††	††	48	5 404	1 311	311	121
7531	Top and body repair shops	††	††	††	††	33	3 868	983	215	92
7534, 5, 9	Other automotive repair shops	††	††	††	††	24	4 553	1 230	280	95
754	Automotive services, except repair	††	††	††	††	8	632	186	43	33

Table 6. Summary Statistics for Firms Subject to Federal Income Tax for Counties With 300 Establishments or More: 1982—Con.

[For meaning of abbreviations and symbols, see introductory text. For explanation of terms and comparability of 1977 and 1982 censuses, see appendix A. For information on geographic areas followed by Δ, see appendix F]

SIC code	Geographic area and kind of business or operation	All establishments				Establishments with payroll				
		Number	Receipts (\$1,000)	Unincorporated businesses or operations		Number	Receipts (\$1,000)	Annual payroll (\$1,000)	First quarter payroll (\$1,000)	Paid employees for pay period including March 12 (number)
				Individual proprietorships (number)	Partnerships (number)					
RICHMOND COUNTY—Con.										
76	Miscellaneous repair services -----	††	††	††	††	51	8 235	3 208	803	264
762	Electrical and electronic repair shops -----	††	††	††	††	20	2 187	913	218	88
7622	Radio and TV repair shops -----	††	††	††	††	8	923	495	122	44
7623, 9	Other electrical and electronic repair shops -----	††	††	††	††	12	1 264	418	96	44
764	Reupholstery and furniture repair -----	††	††	††	††	4	319	116	29	10
763, 9	Other repair shops and related services -----	††	††	††	††	27	5 729	2 179	556	166
78, 79	Amusement and recreation services, including motion pictures -----	††	††	††	††	60	13 671	3 431	894	371
781, 2	Motion picture production, distribution, and services -----	††	††	††	††	5	(D)	(D)	(D)	(D)
783	Motion picture theaters -----	††	††	††	††	9	(D)	(D)	(D)	(D)
792	Producers, orchestras, and entertainers -----	††	††	††	††	4	(D)	(D)	(D)	(D)
793	Bowling alleys and billiards and pool establishments -----	††	††	††	††	8	3 974	1 027	207	105
79 ex. 792, 3	Commercial sports and other amusement and recreation services -----	††	††	††	††	34	3 197	828	171	123
80, ex. 806	Health services, except hospitals -----	††	††	††	††	498	139 302	60 222	13 866	3 727
801	Offices of physicians -----	††	††	††	††	245	45 822	21 317	4 812	720
802	Offices of dentists -----	††	††	††	††	178	28 504	9 376	1 966	669
803	Offices of osteopathic physicians -----	††	††	††	††	-	-	-	-	-
8041	Offices of chiropractors -----	††	††	††	††	14	1 339	217	50	34
8042	Offices of optometrists -----	††	††	††	††	10	1 743	540	102	48
805	Nursing and personal care facilities -----	††	††	††	††	11	54 826	26 524	6 379	2 094
8049, 807, 8, 9	Other health services -----	††	††	††	††	40	7 068	2 248	557	162
81	Legal services -----	††	††	††	††	101	14 932	5 327	1 085	300
823, 4, 9	Selected educational services -----	††	††	††	††	13	3 369	1 381	339	152
891	Engineering, architectural, and surveying services -----	††	††	††	††	37	5 815	2 322	538	161
893	Accounting, auditing, and bookkeeping services -----	††	††	††	††	37	3 237	1 034	209	88
83, 892, 9	Social and other services -----	††	††	††	††	33	6 221	1 866	458	273
83	Social services -----	**	**	**	**	21	5 326	1 556	379	248
892, 9	Other services -----	**	**	**	**	12	895	310	79	25
ROCKLAND COUNTY										
	Total -----	††	††	††	††	1 716	392 382	136 858	30 454	10 628
70	Hotels, motels, and other lodging places -----	††	††	††	††	24	14 026	3 598	763	462
7011	Hotels, motor hotels, and motels -----	††	††	††	††	19	12 244	3 255	725	440
7011 pt.	Hotels -----	††	††	††	††	8	7 227	1 836	436	262
7011 pt.	Motels, motor hotels, and tourist courts -----	††	††	††	††	11	5 017	1 419	289	178
702, 3, 4	Other lodging places -----	††	††	††	††	5	1 782	343	38	22
72	Personal services -----	††	††	††	††	217	43 311	9 203	2 165	1 283
721	Laundry, cleaning, and garment services -----	††	††	††	††	63	6 272	2 090	477	255
7215	Coin-operated laundries and dry cleaning -----	††	††	††	††	12	(D)	(D)	(D)	(D)
721 ex. 7215	Other laundry, cleaning, and garment services -----	††	††	††	††	51	(D)	(D)	(D)	(D)
7211	Power laundries, family and commercial* -----	**	**	**	**	6	705	313	80	45
7216	Dry-cleaning plants, except rug cleaning* -----	**	**	**	**	34	4 430	1 497	338	166
Other 721	Laundry and cleaning services, n.e.c.* -----	**	**	**	**	11	(D)	(D)	(D)	(D)
722	Photographic studios, portrait -----	††	††	††	††	8	(D)	(D)	(D)	(D)
723, 4	Beauty and barber shops -----	††	††	††	††	102	5 654	2 447	576	384
723	Beauty shops -----	††	††	††	††	89	(D)	(D)	(D)	(D)
724	Barber shops -----	††	††	††	††	13	(D)	(D)	(D)	(D)
725	Shoe repair, shoe shine, and hat-cleaning shops -----	††	††	††	††	3	(D)	(D)	(D)	(D)
726	Funeral service and crematories -----	††	††	††	††	19	3 214	872	223	80
729	Miscellaneous personal services -----	††	††	††	††	22	(D)	(D)	(D)	(D)
73	Business services -----	††	††	††	††	311	81 991	26 349	5 367	2 035
731	Advertising -----	††	††	††	††	10	3 571	674	136	50
734	Services to dwellings and other buildings -----	††	††	††	††	55	15 758	8 051	1 645	856
737	Computer and data processing services -----	††	††	††	††	50	8 078	2 627	603	118
7392	Management, consulting, and public relations services -----	††	††	††	††	57	6 685	2 833	616	169
7394	Equipment rental and leasing services -----	††	††	††	††	15	5 415	1 061	198	60
Other 73	Other business services -----	††	††	††	††	124	42 484	11 103	2 169	782
75	Automotive repair, services, and garages -----	††	††	††	††	155	25 910	6 884	1 499	542
751	Automotive rental and leasing, without drivers -----	††	††	††	††	10	2 847	447	72	29
752	Automobile parking -----	††	††	††	††	2	(D)	(D)	(D)	(D)
753	Automotive repair shops -----	††	††	††	††	135	22 079	5 937	1 358	460
7538	General automotive repair shops -----	††	††	††	††	66	8 212	2 023	484	176
7531	Top and body repair shops -----	††	††	††	††	44	8 161	2 200	481	163
7534, 5, 9	Other automotive repair shops -----	††	††	††	††	25	5 706	1 714	393	121
754	Automotive services, except repair -----	††	††	††	††	8	(D)	(D)	(D)	(D)

Table 6. Summary Statistics for Firms Subject to Federal Income Tax for Counties With 300 Establishments or More: 1982—Con.

[For meaning of abbreviations and symbols, see introductory text. For explanation of terms and comparability of 1977 and 1982 censuses, see appendix A. For information on geographic areas followed by Δ, see appendix F]

SIC code	Geographic area and kind of business or operation	All establishments				Establishments with payroll				
		Number	Receipts (\$1,000)	Unincorporated businesses or operations		Number	Receipts (\$1,000)	Annual payroll (\$1,000)	First quarter payroll (\$1,000)	Paid employees for pay period including March 12 (number)
				Individual proprietorships (number)	Partnerships (number)					
ROCKLAND COUNTY—Con.										
76	Miscellaneous repair services -----	††	††	††	††	64	8 762	2 874	618	196
762	Electrical and electronic repair shops -----	††	††	††	††	23	3 058	1 016	225	69
7622	Radio and TV repair shops -----	††	††	††	††	8	(D)	(D)	(D)	(D)
7623, 9	Other electrical and electronic repair shops -----	††	††	††	††	15	(D)	(D)	(D)	(D)
764	Reupholstery and furniture repair -----	††	††	††	††	9	579	181	45	20
763, 9	Other repair shops and related services -----	††	††	††	††	32	5 125	1 677	348	107
78, 79	Amusement and recreation services, including motion pictures --	††	††	††	††	89	22 529	6 572	1 260	874
781, 2	Motion picture production, distribution, and services -----	††	††	††	††	8	2 057	537	133	26
783	Motion picture theaters -----	††	††	††	††	13	4 822	869	164	127
792	Producers, orchestras, and entertainers -----	††	††	††	††	11	2 167	1 034	158	28
793	Bowling alleys and billiards and pool establishments -----	††	††	††	††	9	2 399	688	169	123
79 ex. 792, 3	Commercial sports and other amusement and recreation services --	††	††	††	††	48	11 084	3 444	636	570
80, ex. 806	Health services, except hospitals -----	††	††	††	††	509	136 489	60 182	13 976	3 681
801	Offices of physicians -----	††	††	††	††	246	65 995	30 590	7 190	1 093
802	Offices of dentists -----	††	††	††	††	167	27 171	8 792	1 975	658
803	Offices of osteopathic physicians -----	††	††	††	††	-	-	-	-	-
8041	Offices of chiropractors -----	††	††	††	††	18	2 236	686	145	49
8042	Offices of optometrists -----	††	††	††	††	11	1 035	261	56	23
805	Nursing and personal care facilities -----	††	††	††	††	10	22 704	12 115	2 875	997
8049, 807, 8, 9	Other health services -----	††	††	††	††	57	17 348	7 738	1 735	861
81	Legal services -----	††	††	††	††	161	28 151	9 990	2 073	560
823, 4, 9	Selected educational services -----	††	††	††	††	14	3 527	1 246	207	149
891	Engineering, architectural, and surveying services -----	††	††	††	††	53	12 865	4 933	1 166	289
893	Accounting, auditing, and bookkeeping services -----	††	††	††	††	82	7 603	2 609	671	219
83, 892, 9	Social and other services -----	††	††	††	††	37	7 218	2 618	689	338
83	Social services -----	**	**	**	**	31	6 206	2 151	485	308
892, 9	Other services -----	**	**	**	**	6	1 012	467	204	30
ST. LAWRENCE COUNTY										
	Total -----	††	††	††	††	355	52 248	19 395	4 564	1 740
70	Hotels, motels, and other lodging places -----	††	††	††	††	34	4 706	1 100	240	175
7011	Hotels, motor hotels, and motels -----	††	††	††	††	23	4 279	1 011	212	156
7011 pt.	Hotels -----	††	††	††	††	6	1 470	425	91	70
7011 pt.	Motels, motor hotels, and tourist courts -----	††	††	††	††	17	2 809	586	121	86
702, 3, 4	Other lodging places -----	††	††	††	††	11	427	89	28	19
72	Personal services -----	††	††	††	††	48	5 105	1 223	289	173
721	Laundry, cleaning, and garment services -----	††	††	††	††	12	2 306	659	139	74
7215	Coin-operated laundries and dry cleaning -----	††	††	††	††	1	(D)	(D)	(D)	(D)
721 ex. 7215	Other laundry, cleaning, and garment services -----	††	††	††	††	11	(D)	(D)	(D)	(D)
7211	Power laundries, family and commercial* -----	**	**	**	**	1	(D)	(D)	(D)	(D)
7216	Dry-cleaning plants, except rug cleaning* -----	**	**	**	**	6	397	111	25	23
Other 721	Laundry and cleaning services, n.e.c.* -----	**	**	**	**	4	(D)	(D)	(D)	(D)
722	Photographic studios, portrait -----	††	††	††	††	1	(D)	(D)	(D)	(D)
723, 4	Beauty and barber shops -----	††	††	††	††	7	257	98	27	18
723	Beauty shops -----	††	††	††	††	7	257	98	27	18
724	Barber shops -----	††	††	††	††	-	-	-	-	-
725	Shoe repair, shoe shine, and hat-cleaning shops -----	††	††	††	††	-	-	-	-	-
726	Funeral service and crematories -----	††	††	††	††	20	2 094	351	77	45
729	Miscellaneous personal services -----	††	††	††	††	8	(D)	(D)	(D)	(D)
73	Business services -----	††	††	††	††	21	3 478	1 205	232	99
731	Advertising -----	††	††	††	††	1	(D)	(D)	(D)	(D)
734	Services to dwellings and other buildings -----	††	††	††	††	6	(D)	(D)	(D)	(D)
737	Computer and data processing services -----	††	††	††	††	1	(D)	(D)	(D)	(D)
7392	Management, consulting, and public relations services -----	††	††	††	††	1	(D)	(D)	(D)	(D)
7394	Equipment rental and leasing services -----	††	††	††	††	3	817	195	45	12
Other 73	Other business services -----	††	††	††	††	9	2 010	775	148	55
75	Automotive repair, services, and garages -----	††	††	††	††	19	(D)	(D)	(D)	(D)
751	Automotive rental and leasing, without drivers -----	††	††	††	††	1	(D)	(D)	(D)	(D)
752	Automobile parking -----	††	††	††	††	-	-	-	-	-
753	Automotive repair shops -----	††	††	††	††	17	1 178	271	60	27
7538	General automotive repair shops -----	††	††	††	††	9	419	111	26	11
7531	Top and body repair shops -----	††	††	††	††	3	335	66	13	6
7534, 5, 9	Other automotive repair shops -----	††	††	††	††	5	424	94	21	10
754	Automotive services, except repair -----	††	††	††	††	1	(D)	(D)	(D)	(D)

Table 6. Summary Statistics for Firms Subject to Federal Income Tax for Counties With 300 Establishments or More: 1982—Con.

[For meaning of abbreviations and symbols, see introductory text. For explanation of terms and comparability of 1977 and 1982 censuses, see appendix A. For information on geographic areas followed by Δ, see appendix F]

SIC code	Geographic area and kind of business or operation	All establishments				Establishments with payroll				
		Number	Receipts (\$1,000)	Unincorporated businesses or operations		Number	Receipts (\$1,000)	Annual payroll (\$1,000)	First quarter payroll (\$1,000)	Paid employees for pay period including March 12 (number)
				Individual proprietorships (number)	Partnerships (number)					
ST. LAWRENCE COUNTY—Con.										
76	Miscellaneous repair services-----	††	††	††	††	13	1 688	369	85	30
762	Electrical and electronic repair shops-----	††	††	††	††	7	407	92	19	12
7622	Radio and TV repair shops-----	††	††	(D)	††	2	(D)	(D)	(D)	(D)
7623, 9	Other electrical and electronic repair shops-----	††	††	(D)	††	5	(D)	(D)	(D)	(D)
764	Reupholstery and furniture repair-----	††	††	(D)	††	-	(D)	(D)	(D)	(D)
763, 9	Other repair shops and related services-----	††	††	††	††	6	(D)	(D)	(D)	(D)
78, 79	Amusement and recreation services, including motion pictures--	††	††	††	††	23	2 186	510	146	107
781, 2	Motion picture production, distribution, and services-----	††	††	††	††	-	-	-	-	-
783	Motion picture theaters-----	††	††	††	††	6	(D)	(D)	(D)	(D)
792	Producers, orchestras, and entertainers-----	††	††	††	††	1	(D)	(D)	(D)	(D)
793	Bowling alleys and billiards and pool establishments-----	††	††	††	††	6	946	283	100	58
79 ex. 792, 3	Commercial sports and other amusement and recreation services--	††	††	††	††	10	(D)	(D)	(D)	(D)
80, ex. 806	Health services, except hospitals-----	††	††	††	††	124	23 637	10 553	2 468	815
801	Offices of physicians-----	††	††	††	††	74	11 585	5 498	1 323	260
802	Offices of dentists-----	††	††	††	††	31	3 874	1 348	309	129
803	Offices of osteopathic physicians-----	††	††	††	††	1	(D)	(D)	(D)	(D)
8041	Offices of chiropractors-----	††	††	††	††	1	(D)	(D)	(D)	(D)
8042	Offices of optometrists-----	††	††	††	††	7	1 114	151	25	19
805	Nursing and personal care facilities-----	††	††	††	††	3	5 835	3 038	723	370
8049, 807, 8, 9	Other health services-----	††	††	††	††	7	(D)	(D)	(D)	(D)
81	Legal services-----	††	††	††	††	41	4 363	1 733	483	135
823, 4, 9	Selected educational services-----	††	††	††	††	1	(D)	(D)	(D)	(D)
891	Engineering, architectural, and surveying services-----	††	††	††	††	10	1 326	599	132	35
893	Accounting, auditing, and bookkeeping services-----	††	††	††	††	16	1 895	763	166	65
83, 892, 9	Social and other services-----	††	††	††	††	5	(D)	(D)	(D)	(D)
83	Social services-----	**	**	**	**	3	(D)	(D)	(D)	(D)
892, 9	Other services-----	**	**	**	**	2	(D)	(D)	(D)	(D)
SARATOGA COUNTY										
	Total-----	††	††	††	††	553	106 057	29 453	6 501	2 838
70	Hotels, motels, and other lodging places-----	††	††	††	††	38	9 397	2 460	382	239
7011	Hotels, motor hotels, and motels-----	††	††	††	††	30	7 983	2 137	364	231
7011 pt.	Hotels-----	††	††	††	††	5	(D)	(D)	(D)	(D)
7011 pt.	Motels, motor hotels, and tourist courts-----	††	††	††	††	25	(D)	(D)	(D)	(D)
702, 3, 4	Other lodging places-----	††	††	††	††	8	1 414	323	18	8
72	Personal services-----	††	††	††	††	73	11 412	3 874	885	455
721	Laundry, cleaning, and garment services-----	††	††	††	††	22	7 112	2 374	526	237
7215	Coin-operated laundries and dry cleaning-----	††	††	††	††	5	(D)	(D)	(D)	(D)
721 ex.	Other laundry, cleaning, and garment services-----	††	††	††	††	17	(D)	(D)	(D)	(D)
7215	Power laundries, family and commercial*-----	**	**	**	**	-	-	-	-	-
7216	Dry-cleaning plants, except rug cleaning*-----	**	**	**	**	8	910	397	92	49
Other 721	Laundry and cleaning services, n.e.c.*-----	**	**	**	**	9	(D)	(D)	(D)	(D)
722	Photographic studios, portrait-----	††	††	††	††	4	(D)	(D)	(D)	(D)
723, 4	Beauty and barber shops-----	††	††	††	††	25	1 691	833	184	103
723	Beauty shops-----	††	††	††	††	24	(D)	(D)	(D)	(D)
724	Barber shops-----	††	††	††	††	1	(D)	(D)	(D)	(D)
725	Shoe repair, shoe shine, and hat-cleaning shops-----	††	††	††	††	1	(D)	(D)	(D)	(D)
726	Funeral service and crematories-----	††	††	††	††	9	1 200	261	55	23
729	Miscellaneous personal services-----	††	††	††	††	12	901	310	94	65
73	Business services-----	††	††	††	††	78	25 669	6 449	1 453	600
731	Advertising-----	††	††	††	††	3	(D)	(D)	(D)	(D)
734	Services to dwellings and other buildings-----	††	††	††	††	17	(D)	(D)	(D)	(D)
737	Computer and data processing services-----	††	††	††	††	7	(D)	(D)	(D)	(D)
7392	Management, consulting, and public relations services-----	††	††	††	††	17	2 121	974	148	46
7394	Equipment rental and leasing services-----	††	††	††	††	8	(D)	(D)	(D)	(D)
Other 73	Other business services-----	††	††	††	††	26	(D)	(D)	(D)	(D)
75	Automotive repair, services, and garages-----	††	††	††	††	50	6 420	1 510	353	153
751	Automotive rental and leasing, without drivers-----	††	††	††	††	4	(D)	(D)	(D)	(D)
752	Automobile parking-----	††	††	††	††	1	(D)	(D)	(D)	(D)
753	Automotive repair shops-----	††	††	††	††	40	5 095	1 241	290	115
7538	General automotive repair shops-----	††	††	††	††	22	3 523	821	192	72
7531	Top and body repair shops-----	††	††	††	††	11	670	167	37	22
7534, 5, 9	Other automotive repair shops-----	††	††	††	††	7	902	253	61	21
754	Automotive services, except repair-----	††	††	††	††	5	(D)	(D)	(D)	(D)

Table 6. Summary Statistics for Firms Subject to Federal Income Tax for Counties With 300 Establishments or More: 1982—Con.

[For meaning of abbreviations and symbols, see introductory text. For explanation of terms and comparability of 1977 and 1982 censuses, see appendix A. For information on geographic areas followed by Δ, see appendix F]

SIC code	Geographic area and kind of business or operation	All establishments				Establishments with payroll				
		Number	Receipts (\$1,000)	Unincorporated businesses or operations		Number	Receipts (\$1,000)	Annual payroll (\$1,000)	First quarter payroll (\$1,000)	Paid employees for pay period including March 12 (number)
				Individual proprietorships (number)	Partnerships (number)					
SARATOGA COUNTY—Con.										
76	Miscellaneous repair services	††	††	††	††	20	1 580	414	106	66
762	Electrical and electronic repair shops	††	††	††	††	4	483	116	28	9
7622	Radio and TV repair shops	††	††	††	††	2	(D)	(D)	(D)	(D)
7623, 9	Other electrical and electronic repair shops	††	††	††	††	2	(D)	(D)	(D)	(D)
764	Reupholstery and furniture repair	††	††	††	††	1	(D)	(D)	(D)	(D)
763, 9	Other repair shops and related services	††	††	††	††	15	(D)	(D)	(D)	(D)
78, 79	Amusement and recreation services, including motion pictures	††	††	††	††	49	22 241	4 663	1 031	525
781, 2	Motion picture production, distribution, and services	††	††	††	††	1	(D)	(D)	(D)	(D)
783	Motion picture theaters	††	††	††	††	4	(D)	(D)	(D)	(D)
792	Producers, orchestras, and entertainers	††	††	††	††	-	-	-	-	-
793	Bowling alleys and billiards and pool establishments	††	††	††	††	7	1 969	485	146	79
79 ex. 792, 3	Commercial sports and other amusement and recreation services	††	††	††	††	37	19 160	4 041	853	408
80, ex. 806	Health services, except hospitals	††	††	††	††	134	18 324	6 542	1 479	487
801	Offices of physicians	††	††	††	††	57	9 456	3 933	907	220
802	Offices of dentists	††	††	††	††	54	7 814	2 335	516	229
803	Offices of osteopathic physicians	††	††	††	††	1	(D)	(D)	(D)	(D)
8041	Offices of chiropractors	††	††	††	††	4	(D)	(D)	(D)	(D)
8042	Offices of optometrists	††	††	††	††	8	(D)	(D)	(D)	(D)
805	Nursing and personal care facilities	††	††	††	††	-	-	-	-	-
8049, 807, 8, 9	Other health services	††	††	††	††	10	488	152	30	19
81	Legal services	††	††	††	††	54	5 114	1 410	304	141
823, 4, 9	Selected educational services	††	††	††	††	3	147	22	6	4
891	Engineering, architectural, and surveying services	††	††	††	††	23	3 901	1 415	316	83
893	Accounting, auditing, and bookkeeping services	††	††	††	††	18	781	361	89	30
83, 892, 9	Social and other services	††	††	††	††	13	1 071	333	97	55
83	Social services	**	**	**	**	12	(D)	(D)	(D)	(D)
892, 9	Other services	**	**	**	**	1	(D)	(D)	(D)	(D)
SCHENECTADY COUNTY										
	Total	††	††	††	††	747	484 314	165 372	40 354	7 527
70	Hotels, motels, and other lodging places	††	††	††	††	7	5 449	1 525	326	192
7011	Hotels, motor hotels, and motels	††	††	††	††	6	(D)	(D)	(D)	(D)
7011 pt.	Hotels	††	††	††	††	2	(D)	(D)	(D)	(D)
7011 pt.	Motels, motor hotels, and tourist courts	††	††	††	††	4	(D)	(D)	(D)	(D)
702, 3, 4	Other lodging places	††	††	††	††	1	(D)	(D)	(D)	(D)
72	Personal services	††	††	††	††	104	17 581	5 347	1 289	657
721	Laundry, cleaning, and garment services	††	††	††	††	30	10 172	2 889	712	336
7215	Coin-operated laundries and dry cleaning	††	††	††	††	9	621	135	32	28
721 ex. 7215	Other laundry, cleaning, and garment services	††	††	††	††	21	9 551	2 754	680	308
7211	Power laundries, family and commercial*	**	**	**	**	1	(D)	(D)	(D)	(D)
7216	Dry-cleaning plants, except rug cleaning*	**	**	**	**	13	2 301	807	200	133
Other 721	Laundry and cleaning services, n.e.c.*	**	**	**	**	7	(D)	(D)	(D)	(D)
722	Photographic studios, portrait	††	††	††	††	6	526	114	30	28
723, 4	Beauty and barber shops	††	††	††	††	38	2 390	1 081	255	158
723	Beauty shops	††	††	††	††	33	2 125	970	230	146
724	Barber shops	††	††	††	††	5	265	111	25	12
725	Shoe repair, shoe shine, and hat-cleaning shops	††	††	††	††	4	92	27	5	5
726	Funeral service and crematories	††	††	††	††	13	3 199	746	174	49
729	Miscellaneous personal services	††	††	††	††	13	1 202	490	113	81
73	Business services	††	††	††	††	93	(D)	(D)	(D)	(D)
731	Advertising	††	††	††	††	4	(D)	(D)	(D)	(D)
734	Services to dwellings and other buildings	††	††	††	††	14	(D)	(D)	(D)	(D)
737	Computer and data processing services	††	††	††	††	11	(D)	(D)	(D)	(D)
7392	Management, consulting, and public relations services	††	††	††	††	16	3 833	1 255	273	130
7394	Equipment rental and leasing services	††	††	††	††	5	(D)	(D)	(D)	(D)
Other 73	Other business services	††	††	††	††	43	(D)	(D)	(D)	(D)
75	Automotive repair, services, and garages	††	††	††	††	59	(D)	(D)	(D)	(D)
751	Automotive rental and leasing, without drivers	††	††	††	††	1	(D)	(D)	(D)	(D)
752	Automobile parking	††	††	††	††	-	-	-	-	-
753	Automotive repair shops	††	††	††	††	48	(D)	(D)	(D)	(D)
7538	General automotive repair shops	††	††	††	††	23	(D)	(D)	(D)	(D)
7531	Top and body repair shops	††	††	††	††	14	(D)	(D)	(D)	(D)
7534, 5, 9	Other automotive repair shops	††	††	††	††	11	(D)	(D)	(D)	(D)
754	Automotive services, except repair	††	††	††	††	10	1 227	216	53	51

Table 6. Summary Statistics for Firms Subject to Federal Income Tax for Counties With 300 Establishments or More: 1982—Con.

[For meaning of abbreviations and symbols, see introductory text. For explanation of terms and comparability of 1977 and 1982 censuses, see appendix A. For information on geographic areas followed by Δ, see appendix F]

SIC code	Geographic area and kind of business or operation	All establishments				Establishments with payroll				
		Number	Receipts (\$1,000)	Unincorporated businesses or operations		Number	Receipts (\$1,000)	Annual payroll (\$1,000)	First quarter payroll (\$1,000)	Paid employees for pay period including March 12 (number)
				Individual proprietorships (number)	Partnerships (number)					
SCHENECTADY COUNTY—Con.										
76	Miscellaneous repair services	††	††	††	††	19	3 049	962	209	90
762	Electrical and electronic repair shops	††	††	††	††	4	(D)	(D)	(D)	(D)
7622	Radio and TV repair shops	††	††	††	††	-	(D)	(D)	(D)	(D)
7623, 9	Other electrical and electronic repair shops	††	††	††	††	4	(D)	(D)	(D)	(D)
764	Reupholstery and furniture repair	††	††	††	††	2	(D)	(D)	(D)	(D)
763, 9	Other repair shops and related services	††	††	††	††	13	(D)	(D)	(D)	(D)
78, 79	Amusement and recreation services, including motion pictures	††	††	††	††	30	6 093	1 278	338	253
781, 2	Motion picture production, distribution, and services	††	††	††	††	1	(D)	(D)	(D)	(D)
783	Motion picture theaters	††	††	††	††	3	(D)	(D)	(D)	(D)
792	Producers, orchestras, and entertainers	††	††	††	††	2	(D)	(D)	(D)	(D)
793	Bowling alleys and billiards and pool establishments	††	††	††	††	6	1 527	422	131	70
79 ex. 792, 3	Commercial sports and other amusement and recreation services	††	††	††	††	18	2 964	581	135	125
80, ex. 806	Health services, except hospitals	††	††	††	††	281	64 215	28 181	6 621	1 768
801	Offices of physicians	††	††	††	††	154	34 140	15 919	3 820	626
802	Offices of dentists	††	††	††	††	90	13 653	4 664	1 124	390
803	Offices of osteopathic physicians	††	††	††	††	-	-	-	-	-
8041	Offices of chiropractors	††	††	††	††	4	581	209	37	19
8042	Offices of optometrists	††	††	††	††	8	1 156	183	35	18
805	Nursing and personal care facilities	††	††	††	††	4	10 939	5 620	1 248	604
8049, 807, 8, 9	Other health services	††	††	††	††	21	3 746	1 586	357	111
81	Legal services	††	††	††	††	90	13 109	4 032	972	279
823, 4, 9	Selected educational services	††	††	††	††	3	(D)	(D)	(D)	(D)
891	Engineering, architectural, and surveying services	††	††	††	††	21	13 817	5 885	1 310	249
893	Accounting, auditing, and bookkeeping services	††	††	††	††	23	3 394	1 809	400	98
83, 892, 9	Social and other services	††	††	††	††	17	558	245	64	52
83	Social services	14	(D)	(D)	(D)	(D)
892, 9	Other services	3	(D)	(D)	(D)	(D)
STEBUEN COUNTY										
	Total	††	††	††	††	367	68 565	24 822	6 015	2 239
70	Hotels, motels, and other lodging places	††	††	††	††	23	10 295	2 995	652	384
7011	Hotels, motor hotels, and motels	††	††	††	††	15	9 970	2 934	641	374
7011 pt.	Hotels	††	††	††	††	4	(D)	(D)	(D)	(D)
7011 pt.	Hotels, motor hotels, and tourist courts	††	††	††	††	11	(D)	(D)	(D)	(D)
702, 3, 4	Other lodging places	††	††	††	††	8	325	61	11	10
72	Personal services	††	††	††	††	60	6 097	1 990	456	251
721	Laundry, cleaning, and garment services	††	††	††	††	13	2 109	760	174	91
7215	Coin-operated laundries and dry cleaning	††	††	††	††	5	(D)	(D)	(D)	(D)
721 ex. 7215	Other laundry, cleaning, and garment services	††	††	††	††	8	(D)	(D)	(D)	(D)
7211	Power laundries, family and commercial*	1	(D)	(D)	(D)	(D)
7216	Dry-cleaning plants, except rug cleaning*	6	320	101	24	17
Other 721	Laundry and cleaning services, n.e.c.*	1	(D)	(D)	(D)	(D)
722	Photographic studios, portrait	††	††	††	††	4	(D)	(D)	(D)	(D)
723, 4	Beauty and barber shops	††	††	††	††	24	1 355	624	139	81
723	Beauty shops	††	††	††	††	24	1 355	624	139	81
724	Barber shops	††	††	††	††	-	-	-	-	-
725	Shoe repair, shoe shine, and hat-cleaning shops	††	††	††	††	-	-	-	-	-
726	Funeral service and crematories	††	††	††	††	17	2 135	478	110	56
729	Miscellaneous personal services	††	††	††	††	2	(D)	(D)	(D)	(D)
73	Business services	††	††	††	††	22	11 141	4 608	1 178	408
731	Advertising	††	††	††	††	1	(D)	(D)	(D)	(D)
734	Services to dwellings and other buildings	††	††	††	††	4	167	78	21	21
737	Computer and data processing services	††	††	††	††	1	(D)	(D)	(D)	(D)
7392	Management, consulting, and public relations services	††	††	††	††	1	(D)	(D)	(D)	(D)
7394	Equipment rental and leasing services	††	††	††	††	1	(D)	(D)	(D)	(D)
Other 73	Other business services	††	††	††	††	14	3 904	1 825	526	172
75	Automotive repair, services, and garages	††	††	††	††	27	4 675	970	256	79
751	Automotive rental and leasing, without drivers	††	††	††	††	2	(D)	(D)	(D)	(D)
752	Automobile parking	††	††	††	††	-	-	-	-	-
753	Automotive repair shops	††	††	††	††	23	3 915	784	212	65
7538	General automotive repair shops	††	††	††	††	8	1 848	334	104	31
7531	Top and body repair shops	††	††	††	††	9	976	224	54	17
7534, 5, 9	Other automotive repair shops	††	††	††	††	6	1 091	226	54	17
754	Automotive services, except repair	††	††	††	††	2	(D)	(D)	(D)	(D)

Table 6. Summary Statistics for Firms Subject to Federal Income Tax for Counties With 300 Establishments or More: 1982—Con.

[For meaning of abbreviations and symbols, see introductory text. For explanation of terms and comparability of 1977 and 1982 censuses, see appendix A. For information on geographic areas followed by Δ, see appendix F]

SIC code	Geographic area and kind of business or operation	All establishments				Establishments with payroll				
		Number	Receipts (\$1,000)	Unincorporated businesses or operations		Number	Receipts (\$1,000)	Annual payroll (\$1,000)	First quarter payroll (\$1,000)	Paid employees for pay period including March 12 (number)
				Individual proprietorships (number)	Partnerships (number)					
STEUBEN COUNTY—Con.										
76	Miscellaneous repair services	††	††	††	††	6	397	114	24	12
762	Electrical and electronic repair shops	††	††	††	††	1	(D)	(D)	(D)	(D)
7622	Radio and TV repair shops	††	††	††	††	-	-	-	-	-
7623, 9	Other electrical and electronic repair shops	††	††	††	††	1	(D)	(D)	(D)	(D)
764	Reupholstery and furniture repair	††	††	††	††	1	(D)	(D)	(D)	(D)
763, 9	Other repair shops and related services	††	††	††	††	4	(D)	(D)	(D)	(D)
78, 79	Amusement and recreation services, including motion pictures	††	††	††	††	14	(D)	(D)	(D)	(D)
781, 2	Motion picture production, distribution, and services	††	††	††	††	-	-	-	-	-
783	Motion picture theaters	††	††	††	††	3	(D)	(D)	(D)	(D)
792	Producers, orchestras, and entertainers	††	††	††	††	-	-	-	-	-
793	Bowling alleys and billiards and pool establishments	††	††	††	††	4	1 418	367	120	76
79 ex. 792, 3	Commercial sports and other amusement and recreation services	††	††	††	††	7	1 294	249	80	50
80, ex. 806	Health services, except hospitals	††	††	††	††	115	24 018	10 180	2 460	634
801	Offices of physicians	††	††	††	††	68	(D)	(D)	(D)	(D)
802	Offices of dentists	††	††	††	††	30	5 200	1 769	417	140
803	Offices of osteopathic physicians	††	††	††	††	-	-	-	-	-
8041	Offices of chiropractors	††	††	††	††	5	302	43	11	12
8042	Offices of optometrists	††	††	††	††	5	583	127	26	12
805	Nursing and personal care facilities	††	††	††	††	2	(D)	(D)	(D)	(D)
8049, 807, 8, 9	Other health services	††	††	††	††	5	773	286	64	14
81	Legal services	††	††	††	††	49	4 641	1 443	324	137
823, 4, 9	Selected educational services	††	††	††	††	1	(D)	(D)	(D)	(D)
891	Engineering, architectural, and surveying services	††	††	††	††	10	1 165	629	153	49
893	Accounting, auditing, and bookkeeping services	††	††	††	††	17	1 369	540	129	44
83, 892, 9	Social and other services	††	††	††	††	23	1 581	631	163	95
83	Social services	23	1 581	631	163	95
892, 9	Other services	-	-	-	-	-
SUFFOLK COUNTY										
	Total	††	††	††	††	7 205	1 701 831	615 024	145 231	45 879
70	Hotels, motels, and other lodging places	††	††	††	††	153	59 523	14 477	2 799	1 590
7011	Hotels, motor hotels, and motels	††	††	††	††	138	57 999	14 141	2 737	1 539
7011 pt.	Hotels	††	††	††	††	23	31 257	7 947	1 491	780
7011 pt.	Hotels, 25 guestrooms or more	16	(D)	(D)	(D)	(D)
7011 pt.	Hotels, less than 25 guestrooms	7	(D)	(D)	(D)	(D)
7011 pt.	Motels, motor hotels, and tourist courts	††	††	††	††	115	26 742	6 194	1 246	759
7011 pt.	Motels, tourist courts	111	(D)	(D)	(D)	(D)
7011 pt.	Motor hotels	4	(D)	(D)	(D)	(D)
702, 3, 4	Other lodging places	††	††	††	††	15	1 524	336	62	51
703	Trailer parks and camps	††	††	††	††	1	(D)	(D)	(D)	(D)
702, 4	Rooming, boarding, and membership lodging	††	††	††	††	14	(D)	(D)	(D)	(D)
72	Personal services	††	††	††	††	919	89 302	28 323	6 524	3 752
721	Laundry, cleaning, and garment services	††	††	††	††	265	35 226	11 178	2 556	1 292
7215	Coin-operated laundries and dry cleaning	††	††	††	††	64	4 416	1 049	247	175
721 ex. 7215	Other laundry, cleaning, and garment services	††	††	††	††	201	30 810	10 129	2 309	1 117
7211	Power laundries, family and commercial*	8	3 213	1 226	257	133
7216	Dry-cleaning plants, except rug cleaning*	131	12 442	4 023	908	532
Other 721	Laundry and cleaning services, n.e.c.*	62	15 155	4 880	1 144	452
7212	Garment pressing and agents for laundries and dry cleaners	13	(D)	(D)	(D)	(D)
7213	Linen supply*	11	4 286	1 490	339	137
7217	Carpet and upholstery cleaning	23	2 842	907	221	111
7218	Industrial laundries*	9	5 552	1 662	391	128
7214, 9	Other laundry, garment services, including diaper*	6	(D)	(D)	(D)	(D)
722	Photographic studios, portrait	††	††	††	††	24	3 629	788	181	106
723, 4	Beauty and barber shops	††	††	††	††	470	22 020	8 743	1 952	1 429
723	Beauty shops	††	††	††	††	411	20 199	8 004	1 773	1 296
724	Barber shops	††	††	††	††	59	1 821	739	179	133
725	Shoe repair, shoe shine, and hat-cleaning shops	††	††	††	††	13	697	207	46	19
726	Funeral service and crematories	††	††	††	††	63	17 529	3 920	1 022	244
729	Miscellaneous personal services	††	††	††	††	84	10 201	3 487	767	662

Table 6. Summary Statistics for Firms Subject to Federal Income Tax for Counties With 300 Establishments or More: 1982—Con.

[For meaning of abbreviations and symbols, see introductory text. For explanation of terms and comparability of 1977 and 1982 censuses, see appendix A. For information on geographic areas followed by Δ, see appendix F]

SIC code	Geographic area and kind of business or operation	All establishments				Establishments with payroll				
		Number	Receipts (\$1,000)	Unincorporated businesses or operations		Number	Receipts (\$1,000)	Annual payroll (\$1,000)	First quarter payroll (\$1,000)	Paid employees for pay period including March 12 (number)
				Individual proprietorships (number)	Partnerships (number)					
SUFFOLK COUNTY—Con.										
73	Business services	††	††	††	††	1 408	470 170	176 867	41 750	14 692
731	Advertising	††	††	††	††	71	29 539	9 176	2 216	518
7311	Advertising agencies	††	††	††	††	54	21 402	6 993	1 804	307
7312	Outdoor advertising services	††	††	††	††	2	(D)	(D)	(D)	(D)
7313	Radio, TV, publishers' advertising representatives	††	††	††	††	6	630	183	50	16
7319	Advertising, n.e.c.	††	††	††	††	9	(D)	(D)	(D)	(D)
734	Services to dwellings and other buildings	††	††	††	††	232	30 650	13 112	2 956	1 961
7341	Window cleaning	††	††	††	††	11	942	421	79	38
7342	Disinfecting and exterminating services	††	††	††	††	70	8 475	3 198	685	256
7349	Cleaning and maintenance services, n.e.c.	††	††	††	††	151	21 233	9 493	2 192	1 667
737	Computer and data processing services	††	††	††	††	152	77 410	36 834	8 515	1 964
7372	Computer programming and other software services	††	††	††	††	76	24 996	13 600	3 146	527
7374	Data processing services	††	††	††	††	39	41 331	19 289	4 423	1 285
7379	Computer related services, n.e.c.	††	††	††	††	37	11 083	3 945	946	152
7392	Management, consulting, and public relations services	††	††	††	††	234	69 928	25 958	6 394	1 696
7394	Equipment rental and leasing services	††	††	††	††	106	33 553	7 692	1 617	456
Other 73	Other business services	††	††	††	††	613	229 090	84 095	20 052	8 097
732	Credit reporting, collection agencies	††	††	††	††	36	12 385	4 279	1 000	294
7331	Direct mail advertising services	††	††	††	††	32	53 888	18 654	4 312	1 551
7332	Blueprinting and photocopying services	††	††	††	††	17	1 665	470	95	35
7333	Commercial photography, art, and graphics	††	††	††	††	70	22 031	7 368	1 628	404
7339	Stenographic services; and reproduction services, n.e.c.	††	††	††	††	21	2 680	971	233	98
736	Personnel supply services	††	††	††	††	74	24 031	15 692	3 849	1 921
7361	Employment agencies	††	††	††	††	51	7 746	3 869	918	574
7362	Help supply services	††	††	††	††	23	16 285	11 823	2 931	1 347
7369	Facilities management services	††	††	††	††	-	-	-	-	-
7391	Research and development laboratories	††	††	††	††	21	10 535	4 400	974	225
7397	Testing laboratories and facilities	††	††	††	††	11	3 991	1 790	436	132
7393	Detective agencies and protective services	††	††	††	††	77	24 757	11 205	2 837	1 599
7395	Photofinishing laboratories*	††	††	††	††	17	8 207	1 395	331	270
7399 pt.	Sign painting shops	††	††	††	††	3	466	128	25	16
7399 pt.	Interior designing	††	††	††	††	22	3 218	794	199	60
7399 pt.	Telephone answering services	††	††	††	††	16	4 171	1 928	433	198
735, 7396, 7399 pt.	Other business services, n.e.c.	††	††	††	††	196	57 065	15 021	3 700	1 294
75	Automotive repair, services, and garages	††	††	††	††	736	159 217	38 700	8 769	2 987
751	Automotive rental and leasing, without drivers	††	††	††	††	57	44 530	8 208	1 920	518
752	Automobile parking	††	††	††	††	7	1 119	478	71	80
7523	Parking lots	††	††	††	††	6	(D)	(D)	(D)	(D)
7525	Parking structures	††	††	††	††	1	(D)	(D)	(D)	(D)
753	Automotive repair shops	††	††	††	††	622	109 364	28 905	6 535	2 257
7538	General automotive repair shops	††	††	††	††	274	39 017	9 725	2 287	823
7538 pt.	General automotive repair shops, except diesel	††	††	††	††	256	34 706	8 618	1 973	747
7538 pt.	Diesel repair shops	††	††	††	††	18	4 311	1 107	314	76
7531	Top and body repair shops	††	††	††	††	174	28 303	8 026	1 776	643
7534, 5, 9	Other automotive repair shops	††	††	††	††	174	42 044	11 154	2 472	791
7534	Tire retreading and repair shops	††	††	††	††	9	3 466	806	185	59
7535	Paint shops	††	††	††	††	13	3 606	1 230	236	80
7539 pt.	Auto electrical and fuel system services	††	††	††	††	16	1 870	583	110	48
7539 pt.	Radiator repair	††	††	††	††	9	1 579	274	66	36
7539 pt.	Glass replacement and repair	††	††	††	††	20	7 143	1 496	324	98
7539 pt.	Brake, front end, and wheel alignment	††	††	††	††	27	9 759	2 717	635	165
7539 pt.	Exhaust system services (muffler shops)	††	††	††	††	23	5 614	1 417	316	94
7539 pt.	Transmission repair shops	††	††	††	††	49	8 216	2 397	537	195
7539 pt.	Other automotive repair shops, n.e.c.	††	††	††	††	8	791	234	63	16
754	Automotive services, except repair	††	††	††	††	50	4 204	1 109	243	132
7542	Car washes	††	††	††	††	33	2 850	805	180	100
7549	Other automotive services	††	††	††	††	17	1 354	304	63	32
76	Miscellaneous repair services	††	††	††	††	424	82 253	27 767	6 333	1 845
762	Electrical and electronic repair shops	††	††	††	††	138	33 874	13 054	3 028	832
7622	Radio and TV repair shops	††	††	††	††	57	9 517	2 947	670	230
7623, 9	Other electrical and electronic repair shops	††	††	††	††	81	24 357	10 107	2 358	602
7623	Refrigeration and air-conditioning repair shops	††	††	††	††	30	5 021	1 631	342	104
7629	Electrical and electronic repair shops, n.e.c.	††	††	††	††	51	19 336	8 476	2 016	498
764	Reupholstery and furniture repair	††	††	††	††	33	4 038	1 329	286	120
763, 9	Other repair shops and related services	††	††	††	††	253	44 341	13 384	3 019	893
763	Watch, clock, and jewelry repair	††	††	††	††	9	1 502	487	109	26
769	Miscellaneous repair and related services	††	††	††	††	244	42 839	12 897	2 910	867
7692	Welding repair	††	††	††	††	28	3 969	1 455	324	89
7694	Armature rewinding shops	††	††	††	††	10	1 805	548	122	47
7699	Repair shops and related services, n.e.c.	††	††	††	††	206	37 065	10 894	2 464	731

Table 6. Summary Statistics for Firms Subject to Federal Income Tax for Counties With 300 Establishments or More: 1982—Con.

[For meaning of abbreviations and symbols, see introductory text. For explanation of terms and comparability of 1977 and 1982 censuses, see appendix A. For information on geographic areas followed by Δ, see appendix F]

SIC code	Geographic area and kind of business or operation	All establishments				Establishments with payroll				
		Number	Receipts (\$1,000)	Unincorporated businesses or operations		Number	Receipts (\$1,000)	Annual payroll (\$1,000)	First quarter payroll (\$1,000)	Paid employees for pay period including March 12 (number)
				Individual proprietorships (number)	Partnerships (number)					
SUFFOLK COUNTY—Con.										
78, 79	Amusement and recreation services, including motion pictures...	††	††	††	††	409	106 384	27 051	5 717	3 093
781, 2	Motion picture production, distribution, and services	††	††	††	††	23	3 917	1 232	257	51
783	Motion picture theaters	††	††	††	††	61	26 746	4 593	977	702
7832	Motion picture theaters, except drive-in	**	**	**	**	52	(D)	(D)	(D)	(D)
7833	Drive-in motion picture theaters	**	**	**	**	9	(D)	(D)	(D)	(D)
792	Producers, orchestras, and entertainers	††	††	††	††	30	5 012	1 543	327	79
7922	Theatrical producers (except motion picture) and miscellaneous theatrical services	**	**	**	**	11	2 645	696	138	23
7929	Bands, orchestras, actors, and other entertainers and entertainment groups	**	**	**	**	19	2 367	847	189	56
793	Bowling alleys and billiards and pool establishments	††	††	††	††	35	16 909	5 111	1 306	768
7932	Billiard and pool establishments	††	††	††	††	2	(D)	(D)	(D)	(D)
7933	Bowling alleys	††	††	††	††	33	(D)	(D)	(D)	(D)
79 ex. 792, 3	Commercial sports and other amusement and recreation services ..	††	††	††	††	260	53 800	14 572	2 850	1 493
794	Commercial sports	††	††	††	††	15	3 714	922	198	58
7941	Professional sports clubs, managers, promoters	††	††	††	††	3	(D)	(D)	(D)	(D)
7948	Racing, including track operation	††	††	††	††	12	(D)	(D)	(D)	(D)
79 ex. 792, 3, 4	Other amusement and recreation services	††	††	††	††	245	50 086	13 650	2 652	1 435
791	Dance halls, studios, and schools	**	**	**	**	33	(D)	(D)	(D)	(D)
7992	Public golf courses	**	**	**	**	12	4 370	1 417	180	73
7993	Coin-operated amusement device operators	**	**	**	**	22	10 949	2 302	484	127
7996	Amusement parks	**	**	**	**	2	(D)	(D)	(D)	(D)
7997	Membership sports and recreation clubs	**	**	**	**	39	11 792	3 421	713	367
7999	Amusement and recreation services, n.e.c.	**	**	**	**	137	19 526	5 475	1 025	687
7999 pt.	Concession operators of amusement devices, rides	**	**	**	**	7	(D)	(D)	(D)	(D)
7999 pt.	Carnivals, circuses, and fairs	**	**	**	**	1	(D)	(D)	(D)	(D)
7999 pt.	Other commercial recreation and amusements	**	**	**	**	129	(D)	(D)	(D)	(D)
80, ex. 806	Health services, except hospitals	††	††	††	††	1 913	465 432	201 987	50 736	11 292
801	Offices of physicians	††	††	††	††	892	239 173	111 779	29 921	4 202
802	Offices of dentists	††	††	††	††	646	101 609	32 331	7 689	2 586
803	Offices of osteopathic physicians	††	††	††	††	11	1 833	675	161	39
8041	Offices of chiropractors	††	††	††	††	88	9 931	2 591	538	238
8042	Offices of optometrists	††	††	††	††	46	6 262	1 565	342	144
805	Nursing and personal care facilities	††	††	††	††	25	68 415	36 967	8 372	2 594
8049, 807, 8, 9	Other health services	††	††	††	††	205	38 209	16 079	3 713	1 489
807	Medical and dental laboratories	††	††	††	††	80	12 860	5 220	1 168	383
8071	Medical laboratories	††	††	††	††	30	6 383	2 410	529	183
8072	Dental laboratories	††	††	††	††	50	6 477	2 810	639	200
8049, 808, 9	Other health services, n.e.c.	††	††	††	††	125	25 349	10 859	2 545	1 106
81	Legal services	††	††	††	††	603	93 797	26 561	5 863	1 822
823, 4, 9	Selected educational services	††	††	††	††	49	10 849	4 227	820	307
823	Libraries and information centers	**	**	**	**	1	(D)	(D)	(D)	(D)
824	Correspondence schools and vocational schools	**	**	**	**	16	6 482	2 736	490	148
829	Schools and educational services, n.e.c.	**	**	**	**	32	(D)	(D)	(D)	(D)
891	Engineering, architectural, and surveying services	††	††	††	††	196	71 514	35 657	8 074	1 529
891 pt.	Architectural services	**	**	**	**	51	13 735	4 823	1 079	243
891 pt.	Engineering services	**	**	**	**	110	49 673	27 204	6 088	1 046
891 pt.	Surveying services	**	**	**	**	35	8 106	3 630	907	240
893	Accounting, auditing, and bookkeeping services	††	††	††	††	249	46 867	17 444	4 121	1 030
83, 892, 9	Social and other services	††	††	††	††	146	46 523	15 963	3 725	1 940
83	Social services	**	**	**	**	112	41 123	13 520	3 072	1 832
835	Child day care services	**	**	**	**	50	5 720	2 491	500	405
832, 3, 6, 9	Other social services	**	**	**	**	62	35 403	11 029	2 572	1 427
892, 9	Other services	**	**	**	**	34	5 400	2 443	653	108

Table 6. Summary Statistics for Firms Subject to Federal Income Tax for Counties With 300 Establishments or More: 1982—Con.

[For meaning of abbreviations and symbols, see introductory text. For explanation of terms and comparability of 1977 and 1982 censuses, see appendix A. For information on geographic areas followed by Δ, see appendix F]

SIC code	Geographic area and kind of business or operation	All establishments				Establishments with payroll				
		Number	Receipts (\$1,000)	Unincorporated businesses or operations		Number	Receipts (\$1,000)	Annual payroll (\$1,000)	First quarter payroll (\$1,000)	Paid employees for pay period including March 12 (number)
				Individual proprietorships (number)	Partnerships (number)					
SULLIVAN COUNTY										
	Total.....	††	††	††	††	467	194 449	60 322	11 748	6 588
70	Hotels, motels, and other lodging places.....	††	††	††	††	113	131 236	40 876	7 726	5 019
7011	Hotels, motor hotels, and motels.....	††	††	††	††	76	122 591	38 875	7 603	4 956
7011 pt.	Hotels.....	††	††	††	††	39	112 463	36 517	7 160	4 742
7011 pt.	Motels, motor hotels, and tourist courts.....	††	††	††	††	37	10 128	2 358	443	214
702, 3, 4	Other lodging places.....	††	††	††	††	37	8 645	2 001	123	63
72	Personal services.....	††	††	††	††	54	6 252	1 844	383	220
721	Laundry, cleaning, and garment services.....	††	††	††	††	13	3 391	1 100	221	119
7215	Coin-operated laundries and dry cleaning.....	††	††	††	††	4	180	24	4	5
721 ex.	Other laundry, cleaning, and garment services.....	††	††	††	††	9	3 211	1 076	217	114
7215	Power laundries, family and commercial*.....	**	**	**	**	2	(D)	(D)	(D)	(D)
7216	Dry-cleaning plants, except rug cleaning*.....	**	**	**	**	4	(D)	(D)	(D)	(D)
Other 721	Laundry and cleaning services, n.e.c.*.....	**	**	**	**	3	(D)	(D)	(D)	(D)
722	Photographic studios, portrait.....	††	††	††	††	2	(D)	(D)	(D)	(D)
723, 4	Beauty and barber shops.....	††	††	††	††	28	805	317	63	52
723	Beauty shops.....	††	††	††	††	27	(D)	(D)	(D)	(D)
724	Barber shops.....	††	††	††	††	1	(D)	(D)	(D)	(D)
725	Shoe repair, shoe shine, and hat-cleaning shops.....	††	††	††	††	-	-	-	-	-
726	Funeral service and crematories.....	††	††	††	††	9	1 260	265	64	17
729	Miscellaneous personal services.....	††	††	††	††	2	(D)	(D)	(D)	(D)
73	Business services.....	††	††	††	††	32	7 919	2 753	574	217
731	Advertising.....	††	††	††	††	4	1 055	436	99	26
734	Services to dwellings and other buildings.....	††	††	††	††	6	533	295	55	30
737	Computer and data processing services.....	††	††	††	††	3	760	284	56	13
7392	Management, consulting, and public relations services.....	††	††	††	††	4	411	116	26	12
7394	Equipment rental and leasing services.....	††	††	††	††	3	(D)	(D)	(D)	(D)
Other 73	Other business services.....	††	††	††	††	12	(D)	(D)	(D)	(D)
75	Automotive repair, services, and garages.....	††	††	††	††	31	5 150	932	212	105
751	Automotive rental and leasing, without drivers.....	††	††	††	††	2	(D)	(D)	(D)	(D)
752	Automobile parking.....	††	††	††	††	-	-	-	-	-
753	Automotive repair shops.....	††	††	††	††	26	4 403	835	194	89
7538	General automotive repair shops.....	††	††	††	††	13	2 132	412	95	45
7531	Top and body repair shops.....	††	††	††	††	9	958	205	49	24
7534, 5, 9	Other automotive repair shops.....	††	††	††	††	4	1 313	218	50	20
754	Automotive services, except repair.....	††	††	††	††	3	(D)	(D)	(D)	(D)
76	Miscellaneous repair services.....	††	††	††	††	12	1 132	342	72	29
762	Electrical and electronic repair shops.....	††	††	††	††	4	252	67	15	7
7622	Radio and TV repair shops.....	††	††	††	††	2	(D)	(D)	(D)	(D)
7623, 9	Other electrical and electronic repair shops.....	††	††	††	††	2	(D)	(D)	(D)	(D)
764	Reupholstery and furniture repair.....	††	††	††	††	1	(D)	(D)	(D)	(D)
763, 9	Other repair shops and related services.....	††	††	††	††	7	(D)	(D)	(D)	(D)
78, 79	Amusement and recreation services, including motion pictures.....	††	††	††	††	40	12 691	3 285	437	186
781, 2	Motion picture production, distribution, and services.....	††	††	††	††	2	(D)	(D)	(D)	(D)
783	Motion picture theaters.....	††	††	††	††	6	613	124	22	20
792	Producers, orchestras, and entertainers.....	††	††	††	††	2	(D)	(D)	(D)	(D)
793	Bowling alleys and billiards and pool establishments.....	††	††	††	††	4	402	101	30	17
79 ex. 792, 3	Commercial sports and other amusement and recreation services.....	††	††	††	††	26	11 358	2 969	371	143
80, ex. 806	Health services, except hospitals.....	††	††	††	††	77	13 881	5 491	1 310	387
801	Offices of physicians.....	††	††	††	††	44	7 324	2 999	749	130
802	Offices of dentists.....	††	††	††	††	19	2 042	580	147	50
803	Offices of osteopathic physicians.....	††	††	††	††	2	(D)	(D)	(D)	(D)
8041	Offices of chiropractors.....	††	††	††	††	2	(D)	(D)	(D)	(D)
8042	Offices of optometrists.....	††	††	††	††	2	(D)	(D)	(D)	(D)
805	Nursing and personal care facilities.....	††	††	††	††	2	(D)	(D)	(D)	(D)
8049, 807, 8, 9	Other health services.....	††	††	††	††	6	600	137	34	17
81	Legal services.....	††	††	††	††	56	8 381	2 176	429	155
823, 4, 9	Selected educational services.....	††	††	††	††	-	-	-	-	-
891	Engineering, architectural, and surveying services.....	††	††	††	††	12	903	349	68	30
893	Accounting, auditing, and bookkeeping services.....	††	††	††	††	21	2 586	772	182	70
83, 892, 9	Social and other services.....	††	††	††	††	19	4 318	1 502	355	170
83	Social services.....	**	**	**	**	15	4 204	1 486	349	167
892, 9	Other services.....	**	**	**	**	4	114	16	6	3

Table 6. Summary Statistics for Firms Subject to Federal Income Tax for Counties With 300 Establishments or More: 1982—Con.

[For meaning of abbreviations and symbols, see introductory text. For explanation of terms and comparability of 1977 and 1982 censuses, see appendix A. For information on geographic areas followed by Δ, see appendix F.]

SIC code	Geographic area and kind of business or operation	All establishments				Establishments with payroll				
		Number	Receipts (\$1,000)	Unincorporated businesses or operations		Number	Receipts (\$1,000)	Annual payroll (\$1,000)	First quarter payroll (\$1,000)	Paid employees for pay period including March 12 (number)
				Individual proprietorships (number)	Partnerships (number)					
TOMPKINS COUNTY										
	Total	††	††	††	††	394	78 489	26 570	6 330	2 383
70	Hotels, motels, and other lodging places	††	††	††	††	19	6 789	1 733	370	261
7011	Hotels, motor hotels, and motels.....	††	††	††	††	12	6 304	1 610	340	241
7011 pt.	Hotels.....	††	††	††	††	4	(D)	(D)	(D)	(D)
7011 pt.	Motels, motor hotels, and tourist courts.....	††	††	††	††	8	(D)	(D)	(D)	(D)
702, 3, 4	Other lodging places.....	††	††	††	††	7	485	123	30	20
72	Personal services	††	††	††	††	48	5 414	1 907	415	228
721	Laundry, cleaning, and garment services.....	††	††	††	††	12	2 078	776	179	96
7215	Coin-operated laundries and dry cleaning.....	††	††	††	††	2	(D)	(D)	(D)	(D)
721 ex.	Other laundry, cleaning, and garment services.....	††	††	††	††	10	(D)	(D)	(D)	(D)
7215	Power laundries, family and commercial*.....	††	††	††	††	1	(D)	(D)	(D)	(D)
7211	Dry-cleaning plants, except rug cleaning*.....	††	††	††	††	3	412	121	26	17
7216	Laundry and cleaning services, n.e.c.*.....	††	††	††	††	6	1 242	506	122	61
Other 721										
722	Photographic studios, portrait.....	††	††	††	††	1	(D)	(D)	(D)	(D)
723, 4	Beauty and barber shops.....	††	††	††	††	24	1 658	697	173	96
723	Beauty shops.....	††	††	††	††	22	(D)	(D)	(D)	(D)
724	Barber shops.....	††	††	††	††	2	(D)	(D)	(D)	(D)
725	Shoe repair, shoe shine, and hat-cleaning shops.....	††	††	††	††	2	(D)	(D)	(D)	(D)
726	Funeral service and crematories.....	††	††	††	††	4	789	208	44	21
729	Miscellaneous personal services.....	††	††	††	††	5	755	190	14	12
73	Business services	††	††	††	††	77	16 062	5 398	1 400	425
731	Advertising.....	††	††	††	††	9	1 779	640	141	45
734	Services to dwellings and other buildings.....	††	††	††	††	7	727	340	72	52
737	Computer and data processing services.....	††	††	††	††	9	7 414	2 008	657	86
7392	Management, consulting, and public relations services.....	††	††	††	††	27	2 817	1 126	205	90
7394	Equipment rental and leasing services.....	††	††	††	††	5	951	286	64	34
Other 73	Other business services.....	††	††	††	††	20	2 374	998	261	118
75	Automotive repair, services, and garages	††	††	††	††	26	6 303	1 368	304	109
751	Automotive rental and leasing, without drivers.....	††	††	††	††	3	(D)	(D)	(D)	(D)
752	Automobile parking.....	††	††	††	††	-	(D)	(D)	(D)	(D)
753	Automotive repair shops.....	††	††	††	††	19	5 393	1 181	267	83
7538	General automotive repair shops.....	††	††	††	††	10	3 392	666	165	46
7531	Top and body repair shops.....	††	††	††	††	7	(D)	(D)	(D)	(D)
7534, 5, 9	Other automotive repair shops.....	††	††	††	††	2	(D)	(D)	(D)	(D)
754	Automotive services, except repair.....	††	††	††	††	4	(D)	(D)	(D)	(D)
76	Miscellaneous repair services	††	††	††	††	15	1 648	515	120	46
762	Electrical and electronic repair shops.....	††	††	††	††	8	895	321	73	27
7622	Radio and TV repair shops.....	††	††	††	††	4	(D)	(D)	(D)	(D)
7623, 9	Other electrical and electronic repair shops.....	††	††	††	††	4	(D)	(D)	(D)	(D)
764	Reupholstery and furniture repair.....	††	††	††	††	2	(D)	(D)	(D)	(D)
763, 9	Other repair shops and related services.....	††	††	††	††	5	(D)	(D)	(D)	(D)
78, 79	Amusement and recreation services, including motion pictures	††	††	††	††	28	4 873	854	204	151
781, 2	Motion picture production, distribution, and services.....	††	††	††	††	1	(D)	(D)	(D)	(D)
783	Motion picture theaters.....	††	††	††	††	4	(D)	(D)	(D)	(D)
792	Producers, orchestras, and entertainers.....	††	††	††	††	1	(D)	(D)	(D)	(D)
793	Bowling alleys and billiards and pool establishments.....	††	††	††	††	5	1 208	280	77	66
79 ex. 792, 3	Commercial sports and other amusement and recreation services.....	††	††	††	††	17	2 057	380	81	44
80, ex. 806	Health services, except hospitals	††	††	††	††	100	25 167	10 487	2 500	868
801	Offices of physicians.....	††	††	††	††	54	(D)	(D)	(D)	(D)
802	Offices of dentists.....	††	††	††	††	29	5 345	1 902	490	176
803	Offices of osteopathic physicians.....	††	††	††	††	1	(D)	(D)	(D)	(D)
8041	Offices of chiropractors.....	††	††	††	††	4	365	76	15	8
8042	Offices of optometrists.....	††	††	††	††	4	(D)	(D)	(D)	(D)
805	Nursing and personal care facilities.....	††	††	††	††	2	(D)	(D)	(D)	(D)
8049, 807, 8, 9	Other health services.....	††	††	††	††	6	1 215	471	106	42
81	Legal services	††	††	††	††	42	4 736	1 203	267	118
823, 4, 9	Selected educational services	††	††	††	††	-	-	-	-	-
891	Engineering, architectural, and surveying services	††	††	††	††	13	5 277	2 326	579	106
893	Accounting, auditing, and bookkeeping services	††	††	††	††	11	1 594	537	128	44
83, 892, 9	Social and other services	††	††	††	††	15	626	242	43	27
83	Social services.....	††	††	††	††	10	299	97	22	19
892, 9	Other services.....	††	††	††	††	5	327	145	21	8

Table 6. Summary Statistics for Firms Subject to Federal Income Tax for Counties With 300 Establishments or More: 1982—Con.

[For meaning of abbreviations and symbols, see introductory text. For explanation of terms and comparability of 1977 and 1982 censuses, see appendix A. For information on geographic areas followed by Δ, see appendix F]

SIC code	Geographic area and kind of business or operation	All establishments				Establishments with payroll				
		Number	Receipts (\$1,000)	Unincorporated businesses or operations		Number	Receipts (\$1,000)	Annual payroll (\$1,000)	First quarter payroll (\$1,000)	Paid employees for pay period including March 12 (number)
				Individual proprietorships (number)	Partnerships (number)					
	ULSTER COUNTY									
	Total	††	††	††	††	794	239 558	77 549	18 395	5 502
70	Hotels, motels, and other lodging places	††	††	††	††	64	54 225	15 883	3 771	1 542
7011	Hotels, motor hotels, and motels.....	††	††	††	††	50	52 162	15 388	3 715	1 499
7011 pt.	Hotels.....	††	††	††	††	31	47 900	14 342	3 507	1 358
7011 pt.	Motels, motor hotels, and tourist courts.....	††	††	††	††	19	4 262	1 046	208	141
702, 3, 4	Other lodging places.....	††	††	††	††	14	2 063	495	56	43
72	Personal services	††	††	††	††	125	11 931	3 186	724	409
721	Laundry, cleaning, and garment services.....	††	††	††	††	28	4 277	1 036	230	129
7215	Coin-operated laundries and dry cleaning.....	††	††	††	††	8	344	37	7	9
721 ex. 7215	Other laundry, cleaning, and garment services.....	††	††	††	††	20	3 933	999	223	120
7211	Power laundries, family and commercial*.....	1	(D)	(D)	(D)	(D)
7216	Dry-cleaning plants, except rug cleaning*.....	13	1 189	362	87	54
Other 721	Laundry and cleaning services, n.e.c.*.....	6	(D)	(D)	(D)	(D)
722	Photographic studios, portrait.....	††	††	††	††	6	354	97	20	11
723, 4	Beauty and barber shops	††	††	††	††	60	2 940	1 129	267	172
723	Beauty shops.....	††	††	††	††	54	2 778	1 068	253	161
724	Barber shops.....	††	††	††	††	6	162	61	14	11
725	Shoe repair, shoe shine, and hat-cleaning shops.....	††	††	††	††	2	(D)	(D)	(D)	(D)
726	Funeral service and crematories.....	††	††	††	††	20	2 690	577	126	41
729	Miscellaneous personal services.....	††	††	††	††	9	(D)	(D)	(D)	(D)
73	Business services	††	††	††	††	88	89 886	30 139	7 399	1 289
731	Advertising.....	††	††	††	††	9	1 855	678	161	48
734	Services to dwellings and other buildings.....	††	††	††	††	19	1 437	590	136	92
737	Computer and data processing services.....	††	††	††	††	5	1 962	859	208	46
7392	Management, consulting, and public relations services.....	††	††	††	††	12	1 806	776	167	39
7394	Equipment rental and leasing services.....	††	††	††	††	5	1 054	205	24	10
Other 73	Other business services.....	††	††	††	††	38	81 772	27 031	6 703	1 054
75	Automotive repair, services, and garages	††	††	††	††	64	9 550	1 964	459	189
751	Automotive rental and leasing, without drivers.....	††	††	††	††	2	(D)	(D)	(D)	(D)
752	Automobile parking.....	††	††	††	††	-	-	-	-	-
753	Automotive repair shops.....	††	††	††	††	57	7 124	1 621	377	154
7538	General automotive repair shops.....	††	††	††	††	28	2 420	560	140	59
7531	Top and body repair shops.....	††	††	††	††	12	2 749	621	148	61
7534, 5, 9	Other automotive repair shops.....	††	††	††	††	17	1 955	440	89	34
754	Automotive services, except repair.....	††	††	††	††	5	(D)	(D)	(D)	(D)
76	Miscellaneous repair services	††	††	††	††	25	2 856	829	181	83
762	Electrical and electronic repair shops.....	††	††	††	††	8	631	227	53	26
7622	Radio and TV repair shops.....	††	††	††	††	6	(D)	(D)	(D)	(D)
7623, 9	Other electrical and electronic repair shops.....	††	††	††	††	2	(D)	(D)	(D)	(D)
764	Reupholstery and furniture repair.....	††	††	††	††	1	(D)	(D)	(D)	(D)
763, 9	Other repair shops and related services.....	††	††	††	††	16	(D)	(D)	(D)	(D)
78, 79	Amusement and recreation services, including motion pictures	††	††	††	††	57	7 759	1 810	464	258
781, 2	Motion picture production, distribution, and services.....	††	††	††	††	4	262	81	23	9
783	Motion picture theaters.....	††	††	††	††	8	1 787	251	42	36
792	Producers, orchestras, and entertainers.....	††	††	††	††	9	1 667	460	137	23
793	Bowling alleys and billiards and pool establishments.....	††	††	††	††	5	1 293	326	87	54
79 ex. 792, 3	Commercial sports and other amusement and recreation services.....	††	††	††	††	31	2 750	692	175	136
80, ex. 806	Health services, except hospitals	††	††	††	††	212	40 740	16 411	3 773	1 145
801	Offices of physicians.....	††	††	††	††	107	(D)	(D)	(D)	(D)
802	Offices of dentists.....	††	††	††	††	67	9 926	3 350	779	263
803	Offices of osteopathic physicians.....	††	††	††	††	1	(D)	(D)	(D)	(D)
8041	Offices of chiropractors.....	††	††	††	††	5	412	77	16	15
8042	Offices of optometrists.....	††	††	††	††	12	1 036	293	77	30
805	Nursing and personal care facilities.....	††	††	††	††	5	8 304	3 532	758	398
8049, 807, 8, 9	Other health services.....	††	††	††	††	15	1 852	831	201	84
81	Legal services	††	††	††	††	89	10 918	3 253	692	253
823, 4, 9	Selected educational services	††	††	††	††	4	193	54	4	5
891	Engineering, architectural, and surveying services	††	††	††	††	18	4 830	1 498	356	96
893	Accounting, auditing, and bookkeeping services	††	††	††	††	29	3 306	1 255	286	94
83, 892, 9	Social and other services	††	††	††	††	19	3 364	1 267	286	139
83	Social services.....	15	3 005	1 100	242	129
892, 9	Other services.....	4	359	167	44	10

Table 6. Summary Statistics for Firms Subject to Federal Income Tax for Counties With 300 Establishments or More: 1982—Con.

[For meaning of abbreviations and symbols, see introductory text. For explanation of terms and comparability of 1977 and 1982 censuses, see appendix A. For information on geographic areas followed by Δ, see appendix F]

SIC code	Geographic area and kind of business or operation	All establishments				Establishments with payroll				
		Number	Receipts (\$1,000)	Unincorporated businesses or operations		Number	Receipts (\$1,000)	Annual payroll (\$1,000)	First quarter payroll (\$1,000)	Paid employees for pay period including March 12 (number)
				Individual proprietorships (number)	Partnerships (number)					
	WARREN COUNTY									
	Total	††	††	††	††	510	106 464	35 903	8 142	3 024
70	Hotels, motels, and other lodging places	††	††	††	††	134	29 190	7 142	1 200	901
7011	Hotels, motor hotels, and motels	††	††	††	††	112	26 517	6 661	1 128	831
7011 pt.	Hotels	††	††	††	††	24	(D)	(D)	(D)	(D)
7011 pt.	Hotels, motor hotels, and tourist courts	††	††	††	††	88	(D)	(D)	(D)	(D)
702, 3, 4	Other lodging places	††	††	††	††	22	2 673	481	72	70
72	Personal services	††	††	††	††	46	4 467	1 475	324	165
721	Laundry, cleaning, and garment services	††	††	††	††	10	(D)	(D)	(D)	(D)
7215	Coin-operated laundries and dry cleaning	††	††	††	††	3	(D)	(D)	(D)	(D)
721 ex.	Other laundry, cleaning, and garment services	††	††	††	††	7	(D)	(D)	(D)	(D)
7215	Power laundries, family and commercial*	**	**	**	**	3	618	168	33	17
7211	Dry-cleaning plants, except rug cleaning*	**	**	**	**	2	(D)	(D)	(D)	(D)
7216	Laundry and cleaning services, n.e.c.*	**	**	**	**	2	(D)	(D)	(D)	(D)
Other 721										
722	Photographic studios, portrait	††	††	††	††	1	(D)	(D)	(D)	(D)
723, 4	Beauty and barber shops	††	††	††	††	23	(D)	(D)	(D)	(D)
723	Beauty shops	††	††	††	††	22	1 627	743	156	82
724	Barber shops	††	††	††	††	1	(D)	(D)	(D)	(D)
725	Shoe repair, shoe shine, and hat-cleaning shops	††	††	††	††	1	(D)	(D)	(D)	(D)
726	Funeral service and crematories	††	††	††	††	5	1 118	201	54	19
729	Miscellaneous personal services	††	††	††	††	6	(D)	(D)	(D)	(D)
73	Business services	††	††	††	††	41	8 247	3 223	712	281
731	Advertising	††	††	††	††	2	(D)	(D)	(D)	(D)
734	Services to dwellings and other buildings	††	††	††	††	7	(D)	(D)	(D)	(D)
737	Computer and data processing services	††	††	††	††	2	(D)	(D)	(D)	(D)
7392	Management, consulting, and public relations services	††	††	††	††	9	(D)	(D)	(D)	(D)
7394	Equipment rental and leasing services	††	††	††	††	4	744	115	22	11
Other 73	Other business services	††	††	††	††	17	1 543	716	166	65
75	Automotive repair, services, and garages	††	††	††	††	28	5 073	1 210	275	97
751	Automotive rental and leasing, without drivers	††	††	††	††	2	(D)	(D)	(D)	(D)
752	Automobile parking	††	††	††	††	1	(D)	(D)	(D)	(D)
753	Automotive repair shops	††	††	††	††	25	(D)	(D)	(D)	(D)
7538	General automotive repair shops	††	††	††	††	11	1 330	244	56	27
7531	Top and body repair shops	††	††	††	††	5	(D)	(D)	(D)	(D)
7534, 5, 9	Other automotive repair shops	††	††	††	††	9	1 808	542	133	33
754	Automotive services, except repair	††	††	††	††	-	-	-	-	-
76	Miscellaneous repair services	††	††	††	††	16	(D)	(D)	(D)	(D)
762	Electrical and electronic repair shops	††	††	††	††	9	(D)	(D)	(D)	(D)
7622	Radio and TV repair shops	††	††	††	††	6	(D)	(D)	(D)	(D)
7623, 9	Other electrical and electronic repair shops	††	††	††	††	3	389	85	18	9
764	Reupholstery and furniture repair	††	††	††	††	3	(D)	(D)	(D)	(D)
763, 9	Other repair shops and related services	††	††	††	††	4	(D)	(D)	(D)	(D)
78, 79	Amusement and recreation services, including motion pictures	††	††	††	††	45	12 181	3 066	944	386
781, 2	Motion picture production, distribution, and services	††	††	††	††	-	-	-	-	-
783	Motion picture theaters	††	††	††	††	4	(D)	(D)	(D)	(D)
792	Producers, orchestras, and entertainers	††	††	††	††	2	(D)	(D)	(D)	(D)
793	Bowling alleys and billiards and pool establishments	††	††	††	††	1	(D)	(D)	(D)	(D)
79 ex. 792, 3	Commercial sports and other amusement and recreation services	††	††	††	††	38	9 972	2 719	884	325
80, ex. 806	Health services, except hospitals	††	††	††	††	113	(D)	(D)	(D)	(D)
801	Offices of physicians	††	††	††	††	63	16 837	7 707	1 846	278
802	Offices of dentists	††	††	††	††	33	(D)	(D)	(D)	(D)
803	Offices of osteopathic physicians	††	††	††	††	-	-	-	-	-
8041	Offices of chiropractors	††	††	††	††	2	(D)	(D)	(D)	(D)
8042	Offices of optometrists	††	††	††	††	4	(D)	(D)	(D)	(D)
805	Nursing and personal care facilities	††	††	††	††	3	(D)	(D)	(D)	(D)
8049, 807, 8, 9	Other health services	††	††	††	††	8	(D)	(D)	(D)	(D)
81	Legal services	††	††	††	††	54	7 848	2 504	538	183
823, 4, 9	Selected educational services	††	††	††	††	1	(D)	(D)	(D)	(D)
891	Engineering, architectural, and surveying services	††	††	††	††	13	(D)	(D)	(D)	(D)
893	Accounting, auditing, and bookkeeping services	††	††	††	††	15	3 793	2 048	554	118
83, 892, 9	Social and other services	††	††	††	††	4	(D)	(D)	(D)	(D)
83	Social services	**	**	**	**	3	(D)	(D)	(D)	(D)
892, 9	Other services	**	**	**	**	1	(D)	(D)	(D)	(D)

Table 6. Summary Statistics for Firms Subject to Federal Income Tax for Counties With 300 Establishments or More: 1982—Con.

[For meaning of abbreviations and symbols, see introductory text. For explanation of terms and comparability of 1977 and 1982 censuses, see appendix A. For information on geographic areas followed by Δ, see appendix F]

SIC code	Geographic area and kind of business or operation	All establishments				Establishments with payroll				
		Number	Receipts (\$1,000)	Unincorporated businesses or operations		Number	Receipts (\$1,000)	Annual payroll (\$1,000)	First quarter payroll (\$1,000)	Paid employees for pay period including March 12 (number)
				Individual proprietorships (number)	Partnerships (number)					
WESTCHESTER COUNTY										
	Total	††	††	††	††	6 675	2 080 085	705 179	166 236	49 477
70	Hotels, motels, and other lodging places	††	††	††	††	69	79 768	21 385	4 633	2 072
7011	Hotels, motor hotels, and motels.....	††	††	††	††	45	74 715	20 177	4 461	2 003
7011 pt.	Hotels.....	††	††	††	††	15	55 156	15 240	3 324	1 473
7011 pt.	Hotels, 25 guestrooms or more.....	††	††	††	††	11	54 869	15 209	3 317	1 466
7011 pt.	Hotels, less than 25 guestrooms.....	††	††	††	††	4	287	31	7	7
7011 pt.	Motels, motor hotels, and tourist courts.....	††	††	††	††	30	19 559	4 937	1 137	530
7011 pt.	Motels, tourist courts.....	††	††	††	††	28	(D)	(D)	(D)	(D)
7011 pt.	Motor hotels.....	††	††	††	††	2	(D)	(D)	(D)	(D)
702, 3, 4	Other lodging places.....	††	††	††	††	24	5 053	1 208	172	69
703	Trailer parks and camps.....	††	††	††	††	14	3 823	966	115	30
702, 4	Rooming, boarding, and membership lodging.....	††	††	††	††	10	1 230	242	57	39
72	Personal services	††	††	††	††	879	118 331	38 953	9 477	4 261
721	Laundry, cleaning, and garment services.....	††	††	††	††	260	46 299	15 253	3 739	1 576
7215	Coin-operated laundries and dry cleaning.....	††	††	††	††	35	5 867	1 219	297	107
721 ex.	Other laundry, cleaning, and garment services.....	††	††	††	††	225	40 432	14 034	3 442	1 469
7215	Power laundries, family and commercial*.....	††	††	††	††	6	1 940	707	144	92
7216	Dry-cleaning plants, except rug cleaning*.....	††	††	††	††	145	17 136	6 402	1 562	706
Other 721	Laundry and cleaning services, n.e.c.*.....	††	††	††	††	74	21 356	6 925	1 736	671
7212	Garment pressing and agents for laundries and dry cleaners.....	††	††	††	††	30	5 155	1 722	383	177
7213	Linen supply*.....	††	††	††	††	13	9 679	2 972	881	292
7217	Carpet and upholstery cleaning.....	††	††	††	††	15	3 653	1 359	271	122
7218	Industrial launderers*.....	††	††	††	††	4	(D)	(D)	(D)	(D)
7214, 9	Other laundry, garment services, including diaper*.....	††	††	††	††	12	(D)	(D)	(D)	(D)
722	Photographic studios, portrait.....	††	††	††	††	20	9 631	2 693	625	189
723, 4	Beauty and barber shops.....	††	††	††	††	455	29 138	12 508	2 920	1 590
723	Beauty shops.....	††	††	††	††	395	26 217	11 314	2 631	1 444
724	Barber shops.....	††	††	††	††	60	2 921	1 194	289	146
725	Shoe repair, shoe shine, and hat-cleaning shops.....	††	††	††	††	8	708	301	67	29
726	Funeral service and crematories.....	††	††	††	††	57	16 241	3 628	957	218
729	Miscellaneous personal services.....	††	††	††	††	79	16 314	4 570	1 169	659
73	Business services	††	††	††	††	1 423	773 700	259 159	61 943	19 445
731	Advertising.....	††	††	††	††	85	29 910	12 817	3 365	485
7311	Advertising agencies.....	††	††	††	††	72	23 150	10 087	2 763	362
7312	Outdoor advertising services.....	††	††	††	††	3	1 561	443	79	16
7313	Radio, TV, publishers' advertising representatives.....	††	††	††	††	4	3 988	1 936	447	66
7319	Advertising, n.e.c.....	††	††	††	††	6	1 211	351	76	41
734	Services to dwellings and other buildings.....	††	††	††	††	122	44 156	25 517	5 814	3 544
7341	Window cleaning.....	††	††	††	††	9	639	304	76	29
7342	Disinfecting and exterminating services.....	††	††	††	††	25	3 942	1 492	275	103
7349	Cleaning and maintenance services, n.e.c.....	††	††	††	††	88	39 575	23 721	5 463	3 412
737	Computer and data processing services.....	††	††	††	††	140	76 800	28 305	6 223	1 406
7372	Computer programming and other software services.....	††	††	††	††	63	25 454	6 936	1 520	254
7374	Data processing services.....	††	††	††	††	35	35 269	14 553	3 324	861
7379	Computer related services, n.e.c.....	††	††	††	††	42	16 077	6 816	1 379	291
7392	Management, consulting, and public relations services.....	††	††	††	††	378	127 293	52 353	13 368	2 743
7394	Equipment rental and leasing services.....	††	††	††	††	77	234 272	22 910	5 241	1 173
Other 73	Other business services.....	††	††	††	††	621	261 269	117 257	27 932	10 094
732	Credit reporting, collection agencies.....	††	††	††	††	27	13 437	5 183	1 015	263
7331	Direct mail advertising services.....	††	††	††	††	39	35 958	12 920	3 082	749
7332	Blueprinting and photocopying services.....	††	††	††	††	10	1 462	477	91	29
7333	Commercial photography, art, and graphics.....	††	††	††	††	123	48 027	15 387	3 780	587
7339	Stenographic services; and reproduction services, n.e.c.....	††	††	††	††	22	7 726	2 840	680	223
736	Personnel supply services.....	††	††	††	††	99	45 884	30 654	7 344	3 690
7361	Employment agencies.....	††	††	††	††	71	12 497	6 550	1 607	607
7362	Help supply services.....	††	††	††	††	28	33 387	24 104	5 737	3 083
7369	Facilities management services.....	††	††	††	††	-	-	-	-	-
7391	Research and development laboratories.....	††	††	††	††	8	2 844	1 214	254	48
7397	Testing laboratories and facilities.....	††	††	††	††	3	(D)	(D)	(D)	(D)
7393	Detective agencies and protective services.....	††	††	††	††	72	41 822	25 496	6 066	2 907
7395	Photofinishing laboratories.....	††	††	††	††	21	13 350	3 535	844	274
7399 pt.	Sign painting shops.....	††	††	††	††	3	375	171	45	11
7399 pt.	Interior designing.....	††	††	††	††	22	3 222	1 075	267	63
7399 pt.	Telephone answering services.....	††	††	††	††	20	4 495	2 218	517	257
735, 7396, 7399 pt.	Other business services, n.e.c.....	††	††	††	††	152	(D)	(D)	(D)	(D)

Table 6. Summary Statistics for Firms Subject to Federal Income Tax for Counties With 300 Establishments or More: 1982—Con.

[For meaning of abbreviations and symbols, see introductory text. For explanation of terms and comparability of 1977 and 1982 censuses, see appendix A. For information on geographic areas followed by Δ, see appendix F]

SIC code	Geographic area and kind of business or operation	All establishments				Establishments with payroll				Paid employees for pay period including March 12 (number)
		Number	Receipts (\$1,000)	Unincorporated businesses or operations		Number	Receipts (\$1,000)	Annual payroll (\$1,000)	First quarter payroll (\$1,000)	
				Individual proprietorships (number)	Partnerships (number)					
WESTCHESTER COUNTY—Con.										
75	Automotive repair, services, and garages.....	††	††	††	††	512	136 719	29 985	6 846	2 275
751	Automotive rental and leasing, without drivers	††	††	††	††	52	51 107	7 323	1 641	448
752	Automobile parking	††	††	††	††	13	8 345	1 640	427	168
7523	Parking lots	**	**	**	**	8	7 079	1 221	291	139
7525	Parking structures	**	**	**	**	5	1 266	419	136	29
753	Automotive repair shops.....	††	††	††	††	399	73 227	19 909	4 525	1 527
7538	General automotive repair shops	††	††	††	††	174	30 529	8 157	1 852	626
7538 pt.	General automotive repair shops, except diesel	**	**	**	**	171	29 983	8 016	1 817	616
7538 pt.	Diesel repair shops	**	**	**	**	3	546	141	35	10
7531	Top and body repair shops	††	††	††	††	132	25 625	7 144	1 637	555
7534, 5, 9	Other automotive repair shops	††	††	††	††	93	17 073	4 608	1 036	346
7534	Tire retreading and repair shops	(D)	(D)	(D)	(D)	1	(D)	(D)	(D)	(D)
7535	Paint shops	**	**	**	**	9	1 498	497	113	37
7539 pt.	Auto electrical and fuel system services	**	**	**	**	4	457	140	34	13
7539 pt.	Radiator repair	**	**	**	**	14	2 047	424	96	33
7539 pt.	Glass replacement and repair	**	**	**	**	11	2 991	698	160	55
7539 pt.	Brake, front end, and wheel alignment	**	**	**	**	13	1 462	413	97	37
7539 pt.	Exhaust system services (muffler shops)	**	**	**	**	12	3 194	808	150	43
7539 pt.	Transmission repair shops	**	**	**	**	27	5 014	1 498	359	117
7539 pt.	Other automotive repair shops, n.e.c.	**	**	**	**	2	(D)	(D)	(D)	(D)
754	Automotive services, except repair	††	††	††	††	48	4 040	1 113	253	132
7542	Car washes	**	**	**	**	29	2 347	685	160	90
7549	Other automotive services	**	**	**	**	19	1 693	428	93	42
76	Miscellaneous repair services	††	††	††	††	231	50 547	16 236	3 797	1 098
762	Electrical and electronic repair shops	††	††	††	††	71	18 856	6 358	1 490	405
7622	Radio and TV repair shops	††	††	††	††	31	7 390	1 978	460	150
7623, 9	Other electrical and electronic repair shops	††	††	††	††	40	11 466	4 380	1 030	255
7623	Refrigeration and air-conditioning repair shops	††	††	††	††	14	3 764	1 371	338	97
7629	Electrical and electronic repair shops, n.e.c.	**	**	**	**	26	7 702	3 009	692	158
764	Reupholstery and furniture repair	††	††	††	††	31	3 766	1 328	283	124
763, 9	Other repair shops and related services	††	††	††	††	129	27 925	8 550	2 024	569
763	Watch, clock, and jewelry repair	**	**	**	**	7	1 040	254	58	24
769	Miscellaneous repair and related services	**	**	**	**	122	26 885	8 296	1 966	545
7692	Welding repair	**	**	**	**	11	1 211	312	61	25
7694	Armature rewinding shops	**	**	**	**	6	1 519	423	100	28
7699	Repair shops and related services, n.e.c.	**	**	**	**	105	24 155	7 561	1 805	492
78, 79	Amusement and recreation services, including motion pictures..	††	††	††	††	339	166 204	41 783	8 701	3 473
781, 2	Motion picture production, distribution, and services	††	††	††	††	64	39 133	10 058	2 270	476
783	Motion picture theaters	††	††	††	††	27	13 971	2 322	554	434
7832	Motion picture theaters, except drive-in	**	**	**	**	26	(D)	(D)	(D)	(D)
7833	Drive-in motion picture theaters	**	**	**	**	1	(D)	(D)	(D)	(D)
792	Producers, orchestras, and entertainers	††	††	††	††	51	8 917	3 266	639	162
7922	Theatrical producers (except motion picture) and miscellaneous theatrical services	**	**	**	**	21	3 826	1 275	288	68
7929	Bands, orchestras, actors, and other entertainers and entertainment groups	**	**	**	**	30	5 091	1 991	351	94
793	Bowling alleys and billiards and pool establishments	††	††	††	††	22	7 275	1 919	463	300
7932	Billiard and pool establishments	††	††	††	††	1	(D)	(D)	(D)	(D)
7933	Bowling alleys	††	††	††	††	21	(D)	(D)	(D)	(D)
79 ex. 792, 3	Commercial sports and other amusement and recreation services ..	††	††	††	††	175	96 908	24 218	4 775	2 101
794	Commercial sports	††	††	††	††	14	(D)	(D)	(D)	(D)
7941	Professional sports clubs, managers, promoters	††	††	††	††	3	(D)	(D)	(D)	(D)
7948	Racing, including track operation	††	††	††	††	11	(D)	(D)	(D)	(D)
79 ex. 792, 3, 4	Other amusement and recreation services	††	††	††	††	161	(D)	(D)	(D)	(D)
791	Dance halls, studios, and schools	**	**	**	**	15	(D)	(D)	(D)	(D)
7992	Public golf courses	**	**	**	**	4	351	170	11	10
7993	Coin-operated amusement device operators	**	**	**	**	18	2 811	563	122	56
7996	Amusement parks	**	**	**	**	2	(D)	(D)	(D)	(D)
7997	Membership sports and recreation clubs	**	**	**	**	53	31 189	9 895	1 537	721
7999	Amusement and recreation services, n.e.c.	**	**	**	**	69	14 144	3 231	667	506
7999 pt.	Concession operators of amusement devices, rides	**	**	**	**	7	(D)	(D)	(D)	(D)
7999 pt.	Carnivals, circuses, and fairs	**	**	**	**	1	(D)	(D)	(D)	(D)
7999 pt.	Other commercial recreation and amusements	**	**	**	**	61	12 995	2 978	645	503

Table 6. Summary Statistics for Firms Subject to Federal Income Tax for Counties With 300 Establishments or More: 1982—Con.

[For meaning of abbreviations and symbols, see introductory text. For explanation of terms and comparability of 1977 and 1982 censuses, see appendix A. For information on geographic areas followed by Δ, see appendix F]

SIC code	Geographic area and kind of business or operation	All establishments				Establishments with payroll				
		Number	Receipts (\$1,000)	Unincorporated businesses or operations		Number	Receipts (\$1,000)	Annual payroll (\$1,000)	First quarter payroll (\$1,000)	Paid employees for pay period including March 12 (number)
				Individual proprietorships (number)	Partnerships (number)					
WESTCHESTER COUNTY—Con.										
80, ex. 806	Health services, except hospitals -----	††	††	††	††	1 990	467 272	191 961	46 488	11 246
801	Offices of physicians -----	††	††	††	††	1 143	246 961	101 718	25 470	3 644
802	Offices of dentists -----	††	††	††	††	569	87 757	28 525	6 827	2 019
803	Offices of osteopathic physicians -----	††	††	††	††	5	977	493	99	15
8041	Offices of chiropractors -----	††	††	††	††	36	3 695	791	150	71
8042	Offices of optometrists -----	††	††	††	††	44	5 799	1 585	356	112
805	Nursing and personal care facilities -----	††	††	††	††	22	74 350	37 297	8 515	3 101
8049, 807, 8, 9	Other health services -----	††	††	††	††	171	47 733	21 552	5 071	2 284
807	Medical and dental laboratories -----	††	††	††	††	60	13 138	6 117	1 403	403
8071	Medical laboratories -----	††	††	††	††	24	2 900	1 088	242	84
8072	Dental laboratories -----	††	††	††	††	36	10 238	5 029	1 161	319
8049, 808, 9	Other health services, n.e.c. -----	††	††	††	††	111	34 595	15 435	3 668	1 881
81	Legal services -----	††	††	††	††	611	119 099	37 812	8 434	1 825
823, 4, 9	Selected educational services -----	††	††	††	††	53	14 839	5 084	1 217	462
823	Libraries and information centers -----	**	**	**	**	1	(D)	(D)	(D)	(D)
824	Correspondence schools and vocational schools -----	**	**	**	**	13	7 849	2 362	540	142
829	Schools and educational services, n.e.c. -----	**	**	**	**	39	(D)	(D)	(D)	(D)
891	Engineering, architectural, and surveying services -----	††	††	††	††	177	83 128	36 759	8 791	1 474
891 pt.	Architectural services -----	**	**	**	**	58	19 270	6 607	1 518	307
891 pt.	Engineering services -----	**	**	**	**	95	56 481	27 029	6 616	959
891 pt.	Surveying services -----	**	**	**	**	24	7 377	3 123	657	208
893	Accounting, auditing, and bookkeeping services -----	††	††	††	††	256	46 244	17 222	3 959	975
83, 892, 9	Social and other services -----	††	††	††	††	135	24 234	8 840	1 950	871
83	Social services -----	**	**	**	**	74	16 712	6 694	1 466	745
835	Child day care services -----	**	**	**	**	50	6 458	2 909	552	336
832, 3, 6, 9	Other social services -----	**	**	**	**	24	10 254	3 785	914	409
892, 9	Other services -----	**	**	**	**	61	7 522	2 146	484	126

Table 7. Summary Statistics for Firms Subject to Federal Income Tax for Places With 300 Establishments or More: 1982

[For meaning of abbreviations and symbols, see introductory text. For explanation of terms and comparability of 1977 and 1982 censuses, see appendix A. For information on geographic areas followed by Δ, see appendix F]

SIC code	Geographic area and kind of business or operation	All establishments				Establishments with payroll				
		Number	Receipts (\$1,000)	Unincorporated businesses or operations		Number	Receipts (\$1,000)	Annual payroll (\$1,000)	First quarter payroll (\$1,000)	Paid employees for pay period including March 12 (number)
				Individual proprietorships (number)	Partnerships (number)					
ALBANY										
	Total -----	††	††	††	††	888	319 323	127 926	29 626	8 783
70	Hotels, motels, and other lodging places -----	††	††	††	††	8	15 788	4 243	840	502
7011	Hotels, motor hotels, and motels -----	††	††	††	††	8	15 788	4 243	840	502
7011 pt.	Hotels -----	††	††	††	††	4	10 975	3 558	730	430
7011 pt.	Motels, motor hotels, and tourist courts -----	††	††	††	††	4	4 813	685	110	72
702, 3, 4	Other lodging places -----	††	††	††	††	-	-	-	-	-

Table 7. Summary Statistics for Firms Subject to Federal Income Tax for Places With 300 Establishments or More: 1982—Con.

[For meaning of abbreviations and symbols, see introductory text. For explanation of terms and comparability of 1977 and 1982 censuses, see appendix A. For information on geographic areas followed by Δ, see appendix F]

SIC code	Geographic area and kind of business or operation	All establishments				Establishments with payroll				
		Number	Receipts (\$1,000)	Unincorporated businesses or operations		Number	Receipts (\$1,000)	Annual payroll (\$1,000)	First quarter payroll (\$1,000)	Paid employees for pay period including March 12 (number)
				Individual proprietorships (number)	Partnerships (number)					
	ALBANY—Con.									
72	Personal services -----	††	††	††	††	102	15 795	5 519	1 228	609
721	Laundry, cleaning, and garment services -----	††	††	††	††	34	6 672	2 325	516	264
7215	Coin-operated laundries and dry cleaning -----	††	††	††	††	10	1 027	222	46	31
721 ex. 7215	Other laundry, cleaning, and garment services -----	††	††	††	††	24	5 645	2 103	470	233
7211	Power laundries, family and commercial* -----	2	(D)	(D)	(D)	(D)
7216	Dry-cleaning plants, except rug cleaning* -----	13	1 110	357	87	60
Other 721	Laundry and cleaning services, n.e.c.* -----	9	(D)	(D)	(D)	(D)
722	Photographic studios, portrait -----	††	††	††	††	2	(D)	(D)	(D)	(D)
723, 4	Beauty and barber shops -----	††	††	††	††	43	3 132	1 462	322	180
723	Beauty shops -----	††	††	††	††	31	2 709	1 249	273	154
724	Barber shops -----	††	††	††	††	12	423	213	49	26
725	Shoe repair, shoe shine, and hat-cleaning shops -----	††	††	††	††	1	(D)	(D)	(D)	(D)
726	Funeral service and crematories -----	††	††	††	††	12	3 823	1 017	203	58
729	Miscellaneous personal services -----	††	††	††	††	10	(D)	(D)	(D)	(D)
73	Business services -----	††	††	††	††	133	59 874	29 671	6 781	2 529
731	Advertising -----	††	††	††	††	9	(D)	(D)	(D)	(D)
734	Services to dwellings and other buildings -----	††	††	††	††	17	5 610	3 092	777	440
737	Computer and data processing services -----	††	††	††	††	16	13 739	4 961	1 259	227
7392	Management, consulting, and public relations services -----	††	††	††	††	30	8 067	3 520	746	250
7394	Equipment rental and leasing services -----	††	††	††	††	2	(D)	(D)	(D)	(D)
Other 73	Other business services -----	††	††	††	††	59	(D)	(D)	(D)	(D)
75	Automotive repair, services, and garages -----	††	††	††	††	69	26 873	5 480	1 263	458
751	Automotive rental and leasing, without drivers -----	††	††	††	††	7	13 990	2 166	507	142
752	Automobile parking -----	††	††	††	††	16	(D)	(D)	(D)	(D)
753	Automotive repair shops -----	††	††	††	††	43	10 386	2 779	630	226
7538	General automotive repair shops -----	††	††	††	††	19	(D)	(D)	(D)	(D)
7531	Top and body repair shops -----	††	††	††	††	8	(D)	(D)	(D)	(D)
7534, 5, 9	Other automotive repair shops -----	††	††	††	††	16	5 732	1 374	306	105
754	Automotive services, except repair -----	††	††	††	††	3	(D)	(D)	(D)	(D)
76	Miscellaneous repair services -----	††	††	††	††	22	10 829	3 417	791	187
762	Electrical and electronic repair shops -----	††	††	††	††	6	4 226	1 114	236	51
7622	Radio and TV repair shops -----	††	††	††	††	3	(D)	(D)	(D)	(D)
7623, 9	Other electrical and electronic repair shops -----	††	††	††	††	3	(D)	(D)	(D)	(D)
764	Reupholstery and furniture repair -----	††	††	††	††	4	(D)	(D)	(D)	(D)
763, 9	Other repair shops and related services -----	††	††	††	††	12	(D)	(D)	(D)	(D)
78, 79	Amusement and recreation services, including motion pictures ..	††	††	††	††	21	4 107	940	221	159
781, 2	Motion picture production, distribution, and services -----	††	††	††	††	2	(D)	(D)	(D)	(D)
783	Motion picture theaters -----	††	††	††	††	4	(D)	(D)	(D)	(D)
792	Producers, orchestras, and entertainers -----	††	††	††	††	1	(D)	(D)	(D)	(D)
793	Bowling alleys and billiards and pool establishments -----	††	††	††	††	3	1 032	352	103	68
79 ex. 792, 3	Commercial sports and other amusement and recreation services ..	††	††	††	††	11	1 108	299	63	45
80, ex. 806	Health services, except hospitals -----	††	††	††	††	276	86 011	40 627	9 577	2 329
801	Offices of physicians -----	††	††	††	††	172	50 777	25 556	6 139	748
802	Offices of dentists -----	††	††	††	††	66	11 998	3 397	760	257
803	Offices of osteopathic physicians -----	††	††	††	††	1	(D)	(D)	(D)	(D)
8041	Offices of chiropractors -----	††	††	††	††	2	(D)	(D)	(D)	(D)
8042	Offices of optometrists -----	††	††	††	††	6	(D)	(D)	(D)	(D)
805	Nursing and personal care facilities -----	††	††	††	††	3	(D)	(D)	(D)	(D)
8049, 807, 8, 9	Other health services -----	††	††	††	††	26	10 966	5 504	1 294	702
81	Legal services -----	††	††	††	††	181	64 566	21 486	4 765	1 149
823, 4, 9	Selected educational services -----	††	††	††	††	10	3 047	667	165	67
891	Engineering, architectural, and surveying services -----	††	††	††	††	24	11 627	5 255	1 176	236
893	Accounting, auditing, and bookkeeping services -----	††	††	††	††	33	19 135	9 702	2 653	432
83, 892, 9	Social and other services -----	††	††	††	††	9	1 671	919	166	126
83	Social services -----	6	1 355	795	145	117
892, 9	Other services -----	3	316	124	21	9

Table 7. Summary Statistics for Firms Subject to Federal Income Tax for Places With 300 Establishments or More: 1982—Con.

[For meaning of abbreviations and symbols, see introductory text. For explanation of terms and comparability of 1977 and 1982 censuses, see appendix A. For information on geographic areas followed by Δ, see appendix F]

SIC code	Geographic area and kind of business or operation	All establishments				Establishments with payroll				
		Number	Receipts (\$1,000)	Unincorporated businesses or operations		Number	Receipts (\$1,000)	Annual payroll (\$1,000)	First quarter payroll (\$1,000)	Paid employees for pay period including March 12 (number)
				Individual proprietorships (number)	Partnerships (number)					
	BINGHAMTON									
	Total -----	††	††	††	††	487	133 701	50 850	12 182	4 323
70	Hotels, motels, and other lodging places -----	††	††	††	††	9	11 589	2 918	675	425
7011	Hotels, motor hotels, and motels-----	††	††	††	††	7	(D)	(D)	(D)	(D)
7011 pt.	Hotels-----	††	††	††	††	4	11 277	2 859	659	410
7011 pt.	Hotels, motor hotels, and tourist courts-----	††	††	††	††	3	(D)	(D)	(D)	(D)
702, 3, 4	Other lodging places-----	††	††	††	††	2	(D)	(D)	(D)	(D)
72	Personal services -----	††	††	††	††	59	8 720	2 891	784	349
721	Laundry, cleaning, and garment services-----	††	††	††	††	17	4 448	1 565	459	146
7215	Coin-operated laundries and dry cleaning-----	††	††	††	††	4	347	86	10	8
721 ex.	Other laundry, cleaning, and garment services-----	††	††	††	††	13	4 101	1 479	449	138
7215	Power laundries, family and commercial*-----	††	††	††	††	-	-	-	-	-
7211	Dry-cleaning plants, except rug cleaning*-----	††	††	††	††	6	(D)	(D)	(D)	(D)
7216	Laundry and cleaning services, n.e.c.*-----	††	††	††	††	7	(D)	(D)	(D)	(D)
Other 721										
722	Photographic studios, portrait-----	††	††	††	††	6	(D)	(D)	(D)	(D)
723, 4	Beauty and barber shops-----	††	††	††	††	21	1 644	736	188	104
723	Beauty shops-----	††	††	††	††	19	(D)	(D)	(D)	(D)
724	Barber shops-----	††	††	††	††	2	(D)	(D)	(D)	(D)
725	Shoe repair, shoe shine, and hat-cleaning shops-----	††	††	††	††	1	(D)	(D)	(D)	(D)
726	Funeral service and crematories-----	††	††	††	††	12	1 683	300	65	31
729	Miscellaneous personal services-----	††	††	††	††	2	(D)	(D)	(D)	(D)
73	Business services -----	††	††	††	††	60	21 796	9 256	2 192	1 122
731	Advertising-----	††	††	††	††	8	3 793	1 006	232	59
734	Services to dwellings and other buildings-----	††	††	††	††	7	(D)	(D)	(D)	(D)
737	Computer and data processing services-----	††	††	††	††	5	3 772	1 003	243	51
7392	Management, consulting, and public relations services-----	††	††	††	††	6	1 202	301	76	34
7394	Equipment rental and leasing services-----	††	††	††	††	3	(D)	(D)	(D)	(D)
Other 73	Other business services-----	††	††	††	††	31	10 077	5 236	1 260	776
75	Automotive repair, services, and garages -----	††	††	††	††	33	10 071	1 924	430	173
751	Automotive rental and leasing, without drivers-----	††	††	††	††	7	4 262	582	131	54
752	Automobile parking-----	††	††	††	††	3	(D)	(D)	(D)	(D)
753	Automotive repair shops-----	††	††	††	††	21	5 551	1 270	284	108
7538	General automotive repair shops-----	††	††	††	††	10	1 435	283	68	24
7531	Top and body repair shops-----	††	††	††	††	4	866	203	42	19
7534, 5, 9	Other automotive repair shops-----	††	††	††	††	7	3 250	784	174	65
754	Automotive services, except repair-----	††	††	††	††	2	(D)	(D)	(D)	(D)
76	Miscellaneous repair services -----	††	††	††	††	8	(D)	(D)	(D)	(D)
762	Electrical and electronic repair shops-----	††	††	††	††	2	(D)	(D)	(D)	(D)
7622	Radio and TV repair shops-----	††	††	††	††	1	(D)	(D)	(D)	(D)
7623, 9	Other electrical and electronic repair shops-----	††	††	††	††	1	(D)	(D)	(D)	(D)
764	Reupholstery and furniture repair-----	††	††	††	††	1	(D)	(D)	(D)	(D)
763, 9	Other repair shops and related services-----	††	††	††	††	5	600	253	59	19
78, 79	Amusement and recreation services, including motion pictures -----	††	††	††	††	23	(D)	(D)	(D)	(D)
781, 2	Motion picture production, distribution, and services-----	††	††	††	††	-	-	-	-	-
783	Motion picture theaters-----	††	††	††	††	3	(D)	(D)	(D)	(D)
792	Producers, orchestras, and entertainers-----	††	††	††	††	1	(D)	(D)	(D)	(D)
793	Bowling alleys and billiards and pool establishments-----	††	††	††	††	3	(D)	(D)	(D)	(D)
79 ex. 792, 3	Commercial sports and other amusement and recreation services-----	††	††	††	††	16	2 977	693	173	95
80, ex. 806	Health services, except hospitals -----	††	††	††	††	186	50 257	23 218	5 433	1 304
801	Offices of physicians-----	††	††	††	††	112	31 846	15 398	3 592	459
802	Offices of dentists-----	††	††	††	††	43	8 194	3 089	698	224
803	Offices of osteopathic physicians-----	††	††	††	††	-	-	-	-	-
8041	Offices of chiropractors-----	††	††	††	††	4	240	39	10	10
8042	Offices of optometrists-----	††	††	††	††	8	(D)	(D)	(D)	(D)
805	Nursing and personal care facilities-----	††	††	††	††	1	(D)	(D)	(D)	(D)
8049, 807, 8, 9	Other health services-----	††	††	††	††	18	2 821	1 153	257	205
81	Legal services -----	††	††	††	††	66	10 506	2 761	609	258
823, 4, 9	Selected educational services -----	††	††	††	††	2	(D)	(D)	(D)	(D)
891	Engineering, architectural, and surveying services -----	††	††	††	††	16	8 168	3 965	895	192
893	Accounting, auditing, and bookkeeping services -----	††	††	††	††	17	4 061	1 302	486	120
83, 892, 9	Social and other services -----	††	††	††	††	8	2 656	1 061	276	172
83	Social services-----	††	††	††	††	7	(D)	(D)	(D)	(D)
892, 9	Other services-----	††	††	††	††	1	(D)	(D)	(D)	(D)

Table 7. Summary Statistics for Firms Subject to Federal Income Tax for Places With 300 Establishments or More: 1982—Con.

[For meaning of abbreviations and symbols, see introductory text. For explanation of terms and comparability of 1977 and 1982 censuses, see appendix A. For information on geographic areas followed by Δ, see appendix F]

SIC code	Geographic area and kind of business or operation	All establishments				Establishments with payroll				
		Number	Receipts (\$1,000)	Unincorporated businesses or operations		Number	Receipts (\$1,000)	Annual payroll (\$1,000)	First quarter payroll (\$1,000)	Paid employees for pay period including March 12 (number)
				Individual proprietorships (number)	Partnerships (number)					
	BUFFALO									
	Total.....	††	††	††	††	1 935	725 703	281 622	66 587	20 795
70	Hotels, motels, and other lodging places.....	††	††	††	††	21	6 149	1 687	391	311
7011	Hotels, motor hotels, and motels.....	††	††	††	††	11	(D)	(D)	(D)	(D)
7011 pt.	Hotels.....	††	††	††	††	6	4 477	1 303	307	238
7011 pt.	Motels, motor hotels, and tourist courts.....	††	††	††	††	5	(D)	(D)	(D)	(D)
702, 3, 4	Other lodging places.....	††	††	††	††	10	(D)	(D)	(D)	(D)
72	Personal services.....	††	††	††	††	255	43 528	14 967	3 585	1 749
721	Laundry, cleaning, and garment services.....	††	††	††	††	79	23 341	8 713	2 021	842
7215	Coin-operated laundries and dry cleaning.....	††	††	††	††	12	482	132	33	31
721 ex.	Other laundry, cleaning, and garment services.....	††	††	††	††	67	22 859	8 581	1 988	811
7215	Power laundries, family and commercial*.....	**	**	**	**	5	2 006	821	172	100
7216	Dry-cleaning plants, except rug cleaning*.....	**	**	**	**	43	4 456	1 568	368	201
Other 721	Laundry and cleaning services, n.e.c.*.....	**	**	**	**	19	16 397	6 192	1 448	510
722	Photographic studios, portrait.....	††	††	††	††	8	1 084	313	75	32
723, 4	Beauty and barber shops.....	††	††	††	††	97	5 351	2 416	583	336
723	Beauty shops.....	††	††	††	††	90	(D)	(D)	(D)	(D)
724	Barber shops.....	††	††	††	††	7	(D)	(D)	(D)	(D)
725	Shoe repair, shoe shine, and hat-cleaning shops.....	††	††	††	††	2	(D)	(D)	(D)	(D)
726	Funeral service and crematories.....	††	††	††	††	46	8 394	1 794	417	158
729	Miscellaneous personal services.....	††	††	††	††	23	(D)	(D)	(D)	(D)
73	Business services.....	††	††	††	††	312	191 330	88 524	21 180	7 704
731	Advertising.....	††	††	††	††	27	11 439	4 722	1 175	255
734	Services to dwellings and other buildings.....	††	††	††	††	37	11 159	6 537	1 573	938
737	Computer and data processing services.....	††	††	††	††	21	36 811	15 426	3 505	676
7392	Management, consulting, and public relations services.....	††	††	††	††	42	16 566	9 430	2 230	573
7394	Equipment rental and leasing services.....	††	††	††	††	15	11 025	2 911	654	144
Other 73	Other business services.....	††	††	††	††	170	104 330	49 498	12 043	5 118
75	Automotive repair, services, and garages.....	††	††	††	††	199	66 967	14 104	3 312	1 103
751	Automotive rental and leasing, without drivers.....	††	††	††	††	15	30 137	3 752	885	240
752	Automobile parking.....	††	††	††	††	50	6 712	1 731	433	193
753	Automotive repair shops.....	††	††	††	††	122	28 567	8 221	1 895	600
7538	General automotive repair shops.....	††	††	††	††	59	14 202	4 226	982	317
7531	Top and body repair shops.....	††	††	††	††	28	4 134	1 281	322	93
7534, 5, 9	Other automotive repair shops.....	††	††	††	††	35	10 231	2 714	591	190
754	Automotive services, except repair.....	††	††	††	††	12	1 551	400	99	70
76	Miscellaneous repair services.....	††	††	††	††	71	24 897	8 543	1 990	483
762	Electrical and electronic repair shops.....	††	††	††	††	20	7 320	2 098	519	139
7622	Radio and TV repair shops.....	††	††	††	††	8	1 208	429	107	33
7623, 9	Other electrical and electronic repair shops.....	††	††	††	††	12	6 112	1 669	412	106
764	Reupholstery and furniture repair.....	††	††	††	††	7	692	250	55	25
763, 9	Other repair shops and related services.....	††	††	††	††	44	16 885	6 195	1 416	319
78, 79	Amusement and recreation services, including motion pictures.....	††	††	††	††	63	43 100	9 688	2 803	797
781, 2	Motion picture production, distribution, and services.....	††	††	††	††	11	15 010	788	169	51
783	Motion picture theaters.....	††	††	††	††	1	(D)	(D)	(D)	(D)
792	Producers, orchestras, and entertainers.....	††	††	††	††	9	12 287	1 443	257	43
793	Bowling alleys and billiards and pool establishments.....	††	††	††	††	16	(D)	(D)	(D)	(D)
79 ex. 792, 3	Commercial sports and other amusement and recreation services.....	††	††	††	††	26	10 415	5 802	1 944	397
80, ex. 806	Health services, except hospitals.....	††	††	††	††	533	141 646	67 387	15 546	4 223
801	Offices of physicians.....	††	††	††	††	342	86 637	44 233	10 228	1 406
802	Offices of dentists.....	††	††	††	††	115	18 569	5 219	1 254	528
803	Offices of osteopathic physicians.....	††	††	††	††	4	329	121	27	9
8041	Offices of chiropractors.....	††	††	††	††	6	445	79	18	13
8042	Offices of optometrists.....	††	††	††	††	11	1 025	297	65	29
805	Nursing and personal care facilities.....	††	††	††	††	7	13 679	5 795	1 335	672
8049, 807, 8, 9	Other health services.....	††	††	††	††	48	20 962	11 643	2 619	1 566
81	Legal services.....	††	††	††	††	328	109 901	38 005	8 830	2 093
823, 4, 9	Selected educational services.....	††	††	††	††	12	12 462	5 720	834	467
891	Engineering, architectural, and surveying services.....	††	††	††	††	48	43 214	15 309	3 851	624
893	Accounting, auditing, and bookkeeping services.....	††	††	††	††	55	33 877	13 477	3 366	698
83, 892, 9	Social and other services.....	††	††	††	††	38	8 632	4 211	899	543
83	Social services.....	**	**	**	**	25	7 958	3 937	838	526
892, 9	Other services.....	**	**	**	**	13	674	274	61	17

Table 7. Summary Statistics for Firms Subject to Federal Income Tax for Places With 300 Establishments or More: 1982—Con.

[For meaning of abbreviations and symbols, see introductory text. For explanation of terms and comparability of 1977 and 1982 censuses, see appendix A. For information on geographic areas followed by Δ, see appendix F]

SIC code	Geographic area and kind of business or operation	All establishments				Establishments with payroll				
		Number	Receipts (\$1,000)	Unincorporated businesses or operations		Number	Receipts (\$1,000)	Annual payroll (\$1,000)	First quarter payroll (\$1,000)	Paid employees for pay period including March 12 (number)
				Individual proprietorships (number)	Partnerships (number)					
	GARDEN CITY									
	Total	††	††	††	††	554	200 515	72 990	17 772	5 312
70	Hotels, motels, and other lodging places	††	††	††	††	2	(D)	(D)	(D)	(D)
7011	Hotels, motor hotels, and motels.....	††	††	††	††	2	(D)	(D)	(D)	(D)
7011 pt.	Hotels.....	††	††	††	††	1	(D)	(D)	(D)	(D)
7011 pt.	Hotels, motor hotels, and tourist courts.....	††	††	††	††	1	(D)	(D)	(D)	(D)
702, 3, 4	Other lodging places.....	††	††	††	††	-	-	-	-	-
72	Personal services	††	††	††	††	31	12 673	4 751	1 778	1 157
721	Laundry, cleaning, and garment services.....	††	††	††	††	4	(D)	(D)	(D)	(D)
7215	Coin-operated laundries and dry cleaning.....	††	††	††	††	-	-	-	-	-
721 ex.	Other laundry, cleaning, and garment services.....	††	††	††	††	4	(D)	(D)	(D)	(D)
7215	Power laundries, family and commercial*.....	**	**	**	**	-	(D)	(D)	(D)	(D)
7211	Dry-cleaning plants, except rug cleaning*.....	**	**	**	**	4	(D)	(D)	(D)	(D)
7216	Laundry and cleaning services, n.e.c.*.....	**	**	**	**	-	-	-	-	-
Other 721										
722	Photographic studios, portrait.....	††	††	††	††	-	-	-	-	-
723, 4	Beauty and barber shops	††	††	††	††	20	1 710	888	284	112
723	Beauty shops.....	††	††	††	††	16	1 574	813	272	107
724	Barber shops.....	††	††	††	††	4	136	75	12	5
725	Shoe repair, shoe shine, and hat-cleaning shops.....	††	††	††	††	1	(D)	(D)	(D)	(D)
726	Funeral service and crematories.....	††	††	††	††	1	(D)	(D)	(D)	(D)
729	Miscellaneous personal services.....	††	††	††	††	5	(D)	(D)	(D)	(D)
73	Business services	††	††	††	††	94	48 339	20 606	4 728	1 292
731	Advertising.....	††	††	††	††	12	7 262	2 893	628	116
734	Services to dwellings and other buildings.....	††	††	††	††	8	2 455	1 335	301	202
737	Computer and data processing services.....	††	††	††	††	12	16 303	6 872	1 795	380
7392	Management, consulting, and public relations services.....	††	††	††	††	21	11 661	5 330	1 094	305
7394	Equipment rental and leasing services.....	††	††	††	††	2	(D)	(D)	(D)	(D)
Other 73	Other business services.....	††	††	††	††	39	(D)	(D)	(D)	(D)
75	Automotive repair, services, and garages	††	††	††	††	9	(D)	(D)	(D)	(D)
751	Automotive rental and leasing, without drivers.....	††	††	††	††	3	(D)	(D)	(D)	(D)
752	Automobile parking.....	††	††	††	††	1	(D)	(D)	(D)	(D)
753	Automotive repair shops.....	††	††	††	††	4	490	202	47	14
7538	General automotive repair shops.....	††	††	††	††	1	(D)	(D)	(D)	(D)
7531	Top and body repair shops.....	††	††	††	††	1	(D)	(D)	(D)	(D)
7534, 5, 9	Other automotive repair shops.....	††	††	††	††	2	(D)	(D)	(D)	(D)
754	Automotive services, except repair.....	††	††	††	††	1	(D)	(D)	(D)	(D)
76	Miscellaneous repair services	††	††	††	††	3	482	70	18	6
762	Electrical and electronic repair shops.....	††	††	††	††	1	(D)	(D)	(D)	(D)
7622	Radio and TV repair shops.....	††	††	††	††	1	(D)	(D)	(D)	(D)
7623, 9	Other electrical and electronic repair shops.....	††	††	††	††	-	-	-	-	-
764	Reupholstery and furniture repair.....	††	††	††	††	-	-	-	-	-
763, 9	Other repair shops and related services.....	††	††	††	††	2	(D)	(D)	(D)	(D)
78, 79	Amusement and recreation services, including motion pictures	††	††	††	††	35	20 396	6 344	1 700	773
781, 2	Motion picture production, distribution, and services.....	††	††	††	††	2	(D)	(D)	(D)	(D)
783	Motion picture theaters.....	††	††	††	††	-	-	-	-	-
792	Producers, orchestras, and entertainers.....	††	††	††	††	4	(D)	(D)	(D)	(D)
793	Bowling alleys and billiards and pool establishments.....	††	††	††	††	21	13 106	3 878	981	644
79 ex. 792, 3	Commercial sports and other amusement and recreation services.....	††	††	††	††	8	6 427	2 202	666	119
80, ex. 806	Health services, except hospitals	††	††	††	††	102	28 734	11 996	2 865	710
801	Offices of physicians.....	††	††	††	††	58	15 048	6 622	1 631	227
802	Offices of dentists.....	††	††	††	††	30	(D)	(D)	(D)	(D)
803	Offices of osteopathic physicians.....	††	††	††	††	-	-	-	-	-
8041	Offices of chiropractors.....	††	††	††	††	1	(D)	(D)	(D)	(D)
8042	Offices of optometrists.....	††	††	††	††	2	(D)	(D)	(D)	(D)
805	Nursing and personal care facilities.....	††	††	††	††	1	(D)	(D)	(D)	(D)
8049, 807, 8, 9	Other health services.....	††	††	††	††	10	2 266	1 036	216	158
81	Legal services	††	††	††	††	217	50 857	18 352	4 160	800
823, 4, 9	Selected educational services	††	††	††	††	4	(D)	(D)	(D)	(D)
891	Engineering, architectural, and surveying services	††	††	††	††	11	5 896	2 941	695	116
893	Accounting, auditing, and bookkeeping services	††	††	††	††	42	12 916	4 031	918	211
83, 892, 9	Social and other services	††	††	††	††	4	1 481	579	134	29
83	Social services.....	**	**	**	**	2	(D)	(D)	(D)	(D)
892, 9	Other services.....	**	**	**	**	2	(D)	(D)	(D)	(D)

Table 7. Summary Statistics for Firms Subject to Federal Income Tax for Places With 300 Establishments or More: 1982—Con.

[For meaning of abbreviations and symbols, see introductory text. For explanation of terms and comparability of 1977 and 1982 censuses, see appendix A. For information on geographic areas followed by Δ, see appendix F]

SIC code	Geographic area and kind of business or operation	All establishments				Establishments with payroll				
		Number	Receipts (\$1,000)	Unincorporated businesses or operations		Number	Receipts (\$1,000)	Annual payroll (\$1,000)	First quarter payroll (\$1,000)	Paid employees for pay period including March 12 (number)
				Individual proprietorships (number)	Partnerships (number)					
	GREAT NECK PLAZA									
	Total	††	††	††	††	393	133 223	47 502	11 519	2 705
70	Hotels, motels, and other lodging places	††	††	††	††	-	-	-	-	-
7011	Hotels, motor hotels, and motels	††	††	††	††	-	-	-	-	-
7011 pt.	Hotels	††	††	††	††	-	-	-	-	-
7011 pt.	Motels, motor hotels, and tourist courts	††	††	††	††	-	-	-	-	-
702, 3, 4	Other lodging places	††	††	††	††	-	-	-	-	-
72	Personal services	††	††	††	††	27	4 448	2 128	460	249
721	Laundry, cleaning, and garment services	††	††	††	††	8	1 120	414	95	45
7215	Coin-operated laundries and dry cleaning	††	††	††	††	-	-	-	-	-
721 ex.	Other laundry, cleaning, and garment services	††	††	††	††	8	1 120	414	95	45
7215	Power laundries, family and commercial*	-	-	-	-	-
7211	Dry-cleaning plants, except rug cleaning*	6	(D)	(D)	(D)	(D)
7216	Laundry and cleaning services, n.e.c.*	2	(D)	(D)	(D)	(D)
Other 721										
722	Photographic studios, portrait	††	††	††	††	-	-	-	-	-
723, 4	Beauty and barber shops	††	††	††	††	13	1 409	754	177	82
723	Beauty shops	††	††	††	††	8	1 174	626	147	70
724	Barber shops	††	††	††	††	5	235	128	30	12
725	Shoe repair, shoe shine, and hat-cleaning shops	††	††	††	††	1	(D)	(D)	(D)	(D)
726	Funeral service and crematories	††	††	††	††	-	-	-	-	-
729	Miscellaneous personal services	††	††	††	††	5	(D)	(D)	(D)	(D)
73	Business services	††	††	††	††	101	46 429	15 116	3 440	844
731	Advertising	††	††	††	††	12	5 676	1 670	446	101
734	Services to dwellings and other buildings	††	††	††	††	2	(D)	(D)	(D)	(D)
737	Computer and data processing services	††	††	††	††	13	3 033	1 626	343	46
7392	Management, consulting, and public relations services	††	††	††	††	38	15 283	5 481	1 118	230
7394	Equipment rental and leasing services	††	††	††	††	2	(D)	(D)	(D)	(D)
Other 73	Other business services	††	††	††	††	34	13 698	5 215	1 288	320
75	Automotive repair, services, and garages	††	††	††	††	2	(D)	(D)	(D)	(D)
751	Automotive rental and leasing, without drivers	††	††	††	††	1	(D)	(D)	(D)	(D)
752	Automobile parking	††	††	††	††	-	-	-	-	-
753	Automotive repair shops	††	††	††	††	-	(D)	(D)	(D)	(D)
7538	General automotive repair shops	††	††	††	††	-	(D)	(D)	(D)	(D)
7531	Top and body repair shops	††	††	††	††	-	(D)	(D)	(D)	(D)
7534, 5, 9	Other automotive repair shops	††	††	††	††	-	(D)	(D)	(D)	(D)
754	Automotive services, except repair	††	††	††	††	1	(D)	(D)	(D)	(D)
76	Miscellaneous repair services	††	††	††	††	1	(D)	(D)	(D)	(D)
762	Electrical and electronic repair shops	††	††	††	††	-	-	-	-	-
7622	Radio and TV repair shops	††	††	††	††	-	-	-	-	-
7623, 9	Other electrical and electronic repair shops	††	††	††	††	-	-	-	-	-
764	Reupholstery and furniture repair	††	††	††	††	-	-	-	-	-
763, 9	Other repair shops and related services	††	††	††	††	1	(D)	(D)	(D)	(D)
78, 79	Amusement and recreation services, including motion pictures	††	††	††	††	16	10 769	3 644	619	399
781, 2	Motion picture production, distribution, and services	††	††	††	††	4	(D)	(D)	(D)	(D)
783	Motion picture theaters	††	††	††	††	1	(D)	(D)	(D)	(D)
792	Producers, orchestras, and entertainers	††	††	††	††	6	7 689	2 739	441	285
793	Bowling alleys and billiards and pool establishments	††	††	††	††	-	(D)	(D)	(D)	(D)
79 ex. 792, 3	Commercial sports and other amusement and recreation services	††	††	††	††	5	1 262	537	111	87
80, ex. 806	Health services, except hospitals	††	††	††	††	102	22 701	9 718	2 607	451
801	Offices of physicians	††	††	††	††	60	13 781	5 766	1 615	197
802	Offices of dentists	††	††	††	††	29	5 079	2 152	573	95
803	Offices of osteopathic physicians	††	††	††	††	-	-	-	-	-
8041	Offices of chiropractors	††	††	††	††	3	(D)	(D)	(D)	(D)
8042	Offices of optometrists	††	††	††	††	1	(D)	(D)	(D)	(D)
805	Nursing and personal care facilities	††	††	††	††	-	-	-	-	-
8049, 807, 8, 9	Other health services	††	††	††	††	9	3 264	1 726	413	156
81	Legal services	††	††	††	††	61	12 315	4 152	1 093	173
823, 4, 9	Selected educational services	††	††	††	††	2	(D)	(D)	(D)	(D)
891	Engineering, architectural, and surveying services	††	††	††	††	13	8 200	2 732	677	117
893	Accounting, auditing, and bookkeeping services	††	††	††	††	64	27 153	9 768	2 568	456
83, 892, 9	Social and other services	††	††	††	††	4	(D)	(D)	(D)	(D)
83	Social services	-	-	-	-	-
892, 9	Other services	4	(D)	(D)	(D)	(D)

Table 7. Summary Statistics for Firms Subject to Federal Income Tax for Places With 300 Establishments or More: 1982—Con.

[For meaning of abbreviations and symbols, see introductory text. For explanation of terms and comparability of 1977 and 1982 censuses, see appendix A. For information on geographic areas followed by Δ, see appendix F]

SIC code	Geographic area and kind of business or operation	All establishments				Establishments with payroll				
		Number	Receipts (\$1,000)	Unincorporated businesses or operations		Number	Receipts (\$1,000)	Annual payroll (\$1,000)	First quarter payroll (\$1,000)	Paid employees for pay period including March 12 (number)
				Individual proprietorships (number)	Partnerships (number)					
	HEMPSTEAD									
	Total	††	††	††	††	328	117 749	43 352	10 970	3 249
70	Hotels, motels, and other lodging places	††	††	††	††	1	(D)	(D)	(D)	(D)
7011	Hotels, motor hotels, and motels.....	††	††	††	††	1	(D)	(D)	(D)	(D)
7011 pt.	Hotels.....	††	††	††	††	1	(D)	(D)	(D)	(D)
7011 pt.	Motels, motor hotels, and tourist courts.....	††	††	††	††	-	-	-	-	-
702, 3, 4	Other lodging places.....	††	††	††	††	-	-	-	-	-
72	Personal services	††	††	††	††	34	5 233	1 487	362	128
721	Laundry, cleaning, and garment services.....	††	††	††	††	15	1 386	429	83	53
7215	Coin-operated laundries and dry cleaning.....	††	††	††	††	2	(D)	(D)	(D)	(D)
721 ex. 7215	Other laundry, cleaning, and garment services.....	††	††	††	††	13	(D)	(D)	(D)	(D)
7211	Power laundries, family and commercial*.....	**	**	**	**	1	(D)	(D)	(D)	(D)
7216	Dry-cleaning plants, except rug cleaning*.....	**	**	**	**	8	494	168	35	26
Other 721	Laundry and cleaning services, n.e.c.*.....	**	**	**	**	4	536	193	32	18
722	Photographic studios, portrait.....	††	††	††	††	1	(D)	(D)	(D)	(D)
723, 4	Beauty and barber shops	††	††	††	††	8	773	262	65	27
723	Beauty shops.....	††	††	††	††	5	724	253	62	24
724	Barber shops.....	††	††	††	††	3	49	9	3	3
725	Shoe repair, shoe shine, and hat-cleaning shops.....	††	††	††	††	1	(D)	(D)	(D)	(D)
726	Funeral service and crematories.....	††	††	††	††	5	2 710	625	167	24
729	Miscellaneous personal services.....	††	††	††	††	4	(D)	(D)	(D)	(D)
73	Business services	††	††	††	††	64	37 013	14 408	3 156	1 195
731	Advertising.....	††	††	††	††	5	2 857	856	240	66
734	Services to dwellings and other buildings.....	††	††	††	††	9	6 698	2 907	656	446
737	Computer and data processing services.....	††	††	††	††	11	5 025	2 034	500	121
7392	Management, consulting, and public relations services.....	††	††	††	††	5	630	233	60	20
7394	Equipment rental and leasing services.....	††	††	††	††	3	(D)	(D)	(D)	(D)
Other 73	Other business services.....	††	††	††	††	31	(D)	(D)	(D)	(D)
75	Automotive repair, services, and garages	††	††	††	††	29	7 762	1 521	314	102
751	Automotive rental and leasing, without drivers.....	††	††	††	††	7	3 485	284	46	13
752	Automobile parking.....	††	††	††	††	-	-	-	-	-
753	Automotive repair shops.....	††	††	††	††	18	4 114	1 182	254	82
7538	General automotive repair shops.....	††	††	††	††	6	659	176	42	14
7531	Top and body repair shops.....	††	††	††	††	6	2 200	664	139	43
7534, 5, 9	Other automotive repair shops.....	††	††	††	††	6	1 255	342	73	25
754	Automotive services, except repair.....	††	††	††	††	4	163	55	14	7
76	Miscellaneous repair services	††	††	††	††	11	(D)	(D)	(D)	(D)
762	Electrical and electronic repair shops.....	††	††	††	††	4	1 044	300	63	20
7622	Radio and TV repair shops.....	††	††	††	††	-	-	-	-	-
7623, 9	Other electrical and electronic repair shops.....	††	††	††	††	4	1 044	300	63	20
764	Reupholstery and furniture repair.....	††	††	††	††	2	(D)	(D)	(D)	(D)
763, 9	Other repair shops and related services.....	††	††	††	††	5	(D)	(D)	(D)	(D)
78, 79	Amusement and recreation services, including motion picturea	††	††	††	††	8	2 726	624	174	65
781, 2	Motion picture production, distribution, and services.....	††	††	††	††	-	-	-	-	-
783	Motion picture theaters.....	††	††	††	††	3	999	203	48	37
792	Producers, orchestras, and entertainers.....	††	††	††	††	1	(D)	(D)	(D)	(D)
793	Bowling alleys and billiards and pool establishments.....	††	††	††	††	1	(D)	(D)	(D)	(D)
79 ex. 792, 3	Commercial sports and other amusement and recreation services.....	††	††	††	††	3	(D)	(D)	(D)	(D)
80, ex. 806	Health services, except hospitals	††	††	††	††	121	40 825	16 069	4 159	1 056
801	Offices of physicians.....	††	††	††	††	52	15 386	5 848	1 643	216
802	Offices of dentists.....	††	††	††	††	42	(D)	(D)	(D)	(D)
803	Offices of osteopathic physicians.....	††	††	††	††	1	(D)	(D)	(D)	(D)
8041	Offices of chiropractors.....	††	††	††	††	2	(D)	(D)	(D)	(D)
8042	Offices of optometrists.....	††	††	††	††	1	(D)	(D)	(D)	(D)
805	Nursing and personal care facilities.....	††	††	††	††	2	(D)	(D)	(D)	(D)
8049, 807, 8, 9	Other health services.....	††	††	††	††	21	6 763	2 969	719	320
81	Legal services	††	††	††	††	35	9 504	3 104	1 398	202
823, 4, 9	Selected educational services	††	††	††	††	8	4 230	2 042	495	180
891	Engineering, architectural, and surveying services	††	††	††	††	9	4 966	2 584	520	116
893	Accounting, auditing, and bookkeeping services	††	††	††	††	4	529	166	34	11
83, 892, 9	Social and other services	††	††	††	††	4	587	244	69	44
83	Social services.....	**	**	**	**	4	587	244	69	44
892, 9	Other services.....	**	**	**	**	-	-	-	-	-

Table 7. Summary Statistics for Firms Subject to Federal Income Tax for Places With 300 Establishments or More: 1982—Con.

[For meaning of abbreviations and symbols, see introductory text. For explanation of terms and comparability of 1977 and 1982 censuses, see appendix A. For information on geographic areas followed by Δ, see appendix F]

SIC code	Geographic area and kind of business or operation	All establishments				Establishments with payroll				
		Number	Receipts (\$1,000)	Unincorporated businesses or operations		Number	Receipts (\$1,000)	Annual payroll (\$1,000)	First quarter payroll (\$1,000)	Paid employees for pay period including March 12 (number)
				Individual proprietorships (number)	Partnerships (number)					
KINGSTON										
	Total.....	††	††	††	††	353	61 828	22 098	5 021	1 733
70	Hotels, motels, and other lodging places.....	††	††	††	††	6	(D)	(D)	(D)	(D)
7011	Hotels, motor hotels, and motels.....	††	††	††	††	5	(D)	(D)	(D)	(D)
7011 pt.	Hotels.....	††	††	††	††	3	(D)	(D)	(D)	(D)
7011 pt.	Hotels, motor hotels, and tourist courts.....	††	††	††	††	2	(D)	(D)	(D)	(D)
702, 3, 4	Other lodging places.....	††	††	††	††	1	(D)	(D)	(D)	(D)
72	Personal services.....	††	††	††	††	60	6 128	1 807	389	216
721	Laundry, cleaning, and garment services.....	††	††	††	††	14	2 200	615	134	75
7215	Coin-operated laundries and dry cleaning.....	††	††	††	††	5	170	27	5	7
721 ex.	Other laundry, cleaning, and garment services.....	††	††	††	††	9	2 030	588	129	68
7215	Power laundries, family and commercial*.....	**	**	**	**	-	-	-	-	-
7216	Dry-cleaning plants, except rug cleaning*.....	**	**	**	**	6	393	128	32	18
Other 721	Laundry and cleaning services, n.e.c.*.....	**	**	**	**	3	1 637	460	97	50
722	Photographic studios, portrait.....	††	††	††	††	4	(D)	(D)	(D)	(D)
723, 4	Beauty and barber shops.....	††	††	††	††	27	1 781	709	163	101
723	Beauty shops.....	††	††	††	††	25	(D)	(D)	(D)	(D)
724	Barber shops.....	††	††	††	††	2	(D)	(D)	(D)	(D)
725	Shoe repair, shoe shine, and hat-cleaning shops.....	††	††	††	††	2	(D)	(D)	(D)	(D)
726	Funeral service and crematories.....	††	††	††	††	8	1 141	255	42	13
729	Miscellaneous personal services.....	††	††	††	††	5	622	123	29	16
73	Business services.....	††	††	††	††	33	6 389	2 490	523	226
731	Advertising.....	††	††	††	††	5	1 158	449	101	34
734	Services to dwellings and other buildings.....	††	††	††	††	5	447	212	54	50
737	Computer and data processing services.....	††	††	††	††	1	(D)	(D)	(D)	(D)
7392	Management, consulting, and public relations services.....	††	††	††	††	3	(D)	(D)	(D)	(D)
7394	Equipment rental and leasing services.....	††	††	††	††	3	(D)	(D)	(D)	(D)
Other 73	Other business services.....	††	††	††	††	16	(D)	(D)	(D)	(D)
75	Automotive repair, services, and garages.....	††	††	††	††	17	3 597	601	123	50
751	Automotive rental and leasing, without drivers.....	††	††	††	††	2	(D)	(D)	(D)	(D)
752	Automobile parking.....	††	††	††	††	-	-	-	-	-
753	Automotive repair shops.....	††	††	††	††	14	2 018	478	98	39
7538	General automotive repair shops.....	††	††	††	††	3	(D)	(D)	(D)	(D)
7531	Top and body repair shops.....	††	††	††	††	1	(D)	(D)	(D)	(D)
7534, 5, 9	Other automotive repair shops.....	††	††	††	††	10	(D)	(D)	(D)	(D)
754	Automotive services, except repair.....	††	††	††	††	1	(D)	(D)	(D)	(D)
76	Miscellaneous repair services.....	††	††	††	††	8	1 388	394	88	32
762	Electrical and electronic repair shops.....	††	††	††	††	2	(D)	(D)	(D)	(D)
7622	Radio and TV repair shops.....	††	††	††	††	1	(D)	(D)	(D)	(D)
7623, 9	Other electrical and electronic repair shops.....	††	††	††	††	1	(D)	(D)	(D)	(D)
764	Reupholstery and furniture repair.....	††	††	††	††	-	-	-	-	-
763, 9	Other repair shops and related services.....	††	††	††	††	6	(D)	(D)	(D)	(D)
78, 79	Amusement and recreation services, including motion pictures.....	††	††	††	††	7	2 267	419	99	67
781, 2	Motion picture production, distribution, and services.....	††	††	††	††	-	-	-	-	-
783	Motion picture theaters.....	††	††	††	††	1	(D)	(D)	(D)	(D)
792	Producers, orchestras, and entertainers.....	††	††	††	††	-	-	-	-	-
793	Bowling alleys and billiards and pool establishments.....	††	††	††	††	2	(D)	(D)	(D)	(D)
79 ex. 792, 3	Commercial sports and other amusement and recreation services.....	††	††	††	††	4	711	167	35	27
80, ex. 806	Health services, except hospitals.....	††	††	††	††	141	25 763	11 354	2 642	686
801	Offices of physicians.....	††	††	††	††	83	15 498	7 343	1 709	266
802	Offices of dentists.....	††	††	††	††	33	5 259	1 713	403	142
803	Offices of osteopathic physicians.....	††	††	††	††	1	(D)	(D)	(D)	(D)
8041	Offices of chiropractors.....	††	††	††	††	2	(D)	(D)	(D)	(D)
8042	Offices of optometrists.....	††	††	††	††	7	707	238	64	20
805	Nursing and personal care facilities.....	††	††	††	††	2	(D)	(D)	(D)	(D)
8049, 807, 8, 9	Other health services.....	††	††	††	††	13	(D)	(D)	(D)	(D)
81	Legal services.....	††	††	††	††	52	6 035	1 989	417	136
823, 4, 9	Selected educational services.....	††	††	††	††	1	(D)	(D)	(D)	(D)
891	Engineering, architectural, and surveying services.....	††	††	††	††	5	2 295	801	186	44
893	Accounting, auditing, and bookkeeping services.....	††	††	††	††	15	2 048	909	208	57
83, 892, 9	Social and other services.....	††	††	††	††	8	303	104	18	12
83	Social services.....	**	**	**	**	5	(D)	(D)	(D)	(D)
892, 9	Other services.....	**	**	**	**	3	(D)	(D)	(D)	(D)

Table 7. Summary Statistics for Firms Subject to Federal Income Tax for Places With 300 Establishments or More: 1982—Con.

[For meaning of abbreviations and symbols, see introductory text. For explanation of terms and comparability of 1977 and 1982 censuses, see appendix A. For information on geographic areas followed by Δ, see appendix F]

SIC code	Geographic area and kind of business or operation	All establishments				Establishments with payroll				
		Number	Receipts (\$1,000)	Unincorporated businesses or operations		Number	Receipts (\$1,000)	Annual payroll (\$1,000)	First quarter payroll (\$1,000)	Paid employees for pay period including March 12 (number)
				Individual proprietorships (number)	Partnerships (number)					
	MINEOLA									
	Total	††	††	††	††	475	150 507	64 401	16 092	3 336
70	Hotels, motels, and other lodging places	††	††	††	††	1	(D)	(D)	(D)	(D)
7011	Hotels, motor hotels, and motels.....	††	††	††	††	-	-	-	-	-
7011 pt.	Hotels.....	††	††	††	††	-	-	-	-	-
7011 pt.	Motels, motor hotels, and tourist courts.....	††	††	††	††	-	-	-	-	-
702, 3, 4	Other lodging places.....	††	††	††	††	1	(D)	(D)	(D)	(D)
72	Personal services	††	††	††	††	25	1 454	414	97	56
721	Laundry, cleaning, and garment services.....	††	††	††	††	6	390	103	24	12
7215	Coin-operated laundries and dry cleaning.....	††	††	††	††	2	(D)	(D)	(D)	(D)
721 ex.	Other laundry, cleaning, and garment services.....	††	††	††	††	4	(D)	(D)	(D)	(D)
7215	Power laundries, family and commercial*.....	**	**	**	**	-	-	-	-	-
7211	Dry-cleaning plants, except rug cleaning*.....	**	**	**	**	3	284	84	19	8
7216	Laundry and cleaning services, n.e.c.*.....	**	**	**	**	1	(D)	(D)	(D)	(D)
Other 721										
722	Photographic studios, portrait.....	††	††	††	††	-	-	-	-	-
723, 4	Beauty and barber shops.....	††	††	††	††	15	392	139	33	30
723	Beauty shops.....	††	††	††	††	13	(D)	(D)	(D)	(D)
724	Barber shops.....	††	††	††	††	2	(D)	(D)	(D)	(D)
725	Shoe repair, shoe shine, and hat-cleaning shops.....	††	††	††	††	-	-	-	-	-
726	Funeral service and crematories.....	††	††	††	††	1	(D)	(D)	(D)	(D)
729	Miscellaneous personal services.....	††	††	††	††	3	(D)	(D)	(D)	(D)
73	Business services	††	††	††	††	87	39 386	18 837	4 795	1 325
731	Advertising.....	††	††	††	††	3	(D)	(D)	(D)	(D)
734	Services to dwellings and other buildings.....	††	††	††	††	7	1 154	464	99	50
737	Computer and data processing services.....	††	††	††	††	7	1 270	459	119	45
7392	Management, consulting, and public relations services.....	††	††	††	††	12	1 997	1 039	312	61
7394	Equipment rental and leasing services.....	††	††	††	††	7	2 457	510	107	28
Other 73	Other business services.....	††	††	††	††	51	(D)	(D)	(D)	(D)
75	Automotive repair, services, and garages	††	††	††	††	20	3 825	998	227	71
751	Automotive rental and leasing, without drivers.....	††	††	††	††	1	(D)	(D)	(D)	(D)
752	Automobile parking.....	††	††	††	††	-	-	-	-	-
753	Automotive repair shops.....	††	††	††	††	19	(D)	(D)	(D)	(D)
7538	General automotive repair shops.....	††	††	††	††	7	883	200	41	15
7531	Top and body repair shops.....	††	††	††	††	8	1 696	538	126	37
7534, 5, 9	Other automotive repair shops.....	††	††	††	††	4	(D)	(D)	(D)	(D)
754	Automotive services, except repair.....	††	††	††	††	-	-	-	-	-
76	Miscellaneous repair services	††	††	††	††	10	1 450	384	90	33
762	Electrical and electronic repair shops.....	††	††	††	††	4	402	108	23	9
7622	Radio and TV repair shops.....	††	††	††	††	3	(D)	(D)	(D)	(D)
7623, 9	Other electrical and electronic repair shops.....	††	††	††	††	1	(D)	(D)	(D)	(D)
764	Reupholstery and furniture repair.....	††	††	††	††	-	-	-	-	-
763, 9	Other repair shops and related services.....	††	††	††	††	6	1 048	276	67	24
78, 79	Amusement and recreation services, including motion pictures	††	††	††	††	7	1 511	381	82	44
781, 2	Motion picture production, distribution, and services.....	††	††	††	††	2	(D)	(D)	(D)	(D)
783	Motion picture theaters.....	††	††	††	††	-	-	-	-	-
792	Producers, orchestras, and entertainers.....	††	††	††	††	3	(D)	(D)	(D)	(D)
793	Bowling alleys and billiards and pool establishments.....	††	††	††	††	1	(D)	(D)	(D)	(D)
79 ex. 792, 3	Commercial sports and other amusement and recreation services.....	††	††	††	††	1	(D)	(D)	(D)	(D)
80, ex. 806	Health services, except hospitals	††	††	††	††	91	26 502	11 421	2 780	396
801	Offices of physicians.....	††	††	††	††	61	22 841	10 260	2 508	314
802	Offices of dentists.....	††	††	††	††	16	(D)	(D)	(D)	(D)
803	Offices of osteopathic physicians.....	††	††	††	††	1	(D)	(D)	(D)	(D)
8041	Offices of chiropractors.....	††	††	††	††	4	136	27	4	5
8042	Offices of optometrists.....	††	††	††	††	-	-	-	-	-
805	Nursing and personal care facilities.....	††	††	††	††	-	-	-	-	-
8049, 807, 8, 9	Other health services.....	††	††	††	††	9	1 525	427	81	33
81	Legal services	††	††	††	††	183	57 969	23 475	6 088	953
823, 4, 9	Selected educational services	††	††	††	††	3	(D)	(D)	(D)	(D)
891	Engineering, architectural, and surveying services	††	††	††	††	12	7 958	3 600	816	168
893	Accounting, auditing, and bookkeeping services	††	††	††	††	35	9 545	4 489	1 044	262
83, 892, 9	Social and other services	††	††	††	††	1	(D)	(D)	(D)	(D)
83	Social services.....	**	**	**	**	1	(D)	(D)	(D)	(D)
892, 9	Other services.....	**	**	**	**	-	-	-	-	-

Table 7. Summary Statistics for Firms Subject to Federal Income Tax for Places With 300 Establishments or More: 1982—Con.

[For meaning of abbreviations and symbols, see introductory text. For explanation of terms and comparability of 1977 and 1982 censuses, see appendix A. For information on geographic areas followed by Δ, see appendix F]

SIC code	Geographic area and kind of business or operation	All establishments				Establishments with payroll				
		Number	Receipts (\$1,000)	Unincorporated businesses or operations		Number	Receipts (\$1,000)	Annual payroll (\$1,000)	First quarter payroll (\$1,000)	Paid employees for pay period including March 12 (number)
				Individual proprietorships (number)	Partnerships (number)					
MOUNT VERNON										
	Total.....	††	††	††	††	351	90 204	28 465	6 957	2 281
70	Hotels, motels, and other lodging places.....	††	††	††	††	3	(D)	(D)	(D)	(D)
7011	Hotels, motor hotels, and motels.....	††	††	††	††	2	(D)	(D)	(D)	(D)
7011 pt.	Hotels.....	††	††	††	††	1	(D)	(D)	(D)	(D)
7011 pt.	Motels, motor hotels, and tourist courts.....	††	††	††	††	1	(D)	(D)	(D)	(D)
702, 3, 4	Other lodging places.....	††	††	††	††	1	(D)	(D)	(D)	(D)
72	Personal services.....	††	††	††	††	47	9 332	3 033	974	392
721	Laundry, cleaning, and garment services.....	††	††	††	††	17	6 461	2 214	752	277
7215	Coin-operated laundries and dry cleaning.....	††	††	††	††	2	(D)	(D)	(D)	(D)
721 ex.	Other laundry, cleaning, and garment services.....	††	††	††	††	15	(D)	(D)	(D)	(D)
7215										
7211	Power laundries, family and commercial*.....	**	**	**	**	-	(D)	(D)	(D)	(D)
7216	Dry-cleaning plants, except rug cleaning*.....	**	**	**	**	9	(D)	(D)	(D)	(D)
Other 721	Laundry and cleaning services, n.e.c.*.....	**	**	**	**	6	4 914	1 548	602	205
722	Photographic studios, portrait.....	††	††	††	††	-	-	-	-	-
723, 4	Beauty and barber shops.....	††	††	††	††	21	(D)	(D)	(D)	(D)
723	Beauty shops.....	††	††	††	††	17	799	341	79	51
724	Barber shops.....	††	††	††	††	4	(D)	(D)	(D)	(D)
725	Shoe repair, shoe shine, and hat-cleaning shops.....	††	††	††	††	3	100	39	10	6
726	Funeral service and crematories.....	††	††	††	††	4	1 019	245	86	21
729	Miscellaneous personal services.....	††	††	††	††	2	(D)	(D)	(D)	(D)
73	Business services.....	††	††	††	††	47	35 260	10 534	2 480	841
731	Advertising.....	††	††	††	††	1	(D)	(D)	(D)	(D)
734	Services to dwellings and other buildings.....	††	††	††	††	11	2 092	820	194	118
737	Computer and data processing services.....	††	††	††	††	2	(D)	(D)	(D)	(D)
7392	Management, consulting, and public relations services.....	††	††	††	††	3	(D)	(D)	(D)	(D)
7394	Equipment rental and leasing services.....	††	††	††	††	10	25 072	6 711	1 463	365
Other 73	Other business services.....	††	††	††	††	20	6 987	2 518	656	327
75	Automotive repair, services, and garages.....	††	††	††	††	48	6 095	1 686	379	151
751	Automotive rental and leasing, without drivers.....	††	††	††	††	2	(D)	(D)	(D)	(D)
752	Automobile parking.....	††	††	††	††	-	-	-	-	-
753	Automotive repair shops.....	††	††	††	††	40	5 292	1 494	336	134
7538	General automotive repair shops.....	††	††	††	††	18	1 649	511	112	50
7531	Top and body repair shops.....	††	††	††	††	11	1 876	425	90	40
7534, 5, 9	Other automotive repair shops.....	††	††	††	††	11	1 767	558	134	44
754	Automotive services, except repair.....	††	††	††	††	6	(D)	(D)	(D)	(D)
76	Miscellaneous repair services.....	††	††	††	††	30	6 280	2 047	508	163
762	Electrical and electronic repair shops.....	††	††	††	††	9	1 583	567	138	50
7622	Radio and TV repair shops.....	††	††	††	††	3	(D)	(D)	(D)	(D)
7623, 9	Other electrical and electronic repair shops.....	††	††	††	††	6	(D)	(D)	(D)	(D)
764	Reupholstery and furniture repair.....	††	††	††	††	7	602	210	50	23
763, 9	Other repair shops and related services.....	††	††	††	††	14	4 095	1 270	320	90
78, 79	Amusement and recreation services, including motion pictures.....	††	††	††	††	13	4 370	870	222	114
781, 2	Motion picture production, distribution, and services.....	††	††	††	††	3	(D)	(D)	(D)	(D)
783	Motion picture theaters.....	††	††	††	††	1	(D)	(D)	(D)	(D)
792	Producers, orchestras, and entertainers.....	††	††	††	††	2	(D)	(D)	(D)	(D)
793	Bowling alleys and billiards and pool establishments.....	††	††	††	††	-	-	-	-	-
79 ex. 792, 3	Commercial sports and other amusement and recreation services.....	††	††	††	††	7	1 319	325	87	54
80, ex. 806	Health services, except hospitals.....	††	††	††	††	104	17 764	7 041	1 678	366
801	Offices of physicians.....	††	††	††	††	59	10 705	4 541	1 108	179
802	Offices of dentists.....	††	††	††	††	29	(D)	(D)	(D)	(D)
803	Offices of osteopathic physicians.....	††	††	††	††	-	-	-	-	-
8041	Offices of chiropractors.....	††	††	††	††	-	-	-	-	-
8042	Offices of optometrists.....	††	††	††	††	3	(D)	(D)	(D)	(D)
805	Nursing and personal care facilities.....	††	††	††	††	-	-	-	-	-
8049, 807, 8, 9	Other health services.....	††	††	††	††	13	4 011	1 927	439	115
81	Legal services.....	††	††	††	††	32	5 034	1 216	280	88
823, 4, 9	Selected educational services.....	††	††	††	††	3	(D)	(D)	(D)	(D)
891	Engineering, architectural, and surveying services.....	††	††	††	††	6	1 789	466	86	32
893	Accounting, auditing, and bookkeeping services.....	††	††	††	††	12	1 139	427	101	28
83, 892, 9	Social and other services.....	††	††	††	††	6	1 550	605	139	66
83	Social services.....	**	**	**	**	4	(D)	(D)	(D)	(D)
892, 9	Other services.....	**	**	**	**	2	(D)	(D)	(D)	(D)

Table 7. Summary Statistics for Firms Subject to Federal Income Tax for Places With 300 Establishments or More: 1982—Con.

[For meaning of abbreviations and symbols, see introductory text. For explanation of terms and comparability of 1977 and 1982 censuses, see appendix A. For information on geographic areas followed by Δ, see appendix F]

SIC code	Geographic area and kind of business or operation	All establishments				Establishments with payroll				
		Number	Receipts (\$1,000)	Unincorporated businesses or operations		Number	Receipts (\$1,000)	Annual payroll (\$1,000)	First quarter payroll (\$1,000)	Paid employees for pay period including March 12 (number)
				Individual proprietorships (number)	Partnerships (number)					
	NEW ROCHELLE									
	Total.....	††	††	††	††	537	122 792	44 685	10 846	3 038
70	Hotels, motels, and other lodging places.....	††	††	††	††	1	(D)	(D)	(D)	(D)
7011	Hotels, motor hotels, and motels.....	††	††	††	††	1	(D)	(D)	(D)	(D)
7011 pt.	Hotels.....	††	††	††	††	1	(D)	(D)	(D)	(D)
7011 pt.	Motels, motor hotels, and tourist courts.....	††	††	††	††	-	-	-	-	-
702, 3, 4	Other lodging places.....	††	††	††	††	-	-	-	-	-
72	Personal services.....	††	††	††	††	75	10 045	3 182	833	376
721	Laundry, cleaning, and garment services.....	††	††	††	††	27	2 830	994	230	96
7215	Coin-operated laundries and dry cleaning.....	††	††	††	††	4	479	71	16	5
721 ex.	Other laundry, cleaning, and garment services.....	††	††	††	††	23	2 351	923	214	91
7215	Power laundries, family and commercial*.....	**	**	**	**	-	-	-	-	-
7211	Dry-cleaning plants, except rug cleaning*.....	**	**	**	**	17	1 611	632	149	74
7216	Laundry and cleaning services, n.e.c.*.....	**	**	**	**	6	740	291	65	17
Other 721										
722	Photographic studios, portrait.....	††	††	††	††	-	(D)	(D)	(D)	(D)
723, 4	Beauty and barber shops.....	††	††	††	††	33	1 831	777	175	105
723	Beauty shops.....	††	††	††	††	32	(D)	(D)	(D)	(D)
724	Barber shops.....	††	††	††	††	1	(D)	(D)	(D)	(D)
725	Shoe repair, shoe shine, and hat-cleaning shops.....	††	††	††	††	-	-	-	-	-
726	Funeral service and crematories.....	††	††	††	††	6	1 466	286	72	15
729	Miscellaneous personal services.....	††	††	††	††	9	(D)	(D)	(D)	(D)
73	Business services.....	††	††	††	††	87	17 601	9 182	2 460	814
731	Advertising.....	††	††	††	††	2	(D)	(D)	(D)	(D)
734	Services to dwellings and other buildings.....	††	††	††	††	6	156	45	7	7
737	Computer and data processing services.....	††	††	††	††	7	1 069	461	94	25
7392	Management, consulting, and public relations services.....	††	††	††	††	25	3 931	1 867	527	131
7394	Equipment rental and leasing services.....	††	††	††	††	2	(D)	(D)	(D)	(D)
Other 73	Other business services.....	††	††	††	††	45	11 680	6 515	1 745	636
75	Automotive repair, services, and garages.....	††	††	††	††	39	14 019	2 955	682	235
751	Automotive rental and leasing, without drivers.....	††	††	††	††	7	5 961	1 007	226	59
752	Automobile parking.....	††	††	††	††	2	(D)	(D)	(D)	(D)
753	Automotive repair shops.....	††	††	††	††	25	(D)	(D)	(D)	(D)
7538	General automotive repair shops.....	††	††	††	††	8	866	276	64	23
7531	Top and body repair shops.....	††	††	††	††	8	1 072	351	91	28
7534, 5, 9	Other automotive repair shops.....	††	††	††	††	9	(D)	(D)	(D)	(D)
754	Automotive services, except repair.....	††	††	††	††	5	348	114	31	16
76	Miscellaneous repair services.....	††	††	††	††	20	4 845	2 075	496	152
762	Electrical and electronic repair shops.....	††	††	††	††	3	(D)	(D)	(D)	(D)
7622	Radio and TV repair shops.....	††	††	††	††	1	(D)	(D)	(D)	(D)
7623, 9	Other electrical and electronic repair shops.....	††	††	††	††	2	(D)	(D)	(D)	(D)
764	Reupholstery and furniture repair.....	††	††	††	††	3	386	131	27	10
763, 9	Other repair shops and related services.....	††	††	††	††	14	(D)	(D)	(D)	(D)
78, 79	Amusement and recreation services, including motion pictures.....	††	††	††	††	35	12 475	2 663	555	233
781, 2	Motion picture production, distribution, and services.....	††	††	††	††	4	(D)	(D)	(D)	(D)
783	Motion picture theaters.....	††	††	††	††	5	(D)	(D)	(D)	(D)
792	Producers, orchestras, and entertainers.....	††	††	††	††	5	1 528	565	102	23
793	Bowling alleys and billiards and pool establishments.....	††	††	††	††	3	(D)	(D)	(D)	(D)
79 ex. 792, 3	Commercial sports and other amusement and recreation services.....	††	††	††	††	18	3 773	736	130	114
80, ex. 806	Health services, except hospitals.....	††	††	††	††	195	42 720	18 433	4 372	873
801	Offices of physicians.....	††	††	††	††	119	27 431	11 637	2 786	418
802	Offices of dentists.....	††	††	††	††	52	6 354	1 859	435	156
803	Offices of osteopathic physicians.....	††	††	††	††	-	-	-	-	-
8041	Offices of chiropractors.....	††	††	††	††	3	(D)	(D)	(D)	(D)
8042	Offices of optometrists.....	††	††	††	††	4	(D)	(D)	(D)	(D)
805	Nursing and personal care facilities.....	††	††	††	††	2	(D)	(D)	(D)	(D)
8049, 807, 8, 9	Other health services.....	††	††	††	††	15	2 160	924	212	66
81	Legal services.....	††	††	††	††	38	8 404	1 914	391	115
823, 4, 9	Selected educational services.....	††	††	††	††	1	(D)	(D)	(D)	(D)
891	Engineering, architectural, and surveying services.....	††	††	††	††	8	2 549	651	244	17
893	Accounting, auditing, and bookkeeping services.....	††	††	††	††	29	7 496	2 717	560	140
83, 892, 9	Social and other services.....	††	††	††	††	9	(D)	(D)	(D)	(D)
83	Social services.....	**	**	**	**	7	(D)	(D)	(D)	(D)
892, 9	Other services.....	**	**	**	**	2	(D)	(D)	(D)	(D)

Table 7. Summary Statistics for Firms Subject to Federal Income Tax for Places With 300 Establishments or More: 1982—Con.

[For meaning of abbreviations and symbols, see introductory text. For explanation of terms and comparability of 1977 and 1982 censuses, see appendix A. For information on geographic areas followed by Δ, see appendix F]

SIC code	Geographic area and kind of business or operation	All establishments				Establishments with payroll				Paid employees for pay period including March 12 (number)
		Number	Receipts (\$1,000)	Unincorporated businesses or operations		Number	Receipts (\$1,000)	Annual payroll (\$1,000)	First quarter payroll (\$1,000)	
				Individual proprietorships (number)	Partnerships (number)					
NEW YORK										
	Total	††	††	††	††	45 087	27 568 320	10 001 452	2 404 824	546 047
70	Hotels, motels, and other lodging places	††	††	††	††	419	1 244 746	366 617	86 328	27 394
7011	Hotels, motor hotels, and motels.....	††	††	††	††	293	1 212 291	357 459	84 102	26 524
7011 pt.	Hotels.....	††	††	††	††	195	1 141 973	338 909	80 126	24 769
7011 pt.	Hotels, 25 guestrooms or more.....	††	††	††	††	165	1 137 753	337 701	79 829	24 609
7011 pt.	Hotels, less than 25 guestrooms.....	††	††	††	††	30	4 220	1 208	297	160
7011 pt.	Motels, motor hotels, and tourist courts.....	††	††	††	††	98	70 318	18 550	3 976	1 755
7011 pt.	Motels, tourist courts.....	††	††	††	††	79	43 022	10 655	2 224	1 115
7011 pt.	Motor hotels.....	††	††	††	††	19	27 296	7 895	1 752	640
702, 3, 4	Other lodging places.....	††	††	††	††	126	32 455	9 158	2 226	870
703	Trailing parks and camps.....	††	††	††	††	24	6 593	1 671	357	110
7032	Sporting and recreational camps.....	††	††	††	††	23	(D)	(D)	(D)	(D)
7033	Trailing parks and camp sites for transients.....	††	††	††	††	1	(D)	(D)	(D)	(D)
702, 4	Rooming, boarding, and membership lodging.....	††	††	††	††	102	25 862	7 487	1 869	760
702	Rooming and boarding houses.....	††	††	††	††	92	20 216	5 752	1 429	624
704	Organization hotels and lodging houses, on membership basis.....	††	††	††	††	10	5 646	1 735	440	136
72	Personal services	††	††	††	††	5 461	876 983	299 007	72 553	31 151
721	Laundry, cleaning, and garment services.....	††	††	††	††	2 062	377 201	131 939	31 503	12 832
7215	Coin-operated laundries and dry cleaning.....	††	††	††	††	389	26 077	5 822	1 350	774
7215 pt.	Coin-operated laundries and dry-cleaning stores.....	††	††	††	††	332	19 187	4 299	1 004	629
7215 pt.	Coin-operated laundry machine routes.....	††	††	††	††	57	6 890	1 523	346	145
721 ex.	Other laundry, cleaning, and garment services.....	††	††	††	††	1 673	351 124	126 117	30 153	12 058
7215	Power laundries, family and commercial*.....	††	††	††	††	92	34 380	15 888	3 952	1 610
7216	Dry-cleaning plants, except rug cleaning*.....	††	††	††	††	1 058	107 213	39 858	9 331	4 578
Other 721	Laundry and cleaning services, n.e.c.*.....	††	††	††	††	523	209 531	70 371	16 870	5 870
7212	Garment pressing and agents for laundries and dry cleaners.....	††	††	††	††	222	19 446	5 884	1 429	739
7213	Linen supply*.....	††	††	††	††	56	100 736	32 629	7 571	2 643
7217	Carpet and upholstery cleaning.....	††	††	††	††	77	24 990	8 542	1 990	647
7218	Industrial laundries*.....	††	††	††	††	31	40 215	14 619	3 763	1 029
7214, 9	Other laundry, garment services, including diaper*.....	††	††	††	††	137	24 144	8 697	2 117	812
7214	Diaper service*.....	††	††	††	††	2	(D)	(D)	(D)	(D)
7219	Laundry and garment services, n.e.c.....	††	††	††	††	135	(D)	(D)	(D)	(D)
722	Photographic studios, portrait.....	††	††	††	††	138	30 532	7 908	1 925	746
723, 4	Beauty and barber shops.....	††	††	††	††	2 185	162 975	72 089	17 547	8 737
723	Beauty shops.....	††	††	††	††	1 722	143 400	62 781	15 318	7 496
724	Barber shops.....	††	††	††	††	463	19 575	9 308	2 229	1 241
725	Shoe repair, shoe shine, and hat-cleaning shops.....	††	††	††	††	179	11 361	3 745	922	486
726	Funeral service and crematories.....	††	††	††	††	414	142 609	32 848	8 013	1 961
729	Miscellaneous personal services.....	††	††	††	††	483	152 305	50 478	12 643	6 389
729 pt.	Reducing salons and health clubs, except resorts.....	††	††	††	††	96	48 739	14 722	3 225	1 955
729 pt.	Tax preparation services.....	††	††	††	††	88	13 285	5 711	2 155	1 744
729 pt.	Other personal services, n.e.c.....	††	††	††	††	299	90 281	30 045	7 263	2 690
73	Business services	††	††	††	††	11 979	10 325 351	4 279 101	1 052 512	248 323
731	Advertising.....	††	††	††	††	1 158	2 336 610	1 042 423	271 081	35 812
7311	Advertising agencies.....	††	††	††	††	876	1 924 223	876 570	230 508	29 266
7312	Outdoor advertising services.....	††	††	††	††	37	30 583	6 945	1 619	324
7313	Radio, TV, publishers' advertising representatives.....	††	††	††	††	133	224 290	107 082	25 535	6 346
7319	Advertising, n.e.c.....	††	††	††	††	112	157 514	51 826	13 419	2 576
734	Services to dwellings and other buildings.....	††	††	††	††	727	791 446	509 692	119 035	39 813
7341	Window cleaning.....	††	††	††	††	53	13 590	8 316	1 789	484
7342	Disinfecting and exterminating services.....	††	††	††	††	163	34 022	13 927	3 262	944
7349	Cleaning and maintenance services, n.e.c.....	††	††	††	††	511	743 834	487 449	113 984	38 385
737	Computer and data processing services.....	††	††	††	††	858	1 168 335	363 075	88 583	14 588
7372	Computer programming and other software services.....	††	††	††	††	379	378 419	154 439	37 769	5 487
7374	Data processing services.....	††	††	††	††	246	487 104	150 295	36 843	6 864
7374 pt.	Data processing services, except facilities management.....	††	††	††	††	237	479 429	147 155	36 183	6 729
7374 pt.	Computer facilities management.....	††	††	††	††	9	7 675	3 130	660	135
7379	Computer related services, n.e.c.....	††	††	††	††	233	302 812	58 351	13 971	2 237
7392	Management, consulting, and public relations services.....	††	††	††	††	2 699	1 763 807	726 253	174 881	31 427
7392 pt.	Management and administrative services.....	††	††	††	††	312	360 742	157 506	39 071	7 172
7392 pt.	Public relations services.....	††	††	††	††	517	276 998	119 238	28 789	4 908
7392 pt.	Management consulting services.....	††	††	††	††	1 039	591 919	281 124	64 398	11 316
7392 pt.	Economic and sociological research.....	††	††	††	††	380	383 377	109 918	28 323	5 399
7392 pt.	Consulting services, n.e.c.....	††	††	††	††	451	150 771	58 467	14 300	2 632
7394	Equipment rental and leasing services.....	††	††	††	††	334	413 561	69 570	16 803	3 265
7394 pt.	Equipment rental.....	††	††	††	††	188	119 002	30 668	7 459	1 690
7394 pt.	Equipment leasing, except finance leasing.....	††	††	††	††	84	252 533	30 319	7 346	1 219
7394 pt.	Leasing and rental of heavy construction equipment without operators.....	††	††	††	††	40	25 947	6 078	1 353	243
7394 pt.	Rental of heavy construction equipment with operators.....	††	††	††	††	22	16 079	2 505	645	113

Table 7. Summary Statistics for Firms Subject to Federal Income Tax for Places With 300 Establishments or More: 1982—Con.

[For meaning of abbreviations and symbols, see introductory text. For explanation of terms and comparability of 1977 and 1982 censuses, see appendix A. For information on geographic areas followed by Δ, see appendix F]

SIC code	Geographic area and kind of business or operation	All establishments				Establishments with payroll				
		Number	Receipts (\$1,000)	Unincorporated businesses or operations		Number	Receipts (\$1,000)	Annual payroll (\$1,000)	First quarter payroll (\$1,000)	Paid employees for pay period including March 12 (number)
				Individual proprietorships (number)	Partnerships (number)					
	NEW YORK—Con.									
73	Business services—Con.									
Other 73	Other business services	††	††	††	††	6 203	3 851 592	1 568 088	382 129	123 418
732	Credit reporting, collection agencies	143	176 633	61 640	15 801	2 642
732 pt.	Adjustment and collection agencies	115	(D)	(D)	(D)	(D)
732 pt.	Mercantile reporting agencies	15	(D)	(D)	(D)	(D)
732 pt.	Consumer credit reporting agencies	13	9 219	2 888	717	233
7331	Direct mail advertising services	178	192 251	62 819	16 447	3 910
7332	Blueprinting and photocopying services	129	91 063	27 990	7 055	1 700
7333	Commercial photography, art, and graphics	1 459	597 464	188 390	45 514	8 147
7333 pt.	Commercial photography	499	170 536	54 631	12 594	2 720
7333 pt.	Commercial art	348	118 825	38 883	9 228	1 636
7333 pt.	Graphic arts and related design and commercial photography, n.e.c.	612	308 103	94 876	23 692	3 791
7339	Stenographic services; and reproduction services, n.e.c.	181	66 185	22 996	5 406	1 620
736	Personnel supply services	1 042	653 978	407 158	101 693	43 534
7361	Employment agencies	752	233 583	124 287	31 908	8 331
7362	Help supply services	280	409 789	276 168	68 448	34 951
7362 pt.	Office help supply services	136	198 212	142 267	36 391	20 851
7362 pt.	Help supply, except office workers	144	211 577	133 901	32 057	14 100
7369	Facilities management services	10	10 606	6 703	1 337	252
7391	Research and development laboratories	37	21 102	8 478	2 066	337
7397	Testing laboratories and facilities	57	27 364	10 759	2 887	644
7393	Detective agencies and protective services	380	392 726	226 234	53 234	23 390
7393 pt.	Detective agencies and guard services	299	262 398	171 790	40 530	20 406
7393 pt.	Armored car services	13	43 974	19 599	4 571	1 255
7393 pt.	Burglar and fire alarm systems	68	86 354	34 845	8 133	1 729
7395	Photofinishing laboratories*	254	169 537	56 474	13 584	3 793
7399 pt.	Sign painting shops	48	7 279	2 356	492	158
7399 pt.	Interior designing	329	148 711	46 305	11 785	1 938
7399 pt.	Telephone answering services	171	48 500	20 738	4 969	1 953
735, 7396, 7399 pt.	Other business services, n.e.c.	1 795	1 258 799	425 751	101 196	29 652
735	News syndicates	60	243 221	64 886	15 269	2 393
7396	Trading stamp services (sales offices)	-	-	-	-	-
7399 pt.	Water softening services	19	8 924	3 467	987	219
7399 pt.	Packaging and labeling services	79	31 434	12 585	2 991	1 757
7399 pt.	Miscellaneous business services, n.e.c.	1 637	975 220	344 813	81 949	25 283
75	Automotive repair, services, and garages	††	††	††	††	3 106	977 576	215 632	50 599	16 205
751	Automotive rental and leasing, without drivers	††	††	††	††	219	391 094	54 902	13 351	3 171
7512 pt.	Passenger car rental, without drivers	91	161 419	27 858	6 413	1 657
7512 pt.	Passenger car leasing, except finance leasing	39	123 149	7 807	1 944	441
7513 pt.	Truck rental, without drivers	37	(D)	(D)	(D)	(D)
7513 pt.	Truck leasing, except finance leasing	48	80 387	14 638	3 985	733
7519	Utility trailer and recreational vehicle rental	4	(D)	(D)	(D)	(D)
752	Automobile parking	††	††	††	††	867	263 117	66 069	15 373	5 135
7523	Parking lots	332	78 997	16 779	3 838	1 591
7525	Parking structures	535	184 120	49 290	11 535	3 544
753	Automotive repair shops	††	††	††	††	1 818	303 183	88 688	20 438	7 172
7538	General automotive repair shops	††	††	††	††	836	120 716	34 262	7 933	2 772
7538 pt.	General automotive repair shops, except diesel	812	111 609	31 430	7 285	2 596
7538 pt.	Diesel repair shops	24	9 107	2 832	648	176
7531	Top and body repair shops	††	††	††	††	544	83 236	24 626	5 764	2 121
7534, 5, 9	Other automotive repair shops	††	††	††	††	438	99 231	29 800	6 741	2 279
7534	Tire retreading and repair shops	22	6 231	1 764	408	144
7535	Paint shops	30	9 706	3 256	609	222
7539 pt.	Auto electrical and fuel system services	37	4 388	1 600	395	138
7539 pt.	Radiator repair	33	6 947	2 094	471	196
7539 pt.	Glass replacement and repair	59	14 040	3 228	749	271
7539 pt.	Brake, front end, and wheel alignment	84	21 802	6 858	1 573	483
7539 pt.	Exhaust system services (muffler shops)	40	10 934	2 949	655	186
7539 pt.	Transmission repair shops	121	23 664	7 598	1 775	597
7539 pt.	Other automotive repair shops, n.e.c.	12	1 519	453	106	42
754	Automotive services, except repair	††	††	††	††	202	20 182	5 973	1 437	727
7542	Car washes	112	11 179	3 375	813	464
7549	Other automotive services	90	9 003	2 598	624	263
76	Miscellaneous repair services	††	††	††	††	1 491	460 949	171 509	40 728	10 359
762	Electrical and electronic repair shops	††	††	††	††	480	140 660	49 771	11 710	3 001
7622	Radio and TV repair shops	201	48 278	16 412	4 133	1 192
7623, 9	Other electrical and electronic repair shops	279	92 382	33 359	7 577	1 809
7623	Refrigeration and air-conditioning repair shops	135	50 970	18 540	4 055	917
7629	Electrical and electronic repair shops, n.e.c.	144	41 412	14 819	3 522	892
764	Reupholstery and furniture repair	††	††	††	††	197	34 251	13 384	3 107	1 015

Table 7. Summary Statistics for Firms Subject to Federal Income Tax for Places With 300 Establishments or More: 1982—Con.

[For meaning of abbreviations and symbols, see introductory text. For explanation of terms and comparability of 1977 and 1982 censuses, see appendix A. For information on geographic areas followed by Δ, see appendix F.]

SIC code	Geographic area and kind of business or operation	All establishments				Establishments with payroll				
		Number	Receipts (\$1,000)	Unincorporated businesses or operations		Number	Receipts (\$1,000)	Annual payroll (\$1,000)	First quarter payroll (\$1,000)	Paid employees for pay period including March 12 (number)
				Individual proprietorships (number)	Partnerships (number)					
	NEW YORK—Con.									
76	Miscellaneous repair services—Con.									
763, 9	Other repair shops and related services.....	††	††	††	††	814	286 038	108 354	25 911	6 343
763	Watch, clock, and jewelry repair.....	95	19 199	7 257	1 808	533
769	Miscellaneous repair and related services.....	719	266 839	101 097	24 103	5 810
7692	Welding repair.....	61	29 373	11 259	2 633	746
7694	Armature rewinding shops.....	42	14 359	5 182	1 237	318
7699	Repair shops and related services, n.e.c.....	616	223 107	84 656	20 233	4 746
7699 pt.	Farm machinery and equipment repair shops.....	6	519	154	27	8
7699 pt.	Lawnmower, saw, knife, tool sharpening and repair.....	15	4 030	1 319	326	68
7699 pt.	Sewer and septic tank cleaning services.....	32	7 195	3 043	714	201
7699 pt.	Other repair and related services, n.e.c.....	563	211 363	80 140	19 166	4 469
78, 79	Amusement and recreation services, including motion pictures..	††	††	††	††	3 688	3 678 286	832 796	201 787	42 415
781, 2	Motion picture production, distribution, and services.....	††	††	††	††	1 305	1 888 420	333 647	80 748	13 547
7813	Motion picture production, except for TV.....	289	138 201	34 580	9 102	1 671
7814	Motion picture, tape production for TV.....	374	387 025	98 515	24 133	4 262
7819	Services allied to motion picture production.....	424	333 533	109 460	26 026	4 044
7823	Motion picture film exchanges.....	115	281 078	33 110	7 485	1 469
7824	Film or tape distribution for TV.....	62	736 973	53 733	13 012	1 862
7829	Services allied to motion picture distribution.....	41	11 610	4 249	990	239
783	Motion picture theaters.....	††	††	††	††	263	220 263	42 256	10 493	4 669
7832	Motion picture theaters, except drive-in.....	259	219 718	42 131	10 470	4 662
7833	Drive-in motion picture theaters.....	4	545	125	23	7
792	Producers, orchestras, and entertainers.....	††	††	††	††	1 223	1 119 227	315 730	80 043	15 925
7922	Theatrical producers (except motion picture) and miscellaneous theatrical services.....	771	870 597	236 342	62 197	10 198
7922 pt.	Producers of live theatrical productions.....	242	365 981	105 081	27 540	4 402
7922 pt.	Producers of radio and TV shows, except tape.....	83	76 148	23 283	7 341	785
7922 pt.	Artists' and entertainers' managers or agents, concert bureaus, booking agents.....	260	174 852	60 223	15 107	2 320
7922 pt.	Other theatrical services.....	186	253 616	47 755	12 209	2 691
7929	Bands, orchestras, actors, and other entertainers and entertainment groups.....	452	248 630	79 388	17 846	5 727
7929 pt.	Dance groups and artists.....	17	6 161	1 955	398	171
7929 pt.	Symphony orchestras, opera companies, and chamber music organizations.....	10	2 846	1 161	236	25
7929 pt.	Other music and entertainment presentations.....	425	239 623	76 272	17 212	5 531
793	Bowling alleys and billiards and pool establishments.....	††	††	††	††	112	31 379	9 084	2 391	1 208
7932	Billiard and pool establishments.....	21	1 454	442	110	58
7933	Bowling alleys.....	91	29 925	8 642	2 281	1 150
79 ex. 792, 3	Commercial sports and other amusement and recreation services ..	††	††	††	††	785	418 997	132 079	28 112	7 066
794	Commercial sports.....	††	††	††	††	58	248 460	80 456	17 340	2 424
7941	Professional sports clubs, managers, promoters.....	25	(D)	(D)	(D)	(D)
7941 pt.	Baseball clubs.....	2	(D)	(D)	(D)	(D)
7941 pt.	Football clubs.....	1	(D)	(D)	(D)	(D)
7941 pt.	Other professional sports clubs.....	5	(D)	(D)	(D)	(D)
7941 pt.	Managers and promoters.....	17	59 083	16 716	4 076	506
7948	Racing, including track operation.....	††	††	††	††	33	(D)	(D)	(D)	(D)
7948 pt.	Auto race track operation.....	1	(D)	(D)	(D)	(D)
7948 pt.	Horse race track operation.....	1	(D)	(D)	(D)	(D)
7948 pt.	Dog race track operation.....	-	-	-	-	-
7948 pt.	Racing stables and racing, n.e.c.....	31	5 503	1 796	357	107
79 ex. 792, 3, 4	Other amusement and recreation services.....	††	††	††	††	727	170 537	51 623	10 772	4 642
791	Dance halls, studios, and schools.....	151	16 988	6 457	1 637	820
791 pt.	Public dance halls or ballrooms.....	12	790	276	84	55
791 pt.	Dance schools, including children's and professionals'.....	139	16 198	6 181	1 553	765
7992	Public golf courses.....	10	2 907	721	80	32
7993	Coin-operated amusement device operators.....	89	20 764	5 669	1 258	420
7996	Amusement parks.....	15	3 458	1 267	102	51
7997	Membership sports and recreation clubs.....	148	38 412	10 589	2 060	1 288
7999	Amusement and recreation services, n.e.c.....	314	88 008	26 920	5 635	2 031
7999 pt.	Concession operators of amusement devices, rides.....	20	(D)	(D)	(D)	(D)
7999 pt.	Carnivals, circuses, and fairs.....	4	(D)	(D)	(D)	(D)
7999 pt.	Carnivals and circuses.....	3	(D)	(D)	(D)	(D)
7999 pt.	Fairs.....	1	(D)	(D)	(D)	(D)
7999 pt.	Other commercial recreation and amusements.....	290	79 424	24 158	5 047	1 910
7999 pt.	Commercial museums, art galleries, and botanical and zoological gardens.....	1	(D)	(D)	(D)	(D)
7999 pt.	Roller skating rinks.....	18	9 061	2 497	694	429
7999 pt.	Ice skating rinks.....	4	(D)	(D)	(D)	(D)
7999 pt.	Other amusement and recreation services, n.e.c.....	267	68 232	20 975	4 170	1 380
80, ex. 806	Health services, except hospitals.....	††	††	††	††	10 420	2 579 118	1 054 848	250 060	57 029
801	Offices of physicians.....	††	††	††	††	5 810	1 266 325	531 602	128 261	18 214
802	Offices of dentists.....	††	††	††	††	2 928	446 345	140 271	32 301	9 538
803	Offices of osteopathic physicians.....	††	††	††	††	59	11 636	5 067	1 154	248
8041	Offices of chiropractors.....	††	††	††	††	153	16 788	3 990	866	366
8042	Offices of optometrists.....	††	††	††	††	215	33 045	9 345	2 069	702
805	Nursing and personal care facilities.....	††	††	††	††	99	442 356	220 973	52 837	15 143
8051	Skilled nursing care facilities.....	74	382 890	194 190	46 295	12 715
8059	Nursing and personal care facilities, n.e.c.....	25	59 466	26 783	6 542	2 428

Table 7. Summary Statistics for Firms Subject to Federal Income Tax for Places With 300 Establishments or More: 1982—Con.

[For meaning of abbreviations and symbols, see introductory text. For explanation of terms and comparability of 1977 and 1982 censuses, see appendix A. For information on geographic areas followed by Δ, see appendix F]

SIC code	Geographic area and kind of business or operation	All establishments				Establishments with payroll				
		Number	Receipts (\$1,000)	Unincorporated businesses or operations		Number	Receipts (\$1,000)	Annual payroll (\$1,000)	First quarter payroll (\$1,000)	Paid employees for pay period including March 12 (number)
				Individual proprietorships (number)	Partnerships (number)					
NEW YORK—Con.										
80, ex. 806	Health services, except hospitals—Con.									
8049, 807, 8, 9	Other health services	††	††	††	††	1 156	362 623	143 600	32 572	12 818
807	Medical and dental laboratories	††	††	††	††	412	117 905	48 180	11 512	3 326
8071	Medical laboratories	††	††	††	††	131	54 017	19 260	4 590	1 359
8072	Dental laboratories	††	††	††	††	281	63 888	28 920	6 922	1 967
8049, 808, 9	Other health services, n.e.c.	††	††	††	††	744	244 718	95 420	21 060	9 492
8049	Offices of health practitioners, n.e.c.	**	**	**	**	501	67 734	25 777	6 090	1 620
808	Outpatient care facilities	**	**	**	**	114	80 201	26 446	5 970	1 951
809	Health and allied services, n.e.c.	**	**	**	**	129	96 783	43 197	9 000	5 921
81	Legal services.....	††	††	††	††	4 611	3 772 549	1 257 540	290 318	46 989
823, 4, 9	Selected educational services.....	††	††	††	††	413	217 087	75 971	17 696	5 372
823	Libraries and information centers	**	**	**	**	7	2 709	1 166	295	83
824	Correspondence schools and vocational schools.....	**	**	**	**	133	134 599	48 676	11 290	3 144
8241	Correspondence schools	**	**	**	**	7	3 165	589	136	48
8243	Data processing schools	**	**	**	**	10	21 754	8 915	2 230	468
8244	Business and secretarial schools	**	**	**	**	41	51 327	19 196	4 426	1 311
8249	Vocational schools, except vocational high schools, n.e.c.	**	**	**	**	75	58 353	19 976	4 498	1 317
829	Schools and educational services, n.e.c.	**	**	**	**	273	79 779	26 129	6 111	2 145
891	Engineering, architectural, and surveying services	††	††	††	††	1 007	1 918 382	832 397	196 186	27 163
891 pt.	Architectural services	**	**	**	**	426	391 592	142 206	32 423	5 451
891 pt.	Engineering services	**	**	**	**	533	1 510 749	683 218	162 126	21 375
891 pt.	Surveying services	**	**	**	**	48	16 041	6 973	1 637	337
893	Accounting, auditing, and bookkeeping services	††	††	††	††	1 541	1 214 452	498 959	119 638	24 266
83, 892, 9	Social and other services	††	††	††	††	951	302 841	117 075	26 419	9 381
83	Social services	**	**	**	**	455	180 707	69 340	14 993	7 487
835	Child day care services	**	**	**	**	213	38 816	18 338	4 150	2 248
832, 3, 6, 9	Other social services	**	**	**	**	242	141 891	51 002	10 843	5 239
832	Individual and family social services	**	**	**	**	93	49 687	18 767	3 381	2 156
833	Job training and vocational rehabilitation services	**	**	**	**	27	17 537	5 469	1 388	433
836	Residential care	**	**	**	**	58	58 811	20 002	4 472	2 061
839	Social services, n.e.c.	**	**	**	**	64	15 856	6 764	1 602	589
892, 9	Other services	**	**	**	**	496	122 134	47 735	11 426	1 894
892	Noncommercial educational, scientific, and research organizations	**	**	**	**	17	5 951	2 570	611	121
899	Services, n.e.c.	**	**	**	**	479	116 183	45 165	10 815	1 773
NIAGARA FALLS										
	Total.....	††	††	††	††	391	88 588	31 778	7 815	3 101
70	Hotels, motels, and other lodging places	††	††	††	††	28	19 552	4 981	1 070	705
7011	Hotels, motor hotels, and motels	††	††	††	††	28	19 552	4 981	1 070	705
7011 pt.	Hotels	††	††	††	††	7	(D)	(D)	(D)	(D)
7011 pt.	Motels, motor hotels, and tourist courts	††	††	††	††	21	(D)	(D)	(D)	(D)
702, 3, 4	Other lodging places	††	††	††	††	-	-	-	-	-
72	Personal services	††	††	††	††	52	5 438	1 716	422	229
721	Laundry, cleaning, and garment services	††	††	††	††	16	2 688	917	240	117
7215	Coin-operated laundries and dry cleaning	††	††	††	††	5	261	55	12	13
721 ex. 7215	Other laundry, cleaning, and garment services	††	††	††	††	11	2 427	862	228	104
7211	Power laundries, family and commercial*	**	**	**	**	-	-	-	-	-
7216	Dry-cleaning plants, except rug cleaning*	**	**	**	**	8	(D)	(D)	(D)	(D)
Other 721	Laundry and cleaning services, n.e.c.*	**	**	**	**	3	(D)	(D)	(D)	(D)
722	Photographic studios, portrait	††	††	††	††	4	(D)	(D)	(D)	(D)
723, 4	Beauty and barber shops.....	††	††	††	††	22	1 041	356	72	50
723	Beauty shops	††	††	††	††	21	(D)	(D)	(D)	(D)
724	Barber shops	††	††	††	††	1	(D)	(D)	(D)	(D)
725	Shoe repair, shoe shine, and hat-cleaning shops	††	††	††	††	-	-	-	-	-
726	Funeral service and crematories	††	††	††	††	5	1 229	315	81	25
729	Miscellaneous personal services	††	††	††	††	5	(D)	(D)	(D)	(D)
73	Business services	††	††	††	††	45	11 520	5 640	1 443	647
731	Advertising	††	††	††	††	-	(D)	(D)	(D)	(D)
734	Services to dwellings and other buildings	††	††	††	††	8	(D)	(D)	(D)	(D)
737	Computer and data processing services	††	††	††	††	2	(D)	(D)	(D)	(D)
7392	Management, consulting, and public relations services	††	††	††	††	6	(D)	(D)	(D)	(D)
7394	Equipment rental and leasing services	††	††	††	††	7	1 415	307	74	18
Other 73	Other business services	††	††	††	††	22	5 109	3 281	816	499

Table 7. Summary Statistics for Firms Subject to Federal Income Tax for Places With 300 Establishments or More: 1982—Con.

[For meaning of abbreviations and symbols, see introductory text. For explanation of terms and comparability of 1977 and 1982 censuses, see appendix A. For information on geographic areas followed by Δ, see appendix F]

SIC code	Geographic area and kind of business or operation	All establishments				Establishments with payroll				
		Number	Receipts (\$1,000)	Unincorporated businesses or operations		Number	Receipts (\$1,000)	Annual payroll (\$1,000)	First quarter payroll (\$1,000)	Paid employees for pay period including March 12 (number)
				Individual proprietorships (number)	Partnerships (number)					
NIAGARA FALLS—Con.										
75	Automotive repair, services, and garages.....	††	††	††	††	32	5 309	1 344	307	118
751	Automotive rental and leasing, without drivers	††	††	††	††	2	(D)	(D)	(D)	(D)
752	Automobile parking	††	††	††	††	2	(D)	(D)	(D)	(D)
753	Automotive repair shops.....	††	††	††	††	23	3 910	969	222	78
7538	General automotive repair shops	††	††	††	††	10	1 804	449	100	33
7531	Top and body repair shops	††	††	††	††	5	(D)	(D)	(D)	(D)
7534, 5, 9	Other automotive repair shops	††	††	††	††	8	(D)	(D)	(D)	(D)
754	Automotive services, except repair	††	††	††	††	5	(D)	(D)	(D)	(D)
76	Miscellaneous repair services	††	††	††	††	16	1 510	386	82	32
762	Electrical and electronic repair shops	††	††	††	††	5	428	124	30	14
7622	Radio and TV repair shops	††	††	††	††	2	(D)	(D)	(D)	(D)
7623, 9	Other electrical and electronic repair shops	††	††	††	††	3	(D)	(D)	(D)	(D)
764	Reupholstery and furniture repair	††	††	††	††	3	147	22	5	3
763, 9	Other repair shops and related services.....	††	††	††	††	8	935	240	47	15
78, 79	Amusement and recreation services, including motion pictures.....	††	††	††	††	14	3 625	1 101	281	177
781, 2	Motion picture production, distribution, and services	††	††	††	††	1	(D)	(D)	(D)	(D)
783	Motion picture theaters.....	††	††	††	††	2	(D)	(D)	(D)	(D)
792	Producers, orchestras, and entertainers	††	††	††	††	-	(D)	(D)	(D)	(D)
793	Bowling alleys and billiards and pool establishments	††	††	††	††	4	(D)	(D)	(D)	(D)
79 ex. 792, 3	Commercial sports and other amusement and recreation services	††	††	††	††	7	1 563	501	99	68
80, ex. 806	Health services, except hospitals	††	††	††	††	124	27 522	12 727	3 172	850
801	Offices of physicians	††	††	††	††	67	17 120	8 809	2 246	379
802	Offices of dentists	††	††	††	††	36	4 177	1 101	259	146
803	Offices of osteopathic physicians	††	††	††	††	1	(D)	(D)	(D)	(D)
8041	Offices of chiropractors	††	††	††	††	1	(D)	(D)	(D)	(D)
8042	Offices of optometrists	††	††	††	††	4	(D)	(D)	(D)	(D)
805	Nursing and personal care facilities.....	††	††	††	††	2	(D)	(D)	(D)	(D)
8049, 807, 8, 9	Other health services	††	††	††	††	13	1 462	671	160	50
81	Legal services.....	††	††	††	††	48	5 195	1 386	378	147
823, 4, 9	Selected educational services.....	††	††	††	††	3	(D)	(D)	(D)	(D)
891	Engineering, architectural, and surveying services	††	††	††	††	10	6 255	1 556	440	86
893	Accounting, auditing, and bookkeeping services	††	††	††	††	15	1 701	595	140	51
83, 892, 9	Social and other services.....	††	††	††	††	4	(D)	(D)	(D)	(D)
83	Social services	††	††	††	††	4	(D)	(D)	(D)	(D)
892, 9	Other services	††	††	††	††	-	-	-	-	-
POUGHKEEPSIE										
Total.....		††	††	††	††	371	103 804	41 656	9 898	3 646
70	Hotels, motels, and other lodging places	††	††	††	††	6	7 554	1 610	315	224
7011	Hotels, motor hotels, and motels	††	††	††	††	5	(D)	(D)	(D)	(D)
7011 pt.	Hotels	††	††	††	††	2	(D)	(D)	(D)	(D)
7011 pt.	Motels, motor hotels, and tourist courts	††	††	††	††	3	(D)	(D)	(D)	(D)
702, 3, 4	Other lodging places	††	††	††	††	1	(D)	(D)	(D)	(D)
72	Personal services	††	††	††	††	41	5 492	1 983	516	289
721	Laundry, cleaning, and garment services	††	††	††	††	12	2 478	744	186	73
7215	Coin-operated laundries and dry cleaning	††	††	††	††	2	(D)	(D)	(D)	(D)
721 ex. 7215	Other laundry, cleaning, and garment services	††	††	††	††	10	(D)	(D)	(D)	(D)
7211	Power laundries, family and commercial*	††	††	††	††	1	(D)	(D)	(D)	(D)
7216	Dry-cleaning plants, except rug cleaning*	††	††	††	††	5	668	174	43	25
Other 721	Laundry and cleaning services, n.e.c.*	††	††	††	††	4	(D)	(D)	(D)	(D)
722	Photographic studios, portrait	††	††	††	††	-	-	-	-	-
723, 4	Beauty and barber shops.....	††	††	††	††	21	1 802	832	182	125
723	Beauty shops	††	††	††	††	19	(D)	(D)	(D)	(D)
724	Barber shops	††	††	††	††	2	(D)	(D)	(D)	(D)
725	Shoe repair, shoe shine, and hat-cleaning shops.....	††	††	††	††	-	-	-	-	-
726	Funeral service and crematories	††	††	††	††	4	(D)	(D)	(D)	(D)
729	Miscellaneous personal services	††	††	††	††	4	(D)	(D)	(D)	(D)
73	Business services	††	††	††	††	53	19 000	10 149	2 827	1 134
731	Advertising.....	††	††	††	††	6	(D)	(D)	(D)	(D)
734	Services to dwellings and other buildings	††	††	††	††	12	6 765	4 875	1 545	638
737	Computer and data processing services.....	††	††	††	††	6	(D)	(D)	(D)	(D)
7392	Management, consulting, and public relations services	††	††	††	††	7	(D)	(D)	(D)	(D)
7394	Equipment rental and leasing services	††	††	††	††	3	(D)	(D)	(D)	(D)
Other 73	Other business services	††	††	††	††	19	7 470	3 426	800	374

Table 7. Summary Statistics for Firms Subject to Federal Income Tax for Places With 300 Establishments or More: 1982—Con.

[For meaning of abbreviations and symbols, see introductory text. For explanation of terms and comparability of 1977 and 1982 censuses, see appendix A. For information on geographic areas followed by Δ, see appendix F]

SIC code	Geographic area and kind of business or operation	All establishments				Establishments with payroll				
		Number	Receipts (\$1,000)	Unincorporated businesses or operations		Number	Receipts (\$1,000)	Annual payroll (\$1,000)	First quarter payroll (\$1,000)	Paid employees for pay period including March 12 (number)
				Individual proprietorships (number)	Partnerships (number)					
POUGHKEEPSIE—Con.										
75	Automotive repair, services, and garages -----	††	††	††	††	29	8 300	2 214	488	172
751	Automotive rental and leasing, without drivers -----	††	††	††	††	2	(D)	(D)	(D)	(D)
752	Automobile parking -----	††	††	††	††	1	(D)	(D)	(D)	(D)
753	Automotive repair shops -----	††	††	††	††	22	(D)	(D)	(D)	(D)
7538	General automotive repair shops -----	††	††	††	††	11	1 235	292	67	25
7531	Top and body repair shops -----	††	††	††	††	6	1 068	360	82	25
7534, 5, 9	Other automotive repair shops -----	††	††	††	††	5	(D)	(D)	(D)	(D)
754	Automotive services, except repair -----	††	††	††	††	4	211	61	15	10
76	Miscellaneous repair services -----	††	††	††	††	10	1 169	361	80	26
762	Electrical and electronic repair shops -----	††	††	††	††	2	(D)	(D)	(D)	(D)
7622	Radio and TV repair shops -----	††	††	††	††	-	-	-	-	-
7623, 9	Other electrical and electronic repair shops -----	††	††	††	††	2	(D)	(D)	(D)	(D)
764	Reupholstery and furniture repair -----	††	††	††	††	1	(D)	(D)	(D)	(D)
763, 9	Other repair shops and related services -----	††	††	††	††	7	979	306	65	21
78, 79	Amusement and recreation services, including motion pictures -----	††	††	††	††	18	3 107	849	196	121
781, 2	Motion picture production, distribution, and services -----	††	††	††	††	-	-	-	-	-
783	Motion picture theaters -----	††	††	††	††	4	(D)	(D)	(D)	(D)
792	Producers, orchestras, and entertainers -----	††	††	††	††	-	-	-	-	-
793	Bowling alleys and billiards and pool establishments -----	††	††	††	††	2	(D)	(D)	(D)	(D)
79 ex. 792, 3	Commercial sports and other amusement and recreation services -----	††	††	††	††	12	1 816	579	138	84
80, ex. 806	Health services, except hospitals -----	††	††	††	††	118	37 500	17 267	4 036	1 161
801	Offices of physicians -----	††	††	††	††	64	21 160	10 509	2 519	308
802	Offices of dentists -----	††	††	††	††	35	5 386	1 662	435	143
803	Offices of osteopathic physicians -----	††	††	††	††	-	-	-	-	-
8041	Offices of chiropractors -----	††	††	††	††	1	(D)	(D)	(D)	(D)
8042	Offices of optometrists -----	††	††	††	††	6	(D)	(D)	(D)	(D)
805	Nursing and personal care facilities -----	††	††	††	††	3	(D)	(D)	(D)	(D)
8049, 807, 8, 9	Other health services -----	††	††	††	††	9	(D)	(D)	(D)	(D)
81	Legal services -----	††	††	††	††	67	15 116	4 686	837	270
823, 4, 9	Selected educational services -----	††	††	††	††	3	(D)	(D)	(D)	(D)
891	Engineering, architectural, and surveying services -----	††	††	††	††	9	(D)	(D)	(D)	(D)
893	Accounting, auditing, and bookkeeping services -----	††	††	††	††	11	1 530	610	127	36
83, 892, 9	Social and other services -----	††	††	††	††	6	1 342	674	155	132
83	Social services -----	††	††	††	††	4	(D)	(D)	(D)	(D)
892, 9	Other services -----	††	††	††	††	2	(D)	(D)	(D)	(D)
ROCHESTER										
	Total -----	††	††	††	††	1 771	701 091	278 448	66 284	20 478
70	Hotels, motels, and other lodging places -----	††	††	††	††	13	19 689	6 508	1 508	881
7011	Hotels, motor hotels, and motels -----	††	††	††	††	12	(D)	(D)	(D)	(D)
7011 pt.	Hotels -----	††	††	††	††	5	(D)	(D)	(D)	(D)
7011 pt.	Motels, motor hotels, and tourist courts -----	††	††	††	††	7	(D)	(D)	(D)	(D)
702, 3, 4	Other lodging places -----	††	††	††	††	1	(D)	(D)	(D)	(D)
72	Personal services -----	††	††	††	††	195	56 143	21 329	5 025	2 007
721	Laundry, cleaning, and garment services -----	††	††	††	††	58	33 220	12 175	2 830	1 166
7215	Coin-operated laundries and dry cleaning -----	††	††	††	††	12	2 676	659	169	69
721 ex. 7215	Other laundry, cleaning, and garment services -----	††	††	††	††	46	30 544	11 516	2 661	1 097
7211	Power laundries, family and commercial* -----	††	††	††	††	2	(D)	(D)	(D)	(D)
7216	Dry-cleaning plants, except rug cleaning* -----	††	††	††	††	24	7 840	3 324	753	433
Other 721	Laundry and cleaning services, n.e.c.* -----	††	††	††	††	20	(D)	(D)	(D)	(D)
722	Photographic studios, portrait -----	††	††	††	††	11	2 025	561	133	48
723, 4	Beauty and barber shops -----	††	††	††	††	72	7 069	3 038	695	277
723	Beauty shops -----	††	††	††	††	59	6 553	2 831	646	251
724	Barber shops -----	††	††	††	††	13	516	207	49	26
725	Shoe repair, shoe shine, and hat-cleaning shops -----	††	††	††	††	3	(D)	(D)	(D)	(D)
726	Funeral service and crematories -----	††	††	††	††	25	6 098	1 636	412	80
729	Miscellaneous personal services -----	††	††	††	††	26	(D)	(D)	(D)	(D)
73	Business services -----	††	††	††	††	313	226 408	101 006	25 098	8 111
731	Advertising -----	††	††	††	††	24	10 992	5 247	1 216	218
734	Services to dwellings and other buildings -----	††	††	††	††	31	11 348	6 417	1 604	1 046
737	Computer and data processing services -----	††	††	††	††	37	39 278	14 371	3 477	636
7392	Management, consulting, and public relations services -----	††	††	††	††	34	14 228	5 076	1 142	312
7394	Equipment rental and leasing services -----	††	††	††	††	16	7 182	2 147	485	161
Other 73	Other business services -----	††	††	††	††	171	143 380	67 748	17 174	5 738

Table 7. Summary Statistics for Firms Subject to Federal Income Tax for Places With 300 Establishments or More: 1982—Con.

[For meaning of abbreviations and symbols, see introductory text. For explanation of terms and comparability of 1977 and 1982 censuses, see appendix A. For information on geographic areas followed by Δ, see appendix F.]

SIC code	Geographic area and kind of business or operation	All establishments				Establishments with payroll				
		Number	Receipts (\$1,000)	Unincorporated businesses or operations		Number	Receipts (\$1,000)	Annual payroll (\$1,000)	First quarter payroll (\$1,000)	Paid employees for pay period including March 12 (number)
				Individual proprietorships (number)	Partnerships (number)					
ROCHESTER—Con.										
75	Automotive repair, services, and garages	††	††	††	††	174	49 569	11 490	2 634	859
751	Automotive rental and leasing, without drivers	††	††	††	††	5	14 773	2 786	692	160
752	Automobile parking	††	††	††	††	44	(D)	(D)	(D)	(D)
753	Automotive repair shops	††	††	††	††	116	26 350	7 279	1 624	525
7538	General automotive repair shops	††	††	††	††	49	8 587	2 210	532	184
7531	Top and body repair shops	††	††	††	††	30	7 259	2 215	485	151
7534, 5, 9	Other automotive repair shops	††	††	††	††	37	10 504	2 854	607	190
754	Automotive services, except repair	††	††	††	††	9	(D)	(D)	(D)	(D)
76	Miscellaneous repair services	††	††	††	††	69	16 826	5 445	1 321	379
762	Electrical and electronic repair shops	††	††	††	††	26	(D)	(D)	(D)	(D)
7622	Radio and TV repair shops	††	††	††	††	9	(D)	(D)	(D)	(D)
7623, 9	Other electrical and electronic repair shops	††	††	††	††	17	3 901	1 338	322	93
764	Reupholstery and furniture repair	††	††	††	††	9	(D)	(D)	(D)	(D)
763, 9	Other repair shops and related services	††	††	††	††	34	10 325	3 040	762	206
78, 79	Amusement and recreation services, including motion pictures	††	††	††	††	63	18 490	5 708	1 314	464
781, 2	Motion picture production, distribution, and services	††	††	††	††	5	901	275	44	9
783	Motion picture theaters	††	††	††	††	7	1 074	285	62	38
792	Producers, orchestras, and entertainers	††	††	††	††	9	3 705	1 082	218	35
793	Bowling alleys and billiards and pool establishments	††	††	††	††	9	2 348	662	162	100
79 ex. 792, 3	Commercial sports and other amusement and recreation services	††	††	††	††	33	10 462	3 404	828	282
80, ex. 806	Health services, except hospitals	††	††	††	††	444	127 926	55 511	12 962	3 366
801	Offices of physicians	††	††	††	††	245	67 095	33 152	7 872	1 071
802	Offices of dentists	††	††	††	††	135	21 524	6 566	1 479	584
803	Offices of osteopathic physicians	††	††	††	††	2	(D)	(D)	(D)	(D)
8041	Offices of chiropractors	††	††	††	††	6	(D)	(D)	(D)	(D)
8042	Offices of optometrists	††	††	††	††	10	2 014	615	173	43
805	Nursing and personal care facilities	††	††	††	††	11	19 655	9 625	2 192	1 133
8049, 807, 8, 9	Other health services	††	††	††	††	35	16 730	5 265	1 177	505
81	Legal services	††	††	††	††	315	95 558	30 884	7 129	1 819
823, 4, 9	Selected educational services	††	††	††	††	12	2 455	988	205	102
891	Engineering, architectural, and surveying services	††	††	††	††	56	27 668	13 932	3 062	659
893	Accounting, auditing, and bookkeeping services	††	††	††	††	80	52 696	22 296	5 252	1 409
83, 892, 9	Social and other services	††	††	††	††	37	7 663	3 351	774	422
83	Social services	**	**	**	**	28	6 647	2 981	726	405
892, 9	Other services	**	**	**	**	9	1 016	370	48	17
ROCKVILLE CENTRE										
	Total	††	††	††	††	451	141 307	63 320	14 993	4 305
70	Hotels, motels, and other lodging places	††	††	††	††	3	(D)	(D)	(D)	(D)
7011	Hotels, motor hotels, and motels	††	††	††	††	3	(D)	(D)	(D)	(D)
7011 pt.	Hotels	††	††	††	††	1	(D)	(D)	(D)	(D)
7011 pt.	Motels, motor hotels, and tourist courts	††	††	††	††	2	(D)	(D)	(D)	(D)
702, 3, 4	Other lodging places	††	††	††	††	-	-	-	-	-
72	Personal services	††	††	††	††	45	25 235	18 795	4 543	1 675
721	Laundry, cleaning, and garment services	††	††	††	††	7	1 059	430	111	62
7215	Coin-operated laundries and dry cleaning	††	††	††	††	1	(D)	(D)	(D)	(D)
721 ex. 7215	Other laundry, cleaning, and garment services	††	††	††	††	6	(D)	(D)	(D)	(D)
7211	Power laundries, family and commercial*	**	**	**	**	-	-	-	-	-
7216	Dry-cleaning plants, except rug cleaning*	**	**	**	**	4	942	398	102	58
Other 721	Laundry and cleaning services, n.e.c.*	**	**	**	**	2	(D)	(D)	(D)	(D)
722	Photographic studios, portrait	††	††	††	††	1	(D)	(D)	(D)	(D)
723, 4	Beauty and barber shops	††	††	††	††	25	1 113	564	142	85
723	Beauty shops	††	††	††	††	21	1 030	521	131	77
724	Barber shops	††	††	††	††	4	83	43	11	8
725	Shoe repair, shoe shine, and hat-cleaning shops	††	††	††	††	-	-	-	-	-
726	Funeral service and crematories	††	††	††	††	3	(D)	(D)	(D)	(D)
729	Miscellaneous personal services	††	††	††	††	9	(D)	(D)	(D)	(D)
73	Business services	††	††	††	††	82	36 327	13 026	3 112	1 016
731	Advertising	††	††	††	††	3	564	136	47	9
734	Services to dwellings and other buildings	††	††	††	††	6	1 024	419	94	50
737	Computer and data processing services	††	††	††	††	16	3 944	1 318	331	85
7392	Management, consulting, and public relations services	††	††	††	††	22	9 511	3 663	830	242
7394	Equipment rental and leasing services	††	††	††	††	3	457	76	16	6
Other 73	Other business services	††	††	††	††	32	20 827	7 414	1 794	624

Table 7. Summary Statistics for Firms Subject to Federal Income Tax for Places With 300 Establishments or More: 1982—Con.

[For meaning of abbreviations and symbols, see introductory text. For explanation of terms and comparability of 1977 and 1982 censuses, see appendix A. For information on geographic areas followed by Δ, see appendix F]

SIC code	Geographic area and kind of business or operation	All establishments				Establishments with payroll				
		Number	Receipts (\$1,000)	Unincorporated businesses or operations		Number	Receipts (\$1,000)	Annual payroll (\$1,000)	First quarter payroll (\$1,000)	Paid employees for pay period including March 12 (number)
				Individual proprietorships (number)	Partnerships (number)					
ROCKVILLE CENTRE—Con.										
75	Automotive repair, services, and garages -----	††	††	††	††	14	3 032	1 007	220	68
751	Automotive rental and leasing, without drivers -----	††	††	††	††	2	(D)	(D)	(D)	(D)
752	Automobile parking -----	††	††	††	††	-	-	-	-	-
753	Automotive repair shops -----	††	††	††	††	11	2 487	879	193	55
7538	General automotive repair shops -----	††	††	††	††	6	1 143	344	71	22
7531	Top and body repair shops -----	††	††	††	††	3	(D)	(D)	(D)	(D)
7534, 5, 9	Other automotive repair shops -----	††	††	††	††	2	(D)	(D)	(D)	(D)
754	Automotive services, except repair -----	††	††	††	††	1	(D)	(D)	(D)	(D)
76	Miscellaneous repair services -----	††	††	††	††	11	1 454	588	138	37
762	Electrical and electronic repair shops -----	††	††	††	††	1	(D)	(D)	(D)	(D)
7622	Radio and TV repair shops -----	††	††	††	††	1	(D)	(D)	(D)	(D)
7623, 9	Other electrical and electronic repair shops -----	††	††	††	††	-	-	-	-	-
764	Reupholstery and furniture repair -----	††	††	††	††	1	(D)	(D)	(D)	(D)
763, 9	Other repair shops and related services -----	††	††	††	††	9	(D)	(D)	(D)	(D)
78, 79	Amusement and recreation services, including motion pictures ...	††	††	††	††	18	6 830	1 468	271	133
781, 2	Motion picture production, distribution, and services -----	††	††	††	††	1	(D)	(D)	(D)	(D)
783	Motion picture theaters -----	††	††	††	††	2	(D)	(D)	(D)	(D)
792	Producers, orchestras, and entertainers -----	††	††	††	††	4	(D)	(D)	(D)	(D)
793	Bowling alleys and billiards and pool establishments -----	††	††	††	††	1	(D)	(D)	(D)	(D)
79 ex. 792, 3	Commercial sports and other amusement and recreation services -	††	††	††	††	10	4 013	677	113	48
80, ex. 806	Health services, except hospitals -----	††	††	††	††	172	42 581	19 689	4 699	885
801	Offices of physicians -----	††	††	††	††	111	28 138	12 820	3 114	378
802	Offices of dentists -----	††	††	††	††	38	5 482	1 659	377	127
803	Offices of osteopathic physicians -----	††	††	††	††	-	-	-	-	-
8041	Offices of chiropractors -----	††	††	††	††	-	-	-	-	-
8042	Offices of optometrists -----	††	††	††	††	6	602	155	34	10
805	Nursing and personal care facilities -----	††	††	††	††	1	(D)	(D)	(D)	(D)
8049, 807, 8, 9	Other health services -----	††	††	††	††	16	(D)	(D)	(D)	(D)
81	Legal services -----	††	††	††	††	42	7 343	2 379	555	121
823, 4, 9	Selected educational services -----	††	††	††	††	-	-	-	-	-
891	Engineering, architectural, and surveying services -----	††	††	††	††	8	744	328	75	21
893	Accounting, auditing, and bookkeeping services -----	††	††	††	††	52	14 108	4 985	1 117	239
83, 892, 9	Social and other services -----	††	††	††	††	4	(D)	(D)	(D)	(D)
83	Social services -----	**	**	**	**	3	(D)	(D)	(D)	(D)
892, 9	Other services -----	**	**	**	**	1	(D)	(D)	(D)	(D)
SCHENECTADY										
	Total -----	††	††	††	††	503	(D)	(D)	(D)	(D)
70	Hotels, motels, and other lodging places -----	††	††	††	††	6	(D)	(D)	(D)	(D)
7011	Hotels, motor hotels, and motels -----	††	††	††	††	5	(D)	(D)	(D)	(D)
7011 pt.	Hotels -----	††	††	††	††	2	(D)	(D)	(D)	(D)
7011 pt.	Motels, motor hotels, and tourist courts -----	††	††	††	††	3	(D)	(D)	(D)	(D)
702, 3, 4	Other lodging places -----	††	††	††	††	1	(D)	(D)	(D)	(D)
72	Personal services -----	††	††	††	††	70	14 085	4 040	977	450
721	Laundry, cleaning, and garment services -----	††	††	††	††	23	9 262	2 606	643	286
7215	Coin-operated laundries and dry cleaning -----	††	††	††	††	8	(D)	(D)	(D)	(D)
721 ex. 7215	Other laundry, cleaning, and garment services -----	††	††	††	††	15	(D)	(D)	(D)	(D)
7211	Power laundries, family and commercial* -----	**	**	**	**	-	-	-	-	-
7216	Dry-cleaning plants, except rug cleaning* -----	**	**	**	**	9	(D)	(D)	(D)	(D)
Other 721	Laundry and cleaning services, n.e.c.* -----	**	**	**	**	6	7 142	1 895	469	167
722	Photographic studios, portrait -----	††	††	††	††	3	(D)	(D)	(D)	(D)
723, 4	Beauty and barber shops -----	††	††	††	††	23	1 092	465	108	85
723	Beauty shops -----	††	††	††	††	19	(D)	(D)	(D)	(D)
724	Barber shops -----	††	††	††	††	4	(D)	(D)	(D)	(D)
725	Shoe repair, shoe shine, and hat-cleaning shops -----	††	††	††	††	3	(D)	(D)	(D)	(D)
726	Funeral service and crematories -----	††	††	††	††	11	(D)	(D)	(D)	(D)
729	Miscellaneous personal services -----	††	††	††	††	7	(D)	(D)	(D)	(D)
73	Business services -----	††	††	††	††	60	(D)	(D)	(D)	(D)
731	Advertising -----	††	††	††	††	4	(D)	(D)	(D)	(D)
734	Services to dwellings and other buildings -----	††	††	††	††	6	406	193	46	50
737	Computer and data processing services -----	††	††	††	††	8	(D)	(D)	(D)	(D)
7392	Management, consulting, and public relations services -----	††	††	††	††	7	(D)	(D)	(D)	(D)
7394	Equipment rental and leasing services -----	††	††	††	††	3	3 049	926	206	96
Other 73	Other business services -----	††	††	††	††	3	(D)	(D)	(D)	(D)
	Total -----	††	††	††	††	32	11 509	5 338	1 363	496

Table 7. Summary Statistics for Firms Subject to Federal Income Tax for Places With 300 Establishments or More: 1982—Con.

[For meaning of abbreviations and symbols, see introductory text. For explanation of terms and comparability of 1977 and 1982 censuses, see appendix A. For information on geographic areas followed by Δ, see appendix F]

SIC code	Geographic area and kind of business or operation	All establishments				Establishments with payroll				
		Number	Receipts (\$1,000)	Unincorporated businesses or operations		Number	Receipts (\$1,000)	Annual payroll (\$1,000)	First quarter payroll (\$1,000)	Paid employees for pay period including March 12 (number)
				Individual proprietorships (number)	Partnerships (number)					
SCHENECTADY—Con.										
75	Automotive repair, services, and garages.....	††	††	††	††	35	(D)	(D)	(D)	(D)
751	Automotive rental and leasing, without drivers.....	††	††	††	††	-	-	-	-	-
752	Automobile parking.....	††	††	††	††	-	-	-	-	-
753	Automotive repair shops.....	††	††	††	††	29	(D)	(D)	(D)	(D)
7538	General automotive repair shops.....	††	††	††	††	15	(D)	(D)	(D)	(D)
7531	Top and body repair shops.....	††	††	††	††	7	(D)	(D)	(D)	(D)
7534, 5, 9	Other automotive repair shops.....	††	††	††	††	7	(D)	(D)	(D)	(D)
754	Automotive services, except repair.....	††	††	††	††	6	(D)	(D)	(D)	(D)
76	Miscellaneous repair services.....	††	††	††	††	8	1 912	554	117	53
762	Electrical and electronic repair shops.....	††	††	††	††	2	(D)	(D)	(D)	(D)
7622	Radio and TV repair shops.....	††	††	††	††	-	(D)	(D)	(D)	(D)
7623, 9	Other electrical and electronic repair shops.....	††	††	††	††	2	(D)	(D)	(D)	(D)
764	Reupholstery and furniture repair.....	††	††	††	††	-	(D)	(D)	(D)	(D)
763, 9	Other repair shops and related services.....	††	††	††	††	6	(D)	(D)	(D)	(D)
78, 79	Amusement and recreation services, including motion pictures... ..	††	††	††	††	12	2 725	564	147	102
781, 2	Motion picture production, distribution, and services.....	††	††	††	††	-	-	-	-	-
783	Motion picture theaters.....	††	††	††	††	-	-	-	-	-
792	Producers, orchestras, and entertainers.....	††	††	††	††	-	-	-	-	-
793	Bowling alleys and billiards and pool establishments.....	††	††	††	††	4	(D)	(D)	(D)	(D)
79 ex. 792, 3	Commercial sports and other amusement and recreation services.....	††	††	††	††	8	(D)	(D)	(D)	(D)
80, ex. 806	Health services, except hospitals.....	††	††	††	††	196	50 421	23 374	5 519	1 345
801	Offices of physicians.....	††	††	††	††	115	29 272	14 404	3 442	526
802	Offices of dentists.....	††	††	††	††	59	(D)	(D)	(D)	(D)
803	Offices of osteopathic physicians.....	††	††	††	††	-	-	-	-	-
8041	Offices of chiropractors.....	††	††	††	††	-	-	-	-	-
8042	Offices of optometrists.....	††	††	††	††	4	642	96	21	11
805	Nursing and personal care facilities.....	††	††	††	††	2	(D)	(D)	(D)	(D)
8049, 807, 8, 9	Other health services.....	††	††	††	††	16	2 869	1 204	253	85
81	Legal services.....	††	††	††	††	82	12 234	3 829	928	261
823, 4, 9	Selected educational services.....	††	††	††	††	3	(D)	(D)	(D)	(D)
891	Engineering, architectural, and surveying services.....	††	††	††	††	14	12 910	5 560	1 233	222
893	Accounting, auditing, and bookkeeping services.....	††	††	††	††	11	2 679	1 477	322	72
83, 892, 9	Social and other services.....	††	††	††	††	6	228	90	24	15
83	Social services.....	6	228	90	24	15
892, 9	Other services.....	-	-	-	-	-
SYRACUSE										
	Total.....	††	††	††	††	1 374	472 217	187 900	43 971	13 990
70	Hotels, motels, and other lodging places.....	††	††	††	††	26	27 898	7 740	1 808	1 067
7011	Hotels, motor hotels, and motels.....	††	††	††	††	18	27 087	7 563	1 759	1 037
7011 pt.	Hotels.....	††	††	††	††	9	(D)	(D)	(D)	(D)
7011 pt.	Motels, motor hotels, and tourist courts.....	††	††	††	††	9	(D)	(D)	(D)	(D)
702, 3, 4	Other lodging places.....	††	††	††	††	8	811	177	49	30
72	Personal services.....	††	††	††	††	145	32 963	10 260	2 394	1 210
721	Laundry, cleaning, and garment services.....	††	††	††	††	36	18 645	5 867	1 293	587
7215	Coin-operated laundries and dry cleaning.....	††	††	††	††	6	(D)	(D)	(D)	(D)
721 ex. 7215	Other laundry, cleaning, and garment services.....	††	††	††	††	30	(D)	(D)	(D)	(D)
7211	Power laundries, family and commercial*.....	-	-	-	-	-
7216	Dry-cleaning plants, except rug cleaning*.....	21	3 348	1 345	319	191
Other 721	Laundry and cleaning services, n.e.c.*.....	9	(D)	(D)	(D)	(D)
722	Photographic studios, portrait.....	††	††	††	††	8	1 955	416	128	40
723, 4	Beauty and barber shops.....	††	††	††	††	62	4 481	1 982	447	279
723	Beauty shops.....	††	††	††	††	54	4 018	1 753	400	258
724	Barber shops.....	††	††	††	††	8	463	229	47	21
725	Shoe repair, shoe shine, and hat-cleaning shops.....	††	††	††	††	1	(D)	(D)	(D)	(D)
726	Funeral service and crematories.....	††	††	††	††	22	5 602	1 150	273	83
729	Miscellaneous personal services.....	††	††	††	††	16	(D)	(D)	(D)	(D)
73	Business services.....	††	††	††	††	227	98 774	47 448	11 032	5 063
731	Advertising.....	††	††	††	††	24	7 887	3 679	823	199
734	Services to dwellings and other buildings.....	††	††	††	††	30	7 263	4 604	1 029	737
737	Computer and data processing services.....	††	††	††	††	14	7 257	1 281	341	89
7392	Management, consulting, and public relations services.....	††	††	††	††	34	22 317	10 743	2 386	634
7394	Equipment rental and leasing services.....	††	††	††	††	6	2 844	518	132	45
Other 73	Other business services.....	††	††	††	††	119	51 206	26 623	6 321	3 359

Table 7. Summary Statistics for Firms Subject to Federal Income Tax for Places With 300 Establishments or More: 1982—Con.

[For meaning of abbreviations and symbols, see introductory text. For explanation of terms and comparability of 1977 and 1982 censuses, see appendix A. For information on geographic areas followed by Δ, see appendix F]

SIC code	Geographic area and kind of business or operation	All establishments				Establishments with payroll				
		Number	Receipts (\$1,000)	Unincorporated businesses or operations		Number	Receipts (\$1,000)	Annual payroll (\$1,000)	First quarter payroll (\$1,000)	Paid employees for pay period including March 12 (number)
				Individual proprietorships (number)	Partnerships (number)					
	SYRACUSE—Con.									
75	Automotive repair, services, and garages.....	††	††	††	††	147	39 206	8 845	1 979	709
751	Automotive rental and leasing, without drivers	††	††	††	††	10	(D)	(D)	(D)	(D)
752	Automobile parking	††	††	††	††	61	(D)	(D)	(D)	(D)
753	Automotive repair shops.....	††	††	††	††	68	(D)	(D)	(D)	(D)
7538	General automotive repair shops	††	††	††	††	25	3 880	1 068	213	87
7531	Top and body repair shops	††	††	††	††	20	3 630	1 137	246	88
7534, 5, 9	Other automotive repair shops	††	††	††	††	23	(D)	(D)	(D)	(D)
754	Automotive services, except repair	††	††	††	††	8	(D)	(D)	(D)	(D)
76	Miscellaneous repair services	††	††	††	††	44	13 532	5 593	1 474	356
762	Electrical and electronic repair shops	††	††	††	††	12	6 497	3 045	868	167
7622	Radio and TV repair shops	††	††	††	††	2	(D)	(D)	(D)	(D)
7623, 9	Other electrical and electronic repair shops	††	††	††	††	10	(D)	(D)	(D)	(D)
764	Reupholstery and furniture repair	††	††	††	††	5	444	136	34	17
763, 9	Other repair shops and related services	††	††	††	††	27	6 591	2 412	572	172
78, 79	Amusement and recreation services, including motion pictures...	††	††	††	††	42	9 874	2 773	657	395
781, 2	Motion picture production, distribution, and services	††	††	††	††	3	(D)	(D)	(D)	(D)
783	Motion picture theaters.....	††	††	††	††	4	(D)	(D)	(D)	(D)
792	Producers, orchestras, and entertainers	††	††	††	††	5	(D)	(D)	(D)	(D)
793	Bowling alleys and billiards and pool establishments	††	††	††	††	10	3 449	1 003	277	185
79 ex. 792, 3	Commercial sports and other amusement and recreation services ..	††	††	††	††	20	4 338	1 341	284	156
80, ex. 806	Health services, except hospitals	††	††	††	††	416	116 446	54 421	12 943	2 500
801	Offices of physicians	††	††	††	††	293	81 324	40 103	9 595	1 298
802	Offices of dentists	††	††	††	††	71	12 380	4 460	980	322
803	Offices of osteopathic physicians	††	††	††	††	2	(D)	(D)	(D)	(D)
8041	Offices of chiropractors	††	††	††	††	8	779	220	31	13
8042	Offices of optometrists	††	††	††	††	3	1 723	402	89	34
805	Nursing and personal care facilities	††	††	††	††	8	(D)	(D)	(D)	(D)
8049, 807, 8, 9	Other health services	††	††	††	††	31	6 623	2 559	543	167
81	Legal services.....	††	††	††	††	190	(D)	(D)	(D)	(D)
823, 4, 9	Selected educational services.....	††	††	††	††	8	(D)	(D)	(D)	(D)
891	Engineering, architectural, and surveying services	††	††	††	††	45	40 747	18 743	4 048	726
893	Accounting, auditing, and bookkeeping services	††	††	††	††	63	26 824	11 347	2 518	590
83, 892, 9	Social and other services	††	††	††	††	21	3 255	1 099	242	130
83	Social services	17	2 628	1 017	227	121
892, 9	Other services	4	627	82	15	9
	TROY									
	Total.....	††	††	††	††	325	65 559	25 711	6 027	1 908
70	Hotels, motels, and other lodging places	††	††	††	††	6	2 950	713	169	87
7011	Hotels, motor hotels, and motels	††	††	††	††	3	(D)	(D)	(D)	(D)
7011 pt.	Hotels	††	††	††	††	1	(D)	(D)	(D)	(D)
7011 pt.	Motels, motor hotels, and tourist courts	††	††	††	††	2	(D)	(D)	(D)	(D)
702, 3, 4	Other lodging places	††	††	††	††	3	(D)	(D)	(D)	(D)
72	Personal services	††	††	††	††	53	4 754	1 481	360	207
721	Laundry, cleaning, and garment services	††	††	††	††	12	1 768	648	155	100
7215	Coin-operated laundries and dry cleaning	††	††	††	††	3	(D)	(D)	(D)	(D)
721 ex. 7215	Other laundry, cleaning, and garment services	††	††	††	††	9	(D)	(D)	(D)	(D)
7211	Power laundries, family and commercial*	2	(D)	(D)	(D)	(D)
7216	Dry-cleaning plants, except rug cleaning*	7	892	335	83	51
Other 721	Laundry and cleaning services, n.e.c.*	-	-	-	-	-
722	Photographic studios, portrait	††	††	††	††	1	(D)	(D)	(D)	(D)
723, 4	Beauty and barber shops.....	††	††	††	††	24	952	411	104	60
723	Beauty shops	††	††	††	††	22	(D)	(D)	(D)	(D)
724	Barber shops	††	††	††	††	2	(D)	(D)	(D)	(D)
725	Shoe repair, shoe shine, and hat-cleaning shops.....	††	††	††	††	2	(D)	(D)	(D)	(D)
726	Funeral service and crematories	††	††	††	††	13	1 783	342	82	37
729	Miscellaneous personal services	††	††	††	††	1	(D)	(D)	(D)	(D)
73	Business services	††	††	††	††	28	(D)	(D)	(D)	(D)
731	Advertising.....	††	††	††	††	1	(D)	(D)	(D)	(D)
734	Services to dwellings and other buildings	††	††	††	††	2	(D)	(D)	(D)	(D)
737	Computer and data processing services	††	††	††	††	5	(D)	(D)	(D)	(D)
7392	Management consulting, and public relations services.....	††	††	††	††	7	(D)	(D)	(D)	(D)
7394	Equipment rental and leasing services	††	††	††	††	2	(D)	(D)	(D)	(D)
Other 73	Other business services	††	††	††	††	11	(D)	(D)	(D)	(D)

Table 7. Summary Statistics for Firms Subject to Federal Income Tax for Places With 300 Establishments or More: 1982—Con.

[For meaning of abbreviations and symbols, see introductory text. For explanation of terms and comparability of 1977 and 1982 censuses, see appendix A. For information on geographic areas followed by Δ, see appendix F]

SIC code	Geographic area and kind of business or operation	All establishments				Establishments with payroll				
		Number	Receipts (\$1,000)	Unincorporated businesses or operations		Number	Receipts (\$1,000)	Annual payroll (\$1,000)	First quarter payroll (\$1,000)	Paid employees for pay period including March 12 (number)
				Individual proprietorships (number)	Partnerships (number)					
TROY—Con.										
75	Automotive repair, services, and garages -----	††	††	††	††	23	3 706	1 061	226	93
751	Automotive rental and leasing, without drivers -----	††	††	††	††	1	(D)	(D)	(D)	(D)
752	Automobile parking -----	††	††	††	††	-	-	-	-	-
753	Automotive repair shops-----	††	††	††	††	21	(D)	(D)	(D)	(D)
7538	General automotive repair shops -----	††	††	††	††	9	(D)	(D)	(D)	(D)
7531	Top and body repair shops -----	††	††	††	††	5	995	302	64	24
7534, 5, 9	Other automotive repair shops -----	††	††	††	††	7	(D)	(D)	(D)	(D)
754	Automotive services, except repair -----	††	††	††	††	1	(D)	(D)	(D)	(D)
76	Miscellaneous repair services -----	††	††	††	††	6	(D)	(D)	(D)	(D)
762	Electrical and electronic repair shops -----	††	††	††	††	1	(D)	(D)	(D)	(D)
7622	Radio and TV repair shops -----	††	††	††	††	1	(D)	(D)	(D)	(D)
7623, 9	Other electrical and electronic repair shops -----	††	††	††	††	-	-	-	-	-
764	Reupholstery and furniture repair -----	††	††	††	††	-	-	-	-	-
763, 9	Other repair shops and related services-----	††	††	††	††	5	(D)	(D)	(D)	(D)
78, 79	Amusement and recreation services, including motion pictures -----	††	††	††	††	9	1 257	288	78	57
781, 2	Motion picture production, distribution, and services -----	††	††	††	††	-	-	-	-	-
783	Motion picture theaters-----	††	††	††	††	1	(D)	(D)	(D)	(D)
792	Producers, orchestras, and entertainers -----	††	††	††	††	1	(D)	(D)	(D)	(D)
793	Bowling alleys and billiards and pool establishments -----	††	††	††	††	2	(D)	(D)	(D)	(D)
79 ex. 792, 3	Commercial sports and other amusement and recreation services -----	††	††	††	††	5	628	152	30	28
80, ex. 806	Health services, except hospitals -----	††	††	††	††	133	31 668	14 242	3 306	920
801	Offices of physicians-----	††	††	††	††	85	17 560	7 960	1 896	307
802	Offices of dentists -----	††	††	††	††	31	4 496	1 686	385	114
803	Offices of osteopathic physicians-----	††	††	††	††	1	(D)	(D)	(D)	(D)
8041	Offices of chiropractors -----	††	††	††	††	1	(D)	(D)	(D)	(D)
8042	Offices of optometrists -----	††	††	††	††	5	(D)	(D)	(D)	(D)
805	Nursing and personal care facilities-----	††	††	††	††	4	7 666	3 946	884	423
8049, 807, 8, 9	Other health services -----	††	††	††	††	6	1 395	518	110	58
81	Legal services -----	††	††	††	††	46	6 866	2 360	449	163
823, 4, 9	Selected educational services -----	††	††	††	††	-	-	-	-	-
891	Engineering, architectural, and surveying services -----	††	††	††	††	9	4 035	1 810	515	68
893	Accounting, auditing, and bookkeeping services -----	††	††	††	††	6	532	200	62	36
83, 892, 9	Social and other services -----	††	††	††	††	6	(D)	(D)	(D)	(D)
83	Social services -----	††	††	††	††	5	(D)	(D)	(D)	(D)
892, 9	Other services -----	††	††	††	††	1	(D)	(D)	(D)	(D)
UTICA										
	Total -----	††	††	††	††	533	137 019	57 938	14 278	5 047
70	Hotels, motels, and other lodging places -----	††	††	††	††	14	7 828	2 057	454	344
7011	Hotels, motor hotels, and motels -----	††	††	††	††	11	7 295	1 884	418	311
7011 pt.	Hotels -----	††	††	††	††	2	(D)	(D)	(D)	(D)
7011 pt.	Motels, motor hotels, and tourist courts -----	††	††	††	††	9	(D)	(D)	(D)	(D)
702, 3, 4	Other lodging places -----	††	††	††	††	3	533	173	36	33
72	Personal services -----	††	††	††	††	60	15 887	7 983	1 855	740
721	Laundry, cleaning, and garment services -----	††	††	††	††	17	9 498	6 049	1 410	518
7215	Coin-operated laundries and dry cleaning -----	††	††	††	††	4	352	51	11	13
721 ex. 7215	Other laundry, cleaning, and garment services -----	††	††	††	††	13	9 146	5 998	1 399	505
7211	Power laundries, family and commercial* -----	††	††	††	††	2	(D)	(D)	(D)	(D)
7216	Dry-cleaning plants, except rug cleaning* -----	††	††	††	††	5	881	300	64	41
Other 721	Laundry and cleaning services, n.e.c.* -----	††	††	††	††	6	(D)	(D)	(D)	(D)
722	Photographic studios, portrait -----	††	††	††	††	2	(D)	(D)	(D)	(D)
723, 4	Beauty and barber shops -----	††	††	††	††	21	1 515	636	142	78
723	Beauty shops -----	††	††	††	††	20	(D)	(D)	(D)	(D)
724	Barber shops -----	††	††	††	††	1	(D)	(D)	(D)	(D)
725	Shoe repair, shoe shine, and hat-cleaning shops-----	††	††	††	††	1	(D)	(D)	(D)	(D)
726	Funeral service and crematories -----	††	††	††	††	14	2 351	481	115	51
729	Miscellaneous personal services -----	††	††	††	††	5	(D)	(D)	(D)	(D)
73	Business services -----	††	††	††	††	58	23 512	11 364	2 842	1 407
731	Advertising -----	††	††	††	††	2	(D)	(D)	(D)	(D)
734	Services to dwellings and other buildings -----	††	††	††	††	14	7 055	3 948	939	641
737	Computer and data processing services -----	††	††	††	††	5	6 436	2 805	806	187
7392	Management, consulting, and public relations services-----	††	††	††	††	7	(D)	(D)	(D)	(D)
7394	Equipment rental and leasing services -----	††	††	††	††	1	(D)	(D)	(D)	(D)
Other 73	Other business services -----	††	††	††	††	29	5 564	2 853	665	425

Table 7. Summary Statistics for Firms Subject to Federal Income Tax for Places With 300 Establishments or More: 1982—Con.

[For meaning of abbreviations and symbols, see introductory text. For explanation of terms and comparability of 1977 and 1982 censuses, see appendix A. For information on geographic areas followed by Δ, see appendix F.]

SIC code	Geographic area and kind of business or operation	All establishments				Establishments with payroll				
		Number	Receipts (\$1,000)	Unincorporated businesses or operations		Number	Receipts (\$1,000)	Annual payroll (\$1,000)	First quarter payroll (\$1,000)	Paid employees for pay period including March 12 (number)
				Individual proprietorships (number)	Partnerships (number)					
UTICA—Con.										
75	Automotive repair, services, and garages.....	††	††	††	††	48	9 063	2 369	511	194
751	Automotive rental and leasing, without drivers	††	††	††	††	2	(D)	(D)	(D)	(D)
752	Automobile parking	††	††	††	††	6	(D)	(D)	(D)	(D)
753	Automotive repair shops.....	††	††	††	††	37	7 512	1 973	435	147
7538	General automotive repair shops.....	††	††	††	††	13	1 839	460	109	43
7531	Top and body repair shops.....	††	††	††	††	12	1 598	431	103	30
7534, 5, 9	Other automotive repair shops.....	††	††	††	††	12	4 075	1 082	223	74
754	Automotive services, except repair	††	††	††	††	3	(D)	(D)	(D)	(D)
76	Miscellaneous repair services	††	††	††	††	15	2 642	803	178	57
762	Electrical and electronic repair shops.....	††	††	††	††	7	519	182	42	21
7622	Radio and TV repair shops.....	††	††	††	††	3	163	62	16	11
7623, 9	Other electrical and electronic repair shops	††	††	††	††	4	356	120	26	10
764	Reupholstery and furniture repair	††	††	††	††	2	(D)	(D)	(D)	(D)
763, 9	Other repair shops and related services.....	††	††	††	††	6	(D)	(D)	(D)	(D)
78, 79	Amusement and recreation services, including motion pictures.....	††	††	††	††	11	3 468	855	266	166
781, 2	Motion picture production, distribution, and services	††	††	††	††	-	-	-	-	-
783	Motion picture theaters.....	††	††	††	††	1	(D)	(D)	(D)	(D)
792	Producers, orchestras, and entertainers.....	††	††	††	††	-	-	-	-	-
793	Bowling alleys and billiards and pool establishments	††	††	††	††	4	1 542	399	114	113
79 ex. 792, 3	Commercial sports and other amusement and recreation services	††	††	††	††	6	(D)	(D)	(D)	(D)
80, ex. 806	Health services, except hospitals	††	††	††	††	204	50 833	23 031	5 825	1 456
801	Offices of physicians.....	††	††	††	††	110	31 165	15 162	3 985	532
802	Offices of dentists.....	††	††	††	††	65	8 265	2 717	675	233
803	Offices of osteopathic physicians.....	††	††	††	††	-	-	-	-	-
8041	Offices of chiropractors.....	††	††	††	††	2	(D)	(D)	(D)	(D)
8042	Offices of optometrists.....	††	††	††	††	8	(D)	(D)	(D)	(D)
805	Nursing and personal care facilities.....	††	††	††	††	2	(D)	(D)	(D)	(D)
8049, 807, 8, 9	Other health services.....	††	††	††	††	17	5 942	2 375	546	307
81	Legal services.....	††	††	††	††	80	12 231	3 603	831	269
823, 4, 9	Selected educational services.....	††	††	††	††	1	(D)	(D)	(D)	(D)
891	Engineering, architectural, and surveying services	††	††	††	††	8	6 452	3 792	1 056	200
893	Accounting, auditing, and bookkeeping services	††	††	††	††	25	2 860	1 058	226	86
83, 892, 9	Social and other services	††	††	††	††	9	(D)	(D)	(D)	(D)
83	Social services.....	**	**	**	**	4	(D)	(D)	(D)	(D)
892, 9	Other services.....	**	**	**	**	5	(D)	(D)	(D)	(D)
VALLEY STREAM										
	Total.....	††	††	††	††	382	92 999	31 268	6 756	2 387
70	Hotels, motels, and other lodging places	††	††	††	††	-	-	-	-	-
7011	Hotels, motor hotels, and motels.....	††	††	††	††	-	-	-	-	-
7011 pt.	Hotels.....	††	††	††	††	-	-	-	-	-
7011 pt.	Motels, motor hotels, and tourist courts.....	††	††	††	††	-	-	-	-	-
702, 3, 4	Other lodging places.....	††	††	††	††	-	-	-	-	-
72	Personal services	††	††	††	††	60	5 905	1 776	378	239
721	Laundry, cleaning, and garment services.....	††	††	††	††	19	1 227	382	87	58
7215	Coin-operated laundries and dry cleaning	††	††	††	††	6	255	72	14	7
721 ex. 7215	Other laundry, cleaning, and garment services.....	††	††	††	††	13	972	310	73	51
7211	Power laundries, family and commercial*.....	**	**	**	**	1	(D)	(D)	(D)	(D)
7216	Dry-cleaning plants, except rug cleaning*.....	**	**	**	**	4	274	70	15	12
Other 721	Laundry and cleaning services, n.e.c.*.....	**	**	**	**	8	(D)	(D)	(D)	(D)
722	Photographic studios, portrait.....	††	††	††	††	1	(D)	(D)	(D)	(D)
723, 4	Beauty and barber shops.....	††	††	††	††	30	1 026	480	114	86
723	Beauty shops.....	††	††	††	††	26	881	413	97	73
724	Barber shops.....	††	††	††	††	4	145	67	17	13
725	Shoe repair, shoe shine, and hat-cleaning shops.....	††	††	††	††	1	(D)	(D)	(D)	(D)
726	Funeral service and crematories.....	††	††	††	††	2	(D)	(D)	(D)	(D)
729	Miscellaneous personal services.....	††	††	††	††	7	(D)	(D)	(D)	(D)
73	Business services	††	††	††	††	65	25 830	12 408	2 369	1 075
731	Advertising.....	††	††	††	††	6	876	454	113	31
734	Services to dwellings and other buildings.....	††	††	††	††	12	16 831	8 533	1 535	783
737	Computer and data processing services.....	††	††	††	††	4	593	258	61	11
7392	Management, consulting, and public relations services.....	††	††	††	††	14	1 318	621	123	25
7394	Equipment rental and leasing services.....	††	††	††	††	4	898	199	63	14
Other 73	Other business services.....	††	††	††	††	25	5 314	2 343	474	211

Table 7. Summary Statistics for Firms Subject to Federal Income Tax for Places With 300 Establishments or More: 1982—Con.

[For meaning of abbreviations and symbols, see introductory text. For explanation of terms and comparability of 1977 and 1982 censuses, see appendix A. For information on geographic areas followed by Δ, see appendix F]

SIC code	Geographic area and kind of business or operation	All establishments				Establishments with payroll				
		Number	Receipts (\$1,000)	Unincorporated businesses or operations		Number	Receipts (\$1,000)	Annual payroll (\$1,000)	First quarter payroll (\$1,000)	Paid employees for pay period including March 12 (number)
				Individual proprietorships (number)	Partnerships (number)					
VALLEY STREAM—Con.										
75	Automotive repair, services, and garages -----	††	††	††	††	45	8 064	1 988	457	153
751	Automotive rental and leasing, without drivers	††	††	††	††	3	1 925	203	50	9
752	Automobile parking	††	††	††	††	-	-	-	-	-
753	Automotive repair shops	††	††	††	††	39	6 075	1 771	403	138
7538	General automotive repair shops	††	††	††	††	12	1 719	503	118	37
7531	Top and body repair shops	††	††	††	††	16	1 915	622	140	53
7534, 5, 9	Other automotive repair shops	††	††	††	††	11	2 441	646	145	48
754	Automotive services, except repair	††	††	††	††	3	64	14	4	6
76	Miscellaneous repair services -----	††	††	††	††	25	3 709	1 248	292	99
762	Electrical and electronic repair shops	††	††	††	††	10	1 501	530	115	39
7622	Radio and TV repair shops	††	††	††	††	3	582	208	46	18
7623, 9	Other electrical and electronic repair shops	††	††	††	††	7	919	322	69	21
764	Reupholstery and furniture repair	††	††	††	(D)	3	(D)	(D)	(D)	(D)
763, 9	Other repair shops and related services	††	††	††	(D)	12	(D)	(D)	(D)	(D)
78, 79	Amusement and recreation services, including motion pictures -----	††	††	††	††	13	(D)	(D)	(D)	(D)
781, 2	Motion picture production, distribution, and services	††	††	††	††	-	-	-	-	-
783	Motion picture theaters	††	††	††	††	2	(D)	(D)	(D)	(D)
792	Producers, orchestras, and entertainers	††	††	††	††	3	241	57	10	3
793	Bowling alleys and billiards and pool establishments	††	††	††	††	2	(D)	(D)	(D)	(D)
79 ex. 792, 3	Commercial sports and other amusement and recreation services	††	††	††	††	6	564	133	28	10
80, ex. 806	Health services, except hospitals -----	††	††	††	††	95	18 388	6 641	1 575	385
801	Offices of physicians	††	††	††	††	34	10 078	3 870	897	154
802	Offices of dentists	††	††	††	††	36	4 490	1 542	345	120
803	Offices of osteopathic physicians	††	††	††	††	-	-	-	-	-
8041	Offices of chiropractors	††	††	††	††	6	(D)	(D)	(D)	(D)
8042	Offices of optometrists	††	††	††	††	3	(D)	(D)	(D)	(D)
805	Nursing and personal care facilities	††	††	††	††	-	-	-	-	-
8049, 807, 8, 9	Other health services	††	††	††	††	16	2 846	1 009	286	91
81	Legal services -----	††	††	††	††	29	6 039	1 307	352	84
823, 4, 9	Selected educational services -----	††	††	††	††	2	(D)	(D)	(D)	(D)
891	Engineering, architectural, and surveying services -----	††	††	††	††	7	1 993	930	190	43
893	Accounting, auditing, and bookkeeping services -----	††	††	††	††	35	(D)	(D)	(D)	(D)
83, 892, 9	Social and other services -----	††	††	††	††	6	498	216	57	16
83	Social services	**	**	**	**	3	(D)	(D)	(D)	(D)
892, 9	Other services	**	**	**	**	3	(D)	(D)	(D)	(D)
WHITE PLAINS										
	Total -----	††	††	††	††	1 000	562 438	160 627	38 591	12 919
70	Hotels, motels, and other lodging places -----	††	††	††	††	11	22 079	6 759	1 543	684
7011	Hotels, motor hotels, and motels	††	††	††	††	7	21 429	6 555	1 526	675
7011 pt.	Hotels	††	††	††	††	3	(D)	(D)	(D)	(D)
7011 pt.	Motels, motor hotels, and tourist courts	††	††	††	††	4	(D)	(D)	(D)	(D)
702, 3, 4	Other lodging places	††	††	††	††	4	650	204	17	9
72	Personal services -----	††	††	††	††	84	16 758	5 622	1 328	585
721	Laundry, cleaning, and garment services	††	††	††	††	16	5 983	1 623	337	125
7215	Coin-operated laundries and dry cleaning	††	††	††	††	2	(D)	(D)	(D)	(D)
721 ex. 7215	Other laundry, cleaning, and garment services	††	††	††	††	14	(D)	(D)	(D)	(D)
7211	Power laundries, family and commercial*	**	**	**	**	-	-	-	-	-
7216	Dry-cleaning plants, except rug cleaning*	**	**	**	**	8	1 152	455	110	45
Other 721	Laundry and cleaning services, n.e.c.*	**	**	**	**	6	(D)	(D)	(D)	(D)
722	Photographic studios, portrait	††	††	††	††	3	328	61	15	11
723, 4	Beauty and barber shops -----	††	††	††	††	49	6 878	2 874	701	298
723	Beauty shops	††	††	††	††	45	6 537	2 687	653	283
724	Barber shops	††	††	††	††	4	341	187	48	15
725	Shoe repair, shoe shine, and hat-cleaning shops	††	††	††	††	-	-	-	-	-
726	Funeral service and crematories	††	††	††	††	3	(D)	(D)	(D)	(D)
729	Miscellaneous personal services	††	††	††	††	13	(D)	(D)	(D)	(D)
73	Business services -----	††	††	††	††	242	330 562	80 139	19 366	7 832
731	Advertising	††	††	††	††	11	4 821	1 941	366	57
734	Services to dwellings and other buildings	††	††	††	††	13	19 174	12 633	2 827	2 057
737	Computer and data processing services	††	††	††	††	23	15 234	3 778	851	142
7392	Management, consulting, and public relations services	††	††	††	††	48	25 936	8 486	2 509	773
7394	Equipment rental and leasing services	††	††	††	††	8	(D)	(D)	(D)	(D)
Other 73	Other business services	††	††	††	††	139	(D)	(D)	(D)	(D)

Table 7. Summary Statistics for Firms Subject to Federal Income Tax for Places With 300 Establishments or More: 1982—Con.

[For meaning of abbreviations and symbols, see introductory text. For explanation of terms and comparability of 1977 and 1982 censuses, see appendix A. For information on geographic areas followed by Δ, see appendix F]

SIC code	Geographic area and kind of business or operation	All establishments				Establishments with payroll				
		Number	Receipts (\$1,000)	Unincorporated businesses or operations		Number	Receipts (\$1,000)	Annual payroll (\$1,000)	First quarter payroll (\$1,000)	Paid employees for pay period including March 12 (number)
				Individual proprietorships (number)	Partnerships (number)					
WHITE PLAINS—Con.										
75	Automotive repair, services, and garages -----	††	††	††	††	48	22 384	3 635	811	271
751	Automotive rental and leasing, without drivers -----	††	††	††	††	9	12 243	1 412	326	109
752	Automobile parking -----	††	††	††	††	4	(D)	(D)	(D)	(D)
753	Automotive repair shops -----	††	††	††	††	30	6 214	1 567	316	95
7538	General automotive repair shops -----	††	††	††	††	12	2 129	462	102	34
7531	Top and body repair shops -----	††	††	††	††	11	1 907	612	117	32
7534, 5, 9	Other automotive repair shops -----	††	††	††	††	7	2 178	493	97	29
754	Automotive services, except repair -----	††	††	††	††	5	(D)	(D)	(D)	(D)
76	Miscellaneous repair services -----	††	††	††	††	13	1 427	451	124	47
762	Electrical and electronic repair shops -----	††	††	††	††	3	(D)	(D)	(D)	(D)
7622	Radio and TV repair shops -----	††	††	††	††	2	(D)	(D)	(D)	(D)
7623, 9	Other electrical and electronic repair shops -----	††	††	††	††	1	(D)	(D)	(D)	(D)
764	Reupholstery and furniture repair -----	††	††	††	††	1	(D)	(D)	(D)	(D)
763, 9	Other repair shops and related services -----	††	††	††	††	9	1 095	351	100	40
78, 79	Amusement and recreation services, including motion pictures -----	††	††	††	††	23	8 373	2 531	492	175
781, 2	Motion picture production, distribution, and services -----	††	††	††	††	3	(D)	(D)	(D)	(D)
783	Motion picture theaters -----	††	††	††	††	3	1 842	327	78	60
792	Producers, orchestras, and entertainers -----	††	††	††	††	5	648	258	62	17
793	Bowling alleys and billiards and pool establishments -----	††	††	††	††	2	(D)	(D)	(D)	(D)
79 ex. 792, 3	Commercial sports and other amusement and recreation services -----	††	††	††	††	10	3 034	1 131	169	57
80, ex. 806	Health services, except hospitals -----	††	††	††	††	276	68 237	27 842	7 154	1 686
801	Offices of physicians -----	††	††	††	††	160	40 517	16 227	4 416	533
802	Offices of dentists -----	††	††	††	††	75	12 288	3 995	990	262
803	Offices of osteopathic physicians -----	††	††	††	††	4	(D)	(D)	(D)	(D)
8041	Offices of chiropractors -----	††	††	††	††	4	(D)	(D)	(D)	(D)
8042	Offices of optometrists -----	††	††	††	††	7	1 501	392	85	22
805	Nursing and personal care facilities -----	††	††	††	††	2	(D)	(D)	(D)	(D)
8049, 807, 8, 9	Other health services -----	††	††	††	††	27	10 097	5 390	1 244	728
81	Legal services -----	††	††	††	††	191	46 224	15 056	3 567	675
823, 4, 9	Selected educational services -----	††	††	††	††	10	6 694	1 937	451	136
891	Engineering, architectural, and surveying services -----	††	††	††	††	37	21 828	9 660	2 190	379
893	Accounting, auditing, and bookkeeping services -----	††	††	††	††	50	13 053	4 566	1 088	252
83, 892, 9	Social and other services -----	††	††	††	††	15	4 819	2 429	477	197
83	Social services -----	**	**	**	**	8	3 933	2 185	422	184
892, 9	Other services -----	**	**	**	**	7	886	244	55	13
YONKERS										
Total -----		††	††	††	††	930	229 573	75 342	17 926	5 820
70	Hotels, motels, and other lodging places -----	††	††	††	††	9	3 727	994	235	99
7011	Hotels, motor hotels, and motels -----	††	††	††	††	7	(D)	(D)	(D)	(D)
7011 pt.	Hotels -----	††	††	††	††	2	(D)	(D)	(D)	(D)
7011 pt.	Motels, motor hotels, and tourist courts -----	††	††	††	††	5	1 575	375	89	44
702, 3, 4	Other lodging places -----	††	††	††	††	2	(D)	(D)	(D)	(D)
72	Personal services -----	††	††	††	††	156	22 424	6 793	1 614	731
721	Laundry, cleaning, and garment services -----	††	††	††	††	44	7 880	2 611	614	263
7215	Coin-operated laundries and dry cleaning -----	††	††	††	††	7	1 965	474	116	49
721 ex. 7215	Other laundry, cleaning, and garment services -----	††	††	††	††	37	5 915	2 137	498	214
7211	Power laundries, family and commercial* -----	**	**	**	**	1	(D)	(D)	(D)	(D)
7216	Dry-cleaning plants, except rug cleaning* -----	**	**	**	**	26	2 238	904	218	96
Other 721	Laundry and cleaning services, n.e.c.* -----	**	**	**	**	10	(D)	(D)	(D)	(D)
722	Photographic studios, portrait -----	††	††	††	††	5	(D)	(D)	(D)	(D)
723, 4	Beauty and barber shops -----	††	††	††	††	84	4 407	1 919	442	270
723	Beauty shops -----	††	††	††	††	66	3 477	1 515	350	219
724	Barber shops -----	††	††	††	††	18	930	404	92	51
725	Shoe repair, shoe shine, and hat-cleaning shops -----	††	††	††	††	3	(D)	(D)	(D)	(D)
726	Funeral service and crematories -----	††	††	††	††	12	4 383	1 027	297	54
729	Miscellaneous personal services -----	††	††	††	††	8	(D)	(D)	(D)	(D)
73	Business services -----	††	††	††	††	134	32 233	11 697	2 734	879
731	Advertising -----	††	††	††	††	5	1 588	359	74	11
734	Services to dwellings and other buildings -----	††	††	††	††	16	1 488	614	140	81
737	Computer and data processing services -----	††	††	††	††	16	2 677	768	139	30
7392	Management, consulting, and public relations services -----	††	††	††	††	22	2 701	1 238	341	93
7394	Equipment rental and leasing services -----	††	††	††	††	18	5 269	1 968	460	86
Other 73	Other business services -----	††	††	††	††	57	18 510	6 750	1 580	578

Table 7. Summary Statistics for Firms Subject to Federal Income Tax for Places With 300 Establishments or More: 1982—Con.

[For meaning of abbreviations and symbols, see introductory text. For explanation of terms and comparability of 1977 and 1982 censuses, see appendix A. For information on geographic areas followed by Δ, see appendix F]

SIC code	Geographic area and kind of business or operation	All establishments				Establishments with payroll				
		Number	Receipts (\$1,000)	Unincorporated businesses or operations		Number	Receipts (\$1,000)	Annual payroll (\$1,000)	First quarter payroll (\$1,000)	Paid employees for pay period including March 12 (number)
				Individual proprietorships (number)	Partnerships (number)					
YONKERS—Con.										
75	Automotive repair, services, and garages -----	††	††	††	††	93	16 767	4 517	1 091	392
751	Automotive rental and leasing, without drivers -----	††	††	††	††	8	1 856	321	82	28
752	Automobile parking -----	††	††	††	††	2	(D)	(D)	(D)	(D)
753	Automotive repair shops -----	††	††	††	††	73	13 936	3 966	959	332
7538	General automotive repair shops -----	††	††	††	††	30	6 512	2 023	501	152
7531	Top and body repair shops -----	††	††	††	††	22	4 095	1 101	266	106
7534, 5, 9	Other automotive repair shops -----	††	††	††	††	21	3 329	842	192	74
754	Automotive services, except repair -----	††	††	††	††	10	(D)	(D)	(D)	(D)
76	Miscellaneous repair services -----	††	††	††	††	43	5 522	1 690	394	128
762	Electrical and electronic repair shops -----	††	††	††	††	18	1 982	594	147	43
7622	Radio and TV repair shops -----	††	††	††	††	6	707	218	51	16
7623, 9	Other electrical and electronic repair shops -----	††	††	††	††	12	1 275	376	96	27
764	Reupholstery and furniture repair -----	††	††	††	††	3	202	85	16	10
763, 9	Other repair shops and related services -----	††	††	††	††	22	3 338	1 011	231	75
78, 79	Amusement and recreation services, including motion pictures ...	††	††	††	††	38	47 122	9 011	2 445	883
781, 2	Motion picture production, distribution, and services -----	††	††	††	††	6	(D)	(D)	(D)	(D)
783	Motion picture theaters -----	††	††	††	††	3	(D)	(D)	(D)	(D)
792	Producers, orchestras, and entertainers -----	††	††	††	††	3	(D)	(D)	(D)	(D)
793	Bowling alleys and billiards and pool establishments -----	††	††	††	††	5	1 768	456	117	85
79 ex. 792, 3	Commercial sports and other amusement and recreation services -----	††	††	††	††	21	(D)	(D)	(D)	(D)
80, ex. 806	Health services, except hospitals -----	††	††	††	††	320	72 984	30 609	7 380	2 211
801	Offices of physicians -----	††	††	††	††	182	36 844	14 523	3 608	601
802	Offices of dentists -----	††	††	††	††	92	13 964	4 108	969	354
803	Offices of osteopathic physicians -----	††	††	††	††	1	(D)	(D)	(D)	(D)
8041	Offices of chiropractors -----	††	††	††	††	6	(D)	(D)	(D)	(D)
8042	Offices of optometrists -----	††	††	††	††	4	502	124	23	12
805	Nursing and personal care facilities -----	††	††	††	††	3	12 990	7 374	1 732	572
8049, 807, 8, 9	Other health services -----	††	††	††	††	32	8 445	4 446	1 042	666
81	Legal services -----	††	††	††	††	75	20 634	6 990	1 391	290
823, 4, 9	Selected educational services -----	††	††	††	††	7	887	366	89	37
891	Engineering, architectural, and surveying services -----	††	††	††	††	11	1 929	488	108	43
893	Accounting, auditing, and bookkeeping services -----	††	††	††	††	34	4 793	1 906	392	107
83, 892, 9	Social and other services -----	††	††	††	††	10	551	281	53	20
83	Social services -----	**	**	**	**	5	229	105	21	13
892, 9	Other services -----	**	**	**	**	5	322	176	32	7

Table 8. Summary Statistics for Firms Subject to Federal Income Tax for Counties and for Places With 2,500 Inhabitants or More: 1982

[For meaning of abbreviations and symbols, see introductory text. For explanation of terms and comparability of 1977 and 1982 censuses, see appendix A. For information on geographic areas followed by Δ, see appendix F.]

Geographic area	All establishments										Establishments with payroll																								
	Unincorporated businesses or operations					Total					Hotels, motels, and other lodging places (SIC 70)					Automotive repair, services, and garages (SIC 75)					Amusement and recreation services, including motion pictures (SIC 78, 79)					Health services, except hospitals (SIC 80, ex. 806)					Legal services (SIC 81)				
	Number	Receipts (\$1,000)	Individual proprietorships (no.)	Partnerships (no.)	Number	Receipts (\$1,000)	Annual payroll (\$1,000)	First quarter payroll (\$1,000)	Paid employees for pay period including March 12 (no.)	Number	Receipts (\$1,000)	Number	Receipts (\$1,000)	Number	Receipts (\$1,000)	Number	Receipts (\$1,000)	Number	Receipts (\$1,000)	Number	Receipts (\$1,000)	Number	Receipts (\$1,000)	Number	Receipts (\$1,000)	Number	Receipts (\$1,000)	Number	Receipts (\$1,000)						
New York	102 875	43 804 255	15 776 670	3 758 689	982 641	2 151 084	8 214	2 210 433	7 083	4 874 805	26 920	6 518 030	10 564	4 906 628																					
Albany County	1 725	614 375	228 614	53 892	17 105	53 884	165	58 404	79	20 801	454	120 840	217	71 417																					
Albany	888	319 323	127 926	29 626	8 783	15 788	69	26 873	21	4 107	276	86 011	181	64 566																					
Columbia County	57	6 686	2 086	498	210	5 924	6	1 442	4	824	22	2 053	6	432																					
Colonie	57	31 680	11 606	2 740	1 114	5 924	5	772	4	824	7	2 829	2	(D)																					
Green Island	6	799	201	45	28	(D)	1	(D)	3	(D)	3	(D)	-	(D)																					
Menands	17	19 418	6 320	1 460	441	(D)	1	(D)	3	(D)	2	(D)	-	(D)																					
Ravena	14	2 407	699	180	115	(D)	-	-	3	1 444	4	367	2	(D)																					
Voorheesville	9	1 345	418	103	41	(D)	-	-	3	340	3	577	-	(D)																					
Watervliet	30	2 615	747	160	89	(D)	-	-	9	13 171	128	30 015	26	4 051																					
Balance of county	647	230 102	78 611	19 080	6 284	(D)	-	-	45	13 171	45	3 399	43	10 585																					
Allegany County	132	21 183	7 784	1 963	919	(D)	-	-	9	3 270	9	3 399	43	10 585																					
Alfred	6	354	99	25	12	(D)	-	-	3	(D)	2	886	23	6 372																					
Wellsville	62	11 206	4 844	1 161	524	3 111	3	(D)	3	(D)	3	2 513	16	(D)																					
Balance of county	64	9 623	2 841	777	383	(D)	-	-	6	2 513	6	(D)	8	(D)																					
Bronx County	2 639	671 972	250 068	58 054	19 376	24 856	350	70 380	80	43 881	880	228 642	130	20 601																					
New York (part) Δ	2 639	671 972	250 068	58 054	19 376	24 856	350	70 380	80	43 881	880	228 642	130	20 601																					
Broome County	1 015	267 632	104 759	24 623	8 782	(D)	-	-	61	344	344	90 152	106	18 589																					
Binghamton	487	133 701	50 850	12 182	4 323	11 589	33	10 071	23	23	186	50 257	66	10 506																					
Endicott	135	34 793	15 476	3 802	1 195	(D)	-	-	5	1 783	46	14 041	19	3 219																					
Johnson City	123	35 674	15 670	3 731	1 136	(D)	-	-	8	2 318	58	14 691	3	501																					
Balance of county	274	63 464	22 757	4 908	2 128	4 463	30	9 741	28	5 684	56	11 163	18	4 363																					
Cattaraugus County	270	52 227	16 662	4 196	1 804	3 449	12	(D)	30	7 816	92	23 551	38	4 080																					
Gowanda (part) Δ	21	1 992	624	145	52	(D)	-	-	1	1 436	12	1 436	5	(D)																					
Olean	140	29 604	9 735	2 437	899	(D)	-	-	5	615	10	1 779	48	2 019																					
Salamanca	26	4 805	1 866	444	221	(D)	-	-	2	(D)	11	3 096	2	(D)																					
Balance of county	87	15 826	4 437	1 170	632	1 435	5	645	16	(D)	21	3 415	11	1 265																					
Cayuga County	277	55 512	19 511	4 526	1 735	3 435	25	5 309	19	3 775	96	18 888	33	3 752																					
Auburn	215	46 367	16 837	3 940	1 477	2 840	16	3 159	10	1 713	88	17 339	27	3 114																					
Balance of county	62	9 145	2 674	586	258	595	9	2 150	10	2 062	8	1 549	6	638																					
Chautauqua County	636	126 984	43 963	10 187	4 075	12 176	50	8 638	50	12 905	205	39 355	64	(D)																					
Dunkirk	89	12 981	5 712	1 303	419	(D)	-	-	6	813	4	7 596	12	1 128																					
Falconer	12	1 116	286	63	39	(D)	-	-	2	(D)	5	3 303	1	(D)																					
Fredonia	55	8 411	2 626	599	273	(D)	-	-	7	1 760	2	2 242	6	874																					
Jamestown	271	62 810	22 271	5 129	1 719	3 520	17	3 526	13	1 628	107	24 596	30	4 658																					
Lakewood	26	3 729	1 061	249	142	(D)	-	-	2	1 278	7	805	-	(D)																					
Silver Creek	16	2 070	823	179	75	(D)	-	-	2	(D)	4	900	1	(D)																					
Westfield	28	2 900	626	131	85	(D)	-	-	3	135	11	1 488	5	107																					
Balance of county	138	33 588	10 547	2 534	1 323	6 056	14	1 422	19	9 172	18	1 425	9	962																					
Chemung County	396	82 791	31 637	7 719	2 502	6 338	38	7 059	16	3 818	139	35 352	30	7 049																					
Elmira	242	54 567	23 039	5 719	1 499	(D)	-	-	18	3 104	96	28 071	25	6 571																					
Elmira Heights	17	2 357	786	178	73	(D)	-	-	8	1 579	8	889	3	(D)																					
Horseheads	59	9 410	3 384	548	323	1 818	6	1 032	4	304	15	2 058	3	(D)																					
Balance of county	78	17 237	5 448	1 274	607	(D)	-	-	14	(D)	19	4 324	2	(D)																					
Chemung County	164	21 095	7 039	1 688	678	1 596	19	1 788	21	2 922	49	7 437	23	3 275																					
Norwich	89	11 410	4 404	1 233	357	(D)	-	-	3	1 166	31	5 591	12	1 492																					
Balance of county	75	9 685	2 635	565	321	(D)	-	-	16	1 582	18	1 846	11	1 783																					
Clinton County	300	56 011	19 839	4 235	1 615	8 195	28	(D)	22	5 688	87	21 959	28	3 946																					
Danmore	5	402	92	12	10	(D)	-	-	2	(D)	-	(D)	-	(D)																					
Plattsburgh	204	38 886	14 513	3 096	1 068	(D)	-	-	16	(D)	70	19 465	25	3 808																					
Balance of county	91	16 751	5 234	1 127	537	4 127	10	1 063	10	3 687	17	2 494	3	140																					
Columbia County	241	40 172	14 827	3 517	1 396	2 118	23	2 204	19	3 080	62	15 416	27	2 994																					
Hudson	109	17 411	6 727	1 529	551	823	5	5	34	7 788	34	15 416	14	1 881																					
Balance of county	132	22 761	8 100	1 988	845	2 118	14	1 381	14	2 535	28	7 628	13	1 113																					

Table 8. Summary Statistics for Firms Subject to Federal Income Tax for Counties and for Places With 2,500 Inhabitants or More: 1982—Con.

[For meaning of abbreviations and symbols, see introductory text. For explanation of terms and comparability of 1977 and 1982 censuses, see appendix A. For information on geographic areas followed by Δ, see appendix F]

Geographic area	All establishments				Establishments with payroll												
	Num-ber	Receipts (\$1,000)	Unincorporated businesses or operations		Total	Paid employees for pay period including March 12 (no.)	First quarter payroll (\$1,000)	Hotels, motels, and other lodging places (SIC 70)		Automotive repair, services, and garages (SIC 75)		Amusement and recreation services, including motion pictures (SIC 79, 79)		Health services, except hospitals (SIC 80, ex. 806)		Legal services (SIC 81)	
			Individual proprietorships (no.)	Partnerships (no.)				Num-ber	Receipts (\$1,000)	Num-ber	Receipts (\$1,000)	Num-ber	Receipts (\$1,000)	Num-ber	Receipts (\$1,000)	Num-ber	Receipts (\$1,000)
New York—Con.																	
Cortland County.....	175	41 833	11 278	4 016	1 625	6 276	13	16	4 298	49	12 184	21	1 619				
Cortland.....	128	33 079	11 327	3 080	1 226	2 291	5	7	968	44	11 449	19	19				
Home.....	20	3 015	1 054	265	106	519	4	2	(D)	2	(D)	2	(D)				
Balance of county.....	27	5 739	1 897	671	293	(D)	4	7	(D)	3	(D)	(D)	(D)				
Delaware County.....	192	23 935	6 944	1 611	814	7 147	13	13	1 878	47	5 752	34	2 697				
Delhi.....	25	2 028	657	140	61	(D)	2	2	(D)	9	681	8	494				
Sidney.....	29	3 192	924	199	105	(D)	2	1	(D)	7	1 770	3	239				
Walton.....	25	2 961	874	197	89	(D)	2	3	143	7	1 238	6	697				
Balance of county.....	113	15 754	4 489	1 075	559	(D)	9	9	(D)	24	2 063	17	1 267				
Dutchess County.....	1 152	261 307	98 602	22 890	8 176	15 858	113	61	11 651	360	97 977	113	19 884				
Beacon.....	52	7 997	2 635	587	236	7 476	5	3	799	15	3 190	6	639				
Poughkeepsie.....	371	103 804	41 656	9 898	3 646	7 554	29	18	3 107	118	37 500	67	15 116				
Rhinebeck.....	43	6 728	2 326	507	144	(D)	2	2	(D)	15	2 696	8	732				
Wappingers Falls.....	70	13 727	4 574	1 036	416	(D)	8	3	(D)	17	4 566	2	(D)				
Balance of county.....	616	129 061	47 411	10 862	3 734	7 965	68	35	6 721	195	50 025	30	(D)				
Erie County.....	4 937	1 475 429	567 876	135 876	45 613	55 699	526	248	109 546	1 477	350 836	464	123 910				
Akron.....	16	1 756	522	106	48	(D)	2	1	(D)	3	228	3	338				
Blasdell.....	15	1 359	410	96	34	(D)	2	2	(D)	8	784	1	(D)				
Buffalo.....	1 935	725 703	281 622	66 587	20 795	6 149	199	63	43 100	533	141 646	328	109 901				
Depew.....	69	10 422	3 884	856	347	(D)	14	1	2 568	19	2 984	2	(D)				
East Aurora.....	72	17 749	6 145	1 363	697	(D)	4	6	632	23	11 597	6	1 414				
Gowanda (part) Δ.....	5	366	109	50	14	(D)	1	1	(D)	1	(D)	1	(D)				
Hamburg.....	129	27 036	7 976	1 876	735	(D)	18	10	(D)	35	5 841	7	799				
Kenmore.....	130	21 381	8 621	1 982	793	(D)	9	5	846	41	5 999	9	846				
Lackawanna.....	81	10 768	3 443	893	340	(D)	8	5	887	43	6 989	4	1 011				
Lancaster.....	46	7 875	2 670	621	298	(D)	4	3	(D)	14	3 183	4	304				
Orchard Park.....	54	19 670	13 082	3 865	855	(D)	2	6	(D)	22	6 705	5	(D)				
Sloan.....	12	6 348	2 257	68	31	(D)	1	1	(D)	5	612	5	(D)				
Springville.....	101	17 123	5 025	1 085	525	(D)	17	3	447	9	3 821	5	246				
Tonawanda.....	139	40 655	18 028	4 262	1 376	1 100	4	4	605	16	2 664	12	804				
Williamsville.....	2 101	566 370	212 954	51 394	18 449	44 245	238	136	44 961	670	142 295	59	6 810				
Balance of county.....	216	40 144	11 421	2 561	1 209	23 966	9	19	4 823	43	4 553	19	1 630				
Essex County.....	10	218	771	44	18	(D)	1	1	(D)	2	(D)	2	(D)				
Saranac Lake (part) Δ.....	31	2 519	699	152	76	183	3	3	(D)	13	1 048	3	(D)				
Ticonderoga.....	175	36 854	10 504	2 365	1 115	(D)	6	16	(D)	28	(D)	16	(D)				
Balance of county.....	160	20 128	6 594	1 487	605	2 846	17	11	1 484	45	8 251	23	2 792				
Franklin County.....	45	7 742	2 956	698	250	442	4	4	304	23	2 759	10	2 066				
Malone.....	48	7 200	2 068	421	149	(D)	2	3	441	15	(D)	6	416				
Saranac Lake (part) Δ.....	22	1 536	311	84	50	(D)	3	2	48	3	486	4	211				
Tupper Lake.....	35	3 650	1 239	264	156	(D)	8	3	(D)	4	(D)	3	99				
Balance of county.....	191	25 871	7 394	1 676	696	2 245	11	15	2 174	62	7 530	27	2 913				
Fulton County.....	109	15 263	4 687	1 088	389	(D)	4	3	299	41	4 890	18	2 276				
Dolgeville (part) Δ.....	53	8 111	2 160	498	252	(D)	5	4	508	17	2 356	5	432				
Gloversville.....	29	2 497	547	90	55	(D)	2	8	1 064	4	284	4	205				
Johnstown.....	233	73 358	19 855	3 983	1 848	4 060	27	23	28 612	71	13 795	32	(D)				
Balance of county.....	163	44 379	13 193	2 866	1 325	(D)	14	12	2 420	60	10 031	22	1 924				
Genesee County.....	22	5 485	1 979	471	243	(D)	3	1	(D)	6	3 423	7	738				
Attica (part) Δ.....	48	23 494	4 683	646	280	(D)	10	10	(D)	5	341	3	(D)				
Batavia.....	261	54 848	15 029	3 524	1 837	19 721	23	25	3 567	34	8 317	18	1 999				
Le Roy.....	69	11 791	4 267	918	449	708	6	6	1 768	17	5 567	8	909				
Balance of county.....	11	1 720	10 288	113	37	19 013	3	1	607	3	607	1	(D)				
Greene County.....	181	41 337	10 288	2 493	1 351	19 013	12	18	(D)	14	2 143	9	(D)				
Catskill.....	261	54 848	15 029	3 524	1 837	19 721	23	25	3 567	34	8 317	18	1 999				
Coxsackie.....	69	11 791	4 267	918	449	708	6	6	1 768	17	5 567	8	909				
Balance of county.....	11	1 720	10 288	113	37	19 013	3	1	607	3	607	1	(D)				

Table 8. Summary Statistics for Firms Subject to Federal Income Tax for Counties and for Places With 2,500 Inhabitants or More: 1982—Con.

[For meaning of abbreviations and symbols, see introductory text. For explanation of terms and comparability of 1977 and 1982 censuses, see appendix A. For information on geographic areas followed by Δ, see appendix F.]

Geographic area	All establishments			Establishments with payroll												Legal services (SIC 81)	
	Num-ber	Receipts (\$1,000)	Unincorporated businesses or operations	Total			Hotels, motels, and other lodging places (SIC 70)		Automotive repair, services, and garages (SIC 75)		Amusement and recreation services, including motion pictures (SIC 78, 79)		Health services, except hospitals (SIC 80, ex. 806)		Num-ber	Receipts (\$1,000)	
				Num-ber	Receipts (\$1,000)	Annual payroll (\$1,000)	First quarter payroll (\$1,000)	Paid employees for pay period including March 12 (no.)	Num-ber	Receipts (\$1,000)	Num-ber	Receipts (\$1,000)	Num-ber	Receipts (\$1,000)			Num-ber
New York—Con.																	
Hamilton County	45	4 116	126	138	922	138	126	29	2 854	2	(D)	8	499	3	411	1	(D)
Herkimer County	214	24 298	872	1 862	8 102	1 862	872	29	3 778	14	1 593	16	2 226	67	8 268	32	2 724
Dodgeville (part) Δ	9	670	17	42	78	17	13	-	-	1	(D)	1	(D)	4	227	2	(D)
Frankfort	56	6 002	483	2 260	2 260	483	253	4	(D)	2	(D)	2	(D)	24	2 365	12	1 193
Ilwaco	38	3 724	276	1 243	1 243	276	113	2	(D)	2	(D)	2	(D)	13	1 876	8	554
Little Falls	26	4 524	416	1 676	1 676	416	156	1	(D)	2	(D)	2	(D)	1	2 525	5	411
Monkton	9	978	90	401	401	90	60	1	(D)	1	(D)	6	1 007	10	232	3	397
Balance of county	68	7 917	273	538	2 320	538	273	22	2 120	6	990	8	1 007	10	(D)	3	397
Jefferson County	331	60 934	1 670	4 561	21 381	4 561	1 670	50	10 942	24	4 476	31	4 293	99	22 080	30	4 503
Carthage	17	3 171	225	3 652	15 745	3 652	1 149	9	5 046	14	3 325	13	2 153	75	18 101	26	3 989
Watertown	115	14 163	423	684	4 535	684	423	41	5 896	9	(D)	18	2 140	15	1 932	2	(D)
Balance of county	6 422	1 519 059	42 915	131 975	560 228	131 975	42 915	39	15 446	805	149 744	223	57 965	2 184	505 199	420	77 790
Kings County	6 422	1 519 059	42 915	131 975	560 228	131 975	42 915	39	15 446	805	149 744	223	57 965	2 184	505 199	420	77 790
New York (part) Δ																	
Lewis County	61	5 816	151	258	1 167	258	151	8	469	7	528	9	505	14	1 927	6	883
Lowville	31	3 533	114	194	814	194	114	7	(D)	1	(D)	2	(D)	12	(D)	5	(D)
Balance of county	30	2 283	37	64	356	64	37	1	(D)	6	(D)	7	(D)	2	(D)	1	(D)
Livingston County	189	27 702	857	2 122	8 768	2 122	857	8	(D)	18	4 851	14	1 823	46	9 257	24	1 930
Avon	20	3 914	123	321	1 409	321	123	1	(D)	4	(D)	7	(D)	14	1 811	3	142
Dansville	40	7 545	672	1 702	2 702	1 702	672	1	(D)	3	(D)	4	566	14	2 674	6	395
Geneseo	33	5 720	176	395	2 457	395	176	1	(D)	4	(D)	4	566	9	1 729	5	826
Mount Morris	18	1 373	49	350	1 350	350	49	1	(D)	1	(D)	1	(D)	4	254	4	339
Balance of county	78	9 150	349	656	2 850	656	349	5	484	11	(D)	9	(D)	12	2 789	6	228
Madison County	222	37 973	1 154	3 455	13 662	3 455	1 154	5	1 833	20	2 206	19	2 361	70	12 442	35	2 993
Canastota	21	5 117	144	445	1 900	445	144	1	(D)	5	(D)	5	1 142	5	407	4	327
Cazenovia	28	3 614	973	1 944	3 614	1 944	973	1	(D)	1	(D)	4	(D)	4	452	4	442
Chittenango	22	4 708	165	270	1 095	270	165	2	(D)	2	(D)	1	(D)	6	1 998	7	427
Hamilton	26	4 708	165	270	1 095	270	165	1	(D)	1	(D)	2	(D)	13	1 609	7	(D)
Momsville	13	1 593	34	37	1 190	37	34	1	(D)	2	(D)	2	(D)	3	(D)	4	218
Oneida	69	11 693	352	1 087	4 489	1 087	352	3	(D)	2	(D)	3	514	31	6 875	6	989
Balance of county	43	3 714	131	271	968	271	131	1	(D)	15	1 319	3	196	10	(D)	2	(D)
Monroe County	3 467	1 133 749	34 072	103 781	435 871	103 781	34 072	43	44 879	301	88 742	186	55 309	991	256 706	375	100 937
Brookport	49	8 567	309	835	3 436	835	309	4	(D)	4	260	4	849	23	5 640	7	650
East Rochester	51	10 152	245	671	3 134	671	245	3	(D)	3	2 003	2	(D)	9	501	5	773
Fairport	57	12 346	288	705	2 868	705	288	1	(D)	1	(D)	1	(D)	19	2 380	4	226
Hilton	19	3 622	153	302	1 200	302	153	2	(D)	2	(D)	1	(D)	7	1 235	-	-
Rochester	1 771	701 091	20 478	66 284	278 448	66 284	20 478	13	19 689	174	49 569	63	18 490	444	127 926	315	95 558
Spencerport	16	1 813	90	149	665	149	90	1	(D)	6	1 532	-	-	5	1 108	2	(D)
Webster	47	10 745	358	964	4 417	964	358	29	(D)	104	33 057	115	35 287	21	6 849	3	(D)
Balance of county	1 457	385 413	12 171	33 871	141 790	33 871	12 171	2	(D)	6	1 532	-	-	463	111 067	39	3 163
Montgomery County	193	27 550	893	2 297	9 550	2 297	893	5	1 440	16	(D)	16	2 239	67	10 101	27	3 030
Amsterdam	138	19 436	555	1 524	6 686	1 524	555	3	(D)	10	2 518	8	1 256	54	7 985	20	2 436
Fort Plain	7	848	41	84	351	84	41	2	(D)	6	(D)	8	(D)	4	324	1	(D)
Balance of county	48	7 266	297	689	2 513	689	297	2	(D)	6	(D)	8	(D)	9	1 792	6	(D)
Nassau County	12 002	4 129 551	96 838	334 498	1 441 958	334 498	96 838	70	61 064	913	269 568	670	380 945	3 341	862 652	1 239	274 056
Bayville	21	2 191	70	146	632	146	70	1	(D)	3	161	2	(D)	4	539	2	(D)
Brookville	16	3 363	56	228	1 190	228	56	1	(D)	5	582	6	1 551	44	8 876	14	1 869
Cedarhurst	127	23 136	863	2 101	8 586	2 101	863	1	(D)	5	582	5	1 128	41	5 222	2	(D)
East Hills	86	11 430	213	917	4 506	917	213	1	(D)	2	544	3	1 128	41	5 222	2	(D)
Balance of county	73	9 335	310	893	3 720	893	310	1	(D)	2	544	3	1 128	28	5 702	2	(D)

Table 8. Summary Statistics for Firms Subject to Federal Income Tax for Counties and for Places With 2,500 Inhabitants or More: 1982—Con.

[For meaning of abbreviations and symbols, see introductory text. For explanation of terms and comparability of 1977 and 1982 censuses, see appendix A. For information on geographic areas followed by Δ, see appendix F.]

Geographic area	All establishments			Establishments with payroll										Selected kind-of-business or operation groups									
	Num-ber	Unincorporated businesses or operations		Recep-ts (\$1,000)	Num-ber	Part-nerships (no.)	Individual prop-erties (no.)	Total			Paid em-ployees for pay period including March 12 (no.)	Hotels, motels, and other lodg-ing places (SIC 70)	Automotive repair, ser-vices, and garages (SIC 75)		Amuse-ment and recreation ser-vices, in-cluding motion pic-tures (SIC 78, 79)		Health ser-vices, ex-cept hos-pitals (SIC 80, ex. 806)		Legal ser-vices (SIC 81)				
		Recep-ts (\$1,000)	Annual pay-roll (\$1,000)					First quarter pay-roll (\$1,000)	Num-ber	Recep-ts (\$1,000)			Num-ber	Recep-ts (\$1,000)	Num-ber	Recep-ts (\$1,000)	Num-ber	Recep-ts (\$1,000)		Num-ber	Recep-ts (\$1,000)	Num-ber	Recep-ts (\$1,000)
New York—Con.																							
Nassau County—Con.																							
East Williston	111	28 973	10 981	233	47	-	-	-	-	-	-	-	-	-	5	737	1	(D)					
Farmingdale	164	30 631	9 662	2 148	892	(D)	-	1 317	(D)	-	-	-	-	-	7	8 451	4	1 151					
Floral Park	37	6 050	2 562	667	98	(D)	-	4 840	(D)	-	-	-	-	-	21	6 451	15	1 280					
Flower Hill	258	67 834	24 232	5 643	1 657	(D)	-	4 209	(D)	-	-	-	-	-	14	2 888	1	2 431					
Freeport	554	200 515	72 990	17 772	5 312	(D)	-	20 396	(D)	-	-	-	-	-	102	28 734	217	50 857					
Garden City	223	51 229	16 261	4 578	1 226	(D)	-	2 339	(D)	-	-	-	-	-	30	25 636	14	2 689					
Glens Cove	259	473 696	127 971	27 976	5 980	(D)	-	16 250	(D)	-	-	-	-	-	59	45 023	18	4 594					
Great Neck	57	7 781	3 440	875	180	(D)	-	(D)	-	-	-	-	-	-	25	5 039	2	(D)					
Great Neck Estates	393	133 223	47 502	11 519	2 705	-	-	10 769	(D)	-	-	-	-	-	102	22 701	61	12 315					
Great Neck Plaza	328	117 749	43 352	10 970	3 249	(D)	-	7 762	(D)	-	-	-	-	-	121	40 825	35	9 504					
Hempstead	22	6 531	3 490	964	235	(D)	-	6 950	(D)	-	-	-	-	-	3	(D)	-	-					
Island Park	30	5 137	1 512	370	76	-	-	(D)	-	-	-	-	-	-	12	1 277	2	(D)					
Kings Point	113	19 537	6 775	1 727	416	-	-	1 788	(D)	-	-	-	-	-	64	9 610	4	987					
Lawrence	146	43 535	16 845	3 921	1 238	(D)	-	1 551	(D)	-	-	-	-	-	57	19 600	10	857					
Long Beach	227	55 179	20 812	4 865	1 935	(D)	-	10 051	(D)	-	-	-	-	-	53	9 077	23	2 955					
Lynbrook	54	8 125	2 720	536	85	(D)	-	4 400	(D)	-	-	-	-	-	5	492	6	632					
Malverne	19	3 054	1 095	227	21	-	-	(D)	-	-	-	-	-	-	1	(D)	-	-					
Manhasseten	80	13 815	4 775	1 018	350	-	-	(D)	-	-	-	-	-	-	24	4 810	4	258					
Massapequa Park	475	150 507	64 401	16 092	3 336	(D)	-	3 825	(D)	-	-	-	-	-	91	26 502	183	57 969					
Mineola	23	4 060	2 000	384	92	-	-	-	-	-	-	-	-	-	15	2 239	1	(D)					
Munsey Park	12	4 257	1 732	286	69	-	-	-	-	-	-	-	-	-	2	(D)	-	-					
Muttontown	120	50 786	18 304	4 556	998	-	-	3 346	(D)	-	-	-	-	-	7	957	1	(D)					
New Hyde Park	20	2 119	875	186	403	-	-	(D)	-	-	-	-	-	-	31	17 125	5	526					
Old Westbury	56	22 440	9 742	1 862	403	-	-	906	(D)	-	-	-	-	-	11	3 198	2	(D)					
Port Washington North	451	141 307	63 320	14 993	4 305	(D)	-	3 032	(D)	-	-	-	-	-	172	42 581	42	7 343					
Rockville Centre	19	2 826	1 106	443	36	-	-	-	-	-	-	-	-	-	6	1 098	-	-					
Sands Point	33	4 608	1 698	381	108	-	-	1 828	(D)	-	-	-	-	-	8	967	-	-					
Sea Cliff	28	11 327	3 410	779	147	-	-	8 064	(D)	-	-	-	-	-	6	1 195	-	-					
Thomaston	382	92 959	31 268	6 756	2 387	-	-	-	-	-	-	-	-	-	95	18 388	29	6 039					
Valley Stream	153	123 915	28 312	5 449	1 541	(D)	-	12 428	(D)	-	-	-	-	-	37	7 640	8	805					
Westbury	76	9 753	3 079	798	250	-	-	1 650	(D)	-	-	-	-	-	22	2 699	9	1 805					
Williston Park	6 768	2 179 662	771 805	178 665	55 172	-	-	162 556	(D)	-	-	-	-	-	1 833	(D)	498	105 996					
Balance of county	27 848	22 979 858	8 359 370	2 021 984	419 875	-	-	429 271	(D)	-	-	-	-	-	4 684	1 155 276	3 555	3 581 158					
New York (part) Δ	27 848	22 979 858	8 359 370	2 021 984	419 875	-	-	429 271	(D)	-	-	-	-	-	4 684	1 155 276	3 555	3 581 158					
Niagara County	908	173 089	61 587	14 560	5 829	-	-	16 717	(D)	-	-	-	-	-	59	12 677	275	56 007					
Lewiston	34	5 287	2 088	496	257	-	-	-	-	-	-	-	-	-	2	1 913	11	2 992					
Lockport	178	33 025	12 863	3 008	1 127	(D)	-	1 961	(D)	-	-	-	-	-	69	13 088	25	3 713					
Niagara Falls	391	88 588	31 778	7 815	3 101	-	-	5 309	(D)	-	-	-	-	-	124	27 522	48	5 195					
North Tonawanda	138	17 815	6 364	1 498	508	-	-	3 001	(D)	-	-	-	-	-	35	5 529	16	810					
Balance of county	167	28 374	8 494	1 743	836	-	-	6 146	(D)	-	-	-	-	-	36	6 876	3	320					
Oneida County	1 110	252 088	98 271	23 305	8 758	-	-	17 942	(D)	-	-	-	-	-	83	82 718	124	16 688					
Camden	14	1 358	333	83	39	-	-	(D)	-	-	-	-	-	-	2	(D)	3	(D)					
New York Mills	9	2 100	456	116	31	-	-	(D)	-	-	-	-	-	-	2	(D)	-	-					
Rome	202	42 495	15 775	3 706	1 410	-	-	2 165	(D)	-	-	-	-	-	14	1 766	66	2 414					
Sherrill	7	680	328	33	58	-	-	-	-	-	-	-	-	-	2	(D)	1	(D)					
Utica	533	137 019	57 938	14 278	5 047	-	-	9 063	(D)	-	-	-	-	-	11	3 468	80	12 231					
Whitesboro	27	5 556	1 554	392	267	-	-	1 334	(D)	-	-	-	-	-	4	458	4	(D)					
Yorkville	18	2 110	520	140	75	-	-	1 124	(D)	-	-	-	-	-	1	(D)	1	(D)					
Balance of county	300	60 770	21 367	4 557	1 831	-	-	14 888	(D)	-	-	-	-	-	69	12 121	20	1 488					

Table 8. Summary Statistics for Firms Subject to Federal Income Tax for Counties and for Places With 2,500 Inhabitants or More: 1982—Con.

[For meaning of abbreviations and symbols, see introductory text. For explanation of terms and comparability of 1977 and 1982 censuses, see appendix A. For information on geographic areas followed by Δ, see appendix F.]

Geographic area	All establishments				Establishments with payroll										Selected kind-of-business or operation groups		Legal services (SIC 81)	
	Num-ber	Receipts (\$1,000)	Unincorporated businesses or operations		Total			Hotels, motels, and other lodging places (SIC 70)		Automotive repair, services, and garages (SIC 75)		Amusement and recreation services, including motion pictures (SIC 78, 79)		Health services, except hospitals (SIC 80, ex. 806)		Num-ber	Receipts (\$1,000)	
			Individual propie-torships (no.)	Partne-rships (no.)	Num-ber	Receipts (\$1,000)	Annual payroll (\$1,000)	First quarter payroll (\$1,000)	Paid employees for pay period including March 12 (no.)	Num-ber	Receipts (\$1,000)	Num-ber	Receipts (\$1,000)	Num-ber	Receipts (\$1,000)			
																		Num-ber
New York—Con.																		
Onondaga County	2 419	756 231	283 024	65 989	22 364	42 997	75 902	138	29 425	659	166 388	249	66 309					
Baldwinsville	37	5 786	1 152	292	138	152	548	5	791	6	753	3	744					
East Syracuse	53	30 436	9 207	2 022	831	14	8 569	4	839	5	(D)	3	239					
Fayetteville	42	8 166	3 130	674	259	710	(D)	1	(D)	15	2 696	5	618					
Liverpool	95	23 026	10 181	2 207	909	8	1 113	8	2 101	28	7 467	6	656					
Manlius	27	4 560	1 305	246	104	(D)	(D)	2	(D)	10	1 119	1	(D)					
Minoa	5	2 387	1 074	242	174	1	(D)	1	(D)	12	(D)	7	744					
North Syracuse	61	14 915	4 468	1 020	281	1	(D)	2	(D)	2	1 621	4	370					
Skaneateles	36	4 923	1 766	432	123	2	80	2	(D)	11	1 377	3	129					
Solvay	33	9 142	3 661	661	305	4	39 206	42	9 874	416	116 446	190	129					
Syracuse	1 374	472 217	187 900	43 971	13 990	27 998	39 206	42	9 874	416	116 446	190	129					
Balance of county	650	180 673	60 220	14 223	5 150	8 128	21 559	72	14 103	145	28 106	27	(D)					
Ontario County	391	84 100	25 043	5 633	2 391	5 692	5 095	32	17 688	100	20 208	45	4 501					
Canandaigua	111	20 224	6 965	1 641	582	4	1 683	7	2 252	32	8 087	17	1 396					
Geneva (part) Δ	116	(D)	(D)	(D)	(D)	1 129	1 160	7	7 402	37	7 402	20	2 167					
Balance of county	164	(D)	(D)	(D)	(D)	(D)	2 252	18	(D)	31	4 719	8	938					
Orange County	1 326	276 936	97 427	23 814	7 667	15 784	31 363	60	12 467	376	89 593	173	28 130					
Cornwall on Hudson Δ	29	2 874	773	152	70	(D)	(D)	1	(D)	11	1 387	5	449					
Goshen	70	14 369	3 669	850	215	1	4 224	1	(D)	18	3 040	20	3 166					
Greenwood Lake	6	425	84	31	425	2	(D)	1	(D)	6	696	2	(D)					
Highland Falls	16	1 795	682	173	58	(D)	(D)	13	2 224	82	23 095	31	(D)					
Middletown	231	53 231	22 483	5 346	1 925	3 003	3 184	27	5 086	100	26 903	39	7 792					
Monroe	81	12 907	4 146	993	347	(D)	(D)	6	1 079	25	4 987	10	657					
Newburgh	262	71 162	24 810	6 747	1 679	4 638	5 995	7	2 657	84	17 410	41	7 998					
Port Jervis	75	12 867	4 529	1 190	370	262	643	2	(D)	29	8 282	10	1 124					
Walden	25	3 223	859	173	81	(D)	344	3	(D)	5	563	4	1 074					
Warwick	59	7 583	2 755	659	162	6 373	14 022	27	5 086	16	3 240	10	981					
Balance of county	472	95 969	32 296	7 457	2 749	6 373	14 022	27	5 086	100	26 903	39	7 792					
Orleans County	104	13 383	4 393	1 005	437	(D)	1 537	8	699	41	7 000	11	1 351					
Albion	29	3 117	971	237	82	(D)	(D)	4	181	13	1 551	4	777					
Medina	49	8 088	2 853	636	293	(D)	838	2	(D)	22	4 824	5	777					
Balance of county	26	2 178	569	132	62	(D)	(D)	2	(D)	6	625	2	(D)					
Oswego County	289	49 903	16 285	3 908	1 590	3 787	7 466	21	5 153	91	18 748	29	3 223					
Fulton	68	10 899	3 556	733	276	(D)	3 254	5	1 301	28	3 406	8	564					
Oswego	109	26 946	9 576	2 293	844	(D)	2 210	6	2 347	43	13 306	16	1 655					
Balance of county	112	12 718	3 553	782	370	1 179	2 002	10	1 505	20	2 037	5	924					
Otsego County	239	37 385	13 132	2 625	1 281	6 155	3 160	17	2 634	53	9 019	34	2 945					
Oneonta	128	23 875	9 237	1 964	933	(D)	1 263	5	1 446	42	8 425	21	1 903					
Balance of county	111	13 510	3 895	662	348	(D)	1 897	12	1 188	11	594	13	1 042					
Putnam County	376	52 095	18 149	4 469	1 582	2 152	5 173	29	5 300	91	18 571	33	3 455					
Queens County	6 776	2 106 072	719 646	166 835	55 245	65 048	310 041	252	212 470	2 174	550 699	405	78 068					
New York (part) Δ	6 776	2 106 072	719 646	166 835	55 245	65 048	310 041	252	212 470	2 174	550 699	405	78 068					
Rensselaer County	548	97 027	36 133	8 306	2 974	4 802	(D)	23	3 633	184	38 268	68	8 245					
Hoosick Falls	14	1 204	248	51	29	(D)	(D)	1	(D)	6	580	4	305					
Rensselaer	29	8 819	3 393	766	362	(D)	786	5	(D)	6	854	4	305					
Troy	325	65 569	25 711	6 027	1 908	2 950	3 706	9	1 257	133	31 668	46	6 866					
Balance of county	180	21 445	6 781	1 462	1 462	2 950	(D)	11	1 851	39	5 166	17	(D)					
Richmond County	1 402	291 359	112 140	25 976	8 636	4 310	18 140	60	13 671	498	139 302	101	14 932					
New York (part) Δ	1 402	291 359	112 140	25 976	8 636	4 310	18 140	60	13 671	498	139 302	101	14 932					

Table 8. Summary Statistics for Firms Subject to Federal Income Tax for Counties and for Places With 2,500 Inhabitants or More: 1982—Con.

[For meaning of abbreviations and symbols, see introductory text. For explanation of terms and comparability of 1977 and 1982 censuses, see appendix A. For information on geographic areas followed by Δ, see appendix F.]

Geographic area	All establishments				Establishments with payroll													
	Unincorporated businesses or operations		Total		Selected kind-of-business or operation groups						Health services, except hospitals (SIC 80, ex. 806)		Legal services (SIC 81)					
	Number	Receipts (\$1,000)	Individual proprietorships (no.)	Partnerships (no.)	Number	Receipts (\$1,000)	Annual payroll (\$1,000)	First quarter payroll (\$1,000)	Paid for pay employees including March 12 (no.)	Hotels, motels, and other lodging places (SIC 70)	Automotive repair, services, and garages (SIC 75)	Amusement and recreation services, including motion pictures (SIC 78, 79)	Health services, except hospitals (SIC 80, ex. 806)	Legal services (SIC 81)				
New York—Con.																		
Rockland County.....	11	392 382	11	11	1716	136 858	30 454	10 628	24	14 026	155	25 910	89	22 529	509	196 489	161	28 151
Haverstraw.....	40	16 200	40	40	634	2 668	2 668	2 668	2	2 201	9	2 201	6	1 331	15	2 997	8	752
NYack.....	79	16 468	79	79	6 861	6 861	1 502	539	2	(D)	11	1 323	6	(D)	15	6 845	14	1 833
Sloatsburg.....	14	2 028	14	14	120	378	74	26	2	(D)	3	329	1	(D)	3	(D)	(D)	(D)
South Nyack.....	8	1 029	8	8	378	13 228	2 903	1 157	5	(D)	2	1 999	6	1 061	55	12 035	26	2 949
Spring Valley.....	207	33 929	207	207	33 929	13 228	2 903	1 157	5	(D)	18	1 999	6	1 061	55	12 035	26	2 949
Suffern.....	116	29 202	116	116	116	11 524	2 643	869	1	(D)	9	1 531	5	(D)	41	13 516	15	3 246
West Haverstraw.....	28	16 742	28	28	188	2 154	2 154	188	13	6 419	5	(D)	1	(D)	8	1 772	2	(D)
Balance of county.....	1 224	284 694	1 224	1 224	99 460	22 053	22 053	7 521	13	6 419	98	17 511	70	18 311	369	98 594	96	(D)
St. Lawrence County.....	355	52 248	355	355	19 395	19 395	4 564	1 740	34	4 706	19	(D)	23	2 186	124	23 637	41	4 363
Canton.....	46	6 470	46	46	2 429	2 429	521	218	3	(D)	4	402	2	(D)	11	1 475	8	1 067
Gouverneur.....	26	2 594	26	26	802	2 594	176	71	5	(D)	3	(D)	2	(D)	11	872	5	463
Massena.....	68	14 845	68	68	5 643	5 643	1 338	587	3	963	3	(D)	4	666	29	9 099	8	876
Ogdensburg.....	73	9 478	73	73	4 178	12 052	1 121	260	4	388	6	388	4	396	29	5 797	7	819
Potsdam.....	69	9 924	69	69	3 335	3 494	763	335	10	400	1	(D)	4	(D)	29	4 876	6	520
Balance of county.....	73	8 937	73	73	8 937	13 039	6 445	2 69	13	400	5	323	6	476	15	1 518	7	618
Saratoga County.....	553	106 057	553	553	29 453	29 453	6 501	2 838	38	9 397	50	6 420	49	22 241	134	18 324	54	5 114
Ballston Spa.....	46	6 910	46	46	2 061	2 061	494	218	1	(D)	6	370	4	78	9	1 012	8	742
Corinth.....	13	1 596	13	13	1 596	1 596	71	38	1	(D)	1	(D)	1	(D)	7	780	1	(D)
Mechanicville.....	33	3 147	33	33	814	814	182	100	2	(D)	2	(D)	3	(D)	10	1 195	6	766
Saratoga Springs.....	180	39 636	180	180	12 052	12 052	2 619	1 098	20	5 173	12	1 255	15	(D)	54	(D)	22	2 147
South Glens Falls.....	35	4 221	35	35	1 191	1 191	266	135	1	(D)	3	(D)	6	(D)	6	853	2	(D)
Balance of county.....	246	50 547	246	246	13 039	13 039	2 869	1 255	15	(D)	26	3 904	26	(D)	48	(D)	15	1 288
Schenectady County.....	747	484 314	747	747	165 372	165 372	40 354	7 527	7	5 449	59	(D)	30	6 093	281	64 215	90	13 109
Schenectady.....	503	5 527	503	503	1 777	1 777	395	196	6	(D)	35	898	12	2 725	196	50 421	82	12 234
Scotia.....	35	5 527	35	35	395	395	196	106	1	(D)	5	(D)	10	(D)	10	1 107	6	(D)
Balance of county.....	209	(D)	209	209	(D)	(D)	(D)	(D)	1	(D)	19	(D)	17	(D)	75	12 687	6	(D)
Schoharie County.....	90	16 683	90	90	5 291	5 291	1 120	527	7	1 278	9	3 489	5	1 416	20	(D)	12	824
Cobleskill.....	41	9 959	41	41	3 297	3 297	728	317	1	(D)	4	(D)	3	(D)	10	4 482	7	422
Balance of county.....	49	7 114	49	49	1 984	1 984	392	210	6	(D)	5	(D)	2	(D)	10	(D)	5	402
Schuyler County.....	61	6 958	61	61	2 252	2 252	328	161	11	1 236	4	142	9	512	12	3 687	10	572
Seneca County.....	92	14 571	92	92	4 501	4 501	1 058	527	4	(D)	11	2 041	7	1 370	29	5 820	13	1 264
Geneva (part) Δ.....	1	(D)	1	1	(D)	(D)	(D)	(D)	(D)	(D)	(D)	(D)	(D)	(D)	(D)	(D)	(D)	(D)
Seneca Falls.....	40	4 136	40	40	1 228	1 228	275	142	(D)	(D)	(D)	(D)	(D)	(D)	14	1 756	8	730
Watertown.....	33	8 004	33	33	2 617	2 617	610	309	2	(D)	6	1 288	2	(D)	11	3 549	4	(D)
Balance of county.....	18	(D)	18	18	(D)	(D)	(D)	(D)	2	(D)	4	(D)	4	(D)	4	515	1	(D)
Steuben County.....	367	68 565	367	367	24 822	24 822	6 015	2 239	23	10 295	27	4 675	14	(D)	115	24 018	49	4 641
Bath.....	55	8 302	55	55	2 778	2 778	637	291	4	(D)	3	(D)	2	(D)	9	1 536	12	1 586
Canisteo.....	6	469	6	6	162	162	43	17	5	(D)	1	(D)	2	(D)	3	(D)	3	(D)
Coming.....	106	21 577	106	106	8 560	8 560	2 134	715	5	(D)	6	1 256	37	750	37	9 810	18	883
Hornell.....	86	16 299	86	86	16 299	16 299	1 387	521	2	(D)	2	(D)	4	(D)	39	9 590	7	1 217
Balance of county.....	114	21 918	114	114	7 246	7 246	1 814	695	12	3 919	15	2 629	8	1 630	29	(D)	9	(D)
Suffolk County.....	7205	1 701 891	7205	7205	615 024	615 024	145 231	45 879	153	59 523	796	159 217	409	106 884	1 913	465 432	603	93 797
Amityville.....	126	25 517	126	126	10 365	10 365	2 546	759	1	(D)	22	2 125	8	923	39	9 486	4	697
Babylon.....	129	30 927	129	129	12 084	12 084	2 711	1 096	7	(D)	7	1 384	7	1 396	31	4 474	22	2 470
Belport.....	27	2 808	27	27	818	818	207	80	(D)	(D)	3	326	1	(D)	9	967	1	(D)
Brightwaters.....	13	1 252	13	13	371	371	72	39	(D)	(D)	1	(D)	(D)	(D)	4	308	1	(D)
Lake Grove.....	38	4 754	38	38	1 824	1 824	422	158	1	(D)	1	(D)	2	(D)	20	3 176	1	(D)
Lindenhurst.....	134	23 419	134	134	8 392	8 392	1 858	600	3	304	28	3 750	4	543	37	6 426	8	1 801
Lloyd Harbor.....	8	1 415	8	8	593	593	126	17	(D)	(D)	1	(D)	6	(D)	6	(D)	1	(D)
Northport.....	71	14 030	71	71	5 487	5 487	1 282	321	(D)	(D)	6	682	1	(D)	11	1 115	8	1 372
Patchogue.....	225	44 891	225	225	16 689	16 689	3 859	1 302	5	(D)	22	4 049	10	3 640	66	15 295	34	4 809
Port Jefferson.....	135	38 074	135	135	16 508	16 508	3 815	1 130	1	(D)	8	1 532	5	1 763	67	27 671	20	1 428

Table 8. Summary Statistics for Firms Subject to Federal Income Tax for Counties and for Places With 2,500 Inhabitants or More: 1982—Con.

[For meaning of abbreviations and symbols, see introductory text. For explanation of terms and comparability of 1977 and 1982 censuses, see appendix A. For information on geographic areas followed by Δ, see appendix F]

Geographic area	All establishments		Establishments with payroll															
	Num-ber	Receipts (\$1,000)	Unincorporated businesses or operations			Total							Selected kind-of-business or operation groups					
			Individual proprie-torships (no.)	Partne-rships (no.)	Num-ber	Receipts (\$1,000)	Annual Payroll (\$1,000)	First quarter payroll (\$1,000)	Paid employees for pay period including March 12 (no.)	Hotels, motels, and other lodging places (SIC 70)	Automotive repair, services, and garages (SIC 75)	Amusement and recreation services, including motion pictures (SIC 78, 79)	Health services, except hospitals (SIC 80, ex. 806)	Legal services (SIC 81)				
	Receipts (\$1,000)	Partne-rships (no.)	Num-ber	Receipts (\$1,000)	Annual Payroll (\$1,000)	First quarter payroll (\$1,000)	Paid employees for pay period including March 12 (no.)	Num-ber	Receipts (\$1,000)	Num-ber	Receipts (\$1,000)	Num-ber	Receipts (\$1,000)	Num-ber	Receipts (\$1,000)			
New York—Con.																		
Westchester County—Con.																		
Ossining	11	11	142	36 938	12 073	2 647	953											
Peekskill	11	11	153	25 206	6 951	2 036	759											
Pelham	11	11	50	8 675	2 853	749	216											
Pelham Manor	11	11	28	7 005	1 846	462	122											
Pleasantville	11	11	102	26 076	8 749	2 033	559											
Port Chester	11	11	267	86 779	28 695	6 877	1 774											
Five	11	11	79	21 307	7 550	1 468	385											
Scarsdale	11	11	287	60 896	21 918	5 129	1 154											
Tarrytown	11	11	133	59 167	19 513	4 582	1 110											
Tuckahoe	11	11	38	6 633	2 269	493	161											
White Plains	11	11	1 000	562 438	160 627	39 591	12 919											
Yonkers	11	11	930	229 573	75 342	17 956	5 820											
Balance of county	11	11	1 275	342 255	125 974	28 978	8 808											
Wyoming County	11	11	97	13 230	4 611	1 114	479											
Attica (part) Δ	11	11	9	1 006	359	73	36											
Perry	11	11	20	1 936	579	145	79											
Warsaw	11	11	28	6 134	2 787	716	249											
Balance of county	11	11	40	4 154	886	180	115											
Yates County	11	11	61	7 158	2 300	498	233											
Penn Yan	11	11	41	5 110	1 746	374	172											
Balance of county	11	11	20	2 048	554	124	61											

Table 9. Counties Ranked by Volume of Receipts of Firms Subject to Federal Income Tax: 1982

[Includes only establishments with payroll. For meaning of abbreviations and symbols, see introductory text. For explanation of terms and comparability of 1977 and 1982 censuses, see appendix A. For information on geographic areas followed by Δ, see appendix F]

Geographic area	Rank ¹	Cumulative			Geographic area	Rank ¹	Cumulative		
		Receipts (\$1,000)	Receipts (\$1,000)	Percent of State total			Receipts (\$1,000)	Receipts (\$1,000)	Percent of State total
New York	(X)	43 804 255	43 804 255	100.0	New York—Con.				
New York	1	22 979 858	22 979 858	52.5	Jefferson	31	60 934	42 886 095	97.9
Nassau	2	4 129 551	27 109 409	61.9	Clinton	32	56 011	42 942 106	98.0
Queens	3	2 106 072	29 215 481	66.7	Cayuga	33	55 512	42 997 618	98.2
Westchester	4	2 080 085	31 295 566	71.4	Greene	34	54 848	43 052 466	98.3
Suffolk	5	1 701 831	32 997 397	75.3	St. Lawrence	35	52 248	43 104 714	98.4
Kings	6	1 519 059	34 516 456	78.8	Cattaraugus	36	52 227	43 156 941	98.5
Erie	7	1 475 429	35 991 885	82.2	Putnam	37	52 085	43 209 026	98.6
Monroe	8	1 133 749	37 125 634	84.8	Oswego	38	49 903	43 258 929	98.8
Onondaga	9	756 231	37 881 865	86.5	Cortland	39	41 833	43 300 762	98.9
Bronx	10	671 972	38 553 837	88.0	Columbia	40	40 172	43 340 934	98.9
Albany	11	614 375	39 168 212	89.4	Essex	41	40 144	43 381 078	99.0
Schenectady	12	484 314	39 652 526	90.5	Madison	42	37 973	43 419 051	99.1
Rockland	13	392 382	40 044 908	91.4	Otsego	43	37 385	43 456 436	99.2
Richmond	14	291 359	40 336 267	92.1	Wayne	44	34 263	43 490 699	99.3
Orange	15	276 936	40 613 203	92.7	Livingston	45	27 702	43 518 401	99.3
Broome	16	267 632	40 880 835	93.3	Montgomery	46	27 550	43 545 951	99.4
Dutchess	17	261 307	41 142 142	93.9	Fulton	47	25 871	43 571 822	99.5
Oneida	18	252 088	41 394 230	94.5	Tioga	48	24 705	43 596 527	99.5
Ulster	19	239 558	41 633 788	95.0	Herkimer	49	24 298	43 620 825	99.6
Sullivan	20	194 449	41 828 237	95.5	Delaware	50	23 935	43 644 760	99.6
Niagara	21	173 089	42 001 326	95.9	Allegany	51	21 183	43 665 943	99.7
Chautauqua	22	126 984	42 128 310	96.2	Chenango	52	21 095	43 687 038	99.7
Warren	23	106 464	42 234 774	96.4	Franklin	53	20 128	43 707 166	99.8
Saratoga	24	106 057	42 340 831	96.7	Schoharie	54	16 683	43 723 849	99.8
Rensselaer	25	97 027	42 437 858	96.9	Washington	55	15 174	43 739 023	99.9
Ontario	26	84 100	42 521 958	97.1	Seneca	56	14 571	43 753 594	99.9
Chemung	27	82 791	42 604 749	97.3	Orleans	57	13 383	43 766 977	99.9
Tompkins	28	78 489	42 683 238	97.4	Wyoming	58	13 230	43 780 207	99.9
Genesee	29	73 358	42 756 596	97.6	Yates	59	7 158	43 787 365	100.0
Steuben	30	68 565	42 825 161	97.8	Schuyler	60	6 958	43 794 323	100.0
					Lewis	61	5 816	43 800 139	100.0
					Hamilton	62	4 116	43 804 255	100.0

¹Counties with suppressed receipts (if applicable) are listed at end of table rather than by rank to avoid disclosing data for individual companies.

Table 10. Places With 2,500 Inhabitants or More Ranked by Volume of Receipts of Firms Subject to Federal Income Tax: 1982

[Includes only establishments with payroll. For meaning of abbreviations and symbols, see introductory text. For explanation of terms and comparability of 1977 and 1982 censuses, see appendix A. For information on geographic areas followed by Δ, see appendix F]

Geographic area	Rank ¹	Cumulative			Geographic area	Rank ¹	Cumulative		
		Receipts (\$1,000)	Receipts (\$1,000)	Percent of State total			Receipts (\$1,000)	Receipts (\$1,000)	Percent of State total
New York	(X)	43 804 255	43 804 255	100.0	New York—Con.				
New York	1	27 568 320	27 568 320	62.9	Troy	26	65 559	33 057 075	75.5
Buffalo	2	725 703	28 294 023	64.6	Harrison	27	63 974	33 120 869	75.6
Rochester	3	701 091	28 995 114	66.2	Ithaca	28	63 092	33 183 961	75.8
White Plains	4	562 438	29 557 552	67.5	Jamestown	29	62 810	33 246 771	75.9
Great Neck	5	473 636	30 031 188	68.6	Elmsford	30	62 079	33 308 850	76.0
Syracuse	6	472 217	30 503 405	69.6	Kingston	31	61 828	33 370 678	76.2
Albany	7	319 323	30 822 728	70.4	Scarsdale	32	60 696	33 431 374	76.3
Yonkers	8	229 573	31 052 301	70.9	Glens Falls	33	59 279	33 490 653	76.5
Garden City	9	200 515	31 252 816	71.3	Tarrytown	34	59 167	33 549 820	76.6
Mineola	10	150 507	31 403 323	71.7	Mamaroneck	35	58 670	33 608 490	76.7
Rockville Centre	11	141 307	31 544 630	72.0	Lynbrook	36	55 179	33 663 669	76.9
Utica	12	137 019	31 681 649	72.3	Elmira	37	54 587	33 718 256	77.0
Binghamton	13	133 701	31 815 350	72.6	Middletown	38	53 231	33 771 487	77.1
Great Neck Plaza	14	133 223	31 948 573	72.9	Glen Cove	39	51 229	33 822 716	77.2
Westbury	15	123 915	32 072 488	73.2	New Hyde Park	40	50 786	33 873 502	77.3
New Rochelle	16	122 792	32 195 280	73.5	Auburn	41	46 367	33 919 869	77.4
Hempstead	17	117 749	32 313 029	73.8	Patchogue	42	44 891	33 964 760	77.5
Poughkeepsie	18	103 804	32 416 833	74.0	Batavia	43	44 379	34 009 139	77.6
Valley Stream	19	92 999	32 509 832	74.2	Watertown	44	43 600	34 052 739	77.7
Mount Vernon	20	90 204	32 600 036	74.4	Long Beach	45	43 535	34 096 274	77.8
Niagara Falls	21	88 588	32 688 624	74.6	Rome	46	42 495	34 138 769	77.9
Port Chester	22	86 779	32 775 403	74.8	Williamsville	47	40 655	34 179 424	78.0
Mount Kisco	23	77 117	32 852 520	75.0	Saratoga Springs	48	39 636	34 219 060	78.1
Newburgh	24	71 162	32 923 682	75.2	Plattsburgh	49	38 858	34 257 918	78.2
Freeport	25	67 834	32 991 516	75.3	Port Jefferson	50	38 074	34 295 992	78.3

See footnotes at end of table.

Table 10. Places With 2,500 Inhabitants or More Ranked by Volume of Receipts of Firms Subject to Federal Income Tax: 1982—Con.

[Includes only establishments with payroll. For meaning of abbreviations and symbols, see introductory text. For explanation of terms and comparability of 1977 and 1982 censuses, see appendix A. For information on geographic areas followed by Δ, see appendix F.]

Geographic area	Rank ¹	Receipts (\$1,000)	Cumulative		Geographic area	Rank ¹	Receipts (\$1,000)	Cumulative	
			Receipts (\$1,000)	Percent of State total				Receipts (\$1,000)	Percent of State total
New York—Con.					New York—Con.				
Ossining	51	36 938	34 332 930	78.4	Solvay	131	9 142	35 851 759	81.8
Johnson City	52	35 674	34 368 604	78.5	Rensselaer	132	8 819	35 860 578	81.9
Endicott	53	34 793	34 403 397	78.5	Pelham	133	8 675	35 869 253	81.9
Spring Valley	54	33 929	34 437 326	78.6	Cazenovia	134	8 626	35 877 879	81.9
Cortland	55	33 079	34 470 405	78.7	Brockport	135	8 567	35 886 446	81.9
Lockport	56	33 025	34 503 430	78.8	Owego	136	8 509	35 894 955	81.9
Colonia	57	31 680	34 535 110	78.8	Fredonia	137	8 411	35 903 366	82.0
Monticello	58	31 153	34 566 263	78.9	Horseheads	138	8 410	35 911 776	82.0
Babylon	59	30 927	34 597 190	79.0	Bath	139	8 302	35 920 078	82.0
Floral Park	60	30 631	34 627 821	79.1	Haverstraw	140	8 290	35 928 368	82.0
East Syracuse	61	30 436	34 658 257	79.1	Fayetteville	141	8 166	35 936 534	82.0
Larchmont	62	30 094	34 688 351	79.2	Malverne	142	8 125	35 944 659	82.1
Olean	63	29 604	34 717 955	79.3	Johnstown	143	8 111	35 952 770	82.1
Suffern	64	29 202	34 747 157	79.3	Medina	144	8 088	35 960 858	82.1
Farmingdale	65	26 973	34 776 130	79.4	Waterloo	145	8 004	35 968 862	82.1
Southampton	66	27 313	34 803 443	79.5	Beacon	146	7 987	35 976 849	82.1
Hamburg	67	27 036	34 830 479	79.5	Saranac Lake	147	7 971	35 984 820	82.1
Oswego	68	26 346	34 856 825	79.6	Lancaster	148	7 875	35 992 695	82.2
Pleasantville	69	26 078	34 882 903	79.6	Malone	149	7 742	36 000 437	82.2
Amityville	70	25 517	34 908 420	79.7	Warwick	150	7 583	36 008 020	82.2
Peekskill	71	25 206	34 933 626	79.7	Dansville	151	7 545	36 015 565	82.2
Oneonta	72	23 875	34 957 501	79.8	Saugerties	152	7 103	36 022 668	82.2
Briarcliff Manor	73	23 557	34 981 058	79.9	Pelham Manor	153	7 005	36 029 673	82.3
Lindenhurst	74	23 419	35 004 477	79.9	Waverly	154	6 982	36 036 655	82.3
Cedarhurst	75	23 136	35 027 613	80.0	Ballston Spa	155	6 910	36 043 565	82.3
Liverpool	76	23 026	35 050 639	80.0	Ardley	156	6 778	36 050 343	82.3
Port Washington North	77	22 440	35 073 079	80.1	Rhinebeck	157	6 728	36 057 071	82.3
Corning	78	21 577	35 094 656	80.1	Cohoes	158	6 686	36 063 757	82.3
Kenmore	79	21 381	35 116 037	80.2	Tuckahoe	159	6 633	36 070 390	82.3
Rye	80	21 307	35 137 344	80.2	Island Park	160	6 531	36 076 921	82.4
Canandaigua	81	20 224	35 157 568	80.3	Canton	161	6 470	36 083 391	82.4
Orchard Park	82	19 670	35 177 238	80.3	Springville	162	6 348	36 089 739	82.4
Lawrence	83	19 537	35 196 775	80.4	Warsaw	163	6 134	36 095 873	82.4
Amsterdam	84	19 436	35 216 211	80.4	Flower Hill	164	6 060	36 101 933	82.4
Menands	85	19 418	35 235 629	80.4	Cayuga Heights	165	6 036	36 107 969	82.4
Geneva	86	19 053	35 254 682	80.5	Herkimer	166	6 002	36 113 971	82.4
Ellenville	87	19 000	35 273 682	80.5	Baldwinsville	167	5 786	36 119 757	82.5
Bronxville	88	18 969	35 292 651	80.6	Geneseo	168	5 720	36 125 477	82.5
New Paltz	89	18 467	35 311 118	80.6	Hudson Falls	169	5 662	36 131 139	82.5
North Tonawanda	90	17 815	35 328 933	80.7	Whitesboro	170	5 556	36 136 695	82.5
East Aurora	91	17 749	35 346 682	80.7	Scotia	171	5 527	36 142 222	82.5
Hudson	92	17 411	35 364 093	80.7	Le Roy	172	5 485	36 147 707	82.5
Tonawanda	93	17 123	35 381 216	80.8	Lewiston	173	5 287	36 152 994	82.5
Liberty	94	16 784	35 398 000	80.8	Kings Point	174	5 137	36 158 131	82.5
West Haverstraw	95	16 742	35 414 742	80.8	Canastota	175	5 117	36 163 248	82.6
Nyack	96	16 468	35 431 210	80.9	Penn Yan	176	5 110	36 168 358	82.6
Hornell	97	16 299	35 447 509	80.9	Old Westbury	177	4 975	36 173 333	82.6
Gloversville	98	15 263	35 462 772	81.0	Skaneateles	178	4 923	36 178 256	82.6
North Syracuse	99	14 915	35 477 687	81.0	Salamanca	179	4 805	36 183 061	82.6
Massena	100	14 845	35 492 532	81.0	Lake Grove	180	4 754	36 187 815	82.6
Goshen	101	14 369	35 506 901	81.1	Hamilton	181	4 708	36 192 523	82.6
Croton-on-Hudson	102	14 113	35 521 014	81.1	Sea Cliff	182	4 608	36 197 131	82.6
Northport	103	14 030	35 535 044	81.1	Manlius	183	4 560	36 201 691	82.6
Massapequa Park	104	13 815	35 548 859	81.2	Little Falls	184	4 524	36 206 215	82.7
Wappingers Falls	105	13 727	35 562 586	81.2	Muttontown	185	4 257	36 210 472	82.7
Newark	106	13 583	35 576 169	81.2	South Glens Falls	186	4 221	36 214 693	82.7
Dunkirk	107	12 981	35 589 150	81.2	Seneca Falls	187	4 136	36 218 829	82.7
Monroe	108	12 907	35 602 057	81.3	Munsey Park	188	4 060	36 222 889	82.7
Port Jervis	109	12 867	35 614 924	81.3	Avon	189	3 914	36 226 803	82.7
Fairport	110	12 346	35 627 270	81.3	Lakewood	190	3 729	36 230 532	82.7
Irvington	111	12 253	35 639 523	81.4	Ilion	191	3 725	36 234 257	82.7
Hastings-on-Hudson	112	12 151	35 651 674	81.4	Hilton	192	3 622	36 237 679	82.7
Catskill	113	11 791	35 663 465	81.4	Chittenango	193	3 556	36 241 435	82.7
Oneida	114	11 693	35 675 158	81.4	Lowville	194	3 533	36 244 968	82.7
East Hills	115	11 430	35 686 588	81.5	North Tarrytown	195	3 444	36 248 412	82.8
Norwich	116	11 410	35 697 998	81.5	Brookville	196	3 363	36 251 775	82.8
Thomaston	117	11 327	35 709 325	81.5	Walden	197	3 223	36 254 998	82.8
Dobbs Ferry	118	11 320	35 720 645	81.5	Sidney	198	3 192	36 258 190	82.8
Wellsville	119	11 206	35 731 851	81.6	Carthage	199	3 171	36 261 361	82.8
Fulton	120	10 839	35 742 690	81.6	Mechanicville	200	3 147	36 264 508	82.8
Lackawanna	121	10 768	35 753 458	81.6	Albion	201	3 117	36 267 625	82.8
Webster	122	10 745	35 764 203	81.6	Manorhaven	202	3 054	36 270 679	82.8
Depew	123	10 422	35 774 625	81.7	Homert	203	3 015	36 273 694	82.8
East Rochester	124	10 152	35 784 777	81.7	Walton	204	2 961	36 276 655	82.8
Potsdam	125	9 924	35 794 701	81.7	Cornwall on Hudson Δ	205	2 874	36 279 529	82.8
Great Neck Estates	126	9 781	35 804 482	81.7	Sands Point	206	2 826	36 282 355	82.8
Williston Park	127	9 753	35 814 235	81.8	Bellport	207	2 808	36 285 163	82.8
Cobleskill	128	9 569	35 823 804	81.8	Palmyra	208	2 806	36 287 969	82.8
Ogdensburg	129	9 478	35 833 282	81.8	Watervliet	209	2 615	36 290 584	82.8
East Rockaway	130	9 335	35 842 617	81.8	Gouverneur	210	2 594	36 293 178	82.9

See footnotes at end of table.

Table 10. Places With 2,500 Inhabitants or More Ranked by Volume of Receipts of Firms Subject to Federal Income Tax: 1982—Con.

[Includes only establishments with payroll. For meaning of abbreviations and symbols, see introductory text. For explanation of terms and comparability of 1977 and 1982 censuses, see appendix A. For information on geographic areas followed by Δ, see appendix F]

Geographic area	Rank ¹	Receipts (\$1,000)	Cumulative		Geographic area	Rank ¹	Receipts (\$1,000)	Cumulative	
			Receipts (\$1,000)	Percent of State total				Receipts (\$1,000)	Percent of State total
New York—Con.					New York—Con.				
Elmira Heights	211	2 557	36 295 735	82.9	Camden	236	1 358	36 344 939	83.0
Lyons	212	2 543	36 298 278	82.9	Voorheesville	237	1 345	36 346 284	83.0
Ticonderoga	213	2 519	36 300 797	82.9	Brightwaters	238	1 252	36 347 536	83.0
Ravena	214	2 407	36 303 204	82.9	Sag Harbor	239	1 223	36 348 759	83.0
Minoa	215	2 387	36 305 591	82.9	Hoosick Falls	240	1 204	36 349 963	83.0
Granville	216	2 377	36 307 968	82.9	Falconer	241	1 116	36 351 079	83.0
Gowanda	217	2 358	36 310 326	82.9	South Nyack	242	1 029	36 352 108	83.0
Westfield	218	2 290	36 312 616	82.9	Attica	243	1 006	36 353 114	83.0
Bayville	219	2 191	36 314 807	82.9	Mohawk	244	978	36 354 092	83.0
East Williston	220	2 130	36 316 937	82.9	Greenwood Lake	245	956	36 355 048	83.0
Yorkville	221	2 110	36 319 047	82.9	Lansing	246	925	36 355 973	83.0
New York Mills	222	2 100	36 321 147	82.9	Fort Plain	247	848	36 356 821	83.0
Silver Creek	223	2 079	36 323 226	82.9	Sloan	248	848	36 357 669	83.0
Delhi	224	2 028	36 325 254	82.9	Fort Edward	249	825	36 358 494	83.0
Sloatsburg	225	2 028	36 327 282	82.9	Green Island	250	799	36 359 293	83.0
Perry	226	1 936	36 329 218	82.9	Sherrill	251	680	36 359 973	83.0
Spencerport	227	1 813	36 331 031	82.9	Frankfort	252	670	36 360 643	83.0
Highland Falls	228	1 795	36 332 826	82.9	Whitehall	253	649	36 361 292	83.0
Akron	229	1 756	36 334 582	82.9	Morrisville	254	559	36 361 851	83.0
Coxsackie	230	1 720	36 336 302	83.0	Doyleville	255	482	36 362 333	83.0
Corinth	231	1 596	36 337 898	83.0	Canistota	256	469	36 362 802	83.0
Tupper Lake	232	1 536	36 339 434	83.0	Dannemora	257	402	36 363 204	83.0
Lloyd Harbor	233	1 415	36 340 849	83.0	Alfred	258	354	36 363 558	83.0
Mount Morris	234	1 373	36 342 222	83.0	Schenectady	(X)	(D)	(X)	(X)
Blasdell	235	1 359	36 343 581	83.0					

¹Places with suppressed receipts (if applicable) are listed at end of table rather than by rank to avoid disclosing data for individual companies.

APPENDIX A.

General Explanation

CENSUS COVERAGE AND METHODOLOGY

Structure and method of enumeration—Firms in the 1982 Census of Service Industries were divided into the nonmail universe and mail universe. The coverage and the method of obtaining census information from each follow:

1. The nonmail universe consists of selected small employers, i.e., single-establishment firms with payroll below a specified cutoff. (The term "employers" refers to firms with one or more paid employees at any time during 1982 as shown in the active administrative records of other Federal agencies, whether or not they were subject to payment of Federal Insurance Contributions Act (FICA) taxes.) Although the cutoff varied by kind of business, small employers generally were firms with one to four employees; they represented about 10 percent of total receipts of establishments covered in the census.

Data on receipts, payroll, and employment for employer firms below the cutoff were derived or estimated from administrative records of other Federal agencies, except for a 10-percent sample of small employer firms in classifications for which specialized data requirements precluded reliance solely on administrative records sources.

2. The mail universe consists of firms for which information was obtained basically by means of a mail canvass and includes:
 - a. Large employers, i.e., all employer firms above the size cutoff referred to in section 1. above. Within this category, a report of company organization is conducted periodically to identify firms which operated establishments at more than one location and to obtain information on payroll and mid-March employment at each location. The 1981 Report of Company Organization was used as a coverage check in the census. In the census mailing package containing the appropriate 1982 questionnaires, multiestablishment firms also were sent a form to use in updating the list of establishments with those opened since 1981.
 - b. The 10-percent sample of small employer firms in classifications for which specialized data requirements precluded reliance solely on administrative records sources (see section 1 above). These were sent the census mailing packages containing the appropriate 1982 questionnaire.

Method of classifying kinds of business—The service industries classifications for all establishments were based on the Standard Industrial Classification (SIC) Manual.¹ However, the method of assigning these classifications, and the level of detail at which establishments were classified, differed between the non-mail and mail universes as follows:

1. The nonmail universe was classified on the basis of the most current census kind-of-business classification available from one of the Bureau's current sample surveys or the 1977 census. Otherwise, the classification was obtained from the administrative records of other Federal agencies.

If the census or administrative record classification proved inadequate (none corresponded to a 1982 census classification in the detail required for employers), the firm was sent a brief inquiry requesting information necessary to assign a 1982 census kind-of-business code.
2. Establishments in the mail universe were classified on the basis of their self-designation, answers to questions on receipts by type of service provided, and other special inquiries.

COMPARABILITY OF THE 1977 AND 1982 CENSUSES

The 1977 and 1982 censuses were conducted under similar conditions and procedures except for the following:

Geographic areas—The boundaries of a number of areas for which data are shown in the 1982 census are not the same as in the 1977 census because of annexations, other boundary changes, redefinitions of SMSA's, and changes in qualifying criteria since 1977.

In 1977, separate data were published for certain census-defined, unincorporated places with 25,000 inhabitants or more. For 1982, data for census-defined, unincorporated places are no longer shown separately, but are included as part of the "remainder of county" statistics. In addition, improved methods, used in the 1982 census for determining the proper geographic areas into which businesses are tabulated within a given county, resulted in a number of businesses that were not tabulated as part of the "remainder of county" statistics in previous censuses being included within the "remainder of county" for 1982.

¹Standard Industrial Classification Manual: 1972. For sale by Superintendent of Documents, U.S. Government Printing Office, Washington, D.C. 20402. Stock No. 041-001-00066-6. 1977 Supplement, Stock No. 003-005-00176-0.

In 1977, special economic urban areas (see Geographic Areas Covered in introductory text) in New England qualified for separate publication if they had an urban population of at least 2,500 and a total population of at least 10,000. For 1982, the urban population requirement has been eliminated, and the area must have a population of 10,000 to qualify for separate publication.

Nonemployer firms—In 1977 and prior censuses, the combined data for all establishments (nonemployer firms plus establishments of employer firms) were presented for selected kind-of-business classifications, including all 2-digit major industry groups. For these censuses, data for nonemployer firms were obtained from administrative records of the Internal Revenue Service (IRS) based on business tax returns. For 1982, data for nonemployers and the combined data for all establishments are not available. These data could not be published as planned because many businesses were miscoded by the IRS into various miscellaneous categories rather than in the specific kinds of business. As a result, when the IRS supplied the Bureau of the Census with the kind-of-business codes derived from information reported for 1982 by businesses on IRS form 1040, Schedule C, the Bureau found that there were proportionately far more businesses classified in miscellaneous categories for 1982 than for 1977. The Bureau of the Census and the IRS are taking steps to ensure that data can be published for all establishments by kind of business in the 1987 and subsequent censuses.

Scope—In the 1977 Census of Service Industries, data were presented in the Geographic Area Series of reports in two separate segments. One segment was comprised of establishments of firms subject to Federal income tax and classified in industries covered in censuses prior to 1977.² The second segment was comprised of two sections. One section included establishments of firms which were subject to Federal income tax but classified in industries which were not covered in the censuses prior to 1977.³ Also included in this section was arrangement of passenger transportation (SIC 4722). The other section included all firms that were exempt from Federal income tax under provisions of section 501 or 521 of the Internal Revenue Code.⁴ Establishments of firms subject to Federal income tax were tabulated separately from those exempt from Federal income tax. The 1982 Census of Service Industries eliminates this segmentation. However, the taxable/tax-exempt distinction is maintained.

Some industries covered in the 1977 census were not covered for 1982: SIC's 806, 821, 822, 863, and 865. SIC 4722, which was included in the 1977 Census of Service Industries, is now published as part of the 1982 report, Selected Statistics for Transportation Industries, part of the 1982 Census of Transportation.

²SIC's 701; 703; 72; 73; 75; 76; 78; 79; 8072; 81; 891.

³SIC's 702; 704; 80 ex. 8072; 82; 83; 89 ex. 891.

⁴SIC's 4722; 84; 86 ex. 866; and other SIC's also mentioned in footnotes 2 and 3.

Federal income tax status/kind-of-business combinations—In the 1977 Census of Service Industries, firms were classified based on Federal income tax filing requirements. This classification was based primarily upon the response to an inquiry on the census questionnaire. Establishments which indicated that all or part of their income was exempt from Federal income tax under provision of section 501 or 521 of the IRS code were classified as tax-exempt; establishments indicating no such exemption were classified as taxable. For establishments in the nonmail universe, the tax status classification was based upon the type of tax return filed by the firm or organization.

For the most part, in 1977, establishments were grouped for publication according to their tax status. However, a few kinds of business⁵ were assumed to be exempt from Federal income tax, and were tabulated with the tax-exempt category. Establishments of firms that were exempt from Federal income tax, but which were in a kind of business not generally expected to be exempt, were tabulated in a miscellaneous kind-of-business category.

For the 1982 census, the same kinds of business⁵ are definitionally considered exempt from Federal income tax, certain kinds of business⁶ are tabulated according to their tax status, and the remaining kinds of business are definitionally considered subject to Federal income tax. The miscellaneous kind-of-business category of firms exempt from Federal income tax has been eliminated.

Volume measure—For 1982, as in previous censuses, the basic dollar volume measure for firms subject to Federal income tax is receipts; however, for 1982 the basic dollar volume measure for the tax-exempt category is revenue. For 1977, expenses was used as the basic measure. For 1982, expenses data are shown in table 2 for comparison to 1977. (See definitions of receipts, revenue, and expenses in the Explanation of Terms section below.)

EXPLANATION OF TERMS

Establishments—An establishment is a single physical location at which business is conducted. It is not necessarily identical with a company or enterprise, which may consist of one establishment or more. Statistics for service industries represent a summary of reports for individual establishments rather than companies. For cases where a census report was received, separate information was obtained for each location where business was conducted. When administrative records of other Federal agencies were used instead of a census report, no information was available on the number of locations operated. Estimates of this number were derived from a sample and will be provided in the service industries report, Miscellaneous Subjects (SC82-I-4). Each census report was tabulated according to the physical location at which

⁵SIC's 84; 86 ex. 866; 8111 pt..

⁶7011 pt., 7032, 7041, 7391, 7392, 7397, 7922, 7929, 7997, 7999 pt., 8051, 8059, 8081, 8091, 82, 83, and 8922.

the business was conducted. The count of establishments in this publication represents the number in business at the end of the year.

A comparison of the number of establishments in business at the end of the year versus the number active any time during the year for the United States as a whole is presented by kind-of-business group in appendix G of the United States Summary report included as part of this series.

When two activities or more were carried on at a single location under a single ownership, all activities generally were grouped together as a single establishment. The entire establishment was classified on the basis of its major activity and all data for it were included in that classification. However, when distinct and separate economic activities (for which different industry classification codes were appropriate) were conducted under the same ownership at a single location, and when conditions prescribed by the SIC manual for recognizing the existence of more than one establishment were met, separate establishment reports for each of the different activities were obtained in the census.

Leased service departments (separately owned businesses operated as departments or concessions of another service establishment or of a retail business under another ownership, such as a separately owned shoe shine parlor in a barber shop or a beauty salon in a department store) are treated as separate service establishments for census purposes. Leased retail departments located in service establishments (e.g., a gift shop located in a hotel) are considered separate retail establishments.

Firms—A firm is a business organization or entity consisting of one domestic establishment (location) or more under common ownership or control. For economic census purposes, the terms "firm" and "company" are synonymous.

Receipts (Basic dollar volume measure for service establishments of firms subject to Federal income tax)—Includes receipts from customers or clients for services rendered, from the use of facilities, and from merchandise sold during 1982 whether or not payment was received in 1982, except for health practitioners, legal services, and architectural, engineering and surveying services, which reported on a cash basis (payments received in 1982 regardless of when services were rendered). Gasoline, liquor, tobacco, and other excise taxes, which are paid by the manufacturer or wholesaler and included in the cost of goods purchased, are also included.

Receipts are net after deductions for refunds and allowances for merchandise returned by customers. Receipts do not include sales, occupancy, admissions, or other taxes collected from customers and remitted directly by the firm to a local, State, or Federal tax agency; nor do they include nonoperating income from such sources as interest, investments, or sale or rental of real estate.

Receipts in this report do not include service receipts of manufacturers, wholesalers, retail establishments, or other businesses whose primary activity is other than service. They do, however, include receipts other than

from services rendered (e.g., sale of merchandise to individuals or other businesses) by establishments primarily engaged in performing services and classified in the service industries.

Although the count of establishments in this report represents the number in business at the end of the year, the receipts figures include receipts of all establishments in business at any time during the year.

Revenue (Basic dollar volume measure for firms exempt from Federal income tax)—Includes revenue from customers or clients for services rendered and merchandise sold during 1982 whether or not payment was received in 1982. Also included are income from interest, dividends, gross contributions, gifts, and grants (whether or not restricted for use in operations), rents, royalties, dues and assessments from members and affiliates, and net receipts from fundraising activities. Receipts from taxable business activities, as well as tax-exempt activities, are included.

Revenue does not include sales, admissions, and other taxes collected by the organization from customers or clients and paid directly to a local, State, or Federal tax agency; income from the sale of real estate, investments, or other assets; receipts of separately operated departments, concessions, etc., which are leased to others; and amounts transferred to operating funds from capital or reserve funds.

Expenses—Expenses include payroll, employee benefits, interest and rent, taxes, cost of supplies used for operation, depreciation expense, fees paid for fundraising, and other expenses charged to operations during 1982.

Expenses in this report exclude outlays for purchase of real estate; construction and all other capital improvements; funds invested; assessments or dues paid to the parent or other chapters of the same organization; and, for fundraising organizations, funds transferred to charities and other organizations.

Annual payroll—Payroll includes all forms of compensation such as salaries, wages, commissions, bonuses, vacation allowances, sick-leave pay, and the value of payments in kind (e.g., free meals and lodgings), paid during the year to all employees. Tips and gratuities received by employees from patrons and reported to employers are included. For corporations, it includes amounts paid to officers and executives; for unincorporated businesses, it does not include profit or other compensation of proprietors or partners. Payroll is reported before deductions for social security, income tax, insurance, union dues, etc. This definition of payroll is the same as that used by the Internal Revenue Service on form 941.

First quarter payroll—This item consists of payroll, as defined above, paid to persons employed at any time during the quarter January to March 1982.

Paid employees for pay period including March 12—Paid employees consist of the full-time and part-time employees, including salaried officers and executives of

corporations, who were on the payroll in the pay period including March 12. Included are employees on paid sick leave, paid holidays, and paid vacations; not included are proprietors and partners of unincorporated businesses. The definition of paid employees is the same as that used on IRS form 941.

Legal form of organization—The legal form of organization for firms in the mail universe was based on the response to the organization status inquiry on the various census forms. The legal form of organization of nonmail firms was generally based on administrative records of other Federal agencies.

Limited data are published in this series of reports for individual proprietorships and partnerships. A later service industries report, Establishment and Firm Size (Including Legal Form of Organization), SC82-I-1, will present data by the following legal forms of organization for firms subject to Federal income taxes:

1. Corporations.
2. Individual proprietorships.
3. Partnerships.
4. Other.

Auxiliary establishments—Each company included in this census was asked to identify and report separately auxiliary locations whose primary functions were to manage, administer, service, or support the activities of the other establishments of the company. Data for auxiliaries which primarily support service establishments are presented for selected industrial classifications in tables included in the United States Summary report of this series. Data for auxiliaries are presented for more detailed industry breakdowns in a subsequent report issued as part of the 1982 Enterprise Statistics reports.

KIND-OF-BUSINESS CLASSIFICATIONS

Services, as defined in the 1972 SIC manual, include establishments primarily engaged in rendering a wide variety of services to individuals and business establishments.

Establishments covered by the census were assigned kind-of-business classifications according to the industry classifications defined in the 1972 SIC manual. When a more detailed classification than defined in the SIC manual was needed, additional kinds of business were identified within an SIC industry.

Some of the kind-of-business titles and/or codes used on several of the report forms are different from those in the 1972 SIC manual. The code variations do not affect the data tabulated in these publications, since all necessary adjustments are made during the data processing stage.

The basis for a kind-of-business classification is described above in Method of Classifying Kinds of Business. Descriptions for those kinds of business for which data are provided in this report follow.

Hotels, Rooming Houses, Camps, and Other Lodging Places (SIC Major Group 70)

This group includes establishments engaged in providing lodging, or lodging and meals, and camping facilities. Hotels which provide accommodations for permanent residents, tourist homes, and residential mobile home parks are classified in Major Group 65, Real Estate.

Hotels, motor hotels, and motels (SIC 7011)—The SIC manual combines hotels and motels into a single classification, Hotels, motels, and tourist courts.

For large geographic areas, however, data are presented for the following subdivisions of this classification:

1. Hotels, 25 guestrooms or more.
2. Hotels, less than 25 guestrooms.
3. Motels, tourist courts.
4. Motor hotels.

The classification of individual establishments into hotels, motor hotels, and motels and tourist courts was based primarily on the respondent's self-designation.

Rooming and boarding houses (SIC 702)—Establishments renting rooms, with or without board, on a fee basis to permanent or transient guests. Homes for the aged, for children, and for the handicapped that provide additional services, other than nursing care, are classified in Residential care (SIC 836) and homes that provide nursing care in Nursing and personal care facilities (SIC 805). Houses run by membership organizations are classified in Organization hotels and lodging houses, on membership basis (SIC 704).

Sporting and recreational camps (SIC 7032)—Sporting and recreational camps providing lodging and meals or lodging only. These include children's camps, fishing camps, hunting camps, and dude ranches.

Trailering parks and camp sites for transients (SIC 7033)—Establishments providing overnight or short-term sites for trailers, campers, or tents. Residential mobile home parks are classified in Major Group 65, Real Estate.

Organization hotels and lodging houses, on membership basis (SIC 704)—Lodging houses and hotels operated by membership organizations for the benefit of their members and guests, and not open to the general public. Commercial hotels operated by such organizations are classified in Hotels, motor hotels, and motels (group 701). Resident homes for the aged and others in need of residential, social, and personal care are classified in Residential care (SIC 836).

Personal Services (SIC Major Group 72)

This group includes establishments primarily engaged in providing services generally involving the care of one's

personal appearance or apparel, such as barber and beauty shops, dry-cleaning plants, laundries, and photographic studios.

For establishments classified in SIC 721, data for collecting and distributing units (branch outlets, pickup stations, terminals, or depots) owned and operated by a firm which does its own work are merged with those for the firm which owned them, and are not considered as separate establishments.

Power laundries, family and commercial (SIC 7211)—Establishments primarily engaged in operating mechanical laundries with steam or other power. Independently owned agencies for laundry plants are classified in SIC 7212. Laundries using small power equipment of household type are classified in SIC 7219. Excluded are establishments which have power laundry equipment, but which are primarily engaged in a specialty, such as industrial laundering, linen rental, or diaper service. These are classified in other categories within SIC 721.

Garment pressing, and agents for laundries and dry cleaners (SIC 7212)—Establishments primarily engaged in providing laundry and dry-cleaning services, but which have laundry and/or dry-cleaning work done by others. Independently owned collecting and distributing agencies serving dry-cleaning plants or power laundries are included in this classification.

Linen supply (SIC 7213)—Establishments primarily engaged in supplying, on a rental basis, such laundered linens as uniforms, aprons, table covers, bed linens, and towels. Establishments included in this classification may or may not operate their own power laundry facilities.

Diaper service (SIC 7214)—Establishments primarily engaged in supplying diapers (including disposable) and other baby linens to homes, usually on a rental basis. Such establishments may or may not operate their own power laundry facilities.

Coin-operated laundries and dry cleaning (SIC 7215)—Establishments primarily engaged in the operation of coin-operated laundry and/or dry-cleaning equipment. Included are establishments known as laundromats, launderettes, self-service dry cleaners, etc. Establishments which operate coin-operated laundering machines in apartment houses and similar locations are included. Establishments which rent coin-operated laundering machines (e.g., to apartment houses) are classified in SIC 7394.

For large geographic areas, data are presented for the following subdivisions of this classification:

1. Coin-operated laundries and dry-cleaning stores.
2. Coin-operated laundry machine routes.

Dry-cleaning plants, except rug cleaning (SIC 7216)—Plants primarily engaged in dry cleaning or dyeing apparel and household fabrics other than rugs for the general public. Establishments primarily engaged in cleaning and repairing rugs are classified in SIC 7217. Independently

owned agencies for cleaning plants are classified as SIC 7212. Establishments known as "tailor shops" or "cleaners" are included in this classification only if they do their own cleaning.

Carpet and upholstery cleaning (SIC 7217)—Plants primarily engaged in cleaning carpets and upholstered furniture. Establishments primarily engaged in rug repairing are classified in SIC 7699.

Industrial launderers (SIC 7218)—Establishments primarily engaged in supplying laundered or dry-cleaned work uniforms, wiping towels, safety equipment (gloves, flame resistant clothing, etc.), dust control items (treated mats or rugs, mops, tool dust covers, cloths, etc.), and similar items to industrial or commercial users. These items may belong to the industrial launderers and be supplied to users on a rental basis, or they may be the customer's own goods. Establishments included in this industry may or may not operate their own laundry or dry-cleaning facilities.

Laundry and garment services, n.e.c. (SIC 7219)—Establishments primarily engaged in furnishing other laundry services, including repairing, altering, and storing clothes for individuals, and in the operation of Chinese, French, and other hand laundries. Custom tailors and fur shops making fur apparel to custom order are classified in retail trade.

Photographic studios, portrait (SIC 722)—Establishments primarily engaged in photography for the general public. Included in this classification are portrait photographers and school, home, and transient photographers. Establishments primarily engaged in commercial photography are classified in SIC 7333. Establishments primarily engaged in film developing and/or print processing for the trade or for the general public are included in SIC 7395; those engaged in motion picture film processing are classified in SIC 7819.

Beauty shops (SIC 723)—Establishments primarily engaged in providing beauty services or both beauty and barber services. Schools for the instruction of beauticians are also included provided a clinic is operated in which a charge is made for services performed by students. Beauty shop concessions (owned and operated by concessionaires) in hotels, department stores, etc., are included. However, beauty shops owned by another business and operated as part of that other business (e.g., hotels, department stores) are not included.

Barber shops (SIC 724)—Establishments primarily engaged in providing barber services. Barber colleges are also included provided a charge is made for services performed by students. Barber shop concessions (owned and operated by concessionaires) in hotels and other places are included. However, barber shops owned by another business and operated as part of that other business (e.g., hotels) are not included.

Shoe repair, shoe shine, and hat-cleaning shops (SIC 725)—Establishments primarily engaged in repairing footwear, shining shoes, or cleaning and blocking hats. Shoe repair, shoe shine, or hat-cleaning departments operated as part of other service or retail establishments, such as valet shops, laundries; shoe stores, and department stores, are not included as separate service establishments unless independently owned and operated.

Funeral service and crematories (SIC 726)—Establishments primarily engaged in preparing the dead for burial, conducting funerals, and cremating the dead. Receipts include funeral merchandise sold and services provided directly by the establishments, such as caskets, burial clothing, and ambulance service. Also included in the receipts are reimbursements for expenditures made to other establishments for funeral-related merchandise sales and services, such as flower sales and livery service. Cemeteries, and crematories operated in conjunction with cemeteries, are classified in SIC 6553; crematories and burial services for pets, in SIC 0752.

Miscellaneous personal services (SIC 729)—Establishments primarily engaged in providing personal services, not elsewhere classified, such as Turkish baths; reducing salons; costume and formal wear rental; operation of coin-operated personal service machines, such as weighing machines, public lockers (except cold storage), pay toilets, etc.; social escort service; checkroom concessions; dressmaking service (material owned by customer); and income tax return preparation service. Establishments operating coin-operated amusement machines, such as pinball machines and juke boxes, are classified in SIC 7993. Coin-operated machine rental is classified in SIC 7394. Establishments which operate coin-operated laundering machines in apartment houses and similar locations are classified in SIC 7215.

For large geographic areas, data are presented for the following subdivisions of this classification:

1. Reducing salons and health clubs, except resorts.
2. Tax preparation services.
3. Other personal services, n.e.c.

Business Services (SIC Major Group 73)

This group includes establishments primarily engaged in providing services, not elsewhere classified, to business enterprises on a fee or contract basis.

Advertising agencies (SIC 7311)—Establishments primarily engaged in preparing advertising (writing copy, art work, graphics, and other creative work); providing advertising consultation; and placing advertising in periodicals, newspapers, radio, television, or other advertising media, for clients on a commission or fee basis. Establishments which place advertising with media only (media buying services) are classified in SIC 7319. Establishments which provide commercial art for advertising, but do not place the advertising with media, are

classified in SIC 7333. Establishments which write copy, but do not place advertising with media, are classified in SIC 8999. Establishments which solicit advertising for nonaffiliated radio, television, newspapers, or magazines are classified in SIC 7313.

Outdoor advertising services (SIC 7312)—Establishments primarily engaged in the preparation and presentation of poster displays and painted and electric displays (principally outdoors) on panels, bulletin boards, and frames. Such establishments may (as incidental services) construct, repair, and maintain display boards and post advertisements. Sign painting shops are classified in SIC 7399. Shops which make neon signs to order are classified in manufacturing. Establishments primarily engaged in erecting signs are classified in construction.

Radio, TV, and publishers' advertising representatives (SIC 7313)—Establishments primarily engaged in soliciting advertising on a fee basis for (nonaffiliated) newspapers, magazines, and other publications or for radio and television stations. Advertising sales offices operated by these media are classified as auxiliaries and are not included in this census.

Advertising, n.e.c. (SIC 7319)—Establishments primarily engaged in furnishing advertising services, not elsewhere classified, such as handbill distribution, distribution of samples, and transit advertising. Establishments which are primarily engaged in providing commercial art or graphics for the advertising industry are classified in SIC 7333. Establishments primarily engaged in mail advertising services, compiling and selling mailing lists, and related services are classified in SIC 7331.

Consumer credit reporting agencies, mercantile reporting agencies, and adjustment and collection agencies (SIC 732)—Establishments primarily engaged in mercantile and consumer credit reporting or the collection or adjustment of claims. Centralized charge services are classified in SIC major group 61. Insurance adjustment agencies and loan companies are also excluded from this census.

For large geographic areas, data are presented for the following subdivisions of this classification:

1. Adjustment and collection agencies.
2. Mercantile reporting agencies.
3. Consumer credit reporting agencies.

Direct mail advertising services (SIC 7331)—Establishments primarily engaged in furnishing services for direct mail advertising, such as creating, producing, and mailing of direct mail advertising. This industry also includes establishments primarily engaged in compiling and selling mailing lists. Establishments primarily engaged in reproducing direct mail copy to order, but which perform none of the other direct mail advertising services, are classified in SIC 7339. Establishments engaged only in printing the copy are classified in manufacturing.

Blueprinting and photocopying services (SIC 7332)—

Establishments primarily engaged in reproducing drawings, plans, maps, or other copy, by blueprinting or photocopying. Printing, including "quick printing," is classified in manufacturing.

Commercial photography, art, and graphics (SIC 7333)—

Establishments engaged in performing graphics, commercial art, or commercial photography services for advertising agencies, publishers, and other business and industrial users. Producers of still and slide films are included here. Establishments engaged in medical photography and art are classified in SIC 8091. Art, except commercial and medical, is classified in SIC 8999. Establishments primarily engaged in portrait photography are classified in SIC 7221.

For large geographic areas, data are presented for the following subdivisions of this classification:

1. Commercial photography.
2. Commercial art.
3. Graphic arts and related design and commercial photography, n.e.c.

Stenographic services; and reproduction services, n.e.c. (SIC 7339)—

Establishments primarily engaged in furnishing stenographic services and establishments primarily engaged in mimeographing, rototyping, multilithing, and reproduction services. Not included in this industry are establishments primarily engaged in printing (included in manufacturing), blueprinting and photocopying (SIC 7332), and duplicating in connection with direct mail advertising (SIC 7331).

Window cleaning (SIC 7341)—Establishments primarily engaged in cleaning windows in structures.

Disinfecting and exterminating services (SIC 7342)—

Establishments primarily engaged in providing disinfecting and deodorizing services and in exterminating insects, rodents, and other pests.

Cleaning and maintenance services, n.e.c. (SIC 7349)—

Establishments primarily engaged in furnishing, to structures, cleaning and maintenance services, not elsewhere classified, such as janitorial services, floor waxing, and office cleaning. General building maintenance service is included, but general repair contractors primarily engaged in building repair and maintenance work, or in the cleaning of building exteriors by sand or steam blasting, or in cleaning up after construction, are classified in construction.

News syndicates (SIC 735)—

Establishments primarily engaged in furnishing news, pictures, features, etc., and in supplying news reporting services to newspapers, periodicals, and radio and television broadcasters. Non-profit syndicates operated on a membership basis and commercial (nonmembership) news syndicates are both included in this classification. Separate establishments of newspaper and periodical publishers which are engaged in gathering news are classified as auxiliaries.

Employment agencies (SIC 7361)—Establishments primarily engaged in providing placement and employment services to employers or those seeking employment. Modeling agencies and nurses' registries are included. Theatrical, radio, and television employment agencies are classified in SIC 7922; motion picture casting bureaus, in SIC 7819; and establishments engaged in furnishing help to other businesses, in SIC 7362.

Help supply services (SIC 7362)—Establishments primarily engaged in supplying help (except agricultural) to other businesses on a contract basis. The help supplied is on the payroll of the supplying establishment. Included are establishments known as "labor pools" and "contract labor offices." Establishments primarily engaged in providing placement and employment services are classified in SIC 7361.

For large geographic areas, data are presented for the following subdivisions of this classification:

1. Office help supply services.
2. Help supply, except office workers.

Facilities management services (SIC 7369)—

Establishments, not elsewhere classified, primarily engaged in providing personnel to operate specified facilities or to provide services on a fee or contract basis within another business (or government) establishment or installation. Establishments primarily providing one specialized service are classified in the specialized industry, e.g., janitorial service is included in SIC 7349. Management service only is classified in SIC 7392. Computer facilities management is classified in SIC 7374. Establishments which provide both management and staff to operate a business are classified according to the type of activity of the business operated.

Computer programming and other software services (SIC 7372)—

Establishments primarily engaged in providing services in computer programming, systems design and analysis, and other computer software. Establishments primarily engaged in the reproduction and sale of prepackaged computer programs and other software may be included here. When not computer related, these services are classified in SIC 7392.

Data processing services (SIC 7374)—

Establishments primarily engaged in providing data processing services to others. Service may consist of complete processing and preparation of reports from data supplied by the customer or it may be specialized, such as keying or making data processing equipment available to others on an hourly or time-sharing basis. Also included are establishments primarily engaged in the management and operation of the computer and data processing facilities of others on a continuing basis.

For large geographic areas, data are presented for the following subdivisions of this classification:

1. Data processing services, except facilities management.
2. Computer facilities management.

Computer related services, n.e.c. (SIC 7379)— Establishments primarily engaged in providing computer-related services, not elsewhere classified. Renting and leasing of computers and related data processing equipment is included here, except for finance leasing, which is classified in SIC major group 61. Direct leasing by computer manufacturers is classified in manufacturing or wholesale trade. Also included here are establishments engaged in repair and maintenance of computers, and computer consulting services.

Research and development laboratories (SIC 7391)— Establishments primarily engaged in laboratory or other physical research and development activities on a fee or contract basis. Research and development laboratories which perform supporting services for other establishments of the same company are classified as auxiliary to the establishments serviced and are not included here. Also excluded from this classification are establishments engaged in speculative research and development with the intent to manufacture the products of the research or to license others for the use of the patents or processes developed. Nonprofit research agencies funded primarily by investments, grants, or contributions are classified in SIC 8922.

Management, consulting, and public relations services (SIC 7392)— Establishments primarily engaged in furnishing a wide variety of general or specialized management, consulting, or public relations services, such as business analysis, business research, efficiency planning, industrial management, market research, personnel management, and traffic consulting, on a contract or fee basis. Establishments primarily engaged in computer related systems analysis, systems engineering, operations research, and other software services, including computer programming services, are classified in SIC 7372. Management and operation of a business, where operating staff as well as management are provided, is classified in the industry of the establishment managed, e.g., hotel management and operation.

For large geographic areas, data are presented for the following subdivisions of this classification:

1. Management and administrative services.
2. Public relations services.
3. Management consulting services.
4. Economic and sociological research.
5. Consulting services, n.e.c.

Detective agencies and protective services (SIC 7393)— Establishments primarily engaged in providing personnel for detective, investigative, patrolling, night watching, or personal protection services for businesses and/or individuals. Establishments primarily engaged in installation, maintenance, and monitoring of mechanical protective devices, such as burglar and fire alarm systems, are classified here, but establishments engaged only in the installation of such devices are included in construction,

and establishments engaged only in the sale and installation of such devices are classified in wholesale or retail trade. Armored car services are also included in this industry.

For large geographic areas, data are presented for the following subdivisions of this classification:

1. Detective agencies and guard services.
2. Armored car services.
3. Burglar and fire alarm systems.

Equipment rental and leasing services (SIC 7394)— Establishments primarily engaged in renting or leasing (except finance leasing) of machinery, tools, and other equipment, including heavy construction and earth moving equipment. Establishments primarily engaged in finance leasing are classified in SIC major group 61. Establishments renting and leasing automobiles and trucks without drivers are classified in SIC 751; those renting automobiles with drivers, in SIC major group 41. Establishments renting trucks with drivers are classified in transportation; personal items such as lockers (other than refrigerated), clothes, and pillows, in SIC 7299; amusement and recreation items such as bicycles, canoes, and beach chairs and accessories, in SIC 7999; and commercial boats, in SIC major group 44. Direct leasing of machinery or equipment by the manufacturer is classified in manufacturing or wholesale trade. Establishments primarily leasing computer time, including time-sharing services, are classified in SIC 7374; those leasing or renting computers or data processing equipment, in SIC 7379.

For large geographic areas, data are presented for the following subdivisions of this classification:

1. Equipment rental.
2. Equipment leasing, except finance leasing.
3. Leasing or rental of heavy construction equipment without operators.
4. Rental of heavy construction equipment with operators.

Photofinishing laboratories (SIC 7395)— Establishments primarily engaged in the developing of films and in photoprinting and enlarging for the trade and/or for the general public. Data for retail outlets (kiosks) for the pickup and delivery of film, which are owned and operated by photofinishing laboratories, are merged with data for the laboratory which owns them, and are not treated as separate establishments. Establishments primarily engaged in processing motion picture films for the motion picture and television industries are classified in SIC 7819.

Trading stamp services (sales offices) (SIC 7396)— Establishments primarily engaged in selling trading stamps or merchandise coupons to merchants. The redemption stores of trading stamp companies are not included here, but are classified as auxiliary to this industry.

Testing laboratories and facilities (SIC 7397)—

Establishments primarily engaged in product testing on a fee or contract basis. Testing laboratories which perform supporting services for other establishments of the same company are classified as auxiliary to the establishments serviced and are not included here. Noncommercial testing laboratories are also included in this category. Testing services for education or personnel (not providing instruction or training) are classified in SIC 7392.

Business services, not elsewhere classified (SIC 7399)—

Establishments primarily engaged in furnishing business services, not elsewhere classified, such as auctioneers' establishments (service only), business brokers, drafting service, independent lecture bureaus, inspection service, printing brokers, notary publics, and decorating or trimming shop windows.

For large geographic areas, data are presented for the following subdivisions of this classification:

1. Sign painting shops—Establishments primarily engaged in making signs to individual order or in doing office door and window lettering. Establishments primarily engaged in making signs other than on a custom basis and neon sign manufacturers are classified in manufacturing.
2. Interior designing—Establishments primarily engaged in advising clients on the selection of furniture, draperies, rugs, and other interior decorations on a fee or commission basis. Establishments providing an interior designing service, but primarily engaged in the sale of merchandise, are not included. Painting and papering contractors who frequently call themselves "interior decorators" are classified in construction.
3. Telephone answering services—Establishments primarily engaged in transmitting telephone messages to their clients.
4. Water softening services—Establishments primarily engaged in softening water by chemical treatment or other method.
5. Packaging and labeling services—Establishments primarily engaged in packaging and labeling products, on a contract or fee basis, in packages or other containers normally intended for retail distribution. Companies primarily engaged in packing, crating, and otherwise preparing goods for shipping are classified as transportation.
6. Miscellaneous business services, n.e.c.—Establishments primarily engaged in furnishing business services, not elsewhere classified.

Automotive Repair, Services, and Garages (SIC Major Group 75)

This group includes establishments primarily engaged in furnishing automotive repair, parking, rental, and other services to the general public. Similar facilities owned and operated by concerns for their own use and not available

to the general public are treated as auxiliary establishments of those concerns and are not included here. Automobile repair departments maintained by establishments engaged in the sale of new automobiles are classified in retail trade, as are gasoline service stations (where sales of merchandise (including fuel) exceed repair receipts). Automobile driving instruction is classified in SIC 8299.

Automotive rental and leasing, without drivers (SIC 751)—

Establishments primarily engaged in daily or extended-term rental or leasing of passenger automobiles, trucks, truck tractors and trailers, and other automotive equipment without drivers. Establishments primarily engaged in renting automobiles with drivers are out of scope; those renting or leasing trucks with drivers are classified in SIC group 421; and those renting or leasing heavy construction and earth moving equipment are classified in SIC 7394. Establishments primarily engaged in finance leasing are classified in SIC major group 61.

For large geographic areas, data are presented for the following subdivisions of this classification:

1. Passenger car rental, without drivers (SIC 7512 Part)—Establishments primarily engaged in the short-term rental of passenger cars without drivers. Data for separate automotive rental offices or concessions (e.g., airport locations) in the same metropolitan area, for which a common fleet is maintained, are merged, and are not considered separate establishments.
2. Passenger car leasing, except finance leasing (SIC 7512 Part)—Establishments primarily engaged in extended-term leasing of passenger cars without drivers. These establishments may or may not provide maintenance of the vehicle as part of the lease contract.
3. Truck rental, without drivers (SIC 7513 Part)—Establishments primarily engaged in the short-term rental of trucks, truck tractors, or semitrailers without drivers.
4. Truck leasing, except finance leasing (SIC 7513 Part)—Establishments primarily engaged in extended-term leasing of trucks, truck tractors, or semitrailers without drivers. These establishments may or may not provide maintenance of the vehicle as part of the lease contract.
5. Utility trailer and recreational vehicle rental (SIC 7519)—Establishments primarily engaged in the rental (usually short term) of utility and house trailers and recreational vehicles.

Parking lots (SIC 7523)—Establishments primarily engaged in the temporary open air parking of automobiles, usually on an hourly, daily, or monthly basis. Establishments which are a combination of parking lot and structure are classified in SIC 7525. Excluded are municipal parking lots and lots operated by establishments or institutions primarily engaged in other activities, e.g., department stores, hospitals, restaurants. Valet parking is classified in SIC 7299.

Parking structures (SIC 7525)—Establishments primarily engaged in the temporary parking or live storage of automobiles within a structure. Long-time or dead storage of automobiles is not included. Establishments which are a combination of structure and lot are included in this classification. Excluded are municipal parking structures and structures operated by establishments or institutions primarily engaged in other activities, e.g., office buildings, apartment buildings, universities. Valet parking is classified in SIC 7299.

Top and body repair shops (SIC 7531)—Establishments primarily engaged in the repair of automotive tops, bodies, and interiors.

Tire retreading and repair shops (SIC 7534)—Establishments primarily engaged in repairing and retreading automotive tires. Establishments classified here may either retread customers' tires or retread tires for sale or exchange to the user or the trade.

Paint shops (SIC 7535)—Establishments primarily engaged in automotive painting and refinishing.

General automotive repair shops (SIC 7538)—Establishments primarily engaged in the general repair of automotive vehicles. Establishments primarily engaged in the specialized repair of individual engine components, not elsewhere classified, are classified in SIC 7539. Establishments primarily engaged in repair of motorcycles are classified in SIC 7699.

For large geographic areas, data are presented for the following subdivisions of this classification:

1. General automotive repair shops, except diesel.
2. Diesel repair shops.

Automotive repair shops, n.e.c. (SIC 7539)—Establishments primarily engaged in specialized automotive repair, not elsewhere classified, such as fuel service, brake relining, and exhaust system repair.

For large geographic areas, data are presented for the following subdivisions of this classification:

1. Auto electrical and fuel system services—Establishments primarily engaged in providing automotive engine tune-ups and in repairing automotive electrical systems and fuel components, including carburetors.
2. Radiator repair—Establishments primarily engaged in the repair and cleaning of automotive radiators.
3. Glass replacement and repair—Establishments primarily engaged in the repair and replacement of automotive glass.
4. Brake, front end, and wheel alignment—Establishments primarily engaged in relining, repairing, and adjusting automotive brakes; wheel alignment; and repairing and installing springs, axles, and shock absorbers.
5. Exhaust system services (muffler shops)—Establishments primarily engaged in the installation or

repair of automotive exhaust systems (mufflers). The sale of the mufflers or tailpipes is considered to be incidental to the installation of these products.

6. Transmission repair shops—Establishments primarily engaged in the repair of automotive transmissions. If transmissions are sold and installed, the sale of the transmission is considered incidental to the installation. If the transmissions are repaired on a factory basis, the establishment is classified in manufacturing.

7. Other automotive repair shops, n.e.c.—Establishments primarily engaged in specialized automotive repairs, not elsewhere classified, such as frame repair, piston ring service and repair, speedometer repair, heater and air-conditioning repair, etc.

Car washes (SIC 7542)—Establishments primarily engaged in washing cars (custom car wash) or furnishing facilities for the self-service washing of cars and trucks. Waxing and polishing are also classified here.

Other automotive services (SIC 7549)—Establishments primarily engaged in furnishing automotive services, not elsewhere classified, such as lubricating service, towing service, diagnostic service, undercoating service, inspection service, etc.

Miscellaneous Repair Services (SIC Major Group 76)

This group includes establishments primarily engaged in miscellaneous repair services, not elsewhere classified. Repair departments of retail dealers or manufacturers are not included unless operated as separate establishments and reported as such. This group does not include some repair services of which the more important are: automotive repair services, classified in SIC major group 75; garment and shoe repair, classified in major group 72; and computer maintenance and repair services, classified in SIC 7379. Excluded are ship and boat repair, and railroad repair shops which are included in the census of manufactures.

Radio and TV repair shops (SIC 7622)—Establishments primarily engaged in repairing radio and television sets; phonographs, high fidelity (hi-fi) or stereophonic equipment, and tape recorders; in installing and repairing television, amateur and citizens' band antennas; or in installing and servicing radio transmitting and receiving equipment in homes or offices, or in small boats, automobiles, or other vehicles. Establishments primarily engaged in selling radio and television sets are classified in retail trade. Repair departments of radio and television dealers are not included here unless operated and reported as separate establishments.

Refrigeration and air-conditioning repair shops (SIC 7623)—Establishments primarily engaged in servicing and repairing household and commercial electrical refrigerators and air-conditioning and refrigeration equipment.

Establishments primarily engaged in servicing and repairing gas refrigerators are classified in SIC 7699. Establishments primarily engaged in installing refrigeration and air-conditioning systems are classified in construction.

Electrical and electronic repair shops, n.e.c. (SIC 7629)—Establishments primarily engaged in the servicing and repair of electrical and electronic equipment and electrical appliances (washing machines, vacuum cleaners, irons, toasters, etc.), not elsewhere classified. Radio and television repair shops are classified in SIC 7622. Refrigeration repair shops are classified in SIC 7623. Electrical contractors and electrical shops engaged primarily in house wiring are included in construction. Armature rewinding and the repair of electric motors are classified in SIC 7694. Repair of computers and related equipment is classified in SIC 7379.

Watch, clock, and jewelry repair (SIC 763)—Establishments primarily engaged in the repair of watches, clocks, and jewelry.

Reupholstery and furniture repair (SIC 764)—Establishments primarily engaged in furniture reupholstering and repair. Establishments primarily engaged in selling upholstery materials, making slipcovers, draperies, etc., to order, or in upholstering new frames to individual order are classified in retail trade, as are establishments making furniture and cabinet work on a custom basis to individual order.

Welding repair (SIC 7692)—Establishments primarily engaged in repair work by welding. Automotive welding is classified here. Welding in connection with the manufacture of a product is classified as manufacturing. Welding contractors doing welding work on the construction site are classified in construction, SIC 1799.

Armature rewinding shops (SIC 7694)—Establishments primarily engaged in rewinding armatures and rebuilding or repairing electric motors. Establishments classified here may either repair customers' equipment or repair or rebuild for sale or exchange to users or to the trade. Establishments primarily engaged in the repair of electrical appliances are classified in SIC 7629.

Repair shops and related services, n.e.c. (SIC 7699)—Establishments primarily engaged in specialized repair services, not elsewhere classified, such as farm machinery and equipment repair; lawnmower, saw, knife, and tool sharpening and repair; bicycle repair; lock and gun repair; musical instrument repair; and the repair of typewriters and business machines. Repair services which involve primarily electrical or electronic equipment or components are classified in SIC 7629; however, primarily mechanical repair of electrically powered equipment, for example, electric sewing machine repair, is included here.

For large geographic areas, data are presented for the following subdivisions of this classification:

1. Farm machinery and equipment repair shops—Establishments primarily engaged in the repair of farm machinery and equipment.

2. Lawnmower, saw, knife, tool sharpening and repair—Establishments primarily engaged in sharpening and repairing lawnmowers, saws, knives, and tools.
3. Sewer and septic tank cleaning services—Establishments primarily engaged in cleaning or repairing sewers and septic tanks. Establishments which install septic tanks are classified in construction.
4. Other repair and related services, n.e.c.—Establishments primarily engaged in specialized repair services, not elsewhere classified, such as aircraft flight instrument repair (except electrical), blacksmith shops, bicycle repair, boiler repair, camera repair, dental instrument repair, furnace and chimney cleaning, gunsmith shops, key duplicating shops, motorcycle repair, musical instrument repair, taxidermists, typewriter repair, umbrella repair, and venetian blind repair.

Motion Pictures (SIC Major Group 78)

This group includes establishments producing and distributing motion pictures, exhibiting motion pictures in commercially operated theaters, and furnishing services to the motion picture industry. The term "motion pictures" includes similar productions for television or other media using film, tape, or other means.

Motion picture production, except for TV (SIC 7813)—Establishments primarily engaged in the production of motion pictures for exhibition other than for television. Establishments engaged in both production and distribution are included here.

Motion picture, tape production for TV (SIC 7814)—Establishments primarily engaged in the production of motion pictures and of tapes, including commercials, for television exhibition. Establishments engaged in both production and distribution are included here.

Services allied to motion picture production (SIC 7819)—Establishments primarily engaged in performing services independent of motion picture production, but allied thereto, such as motion picture film processing, editing, and titling. Also included are casting bureaus, wardrobe and studio property rental, rental and repair of cameras and other motion picture equipment, stock footage film libraries, and television tape services (editing, transfers, etc.).

Motion picture film exchanges (SIC 7823)—Establishments primarily engaged in renting films to exhibitors other than in the field of television. Establishments engaged in both distribution and production are included in SIC 7813.

Film or tape distribution for TV (SIC 7824)—Establishments primarily engaged in renting film or tape to exhibitors in the field of television. Establishments engaged in both distribution and production are in SIC 7814.

Services allied to motion picture distribution (SIC 7829)—Establishments primarily engaged in performing auxiliary services to motion picture distribution, such as film delivery service, film purchasing and booking agencies, and film libraries.

Motion picture theaters, except drive-in (SIC 7832)—Commercially operated conventional "four-wall" theaters primarily engaged in the indoor exhibition of motion pictures. Establishments primarily engaged in the commercial exhibition of motion pictures on an itinerant basis with portable projection and sound equipment are included here.

Drive-in motion picture theaters (SIC 7833)—Commercially operated theaters, commonly known as open-air or drive-in, primarily engaged in the outdoor exhibition of motion pictures.

Amusement and Recreation Services, Except Motion Pictures (SIC Major Group 79)

This group includes establishments primarily engaged in providing amusement, recreation, or entertainment on payment of a fee or admission charge, except motion pictures. Gambling businesses, where legal, are also included in this major group; however, combined gambling and lodging facilities with 25 guestrooms or more are classified in SIC 7011.

Dance halls, studios, and schools (SIC 791)—Establishments primarily engaged in operating public dance halls or ballrooms and dance studios and schools. The renting of dance halls or ballrooms to operators is classified as real estate and excluded from this census.

For large geographic areas, data are presented for the following subdivisions of this classification:

1. Public dance halls or ballrooms.
2. Dance schools, including children's and professional.

Theatrical producers (except motion pictures), bands, orchestras, and entertainers (SIC 792)—This classification includes the subgroups indicated below, shown separately for large geographic areas:

1. Producers of live theatrical productions (SIC 7922 Part)—Establishments primarily engaged in presenting live theatrical productions. Theaters which are normally rented to theatrical producers are classified as real estate operations and excluded from this census.
2. Producers of radio and TV shows, except tape (SIC 7922 Part)—Establishments primarily engaged in producing shows for presentation on radio, television, in night clubs, etc.
3. Artists' and entertainers' managers or agents, concert bureaus, booking agents (SIC 7922 Part)—Establishments primarily engaged in representing performers and producers for a fee or commission.

4. Other theatrical services (SIC 7922 Part)—Businesses engaged in theatrical services, not elsewhere classified, such as ticket agencies; theatrical, television, and radio employment agencies; theatrical equipment rental and design; lighting; etc.

5. Dance groups and artists (SIC 7929 Part)—Companies, groups, and artists primarily engaged in the presentation of ballet; modern, folk, or ethnic dance; and similar dance presentations.

6. Symphony orchestras, opera companies, and chamber music organizations (SIC 7929 Part)—Symphony orchestras, opera companies, and chamber music organizations (including chamber orchestras) organized for the presentation of their musical specialty.

7. Other music and entertainment presentations (SIC 7929 Part)—Dance and stage bands, orchestras (except symphony or chamber), combos, quintets, soloists, and similar musical organizations, groups, and artists, as well as other entertainers operating on a contract or fee basis for restaurants, night clubs, radio and television, etc. Also included are promoters of a variety of entertainment.

Billiard and pool establishments (SIC 7932)—Establishments primarily engaged in providing facilities for playing billiards and pool.

Bowling alleys (SIC 7933)—Establishments primarily engaged in providing facilities for bowling.

Professional sports clubs, managers, promoters (SIC 7941)—Operators and promoters of professional and semi-professional athletic clubs, promoters of athletic events, and managers of individual professional athletes. Receipts of such establishments do not include revenue from radio or television broadcasts, from sales of players, from concession operators, or from noncustomer sources. Establishments primarily engaged in renting stadiums and athletic fields to sports promoters and clubs are classified as real estate.

For large geographic areas, data are presented for the following subdivisions of this classification:

1. Baseball clubs.
2. Football clubs.
3. Other professional sports clubs.
4. Managers and promoters.

Racing, including track operation (SIC 7948)—Promoters and participants in racing activities, including race track operators, operators of racing stables, jockeys, race horse trainers, and race car owners and operators. Establishments which own race tracks, but do not engage in promotion of racing events, are classified in real estate and are not included in the censuses. Stables and kennels primarily engaged in the breeding or boarding of horses and dogs are classified in agriculture.

For large geographic areas, data are presented for the following subdivisions of this classification:

1. Auto race track operation.
2. Horse race track operation.
3. Dog race track operation.
4. Racing stables and racing, n.e.c.

Public golf courses (SIC 7992)—Establishments privately operated and primarily engaged in the operation of golf courses open to the public on a fee basis. Municipally owned and operated golf courses are not included. Membership golf and country clubs are included in SIC 7997. Miniature golf courses and golf driving ranges are classified in SIC 7999.

Coin-operated amusement device operators (SIC 7993)—Establishments primarily engaged in operating coin-operated amusement devices either in their own or in other places of business. Such amusement machines include juke boxes, pinball machines, mechanical games, slot machines (where legal), and similar types of amusement equipment. Amusement arcades or parlors are also included. Establishments primarily engaged in rental of such devices are classified in SIC 7394.

Amusement parks (SIC 7996)—Establishments known as amusement parks, theme parks, kiddie parks, etc., which group together a number of attractions such as mechanical rides, amusement devices, refreshment stands, picnic grounds, etc. Individual ride operators or concessionaires operating within the park are classified in SIC 7999. Carnivals operating without a fixed exhibition site are also classified in SIC 7999. Owners of the grounds who do not operate the amusement park are classified in real estate.

Membership sports and recreation clubs (SIC 7997)—Sports and recreation clubs which maintain facilities restricted to use by members and their guests. Country, golf, tennis, yacht, and swimming clubs are included in this industry. Such establishments are classified here regardless of the proportion of receipts derived from food or liquor sales. Health clubs are classified in SIC 7299. Membership organizations engaged in civic, social, or fraternal activities are classified in SIC 864.

Amusement and recreation services, n.e.c. (SIC 7999)—Establishments primarily engaged in the operation of sports, amusement, and recreation services, not elsewhere classified, such as bathing beaches, swimming pools, riding academies and schools, etc. Membership sports and recreation clubs not open to the general public are classified in SIC 7997.

For large geographic areas, data are presented for the following subdivisions of this classification:

1. Concession operators of amusement devices and rides—Concession operators of mechanical rides or of amusement devices in amusement parks, carnivals, circuses, or fairs; or operators of independently operated rides or devices of this type.

2. Carnivals and circuses—Establishments operating a group of amusement, service, and/or retail units and generally known as carnivals, which do not have any fixed exhibition site; or companies engaged in the operation of circuses having acrobatic and animal shows and individual circus acts. Side shows are included here.

3. Fairs—Establishments primarily engaged in arranging and operating the exhibitions and related activities usually associated with county or State fairs. Carnivals and side shows which may be part of the fair, but which are independently owned and operated, are included in the subgroup, "Carnivals and circuses." Other amusement device concessions independently owned and operated are included in the subgroup "Concession operators of amusement devices and rides."

4. Commercial museums, art galleries, and botanical and zoological gardens—Museums, art exhibitors, and botanical and zoological gardens which are supported primarily by admission charges. Commercial art galleries or art dealers primarily selling to the general public are classified in retail trade, SIC 5999. Museums, art galleries, and botanical and zoological gardens supported primarily by contributions, grants, etc., are classified in SIC major group 84.

5. Roller skating rinks—Establishments primarily engaged in operating rinks for roller skating open to the general public for a fee.

6. Ice skating rinks—Establishments primarily engaged in operating rinks for ice skating open to the general public for a fee.

7. Other amusement and recreation services, n.e.c.—Establishments primarily engaged in the commercial operation of sports, amusement, and recreation services, not elsewhere classified. Included are establishments engaged in instruction for sports or recreation, such as baseball, bridge, golf, judo, karate, skiing, swimming, tennis, etc. It also includes establishments renting articles for amusement and recreation, such as beach chairs and accessories, bicycles, golf carts, small boats and canoes, saddle horses, etc.

Other establishments in this classification include commercially operated athletic clubs or gymnasiums, bathing beaches, domino parlors, gambling establishments (where legal), golf driving ranges, miniature golf, riding academies and stables, shooting galleries, slot-car tracks, ski lifts, day camps, and establishments engaged in the commercial operation of swimming pools open to the general public for a fee. Municipally operated golf courses and swimming pools are excluded from this census. Privately owned tourist attractions, such as natural wonders or manmade exhibits, are included.

Health Services, Except Hospitals (SIC Major Group 80, except 806)

This grouping includes establishments primarily engaged in furnishing medical, surgical, and other health services

to persons. Associations or groups primarily engaged in providing medical or other health services to members are included, but those which only provide insurance covering hospitalization or medical costs are classified in Insurance (major group 63).

Health care facilities were primarily coded based on self-designation. Where multiple levels of care were indicated, but were not apparently separate operations, the facility was generally classified based on the highest level of care provided. Veterinarians are classified in Veterinary services (SIC group 074) and are out of scope. Hospitals (SIC 806) are excluded from the 1982 Census of Service Industries.

Offices of physicians (SIC 801)—Establishments of licensed practitioners having the degree of M.D. or equivalent and engaged in the practice of general or specialized medicine and surgery. Establishments, such as group clinics, in which a group of physicians is associated for the purpose of practicing the profession, are included here. Clinics not owned by physicians are classified in Outpatient care facilities (SIC 808). Osteopathic physicians are classified in SIC 803.

Associations of physicians formed solely for the sharing of expenses (including payroll) and facilities, and not for the purpose of jointly practicing their profession, are also included here. Receipts are not applicable for these associations since their operations are funded by reimbursements from member firms, and not considered operating receipts for medical services provided; neither are such entities tabulated as separate operating establishments. However, their payroll and employment data are included in statistics presented for this category.

Offices of dentists (SIC 802)—Establishments of licensed practitioners having the degree of D.D.S. (or D.D. Sc.) or D.M.D. and engaged in the practice of general or specialized dentistry, including dental surgery. Associations of dentists formed for the sharing of expenses are also included (see SIC 801 for treatment of such associations).

Offices of osteopathic physicians (SIC 803)—Establishments of licensed practitioners having the degree D.O. and engaged in the practice of general or specialized osteopathic medicine.

Offices of chiropractors (SIC 8041)—Establishments of licensed practitioners engaged in the practice of chiropraxis.

Offices of optometrists (SIC 8042)—Establishments of licensed practitioners engaged in the practice of optometry. Establishments where receipts are primarily from the sale of optical goods prescribed as a result of eye examinations performed at another establishment are classified in Miscellaneous retail stores, n.e.c. (SIC 5999).

Offices of health practitioners, n.e.c. (SIC 8049)—Establishments of licensed health practitioners engaged in practice in health fields, not elsewhere classified, such as acupuncturists, chiropodists, midwives, nutritionists, occupational therapists, and psychologists.

Skilled nursing care facilities (SIC 8051)—Establishments primarily engaged in providing care and treatment for patients who require continuous health care with inpatient beds, but not hospital services. These establishments must have an organized medical staff, including physician services, and continuous nursing services. Included here are extended care facilities, as well as other types of continuous nursing care facilities.

Nursing and personal care facilities, n.e.c. (SIC 8059)—Establishments primarily engaged in providing some nursing and health-related personal care with inpatient beds, but not continuous nursing services. These establishments have at least one shift with a licensed or registered nurse to provide routine health care and observation. Included are rest homes, convalescent homes, and other institutions where health care is a major element. Residential facilities, such as homes for the retarded and aged, which provide personal care, but where health care is incidental, are classified in Residential care (SIC 836).

Medical laboratories (SIC 8071)—Establishments primarily engaged in providing professional, analytic, or diagnostic services to the medical profession or to the patient as prescribed by a physician. Laboratories engaged in the manufacture of medical or pharmaceutical products are included in the census of manufactures. Laboratories engaged in medical research are classified in Research and development laboratories (SIC 7391) or Noncommercial educational, scientific, and research organizations (SIC 892).

Dental laboratories (SIC 8072)—Establishments primarily engaged in making dentures and artificial teeth to order for the dental profession. The manufacture of teeth other than to order is classified in manufacturing.

Outpatient care facilities (SIC 808)—Establishments primarily engaged in outpatient care with permanent facilities and with medical services to provide diagnosis, treatment, or both for patients who are ambulatory and do not require inpatient care. Associations or groups formed primarily to provide medical or other health services to their members, and which themselves provide these services, are included. Health care programs which contract out the provision of services are classified in Accident and health insurance (SIC 6321) and are out of scope of the census. Included in this industry are alcoholism treatment clinics, family planning clinics, health maintenance organizations (HMO's), kidney treatment centers, medical clinics (not owned by licensed health practitioners), physical therapy clinics, and rehabilitation centers (medical treatment).

Health and allied services, n.e.c. (SIC 809)—Establishments primarily engaged in rendering health and allied services, n.e.c., such as blood banks, blood donor stations, childbirth preparation classes, medical photography and art, oxygen tent services, and visiting nurse associations. Establishments of registered or practical nurses in independent practice are classified in Offices of health practitioners, n.e.c. (SIC 8049). Ambulance services are classified in Local passenger transportation, n.e.c. (SIC 4119) and are out of scope.

Legal Services (SIC Major Group 81)

This major group includes establishments engaged in offering legal advice or legal services, the head or heads of which are members of the bar. Associations of lawyers formed solely for the sharing of expenses (including payroll) and not for the purpose of jointly practicing their profession are also included. Receipts are not applicable for these associations since their operations are funded by reimbursements from member firms, and not considered operating receipts for legal services provided. Neither are such entities considered separate operating establishments; however, their payroll and employment data are included in statistics presented for this category. Nonprofit legal services (including legal aid societies) are classified here.

Selected Educational Services (SIC's 823, 824, 829)

This grouping includes establishments furnishing formal academic or technical courses, correspondence schools, commercial and trade schools, and libraries. Elementary and secondary schools; colleges, universities, and professional schools; and junior colleges and technical institutes are out of scope of the census.

Libraries and information centers (SIC 823)—Establishments primarily engaged in lending books (free or fixed charge) and disseminating information to the general public, such as circulating libraries and centers for documentation.

Correspondence schools (SIC 8241)—Establishments primarily engaged in furnishing educational courses by mail. Offices maintained by such schools for the sale of correspondence courses are classified as auxiliary establishments and are not included here.

Data processing schools (SIC 8243)—Establishments primarily engaged in offering data processing courses in programming and in computer and peripheral equipment operation, including keypunch operation.

Business and secretarial schools (SIC 8244)—Establishments primarily engaged in offering courses in business machines operation (except data processing), office procedures, and secretarial and stenographic skills.

Vocational schools, except vocational high schools, n.e.c. (SIC 8249)—Establishments primarily engaged in offering specialized trade or commercial courses, not elsewhere classified, but not academic training. This industry includes apprentice training, aviation schools, commercial art schools, and practical nursing schools. Schools for the instruction of beauticians are classified in SIC 723; and barber schools in SIC 724.

Schools and educational services, n.e.c. (SIC 829)—Specialized nondegree granting schools, not elsewhere

classified, such as music schools, drama schools, language schools, and civil service and other short-term examination preparatory schools. Vocational counseling (excluding rehabilitation) is also included here. Educational testing is included in Management, consulting, and public relations services (SIC 7392).

Social Services (SIC Major Group 83)

This major group includes establishments providing social services and rehabilitation services to those persons with social or personal problems requiring special services, and to the handicapped and the disadvantaged. Also included are organizations soliciting funds to be used directly for these and related services, as well as community development and planning agencies.

Individual and family social services (SIC 832)—Establishments primarily engaged in providing one or more of a variety of individual and family social, counseling, welfare, or referral services, including refugee, disaster, and temporary relief services. This industry also includes offices of specialists providing counseling and referral services and settlement houses, neighborhood centers, and senior citizens' centers. Organizations engaged in community improvement, neighborhood development, or social change are classified in Social services, n.e.c. (SIC 839).

Job training and vocational rehabilitation services (SIC 833)—Establishments primarily engaged in providing training and vocational rehabilitation services for the unemployed, the underemployed, the handicapped, and to persons who have a job market disadvantage because of lack of education, job skill or experience, skill obsolescence, or personal characteristics or problems. Included are upgrading and job development services, skill training, world-of-work orientation, and vocational rehabilitation counseling. Also included are establishments primarily engaged in providing work experience for rehabilitees, as well as offices of specialists providing rehabilitation and job counseling.

Child day care services (SIC 835)—Establishments primarily engaged in care of infants or children, or in providing prekindergarten education where medical care or delinquency correction is not a major element. These establishments may or may not have substantial educational programs. Establishments providing babysitting services are classified in Miscellaneous personal services (SIC 7299).

Residential care (SIC 836)—Establishments primarily engaged in the provision of residential social and personal care for children, the aged, and special categories of persons with some limits on ability for self-care, but where medical care is not a major element. Included here are group foster homes; halfway group homes; homes for the retarded, the aged, the deaf, and blind; juvenile correctional homes; and rehabilitation (residential) centers.

Social services, n.e.c. (SIC 839)—Establishments primarily engaged in providing social services, not elsewhere classified, including community improvement, social change, and neighborhood development. Also included are organizations primarily engaged in soliciting contributions on their own account and administering appropriations and allocating funds among other agencies engaged in social welfare services; establishments primarily engaged in the prevention of criminal or antisocial behavior; and regional planning agencies. Establishments which raise funds on a fee basis are classified in **Business services, n.e.c. (SIC 7399)**. Civic, social, fraternal and political organizations are included in Major Group 86, **Membership Organizations**.

Philanthropic trusts and foundations are out of scope and classified in Major Group 67, **Holding and Other Investment Offices**, unless they are actually engaged in providing social welfare services.

Noncommercial Museums, Art Galleries, and Botanical and Zoological Gardens (SIC Major Group 84)

This major group includes museums, art galleries, and botanical and zoological gardens, which are not operated commercially. Funding of these establishments is not primarily from admission charges. These establishments are of historical, educational, or cultural interest.

Noncommercial museums and art galleries (SIC 8411)—Establishments primarily engaged in noncommercial operation of museums and art galleries. Historical, cultural, and educational societies whose functions are primarily providing attractions for the public (funded primarily through contributions and grants) are included here. Establishments primarily operating museums and art galleries commercially (funded primarily from admissions) are included in **Amusement and recreation services, n.e.c. (SIC 7999)**. Art galleries or art dealers primarily selling to the general public are classified in retail trade.

Noncommercial arboreta, botanical and zoological gardens (SIC 8421)—Establishments primarily engaged in the noncommercial operation of arboreta and botanical and zoological gardens. Establishments primarily operating commercial exhibits (funded primarily from admissions) are included in **Amusement and recreation services, n.e.c. (SIC 7999)**.

Selected Membership Organizations (SIC's 861, 862, 864, 869)

This grouping includes organizations operating on a membership basis for the promotion of the interests of the members. Also included are organizations which are not operated on a membership basis, but for the promotion of the interests of a constituency or group of supporters. This grouping does not include establishments operated by membership organizations which are elsewhere classified, such as hotels open to the general public, golf and country clubs, fraternity and sorority houses, and credit unions.

Establishments of religious organizations operated for worship or for promotion of religious activities, such as churches, convents, religion schools and missions, are classified in **Religious organizations (SIC 866)** and are out of scope of the census. Also excluded are **Labor unions and similar labor organizations (SIC 863)** and **Political organizations (SIC 865)**.

Business associations (SIC 861)—Membership organizations engaged in promoting business interests of their members, such as better business bureaus, boards of trade, chambers of commerce, industrial standards committees, merchants associations, real estate boards, and trade associations. Farmers' cooperative marketing associations are classified in **wholesale trade**. Security and commodity exchanges are classified in **SIC 623** and are out of scope. Civic and social businessmen's clubs are included in **Civic, social, and fraternal organizations (SIC 864)**.

Professional membership organizations (SIC 862)—Membership organizations of professional persons for the advancement of the interests of their profession, such as bar associations, engineering associations, and scientific membership organizations.

Civic, social, and fraternal associations (SIC 864)—Membership organizations engaged in civic, social, or fraternal activities, such as alumni associations, citizens' associations, fraternities, scout organizations, singing societies, university clubs, veterans' organizations, youth associations, consumer education and public advocacy groups (except organizations primarily engaged in research). Bars and restaurants owned and operated by organizations, for members and guests only, are also classified here. Hotels and lodging houses operated by organizations for members and their guests, including fraternity and sorority houses, are classified in **Organization hotels and lodging houses, on membership basis (SIC 704)**. Membership sports and recreation clubs are classified in **SIC 7997**.

Membership organizations, n.e.c. (SIC 869)—Membership organizations, not elsewhere classified, such as athletic regulatory associations, automobile owners' associations, farm bureaus, historical clubs, and humane societies.

Miscellaneous Services (SIC Major Group 89)

This major group includes establishments engaged in performing services, not elsewhere classified, such as those rendered by engineers, architects, surveyors, accountants, artists, lecturers, and writers, and establishments primarily engaged in noncommercial educational, scientific, and other general welfare research activities.

Engineering, architectural, and surveying services (SIC 891)—Establishments primarily performing professional services in the fields of architecture, engineering, and land

surveying. Graphic arts and related design are classified in SIC 7333; drafting services, in SIC 7399; systems engineering or design (not computer related), in SIC 7392; and computer related systems engineering or design, in SIC 7372. Establishments primarily engaged in construction contracting are classified in construction. Landscape architects are classified in agricultural services.

For large geographic areas, data are presented for the following subdivisions of this classification:

1. Architectural services.
2. Engineering services.
3. Surveying services.


Noncommercial educational, scientific, and research organizations (SIC 892)—Establishments primarily engaged in noncommercial research into and dissemination of information for public health, education, or general welfare, such as archaeological expeditions, educational research, medical research, and research institutes. Establishments included here operate primarily on funds from endowments, contributions, and grants. Establishments primarily engaged in physical research on a contract or fee (commercial) basis are included in Research and development laboratories (SIC 7391), and those primarily engaged in nonphysical research on a commercial basis are included in Management, consulting, and public relations services (SIC 7392).

Accounting, auditing, and bookkeeping services (SIC 893)—Establishments primarily engaged in furnishing accounting, auditing, or bookkeeping services. Such establishments may, as part of providing such service, use

data processing and tabulation techniques, although those techniques do not qualify as primary activities. Establishments primarily providing income tax preparation services for individuals without accounting, auditing, and bookkeeping services are classified in Miscellaneous personal services (SIC 7299).

Services, n.e.c. (SIC 899)—Establishments primarily providing services, not elsewhere classified, such as artists (excluding commercial and medical artists), authors, scientific consultants (working on their own account), inventors, lecturers, music arrangers, newspaper columnists, radio commentators, song writers, weather forecasters, and writers. Establishments primarily providing commercial art services are classified in Commercial photography, art, and graphics (SIC 7333); writers of advertising copy who also place advertising with the media are classified in Advertising agencies (SIC 7311); business and management consultants are classified in Management, consulting and public relations services (SIC 7392), engineering consultants in Engineering, architectural, and surveying services (SIC 891); computer consulting in Computer related services, n.e.c. (SIC 7379); and advertising consulting in Advertising agencies (SIC 7311).

There is evidence that among small employer establishments (for which kind-of-business information is obtained from administrative records), many service establishments are classified incorrectly in this industry because there is insufficient information to determine the correct kind-of-business classification. Therefore, the published data probably overstate the number of establishments and level of activity for this category.



APPENDIX B. General Questions



U.S. DEPARTMENT OF COMMERCE
BUREAU OF THE CENSUS
FORM

1982 CENSUS OF SERVICE INDUSTRIES

O. M. B. APPROVAL NO. 0607-0383 EXPIRES 11/84

NOTICE - Response to this inquiry is required by law (title 13, U.S. Code). By the same law, your report to the Census Bureau is confidential. It may be seen only by sworn Census employees and may be used only for statistical purposes. The law also provides that copies retained in your files are immune from legal process.

In correspondence pertaining to this report please refer to this Census File Number (CFN)

Employer Identification (EI) Number

Please complete this form and RETURN TO
BUREAU OF THE CENSUS
 1201 East Tenth Street
 Jeffersonville, Indiana 47134

DUE DATE: FEBRUARY 15, 1983

If you cannot file by the due date, a time extension request should be sent to the above address; please include your 11-digit Census File Number (CFN).

Note - Please read the accompanying instructions before answering the questions.

Please correct errors in name, address, and ZIP code. ENTER street and number if not shown.

Item 1 - EMPLOYER IDENTIFICATION NUMBER
 Is the Employer Identification (EI) Number shown in the label the SAME as that used for this establishment on its latest 1982 Employer's Quarterly Federal Tax Return, Treasury Form 941?

094 1 YES 2 NO - Enter current EI No. _____
 (9 digits)

Item 4 - ORGANIZATIONAL STATUS
 Mark (X) the ONE box which best describes this establishment during 1982.

003 1 Individual proprietorship 0 Corporation
 2 Partnership 9 Other - Specify
 5 Government - Specify

Item 2 - PHYSICAL LOCATION OF ESTABLISHMENT
 Answer items a, b, c, and d
NOTE: P.O. boxes or rural routes are not physical locations.

a. Same as shown in mailing label. If different, indicate change.

NUMBER AND STREET _____
 CITY TOWN VILLAGE ETC STATE ZIP CODE _____

Item 5 - TAX STATUS

a. Is this establishment operated on a not-for-profit basis?
 005 1 YES 2 NO - SKIP to item 6

b. Was all or part of the income of this establishment or organization exempt from Federal income taxes under section 501 or 521 of the Internal Revenue Code?
 004 1 YES 2 NO

b. Is this establishment physically located inside the legal boundaries of the city, town, village, etc.?
 095 1 YES 2 NO 3 No legal boundaries 4 Don't know

c. Type of municipality where physically located
 096 1 City, village, or borough 2 Town or township 3 Other or don't know

d. Name of county where physically located _____

HOW TO REPORT DOLLAR FIGURES

Value figures may be reported in dollars or rounded to thousands.
 Example: If a figure is \$1,125,628, report either **1,126** (Preferred) or **1,125,628** (Acceptable)

	Mil- lions (000)	Thou- sands (000)	Dol- lars (000)
Example	1	126	
Actual	1	125	628

Item 3 - OPERATIONAL STATUS

a. How many months during 1982 did this firm or organization actively operate this establishment?
 002 _____ Number of months

b. Mark (X) the ONE box which best describes this establishment at the end of 1982.

001 1 In operation
 2 Temporarily or seasonally inactive
 3 Ceased operation - Give date → _____
 4 Sold or leased to another operator - Give date at right AND enter name, etc., below → _____

Figures only

Month	Day	Year

Item 6 - DOLLAR VOLUME
 If the answer to item 5b was "YES," skip to part b; otherwise, complete part a and skip to item 7.

	Mil.	Thou.	Dol.
a. OPERATING RECEIPTS of taxable establishments in 1982	010		
b. REVENUE and EXPENSES of tax-exempt establishments	010		
(1) REVENUE in 1982	040		
(2) EXPENSES in 1982 (including payroll)			

NAME OF NEW OWNER OR OPERATOR _____
 NUMBER AND STREET _____
 CITY STATE ZIP CODE _____

Item 7 - PAYROLL AND EMPLOYMENT

a. Payroll in 1982, before deductions

	Mil.	Thou.	Dol.
(1) Total ANNUAL payroll	030		
(2) FIRST QUARTER payroll	031		

b. Employment in 1982

	Number
Number of paid employees for the pay period including March 12, 1982. (Include both full- and part-time employees.)	032

Item 8 - KIND OF BUSINESS OR ACTIVITY
 Mark (X) the ONE box which best describes the activity that accounted for this establishment's MAJOR portion of receipts or revenue in 1982.
 (Categories appropriate to individual form)

PENALTY FOR FAILURE TO REPORT

CONTINUE ON PAGE 2 →

(Items 9 through 15 (where applicable) vary by form and contain questions on data such as sources of receipts, hotel rooms, laundry equipment, exported services, theater capacity, and personnel and payroll by type.)

The following items represent the last three items (although item numbers vary) used on all forms.

NOTE Answer item 13 only if your Census File Number (CFN), shown in the address label of this report form, begins with a zero.

Item 13 – OWNERSHIP, CONTROL, AND LOCATIONS OF OPERATION

a. Is this establishment owned or controlled by another entity? 097 1 YES → 2 NO

ENTER OWNING OR CONTROLLING ENTITY NAME, ADDRESS, AND ZIP CODE

EI No. (9 digits) [] [] [] [] [] [] [] [] []

b. Does this establishment own or control any other entity or entities? 098 1 YES → 2 NO

ENTER OWNED OR CONTROLLED ENTITY NAME, ADDRESS, AND ZIP CODE

EI No. (9 digits) [] [] [] [] [] [] [] [] []

c. How many establishments were operated under the EI Number shown in the address label (or as corrected in item 1) at the end of 1982? → 079

Number

If more than one, provide the physical location address and other information indicated below for each establishment. Continue with same format in item 14 (or attach a separate sheet) if necessary.

1	NAME, ADDRESS, AND ZIP CODE	1982			
		Receipts or revenue	Mil.	Thou.	Dol.
KIND-OF-BUSINESS DESCRIPTION		081			
		082			
	Census use	088			

2	NAME, ADDRESS, AND ZIP CODE	1982			
		Receipts or revenue	Mil.	Thou.	Dol.
KIND-OF-BUSINESS DESCRIPTION		081			
		082			
	Census use	088			

Item 14 – REMARKS – Please use this space for any explanations that may be essential in understanding your reported data.

Item 15 – CERTIFICATION – This report is substantially accurate and has been prepared in accordance with instructions.

Name of person to contact regarding this report – Print or type

Period covered by this report → FROM: Mo., Year TO: Mo., Year

Telephone → Area code Number Extension Signature of authorized person Date

FORM

U.S. GOVERNMENT PRINTING OFFICE: 1982-559-111/33

APPENDIX C.

Kind-of-Business Titles and Reporting-Form Numbers

Listed below are service industries kind-of-business titles and their corresponding reporting-form numbers. Requests for copies of any of these forms, including the inquiries used to classify establishments by kind of business, should be directed to the Business Division, Bureau of the Census, Washington, D.C. 20233.

SIC code	Title	Reporting form CB-	SIC code	Title	Reporting form CB-
70	HOTELS, ROOMING HOUSES, CAMPS, AND OTHER LODGING PLACES		73	BUSINESS SERVICES--Con.	
			7392 pt.	Management and administrative services.....	7306
7011 pt.	Hotels, 25 guestrooms or more.....	7001	7392 pt.	Public relations services.....	7306
7011 pt.	Hotels, less than 25 guestrooms.....	7001	7392 pt.	Management consulting services.....	7306
7011 pt.	Motels, tourist courts.....	7001	7392 pt.	Economic and sociological research.....	7306
7011 pt.	Motor hotels.....	7001	7392 pt.	Consulting services, n.e.c.....	7306
702	Rooming and boarding houses.....	7002	7393 pt.	Detective agencies and guard services.....	7308
7032	Sporting and recreational camps.....	7002	7393 pt.	Armored car services.....	7308
7033	Trailer parks and camp sites for transients....	7002	7393 pt.	Burglar and fire alarm systems.....	7308
704	Organization hotels and lodging houses, on membership basis.....	7002	7394 pt.	Equipment rental.....	7307
			7394 pt.	Equipment leasing, except finance leasing.....	7307
			7394 pt.	Leasing and rental of heavy construction equipment without operators.....	7307
72	PERSONAL SERVICES		7394 pt.	Rental of heavy construction equipment with operators.....	7307
7211	Power laundries, family and commercial.....	7201	7394 pt.		
7212	Garment pressing and agents for laundries and dry cleaners.....	7201	7395	Photofinishing laboratories.....	7303
7213	Linen supply.....	7201	7396	Trading stamp services (sales offices).....	7308
7214	Diaper service.....	7201	7397	Testing laboratories and facilities.....	7305
7215 pt.	Coin-operated laundries and dry-cleaning stores....	7201	7399 pt.	Sign painting shops.....	7308
7215 pt.	Coin-operated laundry machine routes.....	7201	7399 pt.	Interior designing.....	7308
7216	Dry-cleaning plants, except rug cleaning.....	7201	7399 pt.	Telephone answering services.....	7308
7217	Carpet and upholstery cleaning.....	7201	7399 pt.	Water softening services.....	7308
7218	Industrial launderers.....	7201	7399 pt.	Packaging and labeling services.....	7308
7219	Laundry and garment services, n.e.c.....	7201	7399 pt.	Miscellaneous business services, n.e.c.....	7308
722	Photographic studios, portrait.....	7303			
723	Beauty shops.....	7203			
724	Barber shops.....	7203	75	AUTOMOTIVE REPAIR, SERVICES, AND GARAGES	
725	Shoe repair, shoe shine, and hat-cleaning shops....	7203	7512 pt.	Passenger car rental, without drivers.....	7501
726	Funeral service and crematories.....	7202	7512 pt.	Passenger car leasing, except finance leasing.....	7501
729 pt.	Reducing salons and health clubs, except resorts...	7203	7513 pt.	Truck rental, without drivers.....	7501
729 pt.	Tax preparation services.....	7203	7513 pt.	Truck leasing, except finance leasing.....	7501
729 pt.	Other personal services, n.e.c.....	7203	7519	Utility trailer and recreational vehicle rental...	7501
73	BUSINESS SERVICES		7523	Parking lots.....	7502
			7525	Parking structures.....	7502
7311	Advertising agencies.....	7301	7531	Top and body repair shops.....	7503
7312	Outdoor advertising services.....	7301	7534	Tire retreading and repair shops.....	7503
7313	Radio, TV, publishers' advertising representatives.	7301	7535	Paint shops.....	7503
7319	Advertising, n.e.c.....	7301	7538 pt.	General automotive repair shops, except diesel....	7503
			7538 pt.	Diesel repair shops.....	7503
732 pt.	Adjustment and collection agencies.....	7302	7539 pt.	Auto electrical and fuel system services.....	7503
732 pt.	Mercantile reporting agencies.....	7302	7539 pt.	Radiator repair.....	7503
732 pt.	Consumer credit reporting agencies.....	7302	7539 pt.	Glass replacement and repair.....	7503
			7539 pt.	Brake, front end, and wheel alignment.....	7503
7331	Direct mail advertising services.....	7308	7539 pt.	Exhaust system services (muffler shops).....	7503
7332	Blueprinting and photocopying services.....	7308	7539 pt.	Transmission repair shops.....	7503
7333 pt.	Commercial photography.....	7303	7539 pt.	Other automotive repair shops, n.e.c.....	7503
7333 pt.	Commercial art.....	7303			
7333 pt.	Graphic arts and related design and commercial photography, n.e.c.....	7303	7542	Car washes.....	7503
7339	Stenographic services; and reproduction services, n.e.c.....	7308	7549	Other automotive services.....	7503
7341	Window cleaning.....	7308			
7342	Disinfecting and exterminating services.....	7308	76	MISCELLANEOUS REPAIR SERVICES	
7349	Cleaning and maintenance services, n.e.c.....	7308	7622	Radio and TV repair shops.....	7600
735	News syndicates.....	7308	7623	Refrigeration and air-conditioning repair shops.....	7600
7361	Employment agencies.....	7308	7629	Electrical and electronic repair shops, n.e.c.....	7600
7362 pt.	Office help supply services.....	7308	763	Watch, clock, and jewelry repair.....	7600
7362 pt.	Help supply, except office workers.....	7308	764	Reupholstery and furniture repair.....	7600
7369	Facilities management services.....	7308			
			7692	Welding repair.....	7600
7372	Computer programming and other software services...	7304	7694	Armature rewinding shops.....	7600
7374 pt.	Data processing services, except facilities management.....	7304	7699 pt.	Farm machinery and equipment repair shops.....	7600
			7699 pt.	Lawnmower, saw, knife, tool sharpening and repair.....	7600
7374 pt.	Computer facilities management.....	7304			
7379	Computer related services, n.e.c.....	7304	7699 pt.	Sewer and septic tank cleaning services.....	7600
7391	Research and development laboratories.....	7305	7699 pt.	Other repair and related services, n.e.c.....	7600

SIC code	Title	Reporting form CB-	SIC code	Title	Reporting form CB-
78	MOTION PICTURES		80	HEALTH SERVICES, EXCEPT HOSPITALS--Con.	
7813	Motion picture production, except for TV.....	7801	8051	Skilled nursing care facilities.....	8004
7814	Motion picture, tape production for TV.....	7801	8059	Nursing and personal care facilities, n.e.c.....	8004
7819	Services allied to motion picture production.....	7802	8071	Medical laboratories.....	8003
7823	Motion picture film exchanges.....	7801	8072	Dental laboratories.....	8003
7824	Film or tape distribution for TV.....	7801	808	Outpatient care facilities.....	8004
7829	Services allied to motion picture distribution.....	7802	809	Health and allied services, n.e.c.....	8004
7832	Motion picture theaters, except drive-in.....	7803			
7833	Drive-in motion picture theaters.....	7803	81	LEGAL SERVICES	
79	AMUSEMENT AND RECREATION SERVICES, EXCEPT MOTION PICTURES		81 pt.	Offices of lawyers.....	8100
791 pt.	Public dance halls or ballrooms.....	7905	81 pt.	Legal aid societies and similar legal services.....	8100
791 pt.	Dance schools, including children's and professionals'.....	7905	823, 4, 9	SELECTED EDUCATIONAL SERVICES	
7922 pt.	Producers of live theatrical productions.....	7901	823	Libraries and information centers.....	8200
7922 pt.	Producers of radio and TV shows, except tape.....	7901	8241	Correspondence schools.....	8200
7922 pt.	Artists' and entertainers' managers or agents, concert bureaus, booking agents.....	7901	8243	Data processing schools.....	8200
7922 pt.	Other theatrical services.....	7901	8244	Business and secretarial schools.....	8200
7929 pt.	Dance groups and artists.....	7901	8249	Vocational schools, except vocational high schools, n.e.c.....	8200
7929 pt.	Symphony orchestras, opera companies, and chamber music organizations.....	7901	829	Schools and educational services, n.e.c.....	8200
7929 pt.	Other music and entertainment presentations.....	7901	83	SOCIAL SERVICES	
7932	Billiard and pool establishments.....	7902	832	Individual and family social services.....	8300
7933	Bowling alleys.....	7902	833	Job training and vocational rehabilitation services.....	8300
7941 pt.	Baseball clubs.....	7902	835	Child day care services.....	8300
7941 pt.	Football clubs.....	7902	836	Residential care.....	8300
7941 pt.	Other professional sports clubs.....	7902	839	Social services, n.e.c.....	8300
7941 pt.	Managers and promoters.....	7902	84	NONCOMMERCIAL MUSEUMS, ART GALLERIES, AND BOTANICAL AND ZOOLOGICAL GARDENS	
7948 pt.	Auto racetrack operation.....	7902	8411	Noncommercial museums and art galleries.....	7904
7948 pt.	Horse racetrack operation.....	7902	8421	Noncommercial arboreta, botanical, and zoological gardens.....	7904
7948 pt.	Dog racetrack operation.....	7902			
7948 pt.	Racing stables and racing, n.e.c.....	7902	86	SELECTED MEMBERSHIP ORGANIZATIONS	
7992	Public golf courses.....	7905	861	Business associations.....	8600
7993	Coin-operated amusement device operators.....	7905	862	Professional membership organizations.....	8600
7996	Amusement parks.....	7902	864	Civic, social, and fraternal associations.....	8600
7997	Membership sports and recreation clubs.....	7903	869	Membership organizations, n.e.c.....	8600
7999 pt.	Concession operators of amusement devices, rides... ..	7905	89	MISCELLANEOUS SERVICES	
7999 pt.	Carnivals and circuses.....	7905	891 pt.	Architectural services.....	8901
7999 pt.	Fairs.....	7905	891 pt.	Engineering services.....	8901
7999 pt.	Commercial museums, art galleries, and botanical and zoological gardens.....	7904	891 pt.	Surveying services.....	8901
7999 pt.	Roller skating rinks.....	7905	892	Noncommercial educational, scientific, and research organizations.....	7305
7999 pt.	Ice skating rinks.....	7905	893	Accounting, auditing, and bookkeeping services.....	8902
7999 pt.	Other amusement and recreation services, n.e.c.....	7905	899	Services, n.e.c.....	8902
80	HEALTH SERVICES, EXCEPT HOSPITALS				
801	Offices of physicians.....	8001			
802	Offices of dentists.....	8002			
803	Offices of osteopathic physicians.....	8001			
8041	Offices of chiropractors.....	8001			
8042	Offices of optometrists.....	8001			
8049	Offices of health practitioners, n.e.c.....	8001			

APPENDIX D.

Standard Consolidated Statistical Areas and Standard Metropolitan Statistical Areas

[Titles and definitions shown for SCSA's and SMSA's are those established by the Office of Management and Budget, as of January 1982]


Standard Consolidated Statistical Areas

SCSA and definition
New York-Newark-Jersey City, N.Y.-N.J.-Conn. Jersey City, N.J., SMSA Long Branch-Asbury Park, N.J., SMSA Nassau-Suffolk, N.Y., SMSA New Brunswick-Perth Amboy-Sayreville, N.J., SMSA New York, N.Y.-N.J., SMSA Newark, N.J., SMSA Norwalk, Conn., SMSA Paterson-Clifton-Passaic, N.J., SMSA Stamford, Conn., SMSA

Standard Metropolitan Statistical Areas

SMSA and definition	SMSA and definition
Albany-Schenectady-Troy, N.Y. Albany County, N.Y. Montgomery County, N.Y. Rensselaer County, N.Y. Saratoga County, N.Y. Schenectady County, N.Y.	New York, N.Y.-N.J. Bergen County, N.J. Bronx County, N.Y. Kings County, N.Y. New York County, N.Y. Putnam County, N.Y. Queens County, N.Y. Richmond County, N.Y. Rockland County, N.Y. Westchester County, N.Y.
Binghamton, N.Y.-Pa. Broome County, N.Y. Tioga County, N.Y. Susquehanna County, Pa.	Newburgh-Middletown, N.Y.¹ Orange County, N.Y.
Buffalo, N.Y. Erie County, N.Y. Niagara County, N.Y.	Poughkeepsie, N.Y. Dutchess County, N.Y.
Elmira, N.Y. Chemung County, N.Y.	Rochester, N.Y. Livingston County, N.Y. Monroe County, N.Y. Ontario County, N.Y. Orleans County, N.Y. Wayne County, N.Y.
Glens Falls, N.Y.¹ Warren County, N.Y. Washington County, N.Y.	Syracuse, N.Y. Madison County, N.Y. Onondaga County, N.Y. Oswego County, N.Y.
Nassau-Suffolk, N.Y. Nassau County, N.Y. Suffolk County, N.Y.	Utica-Rome, N.Y. Herkimer County, N.Y. Oneida County, N.Y.

¹New SMSA since 1977 Economic Censuses.



APPENDIX E.

Percent of Receipts/Revenue Based on Administrative Records and Estimation for the State: 1982

Table E-1. Firms Subject to Federal Income Tax

[Includes only establishments with payroll. For meaning of abbreviations and symbols, and for more information on reliability of data, see introductory text]

SIC code	Kind of business or operation	Percent of receipts†—		SIC code	Kind of business or operation	Percent of receipts†—	
		From administrative records ¹	Estimated ²			From administrative records ¹	Estimated ²
	Total	1	1	73	Business services—Con.		
70	Hotels, motels, and other lodging places	0	1	7394	Equipment rental and leasing services	0	1
7011	Hotels, motor hotels, and motels	0	1	7394 pt.	Equipment rental	1	2
7011 pt.	Hotels	0	1	7394 pt.	Equipment leasing, except finance leasing	0	1
7011 pt.	Hotels, 25 guestrooms or more	0	1	7394 pt.	Leasing and rental of heavy construction equipment without operators	1	1
7011 pt.	Hotels, less than 25 guestrooms	1	3	7394 pt.	Rental of heavy construction equipment with operators	2	0
7011 pt.	Motels, motor hotels, and tourist courts	1	2	Other 73	Other business services	1	1
7011 pt.	Motels, tourist courts	1	2	732	Credit reporting, collection agencies	0	0
7011 pt.	Motor hotels	0	2	732 pt.	Adjustment and collection agencies	1	1
702, 3, 4	Other lodging places	2	1	732 pt.	Mercantile reporting agencies	(D)	(D)
703	Trailer parks and camps	2	1	732 pt.	Consumer credit reporting agencies	(D)	(D)
7032	Sporting and recreational camps	2	1	7331	Direct mail advertising services	1	2
7033	Trailer parks and camp sites for transients	2	1	7332	Blueprinting and photocopying services	0	5
702, 4	Rooming, boarding, and membership lodging	1	2	7333	Commercial photography, art, and graphics	1	1
702	Rooming and boarding houses	1	2	7333 pt.	Commercial photography	1	1
704	Organization hotels and lodging houses, on membership basis	2	1	7333 pt.	Commercial art	1	1
72	Personal services	1	1	7333 pt.	Graphic arts and related design and commercial photography, n.e.c.	1	1
721	Laundry, cleaning, and garment services	1	1	7339	Stenographic services; and reproduction services, n.e.c.	1	1
7215	Coin-operated laundries and dry cleaning	2	2	736	Personnel supply services	1	1
7215 pt.	Coin-operated laundries and dry-cleaning stores	2	2	7361	Employment agencies	2	1
7215 pt.	Coin-operated laundry machine routes	1	2	7362	Help supply services	0	2
721 ex.	Other laundry, cleaning, and garment services	1	1	7362 pt.	Office help supply services	0	1
7215	Power laundries, family and commercial*	2	3	7362 pt.	Help supply, except office workers	0	2
7216	Dry-cleaning plants, except rug cleaning*	1	1	7369	Facilities management services	0	2
Other 721	Laundry and cleaning services, n.e.c.*	0	1	7391	Research and development laboratories	0	0
7212	Garment pressing and agents for laundries and dry cleaners	2	2	7397	Testing laboratories and facilities	1	2
7213	Linen supply*	0	1	7393	Detective agencies and protective services	0	1
7217	Carpet and upholstery cleaning	1	2	7393 pt.	Detective agencies and guard services	0	1
7218	Industrial launderers*	0	0	7393 pt.	Armored car services	0	0
7214, 9	Other laundry, garment services, including diaper*	2	2	7393 pt.	Burglar and fire alarm systems	0	1
7214	Diaper service*	4	0	7395	Photofinishing laboratories*	0	1
7219	Laundry and garment services, n.e.c.	1	3	7399 pt.	Sign painting shops	2	1
722	Photographic studios, portrait	1	1	7399 pt.	Interior designing	2	1
723, 4	Beauty and barber shops	2	1	7399 pt.	Telephone answering services	1	1
723	Beauty shops	2	1	735, 7396, 7399 pt.	Other business services, n.e.c.	1	2
724	Barber shops	3	2	735	News syndicates	0	5
725	Shoe repair, shoe shine, and hat-cleaning shops	2	2	7396	Trading stamp services (sales offices)	(D)	(D)
726	Funeral service and crematories	1	1	7399 pt.	Water softening services	1	1
729	Miscellaneous personal services	1	1	7399 pt.	Packaging and labeling services	2	1
729 pt.	Reducing salons and health clubs, except resorts	0	1	7399 pt.	Miscellaneous business services, n.e.c.	(D)	(D)
729 pt.	Tax preparation services	0	2	75	Automotive repair, services, and garages	1	1
729 pt.	Other personal services, n.e.c.	1	2	751	Automotive rental and leasing, without drivers	0	1
73	Business services	0	1	7512 pt.	Passenger car rental, without drivers	0	0
731	Advertising	0	1	7512 pt.	Passenger car leasing, except finance leasing	0	1
7311	Advertising agencies	0	1	7513 pt.	Truck rental, without drivers	0	1
7312	Outdoor advertising services	1	2	7513 pt.	Truck leasing, except finance leasing	0	1
7313	Radio, TV, publishers' advertising representatives	0	0	7519	Utility trailer and recreational vehicle rental	1	6
7319	Advertising, n.e.c.	0	2	752	Automobile parking	0	3
734	Services to dwellings and other buildings	0	0	7523	Parking lots	0	5
7341	Window cleaning	1	1	7525	Parking structures	0	2
7342	Disinfecting and exterminating services	2	1	753	Automotive repair shops	2	1
7349	Cleaning and maintenance services, n.e.c.	0	0	7538	General automotive repair shops	2	1
737	Computer and data processing services	0	1	7538 pt.	General automotive repair shops, except diesel	2	1
7372	Computer programming and other software services	0	2	7538 pt.	Diesel repair shops	2	1
7374	Data processing services	0	1	7531	Top and body repair shops	2	1
7374 pt.	Data processing services, except facilities management	0	1	7534, 5, 9	Other automotive repair shops	1	0
7374 pt.	Computer facilities management	0	1	7534	Tire retreading and repair shops	0	1
7379	Computer related services, n.e.c.	0	0	7535	Paint shops	2	1
7392	Management, consulting, and public relations services	1	2	7539 pt.	Auto electrical and fuel system services	2	1
7392 pt.	Management and administrative services	0	2	7539 pt.	Radiator repair	1	2
7392 pt.	Public relations services	1	1	7539 pt.	Glass replacement and repair	1	1
7392 pt.	Management consulting services	1	2	7539 pt.	Brake, front end, and wheel alignment	1	1
7392 pt.	Economic and sociological research	0	1	754	Exhaust system services (muffler shops)	1	2
7392 pt.	Consulting services, n.e.c.	2	3	7542	Transmission repair shops	1	2
				7549	Other automotive repair shops, n.e.c.	1	2
					Automotive services, except repair	3	2
					Car washes	2	2
					Other automotive services	3	2

See footnotes at end of table.

Table E-1. Firms Subject to Federal Income Tax—Con.

[Includes only establishments with payroll. For meaning of abbreviations and symbols, and for more information on reliability of data, see introductory text]

SIC code	Kind of business or operation	Percent of receipts†—		SIC code	Kind of business or operation	Percent of receipts†—	
		From administrative records¹	Estimated²			From administrative records¹	Estimated²
76	Miscellaneous repair services -----	2	1	78, 79	Amusement and recreation services, including motion pictures—Con.		
762	Electrical and electronic repair shops-----	1	1	79 ex. 792, 3	Commercial sports and other amusement and recreation services—Con.		
7622	Radio and TV repair shops-----	1	1	79 ex. 792, 3, 4	Other amusement and recreation services -----	1	2
7623, 9	Other electrical and electronic repair shops -----	1	1	791	Dance halls, studios, and schools-----	1	2
7623	Refrigeration and air-conditioning repair shops -----	1	2	791 pt.	Public dance halls or ballrooms-----	3	1
7629	Electrical and electronic repair shops, n.e.c. -----	1	1	791 pt.	Dance schools, including children's and professionals'-----	1	2
764	Reupholstery and furniture repair -----	2	1	7992	Public golf courses -----	1	1
				7993	Coin-operated amusement device operators-----	1	1
				7996	Amusement parks-----	0	0
				7997	Membership sports and recreation clubs -----	1	3
763, 9	Other repair shops and related services -----	2	1	7999	Amusement and recreation services, n.e.c.-----	2	2
763	Watch, clock, and jewelry repair -----	1	3	7999 pt.	Concession operators of amusement devices, rides-----	2	1
769	Miscellaneous repair and related services-----	2	1	7999 pt.	Carnivals, circuses, and fairs -----	0	3
7692	Welding repair -----	3	1	7999 pt.	Carnivals and circuses -----	0	0
7694	Armature rewinding shops-----	2	1	7999 pt.	Fairs -----	0	6
7699	Repair shops and related services, n.e.c. -----	1	1	7999 pt.	Other commercial recreation and amusements-----	2	2
7699 pt.	Farm machinery and equipment repair shops-----	1	1	7999 pt.	Commercial museums, art galleries, and botanical and zoological gardens -----	3	0
7699 pt.	Lawnmower, saw, knife, tool sharpening and repair -----	2	1	7999 pt.	Roller skating rinks -----	1	3
7699 pt.	Sewer and septic tank cleaning services-----	2	1	7999 pt.	Ice skating rinks -----	1	0
7699 pt.	Other repair and related services, n.e.c. -----	1	1	7999 pt.	Other amusement and recreation services, n.e.c.-----	2	2
78, 79	Amusement and recreation services, including motion pictures -----	0	1	80, ex. 806	Health services, except hospitals -----	1	1
				801	Offices of physicians -----	2	1
781, 2	Motion picture production, distribution, and services-----	0	1	802	Offices of dentists -----	1	1
7813	Motion picture production, except for TV-----	0	4	803	Offices of osteopathic physicians -----	1	1
7814	Motion picture, tape production for TV-----	0	2	8041	Offices of chiropractors -----	2	2
7819	Services allied to motion picture production -----	0	1	8042	Offices of optometrists-----	1	1
7823	Motion picture film exchanges -----	0	1				
7824	Film or tape distribution for TV -----	0	0	805	Nursing and personal care facilities -----	0	0
7829	Services allied to motion picture distribution-----	0	3	8051	Skilled nursing care facilities-----	0	0
				8059	Nursing and personal care facilities, n.e.c. -----	1	2
				8049, 807, 8, 9	Other health services -----	1	1
783	Motion picture theaters -----	0	1	807	Medical and dental laboratories-----	1	1
7832	Motion picture theaters, except drive-in -----	0	1	8071	Medical laboratories -----	1	1
7833	Drive-in motion picture theaters -----	0	1	8072	Dental laboratories -----	2	1
				8049, 808, 9	Other health services, n.e.c. -----	1	2
				8049	Offices of health practitioners, n.e.c. -----	1	2
792	Producers, orchestras, and entertainers -----	1	1	808	Outpatient care facilities -----	0	1
7922	Theatrical producers (except motion picture) and miscellaneous theatrical services -----	1	1	809	Health and allied services, n.e.c.-----	0	2
7922 pt.	Producers of live theatrical productions-----	1	1	81	Legal services -----	1	0
7922 pt.	Producers of radio and TV shows, except tape -----	0	3	823, 4, 9	Selected educational services -----	0	2
7922 pt.	Artists' and entertainers' managers or agents, concert bureaus, booking agents-----	2	3	823	Libraries and information centers -----	1	0
7922 pt.	Other theatrical services -----	0	0	824	Correspondence schools and vocational schools -----	0	2
7929	Bands, orchestras, actors, and other entertainers and entertainment groups -----	1	1	8241	Correspondence schools -----	(D)	(D)
7929 pt.	Dance groups and artists -----	1	7	8243	Data processing schools -----	(D)	(D)
7929 pt.	Symphony orchestras, opera companies, and chamber music organizations -----	2	0	8244	Business and secretarial schools -----	0	1
7929 pt.	Other music and entertainment presentations -----	1	1	8249	Vocational schools, except vocational high schools, n.e.c. -----	0	4
				829	Schools and educational services, n.e.c. -----	1	2
793	Bowling alleys and billiards and pool establishments -----	1	2	891	Engineering, architectural, and surveying services-----	0	1
7932	Billiard and pool establishments -----	1	3	891 pt.	Architectural services -----	1	1
7933	Bowling alleys -----	1	2	891 pt.	Engineering services -----	0	1
				891 pt.	Surveying services -----	2	2
79 ex. 792, 3	Commercial sports and other amusement and recreation services -----	1	1	893	Accounting, auditing, and bookkeeping services -----	1	1
794	Commercial sports -----	0	0	83, 892, 9	Social and other services -----	1	3
7941	Professional sports clubs, managers, promoters -----	0	0	83	Social services-----	1	3
7941 pt.	Baseball clubs -----	(D)	(D)	835	Child day care services -----	1	3
7941 pt.	Football clubs -----	(D)	(D)	832, 3, 6, 9	Other social services -----	1	4
7941 pt.	Other professional sports clubs -----	0	1	832	Individual and family social services -----	0	7
7941 pt.	Managers and promoters -----	0	0	833	Job training and vocational rehabilitation services -----	0	5
7948	Racing, including track operation -----	0	0	836	Residential care -----	1	2
7948 pt.	Auto race track operation -----	1	4	839	Social services, n.e.c.-----	0	4
7948 pt.	Horse race track operation -----	0	0	892, 9	Other services -----	1	1
7948 pt.	Dog race track operation -----	0	0	892	Noncommercial educational, scientific, and research organizations-----	0	7
7948 pt.	Racing stables and racing, n.e.c.-----	0	4	899	Services, n.e.c.-----	2	1

† Coverage symbols: 0—Less than 10 percent; 1—10 to 19 percent; 2—20 to 29 percent; 3—30 to 39 percent; 4—40 to 49 percent; 5—50 to 59 percent; 6—60 to 69 percent; 7—70 to 79 percent; 8—80 to 89 percent; 9—90 percent or more.

¹Includes receipts information obtained from administrative records of other Federal agencies.

²Includes receipts information which was imputed based on historic company ratios or administrative records, or on industry averages.

Table E-2. Firms Exempt From Federal Income Tax


[Includes only establishments with payroll. For meaning of abbreviations and symbols, and for more information on reliability of data, see introductory text]

SIC code	Kind of business or operation	Percent of revenue‡—		SIC code	Kind of business or operation	Percent of revenue‡—	
		From administrative records ¹	Estimated ²			From administrative records ¹	Estimated ²
	Total	0	1	805, 8, 9	Selected health services	0	0
7011 pt., 7032, 704	Hotels, camps, and membership lodging	0	0	805	Nursing and personal care facilities	0	0
				8051	Skilled nursing care facilities	0	0
7011 pt.	Hotels	0	0	8059	Nursing and personal care facilities, n.e.c.	0	0
7032	Sporting and recreational camps	0	0	808	Outpatient care facilities	0	1
704	Organization hotels and lodging houses, on membership basis	0	1	809	Health and allied services, n.e.c.	0	0
7391, 2, 7	Research, testing, and consulting services	0	0	81	Legal aid societies and similar legal services	0	0
7391	Research and development laboratories	0	0	823, 4, 9	Selected educational services	0	1
7392	Management, consulting, and public relations services	(D)	(D)	823	Libraries and information centers	0	0
7397	Testing laboratories and facilities	(D)	(D)	824	Correspondence schools and vocational schools ..	0	5
				8241, 9	Correspondence and vocational schools, except vocational high schools, n.e.c.	0	5
792, 7997, 7999 pt., 84	Selected amusement, recreation, and related services	0	0	8243, 4	Data processing, business, and secretarial schools	0	0
				829	Schools and educational services, n.e.c.	0	1
792	Producers, orchestras, and entertainers	0	0	83	Social services	0	2
7922	Theatrical producers (except motion picture) and miscellaneous theatrical services	0	0	835	Child day care services	0	3
7929	Bands, orchestras, actors, and other entertainers and entertainment groups	0	0	832, 3, 6, 9	Other social services	0	2
				832	Individual and family social services	0	2
7999 pt., 84	Museums, art galleries, and botanical and zoological gardens	0	0	833	Job training and vocational rehabilitation services ..	0	1
7999 pt.	Commercial museums, art galleries, and botanical and zoological gardens	0	0	836	Residential care	0	3
84	Noncommercial museums, art galleries, and botanical and zoological gardens	0	0	839	Social services, n.e.c.	0	1
8411	Noncommercial museums and art galleries	0	0	861, 2, 4, 9	Selected membership organizations	1	2
8421	Noncommercial arboreta, botanical and zoological gardens	0	0	861	Business associations	1	2
				864	Civic, social, and fraternal associations	0	3
7997	Membership sports and recreation clubs	1	1	862, 9	Other membership organizations	1	2
7999 pt.	Fairs	0	0	862	Professional membership organizations	1	1
				869	Membership organizations, n.e.c.	1	2
				892	Noncommercial educational, scientific, and research organizations	1	2

‡ Coverage symbols: 0—Less than 10 percent; 1—10 to 19 percent; 2—20 to 29 percent; 3—30 to 39 percent; 4—40 to 49 percent; 5—50 to 59 percent; 6—60 to 69 percent; 7—70 to 79 percent; 8—80 to 89 percent; 9—90 percent or more.

¹Includes revenue information obtained from administrative records of other Federal agencies.

²Includes revenue information which was imputed based on historic company ratios or administrative records, or on industry averages.



APPENDIX F. Geographic Notes

Attica is in Genesee and Wyoming Counties.

Cornwall on Hudson was reported as Cornwall for the 1977 Economic Censuses.


Dolgeville is in Fulton and Herkimer Counties.

Geneva is in Ontario and Seneca Counties.

Gowanda is in Cattaraugus and Erie Counties.

New York is in Bronx, Kings, New York, Queens, and Richmond Counties.

Saranac Lake is in Essex and Franklin Counties.



REFERENCE MATERIALS • ORDER FORMS • PUBLICATION CORRECTIONS

Please send me the items marked (X) below.

Corrections (if there are any) for this publication—**Service Industries, New York, SC82-A-33**

If you purchase several different reports from the 1982 Economic Censuses, you should complete this form from each of the reports and return it to the address shown below to receive publication corrections. However, you should complete the following on **only** one of the forms.

Guide to the 1982 Economic Censuses and Related Statistics

Monthly Product Announcement—A monthly notice of all products released by the Census Bureau during the previous month—useful primarily to persons who plan to purchase publications, tapes, etc., in the future.

Publication announcements and order forms — *Mark (X) subjects in which you are interested.*

- | | | |
|--|--|---|
| <input type="checkbox"/> Retail Trade | <input type="checkbox"/> Economic Censuses of Outlying Areas (Puerto Rico, Guam, Virgin Islands, and Northern Mariana Islands) | <input type="checkbox"/> Governments |
| <input type="checkbox"/> Wholesale Trade | <input type="checkbox"/> Enterprise Statistics | <input type="checkbox"/> Foreign Trade |
| <input type="checkbox"/> Service Industries | <input type="checkbox"/> Minority- and Women-Owned Businesses | <input type="checkbox"/> Population |
| <input type="checkbox"/> Construction Industries | <input type="checkbox"/> Agriculture | <input type="checkbox"/> Housing |
| <input type="checkbox"/> Manufacturing | <input type="checkbox"/> County Business Patterns | <input type="checkbox"/> International Statistics |
| <input type="checkbox"/> Mineral Industries | <input type="checkbox"/> Quarterly Financial Report | <input type="checkbox"/> Geography |
| <input type="checkbox"/> Transportation | | <input type="checkbox"/> Guides, Catalogs, etc. |

Name		
Organization		
Address/PO Box		
City	State	ZIP Code

Mail completed form to

**Customer Services
DUSD
Bureau of the Census
Washington, D.C. 20233**



MONTHLY PRODUCT ANNOUNCEMENT

A way to know about
new products from the
BUREAU OF THE CENSUS


The Monthly Product Announcement is a free list describing all Census Bureau products that become available each month. Included are order forms for requesting materials from the Census and the U.S. Government Printing Office.

Computer Tape Files

Microfiche

Printed Maps

Publications



Subscribe to the Monthly Product Announcement. Complete the coupon below. No charge.

Name

Organization

Street Address/PO Box

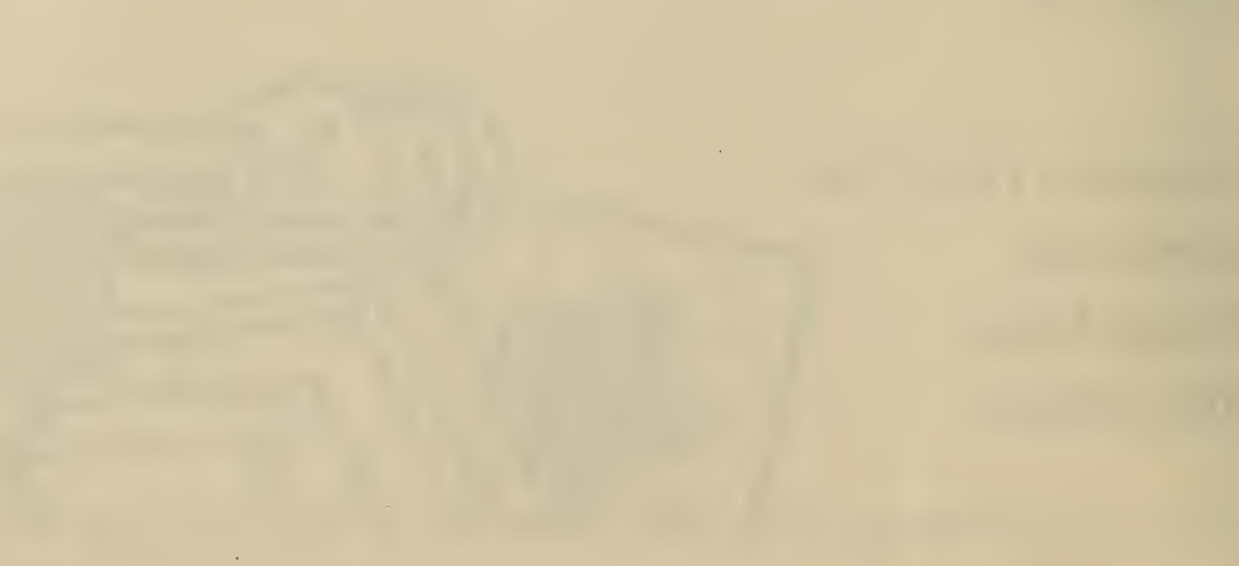
Place, State, and ZIP Code

Mail to:

Data User Services Division
Customer Services (Publications)
Bureau of the Census
Washington, D.C. 20233

THE UNIVERSITY OF CHICAGO
LIBRARY

1950



PUBLICATION PROGRAM

1982 CENSUS OF SERVICE INDUSTRIES

Publications of the 1982 Census of Service Industries, containing data on service industries establishments in the United States, are described below. Publications order forms for specific reports may be obtained from any Department of Commerce district office or from Data User Services Division, Customer Services (Publications), Bureau of the Census, Washington, D.C. 20233. The first results were issued in preliminary reports. Final detailed statistics are issued in separate paperbound reports, which subsequently are assembled and reissued in cloth-bound volumes.

Final Reports

Geographic area series—52 reports (SC82-A-1 to -52)

A separate paperbound report is being published for establishments with payroll for each State, the District of Columbia, and the United States. Each report presents general statistics for establishments of firms subject to Federal income tax, on number of establishments, receipts, payroll, and employment, by varied service classifications, for the United States, States, the District of Columbia, SMSA's, counties, and places with 300 service establishments or more, by kind of business. Greater kind-of-business detail is shown for larger areas. In addition, for places with 2,500 inhabitants or more and for all counties, statistics are provided on number of establishments and receipts for five major kind-of-business groups. For establishments of firms exempt from Federal income tax, statistics are presented on number of establishments, revenue, payroll, and employment by varied service classifications, for the United States, States, the District of Columbia, and SMSA's. Greater kind-of-business detail is shown for larger areas. For each State, the District of Columbia, and the United States, 1982 data are provided on receipts/revenue and employees per establishment, and on receipts/revenue and payroll per employee. Comparative statistics showing percent changes in receipts/expenses and payroll between 1977 and 1982 also are shown.

Industry series—5 reports (SC82-I-1 to -5)

The first report (SC82-I-1) presents data based on size of establishment, size of company or firm (firm size is based on all establishments operated by a firm within the same kind of business or kind-of-business group for which data are presented), and legal form of organization. Establishment statistics are presented by receipts/revenue size and by employment size; statistics for firms, by receipts/revenue size (including concentration by largest firms), by employment size, and by number of establishments operated (single units and multiunits). Statistics are presented for establishments with payroll by kind of business on the number of establishments, receipts/revenue, payroll, and employment for the United States.

A report (SC82-I-2) on capital expenditures, depreciable assets, and operating expenses presents data for firms with payroll for the United States by major kinds of business. Operating expenses include annual payroll, supplemental labor costs, purchased services, etc. Receipts data also are provided.

Three other reports (SC82-I-3 to -5) contain data for hotels, motels, and other lodging places; the motion picture industry; and other miscellaneous subjects. Data are presented for the United States as a whole and, where feasible, for States and SMSA's.

Final Report Volumes

- Volume I. 1982 Census of Service Industries—Summary and Industry Statistics. Includes data previously issued in series SC82-I.
- Volume II. 1982 Census of Service Industries—Geographic Area Statistics. Includes data previously issued in series SC82-A.

Microfiche

Every final report in the 1982 Census of Service Industries also will be available on microfiche.

Public-Use Computer Tapes

Selected data—detailed information by geographic area—also are available on public-use computer tapes. For the selected data, these tapes will provide the same information found in the final reports. Public use computer tapes are available for users who wish to summarize, rearrange, or process large amounts of data. These tapes, with corresponding technical documentation, are sold by Data User Services Division, Customer Services (Tapes), Bureau of the Census Washington, D.C. 20233.

OTHER ECONOMIC CENSUS REPORTS

Data on retail trade, wholesale trade, construction industries, manufactures, mineral industries, transportation, enterprise statistics, minority-owned business enterprises, and women owned businesses also are available from the 1982 Economic Censuses. A separate series of reports covers the censuses of outlying areas—Puerto Rico, Virgin Islands of the United States, Guam, and the Northern Marianas. Separate announcements describing these reports are available free of charge from Data User Services Division, Customer Services (Publications), Bureau of the Census, Washington, D.C. 20233.

Superintendent of Documents
U.S. Government Printing Office
Washington, D.C. 20402




POSTAGE AND FEES PAID
U.S. DEPARTMENT OF COMMERCE
COM-202


Official Business
Penalty for Private Use, \$300

Special Fourth-Class
Rate—Book














SEP

1989

CB/Bureau of the Census Library



5 0673 01047590 6