DECLASSIFIED E.O. 12065 SECTION 3-402/NNDS NO.

GHQ/SCAP Records (RG 331, National Archives and Records Service)

Description of contents

(1) Box no. 2969

(2) Folder title/number: (11)
Statistics

(3) Date: ?

(4) Subject:

Classification	Type of record
9520, 9811	p

(5) Item description and comment:
Hyogo-ken and Kobe-shi

(6) Reproduction: (Yes) No

(7) Film no. Sheet no.

(Compiled by *National Diet Library*)

DECLASSIFIED E.O. 12065 SECTION 3-402/NNDS NO. [illegible]

S T A T I S T I C S F I L E

C O N T E N T S

1. Hyogo prefecture - Education Budget - 1949 - '50. Department Allotment.
2. Monthly Expenditure for May and June, 1949.
3. Kobe City Board of Education- 1948 and 1949 Education Budgets showing expenditures for different schools.
4. Hygo Prefecture - 1948 Education Budget Summery
5. 1949 Ed. Budget, Comparison with 1948 , showing increment in each item.
6. Hygo Pref. Superintendent's report - "Survey of Educational Statistics" Dated 14, July.
7. Summery Educational Budget(Department Allotment) for Plotting.
8. Graph showing budgets for each of Ten Branches of Prefectural Board of Education.
9. ~~Tax charts~~ Salaries for Teachers and Principals of different areas.
10. Charts showing Working Hours of Teachers in Primary, Lower Secondary, and Upper Secondary Schools.
11. Principals' reports on Working Hours of Teachers.
12. Student Teacher Proportion.
13.

DECLASSIFIED E.O. 12065 SECTION 3 402/NNB



DECLASSIFIED E.O. 12065 SECTION 3-402/NNDS NO. [illegible]

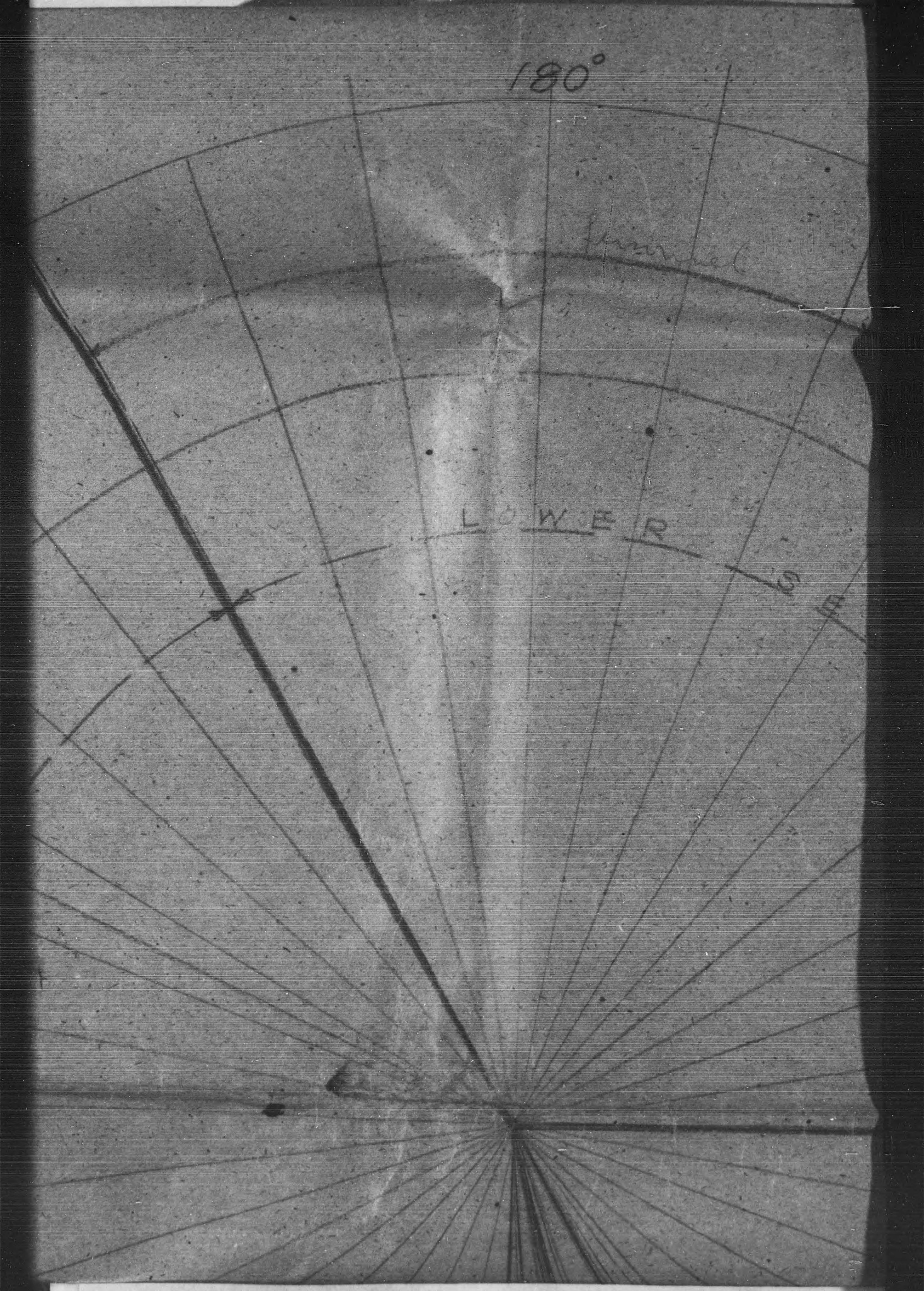

DECLASSIFIED E.O. 12065 SECTION 3-402/NNDG NS: 11-84



DECLASSIFIED E.O. 12065 SECTION 3-402/NNDG NS: 11961

DECLASSIFIED E.O. 12065 SECTION 3-402/NNDG NO. [illegible]

DECLASSIFIED E.O. 12065 SECTION 3 402/NNBS No.

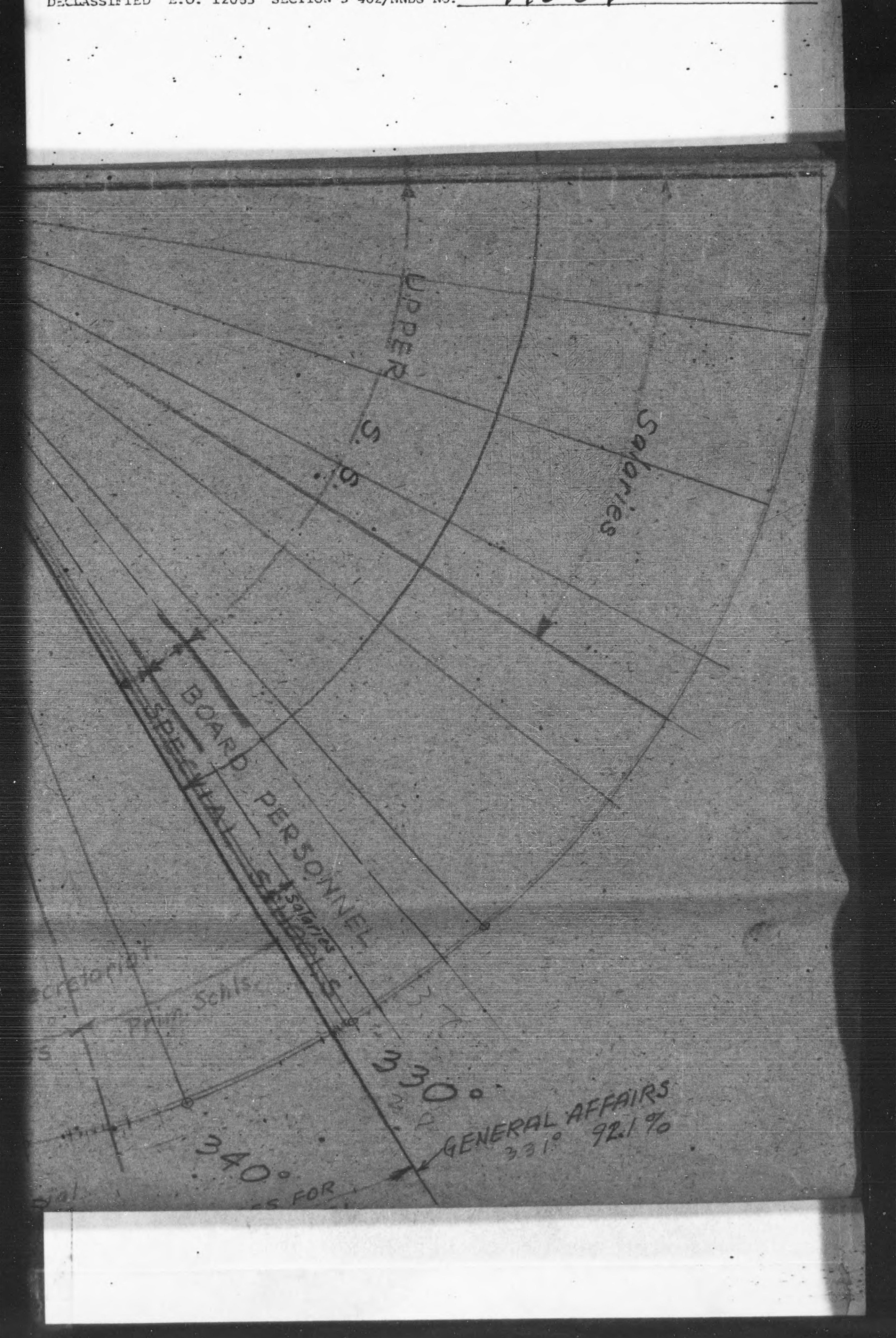

DECLASSIFIED E.O. 12065 SECTION 3 402/NNBS NO.

DECLASSIFIED E.O. 12065 SECTION 3-402/NNDG NO: [illegible]



DECLASSIFIED E.O. 12065 SECTION 3-402/NNDG NO.



DECLASSIFIED E.O. 12065 SECTION 3-402/NNDG NO. [illegible]

Kakogawa-Higashi Upper Secondary School had 182 students with 9 teachers participating. Toyooka Upper Secondary School had a registration of 116 students and 5 teachers participating.

5. Social Education

a. PTAs

The chief feature of the month was a demonstration on how to conduct a meeting, sponsored by the Social Education Section of Kobe City for those east of the prefecture and by the Himeji Social Education Section for those west of the prefecture. The actors were two officers from each PTA in each of the two cities: Himeji and Kobe. These were to represent a model PTA. The audience consisted of members of all the PTAs in the two cities. The Kobe City demonstration reaped the need for emphasis on this subject.while the Himeji groups proved to be competent actors on how to conduct a meeting. Of course, it could be noted that the significance of parliamentary usage and democratic procedure of conducting a meeting has not penetrated the minds of these people and they still consider it child play.

b. Women's Affairs

Many conferences and meetings were held with the chief of the Women's and Minors' Bureau and other supporting agencies on the program for Women's Week--10-16 April. A detailed report on this subject will be submitted under separate cover.

What Proposed Changes in Tchg. Hours Would Mean

	Present Set Up		Proposed minimum Set up	
	No. Teaching Hrs. Per Week	Class Size	No Tchg. Hrs. Daily	Class Size
~~B.S.~~			355 - shifters	
~~P.S.~~	24	55-60		
LSS	20	55-60		
U.SS	19	45-50	35	
College	8-12	35-40		

DECLASSIFIED E.O. 12065 SECTION 3-402/NNDG NO: [illegible]

.6.1 Collyer

1.7 Dr H.S.

1.6 Dr. H.S.

1.2 P.S.

Mr. THIECK

DECLASSIFIED E.O. 12065 SECTION 3-402/NNDG NO: [illegible]

1.6 : 43
1.5 : 31
1.0 ; 28

6.1
)500.
486
140
81

DECLASSIFIED E.O. 12065 SECTION 3-402/NNDS NO.

1946. ¥ 888.057.152

1947. ¥ 268,6,895.611

1948. ¥ 6,24,3,200.967

1949. { ~~an annual income~~
~~¥ 660.9782.834~~
an annual expenditure
¥ 6,56,5,261.957.

FOREIGN AFFAIRS SECTION

DECLASSIFIED E.O. 12065 SECTION 3-402/NNDG NO: 11004

College ——— 4,766

5 / 4,766

(illegible), 203 / [illegible]

17, 4, 406

50

1949

Teacher Registration

men	women	
13.350	6.695	20.045

College — { women 23, men 561 } 584

U. S. S { women 387, men 2215 } 2602

L. S. S { women 1038, men 5163 } 6201

Pri S { women 5247, men 5411 } 10,658

4766

584 / 4766 = 9

.12
584.00
4766
10740
8394

(12740 / 4766)

50 : x = 4766 : 584

584
50
29200

6.1
4766 | 29200
28596
6040
4766
12740

DECLASSIFIED E.O. 12065 SECTION 3-402/NNDS NO: [illegible]

MIKATA - GUN (cont)

IGUMI	Igumi, Nishihama-mura

DECLASSIFIED E.O. 12065 SECTION 3-402/NNDS NO. [illegible]

KAWABE-GUN (87.063)

ELEMENTARY SCHOOL	LOCATION
KAMITSU	Aza-Nishi-Kuwatsu, Kamitsu-mura
SONODA 1st	Aza-Shimogui, Sonoda-mura
SONODA 2nd	Aza-Takebana, Sonoda-mura
SONODA 3rd	Aza-Kami-Sakabe, Sonoda-mura
OHMA	Ohma, Ohama-mura
TAKARAZUKA	Omo-Nishibiraki, Ugawa, Ohama-mura
NAGAO	Aza-Yamamoto, Nagao-mura
KAWANISHI	Aza-Sakaene, Kawanishi-cho
TADA	Aza-Tada-in, Tada-mura
HIGASHITANI	Higashitani-mura
KUROKAWA	Aza-Kurokawa, Higashitani-mura
NAKATANI	Kitahata, Aza-Ueno, Nakatani-mura
AKOTANI	Aza-Kami-Akotani, Nakatani-mura
AGETSU	Aza-Kizu, Rokuse-mura
OSHIMA	Aza-Shima, Rokuse-mura
NISHITANI	Aza-Oharano, Nishitani-mura
SEISEI	Aza-Hibari-ga-oka, Nagao-mura

DECLASSIFIED E.O. 12065 SECTION 3 402/NNBS NO: 77-0029

1949

Student Registration

Grand Total { female 301.045 / male 332,179 } 633,224

College { female 456 / male 4310 } 4766

U.S.S. { female 18.251 / male 32 880 } 51,131

L.S.S. { female 84.059 / male 90.347 } 174.406

Pri S { femal 198.279 / male 204 642 } 402.921

1.7 • 50 = y

Students 1948 Teachers

Col Total	~~Man~~ Boy	310,824	589,120	Man	14,089	20,561
	Girl	278,296		Women	6,472	
College	boy	6,082	6,564	Men	591	614
		482		Women	23	
Sen. H. S, Upp.	boy	22,582	37,229	Men	2,378	2573
	girls	14,647		Women	195	
Jun. H. S.	boys	82,954	159,133	Men	5,339	6,517
	Girls	76,179		Women	1,178	
Prim Sch.	boy	199,206	386,194	Men	5,781	10,857
	girl	186,988		Women	5,076	

DECLASSIFIED E.O. 12065 SECTION 3 NND

Students 1948 Teachers

Col Total	~~Man~~ boy	310,824	589,120	Man	14,089	20,561
	Girl	278,296		Women	6,472	
College	boy	6,082	6,566	Men	591	614
		484		Women	23	
Sen. H. S.	boy	22,582	37,229	Man	2,378	2573
	girls	14,647		Women	195	
Jun. H. S.	boys	82,954	159,133	Man	5,339	6,517
	Girls	76,179		Women	1,178	
Prim Sch.	boy	199,206	386,194	Men	5,781	10,857
	girl	186,988		Women	5,076	

DECLASSIFIED E.O. 12065 SECTION 3 402/NNDS NO.

1947

Students

Total { Boys 214.927 / Girls 198.196 } 413.123 { Men 9,093 / Women 6.759 } 15.852

Colleges { Boys 5.980 / Girls 668 } 6.648 { men 585 / Women 22 } 607

Middle { Boys 18.294 / girls 12.061 } 30.355 { men 1,226 / Women 345 } 1,571

Primary School { Boys 190.653 / Girls 185.469 } 376.120 { Men 7.262 / Women 6.412 } 13.674

M 18,146
W 13,558 31,704

P & S { Boys / girls } { Men / Women }

DECLASSIFIED E.O. 12065 SECTION 3-402/NNDG NO: [illegible]

IBO-GUN (95.641)

ELEMENTARY SCHOOL	LOCATION
TATSUNO	86, Kuchi, Tatsuno, Tatsuno-cho
NISHIKURUSU	250/1 Kajiya, Nishikurusu-mura
HIGASHIKURUSU	Nochi, Higashikurusu-mura
ISSAI-KITA	Shingu, Issai-mura
ISSAI-HIGASHI	9, Shimizu-shin, Issai-mura
ISSAI-MINAMI	301, Kobata, Issai-mura
HANDA	166, Shinzaike, Handa-mura
KAMBE	427/15 Kibita, Kambe-mura
KAWACHI	Kongosan, Kawachi-mura
MUROTSU	Murotsu-mura
MITSU	206, Kanaya, Mitsu-mura
YOBE	681, Kamiyobe, Yobe-mura
IBO	Nishigamae, Ibo-mura
KASHIMA	1160, Kayama, Kashima-mura

DECLASSIFIED E.O. 12065 SECTION 3-402/NNDG NO.

1946

		Student		Teacher		
Total	Boys	230.987	443.655	Men	9.993	18.081
	Girls	212.668		Women	8.088	
College	Boys	6.153	6.729	Men	556	578
	Girls	576		Women	22	
Middle School	Boys	46.148	81.701	Men	1.854	2,241
	girls	35.553		Women	387	
Pri. S.	Boys	178.686	355.225	Men	7.583	14.829
	girl	176.539		Women	7.679	15,262
Total				Men	19,986	
				Women	16,176	
					36,162	

DECLASSIFIED E.O. 12065 SECTION 3-402/NNDS NO: [illegible]

IBO-Gun (95.641)

ELEMENTARY SCHOOL	LOCATION
SHINGU	1071. Shingu. Shingu-cho
KOSHIBE	147. Funawatari. Koshibe-mura
KAMIOKA	51. Kamiyokouchi. Kamioka-mura
HAYASHIDA	69. Tani. Hayashida-mura
ISA	1062. Kamiise. Ise-mura
TAICHI	507. Nishiwaki. Taichi-mura
TATSUTA	Sayooka. Tatsuta-mura
KOYAKE	150.Higai. Koyake-mura
YODA	Hiroyama. Yoda-mura
IKARUGA	713. Ikaruga. Ikaruga-mura
TADA	290. Higashide. Tada-mura
Katsuhara	43/1. Tei. Katsuhara-mura
SEKKAI	422. Fukuji. Sekkai-mura
OHTSU	Temma. Ohtsu-mura
KYOKUYO	Sakagami. Aboshi-cho
ABOSHI	Shinzaike. Aboshi-cho

DECLASSIFIED E.O. 12065 SECTION 3-402/NNDG NO. 11504

HYOGO. KEN.

49

College.	Male	4,310	
	Female	456	
	Total	4,766	
Upper Secondary School. Regular	Male	21,845	
	Female	16,531	
	Total	38,376	
Upper Secondary School. Vocational	Male	3,529	
	Female	0	
	Total	3,529	
Upper Secondary School. Part time	male	3,002	
	Female	1,251	
	Total	4,253	
Lower Secondary	male	90,347	
	Female	84,059	
	Total		
Prim.	Male		
	Female		
	Total		

50,000 100,000 150,0

Night School male 4,50
Female 46
Total 4,97

48

50 = 1.7

633,24

DECLASSIFIED E.O. 12065 SECTION 3-402/NNDG NO. [illegible]

N. No. of Students Teachers.



633,224) 20,045 50.

DECLASSIFIED E.O. 12065 SECTION 3-402/NNDG NO. [illegible]

Students

hers. 1949.

250 000	300000	350,000	400.000
			402.921
250.000	300.000	350,000	400.000.

95

5 0 | 4766

50

266

250

16

DECLASSIFIED E.O. 12065 SECTION 3-402/NNDG NO.

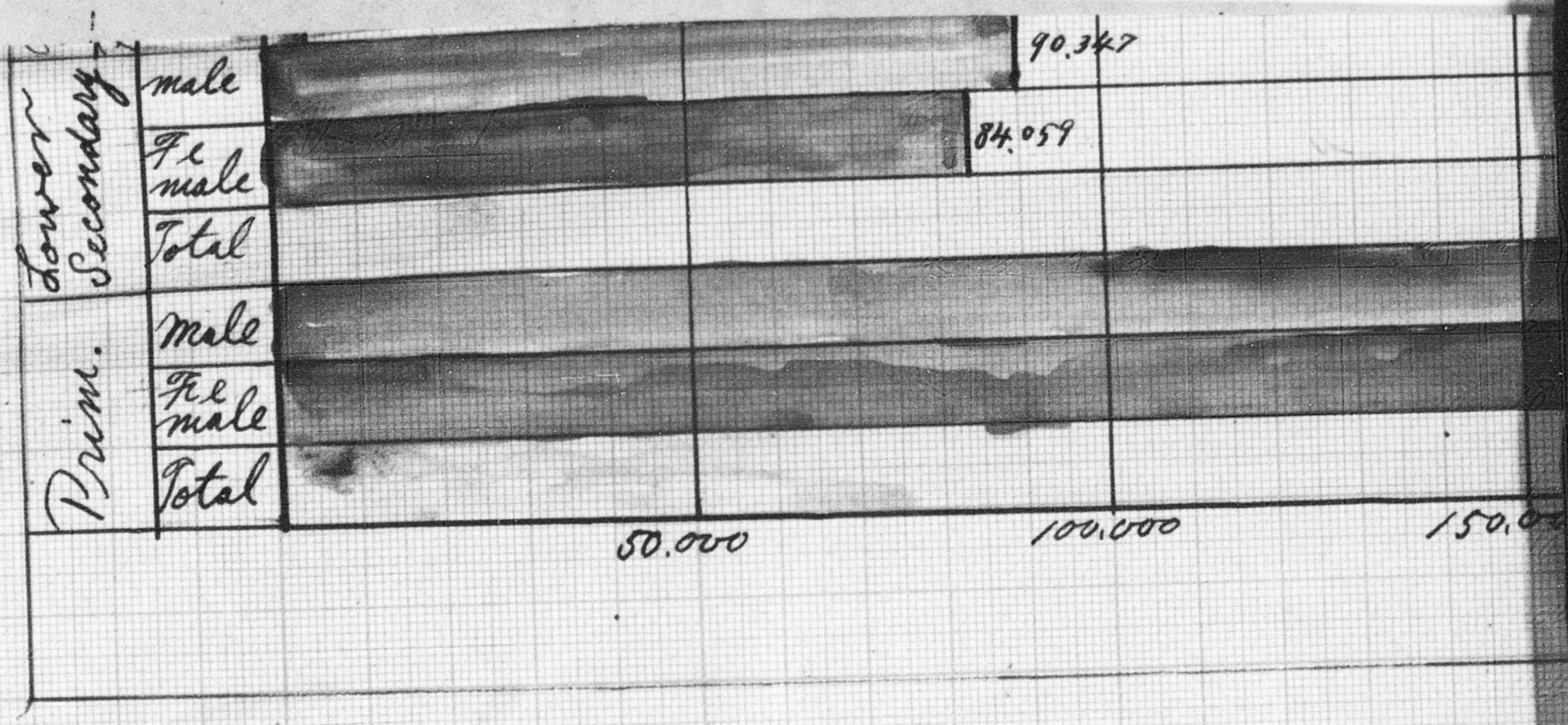

48

50 = 1.7

25 =

17

3

6 3 2 2

1.2
4766)6840.0
4766
19740
19532
208

DECLASSIFIED E.O. 12065 SECTION 3-402/NNDG NO: [illegible]



633,224) 24,045 C.

584) 4766
467

1.2
6840.0
4766
19740
19532
208

5 8
35

DECLASSIFIED E.O. 12065 SECTION 3-402/NNDG NO: [illegible]

				402,921
250,000	300,000	350,000	400,000.	

$$
\begin{array}{r}
95 \\
504\overline{)4766} \\
\underline{456} \\
206 \\
\underline{2016} \\
190
\end{array}
$$

$$
\begin{array}{r}
8.1 \\
584\overline{)4766.0} \\
\underline{4672} \\
940 \\
\underline{584} \\
3560
\end{array}
$$

DECLASSIFIED E.O. 12065 SECTION 3-402/NNDG NS: [illegible]

Educa

LEGEND: male
female

Students	332,179		301,
Teachers	13,350	6,695	20,045

TOTAL

C

College

DECLASSIFIED E.O. 12065 SECTION 3-402/NNDG NO. [illegible]

CORRECTION

THIS DOCUMENT

HAS BEEN REPHOTOGRAPHED

TO ASSURE LEGIBILITY

DECLASSIFIED E.O. 12065 SECTION 3-402/NNDG NS: [illegible]

Educa

LEGEND: [redacted] male

[redacted] female

TOTAL	Students	332,179		301,
	Teachers	13,350	6,695	20,045

C

Colleges

DECLASSIFIED E.O. 12065 SECTION 3-402/NNDS NO.

Educational Picture — Hyogo Pre

	301,045	633,224
20,045		

DECLASSIFIED E.O. 12065 SECTION 3-402/NNDG NO. [illegible]

Hyogo Prefecture

DECLASSIFIED E.O. 12065 SECTION 3-402/NNDS NO. [redacted]

HYOGO. KEN.



584
1644
278
457
6201
10658
19822.

DECLASSIFIED E.O. 12065 SECTION 3-402/NNDG NO. [illegible]

No. of Teachers Pupils. 19



DECLASSIFIED E.O. 12065 SECTION 3-402/NNDG NO. [illegible]

S. 1949.

2.000	8.000	9.000.	10.000

DECLASSIFIED E.O. 12065 SECTION 3-402/NNDG NO: [illegible]

LEGEND: [redacted] MALE

[redacted] FEMALE

TOTAL STUDENTS [redacted]

TEACHERS

COLLEGES students [redacted]

Teachers [redacted]

Upper Secondary SCHOOLS students [redacted]

Teachers [redacted]

Lower Secondary students [redacted]

Teachers [redacted]

Primary Schools Students [redacted]

Teachers [redacted]

DECLASSIFIED E.O. 12065 SECTION 3-402/NNDG NS: [illegible]

DECLASSIFIED E.O. 12065 SECTION 3-402/NNDG NO. [illegible]

DECLASSIFIED E.O. 12065 SECTION 3-402/NNDG NO. [illegible]

	A Prefecture Schl. Board	B Primary Schls.	C Lr. Sec. Schls.	D H. Sec. Schls.	Schls
Total	28,416,144.	1,187,179,941.	877,281,126.	404,593,396.	23,
1. Administration					
Personnel					
Supplies					
Other Expenses					
2. Instruction					
Principals					
a. Teachers					
Librarians					
Other Exp.					
b. Other Exp.					
Supplies					
Library Fund					
Other Exp.					
3. Operation of Schl. Plants					
Personnel					
Supplies					
Utilities & Fuel.					
Other Exp.					
4. Maintenance of Schl. Plants.					
Repairs Bldgs					
Ground Upkeep					
Repr. Equip.					
Replace Equip					
Other Exp.					
5. Auxiliary Services					
Transpotation of Pupils					
Attendance Supervision					
Minor Employments					
Health Service					
Free Lunch					
Other Exp.					
6. Fixed Charges					
Interest on Warrants					
Other Short Time Obligations					
Retirement Fund					
Rent					

DECLASSIFIED E.O. 12065 SECTION 3-402/NNDG NO.

D	E.	F.	G.	H	I	
ec. Schls.	Schls for Blind & Deaf	Edu. Research Institute	Promotion of Schl. Educatn	Promotion of Social Educatn	Promotn of Physical Ed.	In of
593,396.	23,106,738.	1,296,700.	11,914,750.	4,057,550.	8,496,350.	

DECLASSIFIED E.O. 12065 SECTION 3-402/NNDB NO. [illegible]

K GRAD TOTAL RESOURCES

Maintenance of Schl. Bldgs.	National Gov. Subsidy	Special Sources	Bond.	General Income from Prop. Tax
5,000,000	1,018,407,760.	127,308,577.	5,000,000.	1,400,626,358.

DECLASSIFIED E.O. 12065 SECTION 3-402/NNDG NO.

5. Auxiliary Services
   - Transpotation of Pupils
   - Attendance Supervision
   - Minor Employments
   - Health Service
   - Free Lunch
   - Other Exp.

6. Fixed Charges
   - Interest on Warrants
   - Other Short Time Obligations
   - Retirement Fund
   - Rent
   - Insurance
   - Other Exp.

7. Capital Outlay
   - Land
   - Improv. of Grounds
   - Buildings
     - New Constr. & Purchase
     - Addition & Improvements
   - Equipments

8. Community Services
   - Recreation
   - Civic Centr Act.
   - Other Comm. Serv.

DECLASSIFIED E.O. 12065 SECTION 3-402/NNDG NO. 11864

DECLASSIFIED E.O. 12065 SECTION 3-402/NNDG NO.

DECLASSIFIED E.O. 12065 SECTION 3-402/NNDG NO: 11864

Teachers' Working Hours.

Principals' Reports

from each Prim. LSS & USS. schools are coming in by Mail. They were asked by the Prefect. Board of Ed.

* It is noticed that when a teacher goes off his school on his duty in research or visiting other schools etc. His % of working days will be lowered by the no. of the off-school days. Mr. S. Watanabe, the sub-principal of Seishin Koto Gakko goes away from school on some duty every month, and his % of days he worked goes down to 66% in April 75% in May etc. while he ought to be recorded as 100%.

DECLASSIFIED E.O. 12065 SECTION 3-402/NNDG NO. [illegible]

Teachers' Attendance Record.
April, May & June, 1929.
Seishin (West Kobe) Koto Gakko (City Sc

9	1	9	9	9	4	9	9	9	9		9	9				
9	1	9	9	9	4	8	2	0	9		9	9				
							7	9								
						1										
100%	100%	100%	100%	100%	100%	88.8%	77.7%	0.0%	100%		100%	100%				
12	6	12	12	12	12	24	24	24	24	24	24	24				
12	6	12	12	12	12	22	24	24	24	24	24	24				
						2										
100%	100%	100%	100%	100%	100%	91.66%	100%	100%	100%	100%	100%	100%				
6	6	12	1	12		26	2	5	5	4	7	10		10		
6	6	12	1	12		24	2	5	5	4	7	10		10		
						2										
100%	100%	100%	100%	100%		92.3%	100%	100%	100%	100%	100%	100%		100%	100%	
6	3	6	6	6	16		20	18	18	10	20	20			10	
44	12	32	42	48	32		28	72	92	70	100	105			5	
			10		10				22		10	30		18	2	
農	珠算	英	裁		裁		洋裁	洋裁	裁	英社	裁	裁家		農	物	2
〃	〃	〃	〃	〃	加算	簿記	〃	〃	〃	英語	簿記	簿記	〃	簿記		

辻本巖	山景登	内藤登	伊井昭子	亀田一男	吉井つね	玉田恒雄	小谷薫	東木京子	西脇美喜子	谷岡繁一	二本よしよ	大塚君子	稲倉譲二	湯淺毅		

I. Tsujimoto
N. Yamakoga
N. Naito
Teruko Nakai
K. Kameda
Tsune Yoshii
T. Tatsuta
K. Ogata
Sueko Motoki
Misuko Yasufuku
S. Tanioka
Yoshiko Niiki
Kimiko Otsuka
J. Inaba
T. Yuasa
M. Chiba

DECLASSIFIED E.O. 12065 SECTION 3-402/NNDG NO. [illegible]

CIVIL EDUCATION SECTION
AUG. 23 1949
RECEIVED

教職員勤務狀況調査表

神戸市立西神高等學校

昭和 24 年 5 月 1 日現在

氏名	級数	教授時数	五月	要出席日数	出勤日数	欠席日数	公用欠席日数	忌引日数	出張日数	研究日数
茶谷 戊	二年	二二		24	24				6	
渡辺 昇太郎	二年			24	24				18	
奥山 年勝	二年									
横井 猛雄	二年									
千葉 正史	二年									
湯浅 毅	二年									
稲倉 譲二	二年									
大塚 君子	二年	24							6	
二木 よしよ	二年									
谷岡 繁一	二年									

Name	Hours/week Teaching	No. of Teaching Hrs.	No. of Off Class Work.	Subject to teach.	Title
S. Taniока.	12	12	2	英社	教諭
Yoshiko Niki.	24	24		英社	教諭
Kimiko Otsuka	24	24		英社	教諭
J. Inaba	24	24		農	教諭
T. Yuasa	24	24		物数	〃
M. Chiba	24	24		数化	〃
T. Yokoi	24	24		国社	教諭
T. Higashiyama	24	24		数社	主事
S. Watanabe	24	24		英社	教諭
Principal S. Chatani					

1st Year
Lt. Class

Record.
c, 1949.
to Gakko (City School).

DECLASSIFIED E.O. 12065 SECTION 3-402/NNDG NO. [illegible]

Note—
Month of June, being an extra bussy season for farmers, the school classes are closed and is accounted as free off-school studies.

註. 六月中農繁期休業中は課外自由時間とする。

DECLASSIFIED E.O. 12065 SECTION 3-402/NNDG NO. 1150

season
e closed
chool studies

教職員勤務状況調査表

各学年学級数　一年　二年　三年

一週間の全学校授業時数

| | | |

DECLASSIFIED E.O. 12065 SECTION 3 402/MRS NO.

Report from
Kitatani Primary Schl-
Mino Gun.

School Total

| 備考 | 1. 勤労成績は優良可を以って記入 | 2. 課外教育課程時数とは、クラブ活動、ホーム、ルーム活動の指導時数の計とは一致するものとする | 3. 一週間の全学校指導時数と各個人の授業時数の計とは一致するものとする | 4. 出勤率とは（出席延人員÷（出席延人員＋欠席延人員））×100 | | |

DECLASSIFIED E.O. 12065 SECTION 3-402/NNDG NO.

Schl-

un.

Teachers' Attendance Record.
April, May & June, 1949.
Kita Tani Shogakko. Mino Gun.

(原)

Required No. of Days
No. of Days actually worked.
Sick Absent
Absent on other Affrs.
Total Absent.
Days Travelling
Research Days
% Days Worked.

出勤状況並に能率調査表

美濃郡北谷小學校長岩崎圭司

各学級の全学校授業時数	一年	二年	三年	四年	五年	六年	計
	一	一	一	一	一	一	六

氏名	職務	担任科目	一週教授時数	教授時数	課外教授時程	欠時数	出勤率	出張数	研究日数	忌引	欠席日数計	欠故事	欠病	出勤数	要出席日数
岩崎圭司	校長	全科	二	一六三			一〇〇	五						一九	一九
松本経雄	教諭	全科	二	一六三			一〇〇							一九	一九
藤堂晋然	教諭	全科	二	一六三			一〇〇							一九	一九
恒川敬郎	教諭	全科	二	一六三			一〇〇							一九	一九
柳町一己	教諭	全科	二	一六三			一〇〇							一九	一九
廣瀬利雄	教諭	全科	二	一六三			一〇〇							一九	一九
西谷秋子	教諭	家庭科	二	一六三			一〇〇							一九	一九
吉本美代子	助教諭	全科	二	一六三			一〇〇							一九	一九

月	要出席日数	出勤数	病欠	故事欠	欠席日数計	出張数	研究日数	忌引	出勤率
四 April	一九	一七	二		二				八八
	二四	二二				一			一〇〇
	二四	二四							一〇〇
	二四	一九	一		一	五			一〇〇
	二四	二三	一		一				一〇〇
	二四	二三	一		一				九五
	二四	二三							一〇〇
	二四	二三							一〇〇
五 May	二四	一九				五			一〇〇
	二四	二三	一		一				九五
	二四	二三	一		一				九五
	二四	二三	一		一				九五
	二四	二三	一		一				九五
	二四	二三	一		一				九五
	二四	二三	一		一				九五
	二四	二三	一		一				九五
六 June	二四	二三	一		一				九五

DECLASSIFIED E.O. 12065 SECTION 3-402/NNDS NO.

Report from
Kitatani L.S.S.
Minō Gun.

一九一五	一九一九	四	一〇〇	二四二二	二	一〇〇	二六二四	二	一〇〇	25	英語全	理科全	小畑瑛之	谷石隆治	小野十之
125	21	21	7	83.2	192	153	24	24	15	84.3	208	171	28	1	29	8	83	140

備考 1. 勤務成績は優良可を以って記入
2. 課外教育課程時数とは、クラブ活動、ホーム、ルーム活動の指導時数の謂
3. 一週間の全学校指導時数と各個人の授業時数の計とは一致するものとする
4. 出勤率とは（出勤数－（病欠＋事故欠））＋出勤数×100＝出勤率

DECLASSIFIED E.O. 12065 SECTION 3-402/NNDS No. _____

Teachers' Attendance Record.
April, May & June, 1949.

Kita Tani Chugakko.

教職員勤務状況並ニ能率調査表

美嚢郡北谷中學校長 岩崎圭司 ㊞

氏名	担任教科目及時数	週教授時数	出勤率	欠席日数計	欠席事故	欠席病気	欠席届	出勤日数	出席停止	忌引	研究日	出張日数	欠席日数計	欠席事故	欠席病気	出勤日数	出席停止	忌引	研究日	出張日数	欠席日数計	欠席事故	欠席病気	出勤日数	出席停止	忌引	研究日	出張日数	欠席日数計	欠席事故	欠席病気	出勤日数	出席停止	忌引	研究日	出張日数	欠席日数計	欠席事故	欠席病気	出勤日数	出席停止
岩崎圭司	国語	3	九一					一〇〇				二				一〇〇				五				一〇〇				二				一〇〇				二				一〇〇	
松尾利三	会社	25	一〇〇					一〇〇				二				一〇〇				五				一〇〇				二				一〇〇				二				一〇〇	
中谷二葉	英語	12	九五					一〇〇				二				一〇〇				五				一〇〇				二				一〇〇				二				一〇〇	
栗山勲	図工	25	九六					一〇〇				二				一〇〇				五				一〇〇				二				一〇〇				二				一〇〇	
吉本吉一	学級	25	一〇〇					一〇〇				二				一〇〇				五				一〇〇				二				一〇〇				二				一〇〇	
中野千之	論数		〇					一〇〇				二				一〇〇				五				一〇〇				二				一〇〇				二				一〇〇	
谷右隆治	英会	25	一〇〇					一〇〇				二				一〇〇				五				一〇〇				二				一〇〇				二				一〇〇	
小畑瑛之	理会	25	一〇〇					一〇〇				二				一〇〇				五				一〇〇				二				一〇〇				二				一〇〇	

学年	学級数	一週間の全学校授業時数
一年	二	一四〇
二年	一	
三年	一	
四年		
五年		
六年		
計	四	

E. Obata
R. Tani-ishi
S. Nakamo
Y. Yoshi-moto.
I. Kuri-yama
F. Naka-tani.
T. Matsuo
Principal
K. Iwasa

DECLASSIFIED E.O. 12065 SECTION 3-402/NNDG NO. [illegible]

U.S.S-

高等學校總括表 級別人

級

甲級 / 項目	校長給 Principals	教諭 三級 Teachers #2	教諭 三級 Teachers #3	給計 Total	養護教諭 Nurse	寮母給 Mothers	實習助手 Helpers	主事 Clerks	雇員 Non-Classified Personnel 技手 Servants	助教 Assis. Teacher	農業 Farmery	工業	水産	機業	計 Total
1									6						
2									34	4					
3								1	45	8	3	1	1		
4			8	8	5		63	30	88	19	3	1	1		
5			217	217	6		31	29	89	17	11	3		1	
6			357	357	12		31	19	10	7	1		7		
7		1	329	330	4		34	95							
8		39	287	326	1		6	8							
9		1	107	262	369	1		6		1					
10		9	107	58	165										
11		37	61	15	76										
12		3													
13															
14															
15															
計		50	315	1539	1848	28		165	188	272	56	18	5	9	1

DECLASSIFIED E.O. 12065 SECTION 3-402/NNDG NO.

表 級別人員及所要額調

Non-Classified Personnel 人				給計	人員計	本俸額 Basic Pays	扶養手當 Family Allowance 扶養親族數 配	兵	他	計	per Mos. 額	勤務地手當 Area Allowance	合計 Total
農 Farming	業	水	產										
				6	6	15.127						2.221 40	18.348 40
				38	38	107.524						16.741 20	124.265 20
3	1	1		58	59	199.943	9	12	16	37	19.000	34.698 70	253.641 70
3	1	1		112	218	858.668	30	31	68	129	63800	144.789 30	1.067.257 30
11	3		1	121	404	1.875.290	76	75	141	292	147.000	360.036 90	2.382.326 90
1		7		25	444	2.572.217	173	125	88	486	254.000	497.230 40	3.323.447 40
					463	3.346.617	279	233	334	846	440.800	664.515 10	4451.932 10
					341	2.684.246	279	263	52	1094	546.000	538.518 30	3768.764 ~~4567.492~~
				1	277	2.213490	307	203	78	1599	681.600	672.402 20	~~2.346.422~~ ~~1634.398~~ 2.346.422 1634.398
					174	1.666356	164	148	72	704	344.000	336.066 20	
					113	1.216320	96	86	15	336	171.600	246.478 40	1.634.398 40
					3	34.992	3	2	2	7	3.800	7.758 60	46.550 60
6	18	5	9	1			361	2640	1779	2790	1446	2671.600	3522.456	23984.846

DECLASSIFIED E.O. 12065 SECTION 3-402/NNDS NO.

高等學校俸給表

Summary
Expenditure for U.S.S.
(salaries)

区分		校長	教諭 二級	教諭 三級	教諭 計	養護教諭	寮母	實習助手	主幹	小使	助教
特別地域	現員	9	100	361	461	4		53	46	80	17
	本俸	101.607	924.150	2.454.373	3.378.523	17.233		285.393	271.440	313.964	91.35
	扶養手當	17.400	192.000	329.400	521.400	~~469~~		44.400	42.200	35.400	3.2
	勤務地手當	35.702 10	334.845 90	835.131 90	1.169.976 90	5.169 90		98.937 90	94.632 90	104.809 20	26.3
	計	154.709 10	1.450.995 90	3.618.904 90	5.069.899 90	22.402 90		428.730 90	408.472 90	454.173 20	122.8
甲地域	現員	13	68	415	483	6		40	44	69	17
	本俸	147.024	647.175	3.136.564	3.783.739	28.124		218.122	276.964	267.487	59.2
	扶養手當	18.800	149.800	391.600	541.400	1.000		39.400	46.600	31.400	2.60
	勤務地手當	33.164 80	159.395 80	705.632 80	865.027 80	5.824 80		51.504 40	64.712 80	51.777 40	12.3
	計	198.988 80	956.370 80	4.233.796 80	5.190.166 80	34.948 80		309.026 40	388.276 80	346.664 40	74.2
乙地域	現員	25	139	660	799	16		69	88	115	2
	本俸	278.548	1.302.320	4.548.857	5.850.377	80.903		309.500	564.319	438.733	96.3
	扶養手當	46.400	259.400	669.000	928.400	1.600		39.200	93.000	68.000	9.0
	勤務地手當	32.294 80	156.172 70	521.705 70	677.877 70	8.250 70		34.870 80	65.731 90	49.673 30	8.6
	計	357.242 80	1.717.892 70	5.738.762 70	7.456.654 70	90.753 70		383.578 80	723.050 90	556.406 30	94.0
丙地域	現員	3	8	97	105	2		3	10	8	
	本俸	34.027	74.398	621.053	695.451	10.487		10.913	50.969	31.729	
	扶養手當	3.200	9.000	78.800	87.800	600			5.400	2.800	
	勤務地手當	~~39.229~~									
	計	37.227	83.398	699.853	783.251	11.087		10.913	56.369	34.529	
合計	(令第現員)										
	現員	50	315	1.533	1.848	28		165	188	272	5
	本俸	559.206	2.805.419	10.760.047	13.565.466	136.747		823.936	1.163.692	1.037.913	227.3
	(扶養家族)	170	1248	2915	4.163	6		241	373	266	
	扶養手當	85.800	610.200	1.468.800	2.079.000	3.200		123.000	187.000	137.600	15.0
	勤務地手當	101.161 70	650.412 40	2.062.470 40	2.712.882 40	19.245		135.313 10	224.476 70	212.259 90	49.3
	計	746.167 70	4.208.655 40	14.291.317 40	18.357.348 40	158.192		1.132.249 10	1.575.168 70	1.387.772 90	291.9
一人當平均額		14.923	13.360	9.320	10.010	5.685		6.862	8.378	5.080	5.3

...ture for U.S. Personnel-

DECLASSIFIED E.O. 12065 SECTION 3-402/NNDS NO: 1

DECLASSIFIED E.O. 12065 SECTION 3-402/NNDS NO. [illegal]

Hyogo Pref.
Blind & Deaf Schools.

Personnel &

盲聾級別人員及所要額

級別 / 類別	校長給	教諭 二級	教諭 三級	教諭 計	養護教諭	寄宿舎指導員	寮母	主事	傭人 小使	傭人 助教	傭人 農夫	傭人 農業	傭人 水夫	傭人 機業	傭人 炊夫
		#2	#3	Total					1						
1									1						
2			4	4	1	2			5						1
3			19	19		1	2	1	2						
4			22	22	1	2			2						
5			8	8	1	2	1	2							
6			5	5	2	1		4							
7			9	10 ~~8~~	1										
8		1	6	6											
9		1	1	2											
10		1	2	3											
11		3													
合計 Total		5	76	79	6	8	3	7	12						1

Classes

DECLASSIFIED E.O. 12065 SECTION 3-402/NNDG NO. [illegible]

Personnel & Necessary Budgets

調歎要所及人員

人給							人員計 Total Personnel	Basic 俸給月額 Salary	Family Allowance 扶養手當 扶養家族數 No. of Dependents. 配	兵	他	計	Allowance per Mes.	勤務地手當 Area Allowance	Total per Month 合計
農夫	農業	水夫	機業	炊夫		計									
						1	1	¥2.470						494	¥2964
						1	1	2.765		1		1	600	673	4038
				1		6	13	51.931	1	3	2	6	3200	9.728.40	64.859.40
						3	26	104.488	1	1	2	4	2.000	25.275.80	131.763.80
						2	27	127.799	5	5	4	14	5.600	32.945.50	168.344.50
							13	73.248	3	5	6	14	7.200	17.493.40	97.941.40
							13	89697	8	7	9	24	12.600	25.872.70	128.169.70
							11	89.808	5	5	14	24	11.600	27.852.50	129.260.50
							7	64.008	4	6	7	17	8.800	18.924	91.732
							3	30749	3	3	6	12	6.000	8.511.70	45.260.70
							6	66.854	6	4	10	20	10.000	21.624.50	98.478.50

DECLASSIFIED E.O. 12065 SECTION 3-402/NNDS NO. [illegible]

Hyogo Pref. Blind & Deaf Schools -

盲聾学校総括表

	区分	Principal 校長	Teachers 教諭 二級 #2	Teachers 教諭 三級 #3	Teachers 教諭 計 Total	Nurse 養護教諭	Mothers 寮母	Helpers 寮助手	Clerks 事務	Laborers 小使	Laborers 助教
Special Area "KO"	現在人員 Personnel	2	3	27	40	2	3	2	3	5	
	基本給 Basic Salary	23.337	30.879	249.168	280.047	12.778	15.405	9.816	20.402	19.955	
	家族手当 Family Allowance	2.800	4.209	22.000	26.200		3.400		3.200	1.600	
	地域手当 Area Allowance	7.841	10.523	81.350	91.874	3.833	5.641	2.959	7.080	6.466	
	計 Total	33.978	45.602	352.518	398.121	16.611	24.446	12.825	30.682	28.021	
Area A	人員 Personnel	2		31	31	3	3	1	3	5	
	基本給 Basic Pay	21.741		161.818	161.818	18.194	12.185	3.772	17.165	18.639	
	家族手当 Family Allow	6.000		10.600	10.600	800		400	4.600	2.600	
	地域手当 Area Allowance	5.548		34.483	34.483	3.798	2.437	834	4.353	4.247	
	計 Total	33.289		206.901	206.901	22.792	14.622	5.006	26.118	25.486	
Area B	人員 Personnel	1		8	8	1	2		1	2	
	基本給 Basic Salary	9.573		28.711	28.711	3.565	8.499		6.633	8.688	
	家族手当 Family Allowance	1.200					600		1.600	2.800	
	地域手当 Area Allowance	1.077		2.871	2.871	356	909		823	1.148	
	計 Total	11.850		31.582	31.582	3.921	10.008		9.056	12.636	
	人員 Personnel										
	基本給 Basic Salary										
	家族手当 Family Allowance										
	地域手当 Area Allowance										
	計 Total										
	(予算現員)										
合計 Total	人員 Personnel	5	3	76	79	6	8	3	7	12	
	基本給 Basic Salary (扶養家族)	54.651 20	30.879 8	439.697 64	470.576 72	24.537 2	36.089 8	13.638 1	44.200 18	47.282 13	
	家族手当 Family Allowance	10.000	4.200	22.600	36.800	800	4.000	400	9.400	7.000	
	地域手当 Area Allowance	14.466	10.523	118.705	129.228	7.988	8.988	3.794	12.256	11.863	
	計 Total	79.117	45.602	591.002	636.604	43.325	49.077	17.832	65.856	66.145	
	一人當平均額 Average	15.823	15.200	7.776	8.058	7.220	6.134	5.944	9.408	5.512	

Mothers	Helpers	Clerks	Labourers	Cooks	Total	Lecturer on Leave	Grand Total
3	3	4					
1,45,000	98,600	1,90,000					
2	1	2					
1,90,000	1,00,000	1,80

DECLASSIFIED E.O. 12065 SECTION 3 402/MDS NO.

in Budget File

STUDENT-TEACHER-PROPORTIONS
HYOGO-KEN

1948 - 1949	Students	Teachers	Proportion	
Sho Gakko	386,265	10,018	1 - 38.5	53.9 : 1.4
Chu Gakko	142,422	5,181	1 - 27.5	44. : 1.6
Koto Gakko	41,938 16,710 (9th grade)	2,448	1 - 23.9	40.6 : 1.7

1949 - 1950 (estimated)				
Sho Gakko	400,000	10,100	1 - 39.6	55.5 : 1.4
Chu Gakko	190,000	6,000	1 - 31.6	50.6 : 1.6
Koto Gakko	60,000	2,200	1 - 27.2	46.3 : 1.7

DECLASSIFIED E.O. 12065 SECTION 3-402/NNDS NO. [illegible]

Rec'd 21 June '49.

Report of Educational Statistics
Hyogo Prefecture. 16/6/49.

Primary Schls.

Kobe City—

No. of Classes	No. of Pupils	No. of Teachers	No. of Pupils per Class	No. of Pupils per Teacher
1,532.	78,061.	1,902.	50.95	41.
				57.5 : 1.4

Hyogo Pref. —

8,844.	402,921.	10,717.	45.6	37.59
				52.6 : 1.4

Middle Schls.

Kobe City—

No. of Classes	No. of Stud.	No. of Teachers	No. of Studs per Class	No. of Studs per Teacher
652.	29,748.	983.	45.6	30.26
				48.4 : 1.6

Hyogo Pref.

4100.	174,406.	6,201.	42.55	28.11
				45. : 1.6

DECLASSIFIED E.O. 12065 SECTION 3 402/MRDS NO. [illegible]

1949. HYOGO PREFECTURE — TEACHERS' SALARIES.

BLIND & DEAF SCHOOLS.

(1)

Special Area — Kobe City

2 Principals			Per Person.
Basic Salary	¥ 23,337.	100%	¥11,668.50
Family Allowance	2,800.	12.01	1,400.
Area Allowance	7,841.	33.6%	3,920.50
Total	¥ 33,978.	145.6%	¥16,989.—

3 - Class #2 Teachers			
Basic Salary	¥ 30,879.	100%	¥10,293.
Family Allowance	4,200.	13.6%	1,400.
Area Allowance	10,523.	34.1%	3,507.1
Total	¥ 45,602.	137.7%	¥15,200.1

37 - Class #3 Teachers			Per Teacher
Basic Salary	¥249,168.	100%	¥6,734.30
Family	22,000.	8.85%	594.59
Area	81,350.	32.65%	2,198.70
Total	¥352,518.	141.50%	¥9,527.50

Data for U.S.S. is with Miss Colletti

DECLASSIFIED E.O. 12065 SECTION 3-402/NNDG NO. 11264

BLIND & DEAF SCHOOLS (2)

"A" Area.

2 - Principals			Per Person.
Basic Salary	¥ 21,741.	100%	¥ 10,870.50
Family Allowance	6,000.	27.6%	3,000.
Area Allowance	5,548.	25.5%	2,774
Total	¥33,289.		¥ 16,644.50

31 - Class #3 Teachers			Per Teacher
Basic	¥161,818.	100%	¥5,220.
Family	10,600.	6.58%	342.
Area	34,483.	21.3%	1,112.
Total	¥206,901.	127.88%	¥ 6,674.-

"B" Area.

1 - Principal.			
Basic	¥ 9,573.	100%	
Family	1,200	12.53%	
Area	1,077.	11.23%	
Total -	¥11,850.	123.76	¥ 11,850.

8 - Class #3 Teachers			Per Teacher
Basic	¥28,711.		¥3,589.
Family			
Area Allowance	2,871.	10%	358.75
Total -	¥31,582.		3,947.75

DECLASSIFIED E.O. 12065 SECTION 3-402/NNDG NO.

Teachers' Working Hours.

兵教委職第三三四号

昭和二十四年八月二十二日

兵庫縣教育委員會

民事部教育課長 コレテイ殿

教職員教授時間數報告について

さきに御照會のありました標記の件左記の通りで
すから御報告申上ます。

記

DECLASSIFIED E.O. 12065 SECTION 3-402/NNDG NO. [illegible]

各学校別教職員授業時間数

学校別	正課授業時間数	課外授業時数	計
高等学校	一六、四七	四、六	二一、五三
中学校	二三、四五	四、五	二八、九〇
小学校	二四、三五	三、五	二八、〇〇

Upper Secondary Schools

高等学校　教諭助教諭一週担当時間数状況

Working Hours per Week 一週の教授時数	No. of Teachers 人員 正課授業	Curriculum Hours per Week 時間数計 正課授業	Off Class Room Teaching No. of Teachers 人員 課外授業	No. of Working Hours Off-Class Room 時間数計 課外授業
1 時間			128	128
2	2 teachers	4 Hours	227	454
3			161	483
4	7	28	169	676
5	6	30	119	595
6	12	72	76	456
7	12	84	34	238
8	32	256	22	176
9	24	216		
10	46	460	31	310
11	30	330	9	99
12	72	864	24	288
13	36	468	17	221
14	41	574	2	28
15	161	2,415	5	75
16	124	1,984	4	64
17	108	1,836	6	102
18	181	3,258	31	403
19	127	2,423	1	19
20	244	4,880	8	160
21	57	1,197		

(3)

11	30	330	9	99
12	92	864	24	288
13	36	468	17	221
14	41	574	2	28
15	161	2,415	5	75
16	124	1,984	4	64
17	108	1,836	6	102
18	181	3,258	31	403
19	127	2,423	1	19
20	244	4,880	8	160
21	57	1,197		
22	39	858	1	22
23	10	230	1	23
24	6	144	1	24
25	5	125		
26	1	26	1	26
27				
28	1	28		
29			1	29
30			1	30
31			1	33
32			1	36
33				
34				
35				
36				
総合計	1384	22,790	1,130	5,198
平均	Average 16.47 時間 Hours/wk		+ Off-Class 4.6 時間	Hours per week
総平均	Average 21.07 時間 Hours/week/Teacher			

558.

DECLASSIFIED E.O. 12065 SECTION 3 402/NND

DECLASSIFIED E.O. 12065 SECTION 3-402/NNDG NO.

(2)

L.55

中学校教科課程

教科	学年	第一学年(七年)	第二学年(八年)	第三学年(九年)
必修教科	国語	175 (5)	175 (5)	175 (5)
	習字	35 (1)	35 (1)	
	社会	175 (5)	140 (4)	140 (4)
	国史		35 (1)	70 (2)
	数学	140 (4)	140 (4)	140 (4)
	理科	140 (4)	140 (4)	140 (4)
	音樂	70 (2)	70 (2)	70 (2)
	図画工作	70 (2)	70 (2)	70 (2)
	体育	105 (3)	105 (3)	105 (3)
	職業(農工商水家庭)	140 (4)	140 (4)	140 (4)
小計		1,050 (30)	1,050 (30)	1,050 (30)
	外國語	35-140(1-4)	35-140(1-4)	35-140(1-4)
	習字			35 (1)
	職業	35-140(1-4)	35-140(1-4)	35-140(1-4)
	自由研究	35-140(1-4)	35-140(1-4)	35-140(1-4)
小計		35-140(1-4)	35-140(1-4)	35-140(1-4)
総計		1,050-1,190 (30-34)	1,050-1,190 (30-34)	1,050-1,190 (30-34)

括弧内は一週時数　平均34時間　一

兵庫縣中学校教職員平均担任時数

課外教育　[illegible]45分

授業時数　23.95時間

DECLASSIFIED E.O. 12065 SECTION 3-402/NNDG NO.

Hyogo Prefecture

1

Primary Schools.

小学校教科課程

教科	一年	二年	三年	四年	五年	六年
國語	175(5)	210(6)	210(6)	245(7)	210-245 (6-7)	210-280 (6-8)
社会	140(4)	140(4)	175(5)	175(5)	175-210 (5-6)	175-210 (5-6)
算数	105(3)	140(4)	140 175(4)	140-175 (4-5)	140-175 (4-5)	140-175
理科	70(2)	70(2)	70(2)	105(3)	105-140 (3-4)	105-140 (3-4)
音樂	70(2)	70(2)	70(2)	70-105 (2-3)	70-105 (2-3)	70-105 (2-3)
図画工作	105(3)	105(3)	105(3)	70-105 (2-3)	70(2)	70(2)
家庭					105(3)	105(3)
体育	105(3)	105(3)	105(3)	105(3)	105(3)	105(3)
自由研究				70-140 (2-4)	70-140 (2-4)	70-140 (2-4)
総計	770(22)	840(24)	875(25)	980-1050 (28-30)	1050-1190 (30-34)	1050-1190 (30-34)

拡張内は一週教授時数　平均28時間

兵庫縣小学校教職員平均担任時数	課外教育時数	~~4.5~~ 3.5時間
	授業時数	~~23.45~~ 24.35時間

DECLASSIFIED E.O. 12065 SECTION 3 402/NNDS NO.

(2)

L.55

中学校教科課程

教科	学年	第一学年(七年)	第二学年(八年)	第三学年(九年)
必修教科	国語	175 (5)	175 (5)	175 (5)
	習字	35 (1)	35 (1)	
	社会	175 (5)	140 (4)	140 (4)
	国史		35 (1)	70 (2)
	数学	140 (4)	140 (4)	140 (4)
	理科	140 (4)	140 (4)	140 (4)
	音樂	70 (2)	70 (2)	70 (2)
	図画工作	70 (2)	70 (2)	70 (2)
	体育	105 (3)	105 (3)	105 (3)
	職業(農工商水家庭)	140 (4)	140 (4)	140 (4)
小計		1,050 (30)	1,050 (30)	1,050 (30)
	外國語	35-140(1-4)	35-140(1-4)	35-140(1-4)
	習字			35 (1)
	職業	35-140(1-4)	35-140(1-4)	35-140(1-4)
	自由研究	35-140(1-4)	35-140(1-4)	35-140(1-4)
小計		35-140(1-4)	35-140(1-4)	35-140(1-4)
総計		1,050-1,190 (30-34)	1,050-1,190 (30-34)	1,050-1,190 (30-34)

括弧内は一週時数　平均34時間

兵庫縣中学校教職員平均担任時数

課外教育 [illegible]

授業時数 23.45時間

DECLASSIFIED E.O. 12065 SECTION 3 402/NNBS NO: [illegible]

(1)

Hyogo Prefecture
Teachers' Working Hours.

Chart 1. Primary Schools.

Articles \ Grades	1	2	3	4	5	6
Language	175 Hours/Yr. 5 Hours/Wk	210. 6	210. 6	245. 7.	210-245 6-7	210-280 6-8
Social Ed.	140. Hr/Yr 4. Hr/wk	140. 4.	175. 5.	175. 5.	175-210 5-6	175-210 5-6
Mathematics	105. 3.	140. 4.	140. 4.	140-175 4-5	140-175. 4-5.	140-175. 4-5
Science	70. 2.	70. 2.	70. 2.	105. 3	105-140 3-4	105-140 3-4
Music	105. 3.	105. 3.	105. 3.	70-105 2-3	70. 2.	70. 2.
Art	105. 3.	105.	105.	70-105 2-3	70 2.	70. 2.
Domestic					105. 3	105 3
Physical	105. 3.	105. 3.	105. 3.	105. 3.	105. 3.	105. 3
Free Studies				70-140. 2-4.	70-140. 2-4	70-140. 2-4
Total.	770. 22.	840. 24.	875. 25.	980-1050. 28-30.	1050-1190 30-34.	1050-1190 30-34.

The Teachers Weekly Average Working Hours are 27.85

The Fixed No. of Hours are 24.35 Hours/week

Extra Curriculum Hours are 3.5 " " ".

DECLASSIFIED E.O. 12065 SECTION 3-402/NNDG NO. 11964

2

Chart 2. Lower Secondary Schools.

Grades	1	2	3.
	175. Hrs / Year	175. / year	175. / year
	5. " / week	5. / wk	5 / wk
Language	35.	35.	
Penmanship	1	1	
	175.	140.	140.
Social Ed.	5.	4.	4.
		35.	70.
History		1.	2.
	140.	140.	140.
Math.	4.	4.	4.
	140.	140.	140.
Science	4.	4.	4.
	70	70	70.
Music	2	2	2
	70.	70.	70.
Arts	2.	2	2.
	105.	105.	105.
PhysicalEd.	3.	3.	3.
	140.	140.	140.
Vocational	4.	4.	4.
	1050.	1050.	1050.
Total	30.	30.	30.
	35-140.	35-140.	35-140.
Foreign Language	1-4.	1-4.	1-4.
			35.
Penmanship			1.
	35-140.	35-140.	35-140.
Vocation	1-4.	1-4.	1-4.
	35-140.	35-140.	35-140.
Free Study	1-4.	1-4	1-4.
	35-140	35-140	35-140.
Total	1-4	1-4.	1-4
	1050-1190.	1050-1190.	1050-1190. Hours/Year
Grand Total	30-34.	30-34	30-34. Hours/week

DECLASSIFIED E.O. 12065 SECTION 3-402/NNDG NS: 11864

(2)

U. S. S.

(1) (2) (3) (4) (5) Upper Secondary Schools.

Teaching Hrs per Week	No. of Teachers	Curriculum Teaching Hrs per Week.	No. of Teachers working Extra Curriculum Hours	No. of working Hours/week Extra Curriculum
1			128.	128.
2	2	4. hours	227.	454.
3			161.	483.
4	7	28.	169.	676.
5	6	30	119.	595.
6	12	72.	76.	456.
7	12	84.	34.	238.
8	32	256.	22.	176.
9	24	216.		—
10	46	460.	31	310.
11.	30	330.	9.	99.
12.	72.	864	24.	288.
13.	36.	468.	17.	221.
14.	41.	574.	12.	28.
15	161.	2,415.	5	75
16.	124.	1,984.	4.	64.
17.	108.	1,836.	6.	102.
18	181.	3,258.	31	558.
19	127	2,413	1	19.
20	244.	4,880.	8.	160.

DECLASSIFIED E.O. 12065 SECTION 3-402/NNDG NO: 11864

15	161.	2,415.	5	75
16.	124.	1,984.	4.	64.
17.	108.	1,836.	6.	102.
18	181.	3,258.	31	558.
19	127	2,413	1	19.
20.	244.	4,880.	8.	160.
21	57.	1,197.		
22.	39.	858.	1	22.
23.	10	230.	1	23.
24	6.	144.	1	24.
25	5.	125.		
26	1	26	1	26
27.	—	—	—	—
28.	1	28.		
29.			1	29.
30.			1	30.
31.			1	33
32			1	36
Total	1384.	22,780	1082.	5,353

Average Teaching Hours per week 16.46 Hours.

" Extra Curriculum Hours 4.95

Average Total 21.41 Hours.

DECLASSIFIED E.O. 12065 SECTION 3-402/NNDG NO. 11961

	GRAND TOTAL	2,562,781,695.

1	GENERAL AFFAIRS	2,360,043,998.
5	SPECIAL EXP. FOR TEACHING PERSONNEL	161,957,697.
1	SECRETARIAT	2,806,400.
3	GUIDANCE	6,363,500.
4	SURVEY	342,500.
6	FACILITIES	5,978,000.
1	SOCIAL EDUCATION	4,057,550
8	PHYSICAL EDUCATION	8,496,350.
1	RESEARCH INSTITUTE	1,296,700.
	IN-SERVICE TEACHERS' EDUCATION	11,439,400.

0 1,000,000 2,000,000 3,000,000 4,000,000 5,000,000 6,000,000 7,000,000

HYOGO PREFECTURE - DEPARTMENT ALLOTMENT

DECLASSIFIED E.O. 12065 SECTION 3-402/NNDG NO. 11964

ALLOTMENT OF EDUCATION BUDGET 1949.

DECLASSIFIED E.O. 12065 SECTION 3-402/NNDG NO. 11964

Statistics

Kinki Educ. Office
Tel. 97-728-

HYOGO PREFECTURAL SCHOOL BOARD

14 July, 1949.

To: Hyogo Civil Affairs Team
From: Superintendent of School, Hyogo Prefecture

SURVEY OF EDUCATIONAL STATISTICS

1. Tot al No. of Pupils

Public	a.	Primary	402,840
	b.	LSS	174,373
	c.	USS	51,564
Private	a.	Primary	942
	b.	LSS	13,598
	c.	USS	9,898

2. No. of teachers & Principals

			Teachers	Principals
Public	a.	Primary	10,113	631
	b.	LSS	5,960	324
	c.	USS	2,407	74
Private	a.	Primary	38	3
	b.	LSS	740	2
	c.	USS	794	35

3. No.of Primary Shools (including all branches)
   Public 691 (branches 60)
   Private 5 (no branch)

4. No.of LSS

Public	a.	Independent Bldg.	163
	b..	Attached	193

5. No. of USS
   a. Ceneral or College Preparatory only ---------- 38
   b. Vocational Course only ---------- 16
   c. Comprehensive but with each student having choice of two or more major subjects------ 68
   Total ---------- 122
   d. No. of Districts (general onky) 53
   e. No. of Co-educational ---------- 71

6. No. of New Universities

Public	5	Students,	1,957	Teachers,	441
Private	4	"	3,856	"	193

7. Higher Schools not chartered as university

Public	10	Students,	2,489	Teachers,	31
Private	7	"	1,982	"	122

8. No. of PTAs
   a. P. 634
   b. LSS 360
   c. USS 118

9.

Reported on Phone to Kinki Education Office at 1430 14 July-

DECLASSIFIED E.O. 12065 SECTION 3-402/NNDG NO. 11264

EDUCATIONAL STATISTICS Cont'd

9. No. of Students Government Organizations (public only)
   a. 691
   b. 425
   c. 85
10. No. of CPH
   a. Main Hall 76
   b. Branch 165
11. No. of Tryout Schools or experimental schools
   a. Primary 17
   b. LSS 10
   c.USS 9 (Public 7 private 2)
12. Percentage of Prefectural Budget given to Education up to a couple of months ago, 41.5%

Ryuzo Hori

Superintendent
School Board
Hyogo Prefecture

DECLASSIFIED E.O. 12065 SECTION 3-402/NNDG NO: 11864

Phoned to Kinki Ed. Office 1430 14 July -

Kinki Ed. Office 47-728.

HYOGO PREFECTURAL SCHOOL BOARD

14 July, 1949

TO : HYOGO CIVIL AFFAIRAS TEAM
FROM : SUPERINTENDENT OF SCHOOL HYOGO PREFECTURE

SURVFY OF EDUCATIONAL STATISTICS

1. Total No.of Pupils

Public	a.	Primary	402,840
	b.	LSS Jr High	174,383
	c.	USS	51,564
Private	a.	Primary	942
	b.	LSS	13,598
	c.	USS	9,898

2. No. of teachers & Principals

			Teachers	Principals
Public	a.	Primary	10,113	631
	b.	LSS	5,960	324
	c.	USS	2,407	74.
Private	a.	Primary	38	3
	b.	LSS	740	2
	c.	USS	794	35

3. No. of Primary Schools (including all branches)
   Public 691 (branches 60)
   Private 5 (branches none)
4. No. of LSS (")
   Public a. Independent Bldgs. 163
   b. Attached 193
5. No. of USS
   a. General or college preparatory only ---------- 38
   b. Vocational Course only ---------- 16
   c. Comprehensive but with each student having choise of two or more major subjects. ---------- 68 } 122. Total
   d. No. of districts (general only Coll prep ---------- 53
   e. No. of co-educational ---------- 71
6. No. of New Universities

Public	5	1,957	441
Private	~~7 (bra. 1)~~ 4	3,856 students	193 teachers

7. Higher schools not charterd as university

Public	10	~~4,977~~ 2489	~~160~~ 31
Private	7 (b. 1)	1,982	122

8. No. of PTAs
   a. P. 634
   b. LSS 360
   c. USS 118

DECLASSIFIED E.O. 12065 SECTION 3-402/NNDG NO. 11964

9. No. of student Govt organizations (public only)
   a. 691
   b. 425
   c. 85
10. No. of CPH
   a. Main Hall 76
   b. Branch 165
11. No. of Try out schools or experimentary schools
   a. Primary 17
   b. LSS Jr High 10
   c. USS Sr. H 9 (public 7 private 2)
12. Percentatge of Prefectural Budget given to Education added a couple of months ago.
   41.5%

Ryuzo Hori

Superintendent
School Board
Hyogo Prefecture

DECLASSIFIED E.O. 12065 SECTION 3 402/MRDS NO. [illegible]

SUMMARY FORPLOTTING IN A CIRCLE

EDUCATION BUDGET FOR 1949, -m 1950, HYOGO PREFECTURE

Grand Total, 2,562,781,695.

Department Allotment

総務課	1.	General Affairs,	2,360,043,998.	92.1%	331,5°
手当 教職員	2.	Special allowances for Teaching Personnel,	161,957,697.	6.32%	22.76°
現教員、補助教育	3.	↑Teacher Training ↑In-Service Teachers,	11,439,000.	.443%	1.61°
体育課	4.	Physical Ed.	8,496,350.	.331%	1.19°
指導課	5.	Guidance,	6,636,500.	.245%	.894°
施設課	6.	Facilities,	5,978,000.	.230%	.845°
社会教育	7.	Social Ed.	4,057,550.	.158%	.575°
秘書室	8.	Secretariat,	2,806,400.	.109%	.396°
研究会	9.	Research Institute,	1,296,700.	.050%	.182°
調査課	10.	Survey,	342,500.	.014%	.048°
		Grand Total,	2,562,781,695.	100%	360°
		Grand Total,			

GENERAL AFFAIRS DEPT. 2,360,043,998.

小	1.	Primary Schools,	1,073,679,447.	41.9%	150.8°
中	2.	Lower S. S.	846,478,866.	33.2%	119°
高	3.	~~Upper~~ S. S.	390,972,320.	15.2%	54.5°
事務局	4.	Secretariat, Board Personal	26,542,152.	1.0%	3.7°
盲聾	5.	Special Schools,	22,372213.	0.8%	2.8°

DECLASSIFIED E.O. 12065 SECTION 3-402/NNDG NO: [illegible]

SPECIAL EXPENDITURES FOR TEACHING PERSONNEL

1.	Primary Schools,	113,500,494.	4.425%	15.95°
2.	L.S.S.	30,802,260.	1.205%	4.35°
3.	U. S. S.	13,621,076.	0.532%	1.93°
4.	Secretariat,	3,298,342.	0.129%	0.465°
5.	Special Schools,	735,525.	0.029%	0.065°
	Total,	161,957,697.	6.32%	22.76°

- - - -

DECLASSIFIED E.O. 12065 SECTION 3-402/NNDG NO. 77-054

TABLE # 2

PREFECTURAL EDUCATION BUDGET

	Items	Proposed Amount	SOURCES Govm't Subsidy	Special Source	Bond
	Total Education	1,683,605,237.	544,466,984	72,344,427	42,828,000
1	Brd. of Educatin	1,224,000	0		
2	Prim. Schl. Exp.	791,329,460.	386,282,180.	5,459,918.	
3	Jr. High	463,630,513.	167,108,929.	3,806,869.	
4	Sr. High	282,824,594.	12,890,669.	63,033,040.	
5	Blind. Deaf	9,825,130.	758,441.	0	
6	Research Institute	967,830.		0	
7	Promotion of Schl. Educ.	46,503,265.	4,446,405.	0	
8	Promot Social Educ.	7,789,440.	1,368,100.	44,600.	
9	" Physic Educ.	8,068,355.	419,260.	0	
10	Schl. Maint. & Operation	71,442,650.	1,193,000.		42,828,000

* Correction — Percentage of budget increment of Propose
Table No. 3. Govmt Subsidy on School Board — N

DECLASSIFIED E.O. 12065 SECTION 3-402/NNDG NS: 11864

e 2 — Table #3 Comparis

BUDGET FOR 1948 — 4 — 194

SOURCES			Proposed Amount	Govmt Subsidy	SOUR Special Source
ecial urce	Bond	General Income			
		826.	+867,737,461. ✓	+443,940,776. ✓	+54,964,154.
,427	42,828,600.	993,965,716.	or +51.5%	or 77.% more	or 76% mo
		1,224,000.	+27,192,144. ✗ or 23.2 times	+1,226,720. New Fund	0
9,918.		399,587,362.	+395,850,481. ✓ or 50.% more	+171,470,278. ✓ or 44.4% more	+6,484,826. or 119.% mo
6,869.		292,714,715.	+213,650,613. ✓ or 89.% more	+268,482,181. ✓ or 160.% more	+7,823,869. or 205.% mo
3,040.		206,900,885.	+121,768,802. ✓ or 43.% more	+6,974,038. ✓ or 54.% more	+37,884,747. or 60.% more
0		9,066,689.	+13,281,608. ✓ or 135.% more	+487,924. ✓ or 64.4% more	+276,528. ✓ New Fund
0		961,830.	+328,870. ✓ or 33.9% more	0	0
0		42,056,860.	−34,588,515. ✓ or 74.3% Less	−2,536,005. ✓ or 57% less	New Fund 960,15
4,600.		6,376,740.	−3,731,890. ✓ or 48% Less	−1,368,100. ✓ or 100% Less	+131,900. or 296% m
0		1,649,095.	+427,995. ✓ or 53% more	+396,740. ✓ or 94.5% more	New Fund ¥1,400,000.
	42,828,000.	21,421,650.	−66,442,650. ✓ or 93% Less	−1,193,000. ✓ or 100% less.	0

ncrement of Proposed Amount is to be 2390.% more Table #3.
ly on School Board — New Fund of ¥1,226,720.

DECLASSIFIED E.O. 12065 SECTION 3-402/NNDG NO. 11961

Table #3 Comparison of Budgets ~~1949 : 1948~~ %

SOURCES

	Govmt Subsidy	Special Source	Bond	General Income	
	+443,940,776. ✓ or 77.% more	+54,964,154. ✓ or 76% more	-37,828,000. ✓ or 88.5% less	++406,660,528. or 41% more	
	+1,226,720. New Fund	0	0	+25,865,424. or 21.2 times	+2120%
	+171,470,278. ✓ or 44.4% more	+6,487,826. ✓ or 119.% more		+217,693,377. ✓ or 54.5% more	
	+268,482,181. ✓ or 160.% more	+7,823,869. ✓ or 205.% more		+137,345,033. ✓ or 47% more	
	+6,974,038. ✓ or 54.% more	+37,884,747. ✓ or 60.% more		+76,910,017. ✓ or 37% more	
	+487,924. ✓ or 64.4% more	+276,528. ✓ New Fund		+12,517,156. ✓ or 138% more	
				+328,870. ✓ or 33.9% more	
	-2,536,005. ✓ or 57% less	New Fund ✓ 960,150.		-33,013,260. ✓ or 78.6% less	
	-1,368,100. ✓ or 100% less	+131,900. ✓ or 296% more		-2,495,690. ✓ or 39% less	
	+396,740. ✓ or 94.5% more	New Fund ✓1,400,000.		-1,368,745. ✓ or 17.9% less	
	-1,193,000. ✓ or 100% less.	0	-37,828,000. ✓ or 88.5% less.	-27,421,650. ✓ or 100% less.	

Above Table #3.

Table #1

Education Budget for 1949 (1949–1950) (Covering Expenses for Entire Prefecture)

Items		Proposed Amount	sources: Payment of National Government	Special source	Bond	General Income
Expenses for Education		2.551.342.695	1.018.407.760	~~127.308.577~~ 127.308.581	5.000.000	~~1.400.626.3540~~
Details	School Board Expenses	28.416.144	1.226.720	0	0	27.189.424
	Primary School Expenses	1.187.179.941	557.752.458	11.946.744	0	617.480.739
	Junior High School Expenses	877.281,126	435.591.110	11.630.268	0	430.059.748
	Senior High School Expenses	404.593.396	19.864.707	100.417.787	0	283.810.902
	Blind and Deaf School Expenses	23.106.738	1.246.365	276.528	0	21.583.845
	Education Research Institute Expenses	1.296.700	0	0	0	1.296.700
	Promoting School Education	11.914.750	1.910.400	960.750	0	9.043.600
	Promoting Social Education	4.057.550	0	176.500		3.881.050
	Promoting physical Edu.	8.496.350	816.000	1.400.000		6.280.350
	Keeping and Repair of School Buildings	~~5.000.000~~ 2.551.342.695	1.018.407.760	~~127.308.587~~ 0	5.000.000	~~1.400.626.3540~~

Note:
The Proposed Amount (Budget) is the amount actually given to the board.
Special Sources are from Pension Fund paid by each worker from salary, Rents, school tuition and entrance exam. fees. Various contributions are added to this item, too.
General Income comes from Pref. taxes.

DECLASSIFIED E.O. 12065 SECTION 3-402/NND 63

Allowances	扶養手当 Family		35,059,680,00
	勤務地手当 Locality		47,692,017,00
	超過勤務手当 Overtime		7,367,075,00
	普通旅費 Travelling		6,688,960,00
聾盲学校 Blind Deaf Schl-		No. of Persons	144000.ea
	校長 Principals	9名	1,296,000,00
	教諭 Teachers	93名	90,000.ea 8,370,000,00
	養護教諭 Health	12名	1,036,800,00
	寮母 Nurse	20名	1,728,000,00
	主事 Clerk	11名	963,600,00
	実習助手 Vocational Assist	5名	432,000,00
	傭人 Other Employee	14名	672,000,00
	扶養手当 Family Allowance		1,869,600,00

DECLASSIFIED E.O. 12065 SECTION 3-402/NND

勤務地手当	Locality Allowance	4,419,360,00
超過勤務手当	Overtime	397,650,00
普通旅費	Travel Exp.	300,000,00

DECLASSIFIED E.O. 12065 SECTION 3-402/NND

Hyogo Prefecture

Personnel in Different Schools (Status on 1 May, '49)

Classifications / Schools	Public Primary Schl.	Public Jr. High	Pref. & Public Sr. High	Prefec. & Public Blind & Deaf	Total
No. of Schools	631.	356	85.	7.	
Principals	631.	318.	74.	6.	1,029.
Fully Qualified 1st class Teachers	6,897.	5,089.	2,061.	74.	14,121.
Assist. Teachers	3,074.	773.	72.		3,919.
Lecturers			109.	7.	116.
Nurses		21.			21.
Vocational Assist.			126.	15.	141.
Office Clerks	56.				56
Total	10,658.	6,201.	2,442.	102.	19,403.

Note 1. Prefectural and other public Sr. High teachers includes all Day, Night and Special Hour Shool teaching personnels

" 2. Fist class teachers for Prefect. & Public Sr. Highs numbering 2,061 includes 20 clerks in Special Hour (Short Time Schls) schools.

DECLASSIFIED E.O. 12065 SECTION 3 402/NWD NO.

Teaching Personnel 1 May 1949

教員各階級別人員調（昭和二十四年五月一日）

階級／校種	公立小學校	公立中學校	縣立高等學校	縣立盲聾學校	計
學校數	六三一	三五六	八五	七	一、〇二九
學校長	六三一	三一八	七四	六	一、一三一
教諭	六、八九七	五、〇八九	二、〇六一	七四	一四、一九九
助教諭	二、〇七四	七七三	七二		三、〇九一
講師			一〇九	七	一一六
養護婦		二一	一二六	一五	一四一
實習助手					五六
事務取員	五六				二、四四二
合計	一〇、六五八	六、三〇一	二、四四二	一〇二	一九、四〇三

注意 公立高等學校欄は全日制、夜間制及び定時制專任教員を計上す
2、公立高等學校一教諭欄二、〇六一中には定時制主事二〇を含む

DECLASSIFIED E.O. 12065 SECTION 3-402/NNDS MS

Budget 1949- Hyogo Prefecture

昭和24年度当初豫算 Budgets

小學校	Pr. Schl.	~~632校~~ No. of Persons	
校長	Principl	632名	125,700.ea 79,632,000.00
教諭	Teachrs	9960名	73,200. 729,072,000.00
養護教諭	Hygiene Health	95名 Nurses	6,726,000.00
主事	Clerical	79名	5,972,400.00
扶養手当	Family		93,018,240.00
勤務地手当	Areal		118,874,683.00
超過勤務手当	Overtime		27,464,920.00
普通旅費	Travelling Expense		12,919,200.00
中學校	Jr. High		
校長	Principal	361名	127,800.ea 46,135,800.00
教諭	Teacher	7,210名	79,200. 571,032,000.00

Note I. Special Allowances

養護教諭	Health	11名	778,800,00
主事	Clerks	131名	10,532,400,00
扶養手当	Family		87,412,737,00
勤務地手当	Locality		99,960,480,00
超過勤務手当	Overtime		19,427,045,00
普通旅費	Travelling		9,255,600,00

Allowances

高等學校 Sr. High

		No. of Persons	142,700/Person
校長	Principal	54名	7,711,200,00
教諭	Teachers	1,937名	176,654,400,00
養護教諭	Health	50名	3,060,000,00
実習助手	Assist. in Vocational	316名	20,856,000,00
主事	Clerks	235名	18,048,000,00
傭人	Other Employee	420名	19,152,000,00

1948—'49 Educ. Budget SUMMARY

昭和23年度教育費予算（昭和23年—24年）

	Budget 予算	財源 Gov. Subsidy 國庫補助	Special Source 特定財源	Bond 起債	Gen. income 一般歳入
Total 教育費	1.683.605.237	574.466.984	72.344.427	42.828.000	993.965.~~916~~ 826
教育委員会費 Schl Board	1.224.000				1.224.000
小学校費 Prim Schl.	791.329.460	386.282.180	5.459.918		399.587.362
中学校費 Jr. H. S.	463.630.513	167.108.929	3.806.869		292.714.715
高等学校費 Sr. H. S.	282.824.594	12.890.669	63.033.040		206.900.885
聾盲学校費 Blind Deaf	9.825.130	758.441			9.066.689
教育研究所 Research	967.830				~~967~~ 967.830
学校教育振興費 Prom. of Schl. Educ.	46.503.265	4.446.405			42.056.860
社会教育振興費 Prom. of Social Ed.	7.789.440	1.368.100	44.600		6.376.740
体育振興費 Physical Educ. Promotion	8.068.355	419.260			7.649.095
営繕費 Operation & Maintenance	71.442.650	1.193.000		42.828.000	27.421.650

Detail

廿四年度分予算書ハインクニテノ英文ノモノ