DECLASSIFIED E.O. 12065 SECTION 3-402/NNDG NO. 775013

After withdrawal of these products, the Mother Liquid (Magnesium Chloride), with effect of Slaked Lime produces Calcium Chloride and a sub-product Magnesium Hydroxide and the effect of Carbon Dioxide gas on it produces Magnesium Carbonate.

V. Production Capacity.

One (1) Lime-stone Kiln produces approximately 1 ton of Slaked Lime per day; an annual production of approximately 250 tons.

Three (3) Kilns in operation and 1 Kiln kept in reserve for emergency will produce 750 tons annually.

Materials necessary.

1500 tons of Limestone, 370 tons of smokeless coal and a small quantity of electric power and water.

Furthermore, the annual production of Slake Lime 750 tons, minus 90 tons consumed in producing Calcium Chloride leaves approximately 660 tons of Slaked Lime, which is indespensible and in great demand as agricultural fertilizer.

DECLASSIFIED E.O. 12065 SECTION 3-402/NNDG NO. 775013

YAMAGUCHI PREFECTURE
GOVERNMENT

June 21st, 1948

TO: The Commander of Yamaguchi Military Government Team.

Subject: Accompaning Letter

Sir:

I have the honor to state that the actual investigation, having been initiated on receipt of an application as the attached sheet by the present of the Asahi Salt M.F.G. Co. Ltd., revealed that his application was rational and proper.

We beg special consideration on this matter and may we anticipate a favourable decision.

Yours respectfully.

Tatsuo Tanaka

TATSUO TANAKA
Governor,
Yamaguchi Prefecture.

DECLASSIFIED E.O. 12065 SECTION 3-402/NNDG NO. 775013

File 15B
File No. 867

GOVERNMENT RAILWAY

SHIMONOSEKI ~~RAILWAY SUBDIVISION OFFICE~~
District Construction & Maintenance Office

SDCMO, JGR.
No.
10 June, 1948

TO: The Military Government Team,
YAMAGUCHI.

45-4
II

SUBJECT: Report - Utilization of Goods in Stock

We have the pleasure in submitting the attached Report about Utilization of Staple Goods in Stock by Order through Yamaguchi Prefectural Governor, No.1001, dated 1 June, 1948.

IM/IM

T. Koga
(T. KOGA)
for Director, Shimonoseki
District Construction
& Maintenance Office,
Jap. Gov't Rly.

DECLASSIFIED E.O. 12065 SECTION 3-402/NNDG NO. 775013

GOVERNMENT RAILWAY

SHIMONOSEKI ~~RAILWAY SUBDIVISION OFFICE~~
District Construction & Maintenance Office

REPORT - UTILIZATION OF STAPLE GOODS IN STOCK

Date of Investigation:- 1 June, 1948

Shimonoseki District Construction & Maintenance Office, Japanese Government Railway

No.	NAME OF GOODS	UNIT	QUANTITY			REMARKS
			Balance ult.	Utility inst.	Balance	
1	Coal	ton	89	9	80	
5	Semi Solid Oil & Asphalt	"	96.7		0	Please cancel this item, for we mistook these for petroleum in the former report
7	Other Petroleum	kilo litre			85	Please add this, for we mistook petroleum for Semi-solid Oil. Shortage be cancelled, for it is needless to report.
9	Nail	kg	8,610	670	7,940	
10	Wire	"	1,669		1,669	
11	Iron wire	"	3,645		3,645	
12	Galvanized sheet iron	"	3,606		3,606	
14	Plate-glass	case	22	2	20	
15	Asbestos	kg	550		550	
17	Waste Gum	ton	3		3	
20	Paper	lb	1,077	400	677	
25	Steel	ton	332.2		332.2	
27	Steel rope	"	3.8		3.8	
29	Steel-scraps	"	51		51	
31	Lead	"	11		11	
33	Tin	kg	270		270	
38	Telegraphic wire	ton	13.9		13.9	
68	Other Fibre manufactures	lb	1,400		1,400	
73	Rope & Net	"	6,300		6,300	
74	Shoes & Canvas shoes	pair	525	2	523	

DECLASSIFIED E.O. 12065 SECTION 3-402/NNDG NO. 775013

4.C

45-4
II

HIKARI PULP KOGYO KABUSHIKI KAISHA
No. 4408 Mitsui, Hikari City,
Yamaguchi Prefecture.

4 May 1948.

To: Commanding Officer;
Yamaguchi Military Govt.,Team.
Yamaguchi City.

Subject: UTILIZATION OF SALVAGE MACHINES.

Sir;

We have, through your good offices, received part of the paper manufacturing installation, released from the ex-Hikari naval arsenal and are making plans for the utilization of these installations for the purpose of paper manufacturing. However, these installations have been damaged and the building destroyed by fire. In addition to damages by fire, these machinery having been exposed to wind and rain for two years and 8 months since the termination of the war, is in a severe state of corrosion and practically unserviceable.

Part of these installations, foundations of machinery, including the Beater Tub, Stuff Chest and like installations made of concrete, still remains in the damaged state but serviceable upon repairs. We would like to conduct paper manufacturing operations by utilization of these installations and foundations of machinery damaged by fire, upon removal of unserviceable machinery and parts, by application of extensive repairs and by purchase and replenishment of parts.

We beg your consideration upon this matter, and your authorization for the utilization of these installations will be appreciated.

For your reference, please find attached herewith; Details as to measures for utilization, extent of damage and arrangement of installations.

Yours truly,

Teiji Isobe

(Teiji Isobe)
Director
Hikari Pulp Kogyo Kabushiki Kaisha

DECLASSIFIED E.O. 12065 SECTION 3-402/NNDG NO. 775013

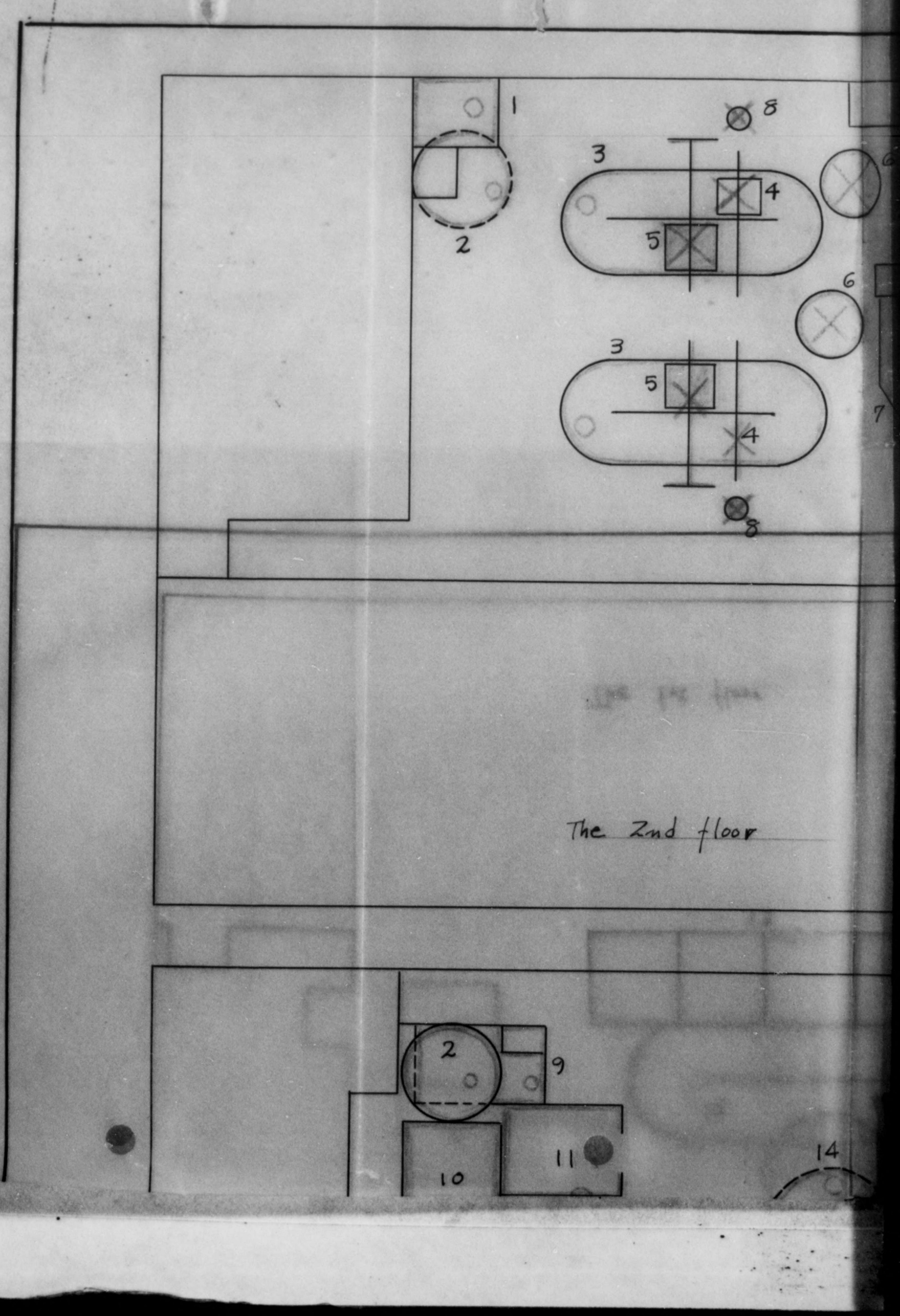

The 2nd floor

DECLASSIFIED E.O. 12065 SECTION 3-402/NNDG NO. 775013

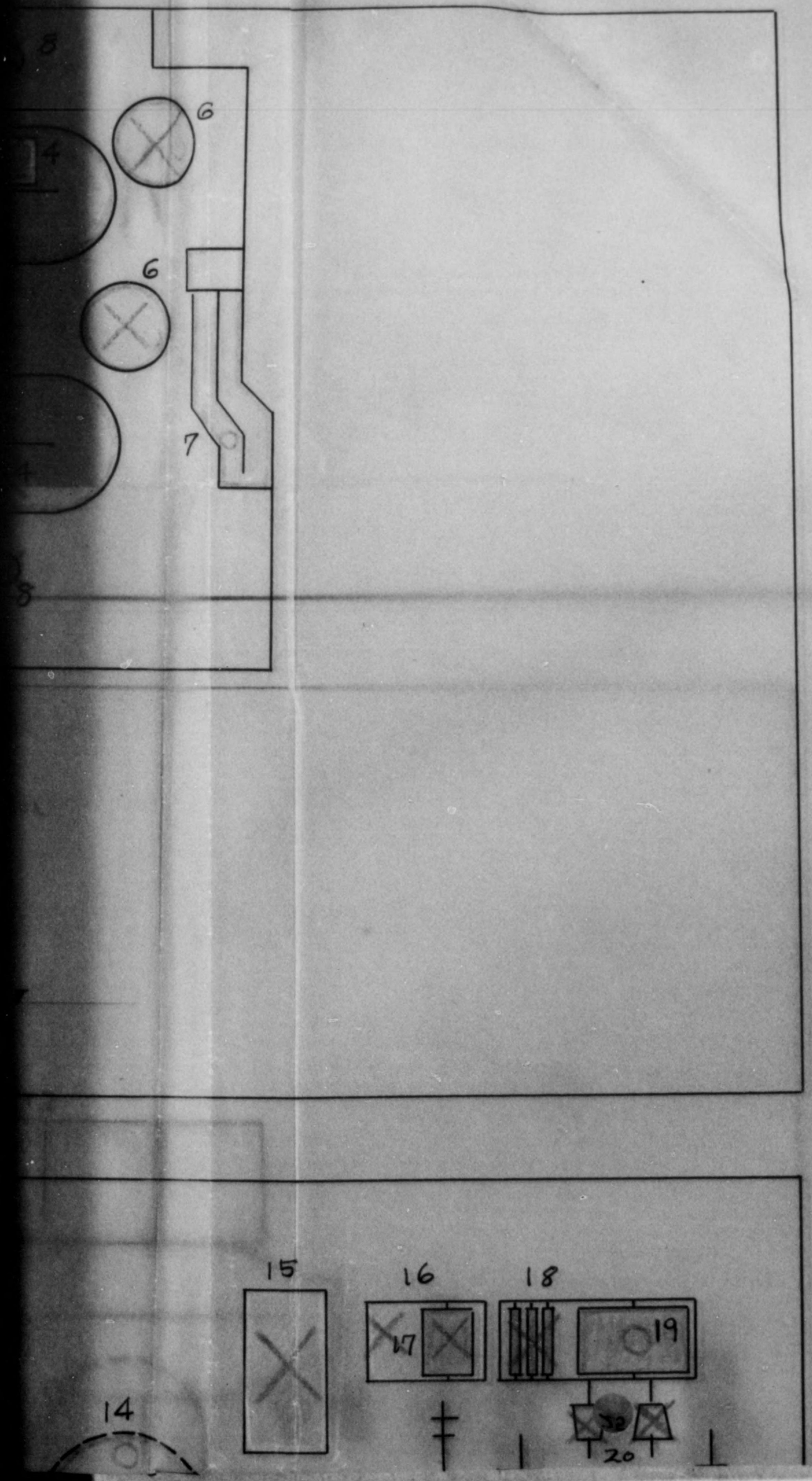

number	name
1	Bleaching ligour tan
2	Bleaching powder dis
3	Beater
4	" washer dru
5	" roll
6	Edge runner
7	Riffler
8	3 phase induction
9	Bleaching ligour
10	Drainer
11	"
12	Stuff chest
13	Maceration tan
14	Stuff chest
15	Screen
16	Flow box
17	Cylinder
18	Press part of pa
19	Dryer of
20	Cone pulley
21	"
22	Counter shaft
23	Stuff pump
24	"
25	Nash pump
26	3 phase inducti

DECLASSIFIED E.O. 12065 SECTION 3-402/NNDG NO. 775013

	name	structure	degree of damage	
	Bleaching ligour tank	Concrete	Some parts broken.	usable
	Bleaching powder dissolving tank	"	"	"
	Beater	"	"	"
	" washer drum	Wood & cast iron	Not perfect condition by air-raid.	not usa
	" roll	steel	"	"
	Edge runner	stone & steel	Damaged by air-raid.	"
	Riffler	Concrete	Some parts broken.	usable
	3 phase induction motor		Not perfect condition by air-raid.	not usa
	Bleaching ligour tank	Concrete	Some parts broken.	usable
0	Drainer	"	"	"
1	"	"	"	"
2	Stuff chest	"	"	"
3	Maceration tank	"	"	"
4	Stuff chest	"	"	"
5	Screen	Wood & steel	Burned by air-raid.	not usab
6	Flow box	Wood	"	"
7	Cylinder	Bronze	Not perfect condition by air-raid.	"
8	Press part of paper machine	Cast iron	Damaged by air-raid.	"
9	Dryer of "	Steel	Burned by air-raid.	usable
0	Cone pulley	"	Damaged by air-raid.	not usab
1	"	"	"	"
2	Counter shaft & pulley	Cast iron & steel	Burned by air-raid.	"
3	Stuff pump	Cast iron	Not perfect condition by air-raid.	"
4	"	"	"	"
5	Nash pump	"	"	"
6	3 phase induction motor		"	"

DECLASSIFIED E.O. 12065 SECTION 3-402/NNDG NO. 775013

damage	remarks
usable	Going to be repaired.
"	"
"	"
air-raid. not usable	Exchange with new one.
"	"
"	"
usable	Going to be repaired.
by air-raid. not usable	Exchange with new one.
usable	Going to be repaired
"	"
"	"
"	"
"	"
"	"
not usable	Exchange with new one.
"	"
by air-raid. "	"
"	"
usable	Going to be polished and repaired.
not usable	Exchange with new one.
"	"
"	"
by air-raid. "	"
"	"
"	"
"	"
"	"
"	"

DECLASSIFIED E.O. 12065 SECTION 3-402/NNDG NO. 775013

The 2nd floor

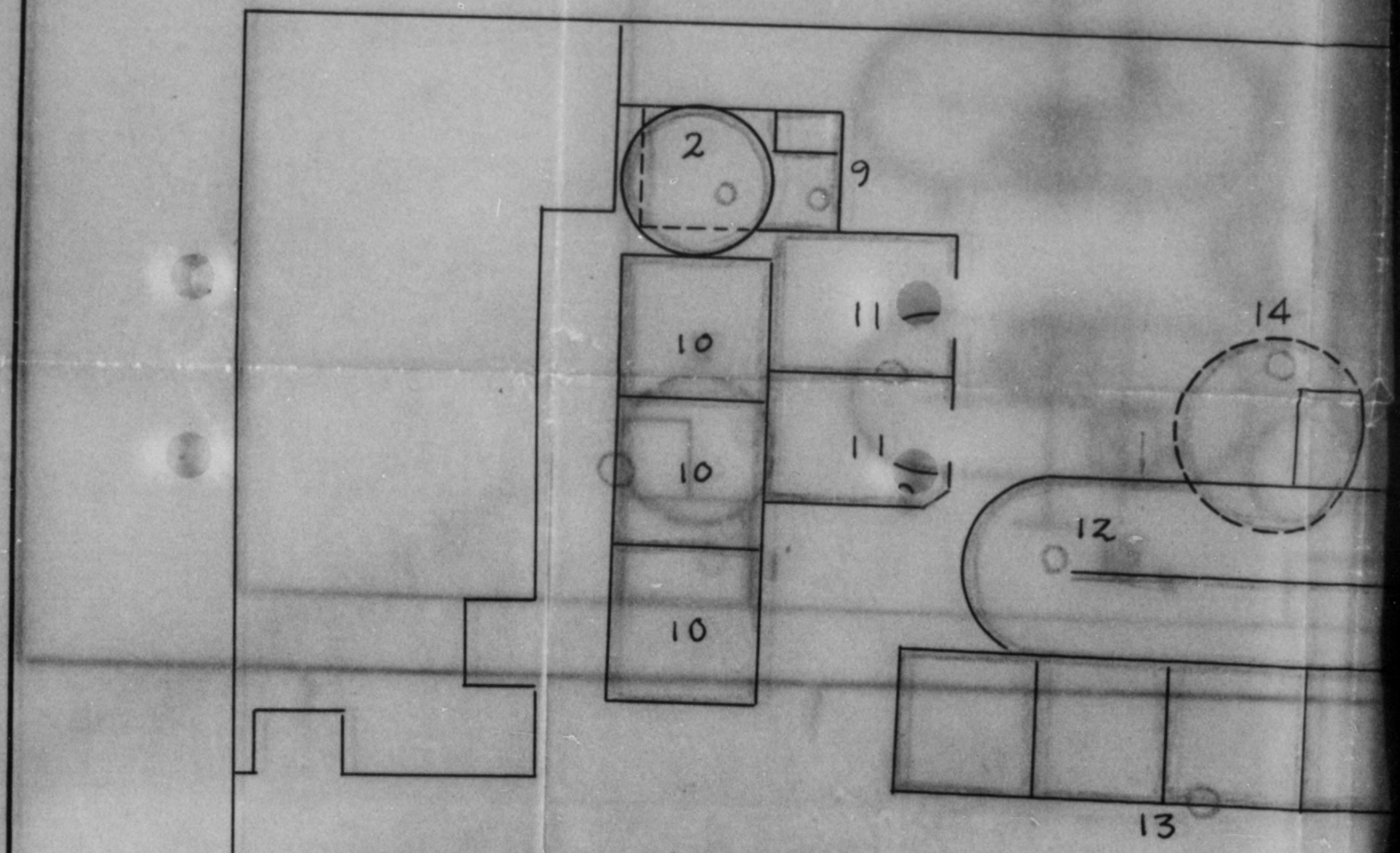

The 1st floor

DECLASSIFIED E.O. 12065 SECTION 3-402/NNDG NO. 775013

floor

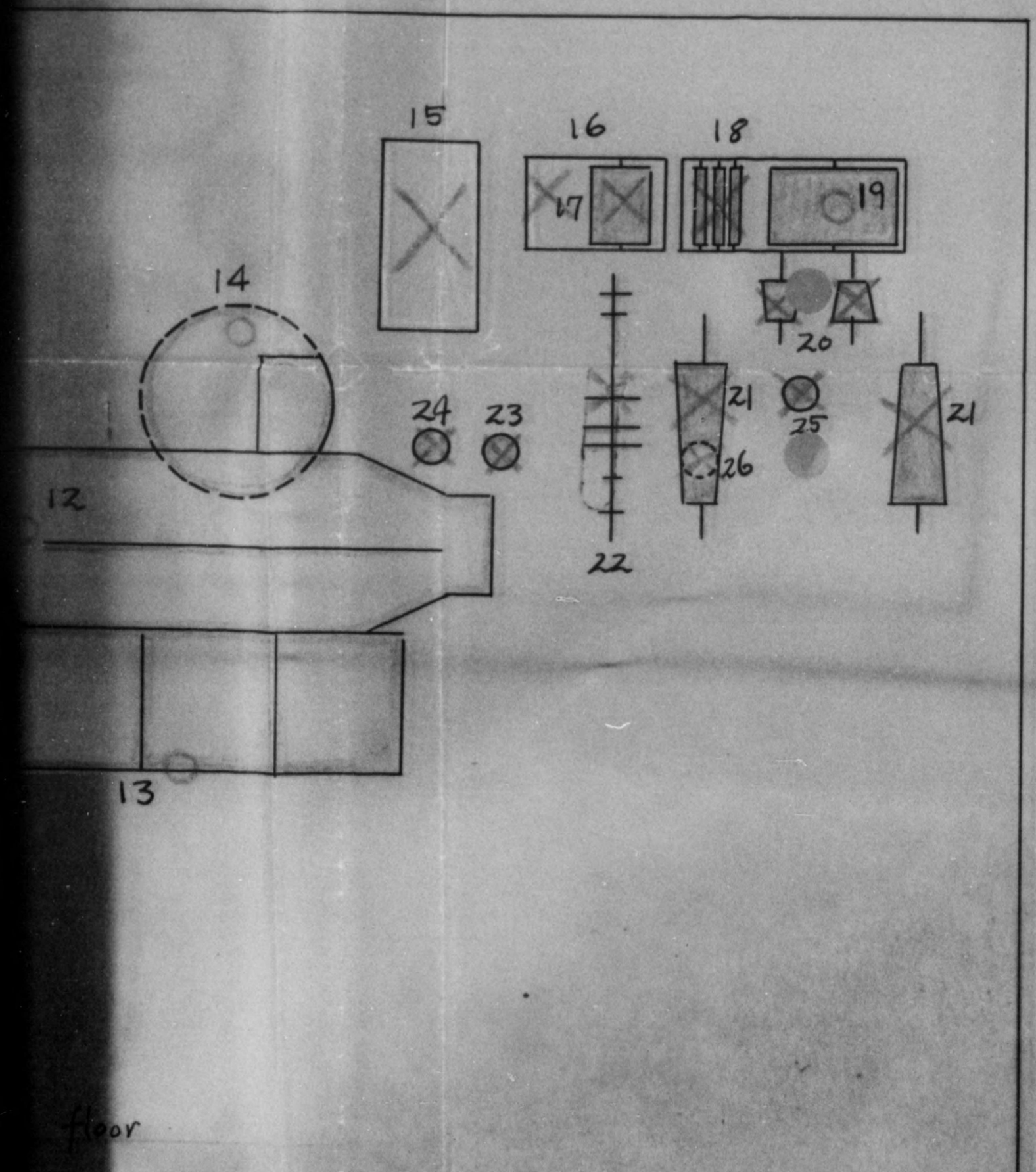

floor

17	Cylinder
18	Press part
19	Dryer
20	Cone pu
21	"
22	Counter s
23	Stuff
24	"
25	Nash p
26	3 phase
2	

5 ..... steel

..... wood

..... Concr

X ..... not u

○ ..... usab

DECLASSIFIED E.O. 12065 SECTION 3-402/NNDG NO. 775013

17	Cylinder		
18	Press part of paper machine	Cast iron	Damaged by air-raid.
19	Dryer of "	Steel	Burned by air-raid.
20	Cone pulley	"	Damaged by air-raid.
21	"	"	"
22	Counter shaft & pulley	Cast iron & steel	Burned by air-raid.
23	Stuff pump	Cast iron	Not perfect condition by
24	"	"	"
25	Nash pump	"	"
26	3 phase induction motor		"

5

..... steel, cast iron, bronze

..... wood

..... concrete, stone

X ..... not usable

○ ..... usable

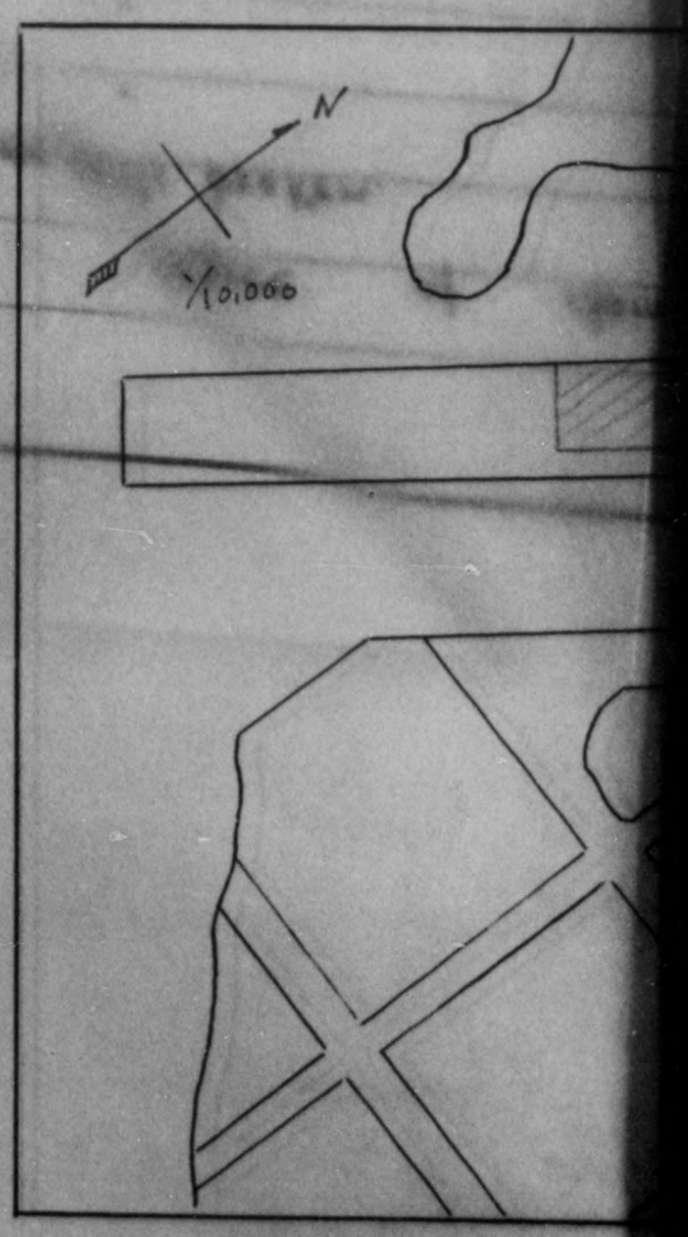

DECLASSIFIED E.O. 12065 SECTION 3-402/NNDG NO. 775013

ron	Damaged by air-raid.	"	"
	Burned by air-raid.	usable	Going to be polished and repaired.
	Damaged by air-raid.	not usable	Exchange with new one.
	"	"	"
steel	Burned by air-raid.	"	"
on	Not perfect condition by air-raid.	"	"
	"	"	"
	"	"	"
	"	"	"
	"	"	"

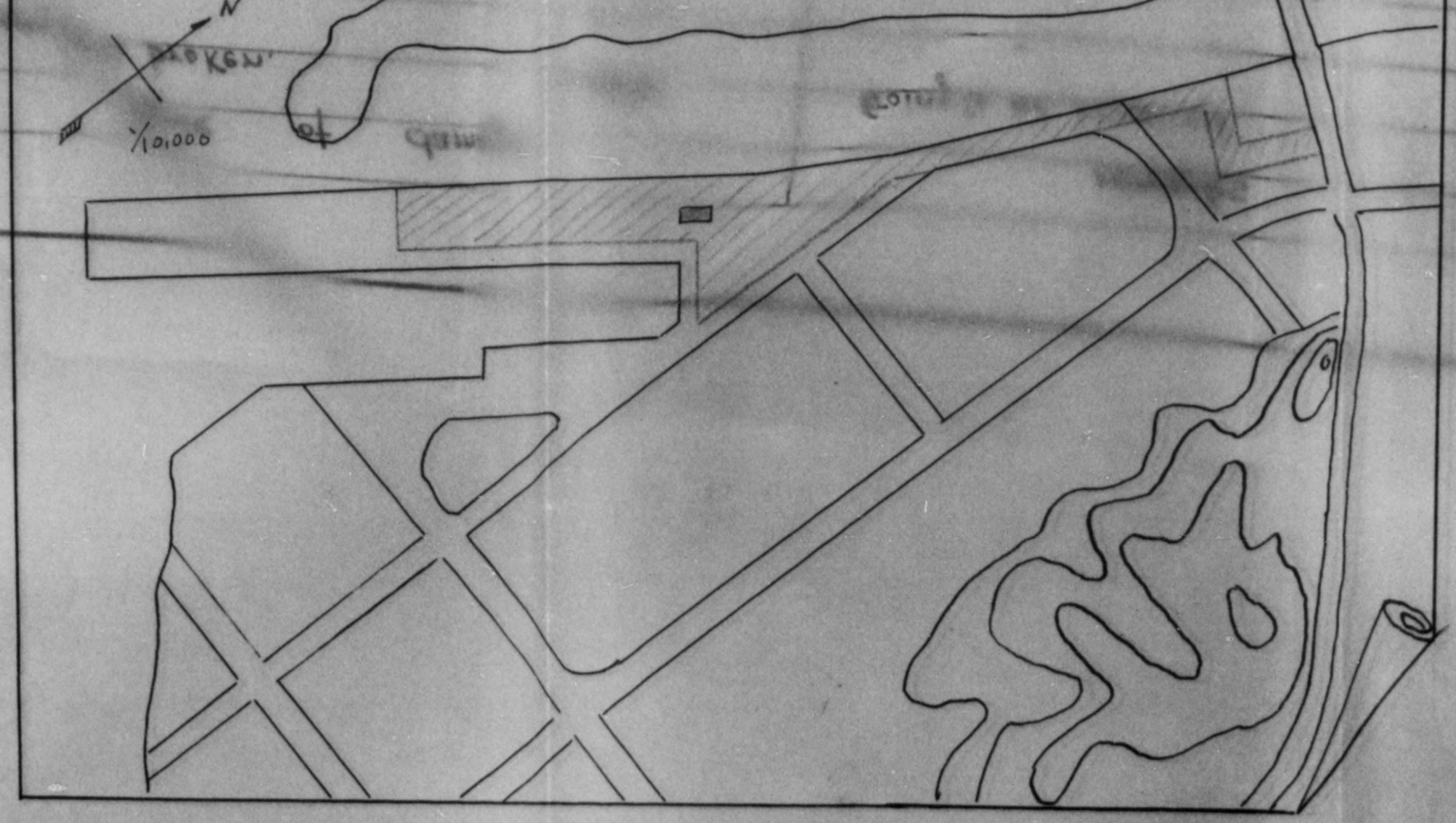

DECLASSIFIED E.O. 12065 SECTION 3-402/NNDG NO. 775013

"	"
usable	Going to be polished and repaired.
not usable	Exchange with new one.
"	"
"	"
by air-raid. "	"
"	"
"	"
"	"

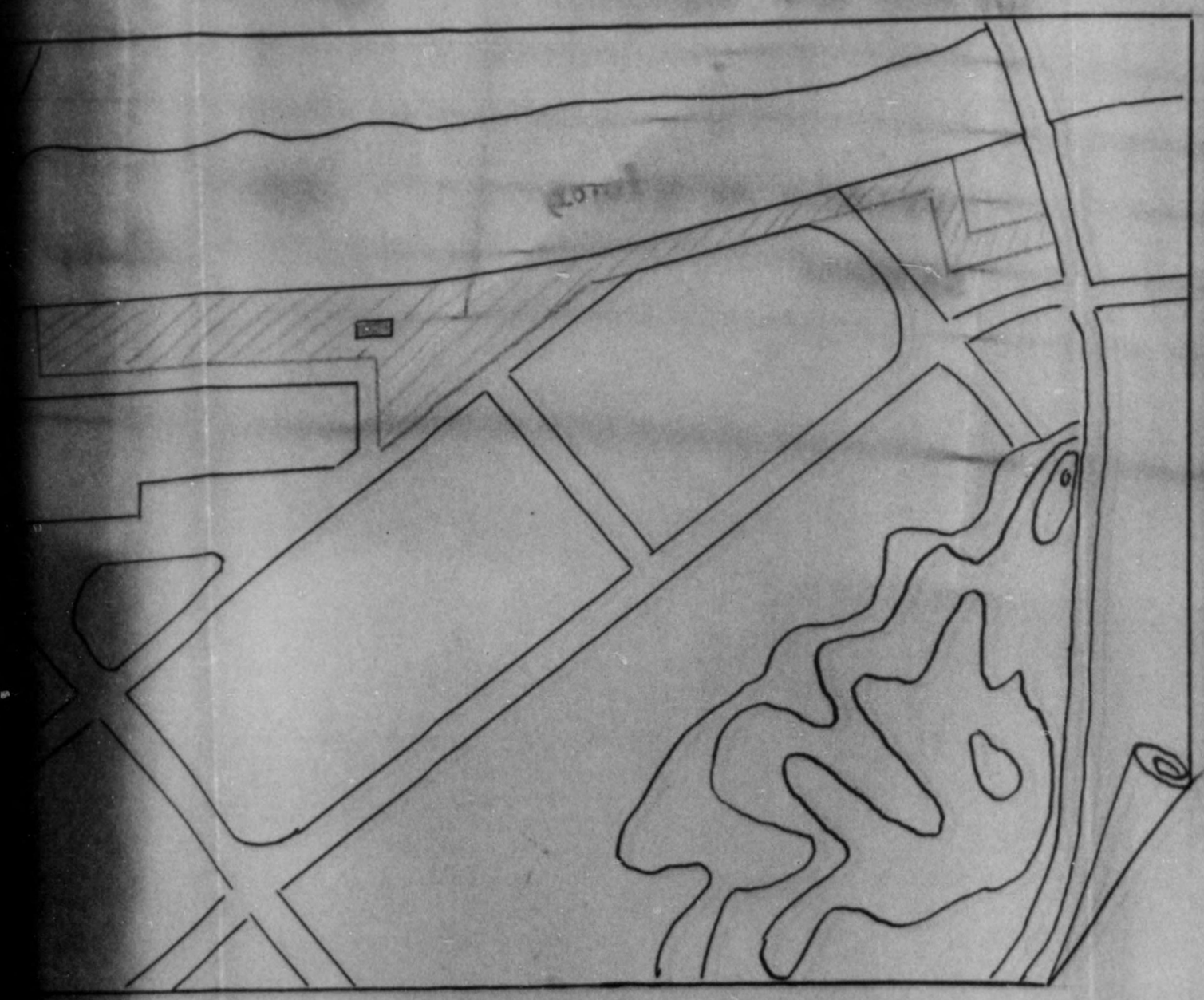

DECLASSIFIED E.O. 12065 SECTION 3-402/NNDG NO. 775013

A.G
52.C
MISC

HIKARI OFFICE
HIROSHIMA FINANCE BUREAU
27 APR. 1948

TO: Commanding Officer;
Yamaguchi Military Govt. Team.
Yamaguchi.

45-4
II

SUBJECT: Application for permission of temporary use of Reparations Machinery.

We beg to submit herewith, an application for permission of temporary use of machinery listed below, necessary for the purpose of removing from the ex-Hikari naval arsenal, machinery and equipment released by the Allied Forces. (Navy and Special Measures)

Code No.	Nomenclature	Quantity	Location
45-4-2737	Revolving Crane	1	ex-Hikari naval arsenal western pond.
45-4-2738	" "	1	"

Period to be used; to 31 August, 1948.

6 May 48
Approved
FCW
for CO

Chief of
Hikari Office
Hiroshima Finance Bureau

.....T. Nakata.....
(T. Nakata)

Chief of
Yamaguchi District
Hiroshima Finance Bureau

.....Ichiro Tsukamoto.....
(I. Tsukamoto)

DECLASSIFIED E.O. 12065 SECTION 3-402/NNDG NO. 775013

COPY

Hikari, Jan 31, 1948

To: Yamaguchi Military Government Team

From: Hikari Plant, Takeda Pharmaceutical Industries, Ltd.

Re: Petition for the temporary use of a part of integrated facility

45-4 II

We beg to petition your authority to kindly permit us the temporary use of a part of integrated facility located at Ex-Hikari Naval Arsenal as per the particulars undermentioned:

Integrated facility No:	45-4-7CI
Name and particulars:	Steel Chimney, 50 meters in length, 2.3 meters in average diameter
Use for	For Sulzol (sulfathiazol) plant located at No.G area of Hikari Plant of Takeda Pharmaceutical Industries, Ltd., Hikari City

Hikari Plant,
Takeda Pharmaceutical Industries Ltd.

/s/ T. Nakamura
/t/ T. Nakamura
(Manager)

/s/ Ichiro Tsukamoto
/t/ Ichiro Tsukamoto
Chief of Yamaguchi Finance Bureau

Incl #1

COPY

DECLASSIFIED E.O. 12065 SECTION 3-402/NNDG NO. 775013

C O P Y

Additional remarks referring to the chimney applied for temporary use

1. Location: At the Steel Shop in Ex-Hikari Naval Arsenal

2. Size & type Iron chimney, 2,060 mm, in dia. at the top, 50 meters in height Approximate weight: 40 tons without fire brick.

3. Boilers to be connected with this chimney:
   a. Type "Kewany" type, heating surface 183 m^2 and 140 m^2 each.
   b. Quantity of coal 600 kgs/hour and 150 kgs/hour each.

4. 1 more boiler will be added to the above in future.

5. Capacity of chimney suitable for the 3 boilers above mentioned: 1,600 mm. in dia. and 50 meters in height

6. As the quality of coal available nowaday is inferior (4,000 to 3,500 calory), size of the chimney must be bigger than that of Item No.5.

7. Due to the reasons above mentioned, the size of this chimney is quite suitable for our use.

The reasons we want this chimney: Sulzol (sulfathiazole) is authorized by GHQPH and Welfare Ministry of Japanese Government as one of the most important medicines in Japan at present, and to meet with this requirement we are doing our best to speed up and complete the construction of the Plant up to the end of April at least. Should we be forced to build the necessary chimney newly, we must wait another 4 months to have the new chimney. Supposed we build the new chimney with cement, it is almost impossible to buy the cement necessary for the construction of chimney, and this is quite same in the case of iron chimney.

Hikari Plant
Takeda Pharmaceuital Industries Ltd.
Hikari City

/s/ T. Nakamura
/t/ T. Nakamura
(Manager)

DECLASSIFIED E.O. 12065 SECTION 3-402/NNDG NO. 775013

file

Memorandum

14th Jan. 1948

To: Yamaguchi Military Government Team.

From: Hikari Branch Hatabu Workshop
Hiroshima Division Railway Government.

no action

15B

Dear Sirs,

45-4 II

I beg to inform you that the name of the repartion machines which you have unofficially permitted us of its on 1st Dec. 1947, when you have visited Hikari, realizing the necessity of more machines according to the progress of operations in our Factory are as per the attached sheet.

Hikari Branch Hatabu Workshop
Hiroshima Division Railway Government.

Hiroshi Kitaoka.
(Hiroshi Kitaoka)

Hikari Branch Office,
Hiroshima Financial Bureau.

Hiroshi Okada.
(Hiroshi Okada)

Ichiro Tsukamoto
(ICHIRO TSUKAMOTO)
Chiefof Yamaguchi Finance Bureau

DECLASSIFIED E.O. 12065 SECTION 3-402/NNDG NO. 775013

List of machines applied for temporary use (unofficial)

Name of Machine	Code No.	Class	Characteristic	Fitting	location	Remarks (use for)
~~Induction Motor~~	~~45-4-640~~	~~1~~	~~10 HP~~		Ex-Hikari Arsenal	Repair of Automobile.
~~"~~	~~641~~	~~1~~	~~10 HP~~		"	"
Upright drilling Machine	698	1		Motor ½ HP	"	"
Engine Lathe	815	1	460 x 1000	Motor 7.5 HP	"	"
Induction Motor	890	1	50 HP		"	"
"	891	1	20 ~~K~~KW		"	"
D.C.Motor	903	1	50 HP		"	"
Induction Motor	948	1	5 HP		"	"
"	974	1	7.5 HP		"	"
Blower	1031	1		Motor 5 HP	"	"
~~Induction Motor~~	~~1047~~	~~1~~	~~10 HP~~		"	"
"	1051	1	10 HP		"	"
Blower	1074	1	30m^3/min		"	"
Trans Former	1099	1	50 K.V.A.		"	"
"	1100	1	50 K.V.A.		"	"
"	1101	1	50 K.V.A.		"	"
D.C.Generater	1118	1	20 KW		"	"
A.C.Electric welder	1235	1	29.3 K.V.A. 300 A.		"	"
"	1237	1	"		"	"
"	1243	2	16.5 K.V.A. 400 A.		"	"
"	1257	1	10.5 K.V.A. 200 A.		"	"
"	1258	1	"		"	"
Hack sawing Machine	1468	1	Cutting dia 150 mm	Motor 1 HP	"	"
Tool Grinding Machine	1476	1	Dia 500 mm	Motor 3 HP	"	"
Upright Drilling Machine	1688	2	Drilling capacity	8 mm Motor 1 HP	"	"
Tool Grinding Machine	1809	1	Dia of grinding wheel 450 mm	Motor 5 HP	"	"

DECLASSIFIED E.O. 12065 SECTION 3-402/NNDG NO. 775013

Name of Machine	Code No.	Class	Characteristic	Fitting	Location	Remarks (use for)
Over head Travelling Crane	45-4-1813	1	10 Ton	7.5 KW2 3 KW 1	Ex-Hikari Arsenal	Repair of Automobile.
Turret Lathe	1825	1	No 4	Motor 9 HP	"	"
Electric Furnace	1890	1	900°C 200 V		"	"
D.C. Electric Arc welder	1905	2	10 KW		"	"
"	1909	2	10 KW		"	"
"	1910	2	10 KW		"	"
"	1911	2	10 KW		"	"
Radial Drilling Machine	1916	1	No.4 1400		"	"
Induction Motor	2100	1	7.5 HP		"	"
Chyano-Tyre	2110	3	Peper width 1200 mm	Motor $\frac{1}{8}$HP	"	"
Wood planing Machine	2151	2	Table 2000 mm x 480 mm		"	"
"	2152	2	"		"	"
Power unit	2170	1	7.5 HP		"	"
Vertical Turret Lathe	2218	2	Table 800		"	"
Cupola	2233	2	Cup 500 Kg		"	"
Wood band Sawing Machine	2953	2	Mix cutting dia 1)0 mm		"	"
Grinding wheel	2987	2	Dia 200		"	"
Resistance Furnace	3279	1	60 - 20 V.		"	"
Elevator	3948	3	10 Ton Lift 5 m		"	"
Surface Plate	3949	1	4 m x 1.8 m		"	"
"	3950	1	"		"	"
"	3951	1	"		"	"
"	3952	1	"		"	"
"	3953	1	3.33 m x 1.82 m		"	"
"	3954	1	2.65 m x 1.92 m		"	"
"	3955	1	"		"	"
"	3956	1	"		"	"

Total ~~50~~ 50 machines

DECLASSIFIED E.O. 12065 SECTION 3-402/NNDG NO. 775013

GOVERNMENT RAILWAY
HIROSHIMA RAILWAY DIVISION OFFICE

1813

27 Nov. 1947

45-4
II

To: Major Robertson, C.O.,
Yamaguchi Military Government Team.

SUBJECT: On the temporary use of Former Hikari Navy Arsenal (Hikari Branch Shop, Hatabu Railway Workshop)

Respecting the temporary use of the above arsenal, we have been authorized by the letter dated 16 Aug. 1946 your Headquarters.

But recently, on the occasion of operation beginned at Hikari Branch Shop, Hatabu Workshop, we should like to carry out track improvement works according to the enclosed plan in order to take advantage of the plant equipment.

We beg you that this Sheme may be authorized.

ITEM	KIND	QUANT.
New establishment of rail	30 kg. rail	364 m.
Movement of rail	"	22 m.
Dismantling of rail	"	20 m.
New establishment of points		2 sets
New establishment of bar stop		1
Movement of fence	bamboo fence	100 m.

S. Yasuda

Y. Obata,
Director of Hiroshima Railway
Division Office.

Approved. 28 Nov. 47 for
Maj.

DECLASSIFIED E.O. 12065 SECTION 3-402/NNDG NO. 775013

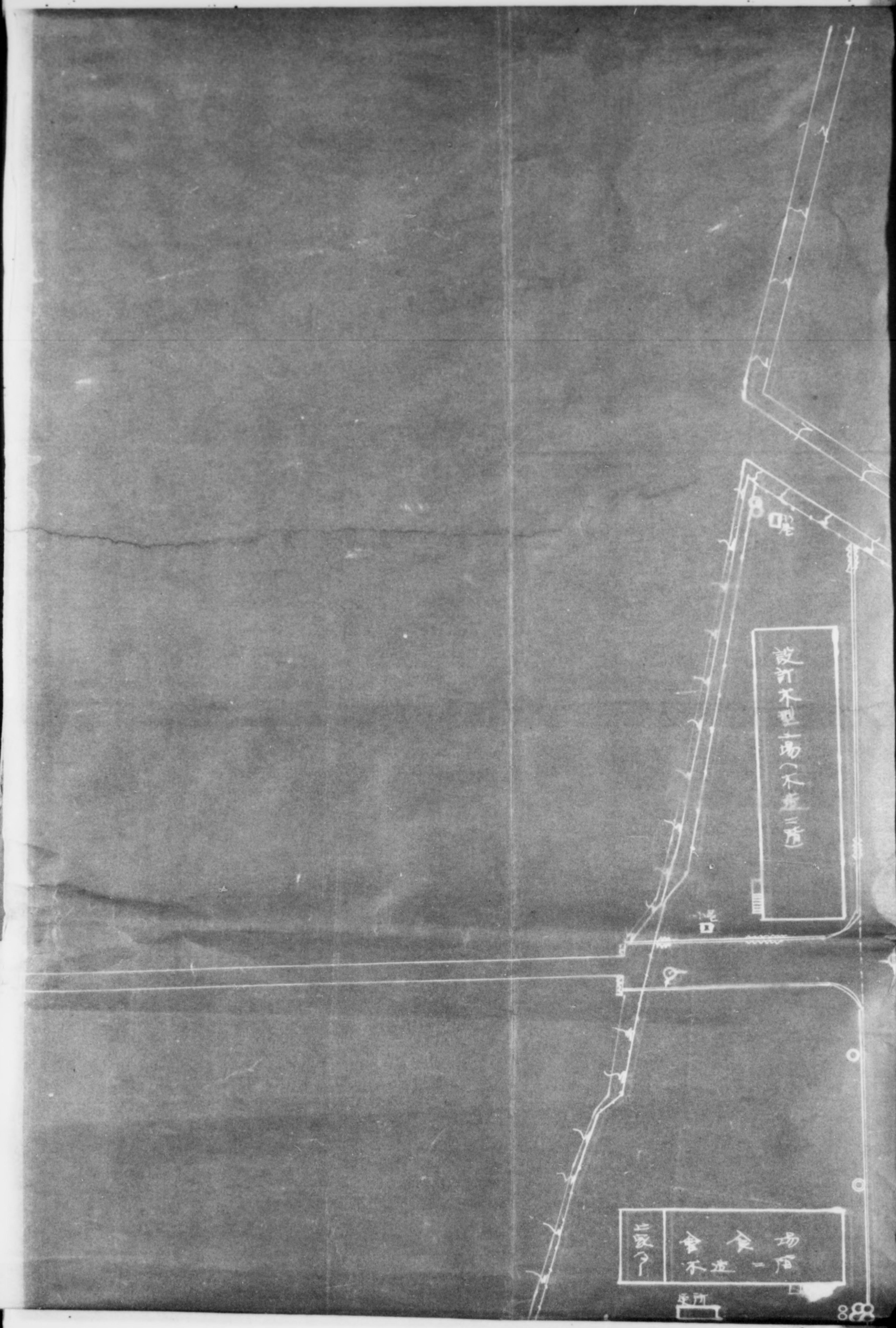

DECLASSIFIED E.O. 12065 SECTION 3-402/NNDG NO. 775013



DECLASSIFIED E.O. 12065 SECTION 3-402/NNDG NO. 775013



DECLASSIFIED E.O. 12065 SECTION 3-402/NNDG NO. 775013



DECLASSIFIED E.O. 12065 SECTION 3-402/NNDG NO. 775013



DECLASSIFIED E.O. 12065 SECTION 3-402/NNDG NO. 775013

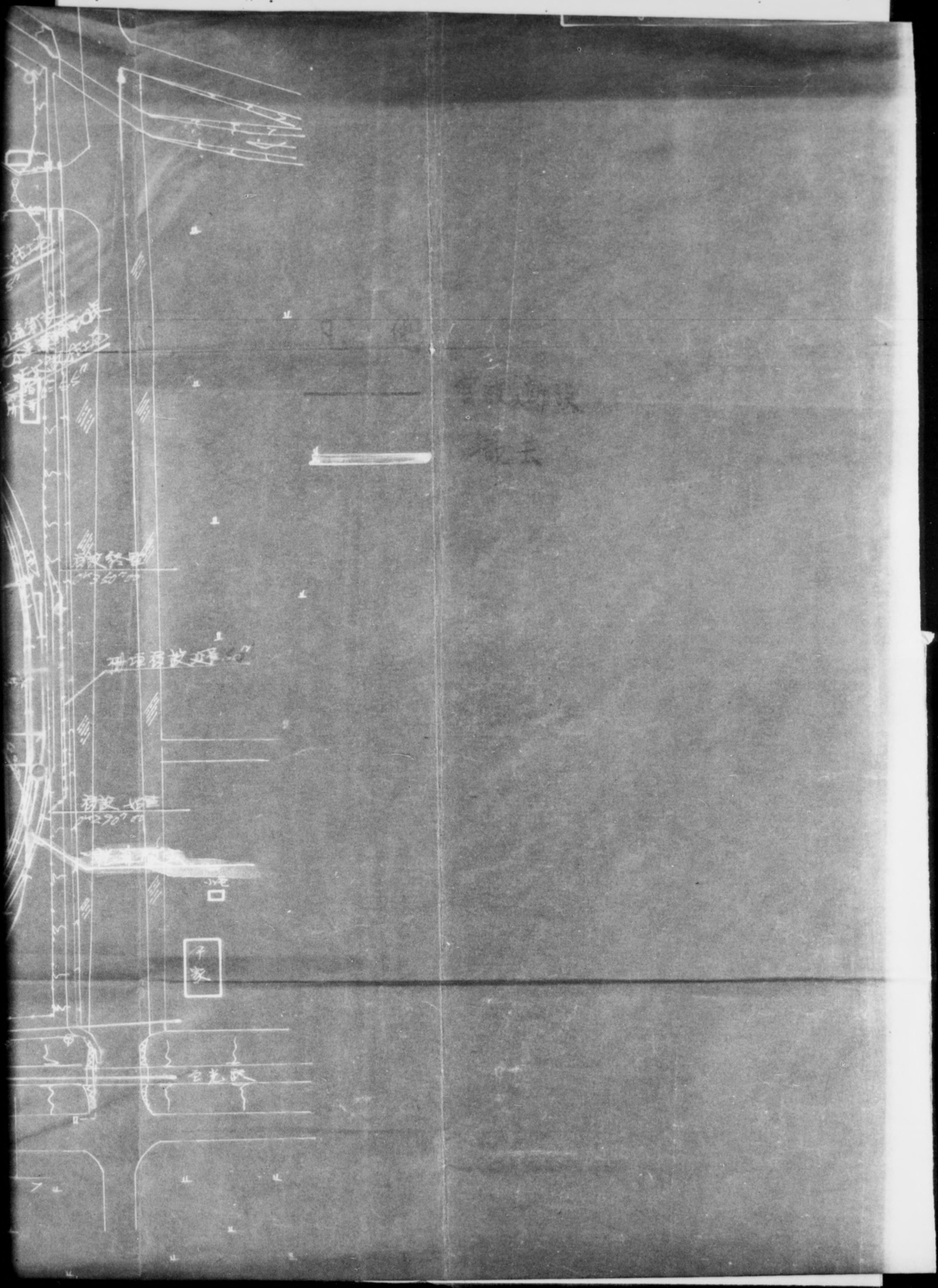

DECLASSIFIED E.O. 12065 SECTION 3-402/NNDG NO. 775013



DECLASSIFIED E.O. 12065 SECTION 3-402/NNDG NO. 775013



DECLASSIFIED E.O. 12065 SECTION 3-402/NNDG NO. 775013

DECLASSIFIED E.O. 12065 SECTION 3-402/NNDG NO. 775013

Q1

BASIC: Ltr, Hq Yamaguchi Mil Govt Team, APO 317, subj: Temporary Loan of Reparations Machinery, dated 17 May 1947

CMGR 004 5th Ind D/WN/wt

Headquarters, Chugoku Military Government Region, APO 317, Kure, Honshu
24 November 1947

TO: Commanding Officer, Yamaguchi Military Government Team, APO 317

Your attention is invited to 3rd indorsement.

BY ORDER OF COLONEL SNYDER:

45-4
II

1 Incl:-
n/c

JERRY W. TOM
1st Lt, AC
Adjutant

5668

DECLASSIFIED E.O. 12065 SECTION 3-402/NNDG NO. 775013

BASIC: Ltr, Hq Yamaguchi Mil Govt Team, APO 317, subj: Temporary Loan of Reparations Machinery, dated 17 May 1947

CMGR 004 5th Ind D/WN/wt

Headquarters, Chugoku Military Government Region, APO 317, Kure, Honshu
24 November 1947

TO: Commanding Officer, Yamaguchi Military Government Team, APO 317

Your attention is invited to 3rd indorsement.

BY ORDER OF COLONEL SNYDER:

1 Incl:
n/c

JERRY W. TOM
1st Lt, AC
Adjutant

5668

DECLASSIFIED E.O. 12065 SECTION 3-402/NNDG NO. 775013

FTJ/ko

HEADQUARTERS
YAMAGUCHI MILITARY GOVERNMENT TEAM
YAMAGUCHI, HONSHU, JAPAN
APO 317

17 May 1947

Serial No. 587-B

SUBJECT: Temporary Loan of Reparations Machinery.

THRU: Commanding Officer, Chugoku Military Government Region, APO 317, Kure, Honshu.

TO: Commanding General, Eighth Army, APO 343.
Attention: Military Government Section,
Reparations Branch.

1. Attached as inclosure is petition from Fuji Transporting and Conveying Machinery Corporation, Onoda City, requesting the temporary loan of seventy-seven (77) reparations machines from Hikari Naval Arsenal for the purpose of manufacturing mining equipment and farming tools.

2. This equipment would be used on the arsenal grounds and would be immediately available at time of reparations removal.

3. It is believed that this machinery could be more efficiently maintained in use than in present idleness.

4. On the basis of the acute need for these proposed products, approval of this loan is recommended.

Alfred P. Robertson
ALFRED P. ROBERTSON
Major, Infantry
SMGO

Incl:
Petition fr Fuji Transporting
and Conveying Machinery Corporation.

7805 .J668

DECLASSIFIED E.O. 12065 SECTION 3-402/NNDG NO. 775013

9

BASIC: Ltr. HQ Yamaguchi Military Govt Team, APO 317, dd 17 May 1947, Serial No. 587-B, subject: Temporary Loan of Reparations Machinery

GHQ SCAP 21 JUN 1947 ACCOUNTING RECORDS

1st Ind D/ETE/bm

Headquarters, Chugoku Military Government Region, APO 317, Kure, Honshu, 19 May 1947

TO: Commanding General, Eighth Army, APO 343

5223

Forwarded, recommending approval.

1 Incl
n/c

RUSSELL C. SNYDER
Colonel, F.A.
Commanding

AG 004 (MG-Em) 2nd Ind

Headquarters Eighth Army, APO 343 29 MAY 1947

TO: Supreme Commander for the Allied Powers, APO 500
(Attn: ESS/IN)

1. The recommendation contained in paragraph 4 of the basic communication is approved.

2. Application for permission to operate the seventy-seven (77) machines for the purpose of manufacturing mining equipment and farming tools will be submitted by the Fuji Transporting and Conveying Machinery Corporation through Japanese Government channels in accordance with the provisions of SCAPIN 1355.

8

FOR THE COMMANDING GENERAL:

R. SCHAFER
Lt. Col., AGD
Asst. Adjutant General

1 Incl.
n/c

7923 5491

DECLASSIFIED E.O. 12065 SECTION 3-402/NNDG NO. 775013

BASIC: Ltr, Hq Yamaguchi Mil Govt Team, APO 317, subject: Temporary Loan of Reparations Machinery, dated 17 May 1947

AG 387.6 (17 May 47) ESS/IN 3rd Ind

8473

GENERAL HEADQUARTERS, SUPREME COMMANDER FOR THE ALLIED POWERS, APO 500, 4 November 1947

TO: Commanding General, Eighth Army, APO 343

1. The application of the Fuji Transporting and Conveying Machinery Corporation for temporary use of seventy-seven (77) machines from Hikari Naval Arsenal is not favorably considered.

2. Statistics reveal that non-reparations plants are not making full use of facilities in the manufacture of critical items. Until such facilities are utilized 100 per cent, reparations machinery cannot be released even on a temporary basis.

3. The use of arsenal equipment for other than critical occupational requirements should be discouraged.

BY COMMAND OF GENERAL MacARTHUR:

A. J. REHE
Major, AGD
Asst Adj Gen

1 Incl
n/c

AG 004 (MG-Em) 4th Ind

20 NOV 1947

Headquarters Eighth Army, APO 343

TO: Commanding Officer, Chugoku Military Government Region, APO 317

Attention is invited to the 3rd indorsement.

BY COMMAND OF MAJOR GENERAL RYDER:

R. SCHAFER
Lt. Col., AGD
Asst. Adjutant General

1 Incl:
n/c

5490 5668

DECLASSIFIED E.O. 12065 SECTION 3-402/NNDG NO. 775013

Write letter to Ltr Tk

Onoda City, April 22nd, 1947.

To:- The 76th Militgry Government Headquaters,
Yamaguchi Prefecture,
Yamaguchi City.

Re: - The temporary lease of Reparations Machinery at the former Naval Factory at Hikari.

Home ministry Properties

We have been commissioned by the Committee for the disposal of former army materials to use scrap materials inside the former Naval Factory at Hikari for the construction of machinery and tools urgently needed for coal mining and everyday use, as the attached certificate of the Yamaguchi prefectural authorities certifies. Inorder to be able to start construction at once we beg to be permitted to use temporarily the machinery designated in the attached list, which at present is held inside the above factory as reparations objects.

"Committee for Disposal of Destroyed Implements of War"

Want to use temp. on leased ground pp

Hatsujiro, Fujishige

Fujishige Hatsujirô
Director
Fuji Transporting & Conveying machinery Corporation
(Fuji Yusôki Kôgyô Kabushiki Kaisha)
Yamaguchi Prefecture,
Onoda City,
Hinatomachi 5814.

Yoshikawa, Oken
Chief of Yamaguchi Financial Bureau

7905 7923

Incl #1 owner - Recommd Leg Govt

DECLASSIFIED E.O. 12065 SECTION 3-402/NNDG NO. 775013

Onoda City April 22nd, 1947.

To:- The Governor of the Yamaguchi Prefecture
Yamaguchi City.

Re:- Application for Certificate.

The Fuji Transporting and Conveying Machinery Corporation has been commissioned by the Committee for the Disposal of Former Army Materials to use scrap materials inside the former Naval Factory at Hikari for the construction of machinery and tools needed for the coal-mining and everyday use. In order to be granted the temporary use of machinery held as reparations objects inside the above factory for this purpose, we beg the prefectural authorities to kindly testify to the urgency of this need.

Hatsujiro Fujishige

Fujishige Hatsujiro.
Director of
Fuji Transporting & Conveying Machinery Corporation (Fuji yusoki kogyo kabushiki kaisha)
Yamaguchi Prefecture, Onoda City
Minatomachi 8814.

I hereby certificate that above-mentioned is true.

April 30th, 1947.

Tatuo Tanaka.

Tatuo Tanaka.
Yamaguchi Prefectural Governor.

DECLASSIFIED E.O. 12065 SECTION 3-402/NNDG NO. 775013

The Specification of M

Listed No.	Name of Machine	Quantity	Principal Dimensions & Capacity
45-4-52	Horizontal milling machine	1	max. cutting length ~~1200~~ 1270 m/m max. cutting width 240 " 3 HP
45-4-56	Universal milling machine	1	max. cutting width 260 m/m " " length 1300 " 3 HP
45-4-57	"	1	max. cutting width 250 m/m " " length 1200 " 3 HP
45-4-66	External screw cutting machine	1	Swing 400 m/m max cutting length 700 " 5 HP
45-4-67	"	1	"
45-4-160	3 Phase Induction motor	1	7.5 HP 1740 r.p.m.
45-4-238	Engine lathe	1	Swing 920 m/m max. cutting length 3000 " 15 HP
45-4-248	"	1	"
45-4-243	Face lathe	1	Swing 1040 m/m max. cutting length 2600 " 15 HP

78

DECLASSIFIED E.O. 12065 SECTION 3-402/NNDG NO. 775013

Specification of Machine

Principal Dimensions & Capacity	Maker	Custody Place	Remarks
max. cutting length ~~1200~~ 1700 m/m max. cutting width 240 " 3 HP	Hokoku Kikai Seisakusho	Ex-No.2 Torpedo Testing Shop	1st. Class
max. cutting width 260 m/m " " length 1300 " 3 HP	Hitachi Seisakusho	"	1st. "
max. cutting width 250 m/m " " length 1200 " 3 HP	Kokubu Iron Work	"	1st. "
Saring max cutting length 400 m/m 700 " 5 HP	Tsugami Seisakusho	"	1st. "
"	"	"	1st. "
7.5 HP 740 r.p.m.	Matsushita Denki Kogyo Kabushiki Kaisha	"	1st. "
Saring max. cutting length 920 m/m 3000 " 15 HP	Ikegai Iron Work	"	1st. " Last motor
"	"	"	1st. " "
Saring max. cutting length 1040 m/m 2600 " 15 HP	Niigata Iron Work	"	1st. " Single belt Type

7865923

DECLASSIFIED E.O. 12065 SECTION 3-402/NNDG NO. 775013

45-4-354	Blower	1	The quantity of the wind	10 m³/min
			Capacity	45 m³/min
~~45-4-356~~	"	"	static press.	37 m/m Hg
			delivery dia.	200 m/m
45-4-380	Air Compressor	"	press.	100 lbs/□"
				50 HP
45-4-392	Punching Machine	"	Stroke	100 m/m
			Capacity dia	20 "
			thickness	10 "
45-4-412	Bending Roller	"	width of roller	2000 m/m
			Thickness of Plate	100 "
				15 HP
45-4-507	Overhead travelling crane	"	Load	5 Ton
			Span	18 m
45-4-508	"	"	"	
45-4-570	Shearing machine	"	Capacity. width	2500 m/m
			Thickness	12 "
				20 HP
45-4-607	Induction motor	"	L8K-Z type	
			15 HP	
			1161 r.p.m.	
45-4-608	"	"	EDO-E-142 type	
			5 HP	
			1745 r.p.m	

DECLASSIFIED E.O. 12065 SECTION 3-402/NNDG NO. 775013

Quantity of the wind	10 m³/min	not clear	Ex-No.2 Torpedo Testing Shop	1st. class single belt ~~Remarks.~~ type
Capacity	45 m³/min	Hamad Sofuki		1st. class single belt
~~static press.~~	37 m/m Hg			
delivery dia.	200 m/m	Kabushiki Kaisha	"	~~Last motor~~ type
press.	100 lbs/□"	Fujimura Kikai Seigo Kabushiki Kaisha	"	1st. " Last motor
	50 HP			
Stroke	100 m/m	Daido Press Kabushiki Kaisha	"	1st. " Belt type
Capacity	dia 20 "			
	thickness 10 "			
width of roller	2000 m/m	not clear	"	2nd. "
Thickness of Plate	100 "			
	15 HP			
Load	5 ton	Kabushiki Kaisha Sakurada Kikai Seisakusho	Takeda District	1st. "
Span	18 m			
	"	Hitachi Seisakusho	"	1st. "
Capacity.	width 2500 m/m	Osaka Seiki Kabushiki Kaisha	"	2nd. " Exploded motor
	Thickness 12 "			
	20 HP			
28K-Z Type		Yasukawa Denki Seisakusho	Ex-No.2 Torpedo Testing Shop	1st. "
1HP				
1160 r.p.m.				
EDO-B-142 Type		"	"	1st. "
5HP				
1745 r.p.m				

DECLASSIFIED E.O. 12065 SECTION 3-402/NNDG NO. 775013

45-4-~~609~~ 610	Induction Motor	1	EDO-Z-142 type 5 HP 1745 r.p.m.
45-4- 612	"	"	"
45-4- 614	"	"	LSO-Z-162 type 10 HP 1720 r.p.m.
45-4- 615	"	"	LSO-K type 5 HP 1145 r.p.m.
45-4- 620	"	"	About 50 HP.
45-4-627	"	"	EDO-Z-142 type 5 HP. 1745 r.p.m
45-4-635	"	"	"
45-4-642	"	"	LSO-Z-162 type 10 HP 1720 r.p.m.
45-4-643	"	"	"
45-4- 668	"	"	EF type 5 HP. 1700 r.p.m.

DECLASSIFIED E.O. 12065 SECTION 3-402/NNDG NO. 775013

EDO-Z-142 type 5 HP 1745 r.p.m.	Yasukawa Denki Seisakusho	Ex-No.2 Torpedo Testing Shop	1st. class
"	"	"	1st. class
LSO-Z-162 type 10 HP 1720 r.p.m.	"	"	1st. "
LSO-1 type 5 HP 1745 r.p.m.	"	"	1st. "
About 5 HP.	not clear.	"	1st. "
EDO-1-142 type 5 HP. 1745 r.p.m	Yasukawa Denki Seisakusho.	"	1st. "
	"	"	1st. "
LSOZ-162 type 10 HP 1720 r.p.m.	"	"	1st. "
"	"	"	1st. "
EF type 5 HP. 1700 r.p.m.	Hitachi Seisakusho	"	1st. "

DECLASSIFIED E.O. 12065 SECTION 3-402/NNDG NO. 775013

45-4-670	Induction Motor	1	EF type 5 P. 1700 r.p.m.
45-4-671	"	"	5.5 K.W. 1130 r.p.m.
45-4-674	"	"	FE type 5 P 1130 r.p.m
45-4-675	"	"	"
45-4-676	"	"	"
45-4-679	"	"	MK type 15 HP. 1,165 r.p.m.
45-4-681	"	"	FBK type 15 HP 150 r.p.m
45-4-793	Wood lathe	"	960 m/m Swing 620 " max. cutting length 2070 m/m
45-4-808	Hack Sawing Machine	"	max. cutting dia. 300 m/m
45-4-851	Engine lathe	"	Swing 340 m/m max. cutting length 700 " 2 H.

DECLASSIFIED E.O. 12065 SECTION 3-402/NNDG NO. 775013

E F type 5P 1700 r.p.m.	Hitachi Seisakusho	Ex.-No.2 Torpedo Testing Shop.	1st. class
5.5 K.W. 11.0 r.p.m.	Yasukawa Denki Seisakusho	"	1st "
F E type 5P 1130 r.p.m	Hitachi Seisakusho	Ex-Head Engine shop.	1st. "
"	"	"	1st. "
"	"	"	1st. "
M type 15 HP. 1.65 r.p.m.	Mitsubishi Denki Kakushiki Kaisha	"	1st. "
F 2K type 15 HP 150 r.p.m	Yasukawa Denki Seisakusho	"	1st. "
Sawing 960 m/m cutting length 620 " 2070 m/m	Hamanaka Iron Work	"	1st. " Lost motor
cutting dia. 300 m/m	Morita Kikai Seisakusho	"	1st. " single belt type
Sawing 340 m/m cutting length 700 " 2 HP.	Riken Jukogyo Kabushiki Kaisha	Ex-Kawaguchi Branch Shop	1st. " Lost motor

DECLASSIFIED E.O. 12065 SECTION 3-402/NNDG NO. 775013

45-4-997	Hand Press.	1	stroke 200 m/m compressible width 300 "
45-4-1141	Planing Machine	"	Planing length 4000 m/m " width 750 " " height 900 "
45-4-1160	Upright Drilling Machine	"	Capacity 50 m/m Spring 200 " No. of Spindle 1
45-4-1251	"	"	Saving 300 m/m Capacity 8 " 1/2 HP
45-4-1468	Hack Sawing Machine	"	max. cutting dia. 150 m/m 1 HP.
45-4-1496	"	"	max. cutting dia 300 m/m 2 HP.
45-4-1444	Engine Lathe	"	Swing 460 m/m max. cutting length 1000 " 7.5 HP.
45-4-2107	Turret Lathe	"	Swing 400 m/m max cutting length 500 "
45-4-2195	Induction Motor	"	LLK Type 15 HP.
45-4-2197	"	"	LBQ Type 7.5 HP.

DECLASSIFIED E.O. 12065 SECTION 3-402/NNDG NO. 775013

stroke compressible width	200 m/m 300 "	Iwate Iron Work	Ex-Kawaguchi Branch Shop.	1st. class.
Planing length " width " height	4000 m/m 750 " 900 "	Hayashikan Kikai Kabushiki Kaisha	"	1st. " Lost motor
Capacity Sawing No. of Spindle	50 m/m 200 " 1	Kisha Kaisha	"	1st. " "
Swing Capacity	300 m/m 8 " 1/2 HP	Seikosha Seisakusho	"	2nd. " "
max. cutter dia.	150 m/m 1 HP.	not clear	"	1st. " "
max. cutting dia	300 m/m 2 HP.	"	"	2nd. " "
Saw max. cutting length	460 m/m 1000 " 7.5 HP.	Ikegai Iron Work.	"	1st. "
Saw max cutting length	400 m/m 500 "	Hitachi Seiki Kabushiki Kaisha	"	1st. "
LK type 1.5 HP.		Yamakawa Denki Seisakusho	"	1st. "
L3Q type 7.5 HP.		"	"	1st. "

DECLASSIFIED E.O. 12065 SECTION 3-402/NNDG NO. 775013

45-4-2199	Induction Motor	1	5 H.P. 1700 r.p.m.	
45-4-2200	"	"	"	
45-4-2201	~~Hand~~ "	"	LL K type 15 H.P.	
45-4-2697	Hand Planing Machine	"	Planing width 200 m/m " length 2000 " 2 H.P.	
45-4-2703	Wood-working circular sawing machine	"	dia of saw 400 m/m 2 H.P.	
45-4-2714	Shearing machine	"	Capacity thickness of plate 3 m/m width 1500 "	
45-4-2741	Magnetic Separator	"	MS-RO type dia of drum 730 m/m length of rum 880 "	
45-4-2745	Blower	"	delivery dia. 200 m/m Suction dia. 170 "	
45-4-2790	"	"	Capacty 95 m³/min static pres. 700 m/m w.c. 10 H.P.	
45-4-2831	Cupola.	"	Capacity 3 ton	

DECLASSIFIED E.O. 12065 SECTION 3-402/NNDG NO. 775013

	5 H.P. 1700 r.p.m.	Mitsubishi Denki Kabushiki Kaisha	Ei-Kawaguchi Branch Shop.	1st. class
	"	"	"	1st. "
	LL K type 1½ H.P.	Yasukawa Denki Seisakusho	"	1st. "
Planing width	200 m/m	Kabushiki Kaisha Taihei Seisakusho	Railway District	1st. "
" length	2000 "			Lost motor
	2 H.P.			
dia of saw	400 m/m			1st. "
	2 H.P.	not clear	"	"
Capacity thickness of plate	3 m/m	Osaka Seiko Kabushiki Kaisha	"	1st. "
width	1500 "			"
MS-10 type		Shibaura Denki Kabushiki Kaisha	"	2nd. "
dia of sum	730 m/m			
length of rum	880 "			
delivery dia.	200 m/m	Hamada Sofuki Kabushiki Kaisha	"	1st. " single belt type
Suction dia.	170 "			
Capacity	95 m³/min	Kabushiki Kaisha	"	1st. "
static pres.	700 m/m w.c.	Murakami Seisakusho		
	10 H.P.			
Capacity	3 ton	Imono Kikai Seizo Kabushiki Kaisha	"	2nd. "

DECLASSIFIED E.O. 12065 SECTION 3-402/NNDG NO. 775013

45-4-2832	Cupola	1	Capacity	1 ton	Ind Kal
45-4-2844	Pneumatic Power Hammer	"	Capacity 2 stroke	100 Kg 200 c/m 5 HP.	Kal Nag
45-4-2911	Induction Motor	"		15 HP.	Shi Kal
45-4-2932	"	"		25 HP 567 r.p.m.	Y
45-4-2949	Blower	"	delivery dia.	310 m/m 3 HP.	
45-4-2975	Shaping Machine	"	stroke	24" 5 HP.	Chi
45-4-2977	"	"	stroke	28"	
45-4-2981	Engine Lathe	"	Swing max. cutting length	400 m/m 1200 " 7.5 HP.	
45-4-2984	Tool Grinder	"	dia of shaft dia of grinding wheel	40 m/m 380 " 2 HP.	Ka Rok
45-4-3043	Engine Lathe	"	Swing max. cutting length	400 m/m 700 " 3 HP.	

DECLASSIFIED E.O. 12065 SECTION 3-402/NNDG NO. 775013

Capacity 1 ton		Imono Kikai Seigo Kabushiki Kaisha	Railway District	1st. class.
Capacity 100 Kg stroke 200 m/m	5 HP.	Kabushiki Kaisha Nippon Kikai Seizakusho	"	2nd. class. Lost motor
	15 HP.	Shibaura Denki Kabushiki Kaisha	"	1st. "
	2.5 HP 567 r.p.m.	Yasukawa Denki Seisakusho	"	1st. "
delivery dia. 310 m/m	3 HP.	not clear	Ex-Gun Shop.	1st. " Lost motor
stroke 24"	5 HP.	Chiba Seisakusho	"	1st. " "
stroke 28"		not clear	"	1st. " Belt type
Swing 400 m/m max. cutting length 1200 "	7.5 HP.	Ikegai Iron Work	"	1st. " Lost motor
dia of shaft 40 m/m dia of grinding wheel 300 "	2 HP.	Kabushikitei Kaisha Rokuroku Shoten	"	1st. " "
Swing 400 m/m max. cutting length 700 "	3 HP.	Takizawa Iron Work	"	1st. " "

DECLASSIFIED E.O. 12065 SECTION 3-402/NNDG NO. 775013

45-4-3050	Upright Drilling Machine	1	Swing 500 m/m 2 HP.
45-4-3052	Blower	"	delivery dia 250 m/m 1½ HP.
45-4-3074	Tool Grinder	"	dia of shaft 50 m/m dia of grinding wheel 400 " 7.5 HP.
45-4-3133	Engine lathe	"	Swing 1040 m/m max. cutting length 2800 "
45-4-3142	Radial Drilling Machine	"	Swing 1500 m/m 5 HP 2 HP.
45-4-3168	Reforming Roller	"	Roller dia. upper dia 270 m/m lower 280 "
45-4-3176	Upright Drilling Machine	"	Swing 660 m/m Capacity 50 "
45-4-3177	Engine lathe	"	Swing 350 m/m max. cutting length 750 " 5 HP.
45-4-3368	Tool Grinder	"	dia of grinding wheel 400 m/m dia of shaft 40 " 1 HP.
45-4-3654	Induction Motor	"	15~20 HP. 585~1150 r.p.m
	Total		

DECLASSIFIED E.O. 12065 SECTION 3-402/NNDG NO. 775013

Saving 2 HP.	500 m/m	Maeda Kosakusho	~~Railway~~ Ex-Gun Shop ~~District~~	1st. class. Lost motor
delivery dia 16 HP.	250 m/m	Hamada Sofuki Kabushiki Kaisha	"	1st. class
dia of shaft dia of grinding wheel 7.5 HP.	50 m/m 400 "	not clear	"	1st. " Lost motor
Saving max. cutting length	1040 m/m 2800 "	Ikegai Iron Work	"	1st. "
Saving 5 HP 2 HP.	1500 m/m	Dai Nippon Koku Kabushiki Kaisha	"	1st. "
Roller dia. upper dia lower	270 m/m 280 "	J. B. S Clyde Engine Works	"	1st. " Lost motor
Swing Capacity	660 m/m 50 "	Kabushiki Kaisha Rokuroku Shoten	"	2nd. " Burnt motor
Swing max. cutting length 5 HP	350 m/m 750 "	Hokuriku Koku Kikai Kogyo Kabushiki Kaisha	"	1st. " "
dia of grinding wheel dia of shaft 1 HP	400 m/m 40 "	Rokuroku Banki Kabushiki Kaisha	"	2nd. " Lost motor
15~20 HP. 585~1150 r.p.m		Yasukawa Denki Seisakusho	"	1st. "

~~7977~~

DECLASSIFIED E.O. 12065 SECTION 3-402/NNDC NO. 77 5013

File
Railways

Accompanying Letter

oct. 28th 1947.

45-4 To: Chief Hiroshima Financial Bureau.

II Sir:

I have the honor to state that the actual investigation, having been initiated on receipt of an application as the attached sheet by the master of the Hikari Branch, Hatabu Workshop, Hiroshima Division Government Railway, revealed that this application was rational and proper.

I beseech you to take proper measures against it.

your respectfully,

Tatsuo Tanaka
Governor
Yamaguchi prefecture.

Hikari 28th oct. '47

To; The Commander of Yamaguchi Millitary
Government Team.

Subject: Application for the permission of the temporary
use of the machineries reserved for the reparative properties.

Hikari Branch, Hatabu workshop, Hiroshima Division, Government Railway, was established last year for the purpose of repairing rolling stocks.

Considering that the results of the management of our factory will have an important effect upon the railway transportation in Japan, we all men, have been endeavouring to overcome the present difficulties of collecting the necessary materials and other properties and to realise our pre-arranged aime. Under powerful support of the prefecture authorities the capacity of our factory is increasing steadly; so recently we think that we may have obtained some fair result.

Although we intend to accomplish the purpose by enlarging the equipements of our factory, we regret that the machineries, necessary for the enlargement are those which we can hardly get in the market. So we wish that it may be permitted temporarily to use some the machineries (mentioned in the attached listo) which had formerly belonged to the Hikari Naval Arsenal and have been reserved for the reparative properties.

Hiroshi Kitaoka
Hikari Branch Hatabu Workshop,
Hiroshima Division.
Railway Government.

DECLASSIFIED E.O. 12065 SECTION 3-402/NNDG NO. 77 5013

Description of Machineries

28th. Oct. 1947

HIKARI BRANCH, HATABU
WORKSHOP, HIROSHIMA
DIVISION RAILWAY GOVERNMENT

DECLASSIFIED E.O. 12065 SECTION 3-402/NNDG NO. 77 5013

Name of machine	Code No	class	Principal dimension	Accessories	Location	Remarks
Engine Lathe	45-4-1	1	360 × 850	motor 3HP	Former HIKARI naval arsenal	
"	" 2	1	400 × 750	"	"	
"	" 3	2	400 × 760	7.5HP	"	
"	" 4	2	400 × 700	"	"	
"	" 5	2	"	"	"	
Turret Lathe	" 8	2	NO 4	5HP	"	
"	" 9	2	"	"	"	
"	" 10	2	"	"	"	
"	" 12	2	"	"	"	
"	" 19	1	NO 3	"	"	
"	" 20	1	NO 4	"	"	
"	" 21	3	NO 2	3HP	"	
"	" 22	1	"	"	"	
"	" 23	1	"	"	"	
"	" 24	1	"	"	"	

DECLASSIFIED E.O. 12065 SECTION 3-402/NNDC NO. 77 50 13

"	"	21	3	NO 2	3HP		
"	"	22	1	"	"		
"	"	23	1	"	"		
"	"	24	1	"	"		
"	"	25	1	"	"		
"	"	26	2	"	"		
"	"	27	2	"	"		
"	"	31	1	NO 4	9HP		
"	"	32	1	NO 5	10HP		
"	"	33	1	"	"		
"	"	34	2	"	"		
"	"	41	1	NO 4	5HP		
"	"	42	1	"	"		
"	"	43	1	"	"		
"	"	45	1	"	"		
"	"	46	1	NO 5	75HP		
"	"	47	2	"	"		
"	"	48	1	NO 6	20HP		
"	"	49	2	"	"		

DECLASSIFIED E.O. 12065 SECTION 3-402/NNDG NO. 77 5013

Name of machine	Code No	Class	principal dimension	accessories	Location
Vertical milling machine	45-4-55	2		motor 2 HP	Former naval arsenal
" "	" 56	1	No 2	5 HP	" "
" "	" 59	1	"	"	" "
" "	" 60	1	"	1 HP	" "
" "	" 63	1	"	"	" "
Horizontal milling machine	" 64	2	"	"	" "
" "	" 65	1	"	"	" "
Upright drilling machine	" 77	1	No 2	"	" "
" "	" 78	1	"	1 HP	" "
Vertical Honing machine	" 83	1	150 × 300	5 KW 3 KW	" "
" "	" 84	1	"	"	" "
Engine Lathe	" 92	2	520 × 2,000	10 HP	" "
"	" 93	2	"	7.5 HP	" "
" "	" 94	2	"	"	" "
" "	" 95	1	440 × 2,000	5 HP	" "

DECLASSIFIED E.O. 12065 SECTION 3-402/NNDG NO. 77 5013

Engine Lathe	" 92	2	520 × 2,000	10 HP	
"	" 93	2	"	7.5 HP	
"	" 94	2	"	"	
"	" 95	1	440 × 2,000	5 HP	
"	" 100	1	660 × 3600	15 HP	
"	" 101	1	"		
Face Lathe	" 106	1	660 × 2400	7.5 HP	
"	" 107	1	"	"	
"	" 108	1	"	"	
"	" 109	1	960 × 2400	15 HP	
Vertical milling machine	" 115	1	NO 2	5 HP	
"	" 116	3	"	"	
"	" 117	1	NO 3	7.5 HP	
"	" 118	1	NO 2	5 HP	
"	" 119	1	"	"	
"	" 120	1	"	"	
Horizontal Boring machine	" 127	3	1500 × 1300 × 1000	7.5 HP	
"	" 128	2	1500 × 1500 × 1000	10 HP	
Upright drilling machine	" 129	2	NO 3		

DECLASSIFIED E.O. 12065 SECTION 3-402/NNDC NO. 77 5013

Name of machine	Code No.	class	principal dimension	accessories	Location	Remarks
Upright drilling machine	45-4-130	2	No 3	motor 2HP	Former HIKARI naval arsenal	
Radial drilling machine	" 132	1	No 4 1500	3HP 1HP	"	
"	" 133	1	"	"	"	
"	" 134	1	"	"	"	
"	" 135	1	"	"	"	
Shaping machine	" 136	1	32"	5HP	"	
"	" 137	1	"	"	"	
"	" 138	2	"	"	"	
"	" 139	2	24"	7.5HP	"	
"	" 140	1	"	"	"	
"	" 141	2	"	"	"	
"	" 142	2	32"	5HP	"	
Slotting machine	" 145	1	315	"	"	
Tool grinding machine	" 151	1	400	3HP	"	
"	" 152	2	"	"	"	

DECLASSIFIED E.O. 12065 SECTION 3-402/NNDG NO. 77 5013

	142	2	32"	5HP	"
Slotting machine	145	1	315	"	"
Tool grinding machine	151	1	400	3HP	"
"	152	2	500	"	"
Vertical milling machine	161	1	NO2	5HP	"
"	162	2	"	"	"
Upright drilling machine	165	3	NO4	2HP	"
Tool grinding machine	167	1	dia 240	"	"
Engine Lathe	170	1	520 × 2,000	10HP	"
"	171	1	620 × 2400	75HP	"
Tool grinding machine	185	2	dia 500	2HP	"
Vertical milling machine	193	1	NO2	"	"
Horizontal Boring machine	199	2	1700 × 1000 × 300	7.5HP	"
"	200	1	1000 × 700 × 500	"	"
Bevel gear Cuting machine	201	2	1000 × 900 × 500	3HP	"
Fellows gear machine	202	1	350	"	"
Hobbing machine	205	1	360	"	"
Engine Lathe	212	3	440 × 2200	7.5HP	"
"	213	2	320 × 4500	"	"

DECLASSIFIED E.O. 12065 SECTION 3-402/NNDG NO. 77 5013

Name of machine	Code No	Class	Principal dimension	accessories	Location	Remarks
Engine Lathe	45-4-244	2	830 × 5500	motor 15HP	Former HIKARI naval arsenal	
"	" 245	2	"	"		
Radial drilling machine	" 271	2	NO4 1500	3 HP		
"	" 273	2	"	"		
Shaping machine	" 278	3	26"			
"	" 279	2	16"	3HP		
Tool grinding machine	" 280	1	dia 400	5HP		
Slotting machine	" 299	1	300	10HP		
Engine Lathe	" 308	2	830 × 5,500	15HP		
Horizontal Boring machine	" 316	2	120×900×700			
Radial drilling machine	" 317	2	NO5 2000	5HP 3HP		
"	" 323	2	NO4, 1500	3HP 1HP		
Engine Lathe	" 327	2	900 × 5,200	15HP		
"	" 328	1	660 × 3,600			
"	" 335	1	520 × 2,000			

DECLASSIFIED E.O. 12065 SECTION 3-402/NNDC NO. 77 50 13

	323	2	×04, 1500	5HP	
Engine Lathe	327	2	400 × 5,200	15HP	
"	328	1	660 × 3,600		
"	335	1	520 × 2,000		
Shaping machine	336	2	16"		
Vertical milling machine	342	1	×02	3HP	
"	343	2	"	"	
Horizontal Boring machine	344	1	1000 × 1000 × 500	7.5HP	
Upright drilling machine	347	2	×03		
Internal grinding machine	349	1	20-100 × 120	1HP	
Universal grinding machine	350	1	dia 800	10HP 2 3/4HP	
Blower	355	1	6.9HP		
Shearing machine	363	2	3		
Upright drilling machine	369	2	×02		
Bending roller	370	2	6 × 1,500	10P	
Blower	371	1	25 m³/min		
Oil Press	385	2	400×400×600	3HP	
Punching machine	386	2	650×400×300		
Tension tester	389	2			

DECLASSIFIED E.O. 12065 SECTION 3-402/NNDC NO. 77 5013

Name of machine	Code No.	Class	principal dimension	accessories	Location	Remarks
punching machine	45-4392	1	550×300×200		Former HIKARI aval arsenal	
Shaping machine	" 396	3	18"			
Upright drilling machine	" 399	2				
"	" 400	2				
Engine Lathe	" 423	3	480×1.400	motor 7.5HP		
"	" 430	1	640×4.000			
Jig boring machine	" 441	2	400×60			
Vertical milling machine	" 448	1	NO 2	3HP		
"	" 449	3	"	5HP		
"	" 450	1	NO 3	7.5HP		
Cylindrical grinding machine	" 458	1	400	5HP		
Universal grinding machine	" 459	3	350	2HP		
Cylindrical grinding machine	" 460	2	600	10HP		
Universal grinding machine	" 461	1	350	2HP		
Internal grinding	" 463	3	50-250×150			

DECLASSIFIED E.O. 12065 SECTION 3-402/NNDG NO. 77 5013

Universal grinding machine	〃 459	3	350	2HP	
Cylindrical grinding machine	〃 460	2	600	10HP	
Universal grinding machine	〃 461	1	350	2HP	
Internal grinding machine	〃 463	3	50-250×150		
〃	〃 464	2	〃	5HP	
Horizontal boring machine	〃 469	2	1200×600×700	15HP	
Tool grinding machine	〃 471	1	dia 350		
Radial drilling machine	〃 473	1	No4 1500	1HP 3HP	
Engine Lathe	〃 476	3	920×6000	15	
Vertical Lathe	〃 488	2	2,600	20HP	
Sterm hammer	〃 522	1	5 ton		
〃	〃 523	1	2 ton		
〃	〃 524	1	3 ton		
〃	〃 525	2	$\frac{3}{4}$ ton		
〃	〃 526	2	$\frac{1}{2}$ ton		
Coal furnace	〃 531	2	13×335×14		
〃	〃 535	2	〃		
〃	〃 537	2	〃		
〃	〃 538	2	〃		

DECLASSIFIED E.O. 12065 SECTION 3-402/NNDG NO. 77 5013

Name of machine	Code No.	Class	Principal dimension	Accessories	Location	Remarks
Gas Furnace	45-4-561	1	13×235×14		former HIKARI naval arsenal	
"	" 562	2			"	
"	" 563	2			"	
Hydraulic pump	" 563	3		motor 100HP	"	
Shearing machine	" 569	2	.6×1,000		"	
Overhead travelling Crane	" 572	1	5 ton	75KW 5KW 1	"	
"	" 573	1	5 ton	"	"	
Three Phase indaction Motor	" 617	1	50HP		"	
"	" 618	1	"		"	
"	" 619	1	"		"	
"	" 621	1	"		"	
"	" 622	1	30HP		"	
"	" 623	1	50HP		"	
"	" 624	1	"		"	

DECLASSIFIED E.O. 12065 SECTION 3-402/NNDG NO. 77 5013

	"	622	1	30 HP		"	
	"	623	1	50 HP		"	
	"	624	1	"		"	
	"	625	1	"		"	
	"	626	3	40 HP		"	
	"	628	1	20 KW		"	
	"	629	1	"		"	
	"	630	1	30 HP		"	
	"	631	1	15 KW		"	
	"	632	1	30 HP		"	
	"	640	1	10 HP		"	
	"	641	1	"		"	
	"	646	1	5 HP		"	
	"	647	1	7.5 HP		"	
	"	648	1	5 HP		"	
	"	651	1	10 HP		"	
	"	652	1	"		"	
	"	653	1	15 HP		"	
	"	655	1	5 HP		"	

DECLASSIFIED E.O. 12065 SECTION 3-402/NNDG NO. 77 5013

Name of machine	Code No.	Class	principal dimension	accessories	Location	Remarks
Three phase induction moto.	45-4-656	1	5HP		Formar HIKARI naval arsenal	
"	" 658	3	"		"	
"	" 660	1	"		"	
"	" 662	3	"		"	
"	" 663	1	"		"	
"	" 665	1	30 KW		"	
"	" 669	3	10 HP		"	
"	" 673	3	"		"	
"	" 680	1	25 HP		"	
"	" 682	1	20 HP		"	
Engine Lathe	" 684	1	520 × 1.000	motor 10HP	"	
"	" 687	1	350 × 1.500	3 HP	"	
"	" 688	1	320 × 1600		"	
"	" 689	2	300 × 1.200	5 HP	"	
"	" 690	1	"	"	"	

DECLASSIFIED E.O. 12065 SECTION 3-402/NNDG NO. 775013

	" 688	1	320 x 1600		"	
"	" 689	2	300 x 1200	5 HP	"	
"	" 690	1	"	"	"	
"	" 691	1	"	"	"	
Upright drilling machine	" 698	1		1/4 HP	"	
Engine Lathe	" 702	2	440 x 2000	7.5 HP	"	
"	" 703	1	300 x 1200	5 HP	"	
haping machine	" 724	2	24"		"	
Engine Lathe	" 773	1	440 x 2,000	7.5 HP	"	
"	" 774	2	350 x 1400	3 HP	"	
"	" 776	2	480 x 1400	7.5 HP	"	
"	" 777	2	580 x 2,500	10 HP	"	
"	" 779	2	600 x 4000	7.5 HP	"	
"	" 781	3	280 x 7000	25 HP	"	
Shaping machine	" 782	1	24"	5 HP	"	
"	" 783	1	32"	"	"	
Radial drilling machine	" 785	2	No4 1500	3 HP 1 HP	"	
Upright drilling machine	" 786	2	No3		"	

DECLASSIFIED E.O. 12065 SECTION 3-402/NNDG NO. 775013

Name of machine	Code No.	Class	principal dimension	Accessories	Location	Remaks
Upright drilling machine	45-4- 787	3	NO 3		Former HIKARI naval arsenal	
Bevel gear Cuting machine	" 788	1	Cuting dia 300	motor 3HP	"	
Band Sawing machine	" 790	2		"	"	
Tool grinding machine	" 798	1	dia 400		"	
"	" 799	1	dia 500		"	
Horizontal Boring machine	" 800	2	1200×1000×700	7.5HP	"	
Planing machine	" 802	3	1270×1520×4.500	40HP	"	
Tool grinding machine	" 805	2	dia 500		"	
"	" 807	1	dia 150		"	
planer grinding machine	" 813	1	200×500		"	
Engine Lathe	" 816	1	440×2,000	7.5HP	"	
"	" 817	1	480×2.500	5HP	"	
"	" 818	1	350×1.400	3HP	"	
Upright drilling machine	" 824	1	NO 2	1HP	"	
	" 825	1				

DECLASSIFIED E.O. 12065 SECTION 3-402/NNDG NO. 77 5013

"	" 817	1	480 × 2.500	5HP	"	
"	" 818	1	350 × 1.400	3HP	"	
Upright drilling machine	" 824	1	NO 2	1HP	"	
"	" 825	1		"	"	
Shaping machine	" 826	2	16"		"	
Slotting machine	" 828	1	100	3HP	"	
Tool grinding machine	" 829	1	250	1HP	"	
"	" 830	1	400		"	
Engine Lathe	" 831	1	350 × 1.400	2HP	"	
"	" 832	1	"	"	"	
"	" 833	1	"	"	"	
"	" 834	2	400 × 2,000	5HP	"	
"	" 835	1	"	"	"	
"	" 836	3	"	"	"	
Gear Cutting machine	" 838	2	100	1HP	"	
Hobbing machine	" 840	3	580		"	
Engine Lathe	" 857	1	480 × 2000	5HP	"	
"	" 858	1	"	"	"	
Shaping machine	" 859	1	20"	3HP	"	

DECLASSIFIED E.O. 12065 SECTION 3-402/NNDG NO. 77 5013

Name of machine	Code no.	class	principal dimension	accessories	Location	Remarks
Engine Lathe	45-4-860	2	500×1,200	motor 5H	Former HIKARI Naval arsenal	
"	" 864	1	1500×5,500	20P	"	
"	" 865	3	1240×8,500		"	
Cylindrical grinding machine	" 873	2	dia 500	5HP 2HP	"	
Upright drilling machine	" 880	1			"	
Three phase induction motor	" 890	1	50HP		"	
"	" 891	1	20KW		"	
"	" 894	1	50HP		"	
D.C. motor	" 895	1	15HP		"	
Three phase induction motor	" 897	1	30KW		"	
D.C motor	901	1	50HP		"	
"	" 902	1	"		"	
"	" 903	1	"		"	
"	" 904	1	"		"	
Three phase						

DECLASSIFIED E.O. 12065 SECTION 3-402/NNDC NO. 77 50013

	" 902	1				
"	" 903	1	"		"	
"	" 904	1	"			
Three phase induction motor	" 906	3	30HP		"	
"	" 907	1	25HP		"	
"	" 908	1	"		"	
"	" 909	1	"		"	
"	" 910	3	"		"	
"	" 911	1	30HP		"	
"	" 912	1	10 KW		"	
"	" 913	3	15.5HP		"	
"	" 914	3	25HP		"	
"	" 915	1	10HP		"	
"	" 916	1	"		"	
"	" 917	1	"		"	
"	" 918	1	"		"	
"	" 919	1	"		"	
"	" 920	1	"		"	
"	" 921	1	"		"	

DECLASSIFIED E.O. 12065 SECTION 3-402/NNDC NO. 77 5013

Name of machine	Code no.	Class	principal dimension	accessories	Location	Remarks
Three phase induction motor	45-4-922	1	10 HP		Former HIKARI naval arsenal	
"	" 923	1	"		"	
"	" 924	1	"		"	
"	" 925	1	"		"	
"	" 927	1	7.5HP		"	
"	" 928	1			"	
"	" 929	1				
"	" 930	1			"	
"	" 931	1			"	
"	" 932	1			"	
"	" 933	1	7.5HP		"	
"	" 935	1	"		"	
"	" 936	1	10HP		"	
"	" 937	1	"			

DECLASSIFIED E.O. 12065 SECTION 3-402/NNDG NO. 77 5013

"	" 935	1	"		"	
"	" 936	1	10HP		"	
"	" 937	1	"			
"	" 938	1	7.5HP		"	
"	" 939	1	"		"	
"	" 940	1	10HP		"	
"	" 941	1	"		"	
"	" 942	1	"		"	
"	" 944	1	15 KW		"	
"	" 945	1	5HP			
D. C. motor	946	1	"		"	
Three phase induction motor	947	1	"		"	
"	" 948	1	"		"	
"	" 949	1	9HP		"	
"	" 950	3	20HP		"	
"	" 951	1	5HP		"	
"	" 952	1	10HP		"	
"	" 953	1	15HP		"	
"	" 954	1	"		"	

DECLASSIFIED E.O. 12065 SECTION 3-402/NNDG NO. 77 5013

Name of machine	Code no.	class	principal dimension	accession	Location	Remarks
Three phase induction motor	45-4-955	1	15 HP		former HIKARI Naval arsenal	
"	" 958	1	7.5 HP		"	
"	" 959	1	"		"	
"	" 960	1	"			
"	" 961	1	"		"	
"	" 962	1	"		"	
"	" 963	1	"		"	
"	" 964	1	"		"	
"	" 965	1	"		"	
"	" 966	1	"		"	
"	" 967	1	"		"	
"	" 968	1	"		"	
"	" 969	1	"		"	
"	" 970	1	"		"	
"	" 971	1	"		"	

DECLASSIFIED E.O. 12065 SECTION 3-402/NNDG NO. 77 5013

"	" 968	1	"		"	
"	" 969	1	"		"	
"	" 970	1	"		"	
"	" 971	1	"		"	
"	" 972	1	"		"	
"	" 973	1	"		"	
"	" 974	1	"		"	
"	" 975	1	"		"	
Engine Lathe	" 979	2	350 x 1,400	Motor 5 HP	"	
"	" 980	1	"	"	"	
Vertical milling machine	" 982	1	NO 2		"	
Engine Lathe	" 984	1	440 x 2,000	7.5 HP	"	
"	" 985	1	"	"	"	
Slotting machine	" 987	1	300		"	
Engine Lathe	" 988	2	350 x 1,400	5 HP	"	
Tool grinding machine	" 990	1	dia 500	"	"	
Horizontal Boring machine	" 991	3	NO 2		"	
Engine Lathe	" 992	3	530 x 2,500	"	"	
"	" 993	1	440 x 2,000	7.5 HP	"	

DECLASSIFIED E.O. 12065 SECTION 3-402/NNDG NO. 77 5013

Name of machine	Code no.	Class	Principal dimension	accessories	Location	Remarks
Engine Lathe	45-4-998	1	340 × 1000	motor 3HP	Former HIKARI naval arsenal	
Lapping machine	" 1007	2		"	"	
Slotting machine	" 1009	1	100	"	"	
Face Lathe	" 1010	1	450 × 1.200	5HP	"	
Engine Lathe	" 1013	2	450 × 1.400	7.5HP	"	
"	" 1014	3	"	"	"	
Tool grinding machine	" 1015	1	500	3HP	"	
Engine Lathe	" 1016	3	400 × 1.400	7.5HP	"	
"	" 1017	2	450 × 1.400	"	"	
"	" 1018	2	"	"	"	
Face Lathe	" 1019	1	400 × 1.400	5HP	"	
Universal tool grinding machine	" 1020	2	130×200	1HP	"	
"	" 1021	3	300×150	$\frac{1}{2}$HP	"	
Planer grinding machine	" 1022	2	250×150		"	
Engine Lathe	" 1023	3	400 × 2.000	3HP	"	

DECLASSIFIED E.O. 12065 SECTION 3-402/NNDG NO. 77 5013

grinding machine	"	1020	2	130×200	1HP	"	
"	"	1021	3	300×150	$\frac{1}{2}$HP	"	
Planer grinding machine	"	1022	2	250×150		"	
Engine Lathe	"	1023	3	400 × 2000	3HP	"	
"	"	1024	3	"	"	"	
"	"	1025	3	"	"	"	
Tool grinding machine	"	1028	1	dia 250	1HP	"	
Volute pump	"	1029	1	1050 l/min	10HP	"	
Tool grinding machine	"	1030	2	dia 300	1HP	"	
Blower	"	1031	1		5HP	"	
Mixed mixer	"	1032	1		7.5HP	"	
Overhead travelling crane	"	1033	1	10 ton	10HP 20HP 3HP	"	
"	"	1034	1	5 ton	7.5HP 2 1.5HP	"	
"	"	1035	1	"	"	"	
"	"	1036	1	20 ton	20HP 1.5HP 1HP, 10HP	"	
"	"	1037	1	10 ton	10HP 7.5HP 3HP	"	
"	"	1038	1	3 ton	7.5HP 2 1.5HP	"	
"	"	1039	1	"	"	"	
Engine Lathe	"	1041	1	280 × 1400	1HP	"	

DECLASSIFIED E.O. 12065 SECTION 3-402/NNDG NO. 77 5013

Name of machine	Code no.	Class	principal dimension	accessories	Location	Remarks
Engine Lathe	45-4- 1042	1	280 × 1400	motor 1HP	Former HIKARI hival arsenal	
Shaping machine	" 1043	1	20"	3HP	"	
Horizontal Boring machine	" 1044	1	1000×1000×500		"	
Three phase induction motor	" 1046	1	20 HP		"	
"	" 1047	1	10 HP		"	
"	" 1048	1	"		"	
"	" 1049	1	20HP		"	
"	" 1051	1	10HP		"	
"	" 1052	1	75HP		"	
"	" 1053	1			"	
"	" 1054	1	15HP		"	
"	" 1055	1	"		"	
"	" 1056	1	"		"	
"	" 1057	1	7.5HP		"	

DECLASSIFIED E.O. 12065 SECTION 3-402/NNDC NO. 77 5013

〃	〃 1055	1	〃		〃	
〃	〃 1056	1	〃		〃	
〃	〃 1057	1	7.5 HP		〃	
Upright drilling machine	〃 1060	1		$\frac{1}{2}$ HP	〃	
Engine Lathe	〃 1061	1	460 × 2,000	7.5HP	〃	
Shaping machine	〃 1062	1	24"	5 HP	〃	
Engine Lathe	〃 1063	1	300 × 1,200	〃	〃	
Blower	〃 1064	1			〃	
〃	〃 1065	1			〃	
〃	〃 1067	1			〃	
〃	〃 1068	1			〃	
〃	〃 1069	1			〃	
〃	〃 1070	1			〃	
〃	〃 1071	1			〃	
〃	〃 1072	1	30 m^3/min		〃	
Air hammer	〃 1073	2	$\frac{1}{2}$ ton		〃	
Blower	〃 1074	1	30 m^3/min		〃	
Air hammer	〃 1075	2	$\frac{1}{4}$ ton		〃	
〃	〃 1076	2	〃		〃	

DECLASSIFIED E.O. 12065 SECTION 3-402/NNDG NO. 77 5013

Name of machine	Code no	Class	Principal dimension accessories	Location	Remarks
Trans Former	45-4-1099	1	50 K.V.A	Former HIKARI naval arsenal	
"	" 1100	1	"	"	
"	" 1101	1	"	"	
"	" 1104	1	"	"	
"	" 1105	1	"	"	
"	" 1106	1	"	"	
"	" 1107	1	30 K.V.A	"	
"	" 1108	1	"	"	
A.C electric welder	" 1109	2	25.5 K.V.A 300A	"	
Compressor	" 1111	1		motor 50HP "	
A.C electric welder	" 1113	2	36.2 KVA 400A	"	
"	" 1114	1	29.5 KVA 300A	"	
"	" 1115	1	16.5 KVA 400A	"	
"	" 1116	1	"	"	
"	" 1118	2	23 KVA		

DECLASSIFIED E.O. 12065 SECTION 3-402/NNDC NO. 77 5013

"	" 1114	1	29.5 KVA 300 A		"	
"	" 1115	1	16.5 KVA 400 A		"	
"	" 1116	1	"		"	
"	" 1117	2	23 KVA 250 A		"	
Motor generator	" 1118	1	20 KW		"	
Slotting machine	" 1125	1	400	5 HP	"	
Turret Lathe	" 1126	1	NO 4	9 HP	"	
Shaping machine	" 1127	2	24"		"	
"	" 1133	1	"		"	
Horizontal Boring machine	" 1135	2	1000 x 1000 x 500		"	
Shaping machine	" 1136	1	24"		"	
Slotting machine	" 1139	2	300		"	
Shaping machine	" 1142	2	24"		"	
"	" 1143	1	"		"	
"	" 1145	2	20"		"	
"	" 1146	1	"		"	
"	" 1147	2	24"		"	
"	" 1150	2	"		"	
Engine Lathe	" 1152	2	300 x 1400	3 HP	"	

DECLASSIFIED E.O. 12065 SECTION 3-402/NNDG NO. 775013

Name of machine	Code no.	Class	Principal dimension	accessories	Location	Remarks
Upright drilling machine	45-4-1162	2	N02		Formar HIKARI noval arsenal	
"	" 1163	1	N04		"	
"	" 1165	2	N02		"	
"	" 1166	2	N04		"	
Engine Lathe	" 1178	2	300 × 1.200	motor 5HP	"	
"	" 1179	2	440 × 2,000	7.5HP	"	
"	" 1180	1	300 × 1200	5HP	"	
"	" 1181	2	"	"	"	
"	" 1183	1	"	"	"	
"	" 1184	2			"	
"	" 1186	1	400 × 2,000	"	"	
"	" 1187	1	300 × 1.200	"	"	
"	" 1188	1	"	"	"	
"	" 1189	2	"	"	"	
"	" 1190	2	"	"	"	

DECLASSIFIED E.O. 12065 SECTION 3-402/NNDG NO. 77 5013

"	" 1187	1	300 x 1.200	"	"	
"	" 1188	1	"	"	"	
"	" 1189	1	"	"	"	
"	" 1190	2	"	"	"	
"	" 1196	1	350 x 1400	"	"	
"	" 1197	3	"	"	"	
"	" 1199	1	"	"	"	
"	" 1200	1	"	"	"	
"	" 1204	1	440 x 2,000	7.5 HP	"	
"	" 1205	1	"	"	"	
"	" 1206	1	280 x 400	1 HP	"	
"	" 1207	1	"	"	"	
"	" 1210	1	440 x 2,000	7.5 HP	"	
"	" 1211	1	"	"	"	
"	" 1212	1	280 x 400	1 HP	"	
"	" 1214	3	440 x 2,000	3 HP	"	
"	" 1222	2	200 x 1.400		"	
"	" 1223	3	400 x 1200		"	
Turret Lathe	" 1226	1	NO4		"	

DECLASSIFIED E.O. 12065 SECTION 3-402/NNDC NO. 77 5013

Name of machine	Code no.	Class	Principal dimension	accessories	Location	Remarks
A.C electric welder	45-4-1229	2	23 KVA 250A		Former HIKARI naval arsenal	
"	" 1230	2	36.8 KVA 400A			
Cylindrical grinding machine	" 1231	1	dia 500	motor 3.7KW 1.5	"	
Planer grinding machine	" 1232	2	250×150		"	
A.C electric welder	" 1233	2	23 KVA 250A		"	
"	" 1234	2	"		"	
"	" 1235	1	29.3 KVA 300 A		"	
"	" 1236	1	23 K.V.A 250 A		"	
"	" 1237	1	29.3 K.V.A 300 A		"	
"	" 1238	1	23 K V A 250 A		"	
"	" 1239	1	29.3 KVA 300 A		"	
"	" 1240	1	"		"	
"	" 1241	1	"		"	
"	" 1242	1	"		"	
"	" 1243	2	10.5 KVA			

DECLASSIFIED E.O. 12065 SECTION 3-402/NNDG NO. 77 5013

"	" 1240	1	"			
"	" 1241	1	"			
"	" 1242	1				
"	" 1243	2	10.5KVA 400A			
Gear grinding machine	" 1244	2	200			
Engine Lathe	" 1245	1	300 x 1400	3HP		
"	" 1246	2	"	"		
"	" 1247	1	"	"		
"	" 1248	1	"	"		
Upright drilling machine	" 1249	1	NO2	1HP		
Internal grinding machine	" 1250	2	10~50 x 50			
A.C electric Welder	" 1252	1	10.5 KVA 250A			
"	" 1253	1	"			
"	" 1254	1	"			
"	" 1255	1	"			
"	" 1256	1	"			
"	" 1257	1	"			
"	" 1258	1	"			
Engine Lathe	" 1263	1	300 x 1400	3HP	"	

DECLASSIFIED E.O. 12065 SECTION 3-402/NNDG NO. 77 5013

Name of machine	Code no.	class	principal dimension	accessories	Location	Remarks
Shaping machine	65-4-1264	1	24"	motor 5HP	Formar HIKARI naval arsenal	
Universar grinding machine	" 1265	2	150×150		"	
Upright drilling machine	" 1266	1		1HP	"	
"	" 1267	1		$\frac{3}{4}$HP	"	
Engine Lathe	" 1268	1	440×2,000	7.5HP	"	
"	" 1269	1	350×1400	3HP	"	
"	" 1272	2	"	"	"	
"	" 1273	2	"	"	"	
"	" 1275	2	"	"	"	
"	" 1276	1	"	"	"	
"	" 1278	1	450×1400	7.5HP	"	
Vertical milling machine	" 1280	1	NO2	5HP	"	
"	" 1281	1	"	"	"	
Universal milling machine	" 1282	3	"	3HP	"	
Vertical milling machine	" 1283	2	"	"	"	

DECLASSIFIED E.O. 12065 SECTION 3-402/NNDG NO. 77 5013

Vertical milling machine	" 1280	1	" NO2	5HP	"	
"	" 1281	1	"	"	"	
Universal milling machine	" 1282	3	"	3HP	"	
Vertical milling machine	" 1283	2	"	"	"	
"	" 1284	1	"	"	"	
Horizontal milling machine	" 1285	1	"	"	"	
"	" 1286	1	"	"	"	
Horizontal Boring machine	" 1271	2	500×250	1HP	"	
Upright drilling machine	" 1292	1	NO2	"	"	
"	" 1293	1	"	"	"	
"	" 1295	1	"	"	"	
Slotting machine	" 1296	1	215	5HP	"	
Universal Cylindrical grinder	" 1297	1	80 × 350	2HP ½HP	"	
Cylindrical grinding machine	" 1298	1	dia 200	1HP 2	"	
Planer grinding machine	" 1299	2	250 × 150		"	
Universal tool grinding machine	" 1300	3	150	½HP	"	
A.C electric Welder	" 1302	1	29.3 K.V.A 300A		"	
"	" 1303	1	23. K.V.A 250.A		"	
"	" 1304	2	29.3 K.V.A 300A		"	

DECLASSIFIED E.O. 12065 SECTION 3-402/NNDG NO. 77 5013

Name of machine	Code .NO	Class	Principal dimension	accessories	Location	Remarks
A.C electric welder	45-4-1305	1	29.3 K.V.A 300 A		Former HIKARI haval arsenal	
"	" 1307	1	23K V A 250 A		"	
"	" 1308	1	29.3 K V A 300 A		"	
"	" 1309	2	"		"	
"	" 1311	1	16.5K V A 400 A		"	
"	" 1312	1	"		"	
"	" 1313	1	"		"	
"	" 1314	2			"	
"	" 1315	1	"		"	
Hobbing machine	" 1316	2	1.200	Motor 5HP 3HP	"	
Radial drilling machine	" 1323	1	NO5 2000	5HP 2HP	"	
Upright drilling machine	" 1327	2	NO3	1HP	"	
Engine Lathe	" 1328	1	340 × 1.200		"	
Shaping machine	" 1330	2	24"	5HP	"	
Dividing machine	" 1331	2	800		"	

DECLASSIFIED E.O. 12065 SECTION 3-402/NNDC NO. 77 5013

Upright drilling machine	" 1327	2	No3	1HP	"	
Engine Lathe	" 1328	1	340 x 1.200		"	
Shaping machine	" 1330	2	24"	5HP	"	
Dividing machine	" 1331	2	800		"	
Engine Lathe	" 1332	1	300 x 1.400	3HP	"	
"	" 1333	1	520 x 1.700	7.5HP	"	
"	" 1334	1	300 x 1.400	3HP	"	
"	" 1335	1	"	"	"	
"	" 1336	1	"	"	"	
"	" 1337	1	440 x 2000	7.5HP	"	
"	" 1338	2	300 x 1.200	5HP	"	
"	" 1339	1	440 x 2,000	7.5HP	"	
"	" 1340	2	400 x 2,000	5HP	"	
"	" 1341	1	"	"	"	
"	" 1342	1	"	"	"	
"	" 1343	1	300 x 1.200	"	"	
"	" 1344	2	"	"	"	
Slotting machine	" 1346	2	215	"	"	
Vertical milling machine	" 1347	2	No2	3HP	"	

DECLASSIFIED E.O. 12065 SECTION 3-402/NNDG NO. 77 5013

Name of machine	code no.	Class	Principal dimension	accessories	Location	Remarks
Horizontal milling machine	45-4-1348	2	NO2	motor 3HP	Former HIKARI naval arsenal	
Vertical milling machine	" 1349	2	"	5HP	"	
"	" 1350	3	"	"	"	
"	" 1351	2	"	3HP	"	
Engine Lathe	" 1352	1	300×1,200	"	"	
Vertical milling machine	" 1353	2	NO2	5HP	"	
Engine Lathe	" 1354	1	300×1,400	3HP	"	
Universal horizontal milling machine	" 1356	1	NO3	5HP	"	
"	" 1357	1	NO4	7.5HP	"	
Vertical milling machine	" 1358	2	"	10HP	"	
"	" 1359	2	"	"	"	
"	" 1361	2	NO2	5HP	"	
planing machine	" 1362	1	760×760×3,800	10HP	"	
Vertical milling machine	" 1363	2	NO4	"	"	
"	" 1364	2	NO5	15HP	"	

DECLASSIFIED E.O. 12065 SECTION 3-402/NNDG NO. 77 5013

	1361	2	NO2	5HP	〃	
Planing machine	〃 1362	1	760×760×3,800	10HP	〃	
Vertical milling machine	〃 1363	2	NO4	〃	〃	
〃	〃 1364	2	NO5	15HP	〃	
Horizontal milling machine	〃 1365	1	NO3	5HP	〃	
Engine Lathe	〃 1382	3	300×1,400	3HP	〃	
Shaping machine	〃 1384	1	24"	5HP	〃	
Engine Lathe	〃 1385	2	300×1,400	3HP	〃	
〃	〃 1386	2	〃	〃	〃	
Shaping machine	〃 1388	2	24"	5HP	〃	
Vertical milling machine	〃 1389	2	NO4	〃	〃	
〃	〃 1390	2	〃	〃	〃	
Shaping machine	〃 1397	1	24"	〃	〃	
Face Lathe	〃 1398	1	400×1,400	3HP	〃	
Engine Lathe	1399	1	450×1,400	7.5HP	〃	
Universal tool grinding machine	1400	2	150×400		〃	
Engine Lathe	〃 1402	1	330×1,400	2HP	〃	
Vertical milling machine	〃 1405	2	NO2	5HP	〃	
〃	〃 1406	2	NO3	〃	〃	

DECLASSIFIED E.O. 12065 SECTION 3-402/NNDG NO. 77 5013

Name of machine	Code no.	class	Principal dimension	accessories	Location	Remarks
Face Lathe	45-4-1407	1	450 × 1,200	motor 5HP	Formar HIKARI naval arsenal	
Universal horizontal milling machine	" 1408	1	NO3	"	"	
"	" 1409	1	"	"	"	
Planing machine	" 1410	1	760 × 760 × 3,800	7.5HP	"	
Horizontal milling machine	" 1412	1	NO4	"	"	
Vertical milling machine	" 1413	1	NO2	5HP	"	
Shaping machine	" 1414	1	24"	"	"	
Vertical milling machine	" 1415	1	NO4	10HP	"	
Horizontal boring machine	" 1416	1	1,000 × 1,000 × 500	5HP	"	
planing machine	" 1417	1	880 × 1,000 × 500	"	"	
~~Universal~~ milling machine	" 1419	2	NO3	3HP	"	
Horizontal milling machine	" 1420	2	NO2	"		
Vertical milling machine	" 1421	2	"	"		
"	" 1424	2	NO3	5HP	"	
Horizontal						

DECLASSIFIED E.O. 12065 SECTION 3-402/NNDG NO. 77 5013

Horizontal milling machine	" 1420	2	NO2	"		
Vertical milling machine	" 1421	2	"	"		
"	" 1424	2	NO3	5HP	"	
Horizontal milling machine	" 1426	1	"	"	"	
Upright drilling machine	" 1431	2	"		"	
Vertical milling machine	" 1432	1	NO2	3HP	"	
"	" 1433	1	"	"	"	
Upright drilling machine	" 1434	1	"	1HP	"	
Engine Lathe	" 1435	3	320 x 1250	3HP	"	
"	" 1436	3	"	"	"	
Upright drilling machine	" 1437	2	NO2		"	
Vertical milling machine	" 1438	1	"	3HP	"	
"	" 1439	1	"	5HP	"	
Gear grinding machine	" 1440	2	200	2HP	"	
Face Lathe	" 1444	1	450 x 1400	5HP	"	
Engine Lathe	" 1447	1	300 x 1200	3HP	"	
"	" 1448	2	"	"	"	
"	" 1449	2	"		"	
"	" 1450	2	"	"	"	

DECLASSIFIED E.O. 12065 SECTION 3-402/NNDG NO. 77 5013

Name of machine	Code no.	Class	Principal dimension	accessories	Location	Remarks
plano miller	45-4-1458	2	NO 3	none	former HIKARI No 1 arsenal	
Gear cuting machine	" 1459	3	Cuting dia 600	"	"	
"	" 1460	3	300	3HP	"	
"	" 1461	2	"	"	"	
"	" 1462	3	"	"	"	
Upright driving machine	" 1465	2	NO 2		"	
"	" 1466	2	"		"	
hydraulic dynamometer	" 1467	2	300~15,000 R.P.M. 50 K.W.		"	
Internal grinding machine	" 1468	1	20×400×400	3HP	"	
Tool grinding machine	" 1475	1	dia 500		"	
Air hammer	1477	3	$\frac{1}{4}$ ton	3HP	"	
"	" 1478	2	"		"	
Blower	" 1481	3			"	
"	" 1482	3			"	
"	" 1483	2			"	

DECLASSIFIED E.O. 12065 SECTION 3-402/NNDC NO. 77 50 13

	1478	2			
Blower	1481	3			
"	1482	3			
"	1483	2			
"	1485	2			
"	1486	1			
"	1488	1			
"	1489	3			
Universal Clinarical Grinding machine	1490	1	150 × 700	¼ HP	
Horizontal boring machine	1501	3	2000 × 500 × 1700	7.5 HP	
Gear grinding machine	1502	2	dia. 500	3 KW / 1 KW	
Engine Lathe	1504	1	350 × 1400	3 HP	
"	1505	1	"	"	
"	1506	2	350 × 1200	2 HP	
"	1507	2	750 × 1400	"	
"	1508	1	"	"	
"	1509	1	600 × 1400	5 HP	
"	1510	1	"	"	
"	1511	1			

DECLASSIFIED E.O. 12065 SECTION 3-402/NNDG NO. 77 5013

Name of machine	Code No.	Class	Principal dimension	accessories	Location	Remarks
Engine Lathe	45-4-1512	1	400 × 1.400	motor 5HP	Formar HIKARI naval arsenal	
〃	〃 1513	2	350 × 1.400	2HP	〃	
〃	〃 1514	2	〃	〃	〃	
〃	〃 1515	3	〃	〃	〃	
〃	〃 1516	1	400 × 1.400	5HP	〃	
〃	〃 1517	2	〃	〃	〃	
〃	〃 1518	2	〃	〃	〃	
〃	〃 1519	1	〃	〃	〃	
〃	〃 1522	1	350 × 1.400	〃	〃	
〃	〃 1529	1	400 × 1.400	5HP	〃	
〃	〃 1530	2	〃	〃	〃	
〃	〃 1531	2	〃	〃	〃	
〃	〃 1539	3	〃	〃	〃	
〃	〃 1540	3	〃	〃	〃	
〃	〃 1541	2	〃	〃	〃	

DECLASSIFIED E.O. 12065 SECTION 3-402/NNDG NO. 77 5013

"	" 1530	2	"	"	"	
"	" 1531	2	"	"	"	
"	" 1539	3	"	"	"	
"	" 1540	3	"	"	"	
"	" 1541	2	"	"	"	
"	" 1542	1	"	"	"	
"	" 1543	2	"	"	"	
"	" 1545	1	"	"	"	
"	" 1547	3	350 x 1400	3HP	"	
"	" 1549	2	350 x 1200	"	"	
"	" 1550	1	500 x 2,500	5HP	"	
"	" 1554	3	400 x 1400	"	"	
"	" 1555	3	"	"	"	
"	" 1557	3	"	"	"	
"	" 1558	2	400 x 2000	7.5HP	"	
"	" 1559	2	"	"	"	
"	" 1571	2	500 x 2,000	"	"	
Thread Grinding Machine	" 1579	2	dia 100	$\frac{3}{4}$ HP	"	
Engine Lathe.	" 1584	3	300 x 1200	3HP	"	
"	" 1585	2	320 x 1000		"	

DECLASSIFIED E.O. 12065 SECTION 3-402/NNDG NO. 77 5013