


BOSTON MEDICAL LIBRARY
in the Francis A. Countway
Library of Medicine ~ *Boston*



RAY

HIGH FREQUENCY
APPARATUS



Campbell X-Ray and High-Frequency Apparatus

*IS STANDARD OF
THE WORLD*

IT HAS NO PEER



Manufactured by

Campbell Electric Company, Inc.

LYNN, MASSACHUSETTS, U.S.A.

Catalog No. 31

Copyrighted, 1911, by Campbell Electric Co.

October 1, 1911



TO show the wide field in which both the X-Ray and High Frequency currents have been employed with success, see our booklet entitled "Practical Electro-Therapeutics" which has been compiled from actual reports of cases. This booklet lists diseases alphabetically, with suggestions for proper methods of current application. Also explains how to secure best results in Radiography. Free on request.



**MODERN OFFICE EQUIPMENT
OUTFIT NUMBER SIX**

See Page 10



A SHORT CATECHISM FOR THE DOCTOR

What do I need of a coil? If you read many medical journals you cannot fail to notice the increasing space which is being given to treatment of diseases by the more modern forms of electricity—High Frequency Currents; also the reports concerning treatment and diagnosis by means of the X-Ray. If these methods are half that the writers claim for them you certainly have a number of patients who are entitled to the best. Shall they have it? If so, will you send them to one of the ever increasing number of specialists, or will you treat them yourself?

What is my legal responsibility in cases of fracture or possible fracture? It is your duty to use *reasonable skill* in diagnosis and treatment of all injuries, and at the present day *reasonable skill* in diagnosis cannot be claimed unless *advantage* is taken of the *opportunity* to examine by means of the X-RAY. More suits for malpractice are based upon alleged improper diagnosis or care of fracture cases than from any other cause. An X-Ray plate made at the time of injury may save you several thousand dollars, or if made by some one else several months after the case has left your hands, without such diagnosis on your part, may be the basis of a well grounded suit.

A Coil is an expensive article. Can I make it pay me? If you had a piece of real estate that was paying you ten per cent. clear, you would consider this a good investment. If you can, by means of the coil, earn only one dollar a week that you would not otherwise get, you are making a profit of over twenty per cent. on the cost of our Number Six Outfit, and there is practically no maintenance expense. The majority of Campbell Coil owners average \$20 a week income from their coils, or over **400 per cent.** per annum on their investment, and many of them average \$50 per week, or over **1000 per cent.** per annum on the investment. What better investment could you find than this? You are your own president, treasurer and board of directors in such an enterprise, and have all to do with the making and distribution of the dividends.

Yes, but can I use it successfully after I have bought it? Any man who can read and write and who is capable of turning on and off two switches can learn to operate a Campbell Coil and apply the various currents which it provides.



I can buy a high-frequency coil for from \$25 to \$75, why should I pay more?

Yes, so you can buy a steam engine for a dollar and up, but you would hardly expect to operate a power plant from one of the dollar variety. We have been all through this question of a cheap coil and have bought several in the open market for test and examination in our laboratory. A bright man says: "The more I see of some people, the better I like my dog." Our position is something like that. The more we see of the alleged small high-frequency coils the more we appreciate the superiority of our own product, and, while we are in business for the purpose of making a dollar, we believe that we can do this best by properly serving our customers, and we have not yet come to the place where we feel justified in offering an apparatus at a cheap price which we know will prove to be inadequate. A cheap coil is necessarily minus several important currents and parts. The current it does have is not powerful enough for satisfactory X-Ray.

After I buy a coil can I make satisfactory radiographs?

If you will give half the care and study to the matter that you would give to learning to operate an automobile—yes. Your COIL can do the work, and it is up to you to devote a little application and study to the subject of radiography if you expect to do first-class work. We make a standing offer to take any E Coil we ever made and with it produce a radiograph of any part of the body of an average adult in periods varying from two seconds for a wrist up to forty-five seconds for a hip.

Can I successfully diagnose renal calculus?

Probably not. Out of the hundreds of men in the larger cities who are equipped with X-Ray coils it would not be a difficult matter to commit to memory the names of those who can do the more difficult and delicate work. This class of work is almost entirely a question of technique and experience. The matter of apparatus is a secondary consideration. Just as there are a few surgeons who are competent to undertake the more delicate and complicated operations, so it is with certain radiographic operations. Some of our customers have produced plates showing calculi, and you can do the same if you are willing to devote the necessary time and study to the acquirement of the necessary skill in technique. The possibilities for work with a Campbell Coil are far ahead of the requirements of the average purchaser, or of any work which he would be at all likely called upon to do.



What can I get from the Campbell in the way of currents?

1. **High Frequency Currents**, to be applied with various vacuum electrodes, ranging from a soft and full discharge, which can be painlessly applied to the most sensitive parts of the body or in its cavities, up to a large volume of current at a lower frequency, capable of producing local stimulation up to the point of rube-faction, or even vessication.

2. **A D'Arsonval Current**, which is a true current of this type and which at the maximum *output* will run from 700 to 800 milliamperes, or even higher.

3. **A Thermo Faradic Current**, which is a true D'Arsonval current of a milder form, running from 200 to 400 m. a., and which, by actual test with a hot-wire meter registers as much as the D'Arsonval of larger apparatus, sold at a higher price than one of our complete outfits.

4. **A Sinusoidal Current** with a wide range of volume, and far in advance of similar currents produced by wall plate transformers.

5. **An X-Ray Current** sufficient for all needs, whether for therapeutic or diagnostic work, including radiographs of any part of the body.

6. **A Diagnostic Lamp Current** better and more reliable than that furnished by special outfits for this purpose, and which entirely does away with variation and annoyance incident to apparatus operated by batteries.

7. **A Cautery Current** of sufficient volume to operate any cautery instrument, and subject to control, so that it may be varied to produce dull red heat in a fine instrument or white heat in a heavy one.

8. **An Eye Magnet Current** capable of exciting a small eye-magnet to a lifting capacity of several ounces.

What is the guarantee given with your Coil?

The Campbell Coil is guaranteed against mechanical defect for a period of two years. Any disability arising from legitimate use will be repaired free of expense within that period, provided the coil or defective part is returned to our factory prepaid.

What are your prices and terms?

The prices are net as contained in this catalog, with a discount of 5 per cent. for cash. Prices include crating, F. O. B. Lynn or our nearest supply station.

Can I buy on easy terms, and at what rate?

Yes. If you are an established physician in good standing we will loan you the greater part of the amount necessary to buy any of our outfits, and you can pay us back in monthly payments. This gives you an opportunity to make your coil earn more than enough in the way of extra work to pay for itself. A number of doctors are buying in this way, as it saves them the necessity of paying out any large amount at one time. If you are interested in this plan we shall be glad to give you full particulars.



"OSTEO-MYELITIS" UPPER THIRD OF ULNA. MADE WITH
"CAMPBELL" MODEL "E" COIL



INTRODUCTORY

High - Frequency Currents adopted as a standard method of treatment, and gives results where drugs fail.

Medical literature of the present day is so full of mention concerning the use of high-frequency currents in the treatment of disease that it is superfluous to use space in attempting to set forth their value. That they are being used more and more, even by the general practitioner, almost any medical publication will certify, and there is an extensive and well defined field in which it is proving of estimable value.

X-Ray diagnosis has revolutionized management of fracture cases.

Diagnosis by the X-Ray has revolutionized the management of fracture cases and has rendered possible a prompt and accurate recognition of abnormal conditions of the bony structure, and its use in the diagnosis of certain diseases is becoming more and more general. As technique improves, this field of work is becoming still more extensive.

High - Frequency Coil the most practical type of apparatus

The early and general use of the static machine has gradually given place to the more reliable and powerful coil, and among coils there has been a growing tendency to select those of the high-frequency type. With this type of coil the various therapeutic currents may be produced direct without the aid of cumbersome

accessory apparatus, and recent improvements in construction have made it available for every class of radiographic work.

Campbell coil best suited to needs of the physician.

From the beginning of its manufacture special attention has been given to the development of the Campbell Coil as an X-Ray apparatus, and while at the same time the variety and quality of the high-frequency currents has been steadily increased, its capabilities as a producer of X-Rays have also been developed to the point where it will make the best of radiographs of any part of the human body, and with a minimum outlay of preparatory work. To the physician who is particularly interested in this class of work we shall be glad to send full particulars, together with samples of work done in the ordinary routine of general practice.

Campbell Electric Company interest does NOT cease with the sale.

The large number of Campbell outfits (about 2,500 at this writing) now in use not only makes it advisable, but also makes it possible, for the Campbell Electric Company to maintain a department for collection and exchange of valuable information relative to securing best results with electric apparatus. This department

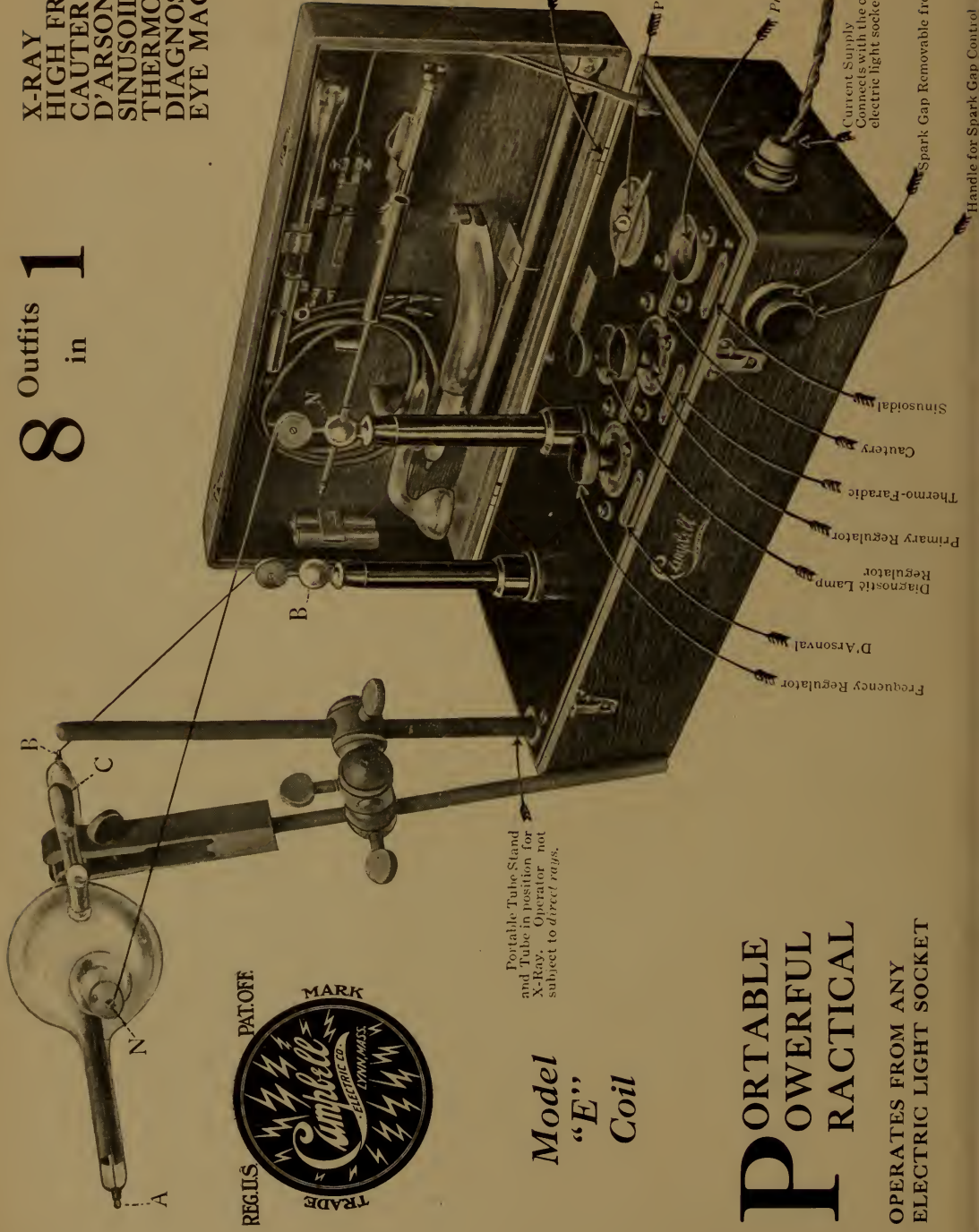
is in charge of a practical physician who has made electro therapy and radiography a specialty for the past ten years. The service is freely at the disposal of our customers and has demonstrated itself to be of value to the customer equal to the apparatus itself—but costs him nothing.

In concluding we wish to assure you that should you purchase a Campbell outfit we will endeavor that you never have cause to regret your purchase.

CAMPBELL ELECTRIC CO., Inc.

8 Outfits in 1

X-RAY HIGH FREQUENCY
CAUTERY
D'ARSONVAL
SINUSOIDAL
THERMO-FARADIC
DIAGNOSTIC LIGHT
EYE MAGNET



Portable Tube Stand and Tube in position for X-Ray. Operator not subject to direct rays.

Model "E" Coil

PORTABLE POWERFUL PRACTICAL

OPERATES FROM ANY ELECTRIC LIGHT SOCKET

Cover Removable, by separable hinge. Provides for all accessories except tube and fluoroscope.

Pile Light

Protected Spark Gap

Current Supply Connects with the ordinary electric light socket

Spark Gap Removable from here

Handle for Spark Gap Control

Frequency Regulator
D'Arsonval
Diagnostic Lamp
Primary Regulator
Thermo-Faradic
Cautery
Sinusoidal



MODEL "E" COIL

This coil is designed to operate from alternating circuits and is wound to accommodate the ordinary combinations of volts and cycles in commercial use.

The various currents which may be obtained are indicated in the cut on opposite page.

It may be operated from an ordinary electric lamp socket without special wiring, and is therefore available at the bedside of the patient as well as in the office of the doctor.

While it is compact and of moderate size it may be made into a more imposing piece of office furniture by being placed in the cabinet especially constructed for this purpose and illustrated under our special outfits.

We manufacture every part of the coil in our own factory, and every step is constantly under the supervision of an expert electrician. By means of improved machinery and methods of construction extreme accuracy and uniformity are obtained, and every part of the apparatus, from the hinges up, is so standardized and so accurately assembled that any portion of the coil is interchangeable with the same part of any other.

To meet the varying needs of the practitioner or the specialist we have arranged certain combinations into outfits, which we list on page 10.

The finish of our stock coil is golden oak but we can furnish any desired finish to match balance of office furniture at a *slight additional* charge.

To suit a limited demand we carry in stock cabinets and coils in solid mahogany which we can supply at an extra cost of \$3 for coil case and \$5 for cabinet.



OUTFIT NUMBER SIX

(See Page Two)

Will Give X-Ray—High Frequency—Cautery—D'Arsonval
Sinusoidal—Thermo Faradic—Diagnostic Light



CAMPBELL MODEL "E" PORTABLE COIL WITH CABINET, ETC.

Furnished with Outfit Number Six (see also page 2)

Model "E" Coil complete same as shown on page 8	<i>Catalog No. 915</i>	\$180.00
Cabinet		30.00
Heavy Anode X-Ray Tube		18.00
Floor Tube Stand		10.00
Fluoroscope with P. B. C. Screen, 5x7		12.00
Set of six Vacuum Electrodes with handle		4.00

Outfit complete boxed ready for shipment (250 lbs.) *Catalog No. 915* **\$254.00**

Our Number Six outfit is a most complete and beautiful piece of office equipment and in a few minutes it can by removal of coil from cabinet be converted into the most compact and efficient portable coil on the market.

Here is the ideal equipment. No physician's office is complete without it.

OUTFIT NUMBER FIVE

Same as Outfit Number Six except that cabinet is not included.

Outfit complete boxed ready for shipment (120 lbs.) **\$224.00**

Complete instructions furnished with each outfit for setting up and operating.



CARRYING CASE



The carrying case is made to hold two X-Ray tubes in our special tube box, a set of electrodes and handle also in box, our new folding fluoroscope as described below and several X-Ray plates. Is telescopic and can be used to carry considerable other goods; is made of light colored fibre, strongly riveted, and fitted with leather straps and handle. Waterproof and indestructible. Weighs less than five pounds and is the most practical and serviceable carrying case which has been presented to the profession. Price \$6.00

CANVAS COIL COVER

Made of heavy brown waterproof canvas, lined with soft cloth. Very desirable for protection of coil case during transportation to and from your outside work. Price \$3.50.




FOLDING FLUOROSCOPE

Patented February 14, 1911

While this fluoroscope has been specially designed for portable work, it is equally serviceable for office use. It is built on the plan of an opera hat and collapses into an oblong package 9 inches by 7 inches, with a thickness of 3 inches. It is fitted with a first quality P. B. C. screen, protected by a plate of glass which serves the double purpose of protection to the screen as well as to the eyes of the operator.

Price with plain glass screen \$12.00. Lead glass screen, \$1.00 extra.

Auto-Condensation—Auto-Conduction—Auto-Induction. Violet Ray—Also for applying Sinusoidal and Thermo Faradic Currents



**CAMPBELL HIGH FREQUENCY
"TREATMENT CHAIR"**

**"The Electric Chair"
(Patented)**



TREATMENT CHAIR

The chair illustrated on the opposite page is built to take the place of the more cumbersome and expensive condensation couch and has a much wider range of usefulness.

It is made of quartered oak, handsomely finished, back automatically adjustable by push-button and is serviceably upholstered in Chase leather.

The back and seat form two condensers which may be connected or used separately as desired. The vacuum tubes and metal ball electrodes on either side may be connected independently to various terminals of the coil.

The points of connection on the chair are plainly marked with numbers and with each chair is furnished a diagram of all the circuits, points of connection marked with numbers corresponding to those on the chair.

When desired the chair is fitted with head section and leg support which form extensions of the two condenser sections. The head section is made to adapt itself to the contour of the occiput and cervical vertebrae and provides for complete contact with the entire spinal axis.

By means of various connections the chair may be used for administering the Sinusoidal, Thermo-Faradic, D'Arsonval or High-Frequency treatments, and it readily adapts itself for AUTO INDUCTION, AUTO CONDUCTION or AUTO CONDENSATION.

The various combinations of connection of circuits for general or local treatment are *limited only by the ingenuity of the operator.*

Every owner of a high-frequency apparatus should have this most useful accessory and we invite comparison of price with similar articles of much more limited range of usefulness.

Several of the important features are fully covered by letters-patent and can not be duplicated in any other similar apparatus on the market.

PRICES

Chair complete (except head section and leg section)	\$27.00
Head Section extra	10.00
Leg Section extra	5.00



THE CAMPBELL "AUTO-PAD"

FOR

Auto Condensation, Auto Conduction, Auto Induction



This pad may be substituted for the treatment chair where economy of space is desirable, and is also extremely useful for portable work.

There is probably no method of using Electricity therapeutically that is so universally useful and so easy to apply as the D'Arsonval modality of AUTO CONDENSATION. Heretofore the couch used for that purpose has been rather expensive and cumbersome, and the insulation so thick that only the most powerful currents were sufficient to be of practical use.

We have recently brought out a pad for this purpose that we call an "AUTO PAD." While being but little thicker than a book cover, it is so perfectly insulated that a very heavy current of sufficiently high voltage to produce all the therapeutical effects obtained by D'Arsonval may be used without fear of sparking into the patient.

This pad is in two sections, hinged together and so arranged as to fit any ordinary chair, the patient sitting on one section and leaning against the other. These sections each have a contact to which the cord tips may be connected, and a cord is attached to the lower part of the upright section for the purpose of connecting the two together for AUTO CONDENSATION treatment.

Price, complete with attachment cord \$10.00




THE TABLE TUBE STAND AND DIAPHRAGM APPARATUS

THE STAND

- No metal parts except the base.
- Made of quarter sawed heavy oak handsomely finished.
- Wooden jaws for support of tube shield.
- Tube holds only its own weight.
- Easily adjusted to all positions.
- Adjustable radiographic table.
- Fixed relation between tube and table.
- Very rigid and practically free from vibration.

THE TUBE SHIELD

- Made of flexible X-Ray proof material.
- Fitted with diaphragms of three sizes.
- Two sizes of treatment cylinders to fit diaphragms.
- Supports tube instead of being supported by tube.
- Protects patient and operator.
- Treatment can be accurately localized.
- Cuts off all but direct rays in radiography.



Shield and tube held without endangering tube. Easily swiveled.

Adjustable table keeps plate and tube in same relative position

CAMPBELL
"TABLE TUBE STAND"

Physicians who are doing much radiographic or treatment work will find this stand indispensable.

In radiography it may be used for all parts of the body with the exception of the trunk insuring a fixed distance between tube and plate and an accurate centering of part examined with the plate.

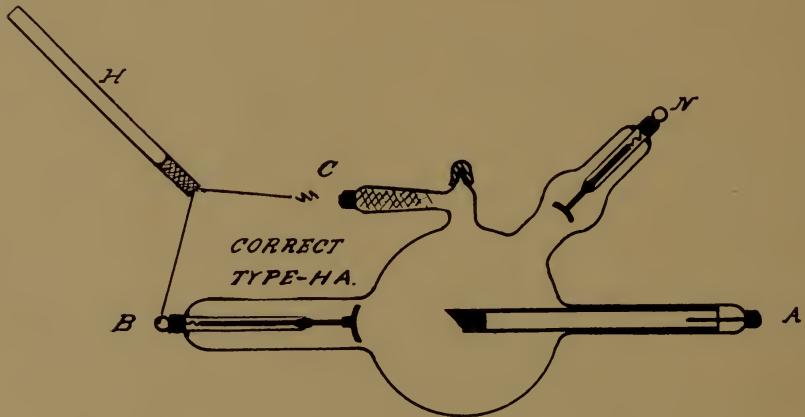
For treatment it serves the double purpose of protection and limitation of area exposed. The treatment cylinders offer an additional aid to accurate localization.

Prices

Table Tube Stand complete with shield, diaphragms and cylinders	\$27.00
Tube Shield complete with Special Support for use in ordinary tube stand	10.00
Tube Shield only with diaphragms	8.00



THE "CORRECT" HIGH-FREQUENCY TUBE



Ever since we commenced the manufacture of High-Frequency coils our problem has been not so much the production of powerful apparatus as to find a tube which would take care of the current provided and stand up under hard work. After trying all tubes from leading manufacturers it seemed imperative for us to have something better adapted to the needs of the Campbell Coil.

As a result we designed the tube illustrated above and for the last two years and a half have used practically the entire output of the factory in which they are made.

The "Correct" tube is built on scientific principles and is exhausted by experienced operatives. During exhaustion it is connected with a Campbell coil and as a result is perfectly adapted to this coil on completion.

Before leaving the tube factory, it is run for a continuous period of five minutes at the full output of the coil and if during that run it does not hold its vacuum it is unsealed and returned to the pumps for re-exhaustion.

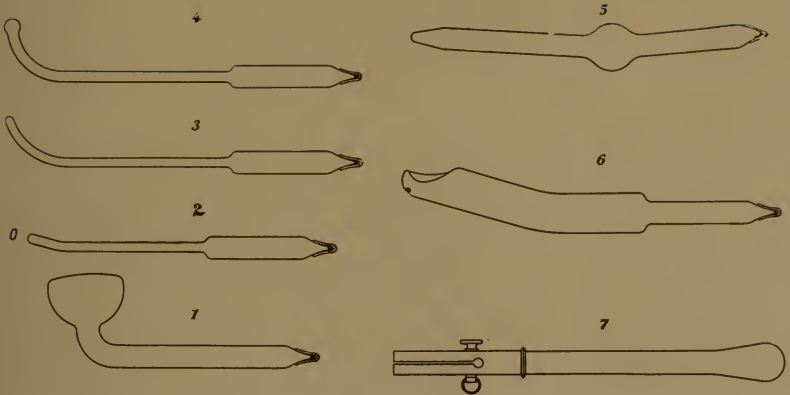
After completion it is rested for a definite period in our stock department and before shipment is given another test, failing to meet this test it is returned to the tube factory for re-exhaustion.

Bearing in mind the fact that the X-Ray tube is a combination of fragile glass and an almost perfect vacuum and that like any delicate piece of mechanism it may be injured or ruined by ignorant or improper handling we can unhesitatingly recommend this tube as the most satisfactory High-Frequency X-Ray tube built and the least likely to give trouble to the operator.

Price 6 inch tube . . . \$18.00 Price 7 inch tube . . . \$20.00



ELECTRODES



1—Surface 6—Rectal 2—Nasal 7—Vaginal 3—Urethral 7—Handle 4—Throat

A special feature of our electrode sets is our Universal Handle. This handle is provided with a large swivel ring for attachment of the cord from the coil and by means of the thumb-nut opposite combined with the peculiar construction of the metal collar, more perfect contact with the electrode, and more rigidity in handle is accomplished than with any device heretofore designed for holding electrodes.

Prices, Complete set of Electrodes, with handle, \$4.00. Single Electrodes, 75 cents
Handle, 75 cents.

INSULATED ELECTRODES

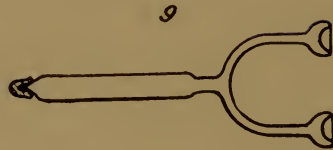
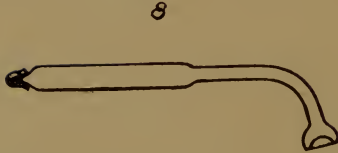


12—Ear 13—Rectal 14—Post Nasal 15—Vaginal
16—Tongue 17—Urethral 18—Nasal

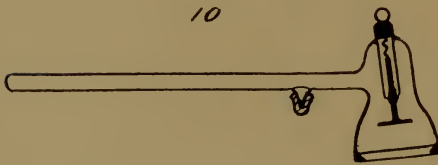
By the use of insulated electrodes the current may be more accurately localized—a most important consideration in cavity work. Price \$1.50 each.



SPECIAL ELECTRODES



Single Eye Electrode	\$.75
Double Eye Electrode	1.50



Cataphoric Electrode . \$3.00

Localizing Surface Electrode, \$3.00

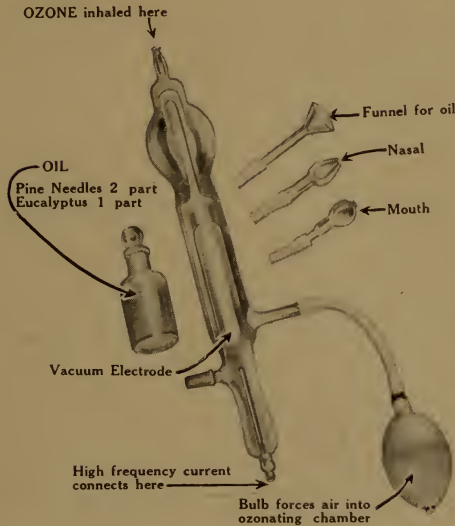
FULGERATION ELECTRODE

This electrode is intended for the removal of warts, moles, naevi and similar growths by the local application of a spark. It consists of a metal pointed electrode which is connected directly with the high-frequency terminal of the coil. The electrode is protected by a glass sleeve which enables accurate localization and rapid withdrawal when sufficient spark has been applied. Price \$2.50.

We are prepared at short notice to manufacture electrodes of special size or design from drawings or from specifications and in quantities from one to a hundred or more. Prices will be submitted upon receipt of sketch or specification.



OZONE GENERATOR



CAMPBELL OZONATOR
for use with Campbell High Frequency Coil

Of late much has been written of the use of ozone in the treatment of certain respiratory conditions and there are on the market a number of instruments for the production of ozone alone, several of which are sold at a price equal to that of our entire outfit. Inasmuch as the production of ozone depends upon the decomposition of the atmosphere by a high-tension spark the Campbell Coil is an ideal apparatus for this purpose.

Briefly, by means of a hand bulb the ozone produced in this "Ozonator" is pumped through a reservoir containing a mixture of oil of Eucalyptus and Pine Needles. This oil serves the double purpose of removing from the ozone several impurities, notably nitrous acid which is irritating in the extreme to mucous surfaces, also of depositing direct upon those mucous membranes a fine vapor of the oils in combination with the ozone. A number of operators prefer to use the Pine Needle oil alone avoiding the stimulating effect of the Eucalyptus.

Where local treatment alone is desired our Ozonator serves the purpose equally well with the more bulky and costly apparatus and in volume produced is infinitely superior to many of the large machines sold as ozone generators. This "Ozonator" may be readily attached to any air tank used for nebulizing apparatus instead of using hand bulb.

Price, complete as illustrated, \$10.00



PENETROMETER

Within the large circle of the penetrometer are twelve smaller circles, arranged clockwise. These circular openings are filled with material which cuts off the X-Ray in varying degrees. On the outside of the penetrometer is a clock hand and by observing through the fluoroscope the last circle through which the clock hand is visible the degree of penetration in any tube may be estimated.

Two to four degrees of penetration are best adapted to therapeutic work where medium or low tube is indicated. Four to six degrees are best adapted to radiographic work and a penetration of eight degrees is sufficient for deep work.

The photographic plate is more sensitive than the eye and the exact penetration of a tube may be determined by placing the penetrometer on the plate on which exposure is made, being careful that it does not come under part exposed, and noting the number of circles which appear on the developed plate. Price \$5.00.

EYE MAGNET

At the request of a number of our customers among the Oculists we have added this accessory which may be used on the Cautery Circuit. It has ample lifting capacity and its usefulness will appeal to any physician who is called upon to remove steel chips from the eyes. Price \$3.50

ROTARY CONVERTER

We find that when operating a high frequency coil on direct current a much smoother and better quality of current output is obtained by the use of a rotary converter of the design that we regularly furnish with our outfits. This converter may also be used as a motor.

Price (110 volts), \$35.00.



POINTS TO BE REMEMBERED WHEN ORDERING

Some form of electric lighting service is necessary with the Campbell Coil. IT DOES NOT OPERATE ITSELF nor is it run by batteries.

The majority of power plants now provide alternating current of 104 to 110 volts and 60 cycles. Our stock coil is therefore built for this current and unless otherwise specified this type will be sent. Where voltage or cycles are different please specify as we wind specially to meet these variations without extra charge.

Where only direct current is available it is necessary to install a rotary converter in addition to the outfit in order that a true alternating current may be supplied to the coil. (See page 20.)

When ordering or inquiring state whether your current is direct or alternating, give voltage and if alternating give number of cycles.

Every coil is provided with a connecting cord and plug and as soon as this is connected with a convenient lighting socket the coil is ready for work without any additional wiring or connections.

Every coil is accompanied by minute directions for operating and all currents and connections may be easily learned from instruction book alone.

Prices are F. O. B. Lynn or nearest supply point and include careful packing.

Terms are 5% discount from catalogue prices for cash. Where it is desired to purchase on part payment full particulars will be furnished on application.

Following are extracts from a few of the many letters received from our customers in various parts of the United States. Full name and address will be forwarded upon request.

MINNEAPOLIS, MINN., SEPT. 14, 1911

Gentlemen:—I am well pleased with the possibilities of the Campbell coil and am glad to report the removal and healing of an Epithelioma with 6 exposures with the Piffard tube. I have had some 5 years experience with the use of X-Ray on Epitheliomas, (Skin Cancers) and was astonished at the rapid work of the Piffard tube when used with a Campbell Coil as compared with my former machine.

F. C. W.

OGDEN, UTAH, SEPT. 12, 1911

Gentlemen:—I am well pleased with my outfit. It is a good dividend payer and then the conveniences as well.

A. A. R.

SALEM, OREGON, AUG. 17, 1911

Dear Sir:—In speaking of the Campbell Coil, will say I have owned one for three years and have done splendid X-Ray work with it which shows in the service and number of plates in my office, open for inspection to any one who may wish to see them.

I have also done considerable treatment and shall certainly do more in the future after the valuable instruction and information on treatments with the different Electrodes and the use and application of the X-Ray tube by you.

My dealings with Campbell Electric has been entirely satisfactory.

Thanking you very much for service rendered, I am.

O. B. M.

TOLEDO, OHIO, AUG. 22, 1911

Gentlemen:—I have been highly delighted with the instrument which you supplied me and which has certainly paid for itself several times over.

W. A. G.

MEMPHIS, TENN., JUNE 6, 1911

Gentlemen:—In reference to the Campbell Coil, I must frankly admit that I have not had one minutes trouble with your machine as I do an exclusive Skin and Genito-Urinary practice, I find your Coil a "Sine Qua Non," in my business. I call upon it so often for X-Ray, High-Frequency, Diagnostic Lamp and Cautery purposes, and I am not only getting results, but likewise the money, which, of course is the proper thing.

Am still using the same X-Ray tube which came with the Model E Coil, and if you will kindly refer to your records, you will ascertain how long it has been in use.

Again assuring you, I am but putting it mildly, when I tell you that I am more than extremely pleased with your Model E Combination Coil.

L. H. P.

PORTLAND, ORE., JUNE 3, 1911

Dear Sir:—In reply to your request I will say that I can only speak of my Campbell machine in words of highest praise. I am a great believer in the high-frequency current, and I now feel sure of getting it all the time, as the machine has not been out of order for a minute since I set it up.

C. L. R.

WELLESLEY, MASS.

I want to thank you for the help you have given me in starting my X-Ray and electrical work. It has proven the most valuable aid in my practice. The Campbell apparatus has been perfectly satisfactory and I am greatly pleased with it.

G. C. A.

PORTLAND, ORE., SEPT. 25, 1911

Dear Sir:—I have been using your machine now for about 9 months and I must say that I am highly pleased with it.

A. T. Y.

SUMMARY

	Page No.	Shipping Weight	Price
Coil complete	8	67 lb.	\$180.00
Cabinet	2	135 lb.	30.00
Floor Tube Stand	2	31 lb.	10.00
Folding Fluoroscope, 5 x 7	11	2½ lb.	12.00
Set of six Vacuum Electrodes with handle	17	2 lb.	4.00
Heavy Anode X-Ray Tube, 6 in.	16	6 lb.	18.00
Treatment Chair	12	78 lb.	27.00
Auto Pad	14	3¾ lb.	10.00
Table Tube Stand with Shield	15	40 lb.	27.00
Tube Shield with Special Support	15	8 lb.	10.00
Tube Shield without Support	15	5½ lb.	8.00
Rotary Converter (necessary only for use on direct currents)	20	67 lb.	35.00
Intensifying Screen 8 in. x 10 in.		8 oz.	15.00
Ozone Generator	19	2 lb.	10.00
Outfit Number Six	10	230 lb.	254.00
Outfit Number Five	10	110 lb.	224.00
Penetrometer	20	12 oz.	5.00
Carrying Case	11	5½ lb.	6.00
Heavy Anode X-Ray Tube 7 in.	16	6½ lb.	20.00
Small Tube Stand	8	1½ lb.	3.00
Heavy Cable with Swivel Attachment	2	6 oz.	1.50
Steel Tapes	8	8 oz. each	.75
Light Cord with Swivel Attachment	2	3 oz.	.50
Cords for Metal Electrodes		4 oz. per pair	.75
Cautery Outfit Complete	8	8 oz.	1.75
Diagnostic Lamp Outfit complete	8	6 oz.	3.50
Replacing Diagnostic Lamp—Tungsten		2 oz.	.50
Replacing Pilot Lamp—Tungsten		2 oz.	.50
Metal Hand Electrodes without Cords		4 oz. per pair	.30
Moist Electrodes without Cords		4 oz. each	.75
Universal Handle for Vacuum Electrodes	17	4 oz.	.75
Block Tin Electrodes		8 oz. each	.50
Extra Faces for Spark Gap		4 oz. each	1.00
Replacing Fluoroscopic Screen per sq. in.		8 oz.	.25
Eye Magnet for use on Cautery Circuit		4 oz.	3.50
Vacuum Electrodes ordinary to fit Universal handle	17	6 oz. each	.75
Vacuum Electrodes insulated,	17	6 oz. each	1.50

We are prepared to quote prices for electrodes of special design also for various types of treatment X-Ray tubes. Special attention will be given to the repair of X-Ray tubes and prices for same will be quoted on application.



COUNTWAY LIBRARY OF MEDICINE

RC

78.5

C15

