DECLASSIFIED E.O. 12065 SECTION 3 402/NNSS NO. [illegible]

GHQ/SCAP Records (RG 331, National Archives and Records Service)

Description of contents

(1) Box no. 3011

(2) Folder title/number: (2)
Field Trip Report

(3) Date: May 1950 - May 1951

(4) Subject:

Classification	Type of record
9621	Z

(5) Item description and comment:

Chugoku

(6) Reproduction: (Yes) No

(7) Film no. Sheet no.

(Compiled by *National Diet Library*)

DECLASSIFIED E.O. 12065 SECTION 3 NLS #

FIELD TRIP REPORT

R.G. STRADLEY

3 May 1950
Shimonoseki

1. Purpose: Shimonoseki

Inspection of Chemical Plant at Nitto Ryuso Company.

2. Background:

Surveillance in accordance with O.D. 11.

3. Discussion:

Discussion and inspection of the plant with Mr. Tomita, Chief of Warehouse Section revealed:

a. Production:

Name	Monthly Average	Target
Superphosphate of Lime	3,000 ton	5,000 ton (Aug 1950)
Sulphuric Acid	1,750	3,000
Total:	4,750 ton	8,000 ton

MONTHLY AVERAGE

Location	Superphosphate of Lime	Sulphuric Acid
Niigata Plant	4,500 ton	2,300 ton
Tokyo Plant	1,500	Nil
Shimonoseki Plant	3,000	1,750
Total:	4,750 ton	8,000 ton

b. Export:

The plant will produce 1,000 tons of a combination fertilizer consisting of Ammonium Sulphate, Potassium Chloride and Phosphate of Lime from 5 May and complete its shipping to Okinawa by 20 May 1950.

DECLASSIFIED E.O. 12065 SECTION 3-402/NNDG NO. [illegible]

The fertilizer will be used particulary for the production of sweet potatoes in Okinawa.

c. Pyrite:

The plant purchase about 100 tons of pyrite ores from Kawayama Mine located about 30 miles north of Iwakuni. The pyrite ores are highly volatile and liable, to burn itself quickly. Mr. Tomita stated the sulphur content decrease from 33% to 30% within one week if they are left as stock-pile. At the plant the pyrite ores from the Kawayama Copper Mine are mixed with the pyrite ores from the Yanahara Mine at the ratio 10% of the former against 90% of the latter.

The Yanahara Mine's monthly production averages about 33,000 tons. According to Mr. Tomita if the Yanahara Mine's monthly production of pyrite ores should not increase from the present 33,000 ton to 40,000 tons in the future the supply of pyrite ores in the Kansai Region will become considerably short.

d. Officials of Fukuoka Fertilizer Examination Office, MA & F come to the plant two or three times a month to check the analysis of superphosphate of lime conducted by the plant's technician. In order to maintain the standard quality of 16% the plant's target for quality is from 16.2% to 16.3%. The superphosphate of lime is left as stockpile about two weeks to dry up its moisture before bagging by hand into 45 k.g. bags. Approximately 3,000 bags are being bagged on an average per day.

In case desired quality has not been attained the price of super-phosphate of lime will be lowered by the company is proportion to the quality lowered.

e. The company employees 300 people who have organized into a labor union. The monthly base pay is ¥ 9,700 and labor relations are satisfactory.

4. Conclusion:

None.

5. Recommendation:

None.

RGS
R.G. STRADLEY

DECLASSIFIED E.O. 12065 SECTION 3-402/NNDS NO.

乙 硫酸工場系統圖 日東硫曹株式會社 下関工場

第二表 SCALE 1/200 SIZE



DECLASSIFIED E.O. 12065 SECTION 3-402/NNDG NO.

DECLASSIFIED E.O. 12065 SECTION 3-402/NNDS NO. [illegible]



DECLASSIFIED E.O. 12065 SECTION 3-402/NNDG NO.

日東硫曹株式會社 下関工場 硫酸工場 系統図 (乙)

第一表 SCALE 1/200 SIZE

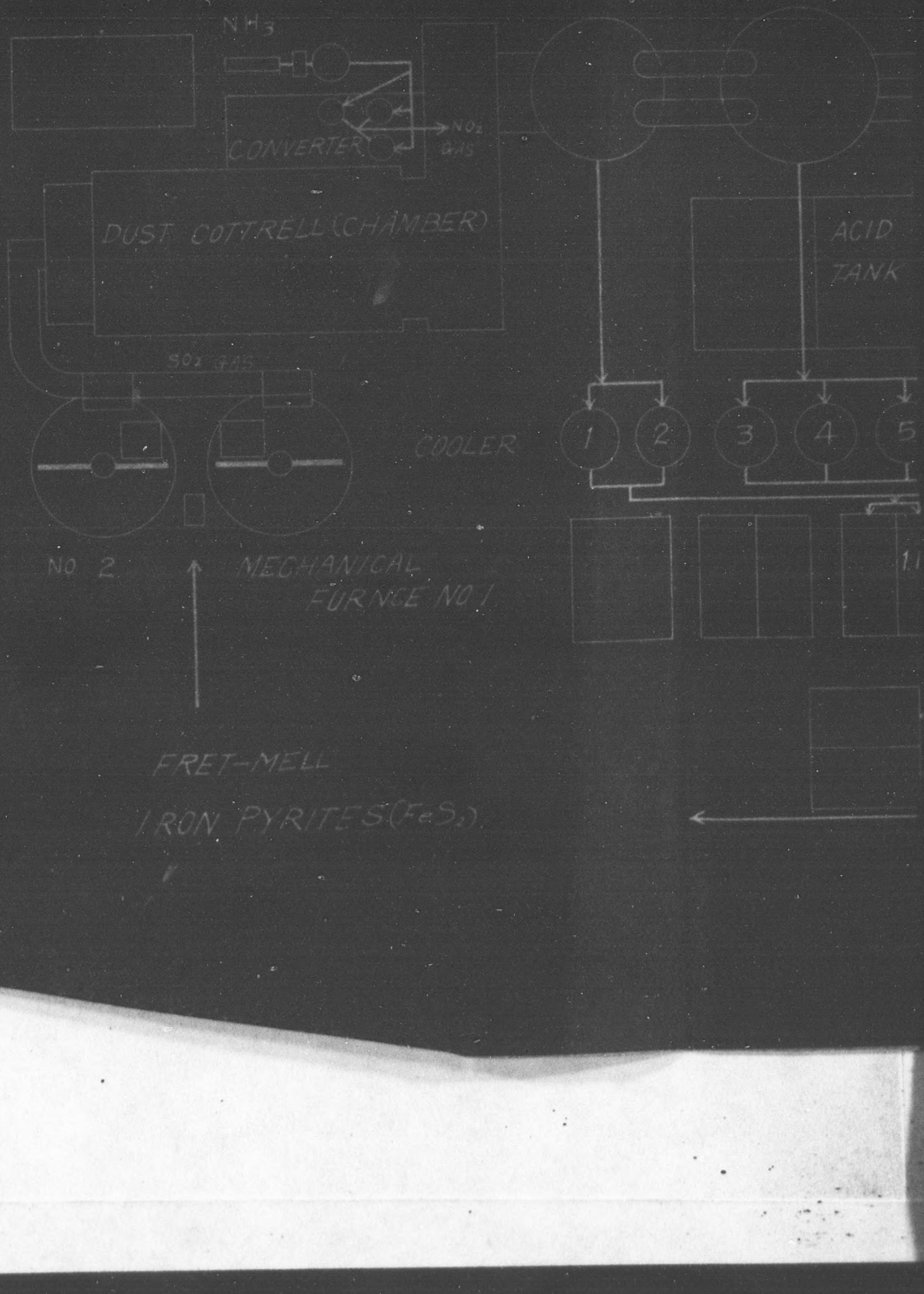

DECLASSIFIED E.O. 12065 SECTION 3 102/MNSC NSC

硫酸工場 系統図 (乙)

SCALE 1/200 SIZE

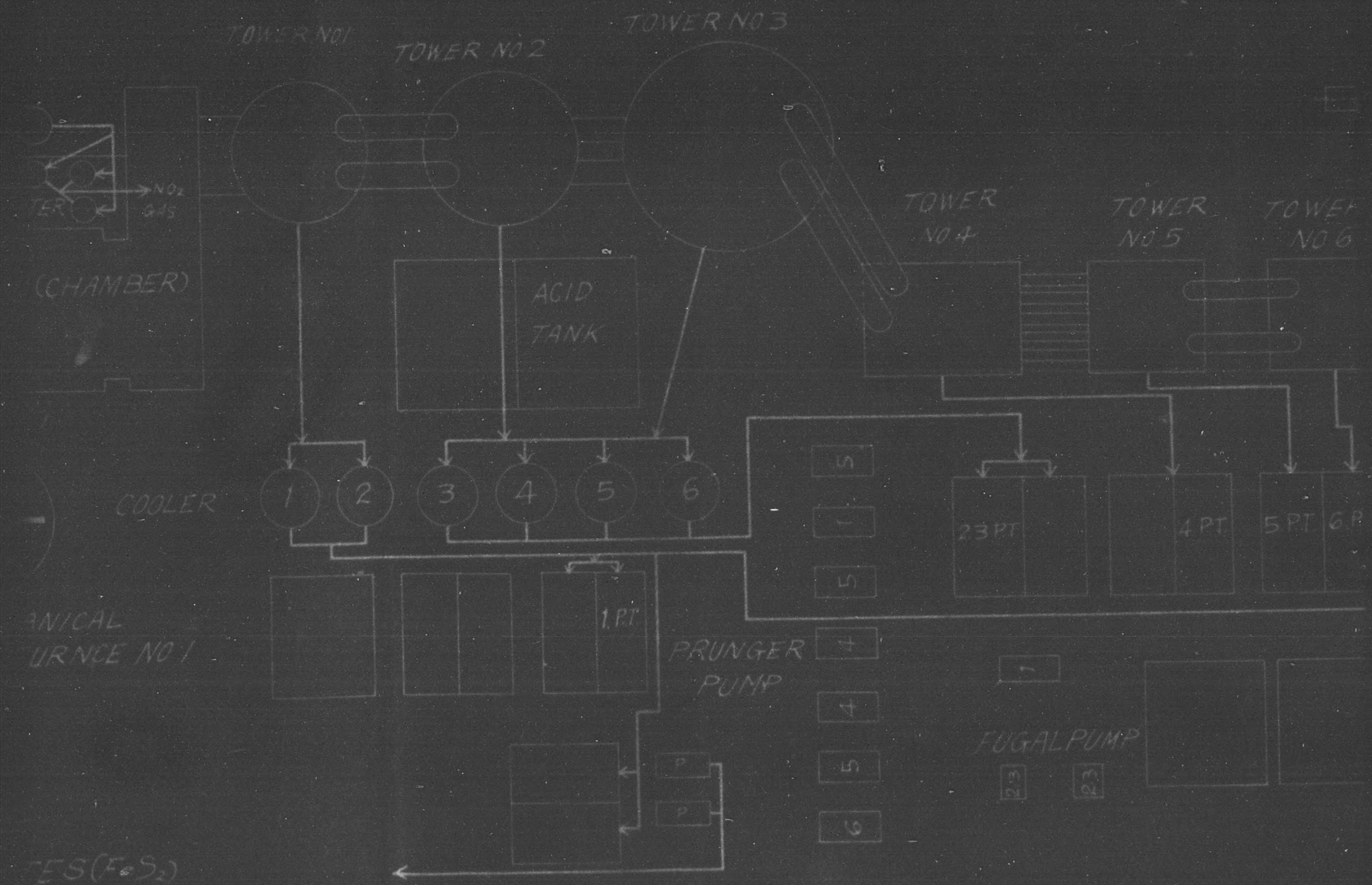

DECLASSIFIED E.O. 11652 SECTION 3 (E)(1)(2)(3) or (4)



DECLASSIFIED E.O. 12065 SECTION 3 (E)(1)(B) NLS #

DATE	SUBJECT	ISSUING HEADQUARTERS & INDORSEMENTS
13 July 1950	A conference with Chief of Commerce and Industry Section of Yamaguchi Economic Dept.	CCAR

DECLASSIFIED E.O. 12065 SECTION 3 (b), MR [illegible]

I-44-Y

FIELD TRIP REPORT

R.G. STRADLEY

13 July 1950
Yamaguchi

1. Purpose:

A conference with Chief of Commerce and Industry Section of Yamaguchi Economic Department.

2. Background:

Surveillance in accordance with O.D. 11.

3. Discussion:

According to Mr. Oda, Chief of Commerce and Industry Section, Prefectural Credit Gurantee Association is functioning as efficiently as in any other prefecture.

Total capitalization is broken down as follows:

Investing Organs.	Amount
Prefectural Government	¥ 15,000,000
Local Banks and financing organs.	1,010,000
Chamber of Commerce and Industry	4,000,000
Total	¥ 20,010,000

The Commerce and Industry Section does not directly handle such major industry as steel and iron, coal mining and chemical fertilizers as they come under the jurisdiction of Hiroshima Branch of MITI should there be any problems in connection with large size plants the Section will refer the matter to Hiroshima Branch of MITI or the Ministry in Tokyo.

4. Conclusion:

The Section is concentrating its efforts to help the small and medium enterprisers out of the present financial difficulties.

DECLASSIFIED E.O. 12065 SECTION 3 (E)(1) NARS DATE 11-30-95

Adding of 3% - 4% on top of the prevailing local bank's rate of interest of approximately 10% by the Prefectural Credit Gurantee Association in the name of investigation fees does not convince one that the loans so received by the small and medium enterprisers at the final rate of interest of approximately 14% would eventually be advantageous and helpful to the borrowers. Such high rate of interest will only encroach upon the future production cost and finally hamper the rationalization of industry.

5. Recommendations:

It was recommended to Mr. Oda that efforts should be made to lower the prevailing rate of interest on loans from financing organs through the methods as explained in other prefecture.

Mr. Oda's attention was called to the importance of maintaining precautionary measures against unexpected airraids or sabotage on the production line of the Asa Plant of Nippon Kayaku Company which is currently supplying about 65% of the total amount of dynamite to the Kyushu Coal Mines. He was advised to take up this matter confidentially with the manager of the Asa Plant and simultaneously contact NRP chief concerned for cooperation.

R. G. STRADLEY

D/RGS/fk

DECLASSIFIED E.O. 11652 SECTION 3 (E)(1)(2)(3) NLS

I-44-T

ECONOMIC DEPARTMENT

DATE	SUBJECT	ISSUING HEADQUARTERS & INDORSEMENTS
11 July 1950	FIELD TRIP REPORT - A Conference with Pref. Economic Department Chief and his Staff	CCAR
23 Aug. 50	A Conference with Tottori Prefectural Economic Department Officials.	CCAR

DECLASSIFIED E.O. 12065 SECTION 3 (E)(2) NLSB NO.

FIELD TRIP REPORT

T. KAJIYA

Tottori
23 August 1950

1. Purpose:

A conference with Tottori Prefectural Economic Department Officials.

2. Background:

Surveillance in accordance with O.D. 11.

3. Discussion:

Conferees, Chief of Tottori Prefectural Economic Department and his staff.

PRICE AND FILE

MANUFACTURING AND INDUSTRY FILE

Prefectural Government is attempting to induce the Shikisima Boseki K.K. to set up a branch plant at the former site where the company operated 60,000 spindles before the war. As the former site is now in use by the Shinko Kogyo, Kurayoshi Plant, the Prefectural Government are negotiating not only with the Government authorities, the Kurayoshi Boseki K.K. but with the Shinko Kogyo K.K.. Although it is not yet definite a pulp manufacturing plant is also being in duced to come to the prefecture.

In view of the fact that tourist industry in Tottori Prefecture is hampered to a great extent by the great number of tunnels between Osaka and Taisha, electrification of railway locomotives is under consideration together with the building of excellent international turist hotels at Mt. Daisen and Misasa Hot-springs.

Strengthening of the Prefectural Credit Guarantee Association activity and establishment of a branch office of the Commerce and Industry Bank in the city are under consideration to facilitate smooth financing of the small and medium enterprisers.

In order to protect the industrial plants from high electric power rates due to the 9 - bloc electric reorganization bill scheduled to be presented to the next Diet, the officials eagerly desire to have local differences in the power rates minimized.

Efforts are being made by the prefectural officials to help rehabiliate the two major plants that have been burned down by fire i.e. Sendai Seishi K.K. and Tottori Match Manufacturing Company.

Since the Asahi Seishi K.K. was unable to pay taxes and Health Insurance Premiums, the Taxation Office attached the buildings and machines of the said company and held an auction. The Sendai Seishi K.K. acquired the buildings and machines of the Asahi Seishi K.K. through open bidding.

DECLASSIFIED E.O. 12065 SECTION 3 402/NNSS NO.

As for other debt of the Asahi Seishi lenders and share-holders, the payment of debt was dropped through mutual consent of the various parties concerned after many negotiations.

The new Sendai Seishi K.K. was established with a total capitalization of ¥ 6,000,000. The majority of the former shareholders of the Asahi Seishi K.K. have made new investments to become the shareholders of Sendai Seishi K.K.

Status of Sendai Seishi K.K.

Production, 12,000 lbs of paper, per day.

Sole receiver of products, The Asahi Press.

Tentative production target, 15,000 lbs per day.

Power Sitsutions:

Allocation	Requirement	Remark
140000 KWH	400,000 KWH	Only one machine is in operation

NOTE: The plant is operating only 10 days in a month.

The company is negotiating with the Hiroshima Bureau of MITI for more allocation of electric power.

If the dredging of the Sakai Port is completed, it is possible for a ship of 3,000 ton - 5,000 ton to navigate in the harbor and the pier is capable of berthing three 3,000 ton ships at one time. Construction of outer harbor to take care of a 10,000 ton ship was under consideration but the plan has never been realized. The Sakai Port is important in light of its connection with Korea, Hokkaido and Kyushu.

4. Conclusion:

No problem regarding the liquidation and settlement of the debt of Sakai Seishi K.K. appear to occur in the future.

Inducement of industrial plants to the prefecture is seriously under consideration to bolster up the industrial development in the prefecture.

5. Recommendations:

a. It was recommended to the officials that they should feel free to consult with this headquarters if they should face any difficulty in regard to the utilization of the Shinko Kogyo, Kuragoshi Plant (Reparations designated plant) for establishing a branch plant of the Kurayoshi Boseki K.K. although a mutual agreement between the two plants is prerequisite to the solution.

DECLASSIFIED E.O. 12065 SECTION 3 402/NNBS NO.

b. It is recommended that this headquarters aid the Sendai Seishi Co. in obtaining more power allocation. If this is done production will increase three folds and approximately 130 persons can be added to its employee. News paper is now in great demand and no difficulty is expected in selling of its products.

TETSURO KAJIYA
Distribution & Industry Division

DECLASSIFIED E.O. 12065 SECTION 3 402/NNDS NO: [illegible]

I-44-T

FIELD TRIP REPORT

R.G. STRADLEY

11 July 1950
Tottori

Tottori

1. Purpose:

A conference with prefectural Economic Department chief and his staff.

2. Background:

Surveillance in accordance with O.D. 11.

3. Discussion:

Conferees, Mr. Kagami, Chief and his staff.

The Asahi Paper Mill has been dissolved and now is in a liquidating stage. A new company under the name of Sendai Seishi Company will take over the plant with a total capitalization of ¥6,000,000 and is expected to start operation from August 1950. This change was made possible through a ¥30,000,000 loan from the Sanwa Bank.

No prospects for the future operation of the Tottori Match Company were in evidence. It appears that there is some friction among the members of boad of directors as to the future plans.

Tottori Prefecture is exerting efforts to develop its wood working industry, which has long been noted as the foremost industry in the prefecture. Prefectural Industrial Experimental Station is giving necessary guidance and orientation to the enterprisers with respect to technical improvement, new design and pattern of wood work products.

The prefecture has very few industries worthy of mention. A majority of them are medium and small enterprisers who are confronted with stringent financial conditions due to poor management and obsolete equipments and facilities.

Reports on the activities of enterprise section, Economic Department are in our file.

4. Conclusion:

Efforts are being made to help the medium and small enterprisers out of the present economic difficulties making use of the government, semi-government and private financial organs. But, furnishing badly needed equipment and revolving

DECLASSIFIED E.O. 12065 SECTION 3 402/NNDS NO: [illegible]

funds alone would not solve the question at issue. Lowering the rate of interest amounting to some 14% per year and furnishing foundamental technical guidance in the way of production, quality and cost control are most essential.

5. Recommendations:

It was recommended to the officials that they should try to lower the prevailing rate of interest on loans through the prefectural assembly or through the Diet members elected from the prefectural electrate and to rationalize industries on a self-sustaining basis.

R.G. STRADLEY, DAC

DECLASSIFIED E.O. 12065 SECTION 3 402/NNBS NO: [illegible]

I-44-S

ECONOMIC DEPARTMENT

DATE	SUBJECT	ISSUING HEADQUARTERS & INDORSEMENTS
12 July 1950	FIELD TRIP REPORT - A Conference with Chief of Shimane Pref. Economic Dept. and his Staff.	CCAR
22 Aug. 50	A Conference with Prefectural Economic Department Officials.	CCAR

DECLASSIFIED E.O. 12065 SECTION 3 402/NNSG NO. [illegible]

FIELD TRIP REPORT

T. KAJIYA

Matsue
22 August 1950

1. Purpose:

A conference with Prefectural Economic Department Officials.

2. Background:

Surveillance in accordance with O.D. 11.

3. Discussion:

Chief of Shimane Prefectural Economic Department and his staff.

Status of Molybdenum mining:

Name of Mine	Sorting Capacity (per day)
Seikyu Mine	10 ton
Daito Mine	1 ton

PUBLIC FILE AND DISTRIBUTION
MANUFACTURING AND INDUSTRY FILE

The Prefectural Economic Department is considering to establish some industrial plants connected with the Molybdenum mining around Seikyu Mine, Ayo-mura Ohara-gun.

The Molybdenum is being shipped to the Kawasaki Heavy Industries Ltd, Kawasaki City.

No definite estimate of natural gas industry can be made pending the test boring to be conducted sometime in December 1950. The Prefectural Official in charge, however, estimated that the volume of natural gas to be produced would be in all probability around 200 M3 per day.

No appreciable increase in the production of Gypsum will be realized in the foreseeable future as the production is carried out under the guidance of Hiroshima Bureau of MITI. Until the current investigation by Hiroshima MITI into the demand for Gypsum warrant the future production increase, MITI believes that production should be curtailed.

The Copper mine located at Udo is producing 40 tons - 50 tons of Copper Ores per day. With the increase in the price of copper since the out break of war in Korea there are good prospects for the mine.

DECLASSIFIED E.O. 12065 SECTION 3-402/NNDS NO: [illegible]

Sanin and Hokkoku Coal mines had to close down due to their inability to find markets for the low calory coal (3800 cal - 4000 cal). However, having obtained sufficient capital and being promised to receive necessary technical advices from a certain Kyushu coal mine, these mines expects to commence operation again with the projected production of 5,800 calory coal.

Shimane Rayon Company was granted permission to operate at Muruda from MITI on 27 July 1950. Only factor delaying the commencement of operation is insufficient fund for which every effort is being exerted. If realized, the plant will be able to produce 3 tons of high tenacity rayon yarn per day through a continuous process.

The suspension of the U. S. Aid Counterpart Fund will temporary hamper the following hydroelectric power generation projects:

Name of Project	Expected General Capacity	Name of Company	Remark
Shin-Yumura	8,000 KW	Hippatsu	Expected to be completed in Sept. 1951.
Akizuka	20,000 KW	Nippatsu	Scheduled to be started in 1950.

The Prefectural Credit Guarantee Assocision (capitalization, ¥15,000,000, authorized to gurantee to the amount of ¥ 150,000,000) has guranteed a total of ¥ 60,000,000 to date.

4. Conclusion:

No difficulty in the procurement of raw materials for the plants presently operating in the prefecture was in evidence.

The now avilability of the U. S. Aid Counterpart Fund for the enhancement of hydro-electric power generation projects and for financing of the small and medium enterprisers was mostly eagerly desired.

5. Recommendation:

None.

TETSURO KAJIYA
Distribution & Industry Division

DECLASSIFIED E.O. 11652 SECTION 3 (E)(2)(B) NLS

I-44-S

FIELD TRIP REPORT

R.G. STRADLEY

12 July 1950
Shimane

1. Purpose:

A conference with Chief of Shimane Prefectural Economic Department and his staff.

2. Background:

Surveillance in accordance with O.D. 11.

3. Discussion:

Like Tottori, Shimane Prefecture is endeavoring to help the small and medium enterprisers out of the present financial difficulties. As there are few large size industries efforts are also being made to induce large industrial plants to the prefecture. Inducement of Shimane Rayon Company and Nisshin Paper manufacturing company to Masuda, development of natural gas production along the Hii River and Izumo area for domestic consumption are a few cases worthy of mentioning.

Prefectural Credit gurantee association with a total capitalization of ¥16,000,000 was functioning satisfactorily in facilitating bank loans to the small and medium businessmen, who are otherwise unable to get loans from banks for revolving funds. The utilization of U.S. Aid Counterpart fund for equipment fund was not in evidence.

The prefecture ranks 14th in the Japanese Sericultural industry and is intending to increase the present production of silk under a 5 year program from 300,000 kan to 500,000 kan per year. There are five silk plants that are in 75% operation and are usually idle at least for one month per year due to the shortage in cocoon supply. Mulberry does not constitute a problem as prefectural requirements are being met adequately. But the prefecture will have to import a substantial quantity of cocoon from other prefectures to keep its five plants operating for sometime to come.

Production of gypsum, being mined in the northern part of the prefecture, ranks about 4th in Japan. Only one copper mine (in Udo) is in operation without national subsidies.

DECLASSIFIED E.O. 12065 SECTION 3 402/NNSC NO.

Reconstruction of Molybdinum mines in Daido area is under consideration although they have been entirely idle since the war's end. The Sanin and Hokkoku coal mines are now producing 5,800 calory coal respectively. No production of iron ores was in evidence.

Reports on the activities of Industry Promotion Section; Economic Department, status of installation designated for Reparations; Matsue Thermo Power Station of Nippatsu K.K. (36-02), outlines of tourist industry and foreign trade are in our file.

4. Conclusion:

An overall scientific survey on mineral resources will be executed by the prefectural government from August 1950. The program will require at least two to three years to complete it.

The present state of affairs in Korea and Manchuria is adversely affecting the exports trade and shipbuilding industry.

5. Recommendation:

It was recommendated to the officials that:

a. A scientific study be made in the utilization of the tremendous amount of effloresoent granite sand flowing down from the upper reaches of the Hii River.

b. An investigation be made to see if there should be any possibility of developing a cement mill with the use of limestone in Masuda area as the supply of coal is easily available in the prefecture or from Yamaguchi Prefecture at cheap freightage.

c. It will be worthwhile to study the possibility of developing brick manufacturing industry with the use of special clay that is abundant in the prefecture.

RGS

R. G. STRADLEY, DAC.

DECLASSIFIED E.O. 12065 SECTION 3 402/NNBS NO: [illegible]

ECONOMIC DEPARTMENT

DATE	SUBJECT	ISSUING HEADQUARTERS & INDORSEMENTS
10 July 1950	FIELD TRIP REPORT - A Conference with Pref. Economic Department and Commerce & Ind. Dept.	Staff. CCAR
20 April 51	Field Trip Report - Mr. Nelson	CCAR

DECLASSIFIED E.O. 12065 SECTION 3 402/NNBS NO: [illegible]

MR. J.M. NELSON

FIELD TRIP REPORT

20 April 1951

I-44-0

Prefectural Food Section:

No irregularities with respect to the transition from the former Kodan distribution system to the present private rice dealer setup were in evidence. Chief Saito reports that 238 former Kodan retailers are very familiar with the new procedure, paper work, etc. but 458 newcomers are not well versed in the paper work phase of the new business. The Prefectural Food Section began on 16 April 1951 an orientation and guidance program for the newcomers, the program is to continue for a period of one month.

Unpredictable status of a bill for the decontrol of wheat is causing the prefectural food official to entertain some apprehensions about the future if wheat should not be decontrolled. For the 1950 wheat, the pre-planting delivery quota was made in September 1949, whereas no delivery quota was made in 1950 for the 1951 wheat according to "Shokuryo Kako Rinji Soshi Ho" (Food Processing Emergency Measures Law).

Quoting from an article printed in the Asahi Press dated 18 April 1951, Mr. Saito reports that the farmers in Okayama Prefecture are happy to know that the government will purchase Okayama wheat at higher prices than that paid to the inferior grade of wheat produced in other prefecture.

I-44-0

Prefectural Commerce and Department:

Major industries, export items, the organization setup and function of the Prefectural Commerce and Industrial Department were discussed with chief Katayama.

Efforts are being made to market the products of Okayama Prefecture in the domestic as well as overseas market. "Export Industry of Okayama Prefecture, 1951" with many pictures and lists of different types of industries is in our file.

Mr. Katayama reports that generally speaking the trends in commerce and industry are getting brighter with respect to the volume of exports; programs for production increase and expansion of plant facilities are under contemplation by various industrial companies.

A chief battleneck lies in financing. Low interest long term loans are most earnestly desired by the enterprisers for either working funds or equipment funds.

DECLASSIFIED E.O. 12065 SECTION 3 402/NNBS NO: [illegible]

FIELD TRIP REPORT

I-44-O

R.G. STRADLEY

10 July 1950
Okayama

1. Purpose:

Okayama

A conference with Prefectural Economic Department and Commerce and Industry Department staff.

2. Background:

Surveillance in accordance with O.D. 9 and 11.

3. Discussion:

Conferees, Mr. Honjo, Chief of Economic Department and his staff, and the staff of Commerce and Industry Department.

Prefectural Economic Department consists of seven sections, i.e., Agriculture, Aquatic Products; Food Stuffs, Livestock, Silk, Agricultural Cooperative and Agricultural Improvement Sections.

Prefectural Commerce and Industry Department has been recently reorganized into three sections, i.e., Commerce and Industry, International Trade and Tourist Industry and Fiber Sections. Reports enumerating the functions of abovementioned each section are in our file.

This year's rice planting has already reached 98.6% of the total acreage of 80,000 cho in prefecture as of 30 June 1950 which compares favorably with 89% as of the corresponding date last year or actually one week's advance.

Okayama Prefecture attained 31.3% in the 1950 wheat delivery as of 30 June 1950 with a total delivery quantity of 137,842.2 koku against the preplanting quota of 440,300 koku. The status of 1950 wheat delivery as of 30 June 1950 broken down by cities and guns is as per attached sheet. Prefectural Government wishes to receive at least a 15% reduction in 1950 wheat delivery quota as a substantial amount of wheat has been damaged due to destructive insects and too much rain. The reduction percentage was to be decided at the conference of governors on 15 July 1950.

Fertilizers for this year's rice is in sufficient supply. There will be, however, some farmers who have already used them for this year's wheat and are in need of supplemental allocation. The decontrol of fertilizers will become effective on 1 August 1950 and it is expected that the demands will decrease for a certain period after the decontrol as prices

DECLASSIFIED E.O. 12065 SECTION 3 402/NNBS NO:

will increase by 70% and that the farmer will try to use such self-supplied fertilizers as horse manure and compost.

There will be elections for the members of the Fishery Adjustment committees on 15 August 1950. Suspension of national subsidies on fishery and decontrol of fish have brought many fishermen and about 200 marine products processors in the prefecture into difficult business conditions, stated chief of Aquatic products Section.

During the months of May and June 1950, 60 and 90 restaurant violation cases were referred to the Prefectural Public Hearing Committee for action respectively.

Sericultural enterprisers are earnestly wishing some concrete measures be taken to stabilize the prices of silk as the past fluctuation as mentioned below was to great too warrant the constant endeavour and plans on the part of enterprisers.

Year		Price
Spring 1949		¥100,000 per kan
Autumn 1949		¥160,000 " "
Spring 1950		¥110,000 " "
Summer 1950	Approx.	¥140,000 " "

NOTE: 1 m.t. - 266.667 kan.

Chief of Silk Section attributed the major cause the demand and supply situations.

It is feared that the lack of farseeing production program will cause a delay in the importation of the U.S. Cotton Yarn and consequently compel many spinning plants to become idle for a certain period in the near future.

A large quantities of processed textile items released from the controlled items in accordance with Clothing Distribution Regulation (Iryo Haikyu - Kisoku), Article 17 as incentive goods and general distribution materials are constituting a problem because these items are not marketable - the farmers and general consumers do not like the patterns, designs and colors (Khaki) of these items. It is expected that such incentive goods now stockpiled in the hands of retailers will be disposed of subject to a decision to be made by the Diet. As for the items for general consumers including shirts trousers, etc., no definite measures have been formulated. An estimated total value of these item in Okayama Prefecture is approximately ¥300,000,000.

DECLASSIFIED E.O. 12065 SECTION 3 402/NNBS NO.

The allocation of electric power to the medium and small enterprisers consuming less than 500 KW per month will be based on the last year's consumption. In view of many textile manufacturing plants that come under the above category and that these textile plants should be encouraged to expand their production in the future it is the wish of prefectural government officials as well as the enterprisers that the electric power allocation be increased.

4. Conclusion:

Bureaueratic handling of clothing items is affecting petty retailers adversely.

1950 wheat delivery and rice planting are progressing smoothly.

5. Recommendations:

It is recommended to Chief of Food Stuffs Section that the group ration books be checked carefully at the time of issuance as well as afterwards periodically to eliminate the distribution of staple foods for ghost population.

RGS

R. G. STRADLEY, DAC

DECLASSIFIED E.O. 12065 SECTION 3-402/NNDS NO.

DATE	SUBJECT	ISSUING HEADQUARTERS & INDORSEMENTS
29 Sep. 50	The 41th Session of Hiroshima Regional Economic Investigation Conference	C.L.C.O.
27 April 51	Conferences eith the Officials of Pref. Civil Engineering Department, Regional Consturction Bureau and Public Utility Commission for Economic Survrillance and Evaluation onthe General Progress	CCAR

DECLASSIFIED E.O. 12065 SECTION 3-402/NNDS No: [illegible]

HEADQUARTERS
CHUGOKU CIVIL AFFAIRS REGION
ECONOMICS SECTION

27 April 1951

CCAR 319.1

SUBJECT: Report of Field Trip, Hiroshima City, Hiroshima Prefecture, 26 April 1951

TO : Chief
Economics Section

PREPARED BY: John M. Nelson, Economics Section

1. REFERENCE:

O.D. 17

2. PURPOSE:

Conferences with the officials of Prefectural Civil Engineering Department, Regional Construction Bureau and Public Utility Commission for economic surveillance and evaluation on the general progress.

3. BACKGROUND:

Routine

4. DISCUSSION:

a. Construction, Hiroshima Prefectural Civil Engineering Department

Of the total Prefectural Government budget for the JFY 1950 amounting to ¥7,000,000,000, Prefectural Civil Engineering Department has been allocated ¥1,500,000,000 consisting of 60% of national subsidy and 40% of prefectural money.

The JFY 1950 public project on roads has been almost completed with the budgetary appropriation of ¥215,000,000 for national and prefectural highways and with ¥150,000,000 for the disaster rehabiliation of roads and bridges. Preparations for the JFY 1951 public work projects are in progress.

MANUFACTURING AND INDUSTRY FILE I-44

DECLASSIFIED E.O. 12065 SECTION 3 402/NNBS NO:

Of the 500 Prefectural Government people engaged in public works such as roads, rivers, harbors, city planning, erosion control, 40% are staff workers and 60% are doing construction work.

After three years since the five year road program was started in 1948, 20% of the original plan has been accomplished to date.

In Hiroshima City, the flood prevention project that has been a controversial problem since the war's end is expected to be commenced within 1951. About 4000 m^3 of the Ota River water will be diverted into the Yamanote River in the western sector of the city and six other rivers in the city are to take care of 2000 m^3 of water in order to prevent the recurrance of floods in the future. The improvement work on the Yamanote River involves the procurement of 450,000 tsubo of land (consisting of 90% of farmland and 10% of house lot) and the removal of 900 houses. The heads of Hiroshima City, Prefecture and Regional Construction Bureau will meet sometime in May 1951 before they negotiate with the local representatives regarding the problems of compensation money and substitute land. It is expected that the project will require ten years to complete.

Chief Iida of Prefectural Engineering Department is of the opinion that the improvement of the Ujina Port in order to accommodate 10,000 ton class vessels is essential to the development of Hiroshime City. Negotiations with interested Government agencies are under way for the realization of the project in the JFY 1952-1953.

The disaster rehabilitation work of Hiroshima City to which ¥3,000,000,000 has been earmarked by the Central Government has been completed 10% since it was started at the end of 1949.

Prefectural Civil Engineering Department is investigating into the feasibility of the construction of a hydroelectric power generation station on the Gono River, Futami-gun, with an eye to a flood control program.

Lack of sufficient budgetary appropriation is particularly deterring the progresses of disaster rehabilitation work procurement of new mechanical equipment and pavement of roads.

b. <u>Regional Construction Bureau</u>

Public projects in Chugoku Region with respect to rivers, harbors, No. 2 national highway, sand prevention were discussed. Mr. Sakai, Chief of Engineering Division, reports that: (1) the Regional Bureau is getting less than a half the requirements in budgetary allocation; (2) the pavement of roads should be encouraged with sufficient budgetary appropriation since the constant repair and maintenance of gravel roads is uneconomical; (3) the simplification of office work

DECLASSIFIED E.O. 12065 SECTION 3 402/NNBS NO.

and the elimination of overlapping compilation of reports should be materialized so that the engineer might be able to devote more efforts to construction work and less time to desk work; (4) the difficulty in the procurement of parts for bulldozers, trucks, passenger cars, small locomotives, etc., manufactured in foreign countries is hampering the mechnization of construction work.

The construction by the Regional Construction Bureau of several dams in Kure and its vicinity for the purposes of sand prevention and flood control is to be continued as a public project although the appropriation from the US Aid Counterpart Fund will be discontinued in 1951.

c. Electric power situation. (Public Utility Commission)

The three-day Densan Strike in the first part of April 1951 has made no appreciable effects on the power situation in Chugoku Region, which is attributable to the facts that: (1) the maximum duration of power suspension was thirty minutes on the general distribution lines; (2) the power loss during the strike period was recovered during the other periods as had been planned before-hand by the interested plants; (3) power suspension was not effected on special lines; (4) preliminary information had been furnished to the interested plants where proper countermeasures were taken by use of self-generation facilities.

There is little change in the total electric power generation output between March and April 1951.

No problem with respect to the supply and demand situation is in evidence from the standpoint of standard allocation in April 1951.

During April 1951, of the 30 specially large factories consuming more than 3000 KW in Chugoku Region, 25 factories were supplied on a basis of January 1951 allocation as they were entitled to be allocated on a basis of either January or February 1951 whichever was higher. The total electric power supplied to the specially large factories was 43,000,000 KW as compared with 26,000,000 KWH supplied to 21 specially large factories in the corresponding period in 1950.

During 1951, construction projects of the following electric power generation stations are to be started according to the five year construction plan:

Classification	Location	Capacity	Expected date of completion
Hydropower Plant	Akizuka, Shimane Pref.	40,000 KW	Oct. 1953
"	Chomonkyo, Yamaguchi Pref.	8,000 KW	Oct. 1953
"	Kabe, Hiroshima Pref.	10,000 KW	March 1953
Thermal-power Plant	Onoda, Yamaguchi Pref.	3,000 KW	not definite

DECLASSIFIED E.O. 12065 SECTION 3-402/NNBS NO:

During the JFY 1950, 81,000 electric meters were installed in Chugoku Region. According to the five year plan, 38,000 and 32,000 meters are to be installed in the JFY 1951 and 1952 respectively. The percentage of meters installed among the total consumers is not available.

The aggregate power loss between the generation plant and the final consumer is 32%, which is broken down as follows:

Classification	% of power loss
First stage Transmission lines (Nippatsu-Haiden)	10%
Second stage Transmission lines (Haiden-substations)	7%
Distribution lines	10%
Miscellaneous (Stolen, etc.)	5%
Total	32%

Chairman of the Public Utility Commission is seriously concerned with the anticipated coal shortage in the second quater (June - September 1951) at the thermal plants in Chugoku Region in view of the current consumption of large quantities of coal to meet the present increasing electric power demand.

JOHN M. NELSON
Economics Section

DECLASSIFIED E.O. 12065 SECTION 3 402/NNSS NO.

CHUGOKU LIAISON AND COORDINATION OFFICE
KURE, HONSHU

CHL No. 218

29 September 1950

SUBJECT: The 41th Session of Hiroshima Regional Economic Investigation Conference.

TO : Chief, Chugoku Civil Affairs Region.
(Attn: Chief, Price Distribution and Industry Division)

Submitted herewith for your information are summary minutes on the subject meeting held on Sept. 21 at Hiroshima Regional Economic Bureau.

Osamu Itagaki

OSAMU ITAGAKI
Director
Chugoku Liaison & Coordination Office.

Inclosure: as indicated above.

I-44-R

7997

Econ 1556

DECLASSIFIED E.O. 12065 SECTION 3 (b), MARS 1/31/

The 41th Session of Hiroshima Regional Economic Investigation Conference.

The latter half session for the month of September on subject conference was opened with Mr. Isogawa in the chair due to the absence of Mr. Ohmori, Director of Hiroshima Economic Bureau and major subjects discussed thereat will be summarized as follows:

1. The subject deliberated on the session.

Inspection Program on Food Distribution Kodan

Inspection program on Food Distribution Kodan scheduled to be dissolved at the end of JFY 1950, preparation of which was made by Hiroshima Regional Economic Bureau as mentioned below, was laid before the Committee and deliberated by the same with the result of no amendment to the original program.

Food Distribution Kodan Inspection Program.

a. Purpose.

The Inspection Program is aimed not only to improve business and fiscal efficiency of the Kodan, but also to prevent the same from its unfair and illegal conduct.

b. Emplasis to be laid on inspection.

1) Content of monthly balance sheets and settlement in the end of Fiscal year 1950.

2) Content of cash on hand and deposit in bank.

3) Content of suspense and unpaid account payable as well as receivable.

4) Content of overhead expenses and dealing with relative firms.

5) Amount and content of credit.

6) Whether or not care for stocks is being made proper.

c. Objectives to be inspected.

1) Food Distribution Kodans in Chugoku Five Prefectures and the respective branches and distribution points thereof.

2) Potato and Starch Chugoku Br. and its respective offices in Okayama, Yamaguchi, Shimane and Tottori Prefectures.

3) Packing Material Bureaus of Food Distribution Kodan in Five Prefectures.

DECLASSIFIED E.O. 11652 SECTION 3 (E)(1) MHW NND

d. Inspection term.

Sept. 15 1950 thru March 31, 1951.

2. Reports made to the Committee.

a. Interim report on the inspection made to Fertilizer Distribution Kodan.

Subject report was laid before the Committee by the 1st Section Chief of Administrative Inspection Div. as follows:

1) Purpose.

Inspection is aimed at the accurate settlement of the Kodan at the time of its dissolution thru the cooperation in expediting execution of liquidation thereof.

2) Term of the inspection made.

Sept. 1 thru Sept. 11.

3) Organizations inspected.

Fertilizer Distribution Kodan in Five Prefectures and the respective branches thereof.

4) Outline of inspection conducted.

a) Credit is being collected smoothly as mentioned below with the balance receivable, amounting to 13,231,447 yen at the end of Aug.

Balance on credit

Pref.	at the end of July (A)	at the end of Aug. (B)	(B)/(A) %
Hiroshima	¥ 10,612,696	¥ 2,024,415	19
Okayama	21,970,042	6,219,816	28
Yamaguchi	9,206,613	3,964,185	43
Shimane	1,159,191	1,023,031	88
Tottori	797,654	0	0
Total	43,746,196	13,231,447	30

b) Inspite of the smooth collection made so far as mentioned above, interest for delay of credit was not always collected at the same rate. In particular, the Tottori Br. neglected to sum up it, adopting formal C.O.D. system with fiscal manipulation.

DECLASSIFIED E.O. 12065 SECTION 3 402/NNSC NO.

c) As for the stock pile of fertilizers which is estimated to amount to 180 million yen in value all over Chugoku Region, custody has not been made in a satisfactory condition at some warehouses in Okayama and Hiroshima Prefectures.

5) Action.

As for the way of custody and collection of credit as well as the interest for delay thereof, recommendations will formally be given in writing, though verbally done at the time of inspection respectively.

b. Storage survey on incentive commodities for rice and sweet potato delivered for the Fiscal Year 1949.

In view of the necessity of doing drawback for the incentive commodities which had been sold on the same price as in the previous year, due to the abolishment of transaction and consumption tax effective as from 1 Jan. 1950, both Finance and Agriculture Ministry requested EIA to investigate the matter and submit findings to the same.
Findings collected in this survey were shown to the Committee as per attached lists A.B.C.

c. Restaurant Control.

A list showing violations against restaurant control as in the attached sheets D. was given for the information of the Committee.

No. of Spot Checks

A. (Commodity Investigation Section)

Prefecture		Hiroshima	Yamaguchi	Okayama	Shimane	Tottori	Total
Total No. of objectives to be inspected(A)		1,020	855	1,215	424	414	3,945
No. of spot checks conducted	the 1st	53	76	35	31	27	222
	the 2nd	108	77	150	35	54	424
	Total (B)	161	153	185	66	81	646
Ratio	$\frac{B}{A}$	15.7%	17.8%	15.2%	15.5%	19.5%	16.3%

List Showing Errors Revealed in the Inventories of Receiving Agencies

B.

Commodity	Unit	Quantity			Amount of Money		
		Stock at the end of Feb.	Governor's Report	Error	Stock at the end of Feb.	Governor's Report	Error
Cotton fabric	tan	52,917	65,258	(+)12,760 (-) 419	26,038,744	30,875,113	(+)5,056,392 (-) 220,023
Cotton towel	hon	81,126	75,838	(+) 7,710 (-)12,998	3,208,576	2,996,682	(+) 282,417 (-) 494,311
Bleached Cotton towel	hon	25,276	25,146	(+) 0 (-) 130	701,082	696,792	(+) 0 (-) 4,290
Trouser for workers	mai	21,442	24,813	(+) 3,371 (-) 0	12,093,716	13,785,956	(+)1,692,239 (-) 0
Bicycle	dai	1,173	1,270	(+) 193 (-) 96	8,745,960	9,479,765	(+)1,460,045 (-) 726,240
Total		-	-	-	50,788,079	57,834,309	(+)8,491,095 (-)1,444,864

List Showing Errors Revealed in the Inventories of Receiving Agencies

C.

Commodity	Unit	Quantity			Amount of Money		
		Stock at the end of Feb.	Governor's Report	Error	Stock at the end of Feb.	Governor's Report	Error
Cotton fabric	tan	44,131	47,165	(+)6,710 (-)3,676	23,119,242	24,892,492	(+)3,659,058 (-)1,885,808
Cotton towel	hon	47,518	51,149	(+)7,002 (-)3,371	1,810,804	1,976,717	(+) 321,246 (-) 155,332
Bleached Cotton towel	hon	19,165	24,370	(+)6,425 (-)1,220	617,341	787,339	(+) 210,810 (-) 40,812
Trouser for workers	mai	5,992	6,414	(+) 716 (-) 294	3,482,927	3,722,750	(+) 408,822 (-) 168,998
Bicycle	dai	683	674	(+) 41 (-) 50	5,188,045	5,122,060	(+) 313,765 (-) 379,750
Total		-	-	-	34,218,360	36,501,360	(+)4,913,702 (-)2,630,702

DECLASSIFIED E.O. 12065 SECTION 3-402/NNDS NO. [illegible]

List Showing Violations

1. E.I.A.

Kind of Business	Prefecture	No. of cases		Breakdown of Violations			
		Investigated	violated	Non-Licenced Business	Offer of Designated staple food	Consignment for processing	
Hotel & Inn	Hiroshima	38	7	1	2	-	
	Okayama	7	-	-	-	-	
	Yamaguchi	-	-	-	-	-	
	Shimane	-	-	-	-	-	
	Tottori	5	-	-	-	-	
	Total	50	7	1	2	-	
Meal-coupen Restaurant	Hiroshima	8	5	-	2	-	
	Okayama	4	1	1	-	-	
	Yamaguchi	-	-	-	-	-	
	Shimane	4	-	-	-	-	
	Tottori	3	-	-	-	-	
	Total	19	6	1	2	-	
Noodle & Meal-coupon Restaurant	Hiroshima	-	-	-	-	-	
	Okayama	3	-	-	-	-	
	Yamaguchi	-	-	-	-	-	
	Shimane	3	-	-	-	-	
	Tottori	2	-	-	-	-	
	Total	8	-	-	-	-	
Light Restaurant	Hiroshima	40	32	2	9	24	
	Okayama	40	12	12	-	-	
	Yamaguchi	14	8	-	8	-	
	Shimane	7	2	-	1	-	
	Tottori	59	6	-	3	-	
	Total	160	60	14	21	-	
Tea-room	Hiroshima	-	-	-	-	-	
	Okayama	15	6	6	-	-	
	Yamaguchi	-	-	-	-	-	
	Shimane	8	7	4	-	-	
	Tottori	28	12	6	-	-	
	Total	51	25	16	-	-	
Total	Hiroshima	86	44	3	13	-	
	Okayama	69	19	19	-	-	
	Yamaguchi	14	8	-	8	-	
	Shimane	22	9	4	1	-	
	Tottori	97	18	6	3	-	
	Total	288	98	32	25	-	

DECLASSIFIED E.O. 12065 SECTION 3-402/NNDS NO.

List Showing Violations against Restaurant Business Control Law Prepa
(for August 1950)

Breakdown of Violations						Actions ta	
senc-iness	Offer of Designated staple food	Consignment for pro-cessing	False report & others	Violations of price con-trol law	Violations of food control law	Sent over to procurator's office	Admonish
1	2	-	4	-	-	-	4
-	-	-	-	-	-	-	-
-	-	-	-	-	-	-	-
-	-	-	-	-	-	-	-
-	-	-	-	-	-	-	-
1	2	-	4	-	-	-	4
1	2	-	3	-	-	-	3
-	-	-	-	-	-	-	-
-	-	-	-	-	-	-	-
-	-	-	-	-	-	-	-
-	-	-	-	-	-	-	-
1	2	-	3	-	-	-	3
-	-	-	-	-	-	-	-
-	-	-	-	-	-	-	-
-	-	-	-	-	-	-	-
-	-	-	-	-	-	-	-
2	9	22	21	-	-	1	21
3	-	-	-	-	-	-	-
-	8	-	1	-	-	-	1
-	1	-	3	-	-	-	3
-	3	-	-	-	-	1	25
14	21	-	25	-	-	-	-
-	-	-	-	-	-	-	-
6	-	-	-	-	-	-	-
1	-	-	-	-	-	-	-
4	-	-	3	-	-	-	3
5	-	-	6	-	-	-	6
16	-	-	9	-	-	-	9
3	13	-	28	-	-	1	28
19	-	-	-	-	-	-	-
4	8	-	-	-	-	-	4
4	1	-	4	-	-	-	9
6	3	-	9	-	-	1	41
32	25	-	41	-	-	-	-

DECLASSIFIED E.O. 12065 SECTION 3 402/NNSG NO.

t Business Control

Prepared by: Hiroshima Regional Economic Bureau

tions ice con- law	Violations of food control law	Actions taken against violations: Sent over to procurator's office	Admonished	Transmitted the case to police	Under investigation	Reported for administrative disposition
-	-	-	4	-	1	2
-	-	-	-	-	-	-
-	-	-	-	-	-	-
-	-	-	-	-	-	-
-	-	-	-	-	-	-
-	-	-	-	-	-	-
-	-	-	4	-	1	2
-	-	-	3	-	-	2
-	-	-	-	-	-	1
-	-	-	-	-	-	-
-	-	-	-	-	-	-
-	-	-	-	-	-	-
-	-	-	5	-	-	5
-	-	-	-	-	-	-
-	-	-	-	-	-	-
-	-	-	-	-	-	-
-	-	-	-	-	-	-
-	-	-	-	-	-	-
-	-	-	-	-	-	-
-	-	1	21	-	3	8
-	-	-	-	-	-	12
-	-	-	1	-	-	8
-	-	-	1	-	-	1
-	-	-	3	-	-	3
-	-	1	25	-	3	32
-	-	-	-	-	-	-
-	-	-	-	-	-	6
-	-	-	-	-	-	-
-	-	-	3	-	-	4
-	-	-	6	1	-	5
-	-	-	9	1	-	15
-	-	1	28	-	4	12
-	-	-	-	-	-	19
-	-	-	-	-	-	8
-	-	-	4	-	-	5
-	-	-	9	1	-	8
-	-	1	41	1	4	52

DECLASSIFIED E.O. 12065 SECTION 3 402/NNDS No.

2. M.P. and N.R.P.

Kind of Business	Prefecture	No. of cases		Breakdown of Violations			
		Investigated	Violated	Non-Licenced Business	Offer of Designated staple food	Consigement for processing	False report other
Hotel & Inn	Hiroshima	-	-	-	-	-	-
	Okayama	-	3	-	3	-	-
	Yamaguchi	-	-	-	-	-	-
	Shimane	-	2	2	-	-	-
	Tottori	-	14	-	-	2	12
	Total	-	19	2	3	2	12
Meal-coupon Restaurant	Hiroshima	-	-	-	-	-	-
	Okayama	-	1	1	-	-	-
	Yamaguchi	-	-	-	-	-	-
	Shimane	-	-	-	-	-	-
	Tottori	-	1	-	-	-	1
	Total	-	2	1	-	-	1
Noodle Meal-coupon Restaurant	Hiroshima	-	-	-	-	-	-
	Okayama	-	-	-	-	-	-
	Yamaguchi	-	-	-	-	-	-
	Shimane	-	-	-	-	-	-
	Tottori	-	-	-	-	-	-
	Total	-	-	-	-	-	-
Light Restaurant	Hiroshima	-	2	2	-	-	-
	Okayama	-	11	-	11	-	2
	Yamaguchi	-	11	4	4	1	-
	Shimane	-	1	-	-	1	9
	Tottori	-	18	8	1	-	11
	Total	-	43	14	16	2	-
Tea-room	Hiroshima	-	-	-	-	-	-
	Okayama	-	-	-	-	-	-
	Yamaguchi	-	-	-	-	-	-
	Shimane	-	-	-	-	-	2
	Tottori	-	16	14	-	-	2
	Total	-	16	14	-	-	-
Total	Hiroshima	-	2	2	-	-	-
	Okayama	-	15	1	14	1	2
	Yamaguchi	-	11	4	4	1	-
	Shimane	-	3	2	-	2	24
	Tottori	-	49	22	1	4	26
	Total	-	80	31	19		

DECLASSIFIED E.O. 12065 SECTION 3 402/MRS NO.

reakdown of Violations					Actions taken against vi		
Offer of Designated ple food	Consigement for process-ing	False report & others	Violations of price con-trol law	Violations of food control law	Sent over to procurator's office	Adminished	Tra the nol
-	-	-	-	-	-	-	-
-	-	-	-	-	-	-	-
-	-	-	-	-	-	-	-
-	-	-	-	-	-	-	-
-	-	-	-	-	-	-	-
-	-	-	-	-	-	-	-
-	-	-	-	-	-	-	-
-	-	-	-	-	-	-	-
-	2	12	-	-	-	-	-
3	2	12	-	-	-	-	-
-	-	-	-	-	-	-	-
-	-	-	-	-	-	-	-
-	-	-	-	-	-	-	-
-	-	-	-	-	-	-	-
-	-	-	-	-	-	-	-
-	-	1	-	-	1	-	-
-	-	1	-	-	-	-	-
-	-	-	-	-	-	-	-
-	-	-	-	-	-	-	-
-	-	-	-	-	-	-	-
-	-	-	-	-	-	-	-
-	-	-	-	-	-	-	-
-	-	-	-	-	-	-	-
-	-	-	-	-	1	-	-
11	-	-	-	-	8	3	-
4	1	2	-	-	-	-	-
-	1	-	-	-	-	-	-
1	-	9	-	-	11	3	-
16	2	11	-	-	-	-	-
-	-	-	-	-	-	-	-
-	-	-	-	-	-	-	-
-	-	-	-	-	-	-	-
-	-	-	-	-	-	-	-
-	-	2	-	-	-	-	-
-	-	2	-	-	2	-	-
-	-	-	-	-	2	-	-
14	-	-	-	-	8	3	-
4	1	2	-	-	-	-	-
-	1	-	-	-	-	-	-
1	2	24	-	-	12	3	-
19	4	26					

DECLASSIFIED E.O. 12065 SECTION 3 402/NNSC NO.

ons con-	Violations of food control law	Actions takes against violations: Sent over to procurator's office	Admonished	Transmitted the case to police	Under investigation	Reported for administrative disposition
	-	-	-	-	-	-
	-	-	-	-	-	8
	-	-	-	-	-	-
	-	-	-	-	-	8
	-	-	-	-	-	14
	-	-	-	-	-	19
	-	-	-	-	-	-
	-	2	-	-	-	1
	-	-	-	-	-	-
	-	1	-	-	-	2
	-	-	-	-	-	-
	-	-	-	-	-	-
	-	-	-	-	-	-
	-	-	-	-	-	4
	-	2	-	-	-	-
	-	1	-	-	-	11
	-	8	3	-	-	11
	-	-	-	-	-	1
	-	-	-	-	-	18
	-	11	3	-	-	41
	-	-	-	-	-	-
	-	-	-	-	-	-
	-	-	-	-	-	-
	-	-	-	-	-	-
	-	-	-	-	-	-
	-	-	-	-	-	16
	-	-	-	-	-	16
	-	2	-	-	-	-
	-	2	-	-	-	15
	-	8	3	-	-	11
	-	-	-	-	-	8
	-	-	-	-	-	49
	-	12	3	-	-	78

DECLASSIFIED E.O. 12065 SECTION 3 402/MRS NO.

3. Grand Total

Kind of Business	Prefecture	No. of cases		Breakdown of Violations			
		Investigated	Violated	Non-Licenced Business	Offer of Designated staple food	Consignement for processing	
Hotel & Inn	Hiroshima	[illegible]	[illegible]	1	2	-	
	Okayama	7	3	-	3	-	
	Yamaguchi	-	-	-	-	-	
	Shimane	-	2	2	-	-	
	Tottori	5	14	-	-	2	1
	Total	50	26	3	5	2	1
Meal-coupon Restaurant	Hiroshima	8	5	-	2	-	
	Okayama	4	2	2	-	-	
	Yamaguchi	-	-	-	-	-	
	Shimane	4	-	-	-	-	
	Tottori	3	1	-	-	-	
	Total	19	8	2	2	-	
Noodle Meal-coupon Restaurant	Hiroshima	-	-	-	-	-	
	Okayama	3	-	-	-	-	
	Yamaguchi	-	-	-	-	-	
	Shimane	3	-	-	-	-	
	Tottori	2	-	-	-	-	
	Total	8	-	-	-	-	
Light Restaurant	Hiroshima	40	34	4	9	-	2
	Okayama	40	23	12	14	-	
	Yamaguchi	14	19	4	12	1	
	Shimane	7	3	-	1	1	
	Tottori	59	24	8	4	-	1
	Total	160	103	28	37	2	3
Tea-room	Hiroshima	-	-	-	-	-	
	Okayama	15	6	6	-	-	
	Yamaguchi	-	-	-	-	-	
	Shimane	[illegible]	[illegible]	24	-	-	
	Tottori	28	[illegible]	20	-	-	
	Total	51	41	30	-	-	1
Total	Hiroshima	86	46	5	13	-	2
	Okayama	69	34	20	14	-	
	Yamaguchi	14	19	4	12	1	
	Shimane	22	12	6	1	1	
	Tottori	97	65	28	4	2	3
	Total	288	176	63	44	4	6

DECLASSIFIED E.O. 12065 SECTION 3 402/NNBS NO:

Breakdown of Violations						
Non-Licenced Business	Offer of Designated staple food	Consignement for processing	False report & others	Violations of price control law	Violations of food control law	Sent over to procurator's office
1	2	-	4	-	-	-
-	3	-	-	-	-	-
-	-	-	-	-	-	-
2	-	-	-	-	-	-
-	-	2	12	-	-	-
3	5	2	16	-	-	-
-	2	-	3	-	-	-
2	-	-	-	-	-	1
-	-	-	-	-	-	-
-	-	-	-	-	-	-
-	-	-	1	-	-	-
2	2	-	4	-	-	1
-	-	-	-	-	-	-
-	-	-	-	-	-	-
-	-	-	-	-	-	-
-	-	-	-	-	-	-
-	-	-	-	-	-	-
4	9	-	21	-	-	3
12	14	-	-	-	-	1
4	12	1	2	-	-	8
-	1	1	1	-	-	-
8	4	-	12	-	-	-
28	37	2	36	-	-	12
-	-	-	-	-	-	-
6	-	-	-	-	-	-
4	-	-	4	-	-	-
24	-	-	3	-	-	-
26	-	-	8	-	-	-
30	-	-	11	-	-	-
5	13	-	28	-	-	3
20	14	-	-	-	-	2
4	12	1	2	-	-	8
6	1	1	4	-	-	-
28	4	2	33	-	-	-
63	44	4	67	-	-	13

DECLASSIFIED E.O. 12065 SECTION 3 402/NNSC NO.

ons e con- w	Violations of food control law	Actions taken against violations: Sent over to procurator's office	Adminished	Transmitted the case to police	Under investigation	Reported for administrative disposition
	-	-	4	-	1	2
	-	-	-	-	-	3
	-	-	-	-	-	-
	-	-	-	-	-	2
	-	-	-	-	-	14
	-	-	4	-	1	21
	-	1	3	-	-	2
	-	-	-	-	-	2
	-	-	-	-	-	-
	-	-	-	-	-	1
	-	1	3	-	-	5
	-	-	-	-	-	-
	-	-	-	-	-	-
	-	-	-	-	-	-
	-	-	-	-	-	-
	-	-	-	-	-	-
	-	3	21	-	3	8
	-	8	3	-	-	23
	-	-	1	-	-	19
	-	-	3	-	-	2
	-	-	-	-	-	21
	-	12	28	-	3	75
	-	-	-	-	-	6
	-	-	-	-	-	-
	-	-	-	-	-	4
	-	-	3	-	-	21
	-	-	6	1	-	21
	-	-	9	1	-	31
	-	3	28	-	4	12
	-	2	-	-	-	34
	-	8	3	-	-	19
	-	-	4	-	-	8
	-	-	9	1	-	59
	-	13	44	1	4	132

DECLASSIFIED E.O. 12065 SECTION 3-402/NNDS NO.

Remarks: 1. The number of cases investigated by police authorities is unknown.

2. Number of violation cases for which both legal and administrative actions were taken:

Yamaguchi Prefecture:

Light Restaurant:		8 cases
"	:	3 cases

Okayama Prefecture:

Meal-coupon Restaurant:		1 case
Light Restaurant	:	1 case
Total		13 cases

3. 1 violation case(sent over to propriator's office) by Hiroshima Prefectural E.I.A. is one which was under investigation in June.

DECLASSIFIED E.O. 12065 SECTION 3 (b)(1) NARS Date 1-24-96

HEADQUARTERS
CHUGOKU CIVIL AFFAIRS REGION
ECONOMICS SECTION

D/WFA/TK/fhk

22 December 1950

CCAR 319.1

SUBJECT: Report of Field Trip, Shimonoseki, Hamada, and Izumo, 18-20 December 1950

TO : Chief
Economics Section

PREPARED BY: W. F. Armstrong, Distribution & Industry Division
Tetsuro Kajiya, Distribution & Industry Division

1. REFERENCE:

O. D. 11

2. PURPOSE:

Surveillance of industries and reparations plants.

3. BACKGROUND:

None

4. DISCUSSION:

EXTRACT

Nippon Sengu - Shimonoseki

The products of this company consist - of all types of fishing nets for indigenous use and export. 60% of present production is exported to the United States, Africa and the Phillippines. All raw materials which are required for the entire output of this company are imported.

Inview of the fact that 60% of the machine used for the production of nets are idle the company professed the desire for increased allocation of raw material. However indigenous sales which were excellent at the end of the war have gradually dropped to an all time low. Therefore it is necessary that exports be increased in the future if additional materials are allocated. This company is manufacturing fishing nets at a loss due to poor domestic sales but is sound financially due to income derived from sales of other fishing equipments for which they are agents.

DECLASSIFIED E.O. 12065 SECTION 3 (E)(1) AND (3)

At this time there is no apparent difficulty in connection with power supply.

In as much as workers being predominately women and elderly people no communistic elements are employed by the company, and no labor strikes are expected in the near future.

TETSURO KAJIYA
Distribution &
Industry Division

W. F. ARMSTRONG
Distribution &
Industry Division

DECLASSIFIED E.O. 11652 SECTION 3 (E)(2) NARS Date

HEADQUARTERS
CHUGOKU CIVIL AFFAIRS REGION
ECONOMICS SECTION

D/WFA/TK/fhk

22 December 1950

CCAR 319.1

SUBJECT: Report of Field Trip, Shimonoseki, Hamada, and Izumo, 18-20 December 1950

TO : Chief
Economics Section

PREPARED BY: W. F. Armstrong, Distribution & Industry Division
Tetsuro Kajiya, Distribution & Industry Division

1. REFERENCE:

O. D. 11

2. PURPOSE:

Surveillance of industries and reparations plants.

3. BACKGROUND:

None

4. DISCUSSION:

EXTRACT

Kamioka Kogyo Co. - Shimonoseki

This Co. produces zinc, sulfuric acid and cadmium from indigenous raw materials. Production is approximately 60% of its potential capacity because of limited source of raw materials. Importation of imported raw materials is necessary for 100% operation since supplies from domestic sources have been tapped to a maximum.

Financially the Co. appears to be solvent and due to recent rise in prices of items produced, operating at a profit.

Power allocation is less than the requirement and additional power at thermal rate received has increased production cost less than 1%.

Labor relations appears to be tranquil and no labor strifes expected in the near future. 17 communists elements were purged without repercussions.

W. F. ARMSTRONG

TETSURO KAJIYA

OUTLINE OF HIKOSHIMA SMELTER

AND OPERATION RECORDS

December 1st 1950

HIKOSHIMA SMELTER

KAMIOKA MINING SMELTING Co.,Ltd

Content

1. Plant Designation
2. History of Hikoshima Smelter
3. Personeel Organization
4. List of Equipment
5. Flow-sheet of Smelting Plant
6. Production in Each Month of 1949-1950
7. Raw Materials Treated in Each Month of 1949-1950
8. Coal Consumption in Each Month of 1949-1950
9. Electric Power Consumption in Each Month of 1949-1950
10. Stocks of Raw Materials and Products as of the End of ~~the End of~~ May 1950
11. Typical Analyses of Products, Intermediate Products and Raw Materials
12. Nomber of Employees at End of May 1950
13. Zinc Distillation Data in Each Month of 1949-1950
14. Sulfuric Acid Manufacture Data in Each Month of 1949-1950
15. Zinc Oxide Manufacture Data in Each of 1949-1950
16. Zinc Sulfate and Cadmium Sulfide Manufacture Data in Each Month of 1949-1950

1. Plant Designation

Name: Hikoshima Smelter, Kamioka Mining and Smelting Co,, Ltd.

Location: Yamaguchi-ken, Shimonoseki-shi, Hikoshima, 3371.

Manager: Ryuzo Kurimura

2. History of Hikoshima Smelter

This smelter was started its operation by Suzuki Shoten in 1916 and Purchased by Mitsui Mining Co., in 1928. Since then, it had been worked by one of the subsidialy companies of this company until 1935 when it was brought in under the direct management of Mitsui Mining Co., Under the date of May 1, 1950, the second company started seperating from the continued coal company, "Mitsui owing to the Reo rganization plan licensed.

This smelter is located near Moji Harbor, an open port which characterized the plant as a custom smelter of foreign ores. Before the world war II, various kinds of inported ore were treated at this smelter besides Kamioka Zinc Concentrate and other indigenous ores, I.E. Burmese, Australian, Mixican. Canadian, Indo-China. Chinese, Korean and Manchurian Zinc Concentrates.

But after the war, being suspended the importation of those foreign ores.

We have had to rely upon merely Kamioka Zinc concentratate which causes the shortage of ore supply and hinders the oxpansion of operation.

3. Personeel Organization

The Total as of the end of May 1950 is 88 . The items where of are 130 salaried men, and 691 day-wage men.

The organization chart is found on the pext paper, and the labour arrangement the plant will be found on the latter page (the items 12)

4. List of Equipments.

Kind	Unit Capacity	Number	Number in

concentrate and other indigenous ores, i.e. Burmese, Australian, Mixican. Canadian, Indo-China. Chinese, Korean and Manchurian Zinc Concentrates.

But after the war, being suspended the importation of those foreign ores.

We have had to rely upon merely Kamioka Zinc concentratate which causes the shortage of ore supply and hinders the oxpansion of operation.

3. Personeel Organization

The Total as of the end of May 1950 is 88 . The items where of are 130 salaried men, and 691 day-wage men.

The organization chart is found on the pext paper, and the labour arrangement the plant will be found on the latter page (the items 12)

4. List of Equipments.

Kind	Unit Capacity	Number	Number in Operation
Zinc distillation furnace	Ore charge 8.5T/day	9	4
Zinc Oxide Plant	Production 100T/month	1	50%
Zinc refining furnace	Production 7.0T/day	5	2
Roasting furnace (Wedge type)	Ore charge 30T/day(zinc ore) Ore charge 20T/day(pyrite)	2	2
Roasting furnace (Spirled type)	Ore charge 6.0T/day(zinc ore)	5	4
Dwight Lloyd sintering machine	Capacity 85T/day	1	1
Sulfuric Acid (Monsanto)Plant	Capacity 70T/day	1	1
Zinc sulfate Plant	Production 500T/month	1	60%
Gas Producer (Wood type)	Coal used 30T/day	5	2
Retort Plant	4000PCS/month	1	50%
Condenser plant	12000PCS/month	1	40%
Cadmium plant	3T/month	1	0
Cadmium sulfide plant	1000Kg/month	1	30%
Fire brick plant	350T/month	1	30%

Own land: 458,751 m^2, which contains 99 000m^2 of the factory site.

Leased land: 156,373 m^2,

DECLASSIFIED E.O. 12065 SECTION 3-402/NND

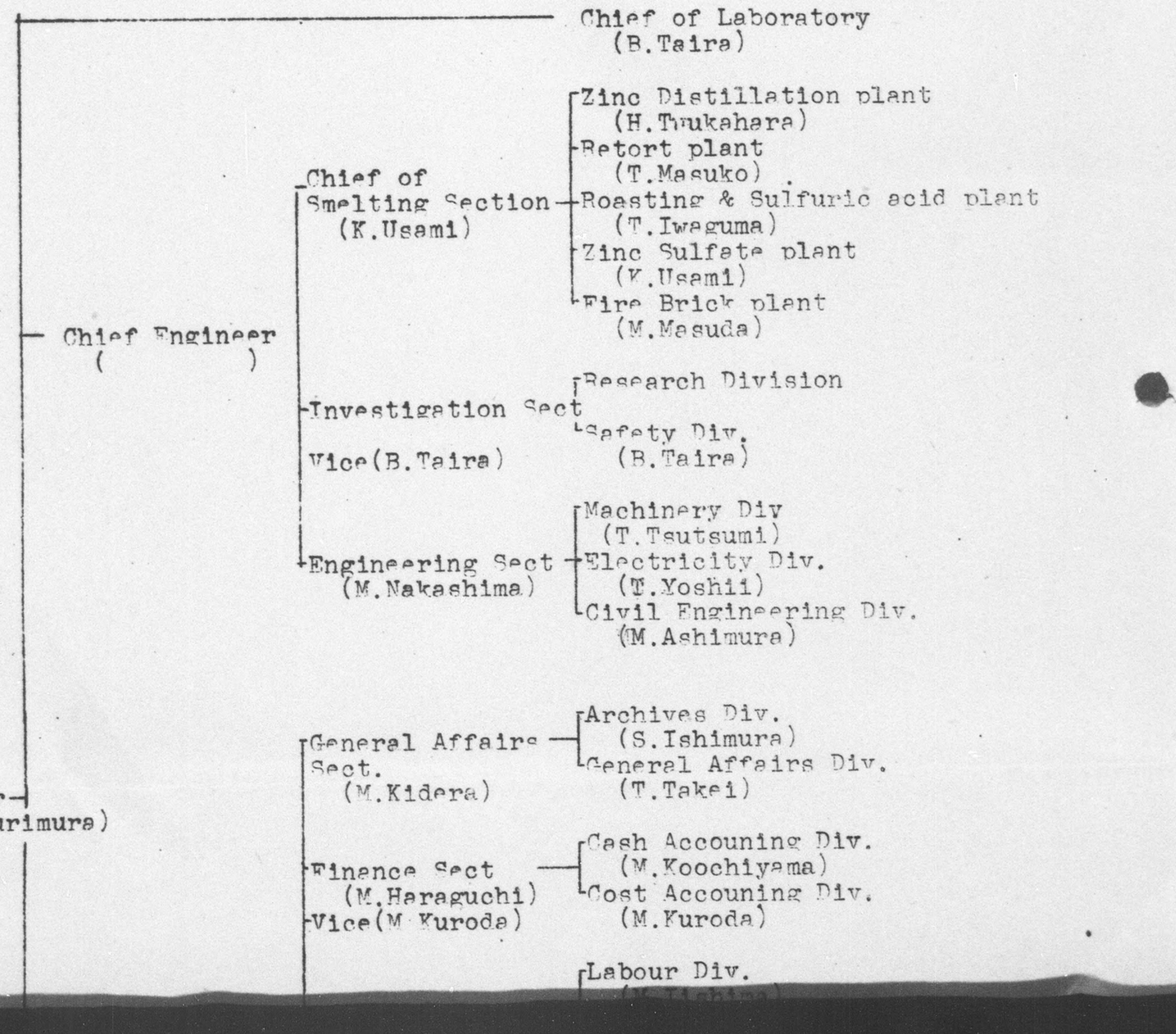

DECLASSIFIED E.O. 12065 SECTION 3 402/NNDS NO.

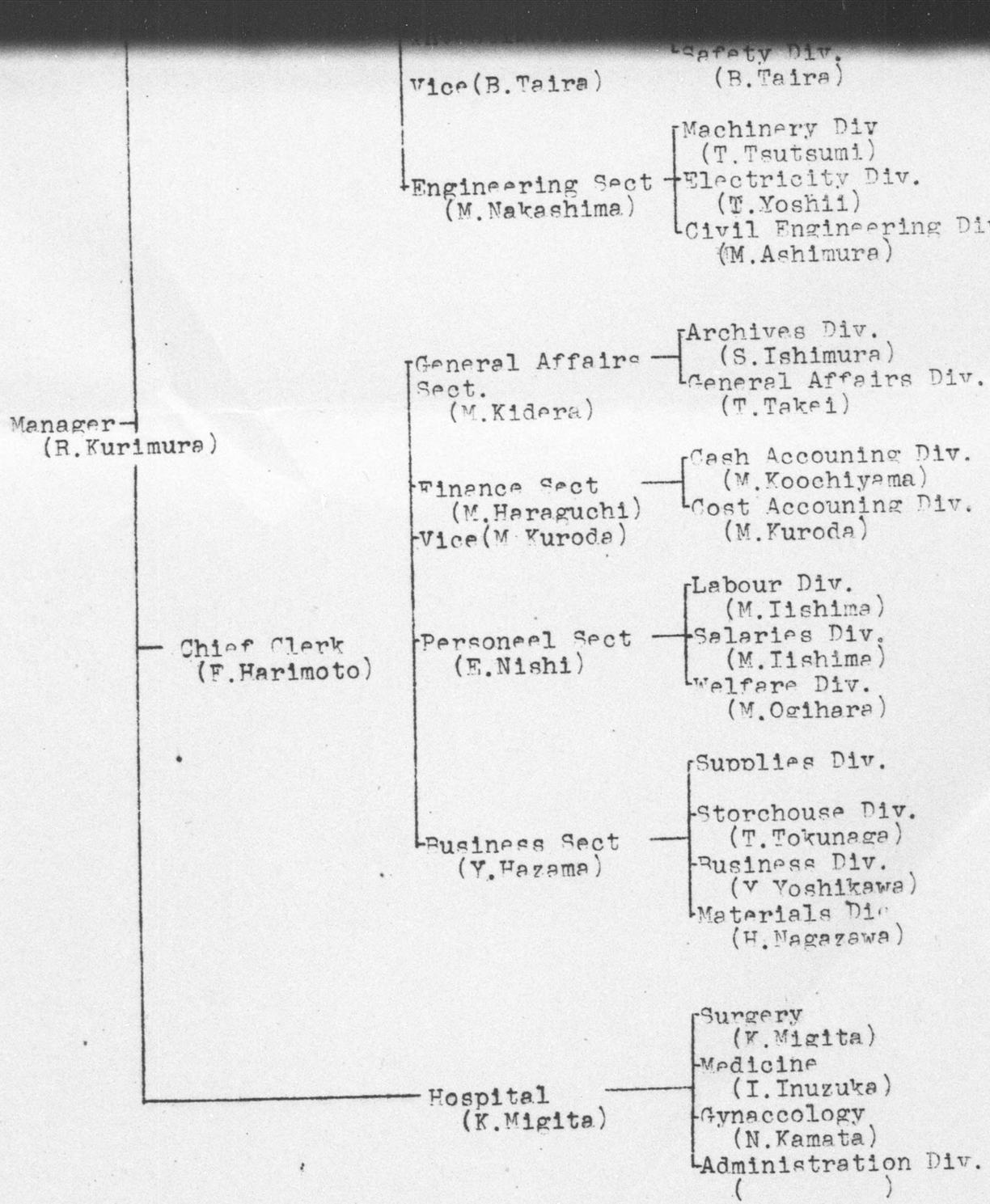

PERSONNEL OPGANIZATION CHART

5. Flow-Sheet of Smelting Plant

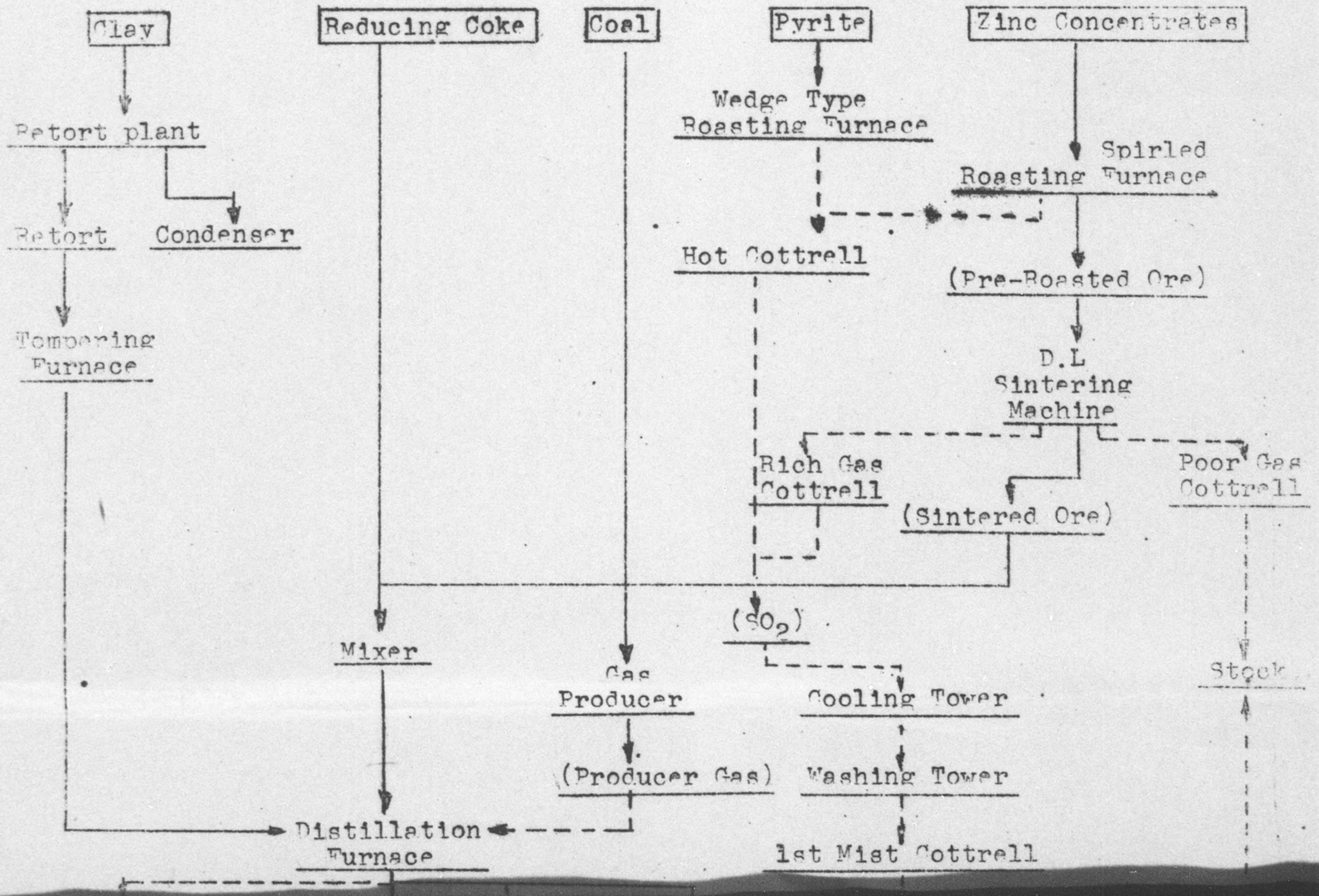

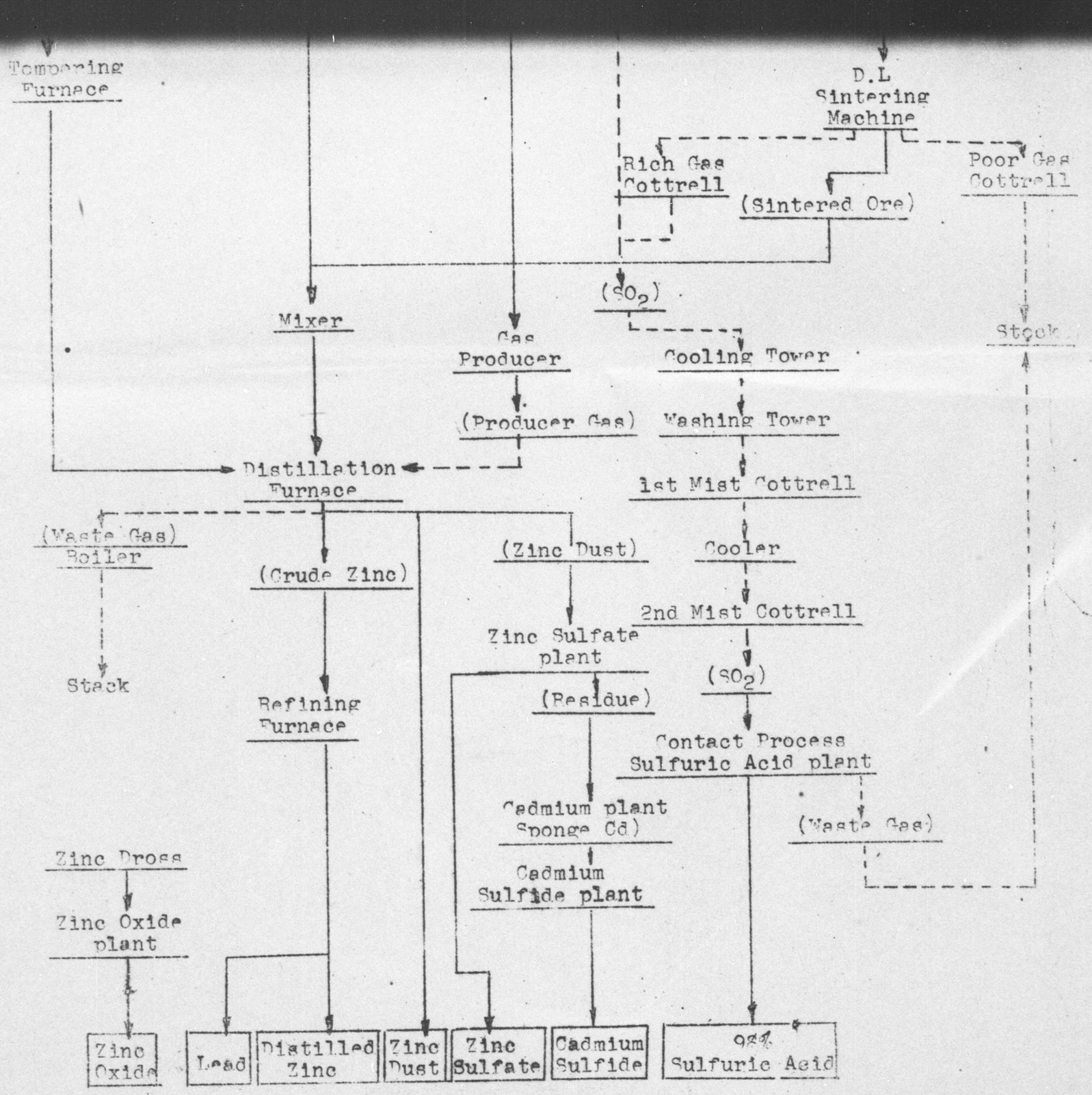
Tempering Furnace
D.L Sintering Machine
Rich Gas Cottrell
Poor Gas Cottrell
(Sintered Ore)
(SO_2)
Mixer
Gas Producer
Cooling Tower
Stock
(Producer Gas)
Washing Tower
Distillation Furnace
1st Mist Cottrell
(Waste Gas) Boiler
(Crude Zinc)
(Zinc Dust)
Cooler
Zinc Sulfate plant
2nd Mist Cottrell
Stack
Refining Furnace
(Residue)
(SO_2)
Contact Process Sulfuric Acid plant
Cadmium plant Sponge Cd)
(Waste Gas)
Zinc Dross
Cadmium Sulfide plant
Zinc Oxide plant
Zinc Oxide
Lead
Distilled Zinc
Zinc Dust
Zinc Sulfate
Cadmium Sulfide
98% Sulfuric Acid

6. Production in Each Month of 1949-1950

Period	Distilled Zinc	Zinc Oxide	Zinc Dust	Zinc Sulfate	Sulfuric Acid	Cadmium Sulfide	Fire Brick
1949	M.T	M.T	M.T	M.T	M.T	Kg	M.T
Jan.	283	74	15	61	1,[illegible]96	220	67
Feb.	238	124	15	78	1,514	280	57
March	266	36	18	74	1,750	300	98
April	233	114	16	205	1,701	403	112
May	270	43	18	156	1,802	380	96
June	352	64	28	235	1,750	460	121
July	371	116	33	244	1,717	460	120
Aug.	356	125	33	281	1 344	400	97
Sept.	346	125	35	250	2,036	400	80
Oct.	408	123	34	246	2,203	0	87
Nov.	387	105	26	237	2,202	0	118
Dec	398	91	29	310	2,203	102	115
1950 Jan.	408	58	32	362	2 255	400	120
Feb.	388	43	33	342	2,084	0	108
March	405	14	27	357	2 170	840	100
April	572	54	35	359	2 116	280	83
May	592	47	35	372	2,169	500	81

Aug.	356	125	33	291	1 314	400	97
Sept.	346	125	35	250	2,036	400	80
Oct.	405	123	34	346	2,203	0	87
Nov.	357	105	26	337	2,202	0	115
Dec 1950	309	91	29	310	2,203	102	115
Jan.	405	59	32	362	2 255	400	120
Feb.	344	43	33	342	2,054	0	109
March	405	54	27	357	2 170	540	100
April	572	54	35	359	2 116	290	93
May	502	47	35	372	2,169	500	91
June	553	59	32	404	2,172	560	94
July	520	65	24	410	2,222	440	79
Aug.	525	57	10	400	2,319	600	85
Sept.	541	66	35	527	2 200	500	92
Oct.	522	70	52	487	2,273	520	107
Nov.	525	70	65	470	2,218	600	123
Dec. 1951							
Jan.							
Feb.							
March							
April							
May							
June							

7. Raw Materials Treated in Each Month of 1949-1950

Period	Zinc Concentrates	Pyrite Ores	Zinc Dross
1949	M.T	M.T	M.T
Jan.	710	1,255	30
Feb.	637	1,12[illegible]	[illegible]9
March	70[illegible]	1,27[illegible]	43
April	647	1,2[illegible]7	120
May	723	1,23[illegible]	[illegible]4
June	746	1,169	12[illegible]
July	650	1,197	336
Aug.	511	[illegible]02	297
Sept.	7[illegible]4	1,242	4[illegible]3
Oct.	7[illegible]2	1,34[illegible]	329
Nov.	[illegible]37	1,2[illegible]0	310
Dec.	[illegible]03	1,367	36[illegible]
1950	[illegible]81		
Jan.	[illegible]81	1,32[illegible]	3[illegible]2
Feb.	756	1,210	347
March	[illegible]15	1,35[illegible]	30[illegible]
April	7[illegible]8	1,329	[illegible]69
May	[illegible]35	1,329	4[illegible]3
June	[illegible]30	1,302	495

Aug.	511	902	297
Sept.	784	1,242	488
Oct.	782	1,348	329
Nov.	837	1,280	310
Dec.	803	1,367	368
1950	881		
Jan.	881	1,328	382
Feb.	756	1,210	347
March	815	1,358	394
April	788	1,329	469
May	835	1,329	483
June	830	1,302	495
July	884	1,323	503
Aug.	792	1,415	485
Sept.	768	1,270	676
Oct.	833	1,305	459
Nov.	821	1,296	448
Dec.			
1951			
Jan.			
Feb.			
March			
April			
May			
June			

DECLASSIFIED E.O. 12065 SECTION 3 402/NND

8. Coal Consumption in Each Month of 1949-1950

Period	Distilled Zinc	Zinc Oxide	Zinc Sulfate	Sulfuric Acid	Fire Brick	Others	Total
	M.T	M.T	M.T	M.T	M.T	M.T	M.T
1949 Jan.	928	118	1	4	52	127	1,230
Feb.	878	131	1	3	25	148	1,186
March	1,056	43	6	2	45	127	1,279
April	808	89	0	0	43	58	1,088
May	1,060	44	0	7	27	225	1,363
June	1,032	64	0	0	36	20	1,152
July	1,062	85	0	0	30	10	1,187
Aug.	985	87	0	0	27	0	1,097
Sept.	1,003	87	0	0	30	50	1,350
Oct.	1,288	96	0	0	45	58	1,487
Nov.	1,165	97	0	0	36	81	1,382
Dec.	1,280	90	16	2	34	132	1,572
1950 Jan.	1,358	81	0	0	35	176	1,650
Feb.	1,360	66	0	0	33	195	1,654
March	1,408	71	0	0	31	152	1,753
April	1,512	81	0	0	26	107	1,726
May	1,504	63	0	0	30	124	1,721

June	1,032	64	0	0	36	20	1,152
July	1,062	85	0	0	30	10	1,187
Aug.	985	87	0	0	27	0	1,007
Sept.	1,003	87	0	0	30	50	1,350
Oct.	1,285	96	0	0	45	59	1,487
Nov.	1,165	97	0	0	36	81	1,382
Dec.	1,280	00	16	2	34	132	1,572
1950 Jan.	1,359	81	0	0	35	176	1,650
Feb.	1,360	66	0	0	33	195	1,654
March	1,409	71	0	0	31	152	1,753
April	1,512	81	0	0	26	107	1,726
May	1,504	63	0	0	30	124	1,721
June	1,450	76	0	0	18	00	1,634
July	1,414	83	24	1	38	45	1,605
Aug.	1,409	85	14	11	31	30	1,580
Sept.	1,430	86	23	1	23	39	1,602
Oct.	1,546	78	0	25	38	64	1,751
Nov.	1,523	81	0	26	17	81	1.728
Dec. 1951 Jan.							
Feb.							
March							
April							
May							
June							

DECLASSIFIED E.O. 12065 SECTION 3 NND

9. Electric power Consumption in Each Month of 1949-1950 (Unit K.W.H)

Period	Distilled Zinc	Zinc Oxide	Zinc Sulfate	Sulfuric Acid	Others	Total
1949 Jan.	44 383	11,510	15,371	323,316	44,220	438,800
Feb.	60,878	19,110	16,401	219,440	51,871	376,700
March	81 071	9,216	15,682	265,596	54,135	426,600
April	72 803	18,207	21,800	249,301	55,889	417,300
May	101,790	14,025	23,553	250,991	64,641	455,000
June	106 665	16,121	28,672	236,322	65 550	453,350
July	100,476	19,199	34,116	274,027	62,082	490,900
Aug.	98,606	19,045	41,638	254,678	57,796	471,850
Sept.	105,587	21,017	36,316	277,546	61,024	501,500
Oct.	111,324	21,045	41,057	264,632	66,742	504,800
Nov.	103,372	19,724	38,000	251,280	69,365	481,750
Dec.	116,179	15,129	35,629	239,648	67,823	474,400
1950 Jan.	122,502	13,594	44,600	225,200	78,806	484,900
Feb.	116,425	11,610	37,061	196,609	83,745	445,450
March	127,327	12,000	40,503	218,033	88,405	486,450
April	131,419	10,276	40,179	202,139	85,187	469,200
May	123 761	14,678	36,004	198,373	78,834	441,750

July	109,476	10,190	34,116	274,027	62,082	409,000
Aug.	98,606	10,045	41,638	254,678	57,796	471,850
Sept.	105,587	21,017	36,316	277,546	61,024	501,500
Oct.	111,324	21,045	41,057	264,632	66,742	504,800
Nov.	103,372	19,724	30,000	251,280	69,365	491,750
Dec.	116,179	15,120	35,629	239,648	67,828	474,400
1950 Jan.	122,502	13,594	44,600	225,200	78,806	484,000
Feb.	116,425	11,610	37,061	196,609	83,745	445,150
March	127,327	12,000	40,503	218,033	88,405	486,450
April	131,419	10,276	40,179	202,130	85,187	469,200
May	123 761	4,678	36,004	198,373	78,834	441,750
June	118,049	6,000	51,768	193,830	101,554	472,200
July	115,638	7,088	60,480	214 415	74,320	472,850
Aug.	113,197	8,808	65,004	240,866	61,882	489,747
Sept.	114,225	10,740	68,250	241,906	68 750	503,880
Oct.	125,993	12,724	70,660	261,529	82,449	553,350
Nov.	126,446	12,680	61,104	233,836	89,402	523,470
Dec.						
1951 Jan.						
Fev.						
March						
April						
May						
June						

DECLASSIFIED E.O. 12065 SECTION 3 302 NND

10. Stocks of Raw Materials, Intermediate Produce as of the End of September 1950

a. Products

Kind	Stocks as of the End of September 1950	Present Operating Capacity a Month
	M.T.	M.T.
Distilled Zinc	121	520
Zinc Dust	24	40
Sulfuric Acid (98°)	466	2,200
Zinc Oxide	12	100
Zinc Sulfate	154	350
Cadmium Sulfade	0.220	0.300
Zinc Distillation Residus	23 026	400

b. Raw Materials

Kind		Stocks as of the End of September 1950	Necessary Amount for a Month-Operation
		M.T.	
Zinc Concentrat es:	Kamioka	2,567	840 M.T. for zinc smelting
	Murayama	13	
	Ikuno	1 045	
	Naosima	4	
	Kankoku	175	
Roasted Ore		150	670
Sintered Ore		2,807	740
Dross (Purchased)		1,658	440
Pyrite		400	1,300 M.T.for acid Manufecturing
Coal		1,804	1,800
Coke		515	400
Heavy Oil		0	7,000 L
Fire Clay:	Iwate Clay	419	90
	Mizuno Clay	210	30
	Roseki	48	10
	Kaho Clay	193	
	Hotoku Clay	184	80
	Kyoritsu Clay	119	
	Yagusa Clay	44	
	Mikawa Clay	87	
Retort		7,382	1,800
Condenser		9,038	6,200

11. Typical Analysis for Products, Intermediate Products and Meterials

a. Products

Kind	Cu %	Pb %	Zn %	S %	Fe %	As %	Sb %	Cd %	M.Zn %	H_2SO_4 %
Distilled Zinc	0,005	0,09	98,8	0,01	0,016	Tr	0,0004	0,18		
Zinc Dust	0,01	2,04	95,7		0,03	Tr	Tr	0,4	90,0	
Sulfuric Acid	none	0,0017	none		0,011	none	none	none		98,65
Zinc Oxide	0,005	0,08	78,95	Tr	Tr	0,01	Tr	0,015	none	
Zinc Sulfate	0,005	0,002	22 49	11,35	0,007	Tr	none	0,005		
Cadmium Sulfate		0,09	4,0	20,63	0,2			72,24		
Pyrit Cinder	0,4			2,00	60,3					
Zinc Distillation Residue	0,8	0,5	8,7	3,4	20,6	tr		Tr		

Au	Ag	C	SiO_2	Al_2O_3	Mn	MgO
0,5gr/t	126gr/t	16,3	34,7	1,0	0,5	0,3

b. Raw Materials

Kind	Au	Ag	Cu	Pb	Zn	S	Fe	As	Cl	Cd

Sulfuric Acid	none	0,0017	none		0,011	none	none	none		95,65
Zinc Oxide	0,005	0,08	78,95	Tr	Tr	0,01	Tr	0,015	none	
Zinc Sulfate	0,005	0,002	22 40	11,35	0,007	Tr	none	0,005		
Cadmium Sulfate		0,09	4,0	20,63	0,2			72,24		
Pyrit Cinder	0,4			2,00	60,3					
Zinc Distillation Residue	0,8	0,5	8,7	3,4	20,6	tr		Tr		

Au	Ag	C	SiO_2	Al_2O_3	Mn	MgO
0,5gr/t	126gr/t	16,3	34,7	1,0	0,5	0,3

b. Raw Materials

Kind	Au gr/t	Ag gr/t	Cu %	Pb %	Zn %	S %	Fe %	As %	Sb %	Cd %
Zinc Concentrate Kamioka	0,1	58	0,13	0,4	57,1	31,0	5,71	0,0043	0,006	0,29
Murayama	0,1	65	4,8		43,54	28,00	7,8			
Ikuno	0,7	295	2,66		40,00	32,77	8,16			
Roasted Ore	0,11	68	0,16	0,4	60,4	7,96	8,41	0,0059	0,0027	0,2547
Sintered Ore	0 14	85	0,19	0,6	64,3	0,6	9,12	0,0459	0,0043	0,1799
Pyrite(Yanahara)	Tr	7	0,25	0,04		48,52	43,16			
" (Kawayama)	Tr	22	0,14	Tr	Tr	33,58	50,28			

	Calorific value	V.M. %	H_2O %	F.C %	Ash %
Coal; Bituminous Coal (Tagawa)	6,522 Cal	40,40		42,80	16.80
Coke Breeze (Miike)	6,280	5,00		72.50	22,50

DECLASSIFIED E.O. 12065 SECTION 3 402/NWD

12. Number of Employees at the End of October 1950

	Dafly Pay	Monthly Salary
Manager		1
Chief of Smelting Section		1
Laboratory	11	6
Zinc Distillation Plant	194	11
Retort Plant	24	3
Roasting & Sulfuric Acid Plant	100	12
Zinc Sulfate Plant	34	5
Fire Brick Plant	11	1
Investigation Section	2	3
Engineering Sect	137	16
General Affairs Sect	33	9
Finance Sect	4	13
Business Sect	64	14
Hospital	23	7
Labour Union etc	5	2
Chief Clerk		1
Personnel Sect	38	13
Total	669	123

DECLASSIFIED E.O. 12065 SECTION 3 402/MDS

DECLASSIFIED E.O. 12065 SECTION 3 402/NNBS No.

13. Zinc Distillation Operation Data in Each Month of 1949-1950

Period	Production			Material		Reducer	Coal	Consu
	Zinc Slabs	Blue Powder	Total	Sintered Ore	Dross	(Coke)	Total	Per M Produ
	M.T	M.T	M.T	M.T	M.T	M.T	M.T	M
1949 Jan.	283	15.000	298	586	18	238	928	3.
Feb.	238	15.000	253	509	-	203	878	3.
March	266	18 000	284	579	-	275	1,056	3.
April	233	15.780	250	479	21	191	898	3.
May	270	18.000	288	538	29	244	1,060	3.
June	352	28.260	380	684	64	291	1,032	2.
July	371	33.420	404	625	125	305	1,062	2.
Aug.	356	33.000	389	624	103	253	983	2.
Sept.	346	35.400	381	387	286	302	1,093	2.
Oct.	408	34.200	442	583	236	284	1,288	2.
Nov.	387	26.128	413	535	238	292	1,168	2.
Dec.	398	29.040	417	567	239	317	1,289	3.
1950 Jan.	408	32.400	440	575	252	317	1,358	3.
Feb.	388	33.120	421	560	239	308	1,360	3.
March	459	26.760	486	439	188	314	1,498	3.
April	572	34.740	607	514	194	328	1,512	2.
May	592	34.980	627	514	203	333	1,504	2.
June	553	31.500	585	501	333	426	1,450	2.
July	520	23.640	544	450	334	384	1,414	2.
Aug.	525	19.200	544	499	341	425	1,371	2.
Sept.	541	35.160	576	516	478	409	1,363	2.37
Oct.	552	51,660	604	550	334	416	1,533	2,54
Nov.	525	65,460	590	552	265	459	1,515	2,57
Dec.								
1951 Jan.								
Feb.								
March								
April								
May								
June								

DECLASSIFIED E.O. 12065 SECTION 3 402/MNSC NO:

950

ducer oke)	Coal Consumption Total	Coal Consumption Per M.T. of Products	Retort Consumption Total Number	Retort Consumption Per M.T. of Products	Retort Consumption Life day	Condenser Consumption Total Number	Condenser Consumption Per M.T. of Products	Condenser Consumption Life day	Ext Per of
M.T	M.T	M.T							
238	928	3.11	1,003	3.37	13.35	3,6[illegible]0	12.36	3.67	
203	878	3.47	1,071	4.23	11.3	3,329	13.15	3.62	
275	1,056	3.72	1,000	3.53	13.49	3,106	10.95	4.34	
191	898	3.61	1,012	4.06	12.51	3,321	13.33	3.90	
244	1,060	3.68	1,358	4.71	10.66	4,386	15.20	3.30	
291	1,032	2.71	1,[illegible]	3.[illegible]	12:[illegible]7	5,005	12.21	3.[illegible]	
305	1,062	2.63	1,715	4.24	11.71	4,[illegible]7[illegible]	12.32	4.03	
253	983	2.53	1,575	4.04	12.75	4,[illegible]22	12.64	4.08	
302	1,093	2.82	1,710	4.49	11.36	4,674	12.27	4.16	
284	1,288	2.91	1,[illegible]78	4.47	10.17	4,[illegible]55	10.72	4.15	
292	1,168	2.82	1,487	3.59	12.37	4,523	10.[illegible]3	4.07	
317	1,289	3.02	1,650	3.87	12.17	4,[illegible]36	11.57	4.07	
317	1,358	3.08	1,550	3.52	12.96	5,0[illegible]4	11.55	3.95	
308	1,360	3.23	1,063	2.52	15.4	4,470	10.63	4.35	
314	1,498	3.08	1,263	1.3	15.49	5,27[illegible]	10.11	4.3[illegible]	
328	1,512	2.49	[illegible]04	1.33	32.23	5,300	[illegible].74	4.[illegible]9	
333	1,504	2.54	747	1.1[illegible]	35.[illegible]4	4,6[illegible]4	7.46	5.72	
426	1,450	2.48	[illegible]35	1.43	31.03	4,6[illegible]	7.[illegible]7	5.63	
384	1,414	2.60	1,051	1.94	25.0	5,252	9.50	5.20	
425	1,371	2.52	1,055	1.94	25.40	5,207	9.18	5.14	
409	1,363	2.37	[illegible]81	1.70	26.42	4,799	8.34	5.59	
416	1,533	2,54	1,145	1,89	23,40	5,200	8,62	5,15	
459	1,515	2,57	1,370	2,36	18,92	4,536	7,81	5,71	

etort Consumption			Condenser Consumption			Extraction
r	Per M.T. of Products	Life day	Total Number	Per M.T. of Products	Life day	Percentage of Zinc
3	3.37	13.35	3,6[illegible]0	12.36	3.67	7[illegible].0
1	4.23	11.3	3,32[illegible]	13.15	3.62	[illegible]3.5
0	3.53	13.49	3,106	10.95	4.34	[illegible]3.[illegible]
2	4.06	12.[illegible]1	3,321	13.33	3.[illegible]0	[illegible]6.7
[illegible]	4.71	10.6[illegible]	4,3[illegible]6	15.20	3.30	[illegible]4.6
[illegible]	3.[illegible]	12:[illegible]7	5,005	12.21	3.[illegible][illegible]	[illegible]5.1
5	4.24	11.[illegible]1	4,[illegible]7[illegible]	12.32	4.03	[illegible]4.2
75	4.04	12.75	4,[illegible]22	12.64	4.0[illegible]	[illegible]0.9
10	4.4[illegible]	11.36	4,674	12.27	4.16	[illegible]5.1
7[illegible]	4.47	10.17	4,[illegible]55	10.72	4.15	[illegible]5.6
[illegible]7	3.5[illegible]	12.37	4,523	10.[illegible]3	4.07	[illegible]5.[illegible]7
50	3.[illegible]7	12.17	4,[illegible]36	11.57	4.07	[illegible]4.67
50	3.52	12.[illegible]6	5,0[illegible]4	11.55	3.[illegible]5	[illegible]5.[illegible]0
63	2.52	1[illegible].4	4,47[illegible]	10.63	4.3[illegible]	[illegible]6.32
63	1.3	1[illegible].4[illegible]	5,27[illegible]	10.11	4.3[illegible]	[illegible]6.92
04	1.33	32.23	5,300	[illegible].74	4.[illegible]9	[illegible][illegible].14
47	1.1[illegible]	35.[illegible]4	4,6[illegible]4	7.46	5.72	[illegible]6.[illegible][illegible]
35	1.43	31.03	4,6[illegible]9	7.[illegible]7	5.63	[illegible]6.04
51	1.94	25.0	5,2[illegible]2	9.50	5.20	[illegible]4.5
55	1.94	25.40	5,207	9.18	5.14	[illegible]4.09
[illegible]1	1.70	26.42	4,799	[illegible].34	5.59	[illegible]7.17
45	1,[illegible]9	23,40	5,200	[illegible],62	5,15	[illegible]7;61
70	[illegible],76	18,92	4,536	7,[illegible]1	5,71	[illegible][illegible],40

14. Sulfuric Acid Manufacture Data in Each Month of 1949-1950

Period	Production	Zinc Ore Spiret Furnace	Roasted D.L Furnace	Pyrite Ore Roasted	Burnt Sulfur	Sulfur Extraction	Electric Power Consumptio Per M.T. of Product
1949	M.T.	M.T.	M.T.	M.T.	M.T.		K.W.H.
Jan.	1,606	611	99	1,255	696	73.71	201
Feb.	1,514	528	109	1,128	614	78.98	145
March	1,750	594	114	1,274	687	81.46	152
April	1,701	576	70	1,287	661	82.38	147
May	1,802	698	25	1,238	722	80.04	138
June	1,750	705	41	1,167	700	80.15	135
July	1,717	597	52	1,197	689	79.73	163
Aug.	1,344	495	16	902	526	81.69	159
Sept	2,036	729	54	1,242	736	88.61	156
Oct.	2,203	763	19	1,348	778	90.59	
Nov.	2,202	777	60	1,280	775	90.94	114
Dec.	2.203	793	10	1,267	771	91.20	109
1950 Jan.	2,255	807	74	1,328	786	91.84	100
Feb.	2,084	713	41	1,210	706	94.42	94
March	2,170	782	33	1,358	786	90.7	100
April	2,201	752	36	1,329	772	91.23	95
May	2,282	796	39	1,329	795	91.37	91
June	2,172	793	37	1.302	762	91.41	89

DECLASSIFIED E.O. 12065 SECTION 3 402/NND

June	1,750	705	41	1,167	700	80.15	135
July	1,717	597	52	1,197	689	79.73	163
Aug.	1,344	495	16	902	526	81.69	189
Sept	2,036	729	54	1,242	736	88.61	136
Oct.	2,203	763	19	1,348	778	90.59	
Nov.	2,202	777	60	1,280	775	90.94	114
Dec.	2.203	793	10	1,267	771	91.20	109
1950 Jan.	2,255	807	74	1,328	786	91.84	100
Feb.	2,084	713	41	1,210	706	94.42	94
March	2,170	782	33	1,358	786	90.7	100
April	2,201	752	36	1,329	772	91.23	95
May	2,282	796	39	1,329	795	91.37	91
June	2,172	793	37	1.302	762	91.41	89
July	2,209	796	86	1,324	779	90.76	97
Aug.	2,319	810	17	1,415	799	92.87	108
Sept.	2,198	768	25	1,271	759	92.66	110
Oct.	2,273	815	20	1,305	788	92,32	115
Nov.	2,216	782	39	1,296	768	92,34	106
Dec.							
1951 Jan							
Feb							
March							
April							
May							
June							

DECLASSIFIED E.O. 12065 SECTION 3.402/NND

15. Zinc Oxide Production Data in Each Month of 1949-1950

Period	Production	Zinc Consumption Per M.T. ZnO	Extraction Persentage of Zinc			Coal Consumption	Power Consumption Per M.T. of Product
			Product	Dross	Total		
1949	M.T.	M.T.	%	%	%	M.T.	K.W.H.
Jan.	74	1.048	79.41	8.67	88.08	118	156
Feb.	124	1.041	87.18	7.32	94.50	131	154
March	36	1.613	50.31	34.70	85.01	143	256
April	114	1.091	82.24	8.78	93.02	98	160
May	43	1.030	83.14	9.46	92.60	44	326
June	64	1.130	75.58	16.48	92.06	64	252
July	116	0.952	88.29	6.02	94.31	85	166
Aug.	125	0.946	90.72	4.87	95.59	87	152
Sept.	125	0.952	90.69	6.95	97.64	87	168
Oct	123	0.955	91.07	5.99	97.06	96	171
Nov.	105	0.932	91.62	4.52	96.14	97	195
Dec.	91	0.975	87.75	6.02	93.77	99	195
1950							
Jan.	58	0.924	92.41	4.09	96.50	81	234
Feb.	43	0.966	87.92	8.13	87.92	62	270
March	48	0.991	87.16	8.35	95.51	71	250
April	54	0.976	87.68	8.45	96.11	81	190
May	47	1.047	81.77	14.36	96.13	63	100
June	58	1.052	82.05	14.93	96.01	78	103

DECLASSIFIED E.O. 12065 SECTION 3.402/NND NO.

Aug.	125	0.946	90.72	4.87	95.59	87	152
Sept.	125	0.952	90.69	6.95	97.64	87	168
Oct	123	0.955	91.07	5.99	97.06	96	171
Nov.	105	0.932	91.62	4.52	96.14	97	195
Dec.	91	0.975	87.75	6.02	93.77	99	195
1950 Jan.	58	0.924	92.41	4.09	96.50	81	234
Feb.	43	0.966	87.92	8.13	87.92	62	270
March	48	0.991	87.16	8.35	95.51	71	250
April	54	0.976	87.68	8.45	96.11	81	190
May	47	1.047	81.77	14.36	96.13	63	100
June	58	1.052	82.08	14.93	96.01	78	121
July	65	1.052	83.24	11.78	95.02	76	123
Aug.	68	1.042	87.04	8.96	96.00	73	130
Sept.	66	1.045	86.93	8.73	95.66	74	163
Oct.	70	1,041	88,10	7,92	96,02	78	182
Nov.	70	1,039	88,37	7,89	96,26	82	181
Dec.							
1951 Jan.							
Feb.							
March							
April							
May							
June							

DECLASSIFIED E.O. 12065 SECTION 3 NND

16. Zinc Sulfate Manufactur Date in Each Month of 1949-1950

Period	Production	Zinc Content in Raw Material	Zinc Extraction (%)	Sulfuric Acid(98%) Consumption	Recovered Cadmium Sulfade	Power Consumption Per M.T. of Product
1949	M.T	M.T.	(%)	M.T.	Kg	K.W.H.
Jan.	61	36	97.65	37	220	252
Feb.	78	43	96.88	29	280	210
March	74	40	98.00	28	300	212
April	205	48	98.07	84	403	106
May	156	37	95.30	42	380	151
June	235	56	94.60	88	460	122
July	244	59	93.50	76	460	140
Aug.	281	67	95.50	112	400	148
Sept.	250	60	94.25	87	400	145
Oct.	346	82	95.36	47	0	119
Nov.	337	81	95.53		0	113
Dec.	310	73	96.32	125	102	115
1950						
Jan.	362	87	94.53	149	400	123
Feb.	342	82	94.45	111	0 0	108
March	357	85	94.98	98	840	114
April	359	86	94.77	143	280	112

June	235	56	94.60	88	460	122
July	244	59	93.50	76	460	140
Aug.	281	67	95.50	112	400	148
Sept.	250	60	94.25	87	400	145
Oct.	346	82	95.36	47	0	119
Nov.	337	81	95.53		0	113
Dec. 1950	310	73	96.32	125	102	115
Jan.	362	87	94.53	149	400	123
Feb.	342	82	94.45	111	0 0	108
March	357	85	94.98	98	840	114
April	359	86	94.77	143	280	112
May	372	89	95.19	159	500	97
June	404	97	95.05	158	560	128
July	410	98	94.66	164	480	148
Aug.	490	118	94.66	188	600	135
Sept.	527	126	95.07	194	500	130
Oct.	487	117	94,87	173	520	125
Nov.	470	112	94,98	170	600	130
Dec. 1951						
Jan.						
Feb.						
March						
April						
May						
June						

DECLASSIFIED E.O. 12065 SECTION 3 402/NNB3

DECLASSIFIED E.O. 12065 SECTION 3 402/NNBS NO.

HEADQUARTERS
CHUGOKU CIVIL AFFAIRS REGION
APO 182

CCAR 319.1 (D-Ka) 23 September 1950

SUBJECT: Report of Field Trip, Yamaguchi City and Hikari City, 20 September to 22 September 1950

TO : Chief
Economics Section

PREPARED BY: Tetsuro Kajiya, Distribution & Industry Division

1. REFERENCE:

O.D. 11

2. PURPOSE:

Inspection of Reparation Plants

3. BACKGROUND:

Routine

4. DISCUSSION:

Inspection of dead storage areas and factories utilizing reparation items were made in the Tachiarai Kogyo Co. and the Hikari Arsenal. As a result it was found that the typhoon "Kezia" damaged buildings and also caused rusting of many of the machines in dead storage.

a. Tachiarai Kogyo

Problem here is that 5 transformers taken out from the plant and turned over to Camp Crouch has no official documents proving such transfers. Plant officials requests documents of verification be made out by Camp Crouch that they possess these items. Consolidation of machinery into one building is hampered because of financial problems.

PRICE FILE AND DISTRIBUTION

Asahi Kogyo Hikari Arsenal

DECLASSIFIED E.O. 12065 SECTION 3 NARS NO.

(1) Status of machines

Present AU machines	16
Total in dead storage	257
Total EX machines	20

This plant has 40 to 50 "futons" (comforters) which are listed as reparation items. Officials requested that these items be taken off the list since rats are eating the "futons" up.

(2) Applications for machines now pending are as follows:

Sanyo Pulp	- applied in July
Okita Tekko	- applied in Sept.
Kanasaki Tekko	- applied in June
Tanaka Shoten	- applied in July

b. Hikari Arsenal

(1) Asahi Engyo

This plant is producing salt at the rate of 150 ton per month. Allocation of electricity was claimed to be 70% of their requirement.

With reference to Mr. Stradley's field trip report dated 1 March 1950, his recommendation to paint machines which were rusting was found to be carried out and machines in satisfactory condition.

(2) Takeda Pharmaceutical Co.

Routine inspection was made of the areas where AU machines were operating and found maintenance adequate. Approximately 50 machines are at the present not in use and in process of application to put it back into dead storage. It was found that the above machines were stacked away in the corner and rusting.

(3) Hikari Rolling Stock Co. Railway shop

There are 293 AU machines to this plant of which 148 are in use. Application to return the remaining 145 machines has been submitted. There are approximately 500 machines in dead storage in the machine shop of this Co.

DECLASSIFIED E.O. 12065 SECTION 3 402/NNSC NO.

Officials of the Co. requested that removal of these machines be made to the central dead storage warehouse so as to increase their working space.

(4) Dead Storage Warehouses

Due to typhoon Kezia salt water was blown in and subsequently machines in dead storage are rusting away. Estimate of maintenance cost is ¥600,000.

5. CONCLUSION:

Damage by typhoon "Kezia" to dead storage machineries is serious.

6. RECOMMENDATION:

a. It is recommended that immediate overall maintenance be applied to all machines which are not on scrapping schedule. SCAP should be notified that unless financial backing for this work is not offered at once, the machines will be greatly damaged.

b. It was recommended that AU items not in use should be kept in good condition even though it is contemplated to return the machines to dead storage.

c. It is recommended that the scrapping schedule be effected at the earliest practicable time. If this is done consolidation of 1st class machines into one building can be made, resulting in reduced cost of guards and also release buildings for use which can aid in the local economic rehabilitation program.

T. KAJIYA
Distribution & Industry Division

DECLASSIFIED E.O. 12065 SECTION 3 402/NNSS NO. [illegible]

HEADQUARTERS
CHUGOKU CIVIL AFFAIRS REGION
APO 182

CCAR 319.1 (D-Ka) 23 September 1950

SUBJECT: Report of Field Trip, Yamaguchi City and Hikari City, 20 September to 22 September 1950

TO : Chief
Economics Section

PREPARED BY: Tetsuro Kajiya, Distribution & Industry Division

1. REFERENCE:

O.D. 11

2. PURPOSE:

Inspection of Reparation Plants

3. BACKGROUND:

Routine

4. DISCUSSION:

Inspection of dead storage areas and factories utilizing reparation items were made in the Tachiarai Kogyo Co. and the Hikari Arsenal. As a result it was found that the typhoon "Kezia" damaged buildings and also caused rusting of many of the machines in dead storage.

a. Tachiarai Kogyo

Problem here is that 5 transformers taken out from the plant and turned over to Camp Crouch has no official documents proving such transfers. Plant officials requests documents of verification be made out by Camp Crouch that they possess these items. Consolidation of machinery into one building is hampered because of financial problems.

PRICE FILE AND DISTRIBUTION

Clear to Econ Sect

DECLASSIFIED E.O. 12065 SECTION 3 402/MNSC NO: [illegible]

(1) Status of machines

Present AU machines	16
Total in dead storage	257
Total HX machines	20

This plant has 40 to 50 "futons" (comfortere) which are listed as reparation items. Officials requested that these items be taken off the list since rats are eating the "futons" up.

(2) Applications for machines now pending are as follows:

Sanyo Pulp	- applied in July
Okita Tekko	- applied in Sept.
Kanasaki Tekko	- applied in June
Tanaka Shoten	- applied in July

b. Hikari Arsenal

(1) Asahi Engyo

This plant is producing salt at the rate of 150 ton per month. Allocation of electricity was claimed to be 70% of their requirement.

With reference to Mr. Stradley's field trip report dated 1 March 1950, his recommendation to paint machines which were rusting was found to be carried out and machines in satisfactory condition.

(2) Takeda Pharmaceutical Co.

Routine inspection was made of the areas where AU machines were operating and found maintenance adequate. Approximately 50 machines are at the present not in use and in process of application to put it back into dead storage. It was found that the above machines were stacked away in the corner and rusting.

(3) Hikari Rolling Stock Co. Govt Railway shop

There are 293 AU machines to this plant of which 148 are in use. Application to return the remaining 145 machines has been submitted. There are approximately 500 machines in dead storage in the machine shop of this Co.

DECLASSIFIED E.O. 12065 SECTION 3 402/NNSS NO.

Officials of the Co. requested that removal of these machines be made to the central dead storage warehouse so as to increase their working space.

(4) Dead Storage Warehouses

Due to typhoon Kezia salt water was blown in and subsequently machines in dead storage are rusting away. Estimate of maintenance cost is ¥600,000.

5. CONCLUSION:

Damage by typhoon "Kezia" to dead storage machineries is serious.

6. RECOMMENDATION:

a. It is recommended that immediate overall maintenance be applied to all machines which are not on scrapping schedule. SCAP should be notified that unless financial backing for this work is not offered at once, the machines will be greatly damaged.

b. It was recommended that AU items not in use should be kept in good condition even though it is contemplated to return the machines to dead storage.

c. It is recommended that the scrapping schedule be effected at the earliest practicable time. If this is done consolidation of 1st class machines into one building can be made, resulting in reduced cost of guards and also release buildings for use which can aid in the local economic rehabilitation program.

T. KAJIYA
Distribution & Industry Division

DECLASSIFIED E.O. 12065 SECTION 3 402/NNBS NO.

Subject: Expeditious report on coal mining machinery

To: Mr. Economic section Hiroshima military Goverment team

I hereby report on the said subject for the month of August.

Re. Yamamoto iron works co., as follow:

1. Total accounts receivable at the end of August: ¥ 3315,192.00
2. Total advances from customers: 0
3. The name of principal customers — Uncollected

Mitsubishi, Chikuho Kogyo-sho	¥ 710,290.50
" Takashima-Kogyo-sho	¥ 602,997.26
" Katsuta Kogyo-sho	¥ 393,682.00
" Sakito Kogyo-sho	¥ 173,734.00
Ube kosan, Sanyomuen Kogyo-sho	¥ 290,043.00

4. Days visited by expedition 0
5. Number of days operated 25 days
6. Power consumed 8,640 KWA.
7. Material status

Item	Allocation	Received	Consumed
Coal	40,000 kg.	0	10,000 kg.
Coke	0	0	0
Steel	7,720 kg.	2,996 kg.	253 kg.
Pig iron	0	500 kg.	- 0

8. Mining machine order received during month ¥ 104,511.74
9. Total outstanding order at the end of month ¥ 77,087.63
10. Output during month ¥ 147,608.69
11. Aditional remarks:

T. Kitsunoki

Expedition of Yamamoto iron works

coal mining machinery.

DECLASSIFIED E.O. 12065 SECTION 3 402/NNSG NO. [illegible]

FIELD TRIP REPORT

R.G. STRADLEY

25 July 1950
Onomichi

1. Purpose:

Inspection of Onomichi Plant of Toyo Seni K.K.

2. Background:

Surveillance in accordance with O.D. 11.

3. Discussion:

Conferees,

Mr. Okabe, Manager.
Mr. Konishi, Chief of Business Section and Labor Section.

a. No. of employees: 500

Male	100
Female	400

b. Production:

Chief products,	Canvas
Ratio of operation,	40% of its full capacity
Daily production capacity,	20,000 yds of cotton canvas
Monthly production at present,	200,000 yds of cotton canvas
Production amount per person per month,	¥ 64,000

c. Markets:

Australia, Thailand, Formosa, Hongkong

d. Labor

Age limit,	15-55
Average length of time working for company,	Male, 10 years Female, 3 years

Of 400 females 135 stay in the company's domitory. The Majority of the female workers come from Mitsugi-gun, Hiroshima Prefecture.

DECLASSIFIED E.O. 12065 SECTION 3 402/MMS NSC

e. Production Cost:

80% For war materials amounting to ¥ 28,000,000 per month (400 packages @ ¥ 70,000 of cotton yarn per month)

20% Other expense, which is broken down as follows:

50% Wages for Shop-workers
13% Salaries for office workers
5% Welfare facilities
10% Subsidiary raw materials
17% Miscellaneous raw materials

4. Conclusions:

Of the total of 408 weaving machines 48 machines are 85 inches in width. As no other plant has such wide machines and demands in the foreign markets are ever increasing for the canvases which has the width of 85 inches, the company is in an advantageous position to carry out their business for some time to come.

5. Recommendations:

None.

R. G. STRADLEY
Chief, Price, Distribution
and Industry Division

DECLASSIFIED E.O. 11652 SECTION 3 (E)(1)(D) NSC

INSPECTION REPORT

Field Trip Report - Mr. Nelson 14 May 1951

(2) Toyo Seni K.K., Mihara City

The chief ramie, cotton, wool and woven products are suit clothes, hoses, handkerchieves, tablecloth, mosquito-nets, fishnet-yarn. There are 10,000 spindles for cotton yarn; 25,800 spindles for ramie yarn; 20,250 spindles for wool yarn; and 200 looms. During the past one year, the plant has increased the production of wool yarn and cotton yarn considerably as follows:

	Cotton Yarn	Ramie	Wool Yarn
January - March 1950	0	782,000 lb	33,000 lb
January - March 1951	112,000 lb	511,000 lb	220,000 lb

Approximately 20% of the products are being exported monthly on an average. There is a total of 3,600 employees and no labor trouble is in evidence. Labor contract will expire in March 1952.

The plant imports ramie from central China and Philippines in addition to what the plant can obtain in this country. Owing to the situation in China, Mr. Okabe, plant manager, is apprehensive for the future importation of ramie from that country. The world market - price of ramie has gone up from 20 cents per pound a few years ago to 28 cents. This is constituting a problem.

President Kawasumi, who made a tour in the U.S.A. from October to December 1950, is attempting to execute several improvements with respect to sanitation, welfare, working hours and general facilities of the plant. The plant expects to import American ramie from Florida as a result of Mr. Kawasumi's tour in the U.S.A.

DECLASSIFIED E.O. 11652 SECTION 3 (E)(2) NND 947

FIELD TRIP REPORT

R.G. STRADLEY

Mihara
24 July 1950

1. Purpose:

Inspection of Mihara Main Plant of Toyo Seni K.K.

2. Background:

Surveillance in accordance with O.D. 11.

3. Discussion:

Conferees, Mr. Hino, Manager and his staff.

a. No. of employees, 3,560

Male	800	(200 stay in dormitory)
Female	2,760	(1,500 stay in dormitory)
Staff workers,	310	
Shop workers,	3,250	

b. Production

Items	Production per year
Ramie yarn	3,600,000 lbs
" cloth	1,076,000 yds
Wool yarn	840,000 lbs
Dyeing capacity	1,044,000 yds

c. No. of Spindle

Classification	No. of Spindle	Remarks
Ramie	26,120	Will be increased to 30,120 by August 1950.
Wool	12,818	

NOTE: No. of rooms 290 and no weaving of woolen cloth.

d. Production figures of June 1950 and future monthly target.

Items	June 1950	Future target (By the end of 1950)
Ramie yarn	280,000 lbs	350,000 lbs
" cloth	75,000 yds	90,000 yds
Wool yarn	40,000 lbs	85,000 - 100,000 lbs.

DECLASSIFIED E.O. 12065 SECTION 3 402/MDS NS: [illegible]

e. Marketing

Approximately 20% of the products are being exported (some of them dyed with German fast color dyestuffs) and 80% are being sold in the domestic market.

Chief foreign markets consist of the U.S.A.(Table cloth and handkerchief), Canada (fishing-net thread) and Australia (canvas).

CPO and PX are purchasing an average of 5 to 6 million yen worth of products per month.

4. Conclusion:

The consumption of electric power is within the company's allocation, No particular problems were in evidence with the exception of needs for more efforts in the line of publicity and finding extensive markets for the products.

5. Recommendations:

It was recommended to Manager Hino that dissemination of the knowledge of merits and defects of the Ramie products be honestly made to the public in general through the media of printed matters as there are many people who do not know the differences between the Ramie products and Linen.

R. C. STRADLEY, DAC
Chief, Price, Distribution
and Industry Division.

D/RCS/st

DECLASSIFIED E.O. 12065 SECTION 3 402/NNSC NO. [illegible]

PLANT FILE

HEADQUARTERS
CHUGOKU CIVIL AFFAIRS REGION
Economics Section

D-Ke

26 May 1950

MEMORANDUM FOR RECORD:

Mr Strollo, DAC, Kinki Civil Affairs Region conducted a survey of worsted wool spindles at Mihara Toyo, Seni, Plant 25 May 1950. This was done by mutual agreement between Kinki and Chugoku Civil Affairs Regions.

	Ring (Worsted Wool)	Cap (Worsted Wool)
Authorization	4,560 spindles	2,000 spindles
Actually installed	5,360	2,000
Over authorization	800	0
Operable	4,520	1,800
Actually in operation	4,520	600 (Employees are still under training and not used to the work as yet.)
Non-operable	840 (Due to lack of small parts, expected to be in operation from 16 June 50)	200 (Switches and electric wiring must be fixed, expected to be in operation after 1 June 50)

HENRY C KEISEL, DAC
Chief, Economics Section

NOTE: Above information requested by Maj Freeman, Civil Affairs Section GHQ SCAP.

DECLASSIFIED E.O. 12065 SECTION 3 402/NNDS NO. [illegible]

FIELD TRIP REPORT

R.G. STRADLEY

10 May 1950
Mihara

1. Purpose:

Inspection of Toyo Seni Company, Mihara, Hiroshima Prefecture.

2. Background:

Surveillance in accordance with O.D. 11.

3. Discussion:

Conferees,

Mr. Hino, Chief General Affairs Department.

Mr. Takeda Chief Business Department.

a. Number of employees, 3,500

b. Number of spindles, 40,000 Mihara Plant

Number of looms, 500 Onomichi Plant

As for detailed date, "Historical Record" in our file.

c. Production and electric power situation.

Month	Items	Monthly Production	Power Allocation	Supplementary Allocation	Consumption
January	Spinning	236,511 lb	250,000KWH	None	219,500KWH
	Weaving	13,722			
	Hose	1,560			
	Wool	6,022			
	Dyeing	13,822			
	Total	271,637			
February	Spinning	288,556	250,000	None	252,110
	Weaving	27,485			
	Hose	1,653			
	Wool	8,628			
	Dyeing	11,523			
	Total	337,845			
March	Spinning	264,182	231,000	None	243,550
	Weaving	30,421			
	Hose	1,053			
	Wool	14,928			
	Dyeing	13,508			
	Total	324,092			

DECLASSIFIED E.O. 12065 SECTION 3-402/NNDS NO.

April	Spinning	300,790lb	244,000KWH	3,000 KWH	245,600KWH
	Weaving	30,861			
	Hose	2,631			
	Wool	19,257			
	Dyeing	26,064			
	Total	379,603			

d. Coal.

Month	Ave. Monthly consumption	Price (per ton)
January	743 ton	¥2,550
February	999.5	¥2,700
March	800	¥2,881
April	859	¥2,465

Coal used	Ratio	Calory
Ube Coal	60%	4,000 cal.
Kyushu Coal	40%	5,000 - 6,000 cal.

Total quantity of stockpile as of 10 May 1950, approximately 250 tons.

e. Rejuection Rate.

For export products, 20%

For home market products, None.

f. Prevailing rate of interest by local banks since 1 April 1950.

Period	Per 100 yen per diem	Year
Short time (60 days)	2 sen 3 rin	8.39%
Loans	2 sen 6 rin	9.49%
Longtime Loans	3 sen 1 rin	11.3%

g. Ratio between Raw Material (Ramie Plant Fibre) and Finished Product (Ramie Yarn) in weight, 2:1.

4. Conclusion:

No serious problems were in evidence.

5. Recommendation:

None.

R.G. STRADLEY.

DECLASSIFIED E.O. 11652 SECTION 3 (E)(2) NND 963

Tokyo, Japan
(City)
March 2 1949
(Date)

APPLICATION
for
SEMI-PERMANENT RESIDENT PERMIT FOR JAPAN

1. Cenon del Rosario
(FULL NAME)
2. Capasigan, Pasig, Rizal, Philippines
(HOME ADDRESS)
3. Philippines (Country) Filipino (Nationality)
4. RAMIE DEVELOPMENT CORPORATION
(Firm)
5. 343 Echague, Manila, Phil.
(Address of Firm)

6. First date of entry into Japan after 15 August 1947 or of obtaining status of commercial entrant Feb. 28, 1949.

7. If you left Japan between 15 August 1947 and present:
   a. Date of exit: _____
   b. Date of re-entrance: _____

8. Approximate estimate of business transacted to date:
   a. In dollars: $50,000.00
   b. Items of Export: Ramie Textiles
   c. Items of Import: Ramie Raw Fiber

9. Purpose of continued stay in Japan: According to contract 30,080 as technical expert of the Ramie Development Corporation I am to work in the Japanese ramie manufacturing plant to expedite and supervise the manufacture of the Philippine ramie into finished textiles.

(over)

DECLASSIFIED E.O. 12065 SECTION 3-402/NNDS NO. [illegible]

10. I hereby request permission to remain in Japan on a semi-permanent basis in the capacity of: (Check)

a. Government Trade Representative _____

b. Private Trade Representative ✓

c. Service Representative _____

d. Investment Representative _____

e. Restitution of Property _____

11. It is understood that I will be responsible for my own logistic support independent of Occupation Force facilities. My residence, which has been approved by the Supreme Commander for the Allied Powers, will be: Setagaya-Ku, Tamagawa 2-chome 685 Den-enchofu, Tokyo

Conor de Rosario

(Signature)

(Not to be filled in by applicant)

GHQ, SCAP, APO 500

(Date)

1. Approved (Disapproved)

2. Remarks:

BY COMMAND OF GENERAL MacARTHUR:

(AG Signature)