

Review



Cite this article: Sundaram RM, Sekiguchi A, Sekiya M, Yamada T, Hata K. 2018 Copper/carbon nanotube composites: research trends and outlook. *R. Soc. open sci.* **5**: 180814. <http://dx.doi.org/10.1098/rsos.180814>

Received: 23 May 2018

Accepted: 15 October 2018

Subject Category:

Chemistry

Subject Areas:

nanotechnology/materials science

Keywords:

copper/carbon nanotube (Cu/CNT) composite, copper-substitute, composite homogeneity, Cu–CNT interfacial interaction, Cu and CNT structural control, Cu/CNT industrialization and application

Author for correspondence:

Atsuko Sekiguchi

e-mail: atsuko-sekiguchi@aist.go.jp

This article has been edited by the Royal Society of Chemistry, including the commissioning, peer review process and editorial aspects up to the point of acceptance.

Electronic supplementary material is available online at <https://dx.doi.org/10.6084/m9.figshare.c.4293041>.



Copper/carbon nanotube composites: research trends and outlook

Rajyashree M. Sundaram, Atsuko Sekiguchi,
Mizuki Sekiya, Takeo Yamada and Kenji Hata

CNT-Application Research Center, National Institute of Advanced Industrial Science and Technology (AIST), Central 5, 1-1-1 Higashi, Tsukuba 305-8565, Japan

AS, 0000-0001-9670-7390

We present research progress made in developing copper/carbon nanotube composites (Cu/CNT) to fulfil a growing demand for lighter copper substitutes with superior electrical, thermal and mechanical performances. Lighter alternatives to heavy copper electrical and data wiring are needed in automobiles and aircrafts to enhance fuel efficiencies. In electronics, better interconnects and thermal management components than copper with higher current- and heat-stabilities are required to enable device miniaturization with increased functionality. Our literature survey encouragingly indicates that Cu/CNT performances (electrical, thermal and mechanical) reported so far rival that of Cu, proving the material's viability as a Cu alternative. We identify two grand challenges to be solved for Cu/CNT to replace copper in real-life applications. The first grand challenge is to fabricate Cu/CNT with overall performances exceeding that of copper. To address this challenge, we propose research directions to fabricate Cu/CNT closer to ideal composites theoretically predicted to surpass Cu performances (i.e. *those containing uniformly distributed Cu and individually aligned CNTs with beneficial CNT–Cu interactions*). The second grand challenge is to industrialize and transfer Cu/CNT from lab bench to real-life use. Toward this, we identify and propose strategies to address market-dependent issues for niche/mainstream applications. The current best Cu/CNT performances already qualify for application in niche electronic device markets as high-end interconnects. However, mainstream Cu/CNT application as copper replacements in conventional electronics and in electrical/data wires are long-term goals, needing inexpensive mass-production by methods aligned with existing industrial practices. Mainstream electronics require cheap CNT template-making and electrodeposition procedures, while data/electrical cables require manufacture protocols based on co-electrodeposition or melt-processing. We note (with examples) that initiatives devoted to Cu/CNT manufacturing

for both types of mainstream applications are underway. With sustained research on Cu/CNT and accelerating its real-life application, we expect the successful evolution of highly functional, efficient, and sustainable next-generation electrical and electronics systems.

1. Introduction

Copper is an indispensable material in our modern electricity- and electronics-driven society. It is the most electrically conducting non-precious metal ($5.8 \times 10^5 \text{ S cm}^{-1}$ at 27°C) [1] and the best thermal conductor among metals ($401 \text{ W m}^{-1} \text{ K}^{-1}$ at 27°C) [2]. Further, copper has a high current-carrying capacity [3], is strong, ductile, workable, and resistant to corrosion and creeping [4]. This combination of stellar attributes makes copper the material of choice for a range of applications. Due to its exceptional electrical properties, copper is used in electrical power cables and wiring, generators, motors, transformers, data and phone wires, and as connectors in electronics. As a superior heat transporter, copper is used as heat-sinks in electronics and heat exchange equipment, such as vehicle radiators. According to the Copper Alliance [5], 'one tonne of copper brings functionality in 40 cars, powers 60 000 mobile phones, enables operations in 400 computers, and distributes electricity to 30 homes'. As a robust durable metal, copper dominates industrial components, such as bearings, gears and turbine blades. However, copper is heavy (density 8.9 g cm^{-3} [2]) and soft. In electronics, copper interconnects disintegrate at high currents and delaminate from Si chips due to thermal expansion arising from heat build-up [6]. This leads to device failure, which is exacerbated in downsized interconnects and high-power devices.

Next-generation macro and microscale applications aiming for higher functionality, efficiency and sustainability demand materials outperforming copper. There is a growing need to replace heavy copper electrical and data wiring in vehicles with lighter alternatives for improved fuel efficiency. An average mid-size automobile contains about 22.5 kg of copper, while electric and hybrid vehicles could contain higher levels of copper [4]. Trains and commercial aircraft contain a few tons of copper [4]. Replacing approximately 2 tons of Cu wiring in a commercial aircraft with a material two-thirds of the weight translates to 25 000 tons of fuel savings and 78 000 tons of CO_2 emission cuts per year [7] (<https://www.lufthansagroup.com/fileadmin/downloads/en/responsibility/balance-2017-epaper/#0> (accessed 26 April 2018)). The electronics industry on the other hand requires interconnects with higher current and heat stabilities and better heat-sinks than copper to keep up with rapidly miniaturizing devices of growing complexity and power consumption [8].

Cu/carbon nanotube (CNT) composites that merge copper with CNTs are touted to fulfil the growing need for Cu substitutes [8–17]. CNTs are expected to play two roles in Cu/CNT. (i) Made of carbon, CNTs act as weight reducers, rendering the composites lighter. (ii) CNTs could transmit their own exceptional nanoscale multifunctional properties to Cu to yield composites with superior performances. It is well known that individual CNTs are strong, ballistically transport electrons and are excellent thermal conductors [18,19]. Indeed, CNT addition to Cu is reported to lead to improved mechanical, electrical and thermal properties [8–17], demonstrating the promise of Cu/CNT.

CNT macromaterials and other metal-matrix/CNT composites (e.g. Al/CNT) are additionally explored prospective Cu alternatives besides Cu/CNT. However, these materials are unlikely to match the promise of Cu/CNT, specifically in applications requiring high electrical conductivities. Individual CNTs are nanoscopic and too small for practical application, although they surpass copper performances. More practically useful macromaterials composed of CNT assemblies have been fabricated but their performances are inadequate. For instance, CNT macromaterial electrical conductivities are at least an order of magnitude lower than that of copper, limiting their practical application [18,19]. In addition, CNT macromaterials also present issues with regard to integration into existing electrical and electronics systems. Standard joining methods (soldering, crimping, etc.) are inapplicable to the purely carbon-based nanotube assemblies. Among metal-matrix/CNT composites prevalently researched, Al/CNT composites compete closely with Cu/CNT as Al is lighter and cheaper than copper. However, by itself, Aluminium has a lower melting point and higher propensity for oxidation than copper, rendering Cu-based composites more promising, especially for applications requiring thermal stability [2,20].

Due to Cu/CNT's unmatched promise and potential impact as a Cu alternative, research interest on these materials from both academic and industrial communities has been increasing. Over the years, the number of publications and their citations on Cu/CNT development has steadily increased (figure 1). On

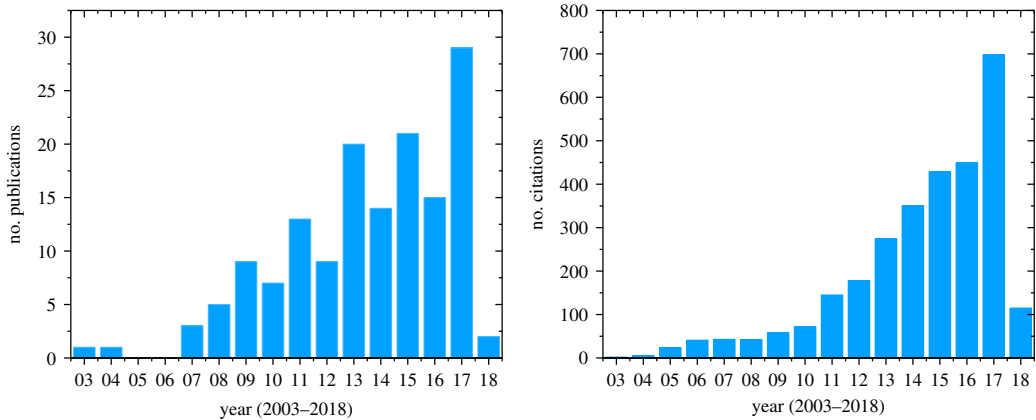


Figure 1. Publication trends of peer-reviewed articles on CNT–Cu composites (source: Web of Science, search terms: CNT-copper composite and Carbon-nanotube copper composite).

account of the research community's sustained interest in Cu/CNT, extensive review articles have been published at regular intervals [8–17]. However, a unified view on the field's development so far and its likely future course are missing. This mini-review aims to present a cohesive picture of Cu/CNT research progress to date to determine the material's real ability to substitute copper (§2). Further, we will pinpoint challenges and solutions to enable Cu/CNT's real-world application (§3).

2. Research trends and milestones

Two major approaches have been developed for Cu/CNT fabrication—(1) powder-processing and (2) electrochemical deposition (figure 2). Powder-processing (approach 1) usually involves making Cu/CNT nanocomposite powders by mixing CNT and Cu powders, followed by compaction. Common mixing methods are ball/attrition milling [23–29] and ultrasonication [30–32]. Alternative methods (also used in combination with milling/ultrasonication) to make nanocomposite powders include using CNT powders for electroless Cu deposition [33–39] and molecular-level mixing with copper salts [21,31,40–47]. Usual compaction methods are spark plasma sintering (SPS [28–32]), isostatic pressing [25,43,47], high-pressure torsion (HPT) [45,48–50], forging [36,37], etc. In approach 2, Cu is electrochemically deposited at CNT template cathodes by reducing Cu ions in solutions [3,6,51–67]. Alternatively, CNTs and Cu are co-deposited from dispersions of charged nanotubes in Cu-ion solutions [22,68–70]. In addition to these two major approaches, other methods, such as physical vapour deposition [71], magnetron sputtering [72], etc. have also been recently used for composite fabrication. In the following sub-sections, we examine the development and achievements of the two major fabrication approaches.

2.1. Powder-processing Cu/CNT composites

Powder-processing has been used to make the earliest composites (in 2001 [23]) as research on metal-matrix/CNT composites evolved from CNT-ceramics composites studies [9], borrowing processing techniques, such as milling, sintering, etc. In general, powder-processing has mainly focused on improving mechanical properties of Cu by adding CNTs as reinforcing agents, although other properties (electrical and thermal) have been explored. Over nearly two decades of Cu/CNT research, powder-processed composites with higher strength, modulus, hardness and wear properties than Cu have been demonstrated. Progress has been made in inventing mixing methods to achieve homogeneous CNT/Cu distribution and in scaled-up fabrication of application-ready structures, such as macroscopic wires.

The first powder-processed composites were fabricated by ball milling multi-walled carbon nanotubes (MWCNTs) and Cu powders followed by isostatic pressing and isothermal sintering [23]. The composites with up to 12 vol% CNTs demonstrated better wear properties and hardness than copper. However, physically mixing CNTs and Cu powders results in poor adhesion between CNTs and Cu due to density differences of the two materials (less than 2.0 g cm^{-3} for CNTs [18,19] versus 8.9 g cm^{-3} for Cu [2]). The lighter CNTs remain on the Cu particle surface instead of embedding

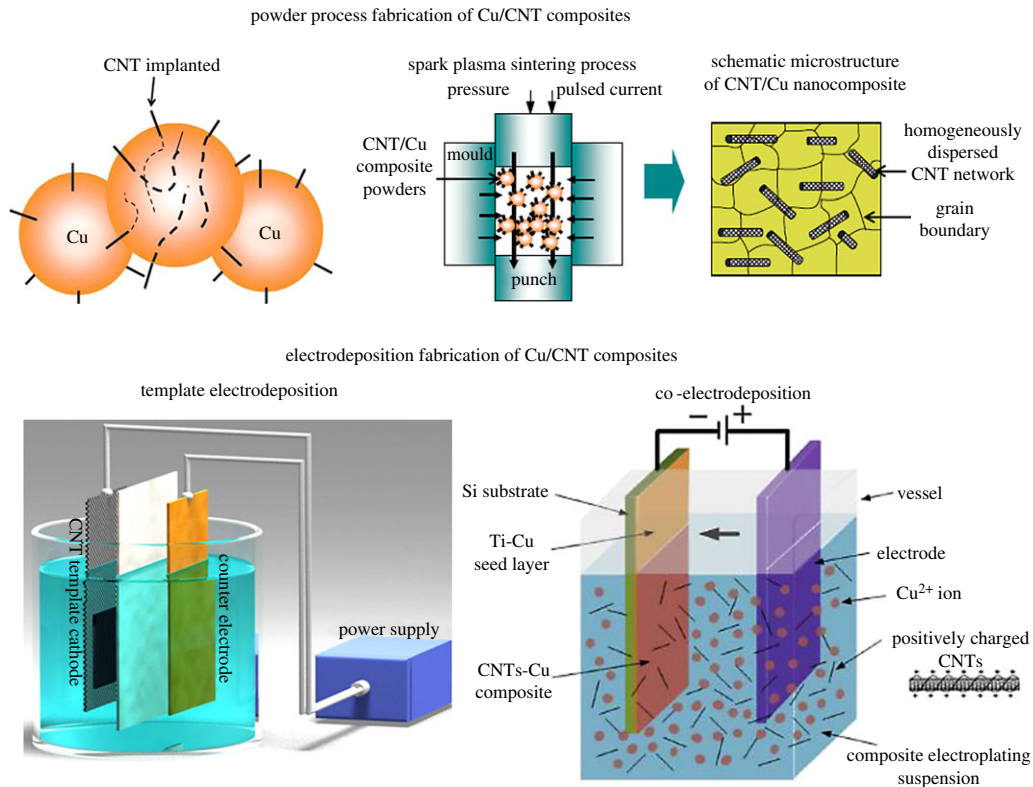


Figure 2. The two major CNT/Cu fabrication routes: powder-processing [21] and Cu electrodeposition with figures on left and right representing template electrodeposition (altered from reference [6]) and co-electrodeposition [22], respectively. Images from references 21 and 22 reproduced with permission.

within. This leads to non-uniform composites after compaction, with agglomerated CNTs poorly dispersed in the matrix. To address this issue, CNTs made heavier by coating with other metals (such as Ni [23]) are used for the mixing stage. However, other mixing methods were required to improve CNT–Cu interaction to ensure uniform CNT–Cu distribution without a third element.

A novel molecular-level mixing method was developed to enhance CNT–Cu interaction (figure 3) [21,31,40–47]. In this method, suspensions of CNTs with anionic functional groups are mixed with Cu^{2+} salt solutions, which encourages electrostatic interaction between the two entities (rather than merely physical adhesion). The CNT/copper salt solutions are dried and calcined to make copper-oxide/CNT composite particles, which are then reduced, usually by H_2 -annealing to CNT-embedded Cu nanocomposite powders. These nanocomposite powders are then compacted by SPS [21,42,44] or isostatic pressing and thermal sintering [43]. The first molecular-level mixing composites with 5 and 10 vol% MWCNTs showed yield strengths 2–3 times that of Cu along with a higher Young's modulus than Cu (figure 3) [21]. This remarkable reinforcement was attributed to high load-transfer efficiency due to improved CNT–Cu bonding. Xue *et al.* showed that the yield and tensile strengths of Cu/MWCNT_(5 vol%) composites prepared by molecular-level mixing are higher than their ball-milled counterparts [44]. Molecular-level mixed composites also show a lower coefficient of thermal expansion (CTE) (of 12.1 ppm) than Cu (17 ppm) [42] and a lower mismatch with Si CTE (of 3–5 ppm). This indicates the Cu/CNT's potential as a better interconnect material than copper for electronics with higher thermal stabilities. The lower CTE mismatch with Si (the usual substrate in electronics) is critical for interconnect materials, to avoid their thermal expansion-driven delamination from the chip. Mendoza *et al.* demonstrated the applicability of molecular-level mixing to single-walled (SW) CNTs [43]. Their Cu/SWCNT_(10 vol%) composites showed an increase in both hardness (42% compared to Cu) and electrical conductivity (three times higher at 80 K).

Besides achieving homogeneous CNT/Cu distribution, powder-processing has been successful in fabricating composites in application-ready configurations, such as wires. Arnaud *et al.* [30] report 1.5 m long Cu/CNT wires made by powder-processing with diameters similar to industrial copper wires (0.2–1 mm). The Cu/DWCNT_(0.5 vol%) wires were produced by ultrasonication mixing, followed by SPS and wire drawing and showed tensile strengths greater than Cu and room temperature electrical conductivities similar to Cu.

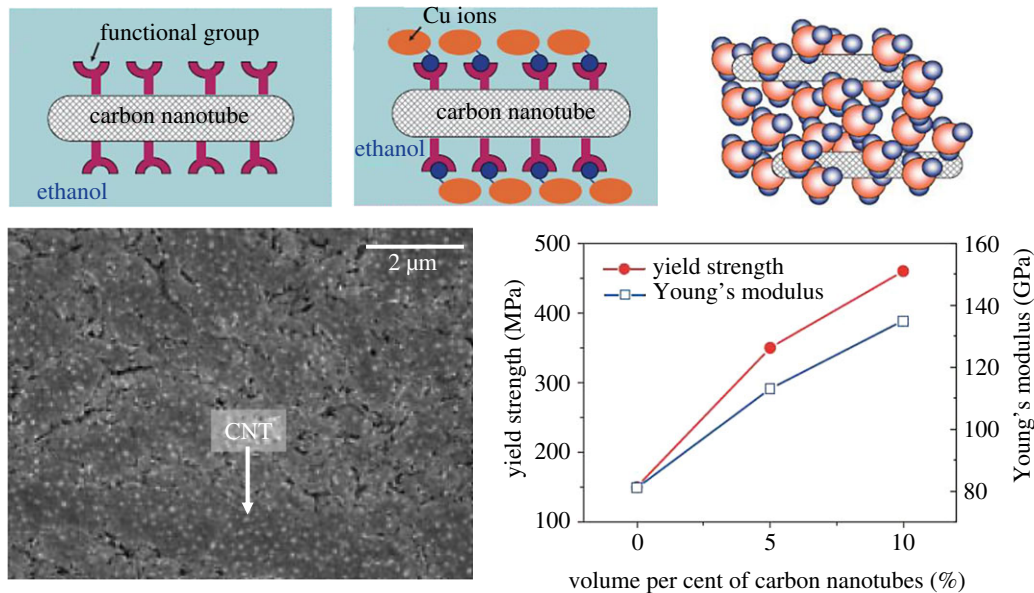


Figure 3. Homogeneous Cu/CNT with superior mechanical properties than Cu fabricated by molecular mixing [21]. Images reproduced with permission.

Despite achievements in making possible the fabrication of homogeneous composites with high performances, powder-processing poses several limitations.

- (1) The CNT vol% routinely achieved in powder-processed composites is less than 20 vol% (figure 4a). Therefore, most composites show densities nearly equivalent to Cu with no weight reduction advantages. Guirderdoni *et al.* attempted to include approximately 33 vol% CNTs in their powder-processed composites [32]. However, the samples were found to lack CNT distribution homogeneity and comprised areas with and without nanotubes.
- (2) Powder process precludes CNT alignment in composites as the methodology unavoidably involves a mixing step. Additional post-production steps have been applied to align CNTs, such as high-ratio differential speed rolling [24], die stretching [36,37] and magnetic field application [35]. Although these studies demonstrate that CNT alignment benefits Cu/CNT mechanical, thermal and electrical properties, most samples contain less than 10 vol% nanotubes. Increasing CNT vol% with alignment and uniform dispersion in Cu matrix is necessary to achieve lightweight composites with high performances, specifically electrical and thermal conductivities.
- (3) Powder-processing is incompatible to make microscale composite structures required for electronic devices, such as vias or horizontal interconnects on Si substrates. Most powder-processed samples are macroscopic pellets [43], or cylinders and wires [30].

2.2. Electrodepositing Cu/CNT composites

Copper electrodeposition of CNT templates from Cu^{2+} salt solutions emerged as an alternative Cu/CNT fabrication method, overcoming the limits of powder-processing. Electrodeposition has made lightweight composite fabrication possible by allowing inclusion of higher CNT vol% than powder-processing (figure 4a). Further, electrodeposition allows for easier CNT alignment control than powder process, and composites with CNTs in networks (no alignment) [51], cross-ply [62] and unidirectional alignment [55,57,59,60] have been fabricated. In addition, electrodeposition affords Cu/CNT fabrication at various scales and in different configurations (figure 4b). Both microscale Cu/CNT, such as pillars [52,59] and patterns [3,6,60] on Si substrates (for device application) and macroscale samples, such as sheets/films [55,57,62,65] and wires [53,54,56,63,64,66,67] (for power lines, motor windings, etc.) have been reported.

Developing structurally well-regulated CNT templates and establishing processing/deposition protocols suitable for these templates have been critical for electrodeposition to emerge as a viable composite fabrication approach. Synthesizing CNT templates is now fairly well-established. CNT materials of various configurations, such as macro wires and sheets or micropillars with controlled CNT orientation and structures are now readily available [73–75] and even produced commercially

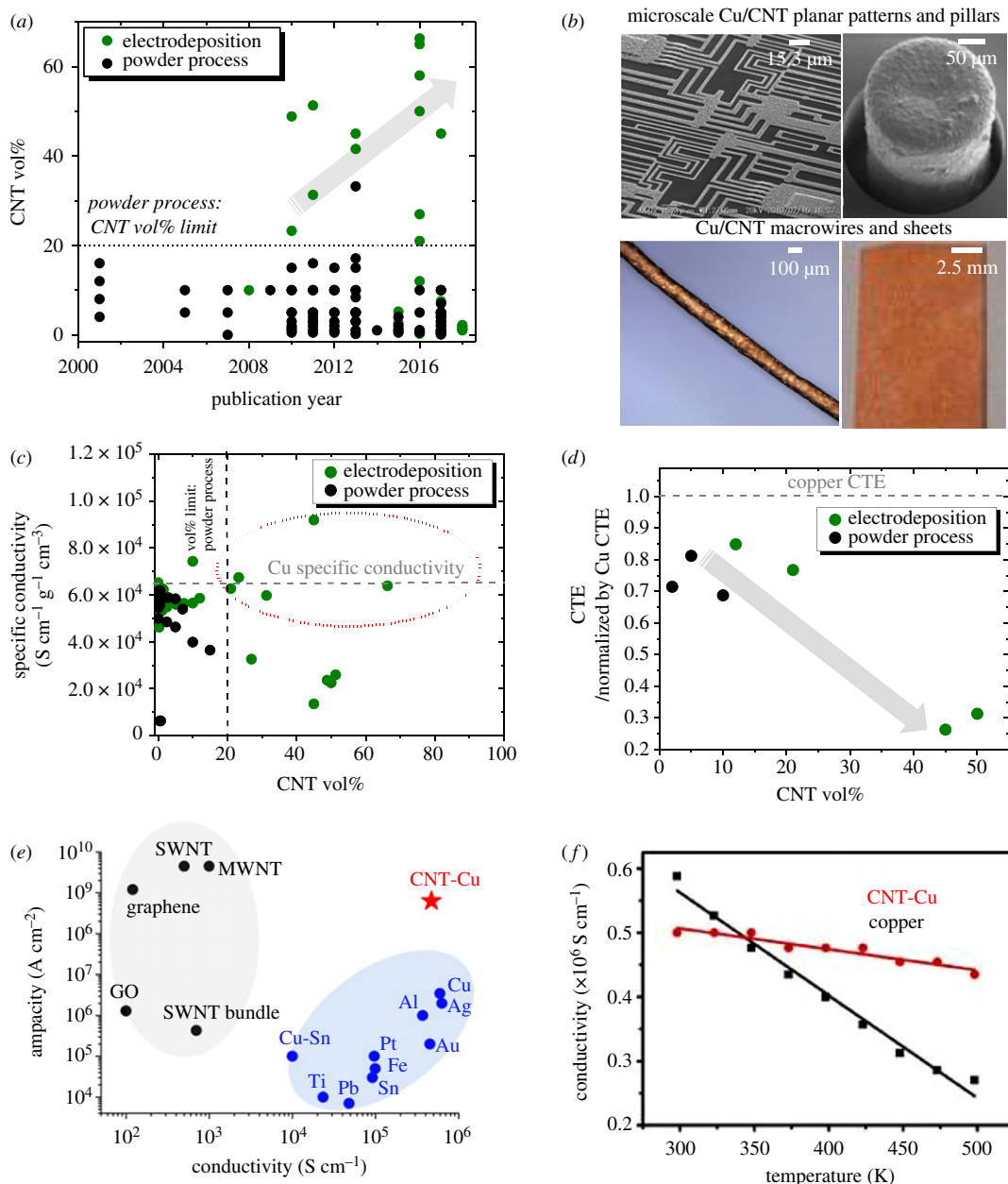


Figure 4. Advantages of electrodeposition versus powder-process Cu/CNT fabrication: (a) reported composite CNT vol% trend (over years), (b) various configurations of electrodeposited Cu/CNT [3,59,60,63]: clockwise from top-left), (c) specific conductivity and (d) CTE versus CNT vol%. Plots depicting the (e) current stability [3] and (f) conductivity stability with temperature of electrodeposited composites [3]. Images in (b), (e), and (f) are reproduced with permission from references [3,59,60,63].

(<https://www.veelotech.com/products-1/> (accessed 16 May 2018); <http://www.nanocomptech.com/> (accessed 16 May 2018)). In terms of processing, strategies to improve CNT template wetting by the electrolyte have advanced as typical aqueous copper salt electrodeposition solutions (like CuSO₄/H₂SO₄) are unsuited for hydrophobic CNT templates. These strategies involve either (i) increasing CNT template hydrophilicity or (ii) modifying Cu electrolyte to suit hydrophobic CNTs.

(i) *Increasing CNT template hydrophilicity:* CNTs have been functionalized with oxygen-containing groups to improve hydrophilicity and, thereby, wetting by aqueous Cu electrolytes. Usual functionalization methods are anodization [54,66], heat-treatment in oxygen atmosphere [66], etc. Besides facilitating Cu deposition, using oxygen-functionalized templates is also reported to improve CNT-Cu interaction in the composites, leading to better properties than composites obtained from non-functionalized templates. For example, Cu/CNT wires obtained by Cu electrodeposition after

template anodization are seen to exhibit higher tensile strengths and electrical conductivities than Cu/CNT wires made without the anodization pre-treatment [54].

- (ii) *Modifying Cu electrolyte to wet hydrophobic CNTs*: Alternative electrolytes, such as organic solutions of Cu salts capable of wetting hydrophobic CNTs and infiltrating templates have been developed to facilitate Cu deposition [3,6,59,60,63,64,67]. Mainly, copper acetate in acetonitrile is used for copper deposition. However, since organic solutions result in slow and insufficient deposition [64], the method has been used as a seeding step and supplemented by a second seed-growth step using $\text{CuSO}_4/\text{H}_2\text{SO}_4$ electrodeposition. This two-stage process has shown success in fabricating Cu-matrix composites embedding a high vol% of CNTs (45–50 vol%) at both microscale (planar and vertical interconnects) [3,6,59,60] and macroscale (sheets and wires) [3,63,64,67]. The two-stage process overcomes the limitation of CNT template direct aqueous electrodeposition that invariably leads to Cu-coated composites (laminates or core-shell structures) [53–57,61,62,65,66] regardless of template functionalization.

The major achievement of electrodeposition has been in revealing the potential of Cu/CNT as a Cu alternative by producing lightweight composites with electrical, thermal and mechanical performances rivalling that of Cu. As mentioned before, electrodeposition succeeded in breaking the CNT vol% limit posed by powder-processing. High CNT vol% means composites markedly lighter than copper, which despite the high carbon content, are seen to perform at par with copper. Randeniya *et al.* [53] and Xu *et al.* [54] achieved Cu/CNT wires one fifth to half as light as copper by electrodepositing CNT wires. The wires showed electrical conductivities approximately $1.8\text{--}3.0 \times 10^5 \text{ S cm}^{-1}$ (versus $5.9 \times 10^5 \text{ S cm}^{-1}$ for Cu) and high tensile strengths of approximately 500–800 MPa (versus approx. 220 MPa for copper). Low densities and high performances competitive to Cu translate to specific properties (density-normalized properties) exceeding that of Cu. As seen in figure 4c, electrodeposited composites with high CNT vol% show specific electrical conductivities surpassing Cu. On the other hand, the specific values of powder-processed composites remain below copper with the low CNT vol%. Besides weight reduction, high CNT vol% composites are necessary for other properties, such as heat stability (especially, low coefficients of thermal expansion, CTE). Low CTE values closer to Si (approx. 2.6 ppm [76] versus approx. 17 ppm for Cu [2]) are sought after for device interconnects to avoid expansion-induced delamination from substrates. Both electrodeposited [6,22,59] and powder-processed [42,77] composites show reduction in CTE compared to Cu (figure 4d). The CTE is lowered in Cu/CNT because Cu expansion is offset by CNTs, which by themselves show low/negative thermal expansions (due to shrinking in-plane $\text{sp}^2\text{C}\text{--}\text{sp}^2\text{C}$ bonds) [6]. However, electrodeposited composites with a higher CNT vol% show much lower CTE values than the powder-processed samples (figure 4d). For example, electrodeposited composites with 45–50 vol% CNTs [6,59] show CTE values of approximately 5 ppm K^{-1} that match with Si. These low CTE values were achieved in combination with thermal conductivities similar to Cu (approx. $395 \text{ W m}^{-1} \text{ K}^{-1}$) [6,59], which is beneficial to minimize heat build-up.

Electrodeposited composites also exhibit higher current stability and temperature-stable electrical conductivities compared to copper, which further corroborate Cu/CNT's potential as Cu substitutes, especially for electrical applications. Current stability is the ability of a conducting material to carry high currents without damage and is quantified in terms of current-carrying capacity (CCC) and lifetime. High CCC and lifetimes are highly desirable attributes for electrical conductors, specifically interconnects in downsized and high-power electronics. Electrodeposited Cu/CNTs have demonstrated current stabilities greater than Cu in both micro [3] and macroscopic structures [57,63]. Cu/CNT microlines with CCCs 100 times that of Cu [3] have been reported (figure 4e), while macrosheets [57] and wires [63] with 36% and 28% increase in CCC versus Cu, respectively, have been demonstrated. In terms of lifetime, Chai & Chan [52] show a fivefold increase in lifetime for vertical Cu/CNT via-interconnects versus Cu. Recently, Subramaniam *et al.* [60] confirmed lifetime increase in planar multitier Cu/CNT interconnects compared to Cu. The improved Cu/CNT CCC and lifetime (versus Cu) are attributed to nanotubes suppressing Cu electromigration (movement of Cu along electric current) by increasing Cu diffusion activation energy [3].

Besides current stability, electrical conductors used for applications involving high operating temperatures (motor windings, high-power device interconnects, etc.) require stable electrical conductivity versus temperature. Normally, electrical conductivity of Cu decreases with temperature due to increased electron scattering, resulting in a large temperature coefficient of resistance (TCR, approx. $3.9 \times 10^{-3} \text{ K}^{-1}$) [78]. Adding CNTs (which by themselves show small TCR values) to Cu results in TCR reduction and both macro and microscopic Cu/CNT show TCR less than Cu [3,63].

For example, Cu/CNT macrosheets and wires with TCR values 50–80% that of Cu [57,63] have been fabricated. At the microscale, planar and vertical interconnects with TCR one tenth [3] and half [59] that of Cu, respectively, have been demonstrated. As an added benefit, TCR suppression can lead to composite electrical conductivities greater than Cu at high temperatures (figure 4f). Subramaniam *et al.*'s planar Cu/CNT interconnects show electrical conductivities higher than Cu above 80°C [3], which are typical operating temperatures in high-power electronics (figure 4f).

In addition to CNT template–Cu electrodeposition, co-electrodeposition of CNTs and Cu has also been used to fabricate Cu/CNT [22,68–70]. The main advantage of co-electrodeposition over template electrodeposition is its compatibility with device fabrication. Unlike template electrodeposition, co-electrodeposition does not require CNT synthesis/transfer onto Si chips involving high-temperature methods (like chemical vapour deposition). To co-deposit Cu and CNTs, a Cu²⁺ electrolyte solution with dispersed CNTs is used. Dispersing sufficiently deaggregated CNTs in the electrolyte to achieve uniform CNT/Cu mixing in the composite is the key issue in co-electrodeposition. To enhance CNT deaggregation, additives or CNT treatments have been used. For example, An *et al.* [22] used electrostatic repulsion between positively charged CNTs obtained by polyelectrolyte treatment, while Feng *et al.* [69] used nanodiamond particles as additives in the electrolyte. Co-electrodeposited composites show electrical conductivities comparable to that of copper and improvements in mechanical properties, such as strength, Young's modulus and hardness [22,68–70]. However, the maximum CNT vol% obtained in co-electrodeposited composites is approximately 21 vol% [22], which is less than that achieved by template deposition.

Although high-performance composites with high CNT vol% that show promise as Cu alternatives have been fabricated (by template electrodeposition), Cu/CNT performances fall well below expectations. According to effective-medium model calculations, electrical conductivities 2 × Cu can be achieved in composites with greater than 30–40 vol% defect-free individual CNTs aligned along bias direction embedded in a Cu-matrix (figure 5a(i)) [79]. Similarly, atomistic simulations predict high thermal conductivities (>Cu) for composites that embed aligned minimally aggregated CNTs in Cu with a large CNT–Cu interface (figure 5a(ii)) [80,83]. Experimentally obtained values contradict these theoretical predictions and the highest observed composite electrical and thermal conductivities with 45 vol% aligned CNTs well-dispersed in Cu-matrix are less than or only comparable to Cu [3,6,59,63]. Encouragingly, the mechanical strengths of the composites exceed that of copper in agreement with modelling data (figure 5a(iii)) [81]. Therefore, the full potential of Cu/CNT in terms of overall electrical, thermal and mechanical properties is yet to be realized. In the next section, we will identify challenges that need addressing and propose directions for realizing and harnessing the true potential of Cu/CNT.

3. Cu/CNT research: goals, challenges and future

The research community's long-term goal is to replace copper with Cu/CNT that is lighter and with superior electrical, mechanical and thermal properties in applications ranging from data and electricity cables to interconnects. There are two grand challenges in achieving this goal—(1) fabricating Cu/CNT outperforming Cu as per theoretical predictions (figure 5a), and (2) enabling lab-to-market transition of Cu/CNT by industrialization and facilitating real-world utilization (figure 5b). Research directions to solve specific issues in each of the two grand-challenges are discussed in §§3.1 and 3.2.

3.1. Fabricating Cu/CNT outperforming Cu

The first grand challenge in Cu/CNT research is to fabricate composites with a high nanotube vol% as well as a combination of mechanical, thermal and electrical performances surpassing Cu. Theoretical studies that predict Cu/CNT to surpass performances (figure 5a) assume an ideal composite [79–81,83]. *The ideal composite consists of a continuous Cu matrix embedding a high vol% of individual unidirectionally aligned CNTs spatially distributed uniformly throughout. The CNT–Cu interactions in the ideal composite are assumed to allow for superior electron/phonon transport (figure 5a(i)(ii)) and for CNTs to mechanically reinforce the metal matrix (figure 5a(iii)) improving electrical, thermal and mechanical properties.* However, there is a mismatch between the ideal composite and experimental samples, and the observed Cu/CNT performances have not met expectations. We identify three issues to be addressed to reduce the mismatch between ideal and real-world composites to achieve Cu/CNT that outperforms Cu:

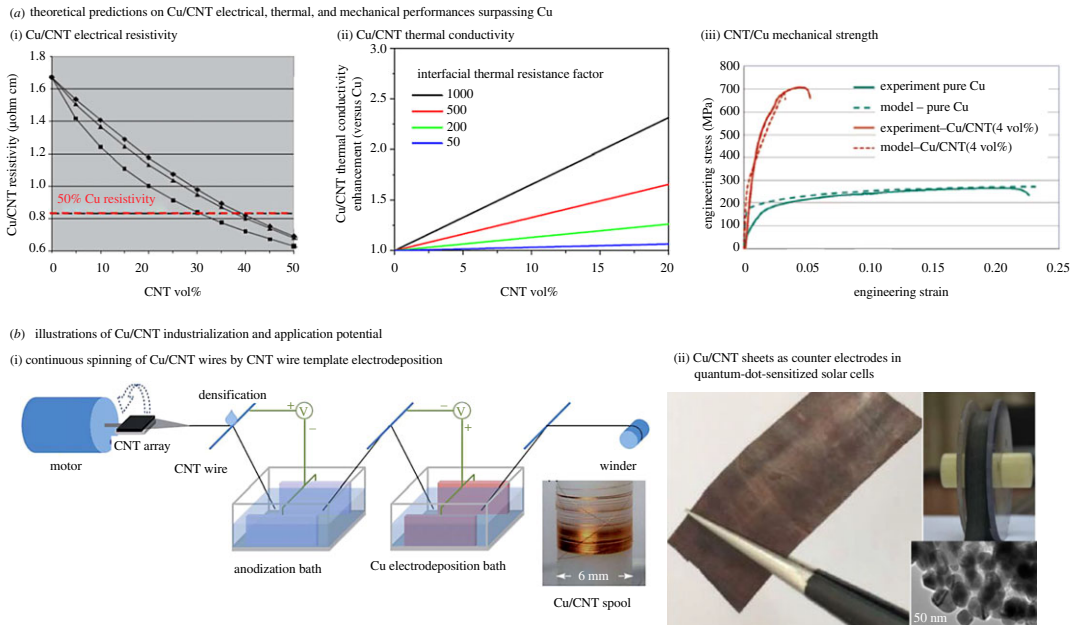


Figure 5. (a) Potential of Cu/CNT to surpass Cu performances: theoretical studies predicting Cu/CNT electrical resistivity (i) [79], thermal conductivity (ii) [80] and mechanical strength (iii) [81] greater than Cu. (b) Examples of Cu/CNT industrialization and application: continuous production by electrodeposition of strong lightweight high electrical conductivity Cu/CNT wires (i) [54] and application of continuously fabricated Cu/CNT sheets as high-efficiency counter electrodes in quantum-dot solar cells (ii) [82]. Images reproduced with permission.

- (1) achieve uniform CNT and Cu distribution at high CNT vol% (figure 6a),
- (2) ensure effective CNT–Cu interaction (figure 6b), and
- (3) control CNT and Cu-matrix attributes (figure 6c,d).

Below, we propose research directions to address each issue in the context of efforts already reported in literature.

3.1.1. Achieve uniform CNT and Cu distribution at high CNT vol%

The main difficulty with achieving uniform CNT and Cu spatial distribution is phase separation due to lack of interaction between individual nanotubes and copper. Phase separation arises from fabrication issues and manifests differently in powder-processed and electrodeposited composites. The issues and solutions for minimizing phase separation and improving CNT and Cu distribution for both fabrication methods are discussed below.

(a) Achieving uniform CNT and Cu distribution by powder-processing: Phase separation manifests as localized CNT agglomerations (figure 6a), aggravated with increasing CNT vol% in powder-processed composites [32,35]. The CNT agglomerations increase sample porosity and become the ‘weakest link in the chain’, accumulating local stress and increasing electron and phonon scattering. Consequently, powder-processed composites with localized CNT aggregations show deteriorated properties. Cho *et al.* [88] note CNT aggregation as the key cause for lowered thermal conductivity (versus Cu) in composites with at least 5 vol% CNTs. In contrast, their composites with uniformly distributed 3 vol% or less CNTs show slightly higher thermal conductivities than Cu. Similar reductions in powder-processed composite hardness, strength and wear properties versus CNT vol% ascribed to nanotube agglomeration have been observed widely. Phase separation in powder-processed composites is mainly seen in samples obtained by physical mixing, which ignores Cu versus CNT density differences and relies on weak van der Waals forces to induce CNT–Cu interaction.

Instead of physical mixing, molecular mixing (involving blending CNTs and copper salts) [21,31,40–47] that seeds Cu on nanotubes through stronger electrostatic interactions enhances homogeneity and properties of powder-processed composites (as seen in §2.1). The nanotubes are usually functionalized covalently or non-covalently to acquire a negative charge to interact with positively charged copper in salts. Non-covalent functionalization shows more promise for attaining property improvement with composite homogeneity by molecular mixing than covalent functionalization. Covalent CNT

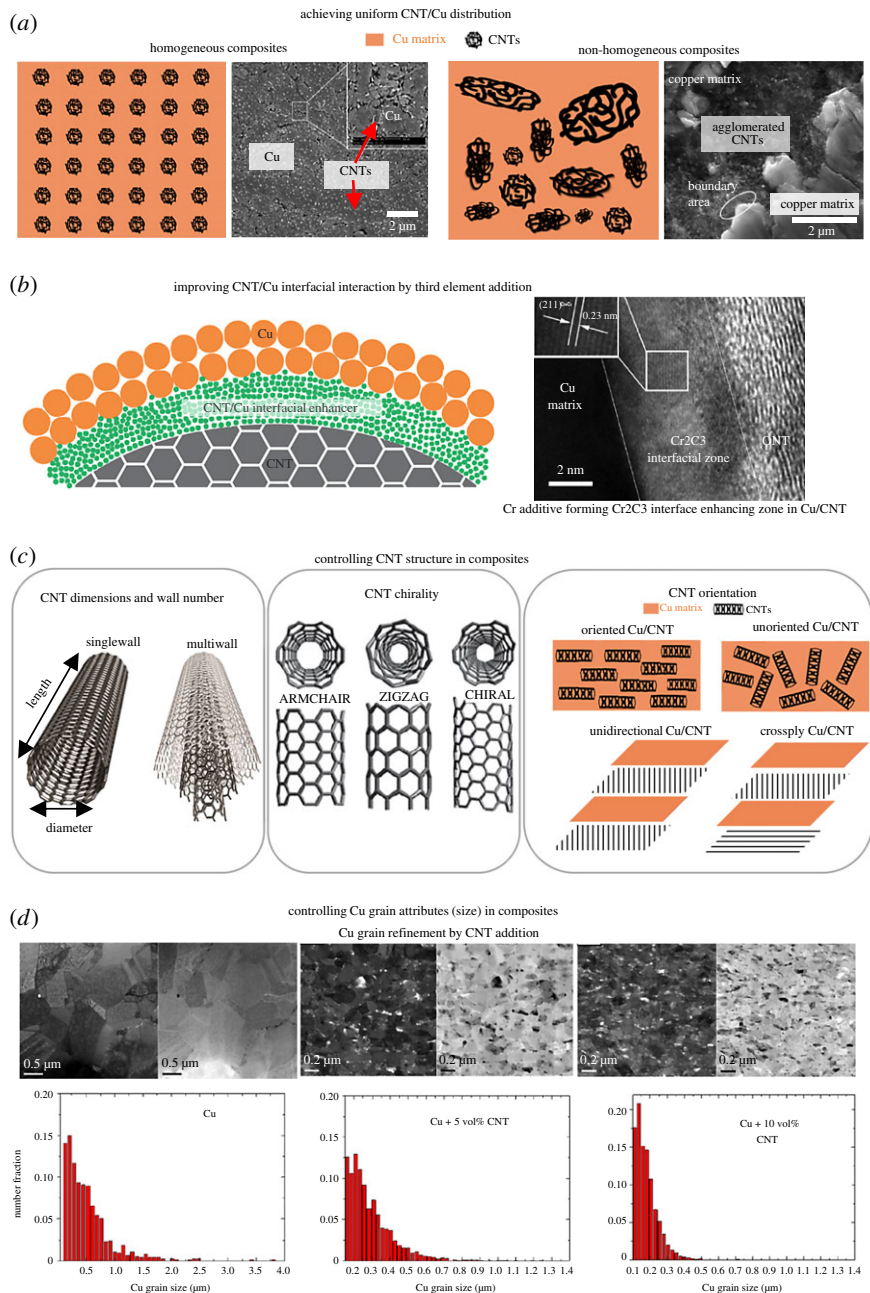


Figure 6. Summary of challenges in fabricating Cu/CNT outperforming copper. (a) Challenge 1: Achieving uniform CNT–Cu distribution. The figure depicts homogeneous and non-homogeneous composites with schematics and example SEM images from literature (left: [42], right: [35]). (b) Challenge 2: Improving CNT–Cu interfacial interaction with additives. A schematic of an interfacial enhancer included at the CNT–Cu interface is provided. An example research work from literature using an interfacial enhancer is included (TEM image from [84]). Challenge 3: Controlling CNT and Cu-matrix attributes. To summarize this challenge, (c) the various CNT attributes, to be controlled are illustrated (reproduced/alterd from [62,85,86]), and an example of Cu-grain size control in Cu/CNT from literature is provided [87]. Images reproduced with permission.

functionalization degrades the nanocarbon lattice (especially at the Cu-matrix/nanotube interface), which is disadvantageous for composite electron/phonon transport properties. Kim *et al.* [42] observed a 40–50% drop in thermal conductivity (versus Cu) in molecular mixed Cu/MWCNT, ascribed to phonon dissipation at functionalized nanotube/Cu interface. The nanocarbon lattice degradation also renders covalent functionalization incompatible for processing Cu/CNT with few-walled/single-walled nanotubes. On the other hand, by using non-covalently functionalized CNTs for molecular mixing, Mendoza *et al.* [43] fabricated SWCNT composites with electrical conductivity (at 80 K) and hardness better than copper. However, the effect of non-covalent nanotube functionalization on other composite properties

(mechanical strength, thermal conductivity, CTE, CCC, etc.) are unknown. Besides molecular mixing, electroless Cu coating of functionalized CNTs [34,38,39] in solution have been used as a Cu seeding step (to supplement or replace physical mixing). However, these alternative seeding approaches have used only covalently functionalized CNTs so far. The use of non-covalently functionalized CNTs for these alternative Cu-seeding methods needs to be explored toward making homogeneous Cu/CNT with high comprehensive performances.

(b) Achieving uniform CNT and Cu distribution by template electrodeposition: CNT–Cu phase separation manifests as [CNT-core/Cu-sheath] structures in composites fabricated by aqueous-medium Cu electrodeposition of CNT templates [53–57,61,62,65,66]. Alternative protocols using organic solutions of Cu^{2+} as electrolytes (two-stage electrodeposition [3,6,59,60,63,64,67]) have been successful in obtaining Cu-matrix composites instead of core-sheath structures (as seen in §2.2). These composites have so far shown the best combination of properties reported, i.e. highest CNT vol% and maximum observed electrical and thermal conductivities as well as current and heat stabilities (in terms of CCC, TCR and CTE). However, in the two-stage electrodeposited samples, CNT bundles rather than individual CNTs are embedded in the Cu matrix, leading to the less-than-predicted [79,80,83] electrical and thermal conductivities. CNT bundling reduces CNT–Cu interfacial area and, hence, suppresses nanotube contribution to composite performance. Currently, there are no reports for minimizing CNT bundling in composites obtained by two-stage electrodeposition. To minimize CNT bundling for composite performance enhancement, we propose using functionalized (preferably non-covalently) low-density CNT templates for two-stage electrodeposition.

3.1.2. Ensure effective CNT–Cu interfacial interaction

The second issue to be addressed to achieve composite performances better than Cu is to ensure effective CNT–Cu interfacial interaction. By default, interfacial interaction is poor because CNTs and copper show poor affinity to each other. Cu, with its fully filled d orbitals, does not chemically interact with carbon. Further, Cu does not wet CNTs because of the high mobility of Cu atoms on CNTs [89], large surface energy difference between the two materials (Cu: approx. 1800 mJ m^{-2} [90] versus CNTs: approx. $30\text{--}45 \text{ mJ cm}^{-2}$ [91]), and the high propensity of the materials to self-aggregate [92]. However, enhancing CNT–Cu interaction is critical for improving stress transfer and electron/phonon transport through composites. Improving CNT–Cu interaction can also be expected to aid CNT and Cu distribution uniformity (in addition to discussion in §3.1.1). To improve CNT–Cu interfacial interaction, several reports have attempted including an additive to the interface that strongly associates with both Cu and CNTs (figure 6b). Two classes of CNT–Cu interfacial interaction-enhancing additives have been identified—(a) oxygen and (b) carbide-forming metals.

(a) Oxygen as CNT–Cu interfacial interaction enhancer: Oxygen inclusion is usually accomplished by using nanotubes with oxygenated surface functional groups for composite fabrication. Both theoretical and experimental studies reveal the advantages of including oxygen to the CNT–Cu interface. Density functional theory calculations [93] show that Cu adsorbs more strongly to CNTs with oxygenated functional groups than to CNTs without these functional groups. For example, Cu adsorption binding energy is 1.37 eV for CNTs with $-\text{COOH}$ groups versus 0.53 eV for neat CNTs. In experimental studies, Kim *et al.* [94] note that interfacial oxygen (on functionalized nanotube surfaces) improves composite strengths in molecularly mixed composites. The strength increase is attributed to stronger CNT–Cu interfacial bonding through oxygen, which leads to better load-sharing, allowing nanotubes to function more effectively as reinforcing agents. Further, composite homogeneity was also observed to increase as surface functional groups reduced nanotube agglomeration during fabrication.

(b) Carbide-forming metals as CNT–Cu interfacial interaction enhancer: Another strategy to improve CNT–Cu interaction is to add metals that easily form carbides to the CNT–Cu interface. The carbide-forming metals bridge CNTs with Cu because of their high affinity to carbon and ability to alloy with Cu. Several theoretical and experimental studies demonstrate the benefits of carbide-forming metals (iron [95], nickel [23,72,96–99], chromium [72,84,100–102], molybdenum [103], titanium [104], ruthenium [77], etc.) to improve CNT–Cu interfacial interaction. Milowska *et al.* [72] recommend using Ni, Cr and Al as interfacial enhancers to improve composite conductance by boosting CNT integration with Cu matrix. Their first principle calculations indicate that these metals create favourable interface geometries, increase density of states and reduce contact resistance. Similarly, molecular dynamics simulations predict significant improvements in Cu/CNT mechanical strength and damping characteristics with Ni as the interfacial enhancer [96,97]. This improvement is attributed to Ni–CNT and Ni–Cu attractions causing a strong adhesive force between the Cu matrix

and nanotube filler (compared to the weak van der Waals Cu–CNT interactions in the absence of Ni). Experimentally, Lim *et al.* [98] and Kim *et al.* [99] have shown improved tribological properties in Cu/Ni/CNT versus Cu/CNT, while Nie *et al.*'s [103] Cu/Mo/CNT composites show improved electrical conductivity, thermal conductivity, tensile strength and hardness (than Cu/CNT). In some experimental studies, carbides are detected at the CNT/additive interface and are credited for improving interfacial bonding and Cu/CNT properties. Cheng *et al.* [104] added Ti as the interfacial enhancer and observed TiC formation at the CNT–Cu interface. Due to the crystallographic matching between the TiC (002) and Cu (002) planes, Cu/Ti/CNT composites showed better mechanical strength than Cu/CNT. In another work, Chu *et al.* [84] fabricated Cu/Cr/CNT composites with higher hardness and tensile strengths than Cu/CNT, which is credited to a thin Cr₃C₂ layer formed at the CNT–Cr interface.

Despite promise shown by additives in improving interfacial interaction between CNTs and Cu, composites with interfacial enhancers have not experimentally shown overall performances surpassing that of copper. This is because there is a lack of understanding on how additives affect CNT–Cu interface (and composite performance), and methods to regulate interfacial enhancers to improve composite properties are virtually non-existent. In terms of understanding the role of interfacial enhancers, benefits of additives have been demonstrated only in low CNT vol% composites, fabricated mainly by powder-processing. Literature on the effects and benefits of additives in high vol% (electrodeposited) Cu/CNT is missing and research efforts are required to fulfil this lacuna.

In some cases, additives are seen to show a trade-off between properties, improving one set of properties (usually mechanical), while degrading others (thermal and electrical). For example, in composites prepared by molecular mixing, oxygen inclusion degrades Cu/CNT thermal conductivity, while improving strength [94]. The poor thermal conductivity is attributed to carbon lattice damage at the CNT–Cu interface caused by nanotube functionalization applied for interfacial oxygen inclusion during Cu/CNT fabrication. To harness and understand the benefits of interfacial oxygen on composite properties, the negative effects of nanocarbon lattice damage need to be decoupled and suppressed. Toward this, we recommend exploring interfacial oxygen inclusion using alternative milder covalent and non-covalent CNT functionalization methods. As a precedent, Mendoza *et al.*'s composites [43] fabricated by molecular mixing using non-covalently functionalized (surfactant-wrapped) SWCNTs show an increase in both mechanical (hardness) and electrical properties (conductivity) without trade-off. However, in their study, the extent of oxygen inclusion at the interface is unclear as the elemental composition of the Cu–O–CNT interface is not explicitly characterized. In general, there is a lacuna of sufficient characterization data on Cu–additive–CNT interfaces. Also, studies determining the additive amount and Cu–additive–CNT bond type required to minimize property trade-off in composites are absent. Additional efforts need to be devoted toward rigorously characterizing the CNT–additive–Cu interface and identifying interface structures and compositions capable of enhancing Cu/CNT performances without trade-offs.

Besides sufficient CNT–Cu interface characterization, research efforts are also required to explore fabrication routes to control the amount, bonding type and location of interfacial enhancers in composites. In terms of location of interfacial enhancers, Milowska *et al.* [72] suggest that carbide-forming metal additives are to be included at CNT ends rather than on sidewalls to increase electrical properties. Current processing strategies are insufficient to achieve additive inclusion with such atomic-level precision. Also, studies similar to Milowska *et al.* on the effect of additive element's position on thermal and mechanical performances are necessary.

3.1.3. Control CNT and Cu-matrix attributes

The composite performance is likely to be affected by the basic attributes of the two constituents i.e. CNTs (such as diameter, wall number, etc., figure 6c) and Cu matrix (grain size (figure 6d) and micro/nanostructures). However, concrete information on the ideal CNT and Cu attributes required to maximize overall composite performances is missing and systematic studies are required in this direction.

(a) Effects and control of CNT attributes in composites: The CNT wall number, diameter, length and purity affect the volume occupancy and interfacial area in the composites, influencing Cu/CNT performances. Further, since CNTs are one-dimensional nanostructures, their orientation in the composites relative to applied stress, heat and current flow directions are also likely to affect the Cu–CNT stress transfer as well as electron and phonon transport behaviours. Several studies explore the effects of these CNT attributes on composite properties and some examples are given below. Nayan *et al.* [28] and Guiderdoni *et al.* [32] show that the smaller the nanotube wall number, the better are

the wear properties, hardness and mechanical strength. Both studies attribute their results to weak van der Waals forces between concentric walls of multiwall CNTs leading to lower shear resistances and poorer CNT–Cu interfacial strengths. Sun & Chen [105] show an analogous inverse trend for mechanical strength versus nanotube diameter, i.e. the smaller the nanotube diameter, the larger was the tensile strength due to the large total interfacial bonding area. A few studies have explored the effect of CNT length, mainly on Cu/CNT strength. Experimental results by Tsai & Jeng [45] indicate that shorter CNTs lead to higher strengths and stiffnesses in composites. Their simulations indicate that the CNT buckling behaviour in composites (responsible for strain release from the matrix) depends on the CNT length and that shorter CNTs lead to global buckling, while longer CNTs induce local buckling. However, Duan *et al.*'s [97] calculations suggest that when Cu–CNT interaction is through adhesive forces, the pull-out force is proportional to CNT length. Hence, for composites with interfacial enhancers, the longer the CNTs, the higher is the strength. The effect of CNT diameter, wall number and length on electrical and thermal properties is less well known. Shuai *et al.* [57] and Sundaram *et al.* [63] point out that the presence of CNT ends degrades composite CCC and electrical conductivity, implying that longer CNTs are preferred for high electrical performances.

The influence of CNT orientation on composite properties has been explored in both theoretical and experimental works. Computational studies by Ghorbani-Asl *et al.* [106] indicate that CNT alignment with applied bias is preferred for high Cu/CNT electrical conductivities. Experimentally, CNT orientation has been observed to affect performances of both powder-processed and electrodeposited composites. In powder-processed unidirectionally aligned CNT/Cu, maximum composite strength, electrical and thermal conductivities, as well as wear properties are observed along the CNT orientation direction, while maximum hardness is seen perpendicular to the CNT orientation [36–38]. In electrodeposited samples, Cu/CNT with unidirectionally aligned nanotubes [55] are observed to show higher strengths than copper along the CNT orientation. Besides orientation, CNT purity in terms of presence/absence of amorphous carbonaceous impurities (included during CNT synthesis) also critically affects Cu/CNT properties. Cho *et al.* [107] show that composite thermal conductivities decrease with inclusion of amorphous carbon impurities, which occupy the CNT–Cu interface and act as thermal barriers. Preliminary results in the current literature give a general idea that small-diameter, few-walled, pure, long and oriented CNTs may probably be beneficial for composite performances. However, exerting control over CNT attributes in Cu/CNT presents three difficulties.

First, a major gap in literature is the absence of experimental studies on how CNT crystallinity (measured as G/D) and chirality influence Cu/CNT performance. Ballistically conducting (i.e. metallic) nanotubes without defects (i.e. high G/D ratios) are predicted [79] to be required to achieve electrical conductivities double that of copper and high thermal conductivities [80,83]. There are few theoretical works on the effect of CNT chirality on composite performance, but none on G/D. With regard to nanotube chirality, Ghorbani-Asl *et al.* [106] show that the composite electrical conductance depends only weakly on nanotube chirality using non-equilibrium Green's function approach when the CNT–Cu interaction is poor. However, the impact of CNT chirality in composites with interface enhancers that allow for better CNT–Cu interaction are unknown. Both theoretical and experimental studies are required in this direction. In addition, modelling studies show that CNT chirality affects Al/CNT composite mechanical properties [108] and armchair CNTs enhance mechanical performances more than zig-zag CNTs. However, similar studies on Cu/CNT are missing and are necessary.

Second, even if the ideal CNT attributes for maximum composite performances are known, synthesizing and utilizing such CNTs for composite fabrication is inherently a major issue. CNT synthesis always yields materials with a distribution of lengths, diameters, wall numbers and chiralities. Making nanotube materials with a higher degree of structural control is a challenge to be addressed by the CNT synthesis research community. Specifically, chiral-selective CNT manufacture is a major problem currently tackled by the nanotube synthesis community [86,109,110].

Third, CNT attributes can change during composite fabrication processing. The issue is encountered especially in controlling length and orientation by mixing-based fabrications (mainly powder process) that break and shorten as well as misalign nanotubes. Modification of CNT attributes during composite fabrication also limits procuring reliable data on composite performance versus nanotube structure. However, recourses are available to minimize CNT structure modifications during composite fabrication. For example, Chen *et al.* used solution-based mixing methods to minimize CNT breakage while powder-processing Al-matrix/CNT composites and could precisely control nanotube aspect ratios on a wide range (6.5–55) to study strengthening effects [111]. Their results show that long CNTs (aspect ratio > 40) strengthened composites by load transfer, while shorter nanotubes strengthened composites by Orowan mechanism (i.e. CNTs loop and pin the dislocations). Similar

alterations to powder-processing can be adopted for Cu/CNT fabrication. Further, more benign fabrications like template electrodeposition that preserve CNT attributes (length and orientation) during processing can also be used, especially for initial composite performance versus nanotube structure studies. The current nanotube synthesis technologies are sufficient to make templates with adequately controlled CNT diameter, wall number, G/D, orientation and purity for these initial studies [112–114].

(b) Effects and control of Cu-matrix attributes in composites: Attributes of the Cu-matrix (grain size, micro/nanostructure, defect density, etc.) are highly likely to influence composite performances. Similar to conventional metals and alloys, Cu/CNT shows yield strength increase with decrease in grain size (grain refinement) in accordance with the Hall–Petch relationship. For instance, Kim *et al.* [115] demonstrate 27% increase in composite yield strength with drop in Cu grain size from 4 to 1.5 μm . This strengthening achieved by grain refinement is attributed to increased number of grain boundaries that pin dislocations, impede their motion and propagation, delaying the material's deformation and failure.

The Cu grain size is affected both by fabrication processing (powder method or electrodeposition) and by the CNTs themselves. In powder-processing, mainly the compaction stage affects the Cu grain size. Samples with average Cu grain sizes less than or equal to 100 nm have been obtained by severe plastic deformation processes, such as high-pressure torsion (HPT) and differential speed rolling [24,48–50,87,116,117]. On the other hand, sintering/hot pressing yield Cu grain sizes ranging from 100 nm to a few micrometres [43,115]. For electrodeposited composites, nucleation rates (a function of electrodeposition current, time, electrolyte concentration, etc.) affect grain attributes, and typical grain sizes range from 300 to 500 nm to a few micrometres [56,61,62,68,105].

Irrespective of the processing, CNTs by themselves aid refinement, decreasing average grain size and narrowing size distribution. Therefore, besides load-sharing, CNTs also contribute to mechanical property improvement by promoting grain refinement. Typically, grain size reductions greater than 50% are observed with CNT addition, and refinement increases with CNT vol% [24,39] in the absence of agglomeration. The mechanism by which CNTs cause grain refinement is fabrication-dependent. For example, in HPT processing, CNTs aid grain refinement by blocking and accumulating dislocations that eases sub-grain boundary formation (necessary for severe plastic deformation processes like HPT [117]). In sintering processes, CNTs located at grain boundaries restrain grain growth by the Zener pinning effect [39]. In electrodeposition, CNTs become nucleation centres and increase nucleation rate, leading to smaller grain sizes [68]. Besides affecting grain size, CNTs also increase dislocation density and twin-fault frequency in the Cu matrix [49,50].

While being a positive influence on mechanical properties, grain refinement is disadvantageous for composite electrical and thermal performances. Smaller grains, i.e. larger number of grain boundaries implies increased electron and phonon scattering at grain boundaries. Consequently, fine-grained composites have shown deteriorated electrical and thermal conductivities [39,62,118]. It is, however, possible to minimize this trade-off by micro/nanostructure tailoring, which has been demonstrated for pure copper. Lu *et al.* [119] achieved nanocrystalline pure copper samples with ultrahigh strength and high electrical conductivity by introducing a nanostructure consisting of multiple coherent twin boundaries. Similar efforts to determine Cu-grain size and structure regimes aimed at minimizing trade-off between electrical/thermal and mechanical properties resulting from grain refinement are necessary for Cu/CNT.

Tailoring Cu-matrix nano/microstructures may also be vital for improving Cu/CNT current stability and electromigration reliability for interconnect applications, as Cu diffusion is already restrained by nanotubes in the composites [3]. Composites with Cu-grain boundaries tailored perpendicular to current flow (i.e. bamboo micro/nanostructures) may show higher electromigration lifetimes and reliabilities than randomly oriented polygranular micro/nanostructures, especially in downsized configurations [120]. While the merit of tailored micro/nanostructures has been demonstrated for pure Cu interconnects, similar studies for Cu/CNT interconnects are necessary [121].

The main issues in regulating Cu-matrix attributes to maximize overall composite performances are summarized below:

- (i) lack of complete understanding on how Cu-matrix attributes influence various composite properties and
- (ii) lack of methods to control Cu-matrix attributes.

In terms of gaining understanding, the shortage of data on Cu-matrix attributes versus composite electrical/thermal properties needs to be addressed. Specifically, studies on CTE, CCC, and TCR

versus Cu grain size and micro/nanostructure are missing and are required. Further, in the extant literature, grain-size effects have always been intertwined with CNT vol% and agglomeration effects. Therefore, exclusive studies on grain-size effects on electron and phonon transport are needed in homogeneous composites. On a related note, composite performance related to Cu grain sizes are more widely reported for low CNT vol% samples, usually obtained by powder-processing. Analogous studies are essential for high CNT vol% composites, especially those obtained by electrodeposition.

Finding routes to exercise control on Cu grain size and micro/nanostructure in Cu/CNT needs further research on fabrication methods. Most studies on Cu grain size control so far have focused on powder-processing, and regulation of Cu-matrix attributes by electrodeposition needs exploration. For electrodeposition, as mentioned earlier, Cu grain size and distribution are dictated by Cu nucleation and growth rates known to depend on parameters such as electrolyte concentration, current, time, etc. [56,61,62,68,105]. The interconnects industry has already evolved methods, such as using organic additives, altering electrodeposition parameter, and post-fabrication processing for Cu grain control, which can be borrowed and tested for Cu/CNT preparation [122–125].

In addition, further research is required to understand how CNT attributes (defects, diameter, wall number, orientation, etc.) affect Cu-matrix characteristics. With this understanding, the CNTs themselves can be used as tools for regulating Cu grain size and micro/nanostructures. A few reports suggest that CNT orientation and functionalization influence Cu grain sizes. For example, samples with cross-plied CNTs have been observed to show smaller grain and twin lamellae sizes than those with unidirectionally oriented CNTs [62]. In another study, functionalized CNTs were seen to result in smaller Cu grains than non-functionalized CNTs [61]. However, these studies have been only on electrodeposited Cu/CNT. In a CNT wall number versus Cu/CNT performance study, Guiderdoni *et al.* [32] did not measure Cu grain sizes due to composite inhomogeneity and wide grain-size distribution in their samples compacted by SPS. Therefore, studies on how CNT attributes affect Cu-matrix attributes are necessary on homogeneous powder-processed composites.

3.2. Cu/CNT industrialization and real-world application as Cu-substitutes

We can conclude that Cu/CNT has real-world application potential, primarily as a Cu substitute, based on properties demonstrated in literature (§2) and avenues available for performance enhancement (§3.1). However, practical Cu/CNT application presents several issues depending on the market, i.e. niche or mainstream.

3.2.1. Cu/CNT for niche applications

Using Cu/CNT in niche applications is a more realistic beginning, as market barriers are lower than in mainstream applications, i.e. the mass-production and cost requirements are low. Niche markets tolerate disruptive technologies and simply aim to exploit the advantages of Cu/CNT over Cu in terms of properties for highly specific applications. One example of a niche market for Cu/CNT is the high-end electronics industry focusing on high-functionality high-power devices. High-end electronics demand special interconnects, thermal interface materials (TIMs) with heat and current stabilities greater than Cu and electrical and thermal conductivities at par with Cu. Even in the current state of development, Cu/CNT meets these requirements. For example, two-stage electrodeposited planar and vertical Cu/CNT interconnects show CCC greater than Cu, CTE and TCR less than Cu, as well as electrical and thermal conductivities similar to Cu. As an added advantage, the electrodeposition-based fabrication is electronics industry-compatible. To enable Cu/CNT application in high-end electronics, market analysis facilitated by industry–academia collaborations is required to identify material requirements (dimensions, properties, configurations, etc.) for specific device components. Further, Cu/CNT's application to high-end electronics can be accelerated by improving composite properties using suggestions listed in §3.1.

Besides replacing Cu (as a disruptive technology), Cu/CNT can fulfil applications envisaged for neat-CNT materials because of their better functionality and integrability. This part-constructive characteristic of Cu/CNT removes the major roadblock encountered by the CNT industry in finding real-world applications for nanotubes. For example, Cu/CNT could be a better choice than CNT materials as an electrode material in energy conversion, harvesting and storage systems. Luo *et al.* [82] demonstrate that quantum-dot-sensitized solar cells with Cu/CNT film counter electrodes show higher power conversion efficiency than neat CNT films (and conventional materials like platinum).

3.2.2. Cu/CNT for mainstream applications

The two key mainstream applications of Cu/CNT as Cu-replacements are

- (a) as interconnects and thermal interface materials in conventional electronics (cell phones, computers, etc.)
- (b) as lightweight macroscopic conductors, such as wires/cables for motors, data and electricity transmission lines, etc.

Besides attaining composite performances better than Cu, mainstream application of Cu/CNT needs industrialization, i.e. reproducible mass-production at low cost using industry-compatible methods, while preserving properties. Cu/CNT industrialization for electronics and macroscopic conductors present different issues.

(a) Cu/CNT for mainstream electronics: For the electronics industry, electrodeposition-based Cu/CNT fabrication methods are most compatible. Co-electrodeposition is closest to the current processing technologies used by the electronics industry (damascene process [122–125]). However, co-electrodeposition entails several Cu/CNT structure control issues that need solving, such as obtaining individually dispersed long CNTs for homogeneous composite fabrication, controlling nanotube alignment, etc. In this light, CNT-template electrodeposition, which affords easier Cu/CNT structure control (with regard to composite homogeneity, CNT orientation, etc.) shows more promise than co-electrodeposition. Currently, maximum Cu/CNT electrical and thermal performances are achieved by template electrodeposition (two-stage process). However, current template-making methodologies for electrodeposition involve aligned CNT synthesis and transfer [3,6,59,60], which are expensive and unsuitable for mass-production. To address this, printing technologies to manufacture CNT templates for Cu electrodeposition need to be developed.

(b) Cu/CNT for lightweight macroscopic conductors: Mass-production technologies compatible with the established copper industry are highly desirable for composites to be used as lightweight conductors in electrical wiring, data cables, etc. Scale-up demonstrations for macroscopic Cu/CNT are already reported in literature [30,54,63]. For example, Xu *et al.* [54] demonstrate continuous fabrication of copper-coated CNT wires by template electrodeposition at approximately 16 cm min^{-1} with promising electrical and mechanical properties. However, the production methodology is unsuited for the copper-wire industry, which typically uses processes like die-drawing and annealing. Arnaud *et al.* [30] report drawing Cu/CNT wires from SPS sintered composite cylinders, which is more consistent with the copper-wire industry. However, sintering-based methods are low-throughput batch processes and continuous processing is favoured for large-scale manufacture.

Considering the fit with conventional Cu industry [126,127], ideal macroscopic Cu/CNT manufacturing methods for mainstream applications are co-electrodeposition or melt-processing. Cu/CNT co-electrodeposition is compatible with standard Cu electrorefining processes; however, as discussed earlier, co-electrodeposition entails composite structure control issues yet to be solved. Cu/CNT manufacture melt-processing is a major challenge considering the poor wetting between molten Cu and CNTs. Addressing this challenge, Shugart & Scherer [128,129] and Knych *et al.* [130] succeeded in melt-processing Cu/MWCNT (2 wt%) composites with uniform Cu–CNT distribution and electrical conductivities higher than the base copper material. Cu/CNT fabrication was accomplished by adding nanotubes to vigorously stirred molten copper exposed to an electrical current in inert gas atmosphere. However, Cu/CNT melt-processing is still in the early stages of development. Comprehensive composite performances (mechanical, thermal and other electrical properties) are yet to be characterized and aspects of structural control (CNT and Cu attributes) need investigation.

In addition to mass-production technology development, Cu/CNT metrology and quality assurance protocols meeting industrial standards need establishing. In terms of metrology, key properties valued by the electronics industry (thermal/current cycling and reliability [131]) and the copper wire conductors industry (alternating current and data transmission properties) need to be evaluated and reported. For Cu/CNT quality assurance, standard tests established for electronics and wire industries (prescribed by ASTM [132], IEC [133], IPC [134], IEEE (<http://standards.ieee.org/index.html> (accessed 18 May 2018)), etc.) can be applied. Applying standardized testing also facilitates comparison between Cu/CNT samples and versus copper, assisting both industrialization and research efforts.

4. Summary

In this paper, we trace the research and development of Cu/CNT and offer our perspectives on Cu/CNT's potential to meet demands for materials outperforming copper for next-generation applications. We discuss the emergence, achievements and limitations of the two major Cu/CNT fabrication approaches ((1) powder-processing and (2) electrochemical deposition). Powder-processing has produced composites superior to Cu mainly in terms of mechanical performances (strength, hardness, stiffness, etc.) due to the reinforcing effect of CNTs. However, the method precludes inclusion of greater than 20 vol% of CNTs (required for weight reduction) and composite structure control (in terms of size, shape, nanotube alignment, etc.). Overcoming these limitations, electrodeposition has achieved micro and macroscale composites with greater than 45 vol% CNTs (i.e. 34–80% lighter than Cu) with mechanical, thermal and electrical properties rivalling that of Cu. Specifically, electrodeposited composites show superior heat and current stabilities than Cu with at par electrical and thermal conductivities. These comprehensive high performances (versus copper) attest to Cu/CNT's potential as a future Cu alternative in electrical and thermal applications ranging from electronics to transmission wires and data cables.

For Cu/CNT to replace copper in real-life applications, two grand challenges need to be solved: (1) fabricating lightweight composites outperforming Cu in terms of electrical, mechanical and thermal properties and (2) industrializing Cu/CNT. To beat Cu performances (grand challenge 1), the real-world composites need to get closer to the ideal composite (i.e. Cu matrix embedding a *high vol% of uniformly distributed aligned individual CNTs*), theoretically predicted to show properties better than Cu. We specify three issues to be addressed by the research community to nudge real-world composites closer to the ideal: (i) achieve uniform CNT–Cu distribution at high CNT vol%, (ii) ensure effective CNT–Cu interaction, and (iii) control CNT and Cu-matrix attributes. We discuss practical avenues to address each of these issues in light of efforts already reported in literature. Transferring Cu/CNT from the lab bench to real-life applications (grand challenge 2) presents market-dependent issues, i.e. niche or mainstream. Niche applications (such as high-end interconnects, TIMs, etc.) with a high tolerance to disruptive technologies and lower market barriers are a more realistic terrain for initial Cu/CNT industrialization. Encouragingly, currently available microscale Cu/CNT, with their current- and heat-stability properties better than Cu and device-industry-friendly fabrication, already qualify for application in high-end interconnects. Mainstream application of Cu/CNT in conventional electronics (as interconnects and TIMs) and as lightweight macroscopic conductors (cables/wires for motors, data and electrical transmission, etc.) requires reproducible mass-production at low cost, while attaining the benchmark properties. The Cu/CNT mass-production technology needs to be compatible with existing industrial practices. While the mainstream electronics require cheap CNT template-making and electrodeposition protocols, mass-production of Cu/CNT macroscopic conductors needs to be aligned with traditional Cu-industry methods, such as co-electrodeposition and melt-processing. Efforts to develop Cu/CNT manufacturing methodologies viable for mainstream applications have already begun. Replacing the ubiquitous copper with high-performance Cu/CNT translates to more powerful and sustainable future electrical and electronics systems, i.e. more fuel-efficient transportation and smaller devices with higher functionality. With continued efforts from academia and industry, we expect real-life application of Cu/CNT as a lighter and superior-performing Cu substitute to be realized with immense positive impact to our everyday lives.

Data accessibility. Datasets corresponding to figure 4 (*a, c* and *d*) have been uploaded in the electronic supplementary material. Authors' contributions. R.M.S., A.S. and K.H. formulated manuscript content and structure. R.M.S. collated data from literature and drafted the manuscript. A.S., T.Y. and K.H. provided input to revisions. M.S. assisted in collating data from literature and in preparing figures.

Competing interests. Authors declare no competing interests.

Funding. R.M.S. thanks financial support from the Japan Society for the Promotion of Science (JSPS) for the JSPS international research fellowship (standard). This work was supported by the JSPS KAKENHI grant (no. JP 18F18050).

Acknowledgements. We thank Dr Don Futaba and Dr Guohai Chen for useful discussions. M. Nishimura, R. Hikosaka and S. Nemoto are acknowledged for their support.

References

- Haynes WM. 2016 Electrical resistivity of pure metals. In *CRC handbook of chemistry and physics*, 97th edn, pp. 12–42. Boca Raton, FL: CRC Press.
- Haynes WM. 2016 Thermal and physical properties of pure metals. In *CRC handbook of chemistry and physics*, 97th edn, pp. 12–218. Boca Raton, FL: CRC Press.
- Subramaniam C, Yamada T, Kobashi K, Sekiguchi A, Futaba DN, Yumura M, Hata K. 2013 One hundred fold increase in current carrying capacity in a carbon nanotube-copper

- composite. *Nat. Commun.* **4**, 2202. (doi:10.1038/ncomms3202)
4. International Copper Study Group. 2014 *The World Copper Factbook*. Portugal: International Copper Study Group.
 5. The copper industry. See <http://copperalliance.org/about-copper/the-copper-industry/> (accessed 26 April 2018).
 6. Subramaniam C, Yasuda Y, Takeya S, Ata S, Nishizawa A, Futaba D, Yamada T, Hata K. 2014 Carbon nanotube-copper exhibiting metal-like thermal conductivity and silicon-like thermal expansion for efficient cooling of electronics. *Nanoscale* **6**, 2669–2674. (doi:10.1039/c3nr05290g)
 7. Ian Moir AS. 2013 *Design and development of aircraft systems*, 2nd edn. Chichester, UK: Wiley.
 8. Aryasomayajula L, Wolter K. 2013 Carbon nanotube composites for electronic packaging applications: a review. *J. Nanotechnol.* **296517**–1–6. (doi:10.1155/2013/296517)
 9. Curtin WA, Sheldon BW. 2004 CNT-reinforced ceramics and metals. *Mater. Today* **7**, 44–49. (doi:10.1016/S1369-7021(04)00508-5)
 10. Neubauer E, Kitzmantel M, Hulman M, Angerer P. 2010 Potential and challenges of metal-matrix-composites reinforced with carbon nanofibers and carbon nanotubes. *Compos. Sci. Technol.* **70**, 2228–2236. (doi:10.1016/j.compscitech.2010.09.003)
 11. Silvestre N. 2013 State-of-the-art review on carbon nanotube reinforced metal matrix composites. *Int. J. Compos. Mater.* **3(A)**, 28–44.
 12. Azamiya A, Safavi M, Sovizi S, Azamiya A, Chen B, Madaah Hosseini H, Ramakrishna S. 2017 Metallurgical challenges in carbon nanotube-reinforced metal matrix nanocomposites. *Metals* **7**, 384. (doi:10.3390/met7100384)
 13. Azamiya A, Azamiya A, Sovizi S, Hosseini HRM, Varol T, Kawasaki A, Ramakrishna S. 2017 Physicomechanical properties of spark plasma sintered carbon nanotube-reinforced metal matrix nanocomposites. *Prog. Mater. Sci.* **90**, 276–324. (doi:10.1016/j.pmatsci.2017.07.007)
 14. Bakir M, Jasiuk I. 2017 Novel metal-carbon nanomaterials: a review on composites. *Adv. Mater. Lett.* **8**, 884–890. (doi:10.5185/amlett.2017.1598)
 15. Jayathilaka WADM, Chinnappan A, Ramakrishna S. 2017 A review of properties influencing the conductivity of CNT/Cu composites and their applications in wearable/flexible electronics. *J. Mater. Chem. C* **5**, 9209–9237. (doi:10.1039/C7TC02965A)
 16. Singh A, Ram Prabhu T, Sanjay AR, Koti V. 2017 An overview of processing and properties of Cu/CNT nano composites. *Mater. Today Proc.* **4**, 3872–3881. (doi:10.1016/j.matpr.2017.02.286)
 17. Janas D, Liszka B. 2018 Copper matrix nanocomposites based on carbon nanotubes or graphene. *Mater. Chem. Front.* **2**, 22–35. (doi:10.1039/C7QM00316A)
 18. Jarosz P, Schauerman C, Alvarenga J, Moses B, Mastrangelo T, Raffaele R, Ridgley R, Landi B. 2011 Carbon nanotube wires and cables: near-term applications and future perspectives. *Nanoscale* **3**, 4542–4553. (doi:10.1039/c1nr10814j)
 19. Behabtu N *et al.* 2013 Strong, light, multifunctional fibers of carbon nanotubes with ultrahigh conductivity. *Science* **339**, 182–186. (doi:10.1126/science.1228061)
 20. Haynes WM. Electrochemical series. In *CRC handbook of chemistry and physics*, 97th edn, pp. 5–86. Boca Raton, FL: CRC Press.
 21. Cha SI, Kim KT, Arshad SN, Mo CB, Hong SH. 2005 Extraordinary strengthening effect of carbon nanotubes in metal-matrix nanocomposites processed by molecular-level mixing. *Adv. Mater.* **17**, 1377–1381. (doi:10.1002/adma.200401933)
 22. An Z, Toda M, Ono T. 2016 Comparative investigation into surface charged multi-walled carbon nanotubes reinforced Cu nanocomposites for interconnect applications. *Compos. B Eng.* **95**, 137–143. (doi:10.1016/j.compositesb.2016.03.086)
 23. Tu JP, Yang YZ, Wang LY, Ma XC, Zhang XB. 2001 Tribological properties of carbon-nanotube-reinforced copper composites. *Tribol. Lett.* **10**, 225–228. (doi:10.1023/A:1016662114589)
 24. Yoo SJ, Han SH, Kim WJ. 2013 A combination of ball milling and high-ratio differential speed rolling for synthesizing carbon nanotube/copper composites. *Carbon* **61**, 487–500. (doi:10.1016/j.carbon.2013.04.105)
 25. Shukla AK, Nayan N, Murty SVSN, Sharma SC, Chandran P, Bakshi SR, George KM. 2013 Processing of copper-carbon nanotube composites by vacuum hot pressing technique. *Mater. Sci. Eng. A* **560**, 365–371. (doi:10.1016/j.msea.2012.09.080)
 26. Shukla AK, Nayan N, Murty SVSN, Mondal K, Sharma SC, George KM, Bakshi SR. 2013 Processing copper-carbon nanotube composite powders by high energy milling. *Mater. Charact.* **84**, 58–66. (doi:10.1016/j.matchar.2013.07.011)
 27. Pak J, Kim G, Hwang S, Kim B, Noh J, Huh S. 2016 Mechanical properties of Cu matrix composite fabricated by extrusion process. *Trans. Nonferrous Met. Soc. China* **26**, 2679–2686. (doi:10.1016/S1003-6326(16)64356-X)
 28. Nayan N, Shukla AK, Chandran P, Bakshi SR, Murty SVSN, Pant B, Venkitakrishnan PV. 2017 Processing and characterization of spark plasma sintered copper/carbon nanotube composites. *Mater. Sci. Eng. A* **682**, 229–237. (doi:10.1016/j.msea.2016.10.114)
 29. Deng H, Yi J, Xia C, Yi Y. 2017 Mechanical properties and microstructure characterization of well-dispersed carbon nanotubes reinforced copper matrix composites. *J. Alloys Compd.* **727**, 260–268. (doi:10.1016/j.jallcom.2017.08.131)
 30. Arnaud C, Lecouturier F, Mesguich D, Ferreira N, Chevallier G, Estournès C, Weibel A, Laurent C. 2016 High strength – high conductivity double-walled carbon nanotube – copper composite wires. *Carbon* **96**, 212–215. (doi:10.1016/j.carbon.2015.09.061)
 31. Guiderdoni C, Estournès C, Peigney A, Weibel A, Turq V, Laurent C. 2011 The preparation of double-walled carbon nanotube/Cu composites by spark plasma sintering, and their hardness and friction properties. *Carbon* **49**, 4535–4543. (doi:10.1016/j.carbon.2011.06.063)
 32. Guiderdoni C, Pavlenko E, Turq V, Weibel A, Puech P, Estournès C, Peigney A, Bacsá W, Laurent C. 2013 The preparation of carbon nanotube (CNT)/copper composites and the effect of the number of CNT walls on their hardness, friction and wear properties. *Carbon* **58**, 185–197. (doi:10.1016/j.carbon.2013.02.049)
 33. Daoush WM, Lim BK, Mo CB, Nam DH, Hong SH. 2009 Electrical and mechanical properties of carbon nanotube reinforced copper nanocomposites fabricated by electroless deposition process. *Mater. Sci. Eng. A* **513–514**, 247–253. (doi:10.1016/j.msea.2009.01.073)
 34. Rajkumar K, Aravindan S. 2011 Tribological studies on microwave sintered copper-carbon nanotube composites. *Wear* **270**, 613–621. (doi:10.1016/j.wear.2011.01.017)
 35. Khaleghi E, Torikachvili M, Meyers MA, Olevsky EA. 2012 Magnetic enhancement of thermal conductivity in copper-carbon nanotube composites produced by electroless plating, freeze drying, and spark plasma sintering. *Mater. Lett.* **79**, 256–258. (doi:10.1016/j.matlet.2012.03.117)
 36. Zhao S, Zheng Z, Huang Z, Dong S, Luo P, Zhang Z, Wang Y. 2016 Cu matrix composites reinforced with aligned carbon nanotubes: mechanical, electrical and thermal properties. *Mater. Sci. Eng. A* **675**, 82–91. (doi:10.1016/j.msea.2016.08.044)
 37. Huang Z, Zheng Z, Zhao S, Dong S, Luo P, Chen L. 2017 Copper matrix composites reinforced by aligned carbon nanotubes: mechanical and tribological properties. *Mater. Des.* **133**, 570–578. (doi:10.1016/j.matdes.2016.08.021)
 38. Song JL, Chen WG, Dong LL, Wang JJ, Deng N. 2017 An electroless plating and planetary ball milling process for mechanical properties enhancement of bulk CNTs/Cu composites. *J. Alloys Compd.* **720**, 54–62. (doi:10.1016/j.jallcom.2017.05.208)
 39. Wang H, Zhang Z, Zhang H, Hu Z, Li S, Cheng X. 2017 Novel synthesizing and characterization of copper matrix composites reinforced with carbon nanotubes. *Mater. Sci. Eng. A* **696**, 80–89. (doi:10.1016/j.msea.2017.04.055)
 40. Kim KT, Cha SI, Hong SH. 2007 Hardness and wear resistance of carbon nanotube reinforced Cu matrix nanocomposites. *Mater. Sci. Eng. A* **449–451**, 46–50. (doi:10.1016/j.msea.2006.02.310)
 41. Kim HN, Chang SN, Kim DK. 2009 Enhanced microhardness of nanocrystalline carbon nanotube-reinforced Cu composite using planar shock-wave compaction. *Scr. Mater.* **61**, 871–874. (doi:10.1016/j.scriptamat.2009.07.017)
 42. Kim KT, Eckert J, Liu G, Park JM, Lim BK, Hong SH. 2011 Influence of embedded-carbon nanotubes on the thermal properties of copper matrix nanocomposites processed by molecular-level mixing. *Scr. Mater.* **64**, 181–184. (doi:10.1016/j.scriptamat.2010.09.039)

43. Mendoza ME, Solórzano IG, Brocchi EA. 2012 Mechanical and electrical characterization of Cu-2wt.% SWCNT nanocomposites synthesized by in situ reduction. *Mater. Sci. Eng. A* **544**, 21–26. (doi:10.1016/j.msea.2012.02.052)
44. Xue ZW, Wang LD, Zhao PT, Xu SC, Qi JL, Fei WD. 2012 Microstructures and tensile behavior of carbon nanotubes reinforced Cu matrix composites with molecular-level dispersion. *Mater. Des.* **34**, 298–301. (doi:10.1016/j.matdes.2011.08.021)
45. Tsai P, Jeng Y. 2013 Experimental and numerical investigation into the effect of carbon nanotube buckling on the reinforcement of CNT/Cu composites. *Compos. Sci. Technol.* **79**, 28–34. (doi:10.1016/j.compscitech.2013.02.003)
46. Liu L, Bao R, Yi J, Li C, Tao J, Liu Y, Tan S, You X. 2017 Well-dispersion of CNTs and enhanced mechanical properties in CNTs/Cu-Ti composites fabricated by molecular level mixing. *J. Alloys Compd.* **726**, 81–87. (doi:10.1016/j.jallcom.2017.07.297)
47. Tsai P, Jeng Y, Lee J, Stachiv I, Sittner P. 2017 Effects of carbon nanotube reinforcement and grain size refinement mechanical properties and wear behaviors of carbon nanotube/copper composites. *Diam. Relat. Mater.* **74**, 197–204. (doi:10.1016/j.diamond.2017.03.012)
48. Akbarpour MR, Farvizi M, Lee DJ, Rezaei H, Kim HS. 2015 Effect of high-pressure torsion on the microstructure and strengthening mechanisms of hot-consolidated Cu–CNT nanocomposite. *Mater. Sci. Eng. A* **638**, 289–295. (doi:10.1016/j.msea.2015.04.085)
49. Jenei P, Yoon EY, Gubicza J, Kim HS, Lábár JL, Ungár T. 2011 Microstructure and hardness of copper–carbon nanotube composites consolidated by high pressure torsion. *Mater. Sci. Eng. A* **528**, 4690–4695. (doi:10.1016/j.msea.2011.02.066)
50. Jenei P, Gubicza J, Yoon EY, Kim HS, Lábár JL. 2013 High temperature thermal stability of pure copper and copper–carbon nanotube composites consolidated by high pressure torsion. *Compos. Part A Appl. Sci. Manuf.* **51**, 71–79. (doi:10.1016/j.compositesa.2013.04.007)
51. Kang TJ, Yoon JW, Kim DI, Kum SS, Huh YH, Hahn JH, Moon SH, Lee HY, Kim YH. 2007 Sandwich-type laminated nanocomposites developed by selective dip-coating of carbon nanotubes. *Adv. Mater.* **19**, 427–432. (doi:10.1002/adma.200600908)
52. Chai Y, Chan PCH. 2008 High electromigration-resistant copper/carbon nanotube composite for interconnect application. In *2008 IEEE International Electron Devices Meeting, San Francisco, CA, 15–17 December*, pp. 1–4. IEEE.
53. Randeniya LK, Avi B, Martin PJ, Tran CD. 2010 Composite yarns of multiwalled carbon nanotubes with metallic electrical conductivity. *Small* **6**, 1806–1811. (doi:10.1002/sml.201000493)
54. Xu G, Zhao J, Li S, Zhang X, Yong Z, Li Q. 2011 Continuous electrodeposition for lightweight, highly conducting and strong carbon nanotube-copper composite fibers. *Nanoscale* **3**, 4215–4219. (doi:10.1039/c1nr10571j)
55. Jin Y, Zhu L, Xue W, Li W. 2015 Fabrication of superaligned carbon nanotubes reinforced copper matrix laminar composite by electrodeposition. *Trans. Nonferrous Met. Soc. China* **25**, 2994–3001. (doi:10.1016/S1003-6326(15)63926-7)
56. Hannula P, Peltonen A, Aromaa J, Janas D, Lundström M, Wilson BP, Koziol K, Forsén O. 2016 Carbon nanotube-copper composites by electrodeposition on carbon nanotube fibers. *Carbon* **107**, 281–287. (doi:10.1016/j.carbon.2016.06.008)
57. Shuai J, Xiong L, Zhu L, Li W. 2016 Enhanced strength and excellent transport properties of a superaligned carbon nanotubes reinforced copper matrix laminar composite. *Compos. Part A Appl. Sci. Manuf.* **88**, 148–155. (doi:10.1016/j.compositesa.2016.05.027)
58. An Z, Toda M, Ono T. 2014 Improved thermal interface property of carbon nanotube–Cu composite based on supercritical fluid deposition. *Carbon* **75**, 281–288. (doi:10.1016/j.carbon.2014.04.003)
59. Sun S, Mu W, Edwards M, Mencarelli D, Pierantoni L, Fu Y, Jeppson K, Liu J. 2016 Vertically aligned CNT-Cu nano-composite material for stacked through-silicon-via interconnects. *Nanotechnology* **27**, 3 357 051–1–3 357 059.
60. Subramaniam C, Sekiguchi A, Yamada T, Futaba DN, Hata K. 2016 Nano-scale, planar and multi-tiered current pathways from a carbon nanotube-copper composite with high conductivity, ampacity and stability. *Nanoscale* **8**, 3888–3894. (doi:10.1039/C5NR03762J)
61. Hannula P, Aromaa J, Wilson BP, Janas D, Koziol K, Forsén O, Lundström M. 2017 Observations of copper deposition on functionalized carbon nanotube films. *Electrochim. Acta* **232**, 495–504. (doi:10.1016/j.electacta.2017.03.006)
62. Shuai J, Xiong L, Zhu L, Li W. 2017 Effects of ply-orientation on microstructure and properties of super-aligned carbon nanotube reinforced copper laminar composites. *Trans. Nonferrous Met. Soc. China* **27**, 1747–1758. (doi:10.1016/S1003-6326(17)60197-3)
63. Sundaram R, Yamada T, Hata K, Sekiguchi A. 2017 Electrical performance of lightweight CNT-Cu composite wires impacted by surface and internal Cu spatial distribution. *Sci. Rep.* **7**, 9267. (doi:10.1038/s41598-017-09279-x)
64. Sundaram R, Yamada T, Hata K, Sekiguchi A. 2017 The influence of Cu electrodeposition parameters on fabricating structurally uniform CNT-Cu composite wires. *Mater. Today Commun.* **13**, 119–125. (doi:10.1016/j.mtcomm.2017.09.003)
65. Tao JM, Chen XF, Hong P, Yi JH. 2017 Microstructure and electrical conductivity of laminated Cu/CNT/Cu composites prepared by electrodeposition. *J. Alloys Compd.* **717**, 232–239. (doi:10.1016/j.jallcom.2017.05.074)
66. Hannula P, Junnila M, Janas D, Aromaa J, Forsén O, Lundström M. 2018 Carbon nanotube fiber pretreatments for electrodeposition of copper. *Adv. Mater. Sci. Eng.* **2018**, 3071913(1–8). (doi:10.1155/2018/3071913)
67. Sundaram R, Yamada T, Hata K, Sekiguchi A. 2018 The importance of carbon nanotube wire density, structural uniformity, and purity for fabricating homogeneous carbon nanotube-copper wire composites by copper electrodeposition. *Jpn. J. Appl. Phys.* **57**, 04FP08. (doi:10.7567/JJAP.57.04FP08)
68. Yang YL, Wang YD, Ren Y, He CS, Deng JN, Nan J, Chen JG, Zuo L. 2008 Single-walled carbon nanotube-reinforced copper composite coatings prepared by electrodeposition under ultrasonic field. *Mater. Lett.* **62**, 47–50. (doi:10.1016/j.matlet.2007.04.086)
69. Feng Y, McGuire GE, Shenderova OA, Ke H, Burkett SL. 2016 Fabrication of copper/carbon nanotube composite thin films by periodic pulse reverse electroplating using nanodiamond as a dispersing agent. *Thin Solid Films* **615**, 116–121. (doi:10.1016/j.tsf.2016.07.015)
70. Wang Z, Cai X, Yang C, Zhou L, Hu C. 2018 An electrodeposition approach to obtaining carbon nanotubes embedded copper powders for the synthesis of copper matrix composites. *J. Alloys Compd.* **735**, 1357–1362. (doi:10.1016/j.jallcom.2017.11.255)
71. Han B, Guo E, Xue X, Zhao Z, Luo L, Qu H, Niu T, Xu Y, Hou H. 2017 Fabrication and densification of high performance carbon nanotube/copper composite fibers. *Carbon* **123**, 593–604. (doi:10.1016/j.carbon.2017.08.004)
72. Milowska KZ, Ghorbani-Asl M, Burda M, Wolanicka L, Catic N, Bristowe PD, Koziol KKK. 2017 Breaking the electrical barrier between copper and carbon nanotubes. *Nanoscale* **9**, 8458–8469. (doi:10.1039/C7NR02142A)
73. Ericson LM *et al.* 2004 Macroscopic, neat, single-walled carbon nanotube fibers. *Science* **305**, 1447–1450. (doi:10.1126/science.1101398)
74. Li Y, Kinloch IA, Windle AH. 2004 Direct spinning of carbon nanotube fibers from chemical vapor deposition synthesis. *Science* **304**, 276–278. (doi:10.1126/science.1094982)
75. Zhang M, Atkinson KR, Baughman RH. 2004 Multifunctional carbon nanotube yarns by downsizing an ancient technology. *Science* **306**, 1358–1361. (doi:10.1126/science.1104276)
76. Haynes WM. 2016 Properties of semiconductors. In *CRC handbook of chemistry and physics*, 97th edn, pp. 12–79. Boca Raton, FL: CRC Press.
77. Sule R, Olubambi PA, Sigalas I, Asante JKO, Garrett JC, Roos WD. 2015 Spark plasma sintering of sub-micron copper reinforced with ruthenium–carbon nanotube composites for thermal management applications. *Synth. Met.* **202**, 123–132. (doi:10.1016/j.synthmet.2015.02.001)
78. Schuster CE, Vangel MG, Schaff HA. 2001 Improved estimation of the resistivity of pure copper and electrical determination of thin copper film dimensions. *Microelectron. Reliab.* **41**, 239–252. (doi:10.1016/S0026-2714(00)00227-4)
79. Hjortstam O, Isberg P, Saderholm S, Dai H. 2004 Can we achieve ultra-low resistivity in carbon nanotube-based metal composites? *Appl. Phys. A* **78**, 1175–1179. (doi:10.1007/s00339-003-2424-x)
80. Chu K, Wu Q, Jia C, Liang X, Nie J, Tian W, Gai G, Guo H. 2010 Fabrication and effective thermal conductivity of multi-walled carbon nanotubes reinforced Cu matrix composites

- for heat sink applications. *Compos. Sci. Technol.* **70**, 298–304. (doi:10.1016/j.compscitech.2009.10.021)
81. Long X, Bai Y, Algami M, Choi Y, Chen Q. 2015 Study on the strengthening mechanisms of Cu/CNT nano-composites. *Mater. Sci. Eng. A* **645**, 347–356. (doi:10.1016/j.msea.2015.08.012)
 82. Luo XG, Min LW, Wang XX, Zhong XH, Ke Z, Wang JN. 2016 Continuous preparation of copper/carbon nanotube composite films and application in solar cells. *ChemSusChem* **9**, 296–301. (doi:10.1002/cssc.201501342)
 83. Xu Z, Buehler MJ. 2009 Nanoengineering heat transfer performance at carbon nanotube interfaces. *ACS Nano* **3**, 2767–2775. (doi:10.1021/nn9006237)
 84. Chu K, Jia C, Jiang L, Li W. 2013 Improvement of interface and mechanical properties in carbon nanotube reinforced Cu–Cr matrix composites. *Mater. Des.* **45**, 407–411. (doi:10.1016/j.matdes.2012.09.027)
 85. Choudhary V. 2011 Polymer/carbon nanotube nanocomposites. In *Carbon nanotubes: polymer nanocomposites* (eds A Gupta, S Yellampalli), pp. 65–90. Rijeka, Croatia: InTech.
 86. Zhang H, Wu B, Hu W, Liu Y. 2011 Separation and/or selective enrichment of single-walled carbon nanotubes based on their electronic properties. *Chem. Soc. Rev.* **40**, 1324–1336. (doi:10.1039/B920457C)
 87. Yoon EY, Lee DJ, Park B, Akbarpour MR, Farvizi M, Kim HS. 2013 Grain refinement and tensile strength of carbon nanotube-reinforced Cu matrix nanocomposites processed by high-pressure torsion. *Met. Mater. Int.* **19**, 927–932. (doi:10.1007/s12540-013-5004-4)
 88. Cho S, Kikuchi K, Miyazaki T, Takagi K, Kawasaki A, Tsukada T. 2010 Multiwalled carbon nanotubes as a contributing reinforcement phase for the improvement of thermal conductivity in copper matrix composites. *Scr. Mater.* **63**, 375–378. (doi:10.1016/j.scriptamat.2010.04.024)
 89. Bittencourt C, Ke X, Van Tendeloo G, Thiess S, Drube W, Ghijssen J, Ewels CP. 2012 Study of the interaction between copper and carbon nanotubes. *Chem. Phys. Lett.* **535**, 80–83. (doi:10.1016/j.cplett.2012.03.045)
 90. Vitos L, Ruban AV, Skriver HL, Kollár J. 1998 The surface energy of metals. *Surf. Sci.* **411**, 186–202. (doi:10.1016/S0039-6028(98)00363-X)
 91. Roh SC, Choi EY, Choi YS, Kim CK. 2014 Characterization of the surface energies of functionalized multi-walled carbon nanotubes and their interfacial adhesion energies with various polymers. *Polymer* **55**, 1527–1536. (doi:10.1016/j.polymer.2014.02.015)
 92. Guo JY, Xu CX. 2011 Comparative investigation on decorating carbon nanotubes with a different transition metals. *Appl. Phys. A* **102**, 333–337. (doi:10.1007/s00339-010-5971-y)
 93. Park M, Kim B, Kim S, Han D, Kim G, Lee K. 2011 Improved binding between copper and carbon nanotubes in a composite using oxygen-containing functional groups. *Carbon* **49**, 811–818. (doi:10.1016/j.carbon.2010.10.019)
 94. Kim KT, Cha SJ, Thomas G, Eckert Jürgen, Hong SH. 2008 The role of interfacial oxygen atoms in the enhanced mechanical properties of carbon-nanotube-reinforced metal matrix nanocomposites. *Small* **4**, 1936–1940. (doi:10.1002/smll.200701223)
 95. Zhou S, Wu C, Zhang T, Zhang Z. 2014 Carbon nanotube- and Fe₃-reinforced copper–matrix composites by laser induction hybrid rapid cladding. *Scr. Mater.* **76**, 25–28. (doi:10.1016/j.scriptamat.2013.12.006)
 96. Duan K, Li L, Hu Y, Wang X. 2017 Damping characteristic of Ni-coated carbon nanotube/copper composite. *Mater. Des.* **133**, 455–463. (doi:10.1016/j.matdes.2017.08.019)
 97. Duan K, Li L, Hu Y, Wang X. 2017 Enhanced interfacial strength of carbon nanotube/copper nanocomposites via Ni-coating: molecular-dynamics insights. *Physica E* **88**, 259–264. (doi:10.1016/j.physe.2017.01.015)
 98. Lim B, Kim C, Kim B, Shim U, Oh S, Sung B, Choi J, Baik S. 2006 The effects of interfacial bonding on mechanical properties of single-walled carbon nanotube reinforced copper matrix nanocomposites. *Nanotechnology* **17**, 5759. (doi:10.1088/0957-4484/17/23/008)
 99. Kim C, Lim B, Kim B, Shim U, Oh S, Sung B, Choi J, Ki J, Baik S. 2009 Strengthening of copper matrix composites by nickel-coated single-walled carbon nanotube reinforcements. *Synth. Met.* **159**, 424–429. (doi:10.1016/j.synthmet.2008.10.017)
 100. Masroor M, Sheibani S, Ataie A. 2015 Dispersion of carbon nanotubes in Cu–Cr matrix nano-composite by wet milling. *Procedia Mater. Sci.* **11**, 560–564. (doi:10.1016/j.mspro.2015.11.063)
 101. Masroor M, Sheibani S, Ataie A. 2016 Effect of milling energy on preparation of Cu–Cr/CNT hybrid nano-composite by mechanical alloying. *Trans. Nonferrous Met. Soc. China* **26**, 1359–1366. (doi:10.1016/S1003-6326(16)64239-5)
 102. Ghorbani A, Sheibani S, Ataie A. 2018 Microstructure and mechanical properties of consolidated Cu–Cr–CNT nanocomposite prepared via powder metallurgy. *J. Alloys Compd.* **732**, 818–827. (doi:10.1016/j.jallcom.2017.10.282)
 103. Nie J, Jia C, Jia X, Zhang Y, Shi N, Li Y. 2011 Fabrication, microstructures, and properties of copper matrix composites reinforced by molybdenum-coated carbon nanotubes. *Rare Metals* **30**, 401. (doi:10.1007/s12598-011-0404-4)
 104. Cheng B, Bao R, Yi J, Li C, Tao J, Liu Y, Tan S, You X. 2017 Interface optimization of CNT/Cu composite by forming TiC nanoprecipitation and low interface energy structure via spark plasma sintering. *J. Alloys Compd.* **722**, 852–858. (doi:10.1016/j.jallcom.2017.06.186)
 105. Sun Y, Chen Q. 2009 Diameter dependent strength of carbon nanotube reinforced composite. *Appl. Phys. Lett.* **95**, 021901. (doi:10.1063/1.3168520)
 106. Ghorbani-Asl M, Bristowe PD, Koziol K. 2015 A computational study of the quantum transport properties of a Cu–CNT composite. *Phys. Chem. Chem. Phys.* **17**, 18 273–18 277. (doi:10.1039/C5CP01470K)
 107. Cho S, Kikuchi K, Kawasaki A. 2012 On the role of amorphous intergranular and interfacial layers in the thermal conductivity of a multi-walled carbon nanotube–copper matrix composite. *Acta. Mater.* **60**, 726–736. (doi:10.1016/j.actamat.2011.09.056)
 108. Xiang J, Xie L, Meguid SA, Pang S, Yi J, Zhang Y, Liang R. 2017 An atomic-level understanding of the strengthening mechanism of aluminum matrix composites reinforced by aligned carbon nanotubes. *Comput. Mater. Sci.* **128**, 359–372. (doi:10.1016/j.commatsci.2016.11.032)
 109. Jasti R, Bertozzi CR. 2010 Progress and challenges for the bottom-up synthesis of carbon nanotubes with discrete chirality. *Chem. Phys. Lett.* **494**, 1–7. (doi:10.1016/j.cplett.2010.04.067)
 110. De Volder MFL, Tawfik SH, Baughman RH, Hart AJ. 2013 Carbon nanotubes: present and future commercial applications. *Science* **339**, 535–539. (doi:10.1126/science.1222453)
 111. Chen B, Shen J, Ye X, Jia L, Li S, Umeda J, Takahashi M, Kondoh K. 2017 Length effect of carbon nanotubes on the strengthening mechanisms in metal matrix composites. *Acta Mater.* **140**, 317–325. (doi:10.1016/j.actamat.2017.08.048)
 112. Luqi L, Wenjun M, Zhong Z. 2011 Macroscopic carbon nanotube assemblies: preparation, properties, and potential applications. *Small* **7**, 1504–1520. (doi:10.1002/smll.201002198)
 113. Jorio A, Dresselhaus G, Dresselhaus MS (eds). 2008 *Carbon nanotubes: advanced topics in the synthesis, structure, properties and applications*, 1st edn. Heidelberg, Germany: Springer.
 114. Wei Z, Lin S, Qiao L, Song C, Fei W, Tao X-M. 2014 Fiber-based wearable electronics: a review of materials, fabrication, devices, and applications. *Adv. Mater.* **26**, 5310–5336. (doi:10.1002/adma.201400633)
 115. Kim KT, Eckert J, Menzel SB, Gemming T, Hong SH. 2008 Grain refinement assisted strengthening of carbon nanotube reinforced copper matrix nanocomposites. *Appl. Phys. Lett.* **92**, 121901. (doi:10.1063/1.2899939)
 116. Li H, Misra A, Zhu Y, Horita Z, Koch CC, Holesinger TG. 2009 Processing and characterization of nanostructured Cu–carbon nanotube composites. *Mater. Sci. Eng. A* **523**, 60–64. (doi:10.1016/j.msea.2009.05.031)
 117. Li H, Misra A, Horita Z, Koch CC, Mara NA, Dickerson PO, Zhu Y. 2009 Strong and ductile nanostructured Cu–carbon nanotube composite. *Appl. Phys. Lett.* **95**, 071907. (doi:10.1063/1.3211921)
 118. Koppad PG, Ram HRA, Ramesh CS, Kashyap KT, Koppad RG. 2013 On thermal and electrical properties of multiwalled carbon nanotubes/copper matrix nanocomposites. *J. Alloys Compd.* **580**, 527–532. (doi:10.1016/j.jallcom.2013.06.123)
 119. Lu L, Shen Y, Chen X, Qian L, Lu K. 2004 Ultrahigh strength and high electrical conductivity in copper. *Science* **304**, 422–426. (doi:10.1126/science.1092905)
 120. Hau-Riege CS. 2004 An introduction to Cu electromigration. *Microelectron. Reliab.* **44**, 195–205. (doi:10.1016/j.microrel.2003.10.020)
 121. Hu C-K, Gignac L, Baker B, Liniger E, Yu R, Flaitz P. 2007 Impact of Cu microstructure on electromigration reliability. In *2007 IEEE Int.*

- Interconnect Technology Conf., Burlingame, CA*, pp. 93–95. IEEE. (doi:10.1109/IITC.2007.382357)
122. Chowdhury T, Rohan JF. 2013 Ch. 16: Carbon nanotube composites for electronic interconnect applications. In *Syntheses and applications of carbon nanotubes* (ed. S Suzuki). London, UK: Intech Open Ltd.
 123. Mordechay SMP (ed.). 2010 *Modern electroplating*, 5th edn. Hoboken, NJ: John Wiley & Sons, Inc.
 124. Kelly JJ, Tian C, West AC. 1999 Leveling and microstructural effects of additives for copper electrodeposition. *J. Electrochem. Soc.* **146**, 2540–2545. (doi:10.1149/1.1391968)
 125. Marro JB, Okoro CA, Obeng YS, Richardson KC. 2017 The impact of organic additives on copper trench microstructure. *J. Electrochem. Soc.* **164**, D543–D550. (doi:10.1149/2.1131707jes)
 126. Blake-Coleman BC. 1992 *Copper wire and electrical conductors—the shaping of a technology*. Chur, Switzerland: Harwood Academic Publishers.
 127. Schlesinger M, King M, Sole K, Davenport W. 2011 *Extractive metallurgy of copper*, 5th edn. Oxford, UK: Elsevier.
 128. Shugart JV, Scherer RC. Metal-carbon compositions, Patent no. US2012/0009110 A1.
 129. Shugart JV, Scherer RC. Copper-carbon composition, Patent no. US 2010;327233:A1.
 130. Knych T, Kwaniewski P, Kiesiewicz G, Mamala A, Kawecki A, Smyrak B. 2014 Characterization of nanocarbon copper composites manufactured in metallurgical synthesis process. *Metall. Mater. Trans. B* **45**, 1196–1203. (doi:10.1007/s11663-014-0046-7)
 131. Suhir E, Lee Y, Wong C. 2007 *Micro- and optoelectronic materials and structures: physics, mechanics, design, reliability, packaging: Volume I Materials physics-materials mechanics. Volume II Physical design-reliability and packaging*. Berlin, Germany: Springer Science & Business Media.
 132. ASTM International Copper standards. See <https://www.astm.org/Standards/copper-standards.html> (accessed 16 May 2018).
 133. International Standard: Conductors of Insulated Cables. See https://webstore.iec.ch/preview/info_iec60228%7Bed3.0%7Den_d.pdf (accessed 18 May 2018).
 134. IPC-TM 650 Test Method Manuals. See <https://www.ipc.org/test-methods.aspx> (accessed 18 May 2018).