



WIKIMEDIA
CONFERENCE

Wikimedia Conference 2016

Results of the feedback survey

Wikimedia Conference 2016



WIKIMEDIA
DEUTSCHLAND



Wikimedia Conference 2016

Data Collection



WIKIMEDIA
DEUTSCHLAND

Methodology:

- Online feedback survey via Qualtrics
- [Questionnaire](#) on Wikimedia Commons

Data collection:

- April 24th – May 6th 2016 (after closing of the Wikimedia Conference 2016)
- Conference participants (registration): 202
- Participants invited to the survey via email: 194
- Two reminder emails
- Completed questionnaires: n=128 → 63 % of conference participants
(2015 survey: 67% of participants)



Wikimedia Conference 2016 in Berlin - Feedback Survey

Dear participants of the Wikimedia Conference 2016,

Please take a few minutes to give us your valuable feedback on the conference! By filling in this feedback survey, you will help us to improve the quality and impact of the Wikimedia Conference in the future. We explicitly encourage you to express also critical feedback - if applicable - to gain a realistic picture of the strengths or weaknesses of the conference. The data from this survey will be processed statistically and the results will be published only in an aggregated form, which means that there will be no possibility to identify you or your individual answers. All responses are optional.

Many thanks for your participation!

Start

0% 100%

Wikimedia Deutschland – Gesellschaft zur Förderung Freien Wissens e. V.
Tempelhofer Ufer 23/24, 10963 Berlin - E-Mail: info@wikimedia.de

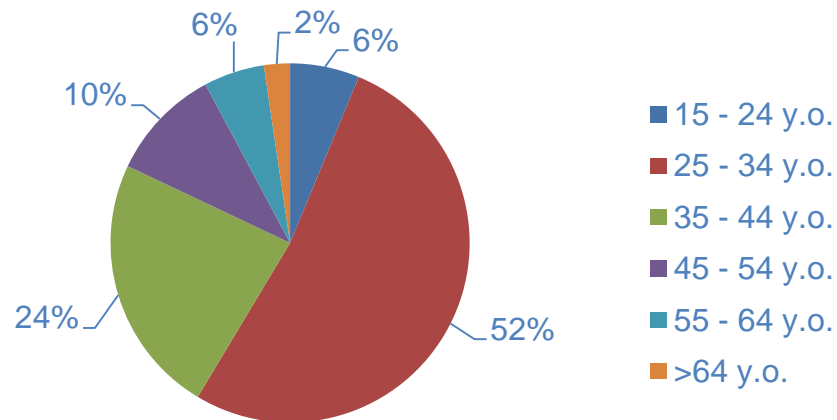
Wikimedia Conference 2016

Background of respondents - 1



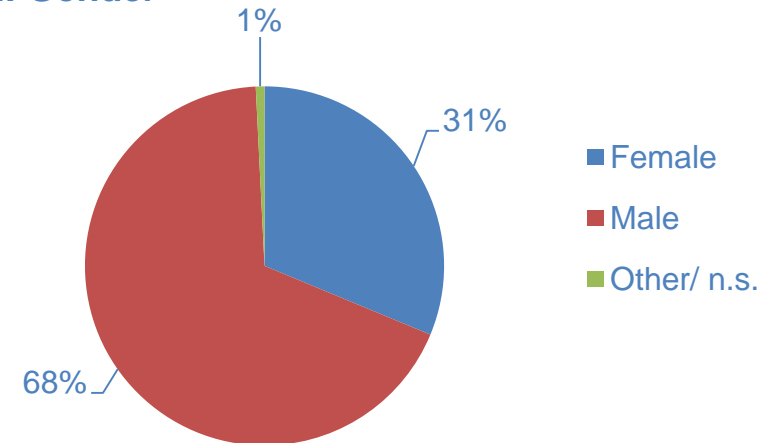
WIKIMEDIA
DEUTSCHLAND

Q1.1: Age



Q1: What is your age? (n=128)

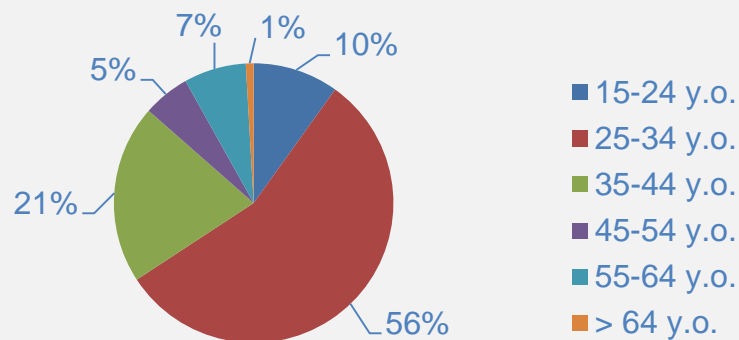
Q1.2: Gender



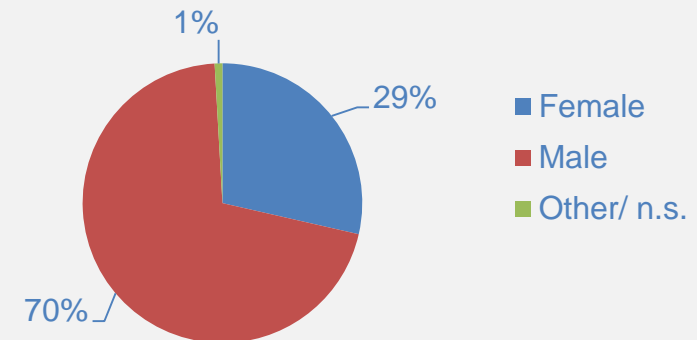
Q2: What is your gender? (n=128)

WMCON 2015:

Age



Gender



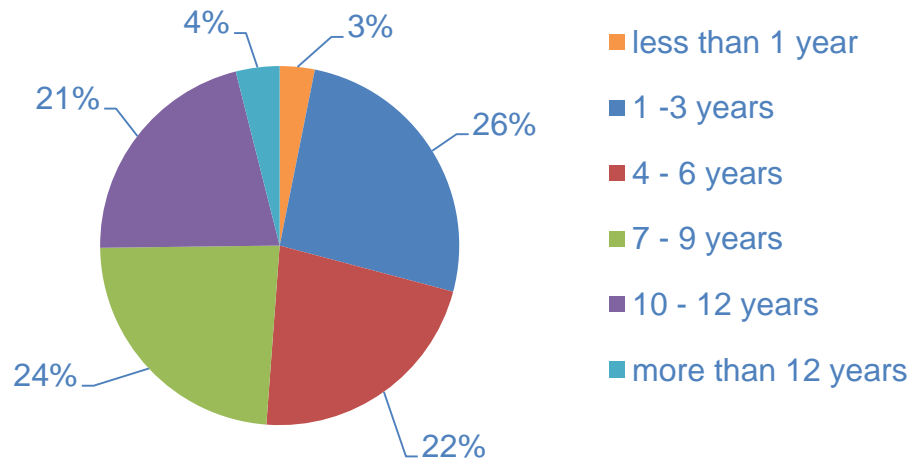
Wikimedia Conference 2016

Background of respondents - 2



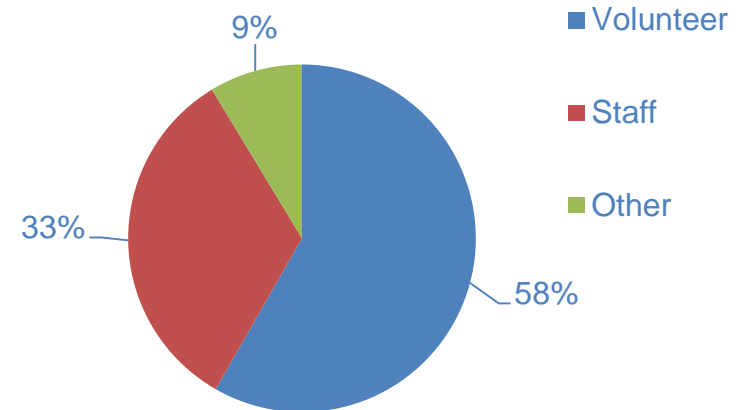
WIKIMEDIA
DEUTSCHLAND

Q2: Years of Involvement



Q3: For how many years have you been involved in the Wikimedia movement? (n=128)

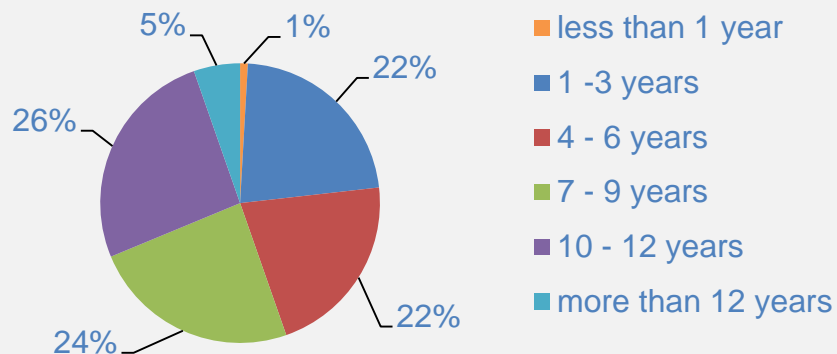
Q3: Occupation



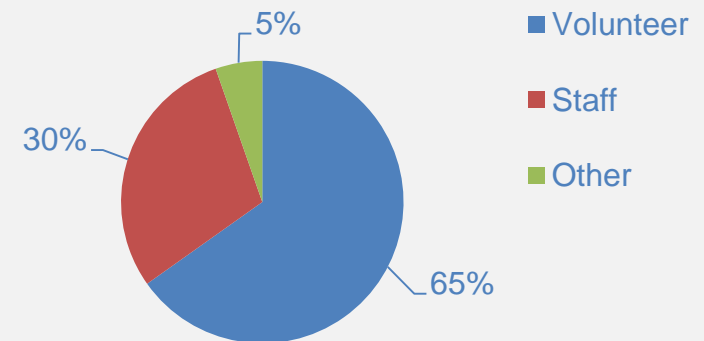
Q4: Are you ... [Volunteer – Staff – Other]? (n=127)

WMCON 2015:

Involvement



Occupation



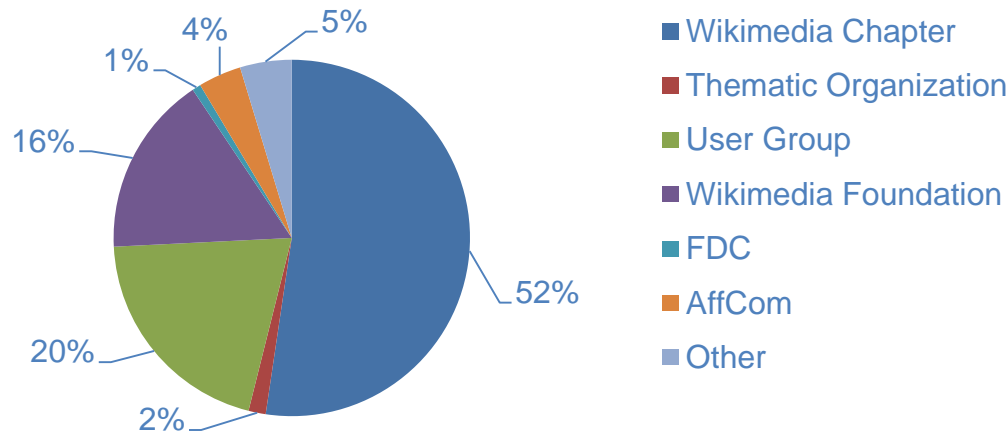
Wikimedia Conference 2016

Background of respondents - 3



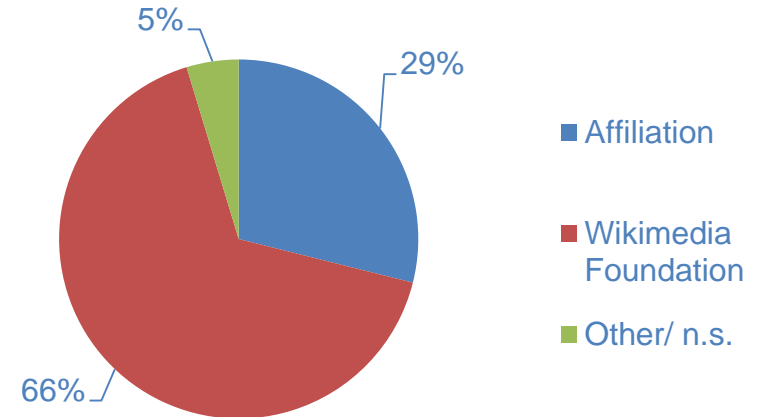
WIKIMEDIA
DEUTSCHLAND

Q4: Main Affiliation



Q5: What is your main affiliation? (n=128)

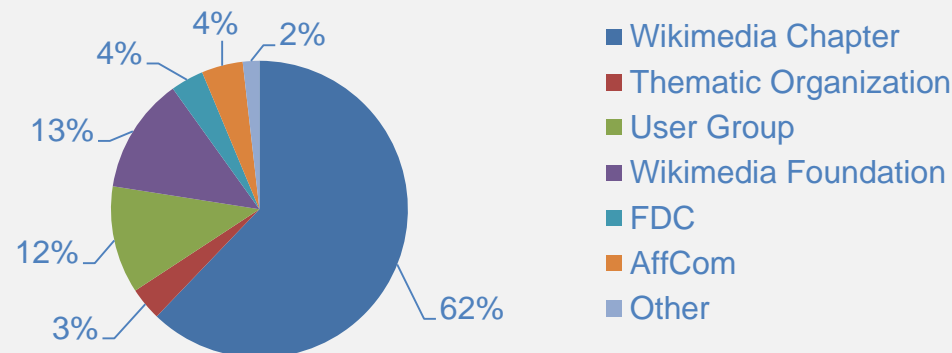
Q7: Travel Costs



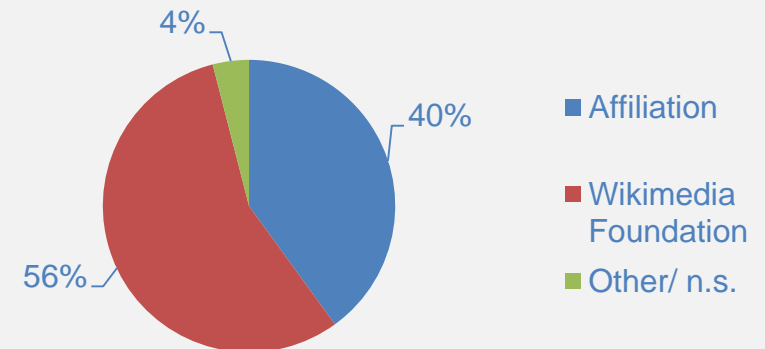
Q7: Your travel and accommodation costs were covered by... ? (n=128)

WMCON 2015:

Main Affiliation



Travel Costs



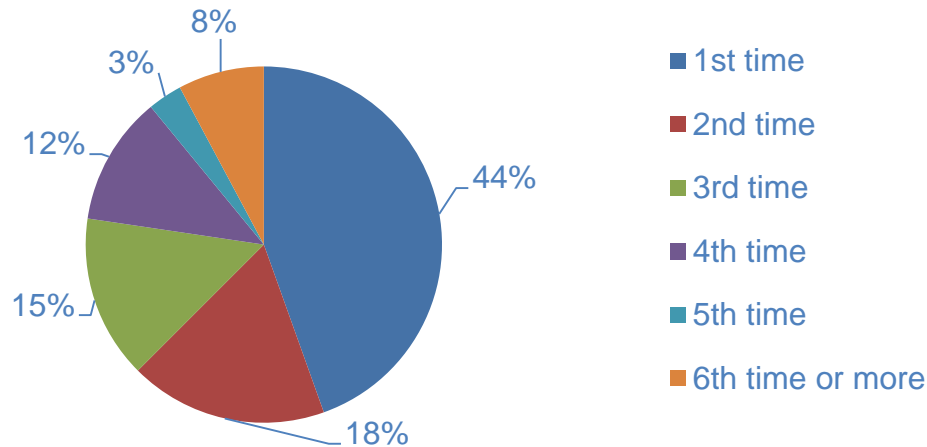
Wikimedia Conference 2016

Background of respondents - 4



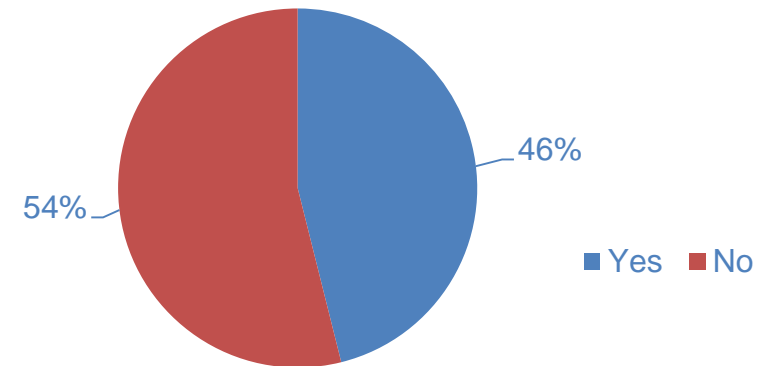
WIKIMEDIA
DEUTSCHLAND

Q6: Total Conference Attendances



Q6: How many times (incl. this year) have you attended Wikimedia Conference (formerly known as "Chapter's Meeting")? (n=128)

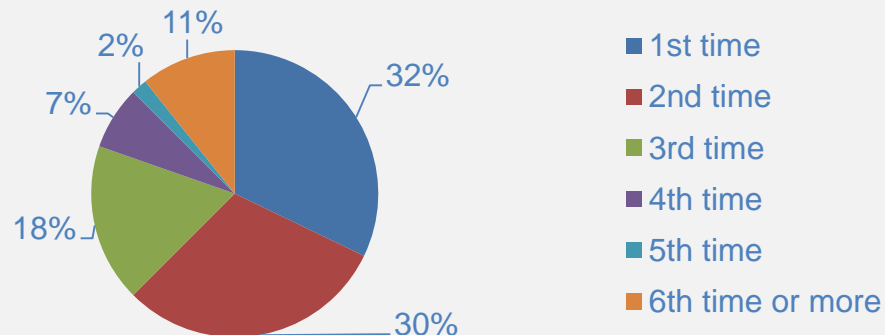
Q5: Conference Attendance 2015



Q5: Have you attended last year's Wikimedia Conference in Berlin? (n=128)

WMCON 2015:

Total Conference Attendances



Wikimedia Conference 2016

Summary 1 – Background of Participants



Background of participants:

- This year's participants tended to be **slightly younger** and **somewhat newer to the movement** (29% being three or less years involved with the movement vs. 23% in 2015).
- As in 2014, there was a **large proportion of first time participants** (2016: 45%, 2015: 32%, 2014: 49%). On the other hand, at least 54% of the 2016 participants have also attended the 2015 conference.
- The **proportion of female participants marginally increased** (2016: 31% vs. 2015: 29%).
- Like in 2015, due to the eligibility criteria and the rising number of User Groups, there also was a **further increase in representatives of User Groups** at the conference (2016: 20%, 2015: 12%).

Looking Back



WIKIMEDIA
DEUTSCHLAND



By Jason Krüger, [CC BY-SA 4.0](#), via [Wikimedia Commons](#)

Wikimedia Conference 2016

Looking back - 1

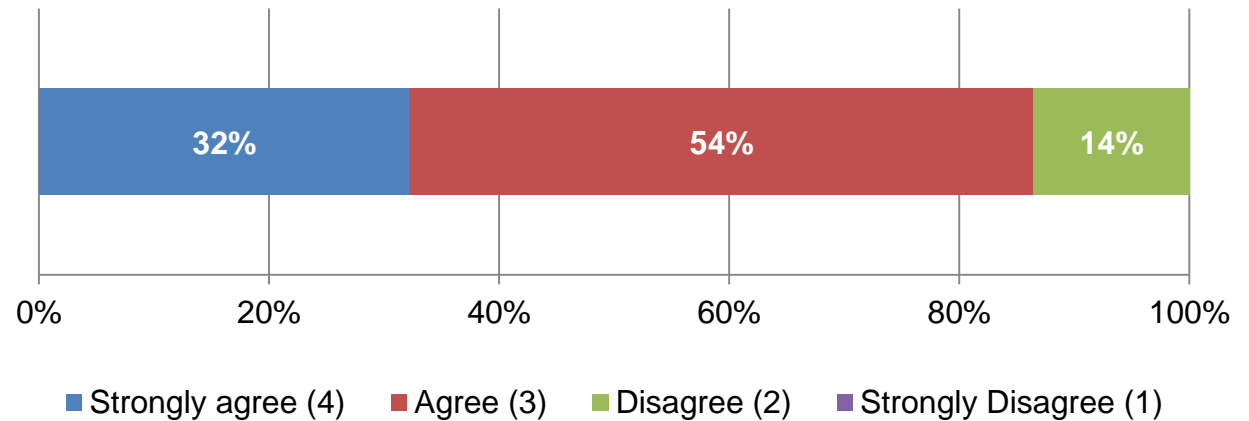


WIKIMEDIA
DEUTSCHLAND

Q8.1: If you **reflect on last year's Wikimedia Conference** and your activities in the time between WMCON15 and WMCON16: To what extent do you agree or disagree to the following statement? (n=59)

[Filter: This question was only displayed if participants attended last year's conference (Q5)]

The 2015 conference **led to tangible outcomes** for me and my work in the Wikimedia movement.



86% of respondents who attended both WMCON15 and WMCON16 experienced tangible outcomes of the 2015 conference for their Wikimedia work.

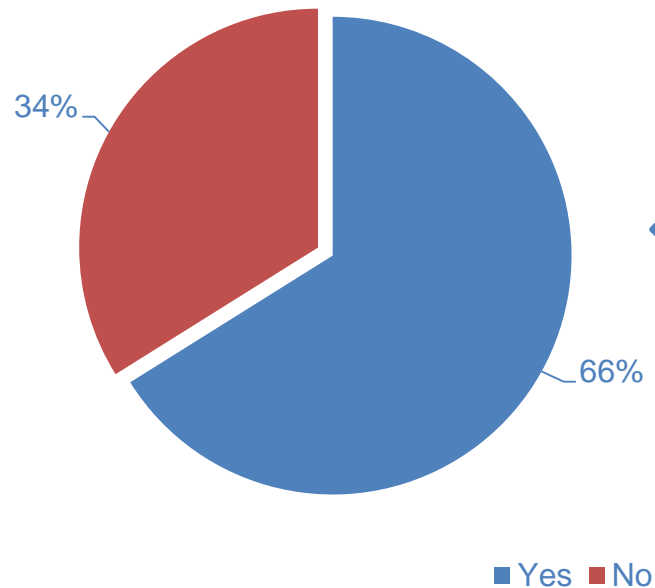
Wikimedia Conference 2016

Looking back - 2



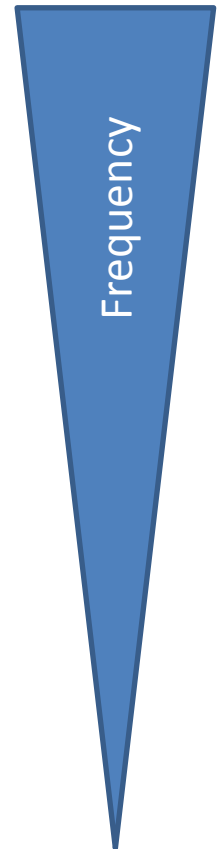
WIKIMEDIA
DEUTSCHLAND

Q8.2 Did you pursue any concrete initiatives that you joined or started in the aftermath of last year's conference?
[Filter: This question was only displayed if participants attended last year's conference, too (Q5, n=59)]



Q8.3 Which initiative(s) did you pursue? (*Examples*)
[Filter: Only displayed if Q8.2 "Yes"]

- Movement policies/ movement relations
- Working on specific projects/ new ideas
- Peer-to-peer support
- Regional cooperations
- Internal capacity building
- Learning initiatives



Wikimedia Conference 2016

Summary 2 – Looking Back



WIKIMEDIA
DEUTSCHLAND

Looking back at the 2015 conference:

- **86% of the respondents who attended both WMCON15 and WMCON16 experienced tangible outcomes of the 2015 conference for their Wikimedia work** (32% “strongly agree”, 54% “agree”).
- **66% of these respondents stated also having pursued concrete initiatives** they had joined or started in the aftermath of the 2015 conference. Most of the initiatives mentioned focused on **engaging in movement policies/ movement relations**, working on **specific projects and new ideas**, **peer-to-peer support** with other affiliates and regional cooperations.

Content & Program



WIKIMEDIA
DEUTSCHLAND



By Jason Krüger, [CC BY-SA 4.0](#), via [Wikimedia Commons](#)

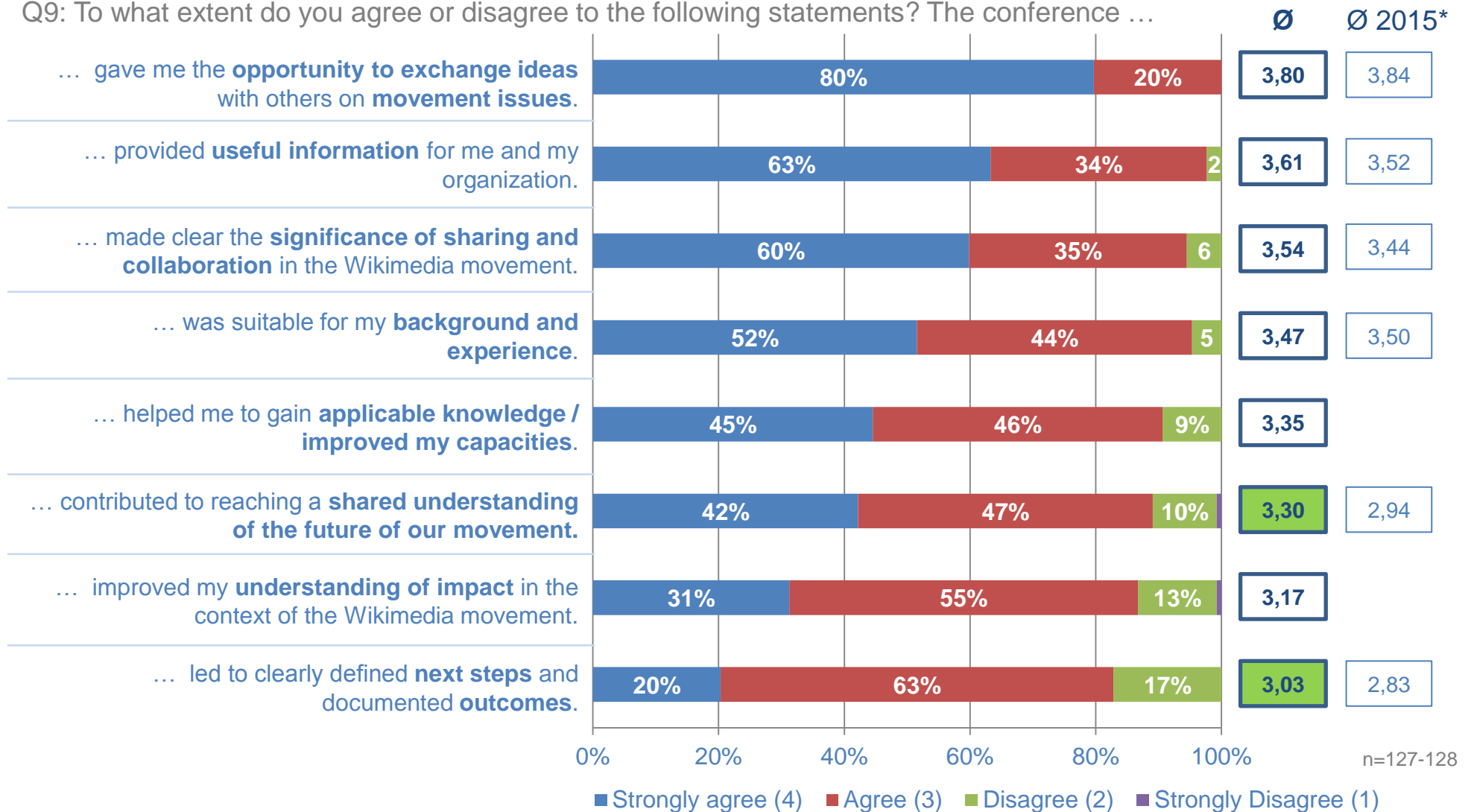
Wikimedia Conference 2016

Content



WIKIMEDIA
DEUTSCHLAND

Q9: To what extent do you agree or disagree to the following statements? The conference ...



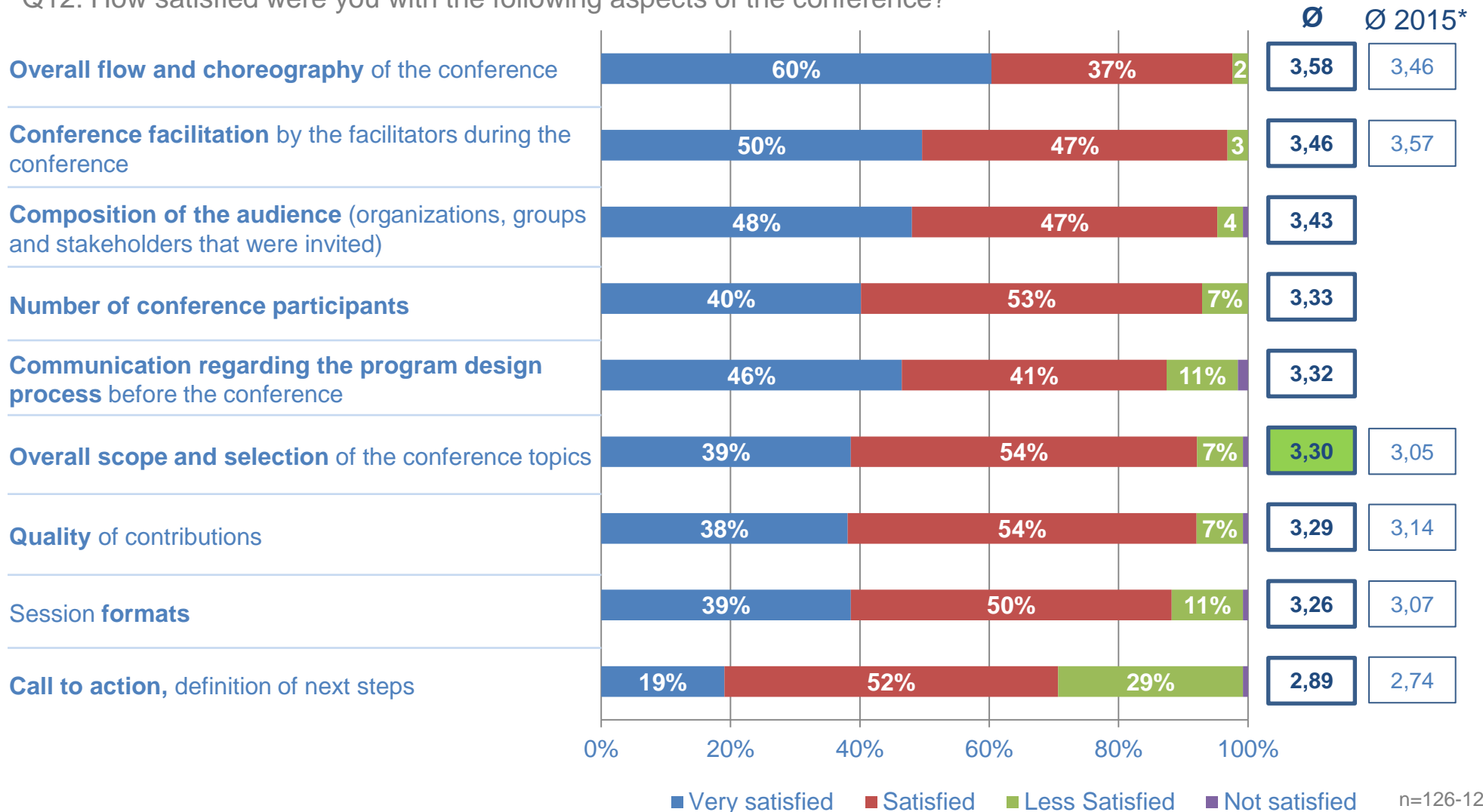
* Some questions were changed from the 2015 to the 2016 survey. Significant differences in mean values are highlighted (p=0.05)

Wikimedia Conference 2016 Program



WIKIMEDIA
DEUTSCHLAND

Q12: How satisfied were you with the following aspects of the conference?



* Some questions were changed from the 2015 to the 2016 survey. Significant differences in mean values are highlighted (p=0.05)

Wikimedia Conference 2016

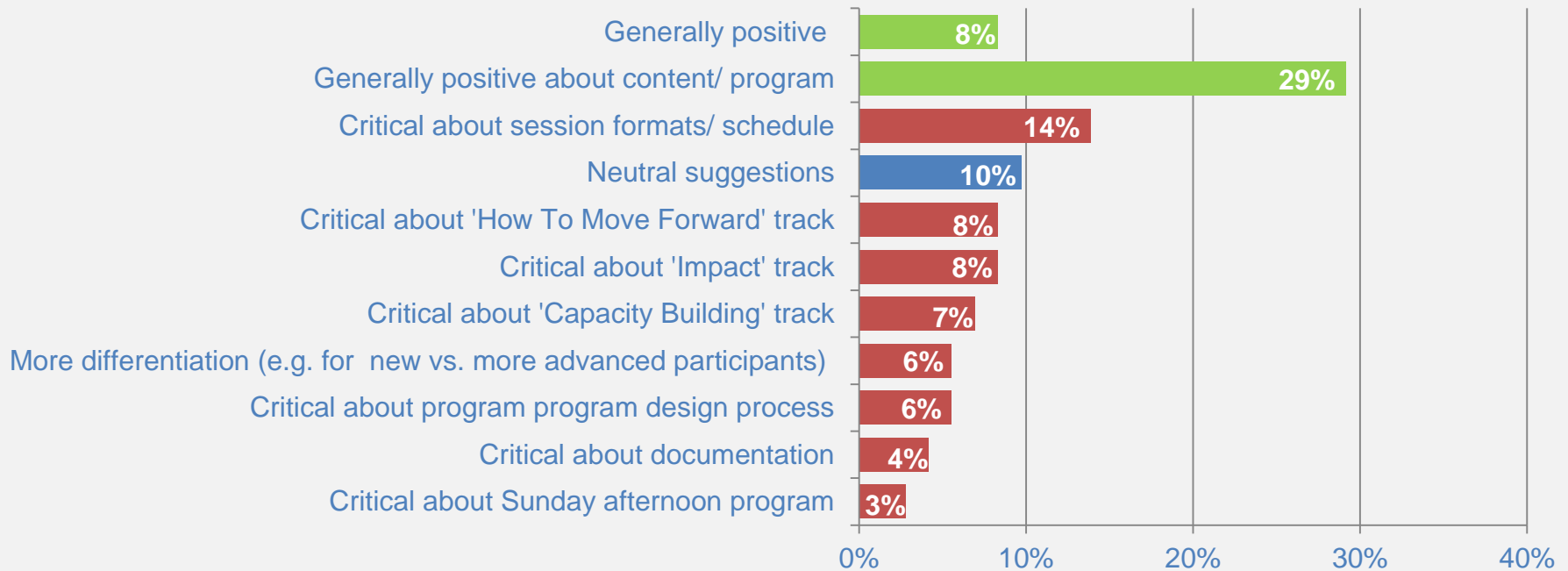
Content/ Program



WIKIMEDIA
DEUTSCHLAND

Q13: Further remarks on content and program of the conference. [open question, n=72, multiple answers]

Remarks



Remarks on content in general have been very diverse. Positive comments dominate. Several critical comments referred to the session formats/ program schedule, the content of the tracks and more differentiation between new and more experienced participants.

Wikimedia Conference 2016

Summary 3 – Content and Program



Content / Program:

- The majority of the respondents judged the conference as an opportunity **to exchange ideas with others** (100% 'agree' or 'strongly agree'), as **providing useful information** to them and their organization (97%), as making clear the **significance of sharing and collaboration** (95%) and as **being suitable for their background** and experience (96%).
- Although other items like **'reaching a shared understanding of the future of our movement'** and **'clearly defined next steps and documented outcomes'** scored a bit lower, there are **significant improvements** in these aspects if compared to the 2015 survey results.
- Overall, the **satisfaction** with different program facets was **slightly higher than in 2015**. For example, the **overall flow** of the conference (97%, 'very satisfied' or 'satisfied'), the **conference facilitation** (97%) and the **composition of the audience** (95%) received very good ratings.
- If compared to 2015, the **overall scope and selection of topics** was rated significantly higher than in last year's survey (Mean value: 3.30 vs. 3.05 in 2015).
- Although slightly improved compared to 2015 (2016: 71%; 2015: 62%), a clear **call to action/ definition of next steps** is still missing for roughly a third of the respondents.
- Further remarks on program and content in general have been very diverse, though predominately positive. Some critical comments referred to the session formats/ program schedule, the content of the tracks and insufficient differentiation between new and more experienced participants.

Networking



WIKIMEDIA
DEUTSCHLAND



By Jason Krüger, [CC BY-SA 4.0](#), via [Wikimedia Commons](#)

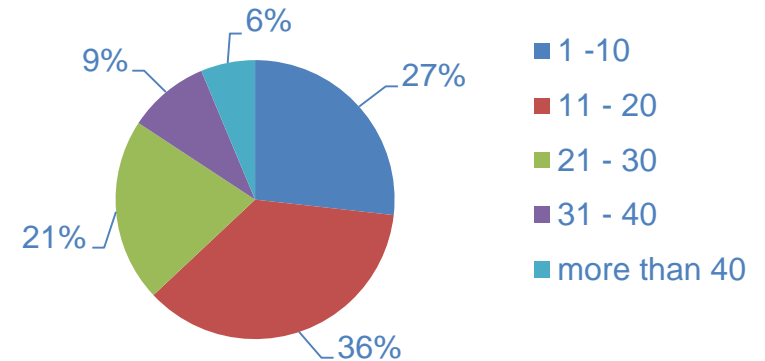
Wikimedia Conference 2016

Networking

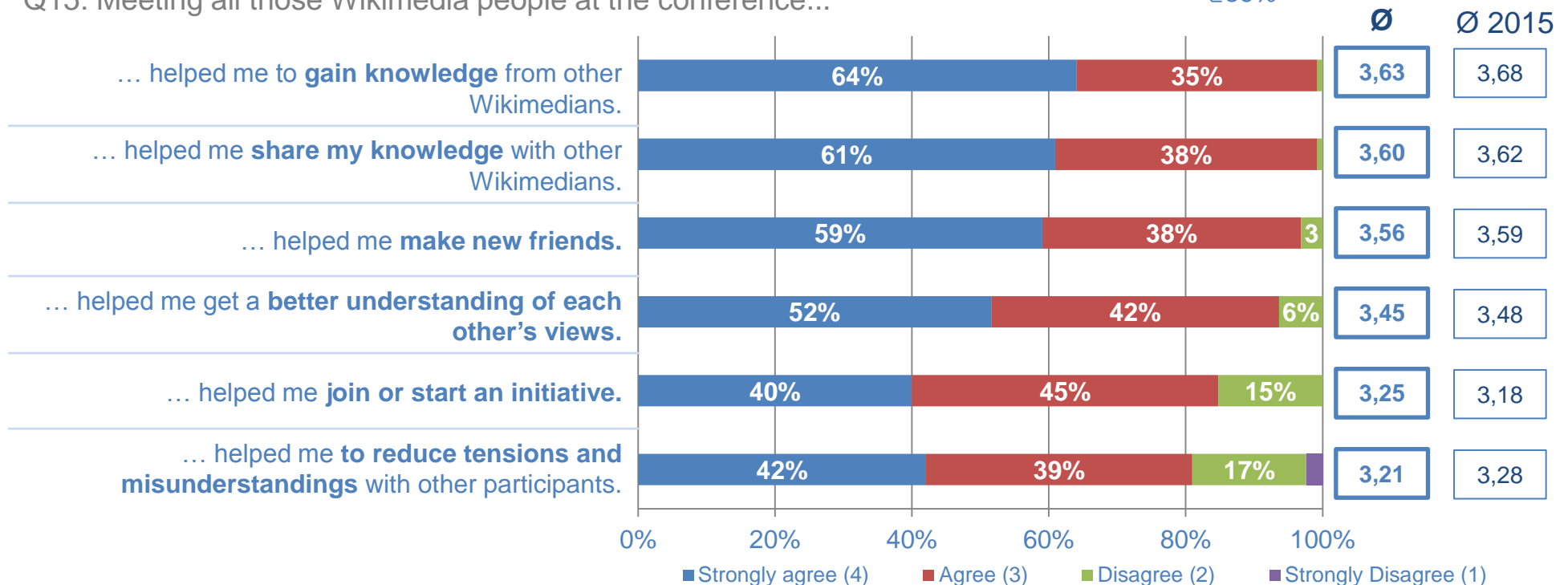


WIKIMEDIA
DEUTSCHLAND

Q14: How many **new working contacts** (in terms of people with whom you expect to have online or offline collaboration on movement issues or activities in the future) did you make at the conference? (n=127)



Q15: Meeting all those Wikimedia people at the conference...



Wikimedia Conference 2016

Networking – Facilitating Initiatives

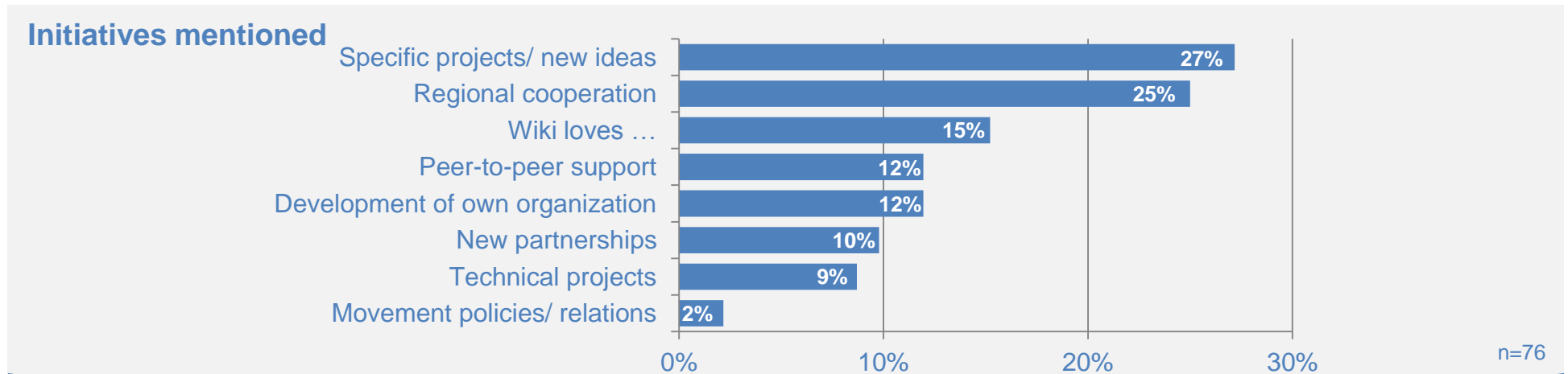


WIKIMEDIA
DEUTSCHLAND

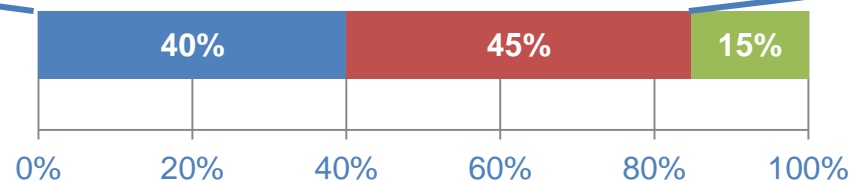
Q15: Meeting all those Wikimedia people at the conference...

Q16 [if Q15 item “helped me join or start an initiative” was rated “strongly agree/ agree”, multiple answers]:

Can you provide a short example of an initiative you joined or started at the conference?



... helped me join or start an initiative.



■ Strongly agree (4) ■ Agree (3) ■ Disagree (2) ■ Strongly Disagree (1)



Most of the new initiatives inspired at the conference focus on specific new projects, regional cooperation, Wiki loves competitions and mutual support.

Wikimedia Conference 2016

Summary 4 - Networking

Networking:

- Getting in contact with other Wikimedians and affiliates is one major benefit of the Wikimedia conference. In terms of networking, 27% of the respondents reported making up to ten **new working contacts** and 36% reported 11-20 new working contacts. 36% of the participants made even more than twenty new working contacts.
- Meeting all the Wikimedia people at the conference mainly helped to **gain knowledge** (99%, 'strongly agree' or 'agree'), **share knowledge** (99%), **make new friends** (97%) and to achieve a **better understanding of each others views** (94%). At least 85% felt supported to **join or start an initiative**.
- Overall, the 2016 ratings in terms of networking showed now significant differences to the 2015 conference survey results.

Organizational Aspects



WIKIMEDIA
DEUTSCHLAND



By Jason Krüger, [CC BY-SA 4.0](#), via [Wikimedia Commons](#)

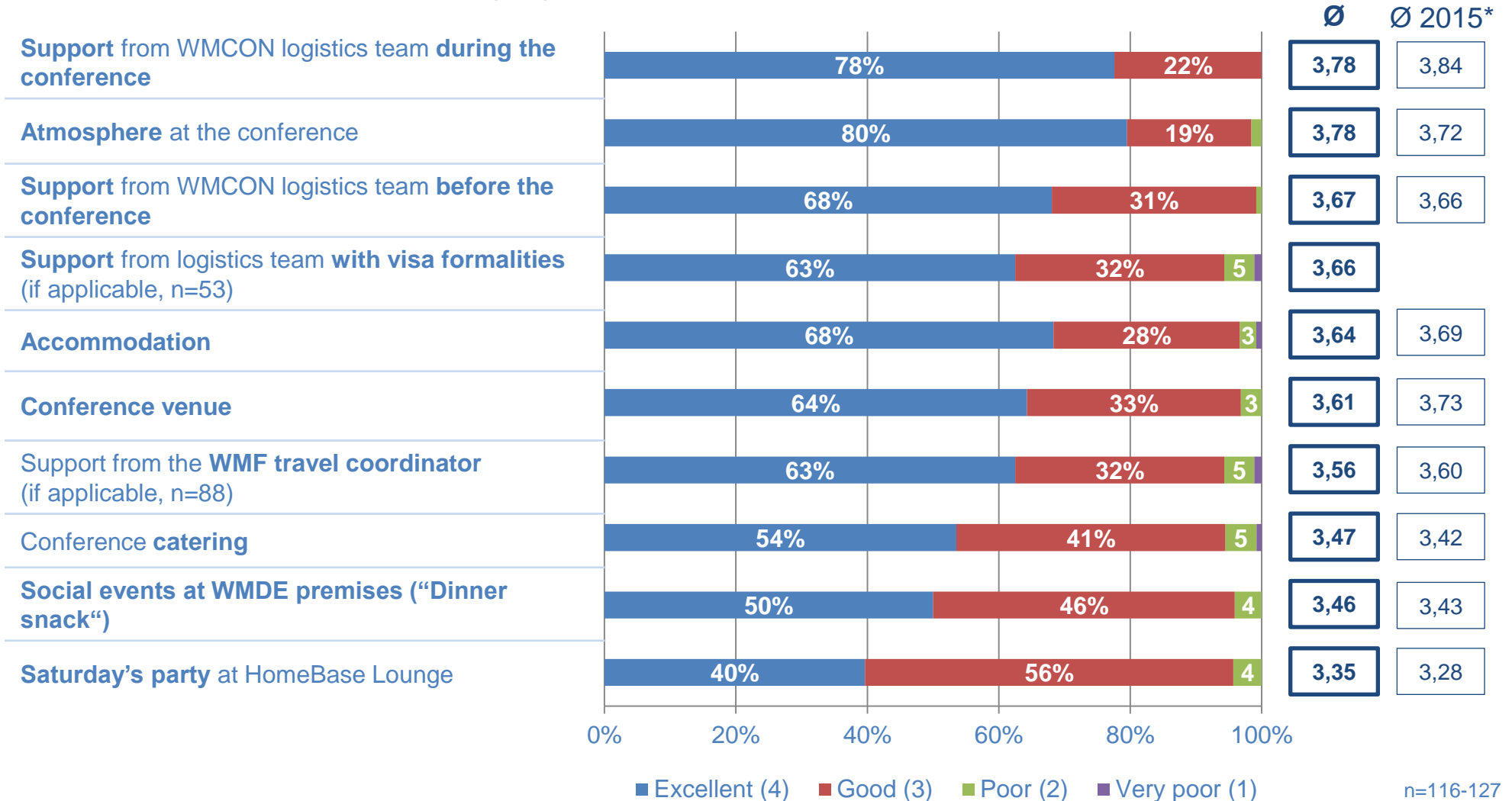
Wikimedia Conference 2016

Organizational Aspects



WIKIMEDIA
DEUTSCHLAND

Q17: How would you rate the following organizational aspects of the conference?

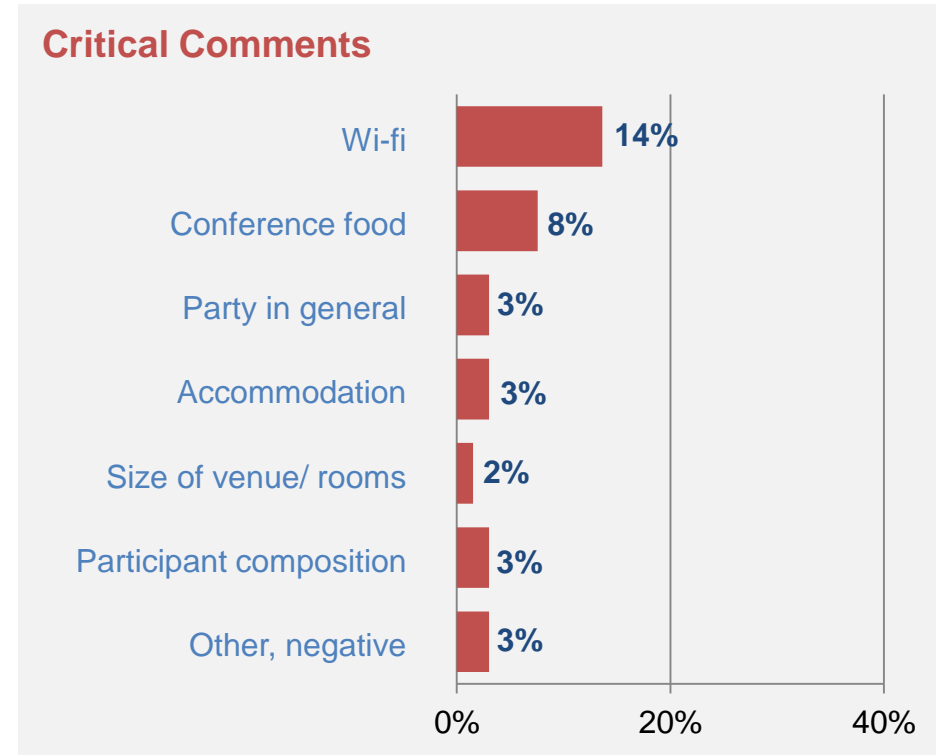
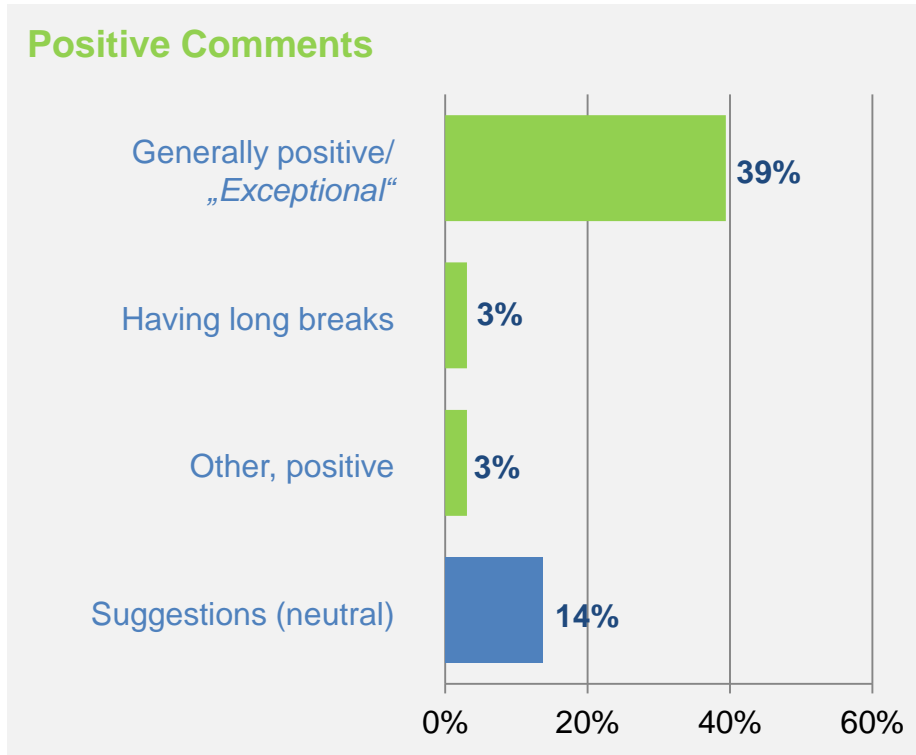


* Some questions were changed from the 2015 to the 2016 survey.

Wikimedia Conference 2016

Organizational Aspects

Q18: Further remarks on the organizational aspects. [open question, multiple answer, n=66]



►► **Predominately positive comments. Some critical remarks regarding Wi-fi and conference food. Rather rarely: critical comments about the concept of the Saturday party, the accommodation and the general composition of the audience.**

Wikimedia Conference 2016

Summary 5 – Organizational Aspects

Organizational aspects:

- As in 2015, the organizational aspects of the 2016 conference received very good ratings: especially the **support by the WMCON logistics team during** (100% 'excellent' or 'good') and **before the conference** (99%) or their help with **visa formalities** (95%) were highlighted. Also perceived very positively: the **overall atmosphere** at the conference (99% 'excellent' or 'good').
- Overall, no major (or significant) differences occurred between the 2015 and the 2016 evaluation of the organizational aspects, as some of the values seem to have reached their ceiling levels.
- In the open comments, positive remarks clearly dominated. Some critical remarks referred to the Wi-fi coverage and the conference food. Rather rarely: critical comments about the concept of the Saturday party, the accommodation and the general composition of the audience.

Overall Evaluation & Outlook



WIKIMEDIA
DEUTSCHLAND



By Jason Krüger, [CC BY-SA 4.0](#), via [Wikimedia Commons](#)

Wikimedia Conference 2016

Main Benefits of the Conference



WIKIMEDIA
DEUTSCHLAND

Q10: From your perspective: What were the three main benefits of attending the conference?

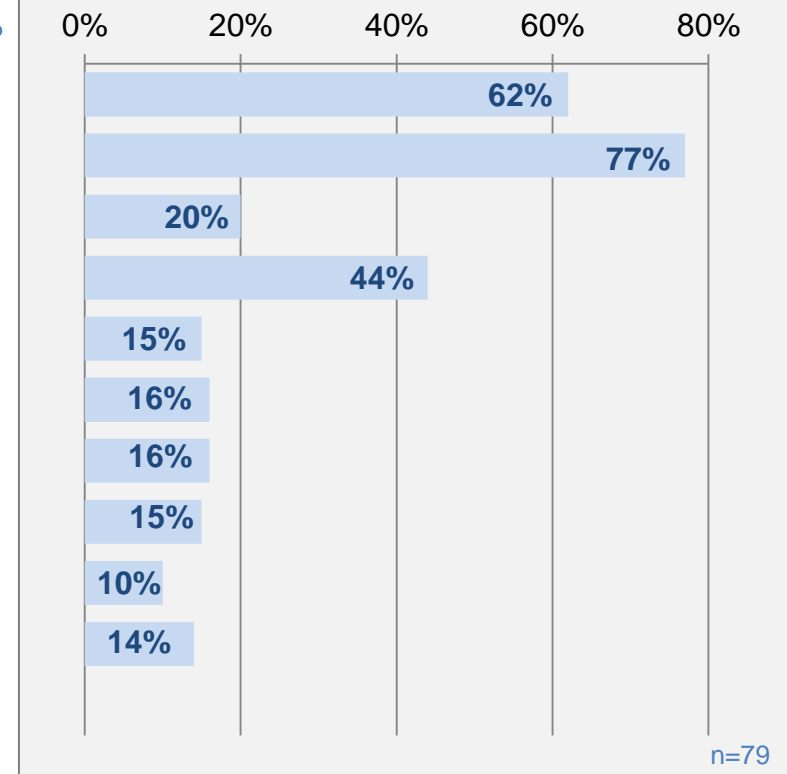
[open question, multiple answers, n=121]

Compared to answers of affiliate organizations before the conference [taken from organizational profile questionnaires filled out by orgs before the conference, n=79]

Main Benefits



Benefits expected (from org profiles)



Wikimedia Conference 2016

Overall Evaluation

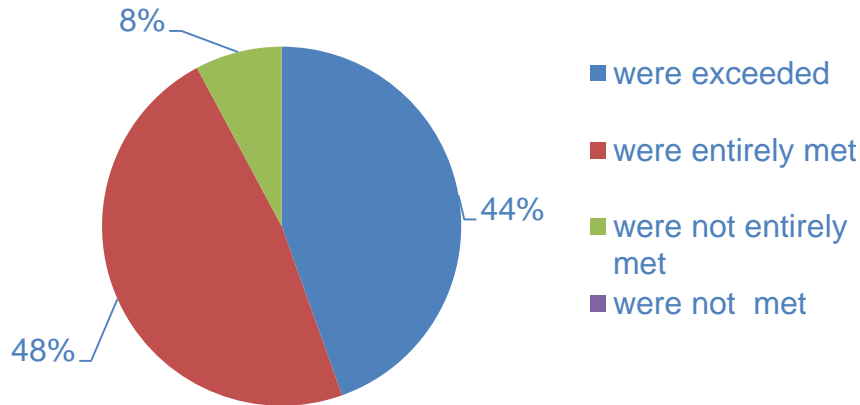


WIKIMEDIA
DEUTSCHLAND

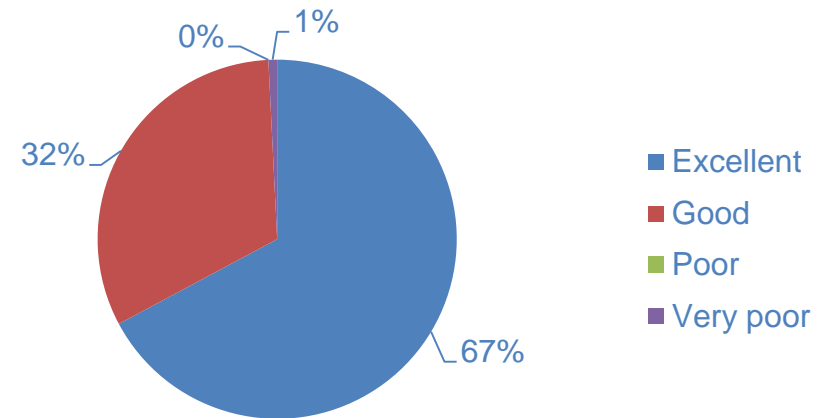
Q11 My expectations towards the conference were... (n=128)

Q17: What is your overall rating of the conference? (n=128)

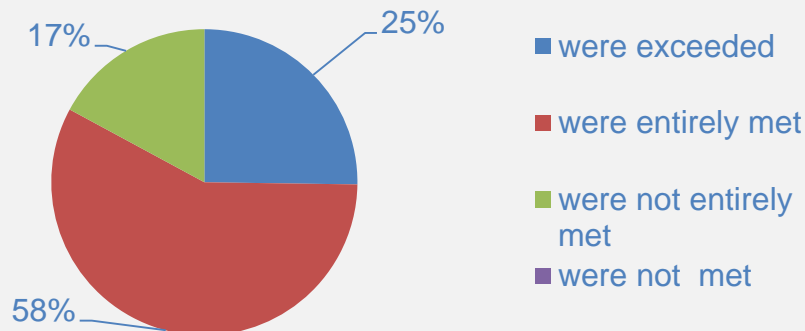
Q9: Expectations



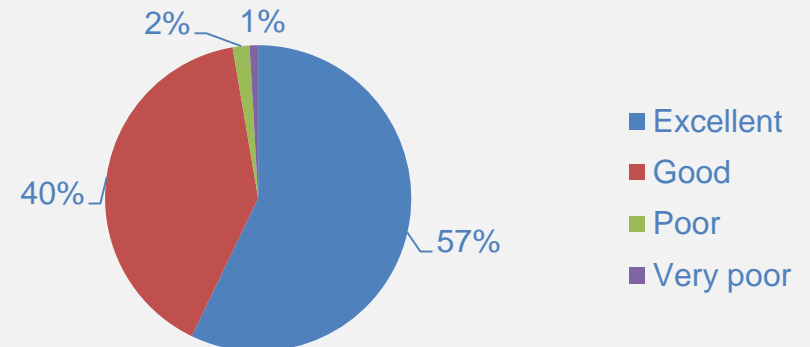
Q19: Overall Rating



Expectations (WMCON15)



Overall Rating (WMCON15)



Wikimedia Conference 2016

Outlook – Wishes for the Wikimedia Conference



WIKIMEDIA
DEUTSCHLAND

Example comments

"More Lighting Talks. I think we should have more of this, more often, all the time :]"

"Better Wi-Fi at the conference venue!"

"It would be nice to see that WMF board members, if they are invited, also share their experience and learn from the others."

"More people from affiliates, more people from WMF, more sharing of knowledge: best practices and how-to-do-things."

"Use all the existing know-how: Keep it yearly, in Berlin and with a similar size."

"Additional small rooms for small, useful meetings."

"Two participants per User Group, perhaps by reducing the number of participants per Chapter."

Wikimedia Conference 2016

Summary 6 – Overall Evaluation

Overall Evaluation:

- Learning from the organizational profile the affiliates filled out prior to the conference: participating organizations mainly expected **connecting & networking, sharing of experiences** and **learning** as main conference benefits. Networking and learning were also stated as **main benefits after the conference** (Networking, new contacts: 64% / learning: 39%).
- On the one hand, **sharing of experiences** was less prominent at the conference than expected before (prior: 44% / post: 22%). On the other hand, **understanding the movement** a bit better was mentioned more frequently as before (prior: 20% / post: 27% of mentions).
- **Expectations were more frequently exceeded** as in 2015: 44% of the respondents stated that their expectations regarding the conference were even exceeded (2015: 24%). 48% perceived their expectations as entirely met (2015: 58%). Only 8% stated that their expectations were not entirely met (2015: 17%).
- **Finally**, the conference received an **even better overall rating as in 2015 and 2014**: 67% 'excellent', 32% 'good' (2015: 57% 'excellent' and 40% 'good').

Wikimedia Conference 2016

WMCON Team at WMDE



WIKIMEDIA
DEUTSCHLAND

Alice Körner
Event Support

Wenke Storn
Event Manager

Daniela Gentner
*Event and Logistics
Coordinator for the
WMCON*

Special thanks to:
Christof Pins
Program Evaluation



Teele Valma
*Visiting Wikimedian
from Wikimedia
Eesti*

Cornelius Kibelka
*Program and
Engagement
Coordinator for the
WMCON*

Nicole Ebber
*International
Relations Adviser*

By Jason Krüger, [CC BY-SA 4.0](#),
via [Wikimedia Commons](#)

By Jan Apel, [CC BY-SA 4.0](#), via
[Wikimedia Commons](#)