

4. Fire control, bush clearance and logging operations to include amount of timber harvested for specific purposes.

None

5. Dissolution of production groups and establishment of cooperative associations.

- (1) Dissolution of production groups

None

- (2) On progress of establishing medium and minor enterprise cooperative associations.

Name of association: Kurodahara Forestry Products
Cooperative Association
(Charcoal & Lumber)

Date of establishment: 10 August, 1950

Location: 3-C, Terago, Nasu-mura, Nasu-gun,
Tochigi Pref.

No. of association members: 13

Amount of investment: ¥125,000 (a quarter of the
capita)

Chief of association: Heisuke Nakajima

From: Mr. Chujo Tsukano
To Mr. Buchko

Greeting: I was appointed to the
Chief of Mountain Administration
section in Forestry Bureau.

Kid
↓
Tochiya

1 Sept. 1950

謹啓 時下いよ／＼御清祥大慶に存じます

さて私こと栃木縣林務部長在任中は格別の御厚情を賜り、平生深く感謝申上ておまじ
たところ、今般林野廳治山課長を拜命、益々多難な本邦治山行政にあたることになり
ましたが、何分にも淺學非才果して大任を完うし得るや否や、ひそかに危惧いたして
ありますが、この上は愚鈍に鞭ち全力をつくして時勢に處し度所存でございます、今
般共一層の御指導御鞭撻を賜り度

こゝに永年の御厚誼を謝し、謹んで御挨拶申し上げます

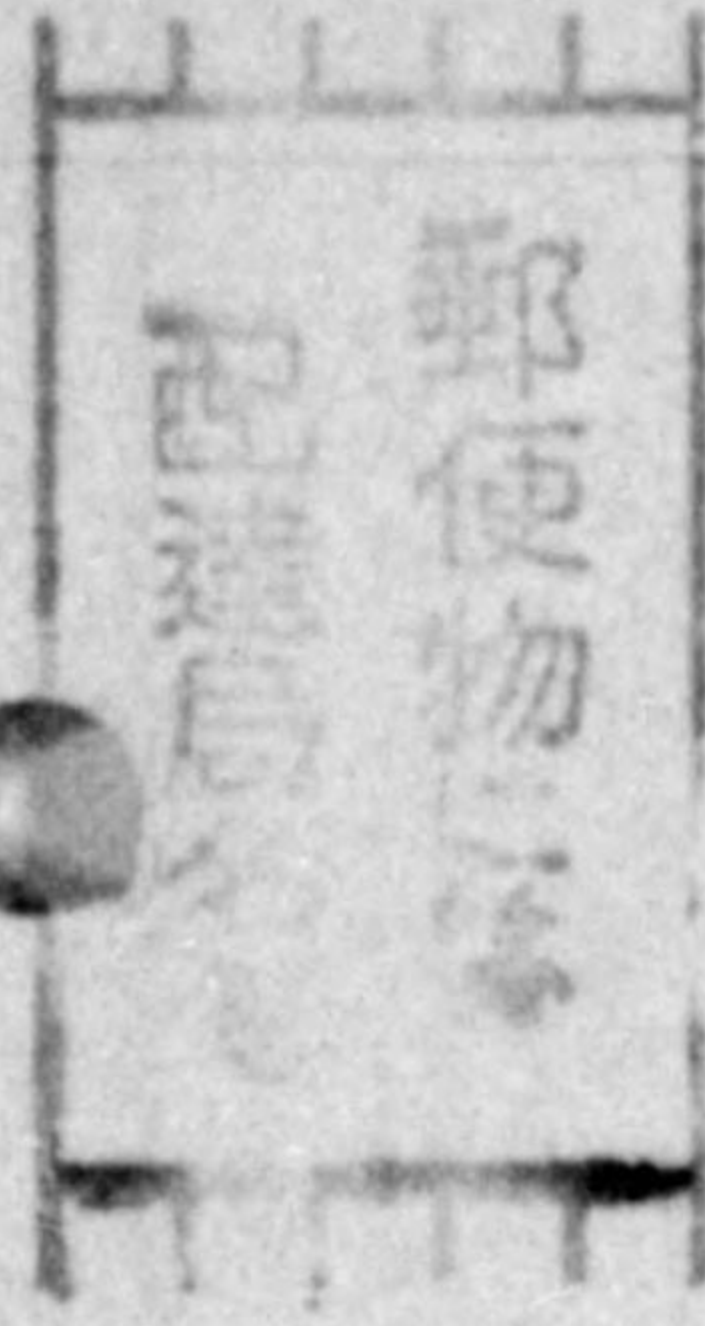
敬具

昭和二十五年九月一日

塚野忠三



郵便はがき



多岐白区丸の内三菱仲二号館

関東民事部天然資源課

バツコウ部長殿

775013

TOCHIGI PREFECTURAL GOVERNMENT

Utsunomiya City, Tochigi prefecture.

Ref. No. 1026
1 September '50

SUBJECT: Recurring Report

TO : Chief,
Headquarters Kanto Civil Affairs Region,
APO 201
(Attention: Natural Resources Division,
Economic Section)

Enclosed are the two monthly reports for August
1950:

1. Agricultural Extension Report
2. Agricultural Improvement Report.

Jukichi Kodaira
702
JUKICHI KODAIRA
Governor,
Tochigi Prefecture

JK/Agricultural Improvement Section/kk-hk



Agricultural Improvement Monthly Report

For August 1950

Agricultural Improvement
Section, Economic Dep't
Tochigi Pref. Government

1. Steps taken to modernize the research programs:

None to be remarked during this month.

2. Principal activities related to research:

Growth survey of the paddy rice in the experimental plots.

Making the one-generation cross-bred seed of the egg-plants and the tomatoes.

Test of raising the pe-sai in "Neridoko" or the special seedling-bed made with the mixture of soil and fertilizer and cut in cubes.

Survey for foreseeing the growth of disease and injurious insects:

Survey of spores of the rice blast, and the injurious insects moving in.

Survey of distribution of disused paddy field

Preparatory test for the wind-erosion

Test of paddy-rice raising methods with animal-power application, for the purpose of raising the labour efficiency.

3. Main agricultural improvements:

(1) Establishment of the designated agricultural encouragement towns and villages:

Towns and villages which have enthusiasm and ability for all-over rationalization of farming-households management by putting the scientific techniques and improving the agricultural exercises on the autonomous will of the farmers, were designated as the model towns and villages.

The prefectural authorities will give them the advice and introduce them to other towns and villages. The following six villages were designated for the encouragement village for 1950:

Tawara-mura, Namma-mura, Hozumi-mura, Ryogo-mura, Arakawa-mura and Nagusa-mura.

(2) Study meeting for the agricultural advisors

(a) Study meeting for the newly employed and the employee (auxiliary personnel)

The thirty-five new employed persons and the auxiliary personnel attended the study meeting on the fundamental knowledge of the agricultural improvement work and the fundamental knowledges needed for the farm advisors:

Days: 24, 25 and 26 August (for three days)

Lecturer: Chief of Agri. Improvement Section and other fifteen persons

Lesson: 35 new employed persons and the employees

(b) Pickles processing course

Day: 16 August

Lecturer: Kiyoshi Sumie and another person

Attendants: 40 area agri. advisors and the home demonstration agents.

(3) Healthy seedling Competitive Exhibition was held for competition of good seedling-bed of rice and sweet-potatoes, and the prize was granted on 5th August.

<u>Exhibits displayed</u>	<u>Exhibits received prize</u>
Rice, sent by the group --119	42
Rice, sent by the individual -----508	78
Sweetpotatoes, sent by the group ----- 82	23

For those exhibits that received the prize, the prize of Agriculture Minister was granted for each three exhibits.

(4) Youth Club Leaders Training Course

The youth club leaders, one from each town or village, gathered at the three places in the prefecture and held the course to give the necessary information for the leaders in the club management;

Days: 14, 15 and 16 Aug. at Nogi Training Hall, Nasu-gun.

21, 22, and 23 Aug. at Kiyohara Agri. Training Institute at Haga-gun.

1, 2 and 3 Sept. at Karasawayama Shrine, Aso-gun.

Subjects of the course:

Farming-management, cultivation of the vegetables, and others. The course was exercised by alteration of the discussion and lecture, and recreation was added.

Attendants:

1st time: 33, representatives of youth club leaders in towns and villages

2nd time: 56, "

3rd time: (To be held in the early part of Sept.)

(5) Main printed materials published:

Kind: Pamphlet

Published on: 1 August

Name: Agricultural Improvement News

Copies: 3,000

No. pages per copy: 8

Delivered to: bodies concerned in improvement extension

Monthly Agriculture Extension Report
for August 1950

Tochigi Pref. Agricultural
Improvement Section

1. Number of officials engaged in the agricultural improvement & extension works.

(1) Officials working in Agricultural Improvement Section.

Official rank	Planning official	Technical officials			Clerical officials	Total
		Specialist	Agricultural advisor	Home demonstration agent		
2nd class	2	9	1	-	2	14
3rd class	1	-	9	1	-	11
Assistant	-	-	-	8	2	10
<u>Total</u>	<u>3</u>	<u>9</u>	<u>10</u>	<u>9</u>	<u>4</u>	<u>35</u>

(2) Agents in the field.

Title / Rank	2nd class	3rd class	Assistant (employee)	Total
Agri. advisor	16	99	27	142
Home demonstration agent	-	3	1	4
Total	16	102	28	146

2. Activities of improvement and extension agents.

(1) Agricultural advisor.

Summed activities during one month from 21 July to 20 August.

Kind of activities	Contents of activities	Times	Target		
			General people	Women	Youth
Visiting farmers households	Fertilizer dressing in earing period and prevention of noxious insects	3475	2459	990	3572
Chairs, research meeting and round-table talks	Same as above and cultivation of vegetable	823	10,774	1,438	3,367

Model planting bed, exhibition and observation visit	323	2,740	394	1,025
Research and investiga- tion, and chairs	397			
Committee meeting and preparatory meeting	378			
Others	347			

(2) Home demonstration agent activities.

Kind of activities	Contents of activities	Times	Target		
			General people	Women	Youth
Lecture meeting and chairs	Kitchen improvement and eating life	25	93	915	103
Actual guidance	"	11	-	230	-
Research and survey	"	1	-	-	-
Other meetings		5	-	-	-

3. Prefectural agricultural improvement committee.

The 18th prefectural session was held on 25 August with attendants of 6 committeemen, who conferred over:

- (1) On establishment of towns and villages designated for agricultural promotion.
- (2) On the status of applicants for agricultural advisor qualification examination of 1950.
- (3) On movement of the advisors.
- (4) Others.

4. Area agricultural improvement committee meeting.

12 area of 38 held their committee meetings in August.

Name of area: Kunimoto, Tawara, Kanuma, Nanai, Kugetsu, Mizuhashi, Tochigi, Ishibashi, Fukiage, Eastern Aso, East-northern Ashikaga, and Nasu.

5. Difficulties encountered in the field:

None.

TOCHIGI PREFECTURAL GOVERNMENT

Utsunomiya City, Tochigi prefecture.

Ref. No. 1004
30 August 1950SUBJECT: National Conference for Acceleration of Pine-bark
beetle Extermination.TO : Chief,
Headquarters Kanto Civil Affairs Region,
APO 201.
(Attention: James K. Kimoto)

Following is the report on the above meeting held at
Shiobara-machi from 23rd to 24th August this year.

1. Date and Time

From 23rd August to 24th August
From 9 a.m. to 5 p.m.

2. Place: Tamaya Hotel, Shiobara-machi

3. Lecturer:

Dr. Toshibumi Kojima, a lecturer of Tokyo Uni-
versity
Official Sakamura (formerly serving at Forest
Administration Section,
Forestry Bureau)

4. Attendants:

Mr. Highbuck of NRS
Mr. Genie of Kyushu KCAR

From Forestry Bureau
Iwano, chief of Research and Diffusion Section
and the section-personnel

From Tochigi Pref. Govt:
Okada, chief of Forestry Section and section
personnel

From each of the other prefectures and the forestry offices:

66 officials in charge of forest injurious insects extermination.

5. The conference was held in the following order
- (1) Opening
 - (2) Address of Director of Forestry Department of Tochigi Prefectural Government
 - (3) Address of Chief of Pine-bark beetle Prevention ^{Office} of Forestry Bureau.
 - (4) Address of Mr. Highbuck, NRS
 - (5) Directions and conference
 - (6) Lecture by Dr. Kojima
 - (7) Consultation by each prefecture
 - (8) Closing

I. Outline of Lecture by Dr. Kojima

On Recent Pine-bark Beetle Extermination Practices in America

In America at present, leaves-eating insects and the boring insects are spreading. (The doctor gave explanation on the kinds of those insects and the kinds of trees sustaining the damage from these insects). The points in the extermination practices of these insects are as follows:

- (1) They used to employ the method to buy up the insects (leaves-eating insects) caught by the general people. At present, they are exterminating them by spraying D.D.T. from aeroplane.
- (2) Extermination for boring insects
 - a. As the common method, they cut down the damaged trees for extermination
 - b. Method by drying by the sun: Dry the damaged bark in the direct sun and kill the insects in the bark by heating and drying.

- c. Method by spraying medicine: Exterminate the insects by spraying the medicine at each tree; this method cost about ¥1,000 per each tree, if we practise in Japan.

As above mentioned in the lecture of Dr. Kojima, the methods in America are generally same as those we think in Japan on the point of kind of insects and the methods of extermination practices. But they have the following differences from ours which deserve our learning and attention.

(1) In America Governmental Organs concerning the preventions and extermination of the forest injurious insects are in action with the complete organization.

(2) The interest of the general people on the harmful insects is encouraged.

(3) The above two situations make it available to smoothly carry out the big-scaled and thorough-going extermination of the forest insects.

II. Items Directed

(1) Enforcement of the Law concerning the Extermination and Prevention of Pine-bark beetle and other Forest disease and insects.

And explanation on the prefectural regulations and ordinances concerning it. (Official Sakamura)

(2) Explanation on Principles for Pine-bark Beetle, etc. Extermination Business and also on its relation with the laws.

(3) Explanation on the budget and disbursement for the forest insects extermination work for 1950 and on its relation with the subsidies to be delivered.

(4) On Regulations for the subsidy for Forestry Establishments

(Technician Yokomaku's explanation)

III. Items Discussed

(1) Detailed regulations for enforcement, established by each prefecture:

This prefecture made public notice by prefectural Regulation No. 56 dated 14 July 1950 (effective as from 1st April 1950)

(2) Enactment of the Ordinance

This prefecture will not enact the ordinance but as the base for enforcement, we will use Administrative Enforcement Law.

(3) Installment of the Forest Harmful Insect Prevention Personnel

This prefecture has already installed such personnel amounting to 27.

(4) Orders concerning Art. 3 to apply corresponding to Art. 5 of the Law.

This prefecture has issued an order to prohibit moving the lumber with barks throughout the prefecture for the period beginning 1st October 1950 to 30 September 1951.

(5) Status of extermination enforcement

We have not issued a particular order for enforcement of extermination.

(6) Subsidy from National Treasury with regard to the expected damage of pine-bark beetle to appear during 1950 and the extermination program.


In this prefecture:

Damage expected: 7,000 KOKU
Subsidy : ¥528,244.

(7) On the relation between the amount grown and exterminated as shown on Forest Harmful Insects Extermination Report for 1949 (Monthly) and the amount exterminated that is accountable from the results of the business and settle-account of disbursement and revenue.

(8) Result of 1950's Spring Time Damage Survey and Extermination Programme.

(9) Damage of the main forest-injurious insects that have spread recently and the exterminative measures against them.

702

JUKICHI KODAIRA
Governor,
Tochigi Prefecture.

TOCHIGI PREFECTURAL GOVERNMENT

Utsunomiya City, Tochigi prefecture.

Ref. No. 1040
4 Sept., 1950


SUBJECT: Monthly Report of Fishery Cooperative Association

TO : Chief,
Headquarters Kanto Civil Affairs Region,
APO 201
(Attention: Natural Resources Division,
Economic Section)

Enclosed is the above monthly report for August.

Jurichi Kodaira
JURICHI KODAIRA
Governor,
Tochigi Pref.

JK/Foodstuffs Section/kk-ki



No. 1 Fisheries Cooperatives

Cooperatives	Location	Date Approved	Members		Officials	
			Reg.	Ass.	Dir.	Aux.
Tochigi Pref. Breeding Fish Cooperative	Shukugo-machi, Utsunomiya-shi.	31 May '49	23	0	7	0
Fujiwara-machi Fishery Cooperative	Kotoku, Fujiwara-machi, Shioya-gun.	18 Aug. '49	26	0	7	0
Southern Pref. Fishery Cooperative	Niinami, Heya-mura Shimotsuga-gun.	"	439	0	12	1
Tochi-Nan Fishery Cooperative	Sakai-cho, Tochigi-shi	15 Apr. '50	322	0	23	2
Kinu River Fishery Cooperative	Hanawada-cho, Utsunomiya-shi	9 May '50	531	0	38	2
Shiobara Fishery Cooperative	Shiobara-machi Shioya-gun	"	104	0	14	0
Kasuo-mura Fishery Cooperative	Kasuo-mura, Kamitsuga-gun	7 Jun. '50	90	0	13	0
Naka River Fishery Cooperative	Karasuyama-machi, Nasu-gun.	1 Jun '50	183	0	18	0
Naka River Southern Area Fishery Cooperative	Karasuyama-machi, Nasu-gun.	"	127	0	13	0
Naka River Northern Area Fisher Cooperative	Kawanishi-machi, Nasu-gun	"	240	0	17	0

* Include former officials of GYOGYO-KAI 1/4 (41).

No. 2 Fisheries Rights

Gyogyokai Area	Location	FISHERY RIGHTS					Owner-ship	
		Special	Excl.	Demar.	Fixed	Common		Total
Kinugawa Fishery Assn.	Hanewada-cho, Utsunomiya		X				1	a
Naka River Fishery Assn.	Karasuyama-machi, Nasu-gun		X				1	a
Tochi-Nan Fishery Assn.	Sakai-cho, Tochigi-shi			X			1	a
Kasuo-mura Fish Breeding Assn.	Kasuo-mura, Kamitsuga-gun			X			1	a
Nishi-Oashi-mura Youth Assn. Federation	Nishi-Oashi-mura, Kamitsuga-gun			X			1	a
Hogami-mura Youth Assn.	Hogami-mura, Aso-gun			X			1	a
Hogami-mura 2nd Youth Assn.	"			X			1	a
Kawaji Spa Fish Breeding Assn.	Fujiwara-machi, Shioya-gun			X			1	a
Miyori-mura Fish Breeding Assn.	Miyori-mura, Shioya-gun			X			1	a
Kuriyama-mura Fish Breeding Assn.	Kuriyama-mura, Shioya-gun			X			1	a
Jinkichi Murakami	Hanewada-cho, Utsunomiya			X			1	c
Choichi Aoki	Arakawa-mura, Nasu-gun				X		1	c
Yozo Fujikawa	"				X		1	c
Teichi Aoki	Nanago-mura, Nasu-gun				X		1	c

** Indicate ownership of rights by the following, a - gyogyokai, b - village (or town, city), c - individual, d - joint.

No. 2 Fisheries Rights

Gyogyokai Area	Location	FISHERY RIGHTS					Total	Ownership
		Special	Excl.	Demar.	Fixed	Common		
Nagao Yazawa	Nanago-mura, Nasu-gun				x		1	c
Shigeru Morishima	Sakai-mura, Nasu-gun				x		1	c
Hajime Suzuki	"				x		1	c
Kinnosuke Mashiko	Kurobene-machi, Nasu-gun				x		1	c
Seiichi Anayama	Ogawa-machi, Nasu-gun				x		1	c
Hyogo Tadokoro	"				x		1	c
Yasu Numano	Yuzukemi-mura, Nasu-gun				x		1	c
Minoru Saito	Nakagawa-mura, Haga-gun				x		1	c
Isamu Takabayashi	Sudo-mura, Nasu-gun				x		1	d
Shiobara Fishery Assn.	Shiobara-machi, Shiotsu-gun		x				1	a

** Indicate ownership of rights by the following, a - gyogyokai, b - village (or town, city), c - individual, d - joint.

TOCHIGI PREFECTURAL GOVERNMENT

Utsunomiya City, Tochigi prefecture.

Ref. No. 984
24 August 1950

SUBJECT: Quarterly Report of Fishery Supplies & Materials.

TO : Chief,
Headquarters Kanto Civil Affairs Region,
APO 201
(Attention: Natural Resources, Economics Section)

Enclosed herewith is the above report of 2nd quarter for
1950.

1. Quantity required during appropriated period: 120 Roll
2. Quantity Allocated: 100 "
3. Quantity distributed: 100 "
4. Date issued of allocation ticket: 15 August, 1950
5. Date delivered of allocation ticket: 21 August, 1950
6. List of allocation: As per attached.

for *Akira Kamei*
JUKICHI KODAIRA
Governor,
Tochigi Prefecture.

JK/Shizai-chosei-ka/cy-hk

Cotton Yarn for Fishery Use Allocated for 2nd Quarter of 1950

<u>Description</u>	<u>No. of Allocation</u>	<u>Quantity</u>	<u>Name & address of recipients</u>
B Besiezing nett			
7 others	Tochi-gyo No. 1	5 Rolls	SATO Wasaburo, Hanawada-cho, Utsunomiya-shi.
<u>Total</u>		<u>5 Rolls</u>	
D Flat nett			
12 others	Tochi-gyo No. 2	45 Rolls	ARACKA Teiji, Uehara, Nakamura, Shimotsuga-gun.
	" No. 3	20 "	KANAZAWA Ken-ichiro, Shiratori, Namai- mura, Shimotsuga- gun.
	" No. 4	3 "	SHINOHARA Tadashi, Unomi, Kuroiso-machi, Nasu-gun. (Tochigi Pref. Marine Products Guidance Office Chief.)
<u>Total</u>		<u>68 Rolls</u>	
G Angling			
20 Miscellaneous Lengthened Rope	Tochi-gyo No. 5	4 Rolls	TANAKA Kashiro, Chugushi, Nikko-machi, Kamitsuga-gun.
	" No. 6	16 "	ARACKA Teiji, Uehara, Nakamura, Shimotsuga-gun.
	" No. 7	2 "	OZEKI Teiji, Shukugo-machi, Utsunomiya shi.
	" No. 8	5 "	SATO Wasaburo, Hanawada-cho, Utsunomiya-shi
<u>Total</u>		<u>27 Rolls</u>	
<u>GRAND TOTAL</u>		<u>100 Rolls</u>	

TOCHIGI PREFECTURAL GOVERNMENT

Utsunomiya City, Tochigi prefecture.

Ref. No. 975
22 August 1950

SUBJECT : Monthly Report of Home Demonstration
Agents Anticipated Activities

TO : Chief,
Headquarters Kanto Civil Affairs Region
APO 201

(Attention: Civil Education Section)

Enclosed is the above monthly report
for the month of August 1950.

Jukiichi Kobaira
JUKI CHI KOBARA
Governor,
Tochigi Prefecture

JK/Agri. Improvement Sec/kk-kk



HOME DEMONSTRATION AGENTS ANTICIPATED ACTIVITIES

As of 22 August 1950

Tochigi Pref. Agri. Improvement Section

1. Meetings

- (1) Life Scientification Research Meeting
4 times (every Monday evening)
- (2) Dietitian Monthly liaison conference
on the 1st Monday

2. Field Trips

- (1) Field guidance on the house improvement:

Naka Area -----	one time	for two days
Moka Area -----	one time	
Motegi Area -----	one time	

- (2) Nutrition Course

Motegi Area -----	one time
Nanai Area -----	one time
Naka Area -----	one time

- (3) Youth Clubs Leader Course

Southern pref. area, in earlier part of September,
for three days (staying two nights)

- (4) Kanto Bloc Home Demonstration Agents Study Course

Sponsored by Kanagawa Prefecture, not decided the
date yet.

3. Projects

- (1) Course on farm-products processing:

To be sponsored by Pref. Agri. Administration Section,
Home demonstration agents will participate.

- (2) Trial manufacture of Improved Fire-range:
Prefectural Mechanic Industry Guidance Station.
- (3) Trial Manufacture of Bath-use Outer-Range.
Prefectural Mechanic Industry Guidance Station.
- (4) Residence Improvement Survey.
- (5) Preparing the ground-plan design for the improved kitchen
(At Sakagawa-mura, Mashiko-machi, Imaichi-machi, Yamamae-mura,
and Toyoda-mura.
- (6) Preparing the printed materials:
 - a. Examples of seasonal menu (Part 3)
 - b. Leaflet on Eating Life. No. 10.

775013

BUCUKO	
LATAM	<i>and</i>
OCRIO	<i>and</i>
KMOO	
YOSOK	
OSIMYA	
REF FILE	
FILE	

TOCHIGI PREFECTURAL GOVERNMENT

Utsunomiya City, Tochigi prefecture.

Ref. No. 1021
1 September 1950

SUBJECT: Monthly Report of Agricultural Cooperative Activities.

TO : Chief,
Headquarters Kanto Civil Affairs Region,
APO 201
(Attention: Natural Resources Division,
Economic Section)

Attached is the above monthly report for the
month of August 1950

for
Taduo Takayama
JUKICHI KODAIRA
Governor,
Tochigi Prefecture

JK/Nogyo-Kyodo-Kumiai-Ka/sh-hk

Received
K.L.C.O.
25.9.-2
TIME

Monthly Report
on
Agricultural Cooperative Activities

Tochigi Pref. Agr. Coop. Sect.
For August 1950

1. Federation of Agricultural Cooperatives.

The number of the federation is 10, out of which 4 submitted the report.

Total financial status of the above is as follows.

<u>Item</u>	<u>Amount of Yen</u>	<u>Item</u>	<u>Amount of Yen</u>
Cash	9,569,634	Current Account	325,048,537
Deposit	151,427,709	Fixed deposit	301,583,228
Negotiable securities	32,094,439	<u>Total of deposit</u>	626,631,765
Loans to	1,001,728,606	Loan	444,359,582
<u>Sub-total</u>	1,194,820,388	Loan by agricultural bill	432,501,600
Price of goods to be sold to members	89,453,630	<u>Total of loan</u>	876,861,182
Credit of goods sold to members	98,593,099	Others	36,080,871
Others	9,510,350	<u>Sub-total</u>	1,539,573,818
<u>Sub-total</u>	197,557,079	Accounts payable for purchase of goods to be sold to members	12,511,548
Price of goods purchased from members	15,220,024		

Loans to	1,001,728,606
<u>Sub-total</u>	1,194,820,388
Price of goods to be sold to members	89,453,630
Credit of goods sold to members	98,593,099
Others	9,510,350
<u>Sub-total</u>	197,557,079
Price of goods purchased from members	15,220,024
Credit of goods purchased from members and sold to others	44,977,245
Others	5,920,875
<u>Sub-total</u>	66,118,144
Processing and manufacturing works	15,610,553
Fixed assets	71,050,393
Investment	22,713,370
Others	220,390,291
Special Enterprise	208,074
 <u>TOTAL OF ASSETS</u>	 1,788,468,292

Loan	444,359,582
Loan by agricultural bill	432,501,600
<u>Total of loan</u>	876,861,182
Others	36,080,871
<u>Sub-total</u>	1,539,573,818
Accounts payable for purchase of goods to be sold to members	12,511,548
Price of the goods purchased to be sold to members	1,655,779
Others	17,602,605
<u>Sub-total</u>	31,769,932
Accounts payable for purchase of goods purchased from members	10,894,342
Others	1,923,381
<u>Sub-total</u>	12,817,723
Capital	18,847,500
Reserve	541,276.
<u>Sub-total</u>	19,388,776
Others	223,758,630
 <u>TOTAL OF LIABILITIES</u>	 1,827,308,879

<u>Item</u>	<u>Amount of Yen</u>	<u>Item</u>	<u>Amount of Yen</u>
Credit business expense	28,399,434	Credit business income	26,932,913
Purchase business exp.	1,017,111	Purchase business income	48,567
Sale business exp.	1,495,685	Sale business income	432,514
Processing and manufactur- ing exp.	225	Processing and manufactring business income	44,162
Utilization business exp.	-	Utilization business income	-
Special business exp.	146,785	Special business income	-
Non-economic business exp.	302,030	Non-economic Business income	8,000
Business operation exp.	34,895,220	Indirect income	143,203
Non-business expense	509,519	Non-business income	316,063
<u>Total of Expenses</u>	66,766,009	<u>Total of Income</u>	27,925,422
<u>GRAND TOTAL</u>	1,855,234,301	<u>GRAND TOTAL</u>	1,855,234,301

2. Unit Agricultural Cooperative.

Present numbers:

General Cooperative	204
Special Cooperative	189

Number of cooperatives submitting the report:

General cooperative	166
Special cooperative	-

<u>Item</u>	<u>Amount of Yen</u>	<u>Item</u>	<u>Amount of Yen</u>
Cash	40,393,225	Current Account	1,235,283,107
Deposit	583,315,442	Fixed deposit	256,404,238
Negotiable securities	26,539,733	<u>Sub-total</u>	1,491,687,345

Present numbers:

General Cooperative	204
Special Cooperative	189

Number of cooperatives submitting the report:

General cooperative	166
Special cooperative	-

<u>Item</u>	<u>Amount of Yen</u>	<u>Item</u>	<u>Amount of Yen</u>
Cash	40,393,225	Current Account	1,235,283,107
Deposit	583,315,442	Fixed deposit	256,404,238
Negotiable securities	26,539,733	<u>Sub-total</u>	1,491,687,345
Loans to	677,396,943	Loan	52,303,000
<u>Sub-total</u>	1,327,645,343	Loan by Agri. Bill	325,275,663
Price of goods to be sold to members	657,672,798	<u>Sub-total</u>	377,578,663
Credit of goods sold to members	92,216,356	Others	81,885,117
Others	17,750,095	<u>Sub-total</u>	1,951,151,125
<u>Sub-total</u>	767,639,249	Accounts payable for purchase of goods to be sold to members	432,160,787
Price of goods purchased from members	488,063,121	Price of goods sold to members	34,392,485
Credit of goods purchased from members & sold to others	25,151,977	Others	5,912,678
Others	104,245,857	<u>Sub-total</u>	472,465,950
<u>Sub-total</u>	617,460,955		

<u>Item</u>	<u>Amount of Yen</u>
Processing and manufacturing works	8,896,280
Special works	23,588,461
Fixed assets	142,873,385
Investment	34,971,969
Others	113,152,796
Special Wor	
<u>TOTAL OF ASSETS</u>	<u>3,036,228,438</u>
Credit business expense	15,883,422
Purchase business exp.	3,557,434
Sales business exp.	2,929,059
Agr. Warehouse business expense	1,338,236
Processing and manufacturing expense	2,303,773
Utilization business exp.	1,398,681
Special business exp.	6,312,454
Non-economic business exp.	2,355,367

<u>Item</u>	<u>Amount of Yen</u>
Price of goods sold to members	452,530,405
Accounts payable for purchase of goods to be sold to members	9,082,326
Others	58,931,468
<u>Sub-total</u>	<u>520,544,199</u>
Processing and Manufacturing Works	4,203,783
Special Works	8,120,579
Loan	19,916,356
Capital	88,751,389
Reserve	4,889,289
<u>Total of Capital</u>	<u>93,640,678</u>
Others	48,568,791
<u>TOTAL OF LIABILITIES</u>	<u>3,118,611,561</u>
Credit business income	11,547,374
Purchase business income	1,715,137
Sales business income	2,347,574
Agr. Warehouse business income	3,895,612
Processing and manufacturing income	5,630,308
Utilization business income	2,371,643
Special business income	5,391,471
Non-economic business income	2,625,134

Credit business expense	15,883,422	Credit business income	11,547,374
Purchase business exp.	3,557,434	Purchase business income	1,715,137
Sales business exp.	2,929,059	Sales business income	2,347,574
Agr. Warehouse business expense	1,338,236	Agr. Warehouse business income	3,895,612
Processing and manufacturing expense	2,303,773	Processing and manufacturing income	5,630,308
Utilization business exp.	1,398,681	Utilization business income	2,371,643
Special business exp.	6,312,454	Special business income	5,391,471
Non-economic business exp.	2,355,367	Non-economic business income	2,625,134
Business operation exp.	84,067,121	Indirect Income	1,871,742
Non-business expense	844,608	Non-business income	1,211,137
<u>TOTAL OF EXPENSES</u>	<u>120,990,155</u>	<u>TOTAL OF INCOME</u>	<u>38,607,132</u>
<u>GRAND TOTAL</u>	<u>3,157,218,593</u>	<u>GRAND TOTAL</u>	<u>3,157,218,593</u>

Note: 1. The agricultural cooperatives which have not yet reported could not prepare the report by the appointed date because of their inadequate accounting status in their organizations.

		Others	48,568,791
<u>TOTAL OF ASSETS</u>	<u>3,036,228,438</u>	<u>TOTAL OF LIABILITIES</u>	<u>3,118,611,561</u>
Credit business expense	15,883,422	Credit business income	11,547,374
Purchase business exp.	3,557,434	Purchase business income	1,715,137
Sales business exp.	2,929,059	Sales business income	2,347,574
Agr. Warehouse business expense	1,338,236	Agr. Warehouse business income	3,895,612
Processing and manufacturing expense	2,303,773	Processing and manufacturing income	5,630,308
Utilization business exp.	1,398,681	Utilization business income	2,371,643
Special business exp.	6,312,454	Special business income	5,391,471
Non-economic business exp.	2,355,367	Non-economic business income	2,625,134
Business operation exp.	84,067,121	Indirect Income	1,871,742
Non-business expense	844,608	Non-business income	1,211,137
<u>TOTAL OF EXPENSES</u>	<u>120,990,155</u>	<u>TOTAL OF INCOME</u>	<u>38,607,132</u>
<u>GRAND TOTAL</u>	<u>3,157,218,593</u>	<u>GRAND TOTAL</u>	<u>3,157,218,593</u>

Note: 1. The agricultural cooperatives which have not yet reported could not prepare the report by the appointed date because of their inadequate accounting status in their organizations.

DECLASSIFIED E.O. 12065 SECTION 3-402/NNDG NO. 775613

775013

*Mr Buckles
Nattre*

TOCHIGI PREFECTURAL GOVERNMENT

Utsunomiya City, Tochigi prefecture.

Ref. No. 996
29 August 1950

SUBJECT: THE 12th SHIOYA DISTRICT AGRICULTURAL ADJUSTMENT
COMMITTEE MEETING.

TO : J. K. Kimoto
Headquarters Kanto Civil Affairs Region,
APO 201
(Attention: Economic Section)

We beg to transmute the report of the above subject which
was verbally instructed by Mr. J. K. Kimoto when he visited
Shioya District Office in the Prefecture on 22 August, as
per attached.

Jukichi Kodaira
JUKICHI KODAIRA
Governor,
Tochigi Prefecture.

JK/Liaison Section/cg-cg.



THE 12th SHIOYA DISTRICT AGRICULTURAL
ADJUSTMENT COMMITTEE MEETING

Date: 24 August 1950

Place: At Council-room of Shioya District Office

- A. Opening
- B. Greeting by chief
- C. Election of proceedings signers
- D. Proceedings:
 - 1. Allotment of revised 1950-yield Mugi delivery
 - 2. Encouragement for delivery of 1950-yield Mugi
- E. Others
- F. Closing

JUKICHI KODAMA,
Governor,
Tachigi Prefecture

Allotment of Revised 1950-yield Mugi Delivery

	Quantity of pre-planting delivery allotment koku	Quantity of reduction revised koku	Quantity of over-delivery allotment koku	Quantity of revised delivery allotment koku
Yeite-machi	803	114	328	1,017
Izumi-mura	419	76	206	549
Hokine-mura	461	63	180	578
Shiobara-machi	-	-	-	-
Funyu-mura	279	35	96	340
Tamanyu-mura	335	46	126	415
Omiye-mura	866	110	288	1,044
Ujite-machi	1,862.6	195	590	2,257.6
Akutsu-mura	1,615	181	554	1,988
Kita-Takane-gawa-mura	2,990	224	980	3,746
Niite-mura	1,646	127	499	2,018
Kitsuregawa-machi	1,495	106	451	1,840
Kataoka-mura	794	91	237	940
Total	13,565.6	1,368	4,535	16,732.6

Basic Data for Revised Reduction of 1950-yield Mugi

	Surveyed by investigation squad		Percentage of space planted by professional farmers	Quantity of revision in need	Divided proportionally by the left
	Converted acreage of non-harvest	Quantity of the left			
	koku	koku		koku	koku
Yaita-machi	296	244	93.2 %	227	114
Izumi-mura	208	163	92.0	150	76
Hokine-mura	229	148	84.8	125	63
Shiobara-machi	-	-	-	-	-
Funyu-mura	137	98	69.1	68	35
Tamanyu-mura	149	115	79.8	92	46
Oniya-mura	237	226	96.5	218	110
Ujiie-machi	376	401	96.5	387	195
Akutsu-mura	347	372	96.2	358	181
Kita-Takanezawa-mura	393	453	98.0	444	224
Niita-mura	268	256	98.3	251	127
Kitsuregawa-machi	215	219	96.6	211	106
Kataoka-mura	234	189	95.3	181	91
<u>Total</u>	<u>3,089</u>	<u>2,884</u>	<u>93.7</u>	<u>2,712</u>	<u>1,368</u>

Prevision percentage 0.50442

Basic Data for Over-delivery of 1950-yield Mugi

	Quantity of increase estimated		Percentage of space owned by professional farmers	Quantity of possible delivery		Proportional division into the prefectural all by the left	
	1st conception	2nd conception		1st conception	2nd conception	1st conception	2nd conception
Yaita-machi	456	284	93.2	425	265	395	332
Izumi-mura	299	175	92.0	275	161	255	202
Hokine-mura	278	171	84.8	236	145	219	182
Shiobara-machi	-	-	-	-	-	-	-
Funyu-mura	200	101	69.1	138	70	128	87
Tamanyu-mura	214	122	79.8	171	97	159	121
Oniya-mura	343	278	96.5	331	268	307	336
Ujise-machi	737	550	96.5	711	531	665	665
Akutsu-mura	653	550	96.2	628	529	583	662
Kita-takenezawa mura	1,228	901	98.0	1,204	883	1,117	1,105
Niita-mura	590	486	98.3	580	478	538	599
Kitsuregawa-machi	550	443	96.6	531	428	493	536
Kataoka-mura	284	237	95.3	271	226	251	283
Total	5,832	4,298	94.3	5,501	4,081	5,110	5,110

Data for Over-delivery of 1950-yield Mugi

Quantity of possible delivery		Proportional division was made into the prefectural allotment by the left			For adjustment use	Quantity of delivery in balance
1st conception	2nd conception	1st conception	2nd conception	Balance		
425	265	395	332	364	36	328
275	161	255	202	228	22	206
236	145	219	182	201	21	180
-	-	-	-	-	-	-
138	70	128	87	108	12	96
171	97	159	121	140	14	126
331	268	307	336	322	34	288
711	531	665	665	665	75	590
628	529	583	662	622	68	554
1,204	883	1,117	1,105	1,111	131	980
580	478	538	599	568	69	499
531	428	493	536	514	63	451
271	226	251	283	267	30	237
5,501	4,081	5,110	5,110	5,110	575	4,535

Result of Examination (Delivery) of 1950-yield Mugi (As of 20 August)

Ujiie Branch,
Tochigi Provisions Office

Name of town and village	Rye	Barley	Barley (beer brewing use)	Wheat	Allotment koku	Total of delivery	Percentage of delivery
Yaita-machi	76	168	271	883	803.0	481.7	60.0
Izumi-mura	41	81	233	311	419.0	221.4	52.8
Hokine-mura	162	117	249	775	461.0	453.7	98.4
Shiobara-machi	-	-	-	-	-	-	-
Funyu-mura	6	83	37	119	279.0	81.0	29.0
Tamanyu-mura	24	34	116	142	335.0	105.1	31.4
Oniya-mura	43	242	24	546	866.0	295.4	34.1
Ujiie-machi	135	786	87	2,297	1,862.6	1,150.7	61.8
Akutsu-mura	148	635	135	2,273	1,615.0	1,117.0	69.2
Kita-Takanezawa-mura	201	789	271	5,995 (46 kg)	2,990.0	2,591.6	86.7
Niita-mura	143	429	246	2,761	1,646.0	1,267.1	77.0
Kitsuregawa-machi	80	114	114	2,616	1,495.0	1,081.7	72.5
Kataoka-mura	66	109	100	897	794.0	418.4	52.7
Total	1,125	3,587	1,883	19,675 (46 kg)	13,565.6	9,264.8	68.3

Remarks: Oniya-mura has 1 bale of rape-seed containing 60 kg and Kataoka-mura 7 bales of it each containing 30 kg as substitute for Mugi.

TOCHIGI PREFECTURAL GOVERNMENT

Utsunomiya City, Tochigi prefecture.

Ref. No. 910
2 Aug. 1950

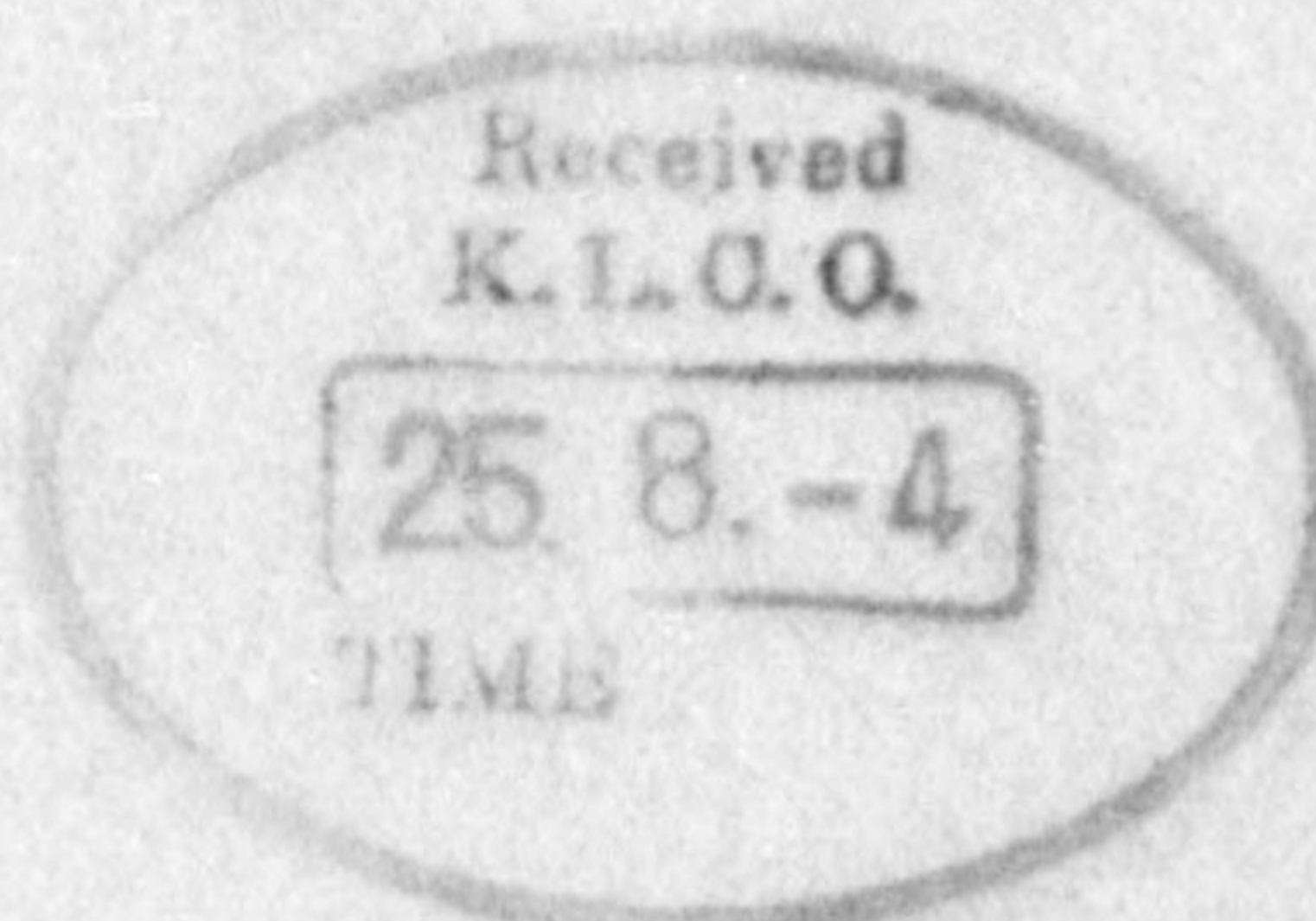
SUBJECT: Monthly Agricultural Improvement Report

TO : Chief,
Headquarters Kanto Civil Affairs Region,
APO 201
(Attention: Natural Resources Div.)

Attached herein is the report on the above subject for
the month of July.

Jos *Toku Kodaira*
JUKICHI KODAIRA
Governor,
Tochigi Prefecture.

JK/Agricultural Improvement Sec/hs-mh



Monthly Agricultural Improvement Report
(For July)

Agricultural Improvement
Sec. Tochigi Prefecture

1. Steps taken to rehabilitate and modernize research program.
No items to be mentioned herein particularly.
2. Principal activities related to research.
 - Study of rice growth in the test plot.
 - ~~Study of rice growth in the test plot.~~
 - Raising of tomato and egg-plant cross-bred with those in the same generation and selection of superior seed.
 - Study of gourd organism and harvest.
 - Test prevention of 'Nakataea irregulare (Crally et Tullis) Hara' of rice.
 - Prediction of occurrence of noxious insects and disease.
 - Making up of agricultural map (Distribution of low production lands)
 - Spot examination of old-aged paddy-field.
 - Investigation of root groups of soy-bean, sweet-potato and up-land rice and study of their growth.
3. Main improvement works.
 - (1) Formulation of service regulation for special technician.
The said regulation was enacted on 1 July.
 - (2) Study meeting for agricultural advisors.
 - a. Study of weeding medicine 2,4-D dusting.
This meeting was held at three places in the prefecture lasting from the previous month.

Attendance:	Agricultural advisor	140
	Others	200
	<u>Total</u>	<u>340</u>
 - b. Short course of animal power utilization.
 Date: 10 places during the period of 28 June to 19 July. Whole day at one place.
 Lecturer: Senior engineer Saito and two others, Agricultural Improvement Section.

Attendance: Agricultural advisor 50
Animal power utilization advisor 240
c. Research meeting of living improvement diffusing persons

Date: 7 days during the period of 24 to 31 July.

Subject:
General study of the agricultural extension advising works.
Outline of living improvement works.
Main points of the business handling methods.
Main points of advising activities.
Main points of liaison and coordination with the concerned agencies.

Lecturer:
Director of Pref. Economic Dep't.
Chief of Pref. Agricultural Extension Section.
Chief of Pref. Personnel Section
School principals
Staffs of the concerned agencies

Attendants: 9 home demonstration agents.

d. Movie Projecting Technique Study Meeting.

Date: 24, 25 and 26 July.

Subject: Theory and practice of handling Natco projectors.

Lecturer: Engineer Suwa and two others of Pref. Social Education Section.

Attendants: 23 agricultural advisors.

e. Home Demonstration Agent Research Meeting.
Calling the home demonstration agents of each "Gun" respectively in the ends of July, a discussion meeting was held at 9 places in this prefecture for each field of the works, with specialist as a leader.

Lecturer: 9 specialists (3 for one place)

Attendants: All agricultural advisors.

(3) Agricultural Advisor's Regular Liaison Conference.
This was held at 8 places in the prefecture on 17 and 18 July.

Main subjects: The matters to be emphasized in August.
Others.

(4) Examination of Strong Seedling Contest.

As the contest of paddy rice and sweet-potato seedlings was over, the distribution of prizes is to be held on 5 August.

(5) Distribution of prints.

<u>Type</u>	<u>Date</u>	<u>Name</u>	<u>No. of copies</u>	<u>Page No.</u>	<u>Distributed to</u>
Pamphlet	Ends of July	Guidance in eating habit			
Poster	"	Let's exterminate disease and insect damage of rice!	2,000	1	Cities, towns & villages, agricultural organizations, and the agencies concerned with agricultural extension work
"	"	Prize contest of the thesis on "My agricultural enterprise management"	2,000	1	
Pamphlet	Beginning of July	Agricultural Extension Report No. 12	4,300	8	The agencies concerned with agricultural extension work
"	Ends of July	Menus of Season	1,500	20	"
Leaflet	"	Guidance in eating habit	1,500		

775013

TOCHIGI PREFECTURAL GOVERNMENT

Utsunomiya City, Tochigi prefecture.

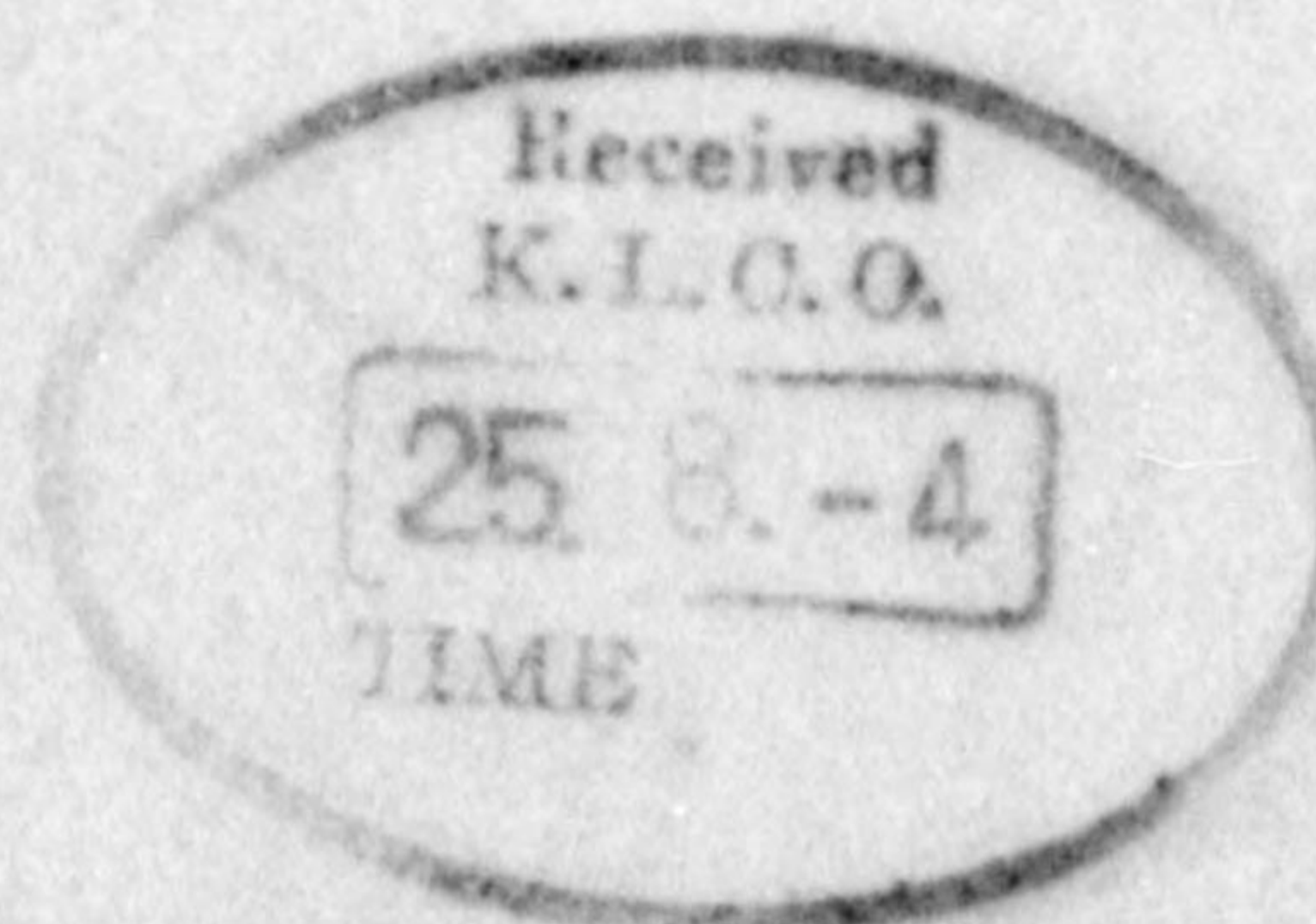
Ref. No. 911
2 August 1950

SUBJECT: Monthly Agriculture Extention Report
TO : Chief,
Headquarters Kanto Civil Affairs Region,
APO 201
(Attention: Natural Resources Section,
Economic Division)

Enclosed is the above monthly report for
July 1950.

For 
JUKICHI KODAIRA
Governor,
Tochigi Prefecture

JK/Agri. Improvement Sec/kk-k1



Monthly Agriculture Extention Report
For July 1950

Agricultural Improvement Section
Tochigi Prefectural Government

1. Number of the officials engaged in the agricultural improvement & extention works.

(1) Officials working in Agricultural Improvement Section of the Prefectural Government.

Technical Officials						
Official rank	Planning officials	Specialists	Agri. farm advisors	Name demonstration agents	Clerical Officials	Total
2nd Class	2	9	1	-	2	14
3rd Class	1	-	9	4	-	14
Assistants	-	-	-	7	2	9
Total	3	9	10	11	4	37

(2) Agents in the fields:

Title / Rank	2nd Class	3rd Class	Assistants (Employee)	Total
Agri. farm advisors	15	99	28	142
Home demonstration agent	-	-	1	1
Total	15	99	29	143

2. Activities of Improvement and extention agents.

(1) Agricultural Farm Advisors

Summed activities by 142 advisors of 38 areas during the period from 21 June to 20 July.

Kind of activities	Contents of activities	Times	Targets		
			Common people	Women	Youth
Visiting the farmers households	Countermeasures for flood damages Preventions of harmful insects and disease on paddy rice	3,900	6,967	1,014	527
Lecture meeting & study meeting and round-table talk	Second-time ploughing for paddy rice applying the animal power How use 24-D	474	16,060	691	1,888
Observation of demonstration at exhibit paddy field	How to use 24-D and others	355	1,083	38	1,002
Research investigation, and attending the study course	How to use 24-D and others	367			
Commission meeting and others		379			
Others		299			

(2) Home demonstration agents activities

Kind of activities	Contents of activities	Times	Target		
			Common people	Women	Youth
Lecture meeting	Home demonstration meeting	2	7	80	
Short course meeting	Eating-life improvement short course Fire-range construction short course	7	20	109	57
Research & survey	Testing the function of baking oven Spot investigation of kitchen improvement	3	16	21	
Meeting	Short course on farm-village cultural business Life Scientification study meeting Regular monthly consultation of the nutrition instructors Consultation on "practical methods to exterminate the fendalistic air in farm-village".	10	98	43	
Others	Research meeting of home demonstration agents	7		9	

3. Prefectural Agricultural Farm Improvement Committee

The 17th prefectural session was held on 21 July with attendants of 7 committeemen, who conferred over:

The extention items in August
On General Meeting of Agricultural Farm Advisors
Others

4. Area agricultural farm improvement committee meeting

At the following 11 areas among the 38 areas they held their meeting:

Utsunomiya, Imaichi, Motegi, Ishibashi, Naka, Shizuwa, Kita-Takanezawa, Kaneda, Bato, Southern Aso, Southern-Ashikaga.

5. Difficulties encountered in the field:

None

MEMO ROUTING SLIP		NEVER USE FOR APPROVALS, DISAPPROVALS, CONCURRENCES, OR SIMILAR ACTIONS.	
1	NAME OR TITLE <i>Chief, Econ Sec.</i>	INITIALS	CIRCULATE
	ORGANIZATION AND LOCATION	DATE	COORDINATION
2			FILE
			INFORMATION
3			NECESSARY ACTION
			NOTE AND RETURN
4			SEE ME
			SIGNATURE
REMARKS <i>Thank you</i>			
FROM NAME OR TITLE		DATE	
ORGANIZATION AND LOCATION		TELEPHONE	

nts of
efecture

4 Aug., 1950

r and the Vice-
olating the Public
put pressure on
chers at the School
efficient remedy
ties and said

DD FORM 94 1 FEB 50 REPLACES FORM 94, 1 FEB 49, WHICH MAY BE USED. 226-PRC Printing Plant-4/50-300M

2. The Governor and the Vice-Governor at first contended that, according to the law, a manager of an agricultural cooperative must be elected by mutual vote from among the directors, but when asked to show the articles of the law referred to, they could not point to any other stipulations than those of the Civil Code which provides for the representative power of directors. They asserted that, according to these stipulations, if a manager is to represent the cooperative, he must be a member of the board of directors. But when Col. Dayton explained again that there should be a manager who is an employee and who is outside of the board of directors, they seemed to understand the point.

3. The Governor agrees to the abolition of incentive goods for staple-food collection, and he will present his opinion in written form.

4. The Prefecture sent in two weeks ago an application for an additional allocation of fuels for road-mending machines to the Construction Ministry, but this application was returned with the comment that as the Ministry received special allocation of fuel for the said purpose, additional allocation will be made to prefectures without applications. Tochigi prefecture is actually getting an increased quantity of fuels.

(7)

Some Points from the Statements of
Governor Kodaira of Tochigi Prefecture

24 Aug., 1950

1. In the opinion of the Governor and the Vice-Governor, it will be at the risk of violating the Public Offices Election Law that the Governor put pressure on the candidature of teachers and ex-teachers at the School Board elections. They opined that no efficient remedy could be found unless political activities and said candidature were prohibited by law.

2. The Governor and the Vice-Governor at first contended that, according to the law, a manager of an agricultural cooperative must be elected by mutual vote from among the directors, but when asked to show the articles of the law referred to, they could not point to any other stipulations than those of the Civil Code which provides for the representative power of directors. They asserted that, according to these stipulations, if a manager is to represent the cooperative, he must be a member of the board of directors. But when Col. Dayton explained again that there should be a manager who is an employee and who is outside of the board of directors, they seemed to understand the point.

3. The Governor agrees to the abolition of incentive goods for staple-food collection, and he will present his opinion in written form.

4. The Prefecture sent in two weeks ago an application for an additional allocation of fuels for road-mending machines to the Construction Ministry, but this application was returned with the comment that as the Ministry received special allocation of fuel for the said purpose, additional allocation will be made to prefectures without applications. Tochigi prefecture is actually getting an increased quantity of fuels.

(7)

Fe 5. Unemployed day laborers are now getting 10-15 days jobs through PESOs. The prefecture wishes very much to increase the present frame of 1270 persons of relief work to 2000 and requested the assistance of the KaCAR.

Fr 2 6. In answer to the question of whether there existed in the prefecture any branch^{es} of the central government offices which do the work that should be done by the prefectural government, the Governor said that local financial bureau was blocking smooth operation of the finance of the local autonomous bodies.

H. Narita

*Mr Buckle*Kanagawa (Chief of the General Affairs Section)

1. Mugi collection on 20 Aug. reached 35.5%, with good prospects in future.

2. Japanese Encephalitis 253

Dysentery 1495

(Aggregate total since the beginning of the year)

3. The Prefectural Assembly will meet on 29 Aug. to consider on tax by-law and an additional budget.

Col. Dayton warned the Governor about the improper behavior of Mr. Naruse, Chief of the Agricultural Management Section of the prefecture, who at a conference to consider on mugi collection program, made a speech blaming the **unfairness** of quotas and asking for its revision before an audience of city mayors, chiefs of local offices, who represent local farmers.

Shizuoka (Governor Kobayashi)

1. Discharge notifications to 32 members including the director and vice-director of the local chapter in Shizuoka of the All-Japan Electric Industry Union (Densan) were made public on 26 August simultaneously with those published in Tokyo, and handed over ^(to) them.

No incident or disturbance has been so far reported.

2. Collection of mugi crops as of 25 August follows:

Percentage to quotas 53.2%

Shizuoka city registered completion of its delivery quota, to be the first on Gun level.

Other several towns and villages also completed their quotas.

Aiming to insure the over-all completion of the prefectural quota, the Delivery Encouraging Headquarters is making their efforts to the utmost.

3. Crop growing condition of rice is generally fair and records about 5 per cent better than those in recent normal years.

The following are the affected areas from diseases and vicious insects.

Diseases approximately 6,600 cho

(These areas are mostly in the mountain zones)

Vicious insect " 2,700 cho

(Mostly the central part of the prefecture)

Every effort is being made for their prevention by the combating teams.

4. Outbreak of communicable diseases:

	Total number since Jan.	Hospitalised
Dysentery	1,509	431
Typhoid fever	149	47
Japanese encephalitis		
genuine	33	19
suspected	74	56
Total	2,000	582

Cases are about 20 more than those in the corresponding period of the previous year.

TOCHIGI PREFECTURAL GOVERNMENT

Utsunomiya City, Tochigi prefecture.

Ref. No. 927

3 August 1950


SUBJECT: Monthly Report on Results of Collection and Payments
for Purchased Agricultural Land Prices.

TO: Chief,
Headquarters Kanto Civil Affairs Region,
APO 201.
(Attention: Natural Resource Division,
Economic Section.)

Attached is the above monthly report for the month
of July 1950.

J.K.
Toku Kodaira
JUKICHI KODAIRA
Governor,
Tochigi Pref.

JK/Nochi-ka/cy-hk



3 AUGUST 1950 (Submitted Date)

Monthly Report Regarding Actual Results of
Agricultural Land Prices, Etc.

Tochigi (Prefecture)

Amount of Agricultural Land Prices, etc. Paid in

Cities, Towns or villages	Amount Decided to be Collected				Amount For the Present Month
	For the Present Month		Total Amount up to the present month		
	No.	of Cases Amount yen	No.	of Cases Amount yen	
	-14	51,978.49	27,784.2	281,707.07476	222,859.204 1,263.24 yen
Farm rent state-owned farm land	0		965	244,947.50	25,607.0
Urban fee	0		5668	192,258.70	4,823.4
Meadow	0		1179	121,750.91	8,500.0
In some of difference of the costs of the farm-land expanded	0		14	19,225.26	2,372.0
TOTAL	-14	51,978.49	28,668	252,285.25713	1,296,945.05

Report Regarding Actual Results of Collection For

Agricultural Land Prices, Etc.

For the* Month of JULY, 1950

of Agricultural Land Prices, etc. Paid in Lump sum

For the present month Amount	Amount	Collected	Percentage of the Total Amount Decided to be Co- llected up to the present Month Against the Tot- al Amount Collected up to the present Month	Remarks
	For the Present Month	Total Amount up to the present Month		
yen	yen	yen	%	
707476	222859204.88 1263244.69	222859204.88	97	
294750	25607.81	165294.60	68	
225870	4823.40	186452.10	97	
173091	80009	116268.65	96	
922526	2372.06	2372.06	12	
23713	1296945.05	224329692.29	97	

775013

3 AUGUST 1954 (Submitted Date)

Monthly Report Regarding Actual Results of P

Agricultural Land Prices,

Tochigi (Prefecture)

Cities, Towns or villages	Total No. of cases to be paid	Total sum to be Paid			No. of cases	Amount and No. of cases paid in the present Month	
		Cash yen	Bond yen	Total yen		Cash yen	Bond yen
22. 3 31	754	807,703.89	1,437,000.00	2,244,703.89	0	0	0
22 7 2	2714	4,262,470.65	24,822,000.00	29,084,470.65	8	4,253,70	19,000.00
22 10 2	15,875	8,499,462.03	84,442,000.00	92,942,462.03	14	5,442.18	142,000.00
22 12 2	19,890	5,209,123.95	59,447,000.00	64,656,123.95	9	3,456.29	112,000.00
23 2 2	5,412	2,511,450.77	14,991,000.00	17,502,450.77	4	1,055.44	32,000.00
23 3 2	3,720	1,659,062.44	11,908,000.00	13,567,062.44	0	0	0
23 7 2	10,237	4,475,795.90	3,234,000.00	7,709,795.90	13	2,002.72	236,000.00
23 10 2	9,424	2,933,717.32	2,042,000.00	4,975,717.32	5	2,230.74	1,000.00
23 12 2	6,724	1,706,951.28	3,876,000.00	5,582,951.28	1	430.08	0
23 12 31	9,340	2,085,049.40	2,982,000.00	5,067,049.40	149	95,681.73	24,000.00
24 3 2	2,121	279,660.25	1,452,000.00	1,731,660.25	1	0	11,000.00
24 7 2	4,207	1,974,175.95	3,701,000.00	5,675,175.95	1,662	693,015.23	1,162,000.00
24 10 2	4,207 6,561	6,942,252.41	0	6,942,252.41	1,295	1,952,469.11	0
24 12 2	1,644	2,424,276.97	0	2,424,276.97	279	592,262.03	0
25 3 2	2,334	3,600,102.10	0	3,600,102.10	843	1,306,327.15	0
106459 5,551,324.31 26,000,000.00 31,551,324.31 4,221 4,653,267.70 1,745,000.00							

Regarding Actual Results of Payments For Purchased

Agricultural Land Prices, Etc.

For the Month of JULY

Amount and No. of cases paid in the present Month			No. of cases	Total Amount and No. of cases paid up to the present Month			Percentage of amount and No. of cases paid against the payable	Remarks
Cash yen	Bond yen	Total yen		Cash yen	Bond yen	Total yen		
0	0	0	754	756.57270	1206.00000	1962.57270	98	87
425370	19.00000	2225370	7503	22545.70124	19.615.00000	2216070124	86	78
544218	142.00000	14744208	12959	5991.49542	75.704.00000	2168549542	84	88
245639	112.00000	115.45639	9520	4472.77264	54216.00000	58789.77264	80	91
105544	32.00000	33.05544	5174	2290.74421	13.742.00000	16.032.74421	95	92
0	0	0	2720	1.659.06244	7.672.00000	9.331.06244	100	69
200272	236.00000	244.00272	2796	2.215.52923	29310.00000	22.125.52923	25	89
223074	1.00000	223074	5619	2.439.05811	6347.00000	8.786.05811	60	80
43008	0	43008	2602	1.496.59979	3184.00000	4680.59979	54	83
95.68172	24.00000	119.68172	5072	1.269.81235	2708.00000	4.767.81235	54	94
0	11.00000	11.00000	1560	618.05122	1.005.00000	1623.05122	74	69
692.01523	1.168.00000	1861.01523	3261	1.586.65279	2.827.00000	4413.65279	92	81
195216911	0	1.952.16911	5726	6.006.35860	0	6.006.35860	87	87
59226203	0	59226203	1004	1.322.93925	0	1.322.93925	61	55
2206.32715	0	1.206.32715	2289	2.157.45384	0	2.157.45384	98	88
11532670	1.744.00000	6.410.32670	77.160	4.013.22553	247.838.00000	25195.92653	80	86

Actual Results of Payments For Purchased

Cultural Land Prices, Etc.

For the Month of JULY

Amount and No. of cases paid in the present Month			Total Amount and No. of cases paid up to the present Month				Percentage of amount and No. of cases paid against the payable	Remarks
Cash	Bond	Total	No. of cases	Cash	Bond	Total		
yen	yen	yen		yen	yen	yen	%	
0	0	0	754	756.57270	12060000	1,962,572.70	98	87
25270	19,00000	23,25270	7503	2,545,70124	19,615,00000	23,160,70124	86	78
4208	142,00000	14,74208	12959	5,981,49542	75,704,00000	81,685,49542	84	88
5629	112,00000	115,45629	9520	4,472,79264	54,316,00000	58,788,79264	80	91
5544	32,00000	33,05544	5174	2,290,74421	12,742,00000	16,032,74421	95	92
0	0	0	2720	1,659,06244	7,672,00000	9,331,06244	100	69
0272	226,00000	244,00272	8796	2,815,52923	29,310,00000	32,125,52923	85	89
23074	1,00000	3,23074	5619	2,439,05811	6,347,00000	8,786,05811	60	80
43008	0	43008	2602	1,496,59979	2,184,00000	4,680,59979	54	83
68172	24,00000	117,68172	5072	1,859,81335	2,708,00000	4,767,81335	54	94
0	11,00000	11,00000	1560	618,05122	1,005,00000	1,623,05122	74	69
01523	1,168,00000	1,261,01523	3261	1,586,65279	2,027,00000	4,413,65279	92	81
26911	0	1,952,16911	5726	6,006,35860	0	6,006,35860	87	87
26203	0	5,926,203	1004	1,332,93925	0	1,332,93925	61	55
22715	0	1,306,22715	2287	2,158,45384	0	2,158,45384	98	88
32670	1,745,00000	6,410,32670	77160	4,013,22553	21,722,00000	25,985,22553	80	86

Mr. Buckle

MH

FISHERIES REPORT

Date: 3 August 1950

Name of Prefecture: Tochigi

For Month of: July 1950

SECTION A. FISHERY ASSOCIATION ASSETS

- (1) Total number of fishery associations required to transfer assets: Three (3)
- (2) Number of applications for transfer of assets submitted during the month: None
- (3) Number of applications for transfer of assets submitted to date (cumulative at end of period): One (1)
- (4) Number of applications for transfer of assets approved during the month: One (1)
- (5) Total number of applications for transfer of assets approved to date (cumulative at end of period): One (1)

SECTION B. FISHING BOAT INSURANCE PROGRAM

	Boat Classifications							see Remarks
	1	2	3	4	5	6	7	
(1) <u>Total number of boats registered</u>	<u>0</u>	<u>0</u>	<u>0</u>	<u>0</u>	<u>0</u>	<u>0</u>	<u>767</u>	
(2) <u>Total number of boats owned by cooperatives</u>	<u>0</u>	<u>0</u>	<u>0</u>	<u>0</u>	<u>0</u>	<u>0</u>	<u>0</u>	
(3) <u>Total number of boats owned by individuals</u>	<u>0</u>	<u>0</u>	<u>0</u>	<u>0</u>	<u>0</u>	<u>0</u>	<u>767</u>	
(4) <u>Insurees planned under Fishing Boat Insurance Law</u>	<u>0</u>	<u>0</u>	<u>0</u>	<u>0</u>	<u>0</u>	<u>0</u>	<u>0</u>	
(5) <u>Total number of above insured to end of last month under above law</u>	<u>0</u>	<u>0</u>	<u>0</u>	<u>0</u>	<u>0</u>	<u>0</u>	<u>0</u>	
(6) <u>Total number insured under other gov't programs or privately</u>	<u>0</u>	<u>0</u>	<u>0</u>	<u>0</u>	<u>0</u>	<u>0</u>	<u>0</u>	
(7) <u>Total number not insured</u>	<u>0</u>	<u>0</u>	<u>0</u>	<u>0</u>	<u>0</u>	<u>0</u>	<u>767</u>	

SECTION C. FISHERIES MUTUAL AID FINANCE PROGRAM

<u>No. of Fishery Groups or Co-operative</u>	<u>Deposit Goal</u>	<u>Total Deposits</u>	<u>Amount of Loans</u>	<u>Amount Repaid</u>
<u>Ten (10)</u>	<u>None</u>	<u>None</u>	<u>None</u>	<u>None</u>
_____	_____	_____	_____	_____
_____	_____	_____	_____	_____

SECTION D. DISSOLUTION OF FISHERY ASSOCIATIONS AND TRANSFER OF FISHERY RIGHTS

<u>No. of Associations Ordered Dissolved</u>	<u>No. Authorized to Transfer Fishery Rights</u>
<u>Three (3)</u>	<u>One (1)</u>
_____	_____
_____	_____

Note: Have prefectural government supply detailed list for above (Names and Addresses of Associations)

SECTION E. INFORMATION AND EDUCATION PROGRAM

	(No. of copies)			
	Posters	Bulletins	Pamphlets	Other
Material furnished by Ministry of Agriculture and Forestry	50	0	800	3676
Material furnished by Prefectural Gov't.	0	0	0	0
Furnished to Local Co-operatives	1	0	453	680
Furnished to Local Gov't Agencies	0	0	253	1310

SECTION F. FISHERIES COOPERATIVES AND FEDERATIONS

Federation of Fisheries Co-op Ass'n			Federation of Processors' Co-op Ass'n			Production Fisheries Co-op Ass'n			Processors' Co-op Ass'n			Area Fisheries Co-op Ass'n			Total		
1	2	3	1	2	3	1	2	3	1	2	3	1	2	3	1	2	3
1	1	0	0	0	0	0	0	0	0	0	0	10	10	10	11	11	10

Remarks:

The Kinugawa Fishery Cooperative(Hanawada-cho, Utsunomiya-shi) was approved on 11 July 50 to take over the exclusive fishery rights of the Kinugawa Fishery Association.

Two power driven boats were registered during the reporting period but both are less than 5 ton.

775013

TOCHIGI PREFECTURAL GOVERNMENT

Utsunomiya City, Tochigi prefecture.

Ref. No. 923
3 August 1950

SUBJECT: Monthly Report of Land Reform Activities
(for July 1950)

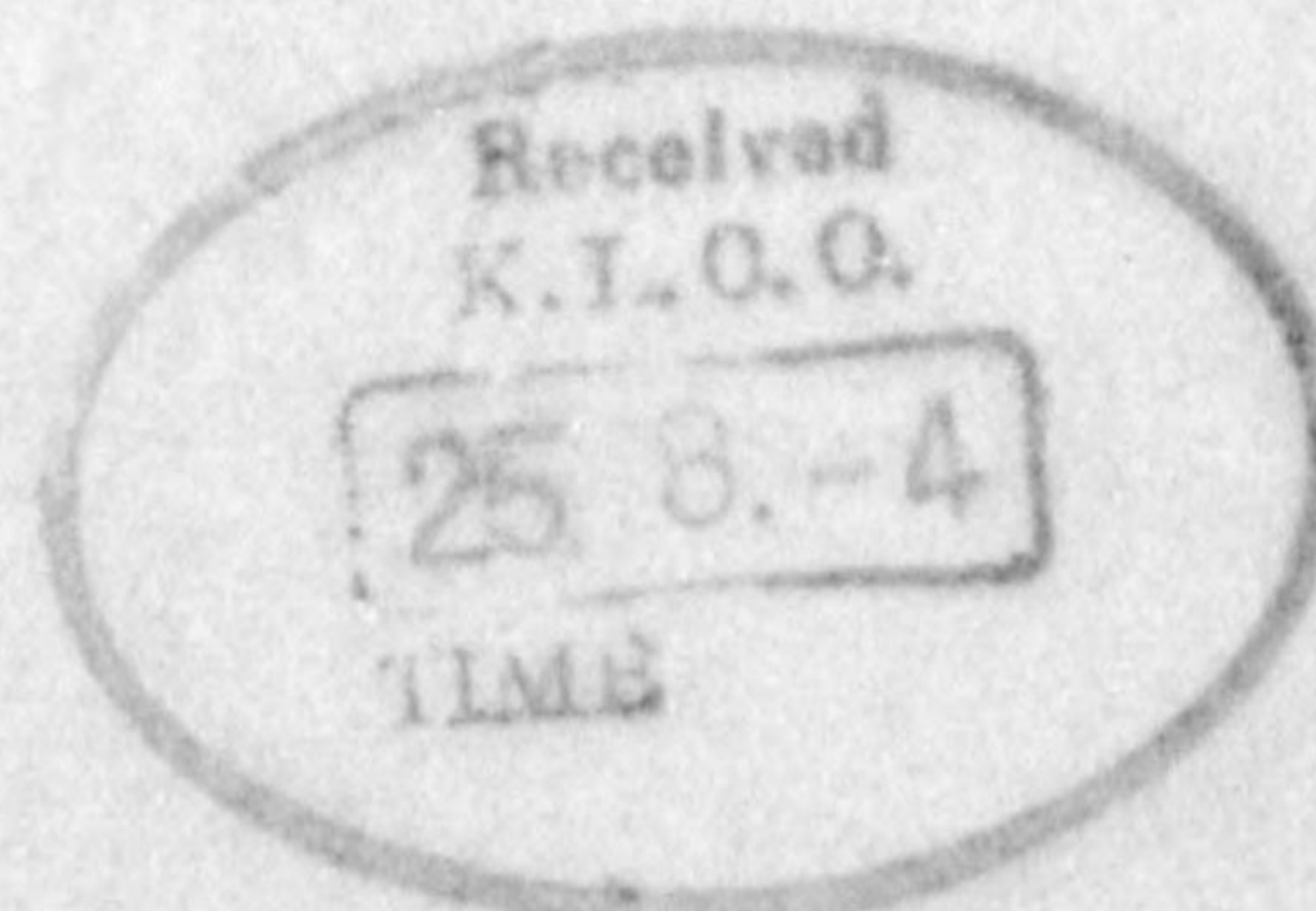
TO : Chief,
Headquarters Kanto Civil Affairs Region,
APO 201
(Attention: Natural Resources Division,
Economic Section)

Herein enclosed please find our report on the
above subject.

Inclosure: 5

for Akira Kamei
JUKICHI KODAIRA
Governor,
Tochigi Prefecture.

JK/Nochi-ka/tt-mh



July Report of Land Reform Activities.

Agricultural Land Section,
Tochigi Prefecture.

1. Purchase and resale of agricultural land (for July 1950)

Purchase

Agricultural Land	
Paddy field:	234 cho
Upland field:	290 "
Total	524 "
House building site:	85,538 tsubo
Number of buildings:	47
Pasture:	84 cho
Number of facilities:	10 ea

Resale

Agricultural Land	
Paddy field:	283 cho
Upland field:	382 "
Total	665 "
House building site:	97,270 tsubo
Number of buildings:	66
Pasture:	84
Number of facilities:	7

2 Sale of Former Military and Other Reclaimed Land (Sold by the Agricultural Land Commission) (for July 1950)

Name of bloc	Area of sales project	Factual sales												
		During the month									Total		Settlers	
		Settlers			Farmers applied for more growing			Group Area	Miscellaneous Area	Total Area				
		No. of doors	Area		No. of doors	Area					Total	New sale	Total	New sale
Chausu		9	9	45	-	-	-	34	-	79	9	9		
Ota		6	6	13	-	-	-	-	-	13	6	6		
Chitotari		9	8	15	11	11	4	-	-	19	9	8		
Izumi		-	-	-	43	42	6	5	19	30	16	16		
Oyama		64	64	93	-	-	-	4	-	97	64	64		
Nango		13	-	-	52	49	14	-	10	24	13	-		
Saitama		12	12	45	4	4	2	4	-	51	12	12		
Gaimu Nasu		41	37	192	-	-	-	1	-	193	41	37		
Kameyama		8	8	25	-	-	-	-	-	25	8	8		
Moro		12	11	33	18	11	4	-	31	68	12	11		
Minowa		33	33	70	53	53	44	-	-	114	33	33		
Omaebara		17	14	16	7	7	4	-	-	20	17	14		
Kashiwagidaira		7	7	44	-	-	-	-	-	44	7	7		
Uenohara		15	14	21	-	-	-	-	-	21	15	14		
Omuro Moritomo		-	-	14	-	-	-	-	5	19	29	29		
Aota		-	-	-	84	20	4	-	-	4	-	-		
Total		246	223	629	272	197	83	49	66	827	291	268		

Note: (1) At Omuro and Moritomo, sale of land was carried out during the month but inasmuch as the land for grass collection, number of doors is not put in the column of the below listed total, frictions were counted into the unit.

ry and Other Reclaimed Land (Sold by the Prefectural
mission) (for July 1950)

Factual sales			Cumulative total up to the month-end									Average unit price per cho	
d g ee	Group Area	Miscel- laneous Area	Total Area	Settlers		Farmers applied for more growing			Group area	Miscel- laneous Area	Total Area		
				No. of doors		Area	No. of doors						Area
				Total	New sale		Total	New sale					
	34	-	79	9	9	45	-	-	-	34	-	79	777
	-	-	13	6	6	13	-	-	-	-	-	13	1200
	-	-	19	9	8	15	11	11	4	-	-	19	1992
	5	19	30	16	16	34	43	43	7	10	19	70	1450
	4	-	97	64	64	93	-	-	-	4	-	97	520
	-	10	24	13	-	-	52	49	14	-	10	24	1397
	4	-	51	12	12	45	4	4	2	4	-	51	520
	1	-	193	41	37	192	-	-	-	1	-	193	500
	-	-	25	8	8	25	-	-	-	-	-	25	2280
	-	31	68	12	11	33	18	11	4	-	31	68	1520
	-	-	114	33	33	70	53	53	44	-	-	114	1265
	-	-	20	17	14	16	7	7	4	-	-	20	1840
	-	-	44	7	7	44	-	-	-	-	-	44	900
	-	-	21	15	14	21	-	-	-	-	-	21	1260
	-	5	19	29	29	111	-	-	-	-	5	116	870
	-	-	4	-	-	-	84	84	15	-	7	22	1090
	49	66	827	291	268	760	272	262	97	55	73	985	

as carried out during the month but inasmuch as it had already been sold to the
tion, number of doors is not put in the column of the above list.
al, frictions were counted into the unit of CHO.

3 Factual Registration on the basis of the
of Yeomanry System (

For the month of July 1950

Item	Registration on purchase				No. of land lots for which applications for registration were presented
	No. of land lots for which applications for registration were presented	Area covered by the applications	Cumulative total of areas for which the applications were presented up to the month-end	Total area of land which must be registered.	
Type of land					
1. Agricultural Land	lot 3,385	cho 116	cho 45,737	cho 45,870	lot 9,267
2. Pasture	-	-	758	760	103
3. House building site	792	TSUBO 103,714	TSUBO 1,615,417	TSUBO 2,332,643	1,067
Remarks					

1 Registration on the basis of the Special Procedure Law
of Yeomanry System (for July)

Tochigi Prefecture

Total area of land which must be registered.	No. of land lots for which applications for registration were presented	Area covered by the applications	Registration on sale	
			Cumulative total of areas for which the applications were presented up to the month-end	Total area of land which must be registered.
cho	lot	cho	cho	cho
45,870	9,267	576	50,552	50,770
760	103	19	225	587
TSUBO		TSUBO	TSUBO	TSUBO
2,352,643	1,067	159,422	1,677,206	2,351,533

4 Progress in Effecting Tenure Agreements (for July 1950)

Name of Gun-District Office	Type of Agreement	No. of agreements	Area			No. of landown
			Paddy field tan	Upland field tan	Total tan	
Southern Nasu	Rental	3,131	1,711.809	1,878.611	3,590.420	1,311
Shioya	"	938	690.000	271.000	961.000	336
Aso	"	1,016	729.423	563.727	1,293.220	503
Southern Nasu	Tentative rent	10	2.415	3.813	6.228	7
Aso	"	2	.521	.500	1.021	2
Total	Rental	5,085	3,131.302	2,713.408	5,844.710	2,150
	Tentative rent	12	3.006	4.313	7.319	9
Grand Total		5,097	3,134.308	2,717.721	5,852.029	2,159

ting Tenure Agreements (for July 1950)

<u>Upland field</u>	<u>Total</u>	<u>No. of</u> <u>landowners</u>	<u>No. of</u> <u>tenants</u>
<u>tan</u>	<u>tan</u>		
1,878.611	3,590.420	1,311	2,123
271.000	961.000	336	308
563.727	1,293.220	503	858
3.813	6.228	7	10
.500	1.021	2	2
2,713.408	5,844.710	2,150	3,289
4.313	7.319	9	12
<hr/>	<hr/>	<hr/>	<hr/>
2,717.721	5,852.029	2,159	3,301

TOCHIGI PREFECTURAL GOVERNMENT

Utsunomiya City, Tochigi prefecture.

Ref. No. 924
3 August 1950

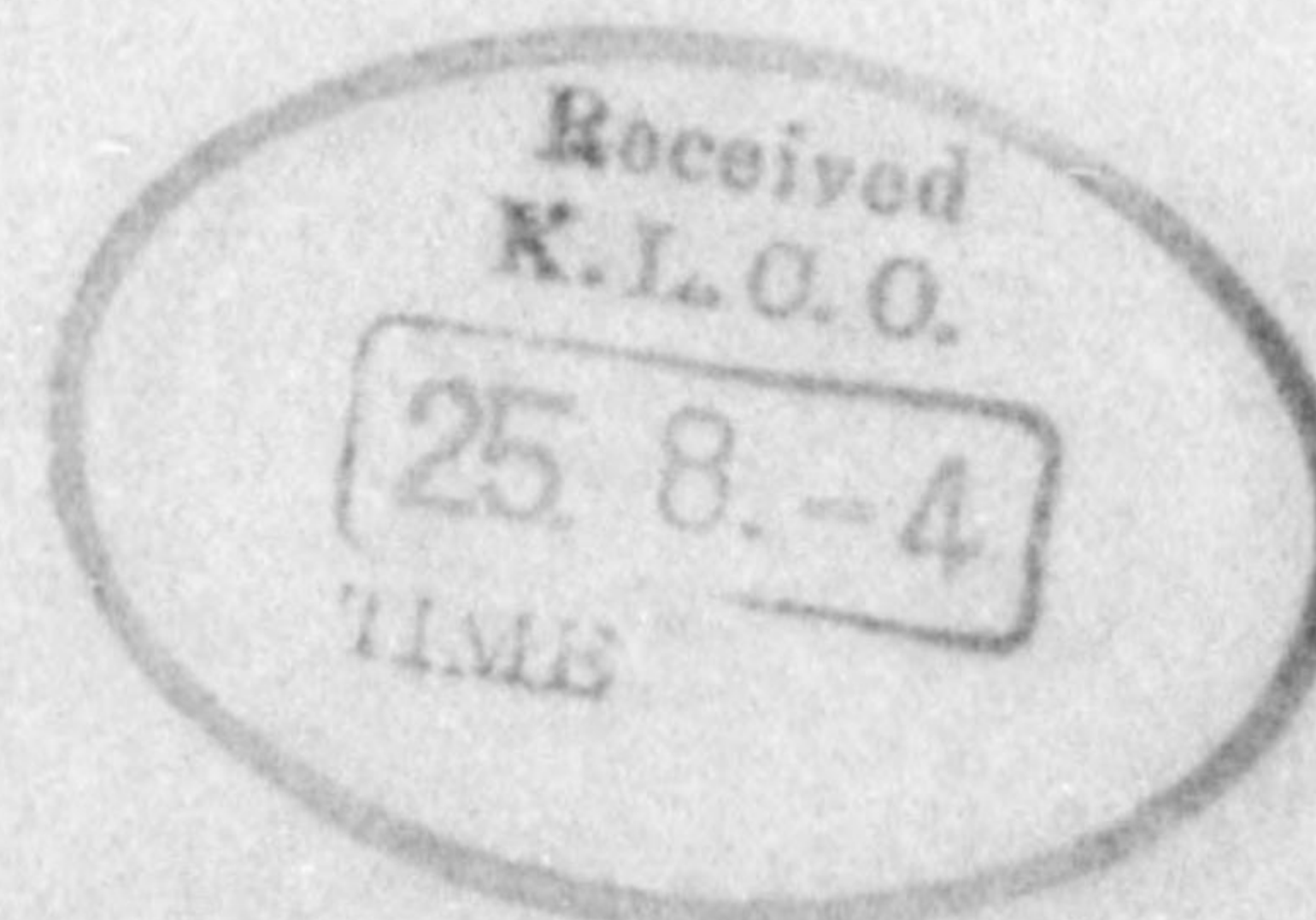
SUBJECT: Monthly Report of Fishery Cooperative Association

TO : Chief,
Headquarters Kanto Civil Affairs Region
APO 201
(Attention: Natural Resources Division,
Economic Section)

Enclosed is the above monthly report for July.

702
Tadako Kodaira
JUKICHI KODAIRA
Governor,
Tochigi Prefecture

JK/Foodstuffs Section/kk-kk



No. 1 Fisheries Cooperatives

Cooperatives	Location	Date Approved	Members		Officials	
			Reg.	Ass.	Dir.	Aux.
✓ Tohigi Pref. Breeding Fish Cooperative	Shukugo-machi, Utsunomiya-shi	31 May '49	23	0	7	0
✓ Fujiwara-machi Fishery Cooperative	Kotoku, Fujiwara-machi, Shioya-gun	18 Aug '49	26	0	7	0
✓ Southern Pref. Fishery Cooperative	Niinami, Heya-mura, Shimotsuga-gun	"	439	0	12	1
✓ Tochi-Nan Fishery Cooperative	Sakai-cho, Tohigi-shi	15 Apr. '50	322	0	23	2
✓ Kinu River Fishery Cooperative	Hanawada-cho, Utsunomiya-shi	9 May '50	531	0	38	2
✓ Shiobara Fishery Cooperative	Shiobara-machi, Shioya-gun	"	104	0	14	0
✓ Kasuo-mura Fishery Cooperative	Kasuo-mura, Kamitsuga-gun	7 Jun '50	90	0	13	0
✓ Naka River Fishery Cooperative	Karasuyama-machi, Nasu-gun	1 Jun '50	183	0	18	0
✓ Naka River Northern Area Fishery Cooperative	Kawanishi-machi, Nasu-gun	"	240	0	17	0
✓ Naka River Southern Area Fishery Cooperative	Karasuyama-machi, Nasu-gun	"	127	0	13	0

* Include former officials of GYOGYO-KAI (41).

No. 2 Fisheries Rights

Gyogyokai Area	Location	FISHERY RIGHTS					Total	Owner-ship
		Special	Excl.	Demar.	Fixed	Common		
Kinugawa Fishery Assn.	Hanawada-cho, Utsunomiya		x				1	a
Naka River Fishery Assn.	Karasuyama-machi, Nasu-gun		x				1	a
Tochi e Nan Fishery Assn.	Sakai-cho, Tochigi-shi			x			1	a
Kasuo-mura Fish Breeding Assn.	Kasuo-mura, Kamitsuga-gun			x			1	a
Nishi-Oashi m mura Youth Assn. Federa-tion	Nishi-Oashi-mura, Kamitsu-ga-gun			x			1	a
Nogami-mura Youth Assn.	Nogami-mura, Aso-gun			x			1	a
Nogami-mura 2nd Youth Assn.	"			x			1	a
Kawaji Spa Fish Breeding Assn.	Fujiwara-machi, Shioya-gun			x			1	a
Miyori-mura Fish Breeding Assn.	Miyori-mura, Shioya-gun			x			1	a
Kuriyama-mura Fish Breeding Assn.	Kuriyama-mura, Shioya-gun			x			1	a
Jinkichi Murakami	Hanawada-cho, Utsunomiya-shi			x			1	c
Choichi Aoki	Arakawa-mura, Nasu-gun					x	1	c
Yozo Fujikawa	"					x	1	c

** Indicate ownership of rights by the following, a - gyogyokai, b - village (or town, city), c - individual, d - joint.

No. 2 Fisheries Rights

Gyogyokai Area	Location	FISHERY RIGHTS					Total	Owner-ship
		Special	Excl.	Demar.	Fixed	Common		
Toichi Aoki	Nanai-mura, Nasu-gun				x		1	c
Nagao Yazawa	"				x		1	c
Shigeru Morishima	Sakai-mura, Nasu-gun				x		1	c
Hajime Suzuki	"				x		1	c
Kinnosuke Mashiko	Kurobane-machi, Nasu-gun				x		1	c
Seiichi Anayama	Ogawa-machi, Nasu-gun				x		1	c
Keigo Tadokoro	"				x		1	c
Yasu Numano	Yuzukami-mura, Nasu-gun				x		1	c
Minoru Saito	Nakagawa-mura, Haga-gun				x		1	c
Isamu Takabayashi	Sudo-mura, Nasu-gun				x		1	d
Hiroshi Onoda	Shiobara-machi, Shiobara-gun		x				1	c
Teiji Kanaya	Nikko-machi, Kamitsuga- gun		x				1	c

** Indicate ownership of rights by the following, a - gyogyokai, b - village (or town, city), c - individual, d - joint.

TOCHIGI PREFECTURAL GOVERNMENT

Utsunomiya City, Tochigi prefecture.

Ref. No. 916
2 August 1950

Crop Condition & Land Reclamation Report
SUBJECT: ~~Monthly Agricultural Improvement Report~~
(for July 1950)

TO : Chief,
Headquarters Kanto Civil Affairs Region,
APO 201
(Attention: Natural Resources Division,
Economic Section)

Separate paper enclosed herein is our report
on the above subject.

Inclosure: 1

for
Jukichi Kodaira
JUKICHI KODAIRA
Governor,
Tochigi Prefecture

JK/Nosei-ka/tt-mh

Received
K.L.C.O.
25 8.-4
TIME

July Report on Agricultural Improvement.

Agricultural Extension
Section, Tochigi Prefecture.

1. Total area of agricultural land in Tochigi Prefecture.
Same as the previous report.
2. Total area of farm land growing.
 - (1) Paddy rice: 73,442 cho (Area planned for growing in Spring and Summer, 1950)
 - (2) Upland rice: 8,987 cho (")
 - (3) Cereals and grains: 12,553 cho (")
 - (4) Hemp: 1,871 cho (")
 - (5) White potatoes: 3,000 cho (")
 - (6) Vegetables: 16,249 cho (")
 - (7) Non-seasonable crops: 2,726 cho (")
3. Growing condition.
 - (1) Paddy rice.
Growing condition was worried on June because of bad weather, but along with the well growing condition of weather since the latter part of June, the growing condition has been bettered gradually. In general, the condition of increasing stalks and height of the grass is better than usual years. However, the heavy rain we had in the middle part of June, caused the overflow in the southern portion of the prefecture, where the land is lower, and in addition, fever disease, leaf-dying disease and leaf-hopper damages were caused pretty much as compared with usual years. And consequently the growing condition of rice in the southern part of the prefecture is not very good.
 - (2) Upland rice.
The growing condition was worried at the first stage because of the bad weather, but favored by good weather continuing after that it has been restoring to good condition. At the present time, no big difference from usual growing is found.
 - (3) Cereals and grains.
Growing condition is almost similar to that of above upland rice.
 - (4) Hemp.
Almost all of the hemp was cropped already, but the height of the hemp was shorter than usual years and they got less crop.
 - (5) White potatoes.
Crop of the product was almost finished, but due to too much rain, plant disease prevailed so extensively that they had short crop this year.

(6) Vegetables.

Majority of them are in adequate condition of growing, but it is a pity that there are too much plant and insect diseases.

4. Crops in comparison with those of usual years.
It is pretty hard to make estimate on them at the present time.
5. Area under exploitation and references.
 - (a) Area: 11 cho
 - (b) Total area which was exploitated to farm land after the end of the war: 8,742 cho.

File

Shig

TOCHIGI PREFECTURAL GOVERNMENT

Utsunomiya City, Tochigi prefecture.

Ref. No. 919
2 August 1950

SUBJECT: Monthly Report of Agricultural Cooperative Activities.

TO: Chief,
Headquarters Kanto Civil Affairs Region,
APO 201.
(Attention: Natural Resources Division,
Economic Section)

Attached is the above monthly report for the month of July 1950.

702 *Jukichi Kodaira*
JUKICHI KODAIRA
Governor,
Tochigi Prefecture

JK/Nogyo-Kyodo-Kumiai-ka/to-hk

Received
K.L.O.O.
25. 8. -4
TIME

775613

Monthly Report
on
Agricultural Cooperative Activities

Tochigi Pref. Agr.
Coop. Section

For July 1950

1. Federation of Agricultural Cooperatives.

The number of the federation is 9, out of which 5 submitted the report.

Total financial status of the above is as follows.

<u>Item</u>	<u>Amount of Yen</u>	<u>Item</u>	<u>Amount of Yen</u>
Cash	9,600,353	Current Account	213,403,321
Deposit	206,832,277	Fixed deposit	283,007,799
Negotiable securities	32,166,439	<u>Total of deposit</u>	496,411,120
Loans to	1,024,569,222	Loan	689,216,481
<u>Sub-total</u>	1,273,168,291	Loan by agricultural bill	427,041,700
Price of goods to be sold to members	100,555,155	<u>Total of loan</u>	1,116,258,181
Credit of goods sold to members	95,315,802	Others	19,466,995
Others	4,523,540	<u>Sub-total</u>	1,632,136,296
<u>Sub-total</u>	200,394,997	Accounts payable for purchase of goods to be sold to members	11,120,855
Price of goods purchased		Others	18,595,841

to members	100,555,155	Others	19,466,995
Credit of goods sold to members	95,315,802	<u>Sub-total</u>	1,632,136,296
Others	4,523,540	Accounts payable for purchase of goods to be sold to members	11,120,855
<u>Sub-total</u>	200,394,997	Others	18,595,841
Price of goods purchased from members	28,303,818	<u>Sub-total</u>	29,716,696
Credit of goods purchased from members and sold to others	45,384,637	Accounts payable for purchase of goods purchased from members	11,473,937
Others	5,812,874	Others	3,965,663
<u>Sub-total</u>	79,501,329	<u>Sub-total</u>	15,439,600
Processing and manufacturing works	1,293,313	Capital	19,887,500
Fixed assets	161,429,207	Reserve	662,539
Investment	23,464,020	<u>Sub-total</u>	20,550,039
Others	185,344,948	Others	259,068,375
<u>TOTAL OF ASSETS</u>	<u>1,924,596,105</u>	<u>TOTAL OF LIABILITIES</u>	<u>1,956,911,006</u>
Credit business expense	23,485,020	Credit business income	24,630,783
Purchase business expense	722,376	Purchase business income	8,008,067

DECLASSIFIED E.O. 12065 SECTION 3-402/NNDC NO. 775613

775613

<u>Item</u>	<u>Amount of Yen</u>	<u>Item</u>	<u>Amount of Yen</u>
Sale business expense	1,224,272	Sale business income	124,783
Processing and manufacturing expense	225	Processing and manufacturing business income	44,162
Utilization business expense	8,297,372	Utilization business income	7,906,230
Special business expense	6,687,633	Special business income	7,132,723
Non-economic business expense	4,773,239	Non-economic business income	1,141,762
Business operation expense	28,071,456	Indirect income	57,085
Non-business expense	349,706	Non-business income	250,803
<u>Total of Expenses</u>	<u>73,611,299</u>	<u>Total of Income</u>	<u>41,296,398</u>
<u>GRAND TOTAL</u>	<u>1,998,207,404</u>	<u>GRAND TOTAL</u>	<u>1,998,207,404</u>

2. Unit Agricultural Cooperative.

Present numbers:

General Cooperative 204

Special Cooperative 185

Number of cooperatives submitting the report:

General cooperative 158

Special cooperative 0

<u>Item</u>	<u>Amount of Yen</u>	<u>Item</u>	<u>Amount of Yen</u>
Cash	37,278,851	Current Account	1,059,687,332
Deposit	436,245,079	Fixed deposit	244,746,716
Negotiable securities	24,319,594	<u>Total of deposit</u>	<u>1,304,429,048</u>

<u>Item</u>	<u>Amount of Yen</u>	<u>Item</u>	<u>Amount of Yen</u>
Cash	37,278,851	Current Account	1,059,687,332
Deposit	436,245,079	Fixed deposit	244,746,716
Negotiable securities	24,319,594	<u>Total of deposit</u>	1,304,429,048
Loans to	636,551,989	Loan	78,914,434
<u>Sub-total</u>	1,134,395,513	Loan by agricultural bill	285,323,637
Price of goods to be sold to members	516,717,331	<u>Total of loan</u>	364,238,071
Credit of goods sold to members	101,995,845	Others	63,926,004
Others	17,475,930	<u>Sub-total</u>	1,732,593,123
<u>Sub-total</u>	636,189,106	Accounts payable for purchase of goods to be sold to members	36,151,572
Price of goods purchased from members	199,156,065	Price of goods sold to members	292,804,495
Credit of goods purchased from members and sold to others	17,325,499	Others	2,523,841
Others	49,016,589	<u>Sub-total</u>	331,479,908
<u>Sub-total</u>	265,498,153	Price of goods sold to members	153,536,912
		Accounts payable for purchase of goods to be sold to members	7,987,957

<u>Item</u>	<u>Amount of Yen</u>	<u>Item</u>	<u>Amount of Yen</u>
Processing and manufacturing works	10,137,402	Others	18,256,569
Special works	21,676,974	<u>Sub-total</u>	179,781,438
Fixed assets	133,372,805	Processing and manufacturing works	3,339,646
Investment	34,068,220	Special works	6,018,554
Others	102,633,325	Loan	16,937,326
		Capital	83,140,255
		Reserve	4,953,621
		<u>Total of Capital</u>	88,093,876
		Others	42,134,324
<u>TOTAL OF ASSETS</u>	<u>2,337,971,498</u>	<u>TOTAL OF LIABILITIES</u>	<u>2,400,378,195</u>
Credit business expense	13,159,753	Credit business income	7,612,102
Purchase business expense	2,485,743	Purchase business income	1,217,556
Sale business expense	1,400,784	Sale business income	1,518,903
Agr. warehouse business expense	564,432	Agr. warehouse business income	2,968,911
Processing and manufacturing expense	1,570,937	Processing and manufacturing income	2,903,301
Utilization business expense	800,100	Utilization business income	1,660,649
Special business expense	4,081,963	Special business income	3,113,295
Non-economic business expense	1,754,473	Non-economic business income	839,427

Sale business expense	1,400,784	Sale business income	1,513,903
Agr. warehouse business expense	564,432	Agr. warehouse business income	2,968,911
Processing and manufacturing expense	1,570,937	Processing and manufacturing income	2,903,301
Utilization business expense	800,100	Utilization business income	1,660,649
Special business expense	4,081,963	Special business income	3,113,295
Non-economic business expense	1,754,473	Non-economic business income	839,427
Businesses operation expense	60,043,959	Indirect income	1,255,542
Non-business expense	694,454	Non-business income	1,060,215
<u>Total of Expenses</u>	<u>86,556,598</u>	<u>Total of Income</u>	<u>24,149,901</u>
<u>GRAND TOTAL</u>	<u>2,424,528,096</u>	<u>GRAND TOTAL</u>	<u>2,424,528,096</u>

Note:

1. The agricultural cooperatives which have not yet reported could not prepare the report by the appointed date because of their inadequate accounting status in their organizations.
2. The figure of the fixed assets in June report, ¥296,316,145 shall be corrected to read ¥114,546,818, and the figure of other assets, ¥526,727,124 to read ¥619,280,469.

775013

TOCHIGI PREFECTURAL GOVERNMENT

Utsunomiya City, Tochigi prefecture.

Ref. No. 898
31 July 1950

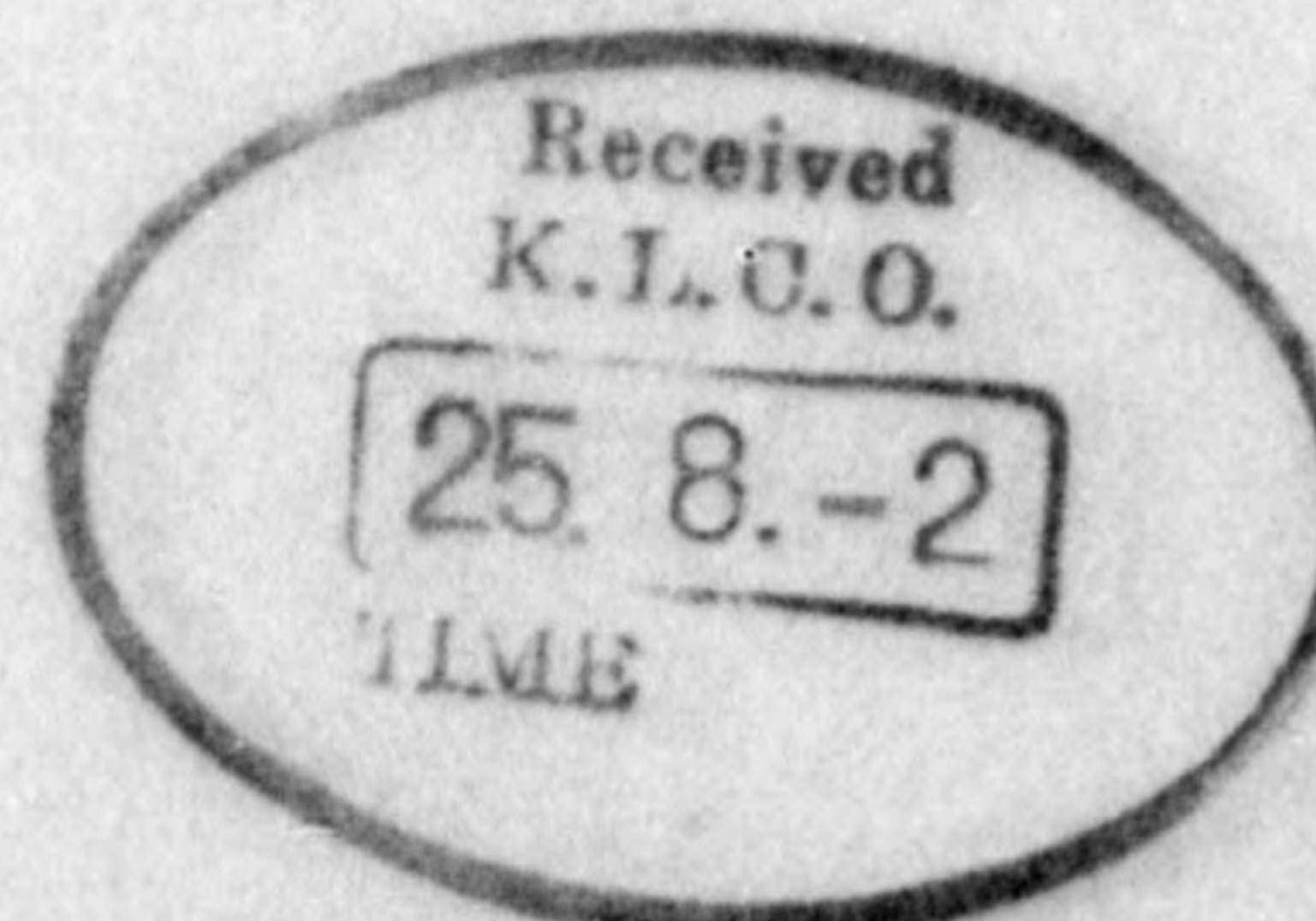
SUBJECT: Monthly Forestry Report

TO: Chief,
Headquarters Kanto Civil Affairs Region,
APO 201
(Attention: Natural Resources Division,
Economic Section)

• Inclosed herein is the above monthly report for
the month of July 1950.

Jukichi Kodaira
JUKICHI KODAIRA
Governor,
Tochigi Pref.

JK/Rimmu-ka/cy-hk



Monthly Forestry Report

Tochigi Pref. Forestry
Affairs Section

For July 1950

1. Total seedling nursery area and number of seedling in growth by species.
 - (1) Total seedling nursery area: 135 cho 3 tan 4 se
 - (2) Number of seedlings in growth by species and area.

<u>Species</u>	<u>Quantity</u>	<u>Area</u> TAN
Cryptomeria	1,250 SHO(seed) 18,076,000	736.1
Japanese cypress	1,880 SHO(seed) 12,227,000	227.8
Chamaecyparis pisifera	5 SHO(seed) 40,000	21.5
Japanese red pine	150 SHO(seed) 210,000	52.9
Pinus thumbergii	43 SHO(seed) 175,000	4.4
Quercus serrata	6,810 SHO(seed) 700,000	158.5
Others	40,000 10,000 (seed)	.
Total	10,138 SHO(seed) 31,468,000	1,202.7

2. Area of denuded land reforested by kind and planting area of seedlings.

<u>Species</u>	<u>Area</u>
Cryptomeria	339 CHO
Japanese cypress	4

<u>Species</u>	<u>Area</u>
Japanese red pine	161 CHO
Other needle-leaf tree	9
Quercus serrata	168
Other broad-leaved tree	41
Total	602

3. Conservation method to include insect and disease prevention.

None

4. Fire control, bush clearance and logging operations to include amount of timber harvested for specific purposes.

None

5. Dissolution of production groups and establishment of cooperative associations.

(1) Dissolution of production groups

None

(2) On progress of establishing medium and small enterprise cooperative associations

Lumber concern: None

Charcoal concern

<u>Name of Association</u>	<u>Date established</u>	<u>Location</u>
Tochigi Charcoal Cooperative Assn.	23 Feb. '50	275 Hanawada-cho, Utsunomiya City.
Sakagawa "	19 June '50	2-752 II, Sakagawa-mura, Haga-gun.
Kurobane "	4 July '50	6 Tamachi, Kurobane-machi, Nasu-gun.

775013

HEADQUARTERS KACAR
Economics Section
APO 500

Date 24 Aug

FROM	TO	
<i>JK</i>		Chief, Econ. Sec. <i>JK</i>
<i>JK</i>	1	Dist. & Ind. Div. <i>JK</i>
<i>JK</i>	2	Nat'l. Res. Div. <i>JK</i>
	3	Labor Rel. Div. <i>JK</i>
	4	Chief Clerk <i>JK</i>

T. S. KO
 T. M.
 O. RO
 K. MOIO
 YOSHIKAWA
 HOSHIKAWA
 MACCURDY
 PREF. FILE
 FILE

REMARKS:

775013

QUARTERS TMGT
APO 181

Date 29 Jul 50 1949

TO	FROM	TO	FROM
	C.O.	<i>DM</i>	Labor
	Ex. O	<i>7</i>	PH
	Adj	<i>7</i>	PW
<i>7</i>	Sgt. Maj.	<i>7</i>	CPC Whse
	Pers. Sgt.	<i>MR</i>	Orderly Rm
<i>7</i>	Econ.		Motor Pool
	CI		Bk of Japan
	CE		Korean Affairs
	Legal		

REMARKS:

Please return
R

TOCHIGI PREFECTURAL GOVERNMENT

Utsunomiya City, Tochigi prefecture.

Copy

Ref. No. 869
24 July 1950SUBJECT: Setup of Liaison Council Room and Hotels
for Japanese Interpreter's.TO : Chief,
Kanto Coordination and Liaison Office, Tokyo.
→ (Copy to Headquarters, Kanto Civil Affairs Region).

This is to inform you as follows:

We have set up the Council Room for Liaison Business on 20 July 1950 in the Prefectural Liaison Section solely to facilitate adequate proceeding of conversation between the inspectors from the KCAR and our prefectural officials.

We would take this opportunity to inform you of the below mentioned hotels we have been reserving for Japanese interpreters who come in this Prefecture with American inspectors.

Following is the specific remark on the above.

1. Liaison Council Room.

The above room will usually be used for conversation between the inspectors from KCAR and the prefectural officials, except the cases where the conversation will be made personally with the Prefectural Department Directors and upper levels who have their own room.

2. Following hotels in Utsunomiya for the Japanese interpreters or clerks accompanying the inspectors have been available at the expense of about 30% deduction of their ordinary charges.

(a) Furusato (1st class hotel) furnished with rooms either of western or Japanese style.

Overnight charges with two times of meal: ¥500.
Charge for lunch: ¥50.

(b) Yahatakan (4th class inn)

3 Japanese rooms on the 3rd ^{STORY} ~~stories~~ are available.
Overnight charges with two times of meal: ¥400
Charger for lunch: ¥50.

(c) Mutsumi Kaikan (Prefectural Officials club)

2 Japanese rooms on the upstairs are available.
Overnight charges with three times of meal: ¥300.

JK/Shogai-ka/tt-mh

JUKICHI KODAIRA
Governor,
Tochigi Pref.

Techigi

Kanto Liaison & Coordination Office
Japanese Government

BUCHKO	<i>[initials]</i>
LATHAM	<i>[initials]</i>
O-SERVO	<i>[initials]</i>
KIMO.O	<i>[initials]</i>
YOSHOKA	<i>[initials]</i>
HOSHIMYA	<i>[initials]</i>
MACCUDY	<i>[initials]</i>
PREF. FILE	<i>[initials]</i>
FILE	<i>[initials]</i>

Delivery Sheet

(TO: Natural Resources Division)

No. 872

11 June 1900

Techigi Prefectural Government

1st Quarterly / Report of Payment and Collection Progress
on Unreclaimed Land

Saitama Prefectural Government

Concerning Partial Correction of Figures in Quarterly Report (SLO-580)

Report on Preliminary Education for Newly Appointed Farm Advisors
(SLO-581)



Kanto
Liaison & Coordination Office

[Signature]
S. Saiga, officer in charge

Delivery Sheet

(TO: Natural Resources Division)

No. 872

11 June 1960

Tochigi Prefectural Government

1st Quarterly Report of Payment and Collection Progress
on Unreclaimed Land

Saitama Prefectural Government

Concerning Partial Correction of Figures in Quarterly Report (SLO-580)

Report on Preliminary Education for Newly Appointed Farm Advisors
(SLO-581)

Kanto
Liaison & Coordination Office

S. Saiga, officer in charge

TOCHIGI PREFECTURAL GOVERNMENT

Utsunomiya City, Tochigi prefecture.

Ref. No. 831
7 July 1950

SUBJECT: 1st Quarterly Report of Payment and Collection
Progress on Unreclaimed Land.

TO ; Chief,
Headquarters Kanto Civil Affairs Region,
APO 201
(Attention: Natural Resources Division,
Economic Section).

Submitted herein enclosed is on the above
subject which is based on the Instruction from the
Director of the Agricultural Land Bureau, Ministry of
Agriculture and Forestry per CHI-KYOKU-126 dated 26
January 1950.

Inclosure:

2 copies of Progress Report of Collection on
Unreclaimed Land during 1st Quarterly Period, 1950.
1 copy of Progress Report of Payment on Un-
reclaimed Land during 1st Quarterly Period, 1950.

for Akira Kamei
JUKICHI KODAIRA
Governor,
Tochigi Prefecture.

JK/Kaitaku-ka/tt-hk



1st Quarterly Report of Collection Progress on Un

As of 10 July 1950

Amount of Tentative Payment on Unrealiz

Name of Prefecture	Determined Assessment for Collection				Amount	
	This Period		Cumulative Amount up to the end of this period		During this period	Cumulative
	Number	Amount	Number	Amount		
Tochigi Pref.	25	¥24,183.97	3,212	¥4,223,201.66	¥1,034,820.81	¥5,

Report of Collection Progress on Unreclaimed Land, 1950

Reclamation Section, Tochigi Prefecture

Amount of Tentative Payment on Unreclaimed Land

Amount up to period Amount	Amount		Percentage between the amount of collection up to the end of this period and the amount of assessment of collection	Remarks
	Already Collected	Cumulative Amount up to the end of this period		
	During this period			
01.66	¥1,884,820.81	¥3,993,662.39	94.6%	

1st Quarterly Report of Collection Progress on Un

As of 10 July 1950

BY YEAR

Amount of Tentative payment on Unreclaimed

Name of Prefecture	Determined Assessment for Collection				Amount	
	This Period		Cumulative Amount up to the end of this period		During this period	Cumulative to end of period
	Number	Amount	Number	Amount		
Tochigi Pref.	0	0	326	¥170,025.75	¥8,494.00	¥

Yearly Report of Collection Progress on Unreclaimed Land, 1950

BY YEAR

Reclamation Section, Tochigi Prefecture

Amount of Tentative payment on Unreclaimed Land

Amount up to a period Amount	Amount Already Collected		Percentage between the amount of col- lection up to the end of this period and the amount of assessment of col- lection	Remarks
	During this period	Cumulative Amount up to the end of this period		
170,025.75	¥8,494.00	¥157,415.44	92.6%	

As of 5 June 1950

Reclamation Section, Tochigi Prefecture

When purchased		Total cases and amount for payment				Orders and amount of m period	
		No. of orders	Cash (Yen)	Security (Unit: ¥1,000)	Total (Yen)	No. of orders	Cash (Yen)
31 March 1947	A	-	-	-	-	-	-
2 July 1947	B	404	166,650.50	2,319	2,485,650.50	2	1,412.24
2 Oct. 1947	C	1,275	465,257.78	1,443	1,908,257.78	54	12,144.91
2 Dec. 1947	D	457	108,924.71	110	218,924.71	30	7,845.38
2 Feb. 1948	E	-	-	-	-	-	-
2 Mar. 1948	F	1,202	345,240.59	1,017	1,364,240.59	58	18,006.71
2 July 1948	G	1,221	355,864.88	617	972,864.88	72	22,992.52
2 Oct. 1948	H	306	144,816.32	412	556,810.32	21	9,171.80
2 Dec. 1948	I	440	118,673.75	151	269,673.75	39	11,752.46
31 Dec. 1948	J	-	-	-	-	-	-
3 Mar. 1949	K	660	236,081.00	506	742,081.00	58	21,946.25
2 July 1949	L	508	166,674.78	238	404,674.78	241	81,732.46
2 Oct. 1949	M	421	360,518.73		360,518.73	161	159,983.60
2 Dec. 1949	N	67	33,781.31		33,781.31	18	16,528.26
2 Mar. 1950	O	198	94,276.21		94,276.21	45	27,106.44
Total		7,159	2,596,760.56	6,815	9,411,760.56	798	390,623.03

1st Quarterly Report of Payment on Unreclaimed Land, 1950

Orders and amount of money paid during this period				Cumulative no. of orders and amount paid up to the end of this period				Cumulative paid up
No. of orders	Cash (Yen)	Security (Unit: ¥ 1,000)	Total (Yen)	No. of orders	Cash (Yen)	Security (Unit: ¥ 1,000)	Total (Yen)	No. of orders
-	-	-	-	-	-	-	-	-
2	1,412.24	-	1,412.24	374	151,138.32	2,315	2,466,138.32	376
54	12,144.91	95	107,144.91	1,162	425,550.15	1,122	1,547,550.15	1,216
30	7,845.38	10	17,845.38	385	85,955.30	81	166,955.30	415
-	-	-	-	-	-	-	-	-
58	18,006.71	23	41,006.71	1,128	321,442.66	977	1,298,442.66	1,186
72	22,992.52	22	44,992.52	1,076	307,544.74	574	881,544.74	1,148
21	9,171.80	14	23,171.80	238	83,361.60	292	375,361.60	259
39	11,752.46	25	36,752.46	322	110,290.59	110	220,290.59	361
-	-	-	-	-	-	-	-	-
58	21,946.25	66	87,946.25	591	212,661.08	408	620,661.08	649
241	81,732.46	114	195,732.46	0				241
161	159,983.60		159,983.60	0				161
18	16,528.26		16,528.26	0				18
45	27,106.44		27,106.44	0				45
798	890,623.03	369	759,623.03	5,277	1,697,944.44	5,879	7,576,944.44	6,075

Amount paid up to	Cumulative no. of orders and amount of money paid up to the end of this month				Percentage between actual payment and total no. of cases and amount which must be paid		
	Total (Yen)	No. of orders	Cash (Yen)	Security (Unit: ¥1,000)	Total (Yen)	No. of orders	Amount
-	-	-	-	-	-	-	-
5	2,466,138.32	376	152,550.56	2,315	2,467,550.56	93.1	99.3
22	1,547,550.15	1,216	437,695.06	1,217	1,654,695.06	95.4	86.7
31	166,955.30	415	93,800.68	91	184,800.68	90.8	84.4
-	-	-	-	-	-	-	-
77	1,298,442.66	1,186	339,449.37	1,000	1,339,449.37	98.7	98.2
74	881,544.74	1,148	330,537.26	596	926,537.26	94.0	95.2
92	375,361.60	259	92,533.40	306	298,533.40	84.6	71.6
0	220,290.59	361	122,043.05	135	257,043.05	89.4	95.3
-	-	-	-	-	-	-	-
8	620,661.08	649	234,607.33	474	708,607.33	98.3	95.5
		241	81,732.46	114	195,732.46	47.4	48.4
		161	159,983.60		159,983.60	38.2	44.4
		18	16,528.26		16,528.26	24.9	48.9
		45	27,106.44		27,106.44	22.7	28.8
9	7,576,944.44	6,075	2,088,567.47	6,248	8,336,567.47	84.8	87.6

775013

BUCHKO	
LATHAM	<i>mt</i>
O'ORIO	
KIMO, O	
YOSHIOKA	
HOSIMUYA	
MURDY	
PREF. FILE	<input checked="" type="checkbox"/>
FILE	

per pref. file

TOCHIGI PREFECTURAL GOVERNMENT

Utsunomiya City, Tochigi prefecture.

Ref. No. 777
26 June, 1950SUBJECT: Monthly Report of Home Demonstration Agents
Anticipated Activities.TO: Chief,
Headquarters Kanto Civil Affairs Region,
APO 201
(Attention: ~~Civil Education Section~~
actual resource Div.)Following is the report on the above subject for
the month of July.Schedule in JulyAs of 23 June, 1950
Tochigi Pref. Agr.
Improvement Section.

1. Meeting
 - a. Monthly council for nutritionists
On 1st Monday (3rd)
 - b. Research meeting of scientific livelihood
5 times on every Sunday (in the evening)
2. Field trip
 - a. To Nishinasuno 1 time in early-month
Guidance for making hand-made better
kitchen-range.
 - b. To Higashinasuno-mura 1 time in early-month
Actual guidance for making jointly-used
bread toaster

- 1 -

