

Group XV. No. 327

Price 10 cents

SPALDING'S

ATHLETIC LIBRARY

PYRAMID BUILDING

WITHOUT APPARATUS

PART
I.

GV
537
.C8



By W. J. CROMIE

AMERICAN SPORTS PUBLISHING CO.

21 Warren Street, New York




Class GV537

Book .C8

Copyright N^o _____

COPYRIGHT DEPOSIT

Spalding's Athletic Library



A. G. SPALDING

Anticipating the present tendency of the American people toward a healthful method of living and enjoyment, Spalding's Athletic Library was established in 1892 for the purpose of encouraging athletics in every form, not only by publishing the official rules and records pertaining to the various pastimes, but also by instructing, until to-day Spalding's Athletic Library is unique in its own particular field and has been conceded the greatest educational series on athletic and physical training subjects that has ever been compiled.

The publication of a distinct series of books devoted to athletic sports and pastimes and designed to occupy the premier place in America in its class was an early idea of Mr. A. G. Spalding, who was one of the first in America to publish a handbook devoted to athletic sports, Spalding's Official Base Ball Guide being the initial

number, which was followed at intervals with other handbooks on the sports prominent in the '70s.

Spalding's Athletic Library has had the advice and counsel of Mr. A. G. Spalding in all of its undertakings, and particularly in all books devoted to the national game. This applies especially to Spalding's Official Base Ball Guide and Spalding's Official Base Ball Record, both of which receive the personal attention of Mr. A. G. Spalding, owing to his early connection with the game as the leading pitcher of the champion Boston and Chicago teams of 1872-76. His interest does not stop, however, with matters pertaining to base ball; there is not a sport that Mr. Spalding does not make it his business to become familiar with, and that the Library will always maintain its premier place, with Mr. Spalding's able counsel at hand, goes without saying.

The entire series since the issue of the first number has been under the direct personal supervision of Mr. James E. Sullivan, President of the American Sports Publishing Company, and the total series of consecutive numbers reach an aggregate of considerably over three hundred, included in which are many "annuals," that really constitute the history of their particular sport in America year by year, back copies of which are even now eagerly sought for, constituting as they do the really first authentic records of events and official rules that have ever been consecutively compiled.

When Spalding's Athletic Library was founded, seventeen years ago, track and field athletics were practically unknown outside the larger colleges and a few athletic clubs in the leading cities, which gave occasional meets, when an entry list of 250 competitors was a subject of comment; golf was known only by a comparatively few persons; lawn tennis had some vogue and base ball was practically the only established field

EDITORS OF SPALDING'S ATHLETIC LIBRARY

sport, and that in a professional way; basket ball had just been invented; athletics for the schoolboy—and schoolgirl—were almost unknown, and an advocate of class contests in athletics in the schools could not get a hearing. To-day we find the greatest body of athletes in the world is the Public Schools Athletic League of Greater New York, which has had an entry list at its annual games of over two thousand, and in whose "elementary series" in base ball last year 106 schools competed for the trophy emblematic of the championship.

While Spalding's Athletic Library cannot claim that the rapid growth of athletics in this country is due to it solely, the fact cannot be denied that the books have had a great deal to do with its encouragement, by printing the official rules and instructions for playing the various games at a nominal price, within the reach of everyone, with the sole object that its series might be complete and the one place where a person could look with absolute certainty for the particular book in which he might be interested.

In selecting the editors and writers for the various books, the leading authority in his particular line has been obtained, with the result that no collection of books on athletic subjects can compare with Spalding's Athletic Library for the prominence of the various authors and their ability to present their subjects in a thorough and practical manner.

A short sketch of a few of those who have edited some of the leading numbers of Spalding's Athletic Library is given herewith:



JAMES E. SULLIVAN

President American Sports Publishing Company; entered the publishing house of Frank Leslie in 1878, and has been connected continuously with the publishing business since then and also as athletic editor of various New York papers; was a competing athlete; one of the organizers of the Amateur Athletic Union of the United States; has been actively on its board of governors since its organization until the present time, and President for two successive terms; has attended every championship meeting in America since 1879 and has officiated in some capacity in connection with American amateur championships track and field games for nearly twenty-five years; assistant American director Olympic Games, Paris, 1900; director Pan-American Exposition athletic department, 1901; chief department physical culture Louisiana Purchase Exposition, St. Louis, 1904; secretary American Committee Olympic Games, at Athens, 1906; honorary director of Athletics at Jamestown Exposition, 1907; secretary American Committee Olympic Games, at London, 1908; member of the Pastime A. C., New York; honorary member Missouri A. C., St. Louis; honorary member Olympic A. C., San Francisco; ex-president Pastime A. C., New Jersey A. C., Knickerbocker A. C.; president Metropolitan Association of the A. A. U. for fifteen years; president Outdoor Recreation League; with Dr. Luther H. Gulick organized the Public Schools Athletic League of New York, and is now chairman of its games committee and member executive committee; was a pioneer in playground work and one of the organizers of the Outdoor Recreation League of New York; appointed by President Roosevelt as special commissioner to the Olympic Games at Athens, 1906, and decorated by King George I. of the Hellenes (Greece) for his services in connection with the Olympic Games; appointed special commissioner by President Roosevelt to the Olympic Games at London, 1908; appointed by Mayor McClellan, 1908, as member of the Board of Education of Greater New York.

WALTER CAMP



For quarter of a century Mr. Walter Camp of Yale has occupied a leading position in college athletics. It is immaterial what organization is suggested for college athletics, or for the betterment of conditions, insofar as college athletics is concerned, Mr. Camp has always played an important part in its conferences, and the great interest in and high plane of college sport to-day, are undoubtedly due more to Mr. Camp than to any other individual. Mr. Camp has probably written more on college athletics than any other writer and the leading papers and magazines of America are always anxious to secure his expert opinion on foot ball, track and field athletics, base ball and rowing. Mr. Camp has grown up with Yale athletics and is a part of Yale's remarkable athletic system. While he has been designated as the "Father of Foot Ball," it is a well known fact that during his college career Mr. Camp was regarded as one of the best players that ever represented Yale on the base ball field, so when we hear of Walter Camp as a foot ball expert we must also remember his remarkable knowledge of the game of base ball, of which he is a great admirer. Mr. Camp has edited Spalding's Official Foot Ball Guide since it was first published, and also the Spalding Athletic Library book on How to Play Foot Ball. There is certainly no man in American college life better qualified to write for Spalding's Athletic Library than Mr. Camp.

DR. LUTHER HALSEY GULICK



The leading exponent of physical training in America; one who has worked hard to impress the value of physical training in the schools; when physical training was combined with education at the St. Louis Exposition in 1904 Dr. Gulick played an important part in that congress; he received several awards for his good work and had many honors conferred upon him; he is the author of a great many books on the subject; it was Dr. Gulick, who, acting on the suggestion of James E. Sullivan, organized the Public Schools Athletic League of Greater New York, and was its first Secretary; Dr. Gulick was also for several years Director of Physical Training in the public schools of Greater New York, resigning the position to assume the Presidency of the Playground Association of America. Dr. Gulick is an authority on all subjects pertaining to physical training and the study of the child.

JOHN B. FOSTER



Successor to the late Henry Chadwick ("Father of Base Ball") as editor of Spalding's Official Base Ball Guide; sporting editor of the New York Evening Telegram; has been in the newspaper business for many years and is recognized throughout America as a leading writer on the national game; a staunch supporter of organized base ball, his pen has always been used for the betterment of the game.

EDITORS OF SPALDING'S ATHLETIC LIBRARY



TIM MURNANE

Base Ball editor of the Boston Globe and President of the New England League of Base Ball Clubs; one of the best known base ball men of the country; known from coast to coast; is a keen follower of the game and prominent in all its councils; nearly half a century ago was one of America's foremost players; knows the game thoroughly and writes from the point of view both of player and an official.



HARRY PHILIP BURCHELL

Sporting editor of the New York Times; graduate of the University of Pennsylvania; editor of Spalding's Official Lawn Tennis Annual; is an authority on the game; follows the movements of the players minutely and understands not only tennis but all other subjects that can be classed as athletics; no one is better qualified to edit this book than Mr. Burchell.



GEORGE T. HEPBRON

Former Young Men's Christian Association director; for many years an official of the Athletic League of Young Men's Christian Associations of North America; was connected with Dr. Luther H. Gulick in Young Men's Christian Association work for over twelve years; became identified with basket ball when it was in its infancy and has followed it since, being recognized as the leading exponent of the official rules; succeeded Dr. Gulick as editor of the Official Basket Ball

Guide and also editor of the Spalding Athletic Library book on How to Play Basket Ball.



JAMES S. MITCHEL

Former champion weight thrower; holder of numerous records, and is the winner of more championships than any other individual in the history of sport; Mr. Mitchel is a close student of athletics and well qualified to write upon any topic connected with athletic sport; has been for years on the staff of the New York Sun.

EDITORS OF SPALDING'S ATHLETIC LIBRARY

MICHAEL C. MURPHY



The world's most famous athletic trainer; the champion athletes that he has developed for track and field sports, foot ball and base ball fields, would run into thousands; he became famous when at Yale University and has been particularly successful in developing what might be termed championship teams; his rare good judgment has placed him in an enviable position in the athletic world; now with the University of Pennsylvania; during his career has trained only at two colleges and one athletic club, Yale and the

University of Pennsylvania and Detroit Athletic Club; his most recent triumph was that of training the famous American team of athletes that swept the field at the Olympic Games of 1908 at London.

DR. C. WARD CRAMPTON



Succeeded Dr. Gulick as director of physical training in the schools of Greater New York; as secretary of the Public Schools Athletic League is at the head of the most remarkable organization of its kind in the world; is a practical athlete and gymnast himself, and has been for years connected with the physical training system in the schools of Greater New York, having had charge of the High School of Commerce.

DR. GEORGE J. FISHER



Has been connected with Y. M. C. A. work for many years as physical director at Cincinnati and Brooklyn, where he made such a high reputation as organizer that he was chosen to succeed Dr. Luther H. Gulick as Secretary of the Athletic League of Y. M. C. A.'s of North America, when the latter resigned to take charge of the physical training in the Public Schools of Greater New York.

DR. GEORGE ORTON



On athletics, college athletics, particularly track and field, foot ball, soccer foot ball, and training of the youth, it would be hard to find one better qualified than Dr. Orton; has had the necessary athletic experience and the ability to impart that experience intelligently to the youth of the land; for years was the American, British and Canadian champion runner.

EDITORS OF SPALDING'S ATHLETIC LIBRARY



FREDERICK R. TOOMBS

A well known authority on skating, rowing, boxing, racquets, and other athletic sports; was sporting editor of American Press Association, New York; dramatic editor; is a lawyer and has served several terms as a member of Assembly of the Legislature of the State of New York; has written several novels and historical works.



R. L. WELCH

A resident of Chicago; the popularity of indoor base ball is chiefly due to his efforts; a player himself of no mean ability; a first-class organizer; he has followed the game of indoor base ball from its inception.



DR. HENRY S. ANDERSON

Has been connected with Yale University for years and is a recognized authority on gymnastics; is admitted to be one of the leading authorities in America on gymnastic subjects; is the author of many books on physical training.



CHARLES M. DANIELS

Just the man to write an authoritative book on swimming; the fastest swimmer the world has ever known; member New York Athletic Club swimming team and an Olympic champion at Athens in 1906 and London, 1908. In his book on Swimming, Champion Daniels describes just the methods one must use to become an expert swimmer.



GUSTAVE BOJUS

Mr. Bojus is most thoroughly qualified to write intelligently on all subjects pertaining to gymnastics and athletics; in his day one of America's most famous amateur athletes; has competed successfully in gymnastics and many other sports for the New York Turn Verein; for twenty years he has been prominent in teaching gymnastics and athletics; was responsible for the famous gymnastic championship teams of Columbia University; now with the Jersey City high schools.

EDITORS OF SPALDING'S ATHLETIC LIBRARY



CHARLES JACOBUS

Admitted to be the "Father of Roque;" one of America's most expert players, winning the Olympic Championship at St. Louis in 1904; an ardent supporter of the game and follows it minutely, and much of the success of roque is due to his untiring efforts; certainly there is no one better qualified to write on this subject than Mr. Jacobus.



DR. E. B. WARMAN

Well known as a physical training expert; was probably one of the first to enter the field and is the author of many books on the subject; lectures extensively each year all over the country.



W. J. CROMIE

Now with the University of Pennsylvania; was formerly a Y. M. C. A. physical director; a keen student of all gymnastic matters; the author of many books on subjects pertaining to physical training.



G. M. MARTIN

By profession a physical director of the Young Men's Christian Association; a close student of all things gymnastic, and games for the classes in the gymnasium or clubs.



PROF. SENAC

A leader in the fencing world; has maintained a fencing school in New York for years and developed a great many champions; understands the science of fencing thoroughly and the benefits to be derived therefrom.

SPALDING ATHLETIC LIBRARY

Giving the Titles of all Spalding Athletic Library Books now
in print, grouped for ready reference

SPALDING OFFICIAL ANNUALS

No. 1	Spalding's Official	Base Ball Guide
No. 1A	Spalding's Official	Base Ball Record
No. 2	Spalding's Official	Foot Ball Guide
No. 2A	Spalding's Official	Soccer Foot Ball Guide
No. 3	Spalding's Official	Cricket Guide
No. 4	Spalding's Official	Lawn Tennis Annual
No. 5	Spalding's Official	Golf Guide
No. 6	Spalding's Official	Ice Hockey Guide
No. 7	Spalding's Official	Basket Ball Guide
No. 8	Spalding's Official	Bowling Guide
No. 9	Spalding's Official	Indoor Base Ball Guide
No. 10	Spalding's Official	Roller Polo Guide
No. 12	Spalding's Official	Athletic Almanac

Group I.

Base Ball

No. 1	<i>Spalding's Official Base Ball Guide.</i>
No. 202	How to Play Base Ball.
No. 223	How to Bat.
No. 232	How to Run Bases.
No. 230	How to Pitch.
No. 229	How to Catch.
No. 225	How to Play First Base.
No. 226	How to Play Second Base.
No. 227	How to Play Third Base.
No. 228	How to Play Shortstop.
No. 224	How to Play the Outfield.
No. 231.	How to Organize a Base Ball Club. [League.
	How to Organize a Base Ball Club.
	How to Manage a Base Ball Club.
	How to Train a Base Ball Team
	How to Captain a Base Ball Team
No. 219.	How to Umpire a Game. [Team Technical Base Ball Terms.
	Ready Reckoner of Base Ball Percentages.

BASE BALL AUXILIARIES

No. 1A	Official Base Ball Record.
No. 319.	Minor League Base Ball Guide
No. 320.	Official Book National League of Prof. Base Ball Clubs.
No. 321	Official Handbook National Playground Ball Assn.

Group II.

Foot Ball

No. 2	<i>Spalding's Official Foot Ball Guide.</i>
No. 324	How to Play Foot Ball.
No. 2A	<i>Spalding's Official Soccer Foot Ball Guide.</i>
No. 286	How to Play Soccer.

FOOT BALL AUXILIARY

No. 332	Spalding's Official Canadian Foot Ball Guide.
---------	---

Group III.

Cricket

No. 3	<i>Spalding's Official Cricket Guide.</i>
No. 277	Cricket and How to Play It.

Group IV.

Lawn Tennis

No. 4	<i>Spalding's Official Lawn Tennis Annual.</i>
No. 157	How to Play Lawn Tennis.
No. 279	Strokes and Science of Lawn Tennis.

Group V.

Golf

No. 5	<i>Spalding's Official Golf Guide</i>
No. 276	How to Play Golf.

Group VI.

Hockey

No. 6	<i>Spalding's Official Ice Hockey Guide.</i>
No. 304	How to Play Ice Hockey.
No. 154	Field Hockey.
No. 188	{Lawn Hockey.
	{Parlor Hockey.
No. 180	{Garden Hockey.
	{Ring Hockey.

HOCKEY AUXILIARY

No. 256	Official Handbook Ontario Hockey Association.
---------	---

Group VII.

Basket Ball

No. 7	<i>Spalding's Official Basket Ball Guide.</i>
No. 193	How to Play Basket Ball.
No. 318	Basket Ball Guide for Women.

BASKET BALL AUXILIARY

No. 323	Official Collegiate Basket Ball Handbook.
---------	---

ANY OF THE ABOVE BOOKS MAILED POSTPAID UPON RECEIPT OF 10 CENTS

SPALDING ATHLETIC LIBRARY

Group VIII. Bowling
 No. 8 *Spalding's Official Bowling Guide.*

Group IX. Indoor Base Ball
 No. 9 *Spalding's Official Indoor Base Ball Guide.*

Group X. Polo
 No. 10 *Spalding's Official Roller Polo Guide.*

No. 129 Water Polo.
 No. 199 Equestrian Polo.

Group XI. Miscellaneous Games

No. 201 Lacrosse.
 No. 322 Official Handbook U. S. Inter-collegiate Lacrosse League.
 No. 248 Archery.
 No. 138 Croquet.
 No. 271 Roque.
 No. 194 {Racquets.
 {Squash-Racquets.
 {Court Tennis.
 No. 13 Hand Ball.
 No. 167 Quoits.
 No. 170 Push Ball.
 No. 14 Curling.
 No. 207 Lawn Bowls.
 No. 188 Lawn Games.
 No. 189 Children's Games.

Group XII. Athletics

No. 12 *Spalding's Official Athletic Almanac.*
 No. 27 College Athletics.
 No. 182 All Around Athletics.
 No. 156 Athletes' Guide.
 No. 87 Athletic Primer.
 No. 273 Olympic Games: at Athens, 1906
 No. 252 How to Sprint.
 No. 255 How to Run 100 Yards.
 No. 174 Distance and Cross Country Running. [Thrower.
 No. 259 How to Become a Weight
 No. 55 Official Sporting Rules. [boys.
 No. 246 Athletic Training for School-

ATHLETIC AUXILIARIES

No. 311 Amateur Athletic Union Official Handbook. [book.
 No. 316 Intercollegiate Official Handbook.
 No. 302 Y. M. C. A. Official Handbook.
 No. 313 Public Schools Athletic League Official Handbook.
 No. 314 Public Schools Athletic League Official Handbook—Girls' Branch.
 No. 308 Official Handbook New York Interscholastic Athletic Association
 No. 317 Marathon Running.
 No. 331 Schoolyard Athletics.

Group XIII. Athletic Accomplishments

No. 177 How to Swim.
 No. 296 Speed Swimming.
 No. 128 How to Row.
 No. 209 How to Become a Skater.
 No. 178 How to Train for Bicycling.
 No. 23 Canoeing.
 No. 282 Roller Skating Guide.

Group XIV. Manly Sports

No. 18 Fencing. (By Breck.)
 No. 162 Boxing.
 No. 165 Fencing. (By Senac.)
 No. 140 Wrestling.
 No. 236 How to Wrestle.
 No. 102 Ground Tumbling.
 No. 233 Jiu Jitsu.
 No. 166 How to Swing Indian Clubs.
 No. 200 Dumb Bell Exercises.
 No. 143 Indian Clubs and Dumb Bells.
 No. 262 Medicine Ball Exercises.
 No. 29 Pulley Weight Exercises.
 No. 191 How to Punch the Bag.
 No. 289 Tumbling for Amateurs.
 No. 326 Professional Wrestling.

Group XV. Gymnastics

No. 104 Grading of Gymnastic Exercises.
 No. 214 Graded Calisthenics and Dumb Bell Drills.
 No. 254 Barnjum Bar Bell Drill.
 No. 158 Indoor and Outdoor Gymnastic Games.
 No. 124 How to Become a Gymnast.
 No. 287 Fancy Dumb Bell and Marching Drills.
 No. 327 Pyramid Building Without Apparatus.
 No. 328 Exercises on the Parallel Bars.
 No. 329 Pyramid Building with Wands, Chairs and Ladders

Group XVI. Physical Culture

No. 161 Ten Minutes' Exercise for Busy Men. [giene.
 No. 208 Physical Education and Hy-
 No. 149 Scientific Physical Training and Care of the Body.
 No. 142 Physical Training Simplified.
 No. 185 Hints on Health.
 No. 213 285 Health Answers.
 No. 233 Muscle Building. [ning.
 No. 234 School Tactics and Maze Run-
 No. 261 Tensing Exercises. [nastics.
 No. 285 Health by Muscular Gym-
 No. 283 Indigestion Treated by Gym-
 No. 290 Get Well; Keep Well. [nastics.
 No. 325 Twenty-Minute Exercises.
 No. 330 Physical Training for the School and Class Room.

SPALDING ATHLETIC LIBRARY

Group I. Base Ball

No. 1—Spalding's Official Base Ball Guide.

The leading Base Ball annual of the country, and the official authority of the game. Contains the official playing rules, with an explanatory index of the rules compiled by Mr. A. G. Spalding; pictures of all the teams in the National, American and minor leagues; reviews of the season; college Base Ball, and a great deal of interesting information. Price 10 cents.

No. 212—How to Play Base Ball.

Edited by Tim Murnane. New and revised edition. Illustrated with pictures showing how all the various curves and drops are thrown and portraits of leading players. Price 10 cents.

No. 223—How to Bat.

There is no better way of becoming a proficient batter than by reading this book and practicing the directions. Numerous illustrations. Price 10 cents.

No. 232—How to Run the Bases.

This book gives clear and concise directions for excelling as a base runner; tells when to run and when not to do so; how and when to slide; team work on the bases; in fact, every point of the game is thoroughly explained. Illustrated. Price 10 cents.

No. 230—How to Pitch.

A new, up-to-date book. Its contents are the practical teaching of men who have reached the top as pitchers, and who know how to impart a knowledge of their art. All the big leagues' pitchers are shown. Price 10 cents.

No. 229—How to Catch.

Every boy who has hopes of being a clever catcher should read how well-known players cover their position. Pictures of all the noted catchers in the big leagues. Price 10 cents.

No. 227—How to Play First Base.

Illustrated with pictures of all the prominent first basemen. Price 10 cents.

No. 226—How to Play Second Base.

The ideas of the best second basemen have been incorporated in this book for the especial benefit of boys who want to know the fine points of play at this point of the diamond. Price 10 cents.

No. 227—How to Play Third Base.

Third base is, in some respects, the most important of the infield. All the points explained. Price 10 cents.

No. 228—How to Play Shortstop.

Shortstop is one of the hardest positions on the infield to fill, and quick thought and quick action are necessary for a player who expects to make good as a shortstop. Illus. Price 10 cents.

No. 224—How to Play the Outfield.

An invaluable guide for the outfielder. Price 10 cents

No. 231—How to Catch: How to Catch in Tennis; How to Manage a Tennis; How to Umpire; How to Organize a League; Technical Terms of Base Ball.

A useful guide. Price 10 cents.

No. 219—Ready Reckoner of Base Ball Percentages.

To supply a demand for a book which would show the percentage of clubs without recourse to the arduous work of figuring, the publishers had these tables compiled by an expert. Price 10 cents.

BASE BALL AUXILIARIES.

No. 1A—Spalding's Official Base Ball Record.

Something new in Base Ball. Contains records of all kinds from the beginning of the National League and official averages of all professional organizations for past season. 10 cents.

No. 319—Minor League Base Ball Guide.

The minors' own guide. Edited by President T. H. Murnane, of the New England League. Price 10 cents.

No. 320—Official Handbook of the National League of Professional Base Ball Clubs.

Contains the Constitution, By-Laws, Official Rules, Averages, and schedule of the National League for the current year, together with list of club officers and reports of the annual meetings of the League. Price 10 cents.

No. 321—Official Handbook of the National Playground Ball Association.

This game is specially adapted for playgrounds, parks, etc., is spreading rapidly. The book contains a description of the game, rules and officers. Price 10 cents.

Group II. Foot Ball

No. 2—Spalding's Official Football Guide.

Edited by Walter Camp, with diagram of field. All-America teams as selected by the leading authorities; reviews of the game from various sections of the country; scores; pictures. Price 10 cents.

No. 324—How to Play Football.

Edited by Walter Camp, of Yale. Everything that a beginner wants to know and many points that an expert will be glad to learn. Snapshots of leading teams and players in action, with comments by Walter Camp. Price 10 cents.

No. 2A—Spalding's Official Association Soccer Football Guide.

A complete and up-to-date guide to the "Soccer" game in the United States, containing instructions for playing the game, official rules, and interesting news from all parts of the country. Illustrated. Price 10 cents.

No. 286—How to Play Soccer.

How each position should be played, written by the best player in England in his respective position, and illustrated with full-page photographs of players in action. Price 10 cents.

FOOT BALL AUXILIARIES.

No. 332—Spalding's Official Canadian Football Guide.

The official book of the game in Canada. Price 10 cents.

Group III. Cricket

No. 3—Spalding's Official Cricket Guide.

The most complete year book of the game that has ever been published in America. Reports of special matches, official rules and pictures of all the leading teams. Price 10 cents.

No. 277—Cricket; and How to Play It.

By Prince Ranjitsinhji. The game described concisely and illustrated with full-page pictures posed especially for this book. Price 10 cents.

Group IV. Lawn Tennis

No. 4—Spalding's Official Lawn Tennis Annual.

Contents include reports of all important tournaments; official ranking from 1885 to date; laws of lawn tennis; instructions for handicapping; decisions on doubtful points; management of tournaments; directory of clubs; laying out and keeping a court. Illustrated. Price 10 cents.

No. 157—How to Play Lawn Tennis.

A complete description of lawn tennis; a lesson for beginners and directions telling how to make the most important strokes. Illustrated. Price 10 cents.

No. 279—Strokes and Selection of Lawn Tennis.

By F. A. Vail, a leading authority on the game in Great Britain. Every stroke in the game is accurately illustrated and analyzed by the author. Price 10 cents.

Group V. Golf

No. 5—Spalding's Official Golf Guide.

Contains records of all important tournaments, articles on the game in various sections of the country, pictures of prominent players, official playing rules and general items of interest. Price 10 cents.

No. 276—How to Play Golf.

By James Braid and Harry Vardon, the world's two greatest players tell how they play the game, with numerous full-page pictures of them taken on the links. Price 10 cents.

Group VI. Hockey

No. 6—Spalding's Official Ice Hockey Guide.

The official year book of the game. Contains the official rules, reports of leading teams and players, records, review of the season, reports from different sections of the United States and Canada. Price 10 cents.



SPALDING ATHLETIC LIBRARY

No. 304—How to Play Ice Hockey.

Contains a description of the duties of each player. Illustrated. Price 10 cents.

No. 154—Field Hockey.

Prominent in the sports at Vassar, Smith, Wellesley, Bryn Mawr and other leading colleges. Price 10 cents.

No. 188—Lawn Hockey, Parlor Hockey, Garden Hockey.

Containing the rules for each game. Illustrated. Price 10 cents.

No. 180—Ring Hockey.

A new game for the gymnasium. Exciting as basket ball. Price 10 cents.

HOCKEY AUXILIARY.

No. 250—Official Handbook of the Ontario Hockey Association.

Contains the official rules of the Association, constitution, rules of competition, list of officers, and pictures of leading players. Price 10 cents.

Group VII. Basket Ball

No. 7—Spalding's Official Basket Ball Guide.

Edited by George T. Hepbron. Contains the revised official rules, decisions on disputed points, records of prominent teams, reports on the game from various parts of the country. Illustrated. Price 10 cents.



No. 193—How to Play Basket Ball.

By G. T. Hepbron, editor of the Official Basket Ball Guide. Illustrated with scenes of action. Price 10 cents.

No. 318—Official Basket Ball Guide for Women.

Edited by Miss Senda Berenson, of Smith College. Contains the official playing rules and special articles on the game by prominent authorities. Illustrated. Price 10 cents.

BASKET BALL AUXILIARY.

No. 323—Collegiate Basket Ball Handbook.

The official publication of the Collegiate Basket Ball Association. Contains the official rules, records, All-America selections, reviews, and pictures. Edited by H. A. Fisher, of Columbia. Price 10 cents.

Group VIII. Bowling

No. 8—Spalding's Official Bowling Guide.

The contents include: diagrams of effective deliveries; hints to beginners; how to score; official rules; spares; how they are made; rules for cocked hat, quintet, cocked hat and feather, battle game, etc. Price 10 cents.



Indoor Group IX. Base Ball

No. 9—Spalding's Official Indoor Base Ball Guide.

America's national game is now vying with other indoor games as a winter pastime. This book contains the playing rules, pictures of leading teams, and interesting articles on the game by leading authorities on the subject. Price 10 cents.



Group X. Polo

No. 10—Spalding's Official Roller Polo Guide.

Edited by J. C. Morse. A full description of the game; official rules, records; pictures of prominent players. Price 10 cents.



No. 129—Water Polo.

The contents of this book treat of every detail, the individual work of the players, the practice of the team, how to throw the ball, with illustrations and many valuable hints. Price 10 cents.

No. 199—Equestrian Polo.

Compiled by H. L. Fitzpatrick of the New York Sun. Illustrated with portraits of leading players, and contains most useful information for polo players. Price 10 cents.

Group XI. Miscellaneous Games

No. 201—Lacrosse.

Every position is thoroughly explained in a most simple and concise manner, rendering it the best manual of the game ever published. Illustrated with numerous snapshots of important plays. Price 10 cents.

No. 305—Official Handbook U. S. Inter-Collegiate Lacrosse League.

Contains the constitution, by-laws, playing rules, list of officers and records of the association. Price 10 cents.

No. 271—Spalding's Official Rogue Guide.

The official publication of the National Rogue Association of America. Contains a description of the courts and their construction, diagrams, illustrations, rules and valuable information. Price 10 cents.

No. 138—Spalding's Official Croquet Guide.

Contains directions for playing, diagrams of important strokes, description of grounds, instructions for the beginner, terms used in the game, and the official playing rules. Price 10 cents.

No. 248—Archery.

A new and up-to-date book on this fascinating pastime. The several varieties of archery; instructions for shooting; how to select implements; how to score; and a great deal of interesting information, illustrated. Price 10 cents.

No. 194—Racquets, Squash-Racquets and Court Tennis.

How to play each game is thoroughly explained, and all the difficult strokes shown by special photographs taken especially for this book. Contains the official rules for each game. Price 10 cents.

No. 167—Quoits.

Contains a description of the plays used by experts and the official rules. Illustrated. Price 10 cents.

No. 170—Push Ball.

This book contains the official rules and a sketch of the game; illustrated. Price 10 cents.

No. 17—How to Play Hand Ball.

By the world's champion, Michael Egan. Every play is thoroughly explained by text and diagram. Illustrated. Price 10 cents.

No. 14—Carling.

A short history of this famous Scottish pastime, with instructions for play, rules of the game, definitions of terms and diagrams of different shots. Price 10 cents.

No. 207—Bowling on the Green; or, Lawn Bowls.

How to construct a green; how to play the game, and the official rules of the Scottish Bowling Association. Illustrated. Price 10 cents.

No. 180—Children's Games.

These games are intended for use at recess, and all but the team games have been adapted to large classes. Suitable for children from three to eight years, and include a great variety. Price 10 cents.

No. 188—Lawn Games.

Lawn Hockey, Garden Hockey, Hand Tennis, Tether Tennis, also Volley Ball, Parlor Hockey, Badminton, Basket Goal. Price 10 cents.

Group XII. Athletics

No. 12—Spalding's Official Athletic Almanac.

Compiled by J. E. Sullivan, President of the Amateur Athletic Union. The only annual publication now issued that contains a complete list of amateur best-on-records; intercollegiate, English, swimming, interscholastic, Irish, Scotch, Swedish, Continental, South African, Australasian; numerous photos of individual athletes and leading athletic teams. Price 10 cents.



No. 27—College Athletics.

M. C. Murphy, the well-known athletic trainer, now with Pennsylvania, the author of this book, has written it especially for the schoolboy and college man, but it is invaluable for the athlete who wishes to excel in any branch of athletic sport; profusely illustrated. Price 10 cents.

No. 182—All-Around Athletics.

Gives in full the method of scoring the All-Around Championship; how to train for the All-Around Championship. Illustrated. Price 10 cents.

SPALDING ATHLETIC LIBRARY

No. 156—Athlete's Guide.

Full instructions for the beginner, telling how to sprint, hurdle, jump and throw weights, general hints on training; valuable advice to beginners and important A. A. U. rules and their explanations, while the pictures comprise many scenes of champions in action. Price 10 cents.

No. 273—The Olympic Games at Athens

A complete account of the Olympio Games of 1906, at Athens, the greatest International Athletic Contest ever held. Compiled by J. E. Sullivan, Special United States Commissioner to the Olympic Games. Price 10 cents.

No. 87—Athletic Primer.

Edited by J. E. Sullivan, President of the Amateur Athletic Union. Tells how to organize an athletic club, how to conduct an athletic meeting, and gives rules for the government of athletic meetings; contents also include directions for laying out athletic grounds, and a very instructive article on training. Price 10 cents.

No. 252—How to Sprint.

Every athlete who aspires to be a sprinter can study this book to advantage. Price 10 cents.

No. 255—How to Run 100 Yards.

By J. W. Morton, the noted British champion. Many of Mr. Morton's methods of training are novel to American athletes, but his success is the best tribute to their worth. Illustrated. Price 10 cents.

No. 174—Distance and Cross-Country Running.

By George Orton, the famous University of Pennsylvania runner. The quarter, half, mile, the longer distances, and cross-country running and steepclimbing, with instructions for training; pictures of leading athletes in action, with comments by the editor. Price 10 cents.

No. 259—Weight Throwing.

Probably no other man in the world has had the varied and long experience of James S. Mitchell, the author, in the weight throwing department of athletics. The book gives valuable information not only for the novice, but for the expert as well. Price 10 cents.

No. 240—Athletic Training for Schoolboys.

By Geo. W. Orton. Each event in the intercollegiate programme is treated of separately. Price 10 cents.

No. 53—Official Sporting Rules.

Contains rules not found in other publications for the government of many sports: rules for wrestling, shuffleboard, snowshoeing, professional racing, pigeon shooting, dog racing, pistol and revolver shooting, British water polo rules, Rugby football rules. Price 10 cents.

ATHLETIC ANNALS.

No. 314—Official Handbook of the A.A.U.

The A. A. U. is the governing body of athletes in the United States of America, and all games must be held under its rules, which are exclusively published in this handbook, and a copy should be in the hands of every athlete and every club officer in America. Also included is a very interesting article on "The Growth of American Athletics," and a short biography of each member of the Board of Governors. Price 10 cents.

No. 316—Official Intercollegiate A.A.A.A. Handbook.

Contains constitution, by-laws, and laws of athletics; records from 1876 to date. Price 10 cents.

No. 308—Official Handbook New York Interscholastic Athletic Association.

Contains the Association's records, constitution and by-laws and other information. Price 10 cents.

No. 302—Official Y.M.C.A. Handbook.

Contains the official rules governing all sports under the jurisdiction of the Y. M. C. A., official Y. M. C. A. scoring tables, pentathlon rules, pictures of leading Y. M. C. A. athletes. Price 10 cents.

No. 313—Official Handbook of the Public Schools Athletic League.

Edited by Dr. Ward C. Crampton, director of physical education in the Public Schools of Greater New York. Illustrated. Price 10 cents.

No. 314—Official Handbook Girls' Branch Public Schools Athletic League.

The official publication. Contains constitution and by-laws, list of officers, donors, founders, life and annual members, reports and illustrations. Price 10 cents.

No. 311—Schoolyard Athletics.

By J. E. Sullivan, President Amateur Athletic Union and member of Board of Education of Greater New York. An invaluable handbook for the teacher and the pupil. Gives a systematic plan for conducting school athletic contests and instructs how to prepare for the various events. Illustrated. Price 10 cents.

No. 317—Marathon Running.

A new and up-to-date book on this popular pastime. Contains pictures of the leading Marathon runners, methods of training, and best times made in various Marathon events. Price 10 cents.

Group XIII. Athletic Accomplishments

No. 177—How to Swim.

Will interest the expert as well as the novice; the illustrations were made from photographs in especially posed, showing the swimmer in clear water; a valuable feature is the series of "land drill" exercises for the beginner. Price 10 cents.

No. 128—How to Row.

By E. J. Giannini of the New York Athletic Club, one of America's most famous amateur oarsmen and champions. Price 10 cents.

No. 296—Speed Swimming.

By Champion C. M. Daniels of the New York Athletic Club team, holder of numerous American records, and the best swimmer in America qualified to write the subject. Any boy should be able to increase his speed in the water after reading Champion Daniels' instructions on the subject. Price 10 cents.

No. 233—Canoeing.

Paddling, sailing, cruising and racing canoes and their uses; with hints on rig and management; the choice of a canoe; sailing canoes, racing regulations; canoeing and camping. Fully illustrated. Price 10 cents.

No. 249—How to Become a Skater.

Contains advice for beginners; how to become a figure skater, showing how to do all the different tricks of the best figure skaters. Pictures of prominent skaters and numerous diagrams. Price 10 cents.

No. 282—Official Roller Skating Guide.

Directions for becoming a fancy and trick roller skater, and rules for roller skating. Pictures of prominent skaters in action. Price 10 cents.

No. 178—How to Train for Bicycling.

Gives methods of the best riders when training for long or short distance races; hints on training. Revised and up-to-date in every particular. Price 10 cents.

Group XIV. Manly Sports

No. 140—Wrestling.

Catch-as-catch-can style. Seventy illustrations of the different holds, photographed especially and so described that anybody can with little effort learn every one. Price 10 cents.

No. 18—Fencing.

By Dr. Edward Breck, of Boston, editor of The Swordsman, a prominent amateur fencer. A book that has stood the test of time, and is universally acknowledged to be a standard work. Illustrated. Price 10 cents.

No. 102—Boxing Guide.

Contains over 70 pages of illustrations showing all the latest blows, posed especially for this book under the supervision of a well-known instructor of boxing, who makes a specialty of teaching and knows how to impart his knowledge. Price 10 cents.

No. 165—The Art of Fencing

By Regis and Louis Senae, of New York, famous instructors and leading authorities on the subject. Gives in detail how every move should be made. Price 10 cents.

No. 236—How to Wrestle.

The most complete and up-to-date book on wrestling ever published. Edited by F. R. Toombs, and devoted principally to special poses and illustrations by George Hackenschmidt, the "Russian Lion." Price 10 cents.

No. 102—Ground Tumbling.

Any boy by reading this book and following the instructions, can become proficient. Price 10 cents.

SPALDING ATHLETIC LIBRARY

No. 289—Tumbling for Amateurs.

Specially compiled for amateurs by Dr. James T. Egan. Every variety of the pastime explained by text and pictures, over 100 different positions being shown. Price 10 cents.

No. 191—How to Punch the Bag.

The best treatise on bag punching that has ever been printed. Every variety of blow used in training is shown and explained, with a chapter on fancy bag punching by a well-known theatrical bag puncher. Price 10 cents.

No. 143—Indian Clubs and Dumb-Bells.

By America's amateur champion club swinger, J. H. Dougherty. It is clearly illustrated, by which any novice can become an expert. Price 10 cents.

No. 200—Dumb-Bells.

The best work on dumb-bells that has ever been offered. By Prof. G. Bojusz, of New York. Contains 200 photographs. Shows the hands of every teacher and pupil of physical culture, and is invaluable for home exercise. Price 10 cents.

No. 262—Medicine Ball Exercises.

A series of plain and practical exercises with the medicine ball, suitable for boys and girls, business and professional men, in and out of gymnasium. Price 10 cents.

No. 29—Pulley Weight Exercises.

By Dr. Henry S. Anderson, instructor in heavy gymnastics Yale gymnasium. In conjunction with chest machine anyone with this book can become perfectly developed. Price 10 cents.

No. 223—Jiu Jitsu.

Each move thoroughly explained and illustrated with numerous full-page pictures of Messrs. A. Minami and K. Koyama, two of the most famous exponents of the art of Jiu Jitsu, who posed especially for this book. Price 10 cents.

No. 166—How to Swing Indian Clubs.

By Prof. E. B. Warman. By following the directions carefully anyone can become an expert. Price 10 cents.

No. 326—Professional Wrestling.

A book devoted to the catch-as-catch-can style; illustrated with half-tone pictures showing the different holds used by Frank Gotch, the champion catch-as-catch-can wrestler of the world. Posed by Dr. Roller and Charles Postl. By Ed. W. Smith, Sporting Editor of the Chicago American. Price 10 cents.

Group XV. Gymnastics

No. 104—The Grading of Gymnastic Exercises.

By G. M. Martin. A book that should be in the hands of every physical director of the Y. M. C. A., school, club, college, etc. Price 10 cents.

No. 214—Graded Callisthenics and Dumb-Bell Drills.

For years it has been the custom in most gymnasiums of memorizing a set drill, which was never varied. Consequently the beginner was given the same kind and amount as the older member. With a view to giving uniformity the present treatise is adopted. Price 10 cents.

No. 254—Barnum Bar Bell Drill.

Edited by Dr. R. Tait McKenzie, Director Physical Training, University of Pennsylvania. Profusely illustrated. Price 10 cents.

No. 158—Indoor and Outdoor Gymnastic Games.

A book that will prove valuable to indoor and outdoor gymnasiums, schools, outings and gatherings where there are a number to be amused. Price 10 cents.

No. 124—How to Become a Gymnast.

By Robert Stoll, of the New York A. C., the American champion on the flying rings from 1885 to 1892. Any boy can easily become proficient with a little practice. Price 10 cents.

No. 287—Fancy Dumb Bell and Marching Drills.

All concede that games and recreative exercises during the adolescent period are preferable to set drills and monotonous movements. These drills, while designed primarily for boys, can be used successfully with girls and men and women. Profusely illustrated. Price 10 cents.

No. 327—Pyramid Building Without Apparatus.

By W. J. Cromie, Instructor of Gymnastics, University of Pennsylvania. With illustrations showing many different combinations. This book should be in the hands of all gymnasium instructors. Price 10 cents.

No. 328—Exercises on the Parallel Bars.

By W. J. Cromie. Every gymnast should procure a copy of this book. Illustrated with cuts showing many novel exercises. Price 10 cents.

No. 329—Pyramid Building with Chairs, Wands and Ladders.

By W. J. Cromie. Illustrated with half-tone photographs showing many interesting combinations. Price 10 cents.

No. 208—Physical Education and Hygiene.

This is the fifth of the Physical Training series by Prof. E. B. Warman [see Nos. 142, 149, 166, 185, 213, 261, 290]. Price 10 cents.

No. 149—The Care of the Body.

A book that all who value health should read and follow its instructions. By Prof. E. B. Warman, the well-known lecturer and authority on physical culture. Price 10 cents.

No. 142—Physical Training Simplified.

By Prof. E. B. Warman. A complete, thorough and practical book where the whole man is considered—brain and body. Price 10 cents.

No. 185—Health Hints.

By Prof. E. B. Warman. Health influenced by insulation; health influenced by underwear; health influenced by color; exercise. Price 10 cents.

No. 213—285 Health Answers.

By Prof. E. B. Warman. Contents: ventilating a bedroom, ventilating a house; how to obtain pure air; bathing; salt water baths at home; a substitute for ice water; to cure insomnia, etc., etc. Price 10 cents.

No. 238—Muscle Building.

By Dr. L. H. Gulick, Director of Physical Training in the New York Public Schools. A complete treatise on the correct method of acquiring strength. Illustrated. Price 10 cents.

No. 234—School Tactics and Maze Running.

A series of drills for the use of schools. Edited by Dr. Luther Halsey Gulick, Director of Physical Training in the New York Public Schools. Price 10 cents.

No. 261—Tensing Exercises.

By Prof. E. B. Warman. The "Tensing" or "Resisting" system of muscular exercises is the most thorough, the most complete, the most satisfactory, and the most fascinating of systems. Price 10 cents.

No. 285—Health; by Muscular Gymnastics.

With hints on right living. By W. J. Cromie. If one will practice the exercises and observe the hints therein contained, he will be amply repaid for so doing. Price 10 cents.

No. 288—Indigestion Treated by Gymnastics.

By W. J. Cromie. If the hints therein contained are observed and the exercises faithfully performed great relief will be experienced. Price 10 cents.

No. 290—Get Well! Keep Well.

By Prof. E. B. Warman, author of a number of books in the Spalding Athletic Library on physical training. Price 10 cents.

No. 325—Twenty Minute Exercises.

By Prof. E. B. Warman, with chapters on "How to Avoid Growing Old," and "Fasting; Its Objects and Benefits." Price 10 cents.

No. 330—Physical Training for the School and Class Room.

Edited by G. K. Borden, Physical Director of the Y. M. C. A., Easton, Pa. A book that is for practical work in the school room. Illustrated. Price 10 cents.

Group XVI. Physical Culture

No. 161—Ten Minutes' Exercise for Busy Men.

By Dr. Luther Halsey Gulick, Director of Physical Training in the New York Public Schools. A concise and complete course of physical education. Price 10 cents.

No. 208—Physical Education and Hygiene.

This is the fifth of the Physical Training series by Prof. E. B. Warman [see Nos. 142, 149, 166, 185, 213, 261, 290]. Price 10 cents.

No. 149—The Care of the Body.

A book that all who value health should read and follow its instructions. By Prof. E. B. Warman, the well-known lecturer and authority on physical culture. Price 10 cents.



WILLIAM J. CROMIE
Instructor in Gymnastics, University of Pennsylvania, Philadelphia.

10007
SPALDING'S ATHLETIC LIBRARY

GROUP XV.

No. 327

PYRAMID
BUILDING
WITHOUT
APPARATUS

PART I

By WILLIAM J. CROMIE
Instructor in Gymnastics, University of
Pennsylvania, Philadelphia



AMERICAN SPORTS PUBLISHING COMPANY
21 WARREN STREET
NEW YORK

Copyright, 1909, by American Sports Publishing Company.

FOREWORD

Five years ago, when the editor of this booklet was physical director of the Germantown Young Men's Christian Association, he organized a pyramid-building club among the members of the physical department.

Upon looking for suggestions concerning this line of work it was discovered that there were no American books devoted to pyramid building. Most of those that were to be had were published in either Germany or England, and were wood cut illustrations, many of which were impracticable. The editor then conceived the idea to photograph groups after practice, and thus have the illustrations serve as an incentive to greater endeavor among the members of this club, and furthermore to compile booklets which might be of use to other organizations and clubs.

The groups compiled in these booklets are merely suggestions, the editor claiming no originality, as one pyramid suggests dozens of others; in fact, there is no limit to the possibility of this form of exercise.

The editor desires to thank the men and boys of the Germantown Young Men's Christian Association who assisted in the work of building these groups, and to F. H. Benrath, who was the enthusiastic captain of the club for over two years. Credit is also due A. J. Himmelsbach, who is now physical director of the Germantown Young Men's Christian Association, and to H. L. Keire, W. H. Jacoby and J. H. Frick, who assisted in photographing the various groups.

The illustrations of the pyramids with steel wands in Part II (No. 329 of Spalding's Athletic Library, price 10 cents) were posed for by members of the pyramid club of the University of Pennsylvania, of which M. B. Homer is captain. The editor appreciates their co-operation.

W. J. CROMIE.

249068

09-20142

INTRODUCTION TO PYRAMIDS WITH AND WITHOUT APPARATUS

The building of human pyramids has had a long and honorable history among the peoples of Asia and the Levant. In Venice, the rival factions, the Castellans and Nicolites, were wont to settle their differences by these team contests of strength and skill.

These "Labors of Hercules," as they were called, were composed of as many as thirty men, built up in diminishing tiers. In these pyramids they formed wide-spreading arches, colonnades, and, in fact, all the wonders of architecture with their own bodies.

Tumbling is one of the most popular exercises in the gymnasium, but the learning of a progressive series of tumbling movements takes much training and more practice. In consequence, few members of a class attain any great perfection.

The building of pyramids is, however, within the reach of almost any average boy, and the variety is limited only by the skill of the members of the team.

Pyramid building cultivates daring and balance in the top men who have to climb, dismount and maintain their unstable footing, and it develops strength and muscular control in the supporting man, giving him that muscular sense by which a man learns to judge weight and the direction of forces. Nothing is better for the promotion of unselfish team work.

The well-built pyramid should always have architectural qualities, a succession of arches, horizontal, vertical or oblique lines, giving it unity of composition and solidity of construction. Much can be added to their effectiveness by the way mounts and dismounts are made and the posture of the team when at rest as well as in action.

A team should be chosen with an eye to balance and the matching of figure to figure, and the graceful candidate should always have precedence over the awkward.

The possible combinations are greatly extended by the use of wands, chairs, tables, ladders, parallel bars, or the horizontal bar.

In bringing together the following typical pyramids with and without apparatus, Mr. Cromie has done a real service to this fascinating and beautiful specialty of gymnastics.

R. TAIT MCKENZIE.

University of Pennsylvania,
Philadelphia, Pa.



A GROUP OF GERMANTOWN Y. M. C. A. PYRAMID BUILDERS



FIGURE NO. 1. Shows how the mount to shoulders is accomplished.

In section 1 the bottom man gives the one who is mounting a reverse grasp of the left hand; the mounter places his right foot well up upon the bottom man's thigh. In section 2 the top man places his left foot upon the bottom man's left shoulder and in section 3 the other foot is brought up and the two high is complete. The bottom man takes a firm hold of the top man's ankles, while the top man presses his ankles hard against the under man's head.




FIGURE No. 2. The bottom man in section 1 places his head between the legs of upper man and raises him as in section 2. The two high sitting on shoulders, is accomplished as illustrated in sections 3 and 4.



FIGURE No. 4. This is the finish of the No. 3 pyramid. When the command to fall is given all men in the group should extend arms and legs together and all will "land" without getting hurt.

A novel way in an exhibition when the performers are on a stage is to buckle the strap of a suspended lunger around the body of the top man, and when the men "squash" as in the illustration the top man is "swimming" in mid-air.




FIGURE NO. 5. Many of the smaller pyramids can be performed in gymnasium classes. Last year a series of these were conducted at the University Gymnasium very successfully. Preliminary to building practice head and hand stands; one row of men assist the other. Practice sitting and standing on shoulders, etc.

In this illustration the men stand three deep. At count 1 a back leaning rest is performed, count 2 stand on shoulders, 3 hand stand, and 4, push hand stand away and dismount. Number 1 and 3 change places and repeat; then 2 and 3 change places. Each man shall then have performed all three positions in the pyramid.




FIGURE No. 6. A neat balance feat; the boys like it.

The persons standing on hands should have heads up and backs well arched. Top man steps on necks lightly one foot after the other. The body is not so likely to turn if the feet are crossed, but not so graceful as when side by side.




FIGURE No. 7. The two bottom men perform a stoop stand position and hold legs of the men in sitting posture. The hand stand looks better if performed in front.




FIGURE No. 8. The men standing should put the bulk of the weight upon the thighs of the center man and very little on the shoulders of the hand stand men.



FIGURE No. 9. This is a walking pyramid and looks nice if the men are all in step. Eight or ten such pyramids in line look well in an exhibition. Ten such pyramids will require 60 men, so large numbers can be used, and they are easy to execute.




FIGURE NO. 10. This is an excellent pyramid for boys, as it looks good, is easy of execution, and is not dangerous. The boys facing each other can help those on the hands either by starting from knees or by holding feet. It is not so hard to hold as a hand balance as it is between this and a front leaning rest. Eight or ten boys can form the circle; finish by the top boy jumping down in center; those on hands front roll, those standing back roll and center neck spring.




FIGURE NO. II. A number of these in a row or formed in a circle look well. Bottom men may start from kneeling position.



FIGURE NO. 12. All pyramid building, if possible, should be done to counting, clapping hands, whistles, etc. For instance: All men facing front, and at count 1, men kneel, 2 center man raise other to shoulder, 3 step on hips of those kneeling, 4 two men step on shoulders and center grasp ankles, 5 head stands, hold about a minute, 6 push away head stands, 7 side men step down, 8 center man down, 9 center bend front and release man from shoulders, 10 kneeling men to standing position, and 11 all face front at attention. These should be performed snappy and with energy.



FIGURE No. 13. A walking pyramid. Front men lock arms, rear men on outside place hands on shoulder of man in front. The rear men should be strong, as they have to bear most of the weight.

This pyramid may be changed to eight men standing, three kneeling on shoulders, then two and one on top. It is almost too difficult to walk in this position.



FIGURE No. 14. A number of these look good and are not difficult. In rows or circle.




FIGURE No. 15. The most timid can build this pyramid. It should be the aim in all groups to have graceful lines. It looks more effective in this group to have the men whose legs are being held, incline the body more toward the hand stands, and grasp arms of the one sitting on shoulders rather than hands.



FIGURE No. 16. Have another person stand or sit on top.




FIGURE No. 17. This group makes a good center piece for complicated pyramids.

It can also be built four high, three high on each side as in figure, two high at sides of three, then a man at each end, hands clasped behind head (head firm) and all squatting. The end men may face out and hold two men doing the hand balance.



FIGURE No. 18. This figure is somewhat like No. 17 and shows how one pyramid suggests another; in fact, there is no end to the possibility of pyramid building.




FIGURE No. 19. This group shows how counting can be done to good effect in the building of pyramids. Men stand at attention in about the position that they shall occupy in the pyramid. The men who are now standing and kneeling (except centre) on count 1, bend front and put heads between legs of men in front, 2 raise as in figure, 3 top man mounts on shoulders of centre, 4 hand stands at end, *hold, steady*; 5 push men in the hand balance away, 6 top man jumps front and front roll, 7 men kneeling and standing bend forward until those sitting are standing, 8 those standing perform front roll, 9 the remainder erect and fall forward rigid to front leaning rest, 10 jump to attention.



FIGURE No. 20. The right side of this group is too crowded. Try and have uniformity on both sides and plenty of room.



FIGURE No. 21. All kinds of combinations can be made with the smaller pyramids. For instance: Figure 21 for center piece and No. 22 at each side. If a director wishes to use great numbers of men in practice and exhibition it can be accomplished by a combination of small pyramids and looks well.



FIGURE No. 22. It is well to give the group a name where one can. Call No. 22 The Human Fan. This makes a very pretty end for many pyramids; also by omitting the second and fourth men. It is easier to hold, in fact all can "drop" into this position at a signal if the centre man has a wooden ring in each hand for 1 and 5 to hold to.

These small pyramids look very well if the performers are dressed as statues, posed on a revolving table with calcium light effects.




FIGURE No. 23. This is a very easy group to arrange and looks well, especially if the men get a good charge or fall-out position.



FIGURE No. 24. The men in front assist those in the rear. Omit the hand balances and it makes a nice center for one of the large pyramids.



FIGURE No. 25. The top man in this group is too heavy. Try and secure men who are light and agile for the top of all pyramids.



FIGURE No. 26. Four men on bottom, four sitting on shoulders, two standing on shoulders facing each other and hands placed on each other's shoulders, top man sitting on arms.

Build it as in illustration or with one sitting astride or standing on the back of the person kneeling.




FIGURE 27. A hand balance as in figure, or stand on inside shoulders of ground men.
Instead of a hand balance, stand on thighs of ground men.

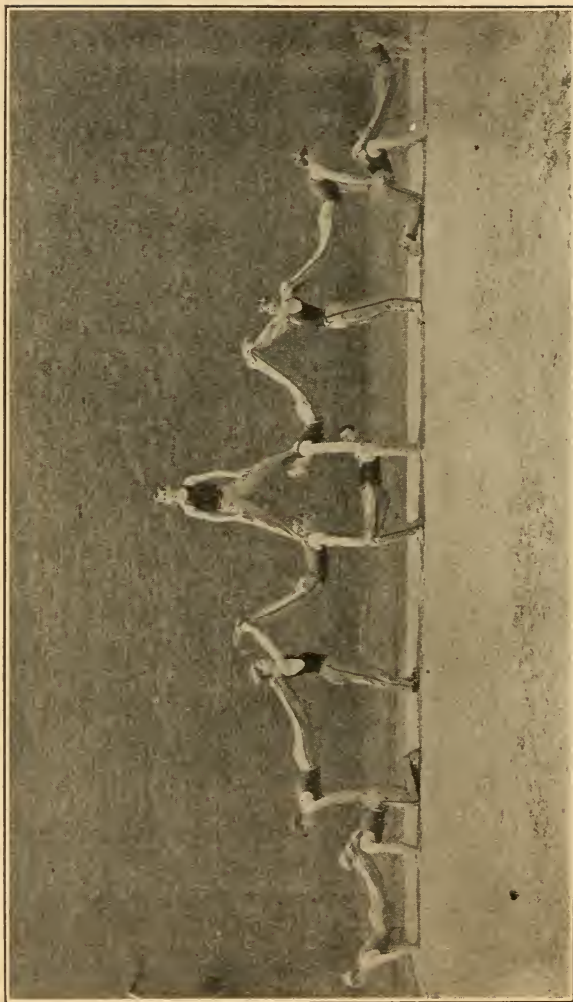


FIGURE No. 28. The human span; always looks graceful when backs are well arched.




FIGURE No. 29. Three on bottom and three sitting makes the best showing in this pyramid. The men sitting put heads together and form basin for the head stand.




FIGURE No. 30. This group can be used as a center, and for the sides use either Nos. 3, 17, 22, or any of these three will alternate with No. 30.



FIGURE No. 31. In the successful building of pyramids a club should be formed and have a special time for meeting, as nothing can be accomplished unless the same men report for practice.



FIGURE No. 32. Good practice for a center or bottom man.



FIGURE No. 33. From No. 33 form No. 34 or No. 37. It takes "push" to get No. 37 from this position.




FIGURE No. 34. The boy on ground on the left has the correct position.



FIGURE NO. 35. Figure No. 27 as a center, No. 35 at each side, makes an unusual looking formation. Men should bend a little more at the waist.



FIGURE No. 36. A good test of balance.



FIGURE No. 37. Center man revolve in a circle.

3
2
1
3
2
1
3
2
1



FIGURE NO. 38. A "bracer."




FIGURE No. 39. Atlas outdone.




FIGURE No. 40. Another version of the Human Span.




FIGURE NO. 41. The four bottom men should be close together and the four top men spread out more and lean backward.



FIGURE No. 42. To form an excellent pyramid use No. 42 for right and left side. For a center, one man standing with one sitting on his shoulders. Another man sitting or standing on top. The man sitting on center's shoulders has his arms side horizontal to keep man who is standing on shoulders of the one who is doing a back leaning rest from falling backward.



FIGURE No. 43. When this pyramid is dismounting, top man drops in between or at side. At the command bottom men step backward and men on shoulders get close and drop in center.



FIGURE No. 44. This is a neat, well braced group.




FIGURE No. 45. This group might look better if the one kneeling on shoulders were facing front.




FIGURE No. 46. In dismounting bottom men step forward and perform a front roll.

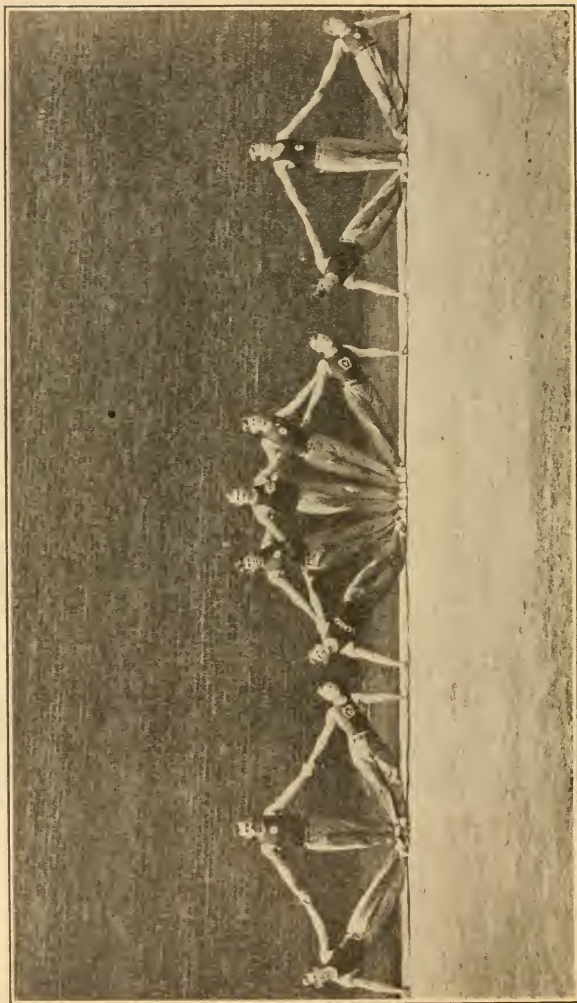


FIGURE No. 48. The fan.



FIGURE No. 49. At the shore.



FIGURE No. 50. "Move up the beach; you draw too large a crowd."

OFFICIAL RULES FOR ALL ATHLETIC SPORTS.

The following list contains the Group and the Number of the book of Spalding's Athletic Library in which the rules wanted are contained. See front pages of book for complete list of Spalding's Athletic Library.

EVENT.	Group	No.	EVENT,	Group	No.
All-Round Athletic Cham- pionship	12	182	Lawn Bowls.....	11	207
A. A. U. Athletic Rules	12	311	Lawn Games.....	11	188
A. A. U. Boxing Rules	12	311	Lawn Tennis	4	4
A. A. U. Gymnastic Rules..	12	311	Obstacle Races.....	12	55
A. A. U. Water Polo Rules..	12	311	Olympic Game Events—Mar- athon Race, Stone Throw- ing with Impetus, Spear Throwing, Hellenic Method of Throwing Discus, Dis- cus, Greek Style for Youths	12	55
A. A. U. Wrestling Rules...	12	311	Pigeon Flying.....	12	55
Archery	11	248	Pin Ball	12	55
Badminton.....	11	188	Playground Ball.....	1	306
Base Ball.....	1	1	Polo (Equestrian).....	10	199
Indoor	9	9	Polo, Rugby	12	55
Basket Ball, Official	7	7	Polo, Water (A. A. U.).....	12	311
Collegiate	7	312	Potato Racing.....	12	311
Women's.....	7	318	Professional Racing, Shef- field Rules.....	12	55
Water	12	55	Public Schools Athletic League Athletic Rules....	12	313
Basket Goal	6	188	Girls' Branch; including Rules for School Games.	12	314
Bat Ball	12	55	Push Ball.....	11	170
Betting.....	12	55	Push Ball, Water.....	12	55
Bowling.....	8	8	Quoits	11	167
Boxing—A. A. U., Marquis of Queensbury, London	14	162	Racquets	11	194
Prize Ring.....	14	162	Revolver Shooting.....	12	55
Broadsword (mounted).....	12	55	Ring Hockey	6	180
Caledonian Games.....	12	55	Roller Polo	10	10
Canoeing	13	23	Roller Skating Rink.....	10	10
Children's Games.....	11	189	Roque.....	11	271
Court Tennis	11	194	Rowing	13	128
Cricket.....	3	3	Sack Racing.....	12	55
Croquet	11	138	Shuffleboard.....	12	55
Curling	11	14	Skating.....	13	209
Dog Racing	12	55	Skittles.....	12	55
Fencing.....	14	165	Snowshoeing.....	12	55
Foot Ball	2	2	Squash Racquets.....	11	194
Association (Soccer)	2	2 A	Swimming	13	177
English Rugby.....	12	55	Tether Tennis	11	188
Rugby (Ontario R. F. U., Quebec R. F. U., Canadian I. C. F. B. U.).....	2	303	Three-Legged Race.....	12	55
Golf.....	5	5	Volley Ball	6	188
Golf-Croquet	6	188	Wall Scaling.....	12	55
Hand Ball	11	13	Walking.....	12	55
Hand Polo	10	188	Water Polo (American)....	12	311
Hand Tennis.....	11	194	Water Polo (English)....	12	55
Hitch and Kick.....	12	55	Wicket Polo	10	188
Hockey.....	6	304	Wrestling.....	14	236
Ice.....	6	6	Y. M. C. A. All-Round Test.	12	302
Field.....	6	154	Y. M. C. A. Athletic Rules..	12	302
Garden	6	188	Y. M. C. A. Hand Ball Rules.	12	302
Lawn.....	6	188	Y. M. C. A. Pentathlon Rules.	12	302
Parlor	6	188	Y. M. C. A. Volley Ball Rules.	12	302
Ring	12	55			
Ontario Hockey Ass'n....	6	256			
Indoor Base Ball	9	9			
Intercollegiate A. A. A. A. .	12	307			
Lacrosse.....	11	201			
U. S. I. C. Lacrosse League	11	305			

ACCEPT NO
SUBSTITUTE

THE SPALDING



TRADE-MARK

GUARANTEES
QUALITY

Sandow's Patent

Spring Grip Dumb Bells



EUGEN SANDOW, Patentee.

A. G. SPALDING & BROS.

SOLE AMERICAN AND CANADIAN LICENSEES

AN ENTIRE SYSTEM of Physical Culture is embraced within the exercises possible with these wonderful dumb bells.

The bells are made in two halves connected by steel springs, the effort necessary in gripping compelling the pupil to continually devote his whole mind to each movement. This concentration of will power on each muscle involved is what is responsible for the great results obtained through properly exercising with them.

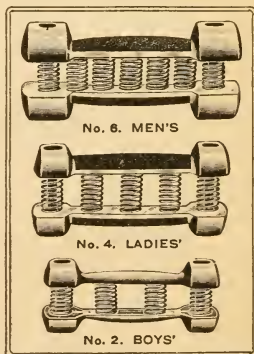
Sandow's Patent Spring Grip Dumb Bells

No. 6. **MEN'S**. Nickel-plated; fitted with seven steel springs. Per pair, **\$3.00**

No. 4. **LADIES'**. Nickel-plated; fitted with five steel springs. Per pair, **\$2.50**

No. 2. **BOYS'**. Nickel-plated; fitted with four steel springs. Per pair, **\$2.00**

We include with each pair of Sandow Dumb Bells a chart of exercises by Sandow and full instructions for using. Also a piece of selvyt cloth for keeping dumb bells in good condition.



Communications addressed to A. G. SPALDING & BROS.		in any of the following cities will receive attention.	
New York Boston Syracuse Buffalo	Philadelphia Pittsburg Baltimore Montreal, Canada	Washington Atlanta New Orleans Canada	Chicago Cincinnati Cleveland Columbus
FOR STREET NUMBERS SEE INSIDE FRONT COVER OF THIS BOOK		London, England Edinburgh, Scotland Sydney, Australia	St. Louis Kansas City Denver Detroit
			San Francisco Seattle Minneapolis St. Paul

Prices in effect July 5, 1909. Subject to change without notice.

ACCEPT NO
SUBSTITUTE

THE SPALDING



TRADE-MARK

GUARANTEED
QUALITY

ATHLETIC SHIRTS, TIGHTS AND TRUNKS

STOCK COLORS AND SIZES. Worsteds Goods, Best Quality. We carry following colors regularly in stock: Black, Navy Blue and Maroon, in stock sizes. Shirts, 26 to 44 in chest. Tights, 28 to 42 in. waist. Other colors and sizes made to order at special prices. Estimates on application.

Our No. 600 Line Worsteds Goods. Furnished in Gray and White, Navy Blue, Maroon and Black only. Stock sizes: Shirts, 26 to 44 in. chest; Tights, 28 to 42 in. waist.

Sanitary Cotton Goods. Colors: Bleached White, Navy, Black, Maroon and Gray. Stock sizes: 26 to 44 in. chest; Tights, 26 to 42 in. waist

Spalding Sleeveless Shirts



No. **1E.** Best Worsteds, full fashioned, stock colors and sizes. Each, **\$3.00**
 No. **600.** Cut worsteds, stock colors and sizes. Each, **\$1.50** ★ *\$13.50 Doz.*
 No. **6E.** Sanitary Cotton, stock colors and sizes. Each, **50c.** ★ *White, 4.50 Doz.*

Spalding Striped Sleeveless Shirts

No. **600S.** Cut Worsteds, with 4-inch stripe around chest, in following combinations of colors; Navy with White stripe; Black with Orange stripe; Maroon with White stripe; Red with Black stripe; Royal Blue with White stripe; Black with Red stripe; Gray with Cardinal stripe. Each, **\$1.50** ★ *\$15.00 Doz.*
 No. **6ES.** Sanitary Cotton, solid color body, with 4-inch stripe around chest, in same combinations of colors as No. 600S. Each, **75c.** ★ *\$7.50 Doz.*

Spalding Shirts with Sash

No. **6ED.** Sanitary Cotton, sleeveless, solid color body with sash of different color. Same combinations of colors as No. 600S. Each, **75c.** ★ *\$7.50 Doz.*

Spalding Quarter Sleeve Shirts

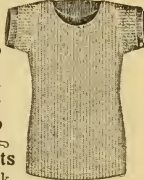
No. **1F.** Best Worsteds, full fashioned, stock colors and sizes. Each, **\$3.00**
 No. **601.** Cut Worsteds, stock colors and sizes. Each, **\$1.50** ★ *\$15.00 Doz.*
 No. **6F.** Sanitary Cotton, stock colors and sizes. **50c.** ★ *White, 4.50 Doz.*

Spalding Full Sleeve Shirts

No. **3D.** Cotton, Flesh, White, Black. Each, **\$1.00**



No. 600S



No. 1F



No. 6ED



No. 1B



No. 1B

Spalding Knee Tights

No. **1B.** Best Worsteds, full fashioned, stock colors and sizes. Pair, **\$3.00**
 No. **604.** Cut Worsteds, stock colors and sizes. Pair, **\$1.50** ★ *\$13.50 Doz.*
 No. **4B.** Sanitary Cotton, stock colors and sizes. Pair, **50c.** ★ *White, \$4.50* ★ *Colors, \$4.75*

Spalding Full Length Tights

No. **1A.** Best Worsteds, full fashioned, stock colors and sizes. Pair, **\$4.00**
 No. **605.** Cut Worsteds, stock colors and sizes. Pair, **\$2.00** ★ *\$21.00 Doz.*
 No. **3A.** Cotton, full quality. White, Black, Flesh. Pair, **\$1.00** ★ *\$9.00 Doz.*



Full Tights

Spalding Running Pants

No. **1.** White or Black Sateen, fly front, lace back. Pair, **\$1.25** ★ *\$12.00 Doz.*
 No. **2.** White or Black Sateen, fly front, lace back. Pair, **\$1.00** ★ *\$9.00 Doz.*
 No. **3.** White or Black Silesia, fly front, lace back. Pair, **75c.** ★ *\$7.50 Doz.*
 No. **4.** White, Black or Gray Silesia, fly front, lace back. Pair, **50c.** ★ *\$5.00 Doz.*

Silk Ribbon Stripes down sides of any of these running pants

25c. per pair extra. ★ *\$2.40 Doz.*

Silk Ribbon Stripe around waist on any of these running pants

25c. per pair extra. ★ *\$2.40 Doz.*

Spalding Velvet Trunks

No. **3.** Fine Velvet. Colors: Black, Navy, Royal Blue, Maroon. Special colors to order. Pair, **\$1.00** ★ *\$10.00 Doz.*
 No. **4.** Sateen. Black, White. Pair, **50c.** ★ *\$5.00 Doz.*



No. 3

The prices printed in italics opposite items marked with ★ will be quoted only on orders for one-half dozen or more. Quantity prices NOT allowed on items NOT marked with ★

Communications addressed to **A. G. SPALDING & BROS.** in any of the following cities will receive attention.

New York	Philadelphia	Washington	FOR STREET NUMBERS SEE INSIDE FRONT COVER OF THIS BOOK	Chicago	St. Louis	San Francisco
Boston	Pittsburg	Atlanta	Edinburgh	Cincinnati	Kansas City	Seattle
Syracuse	Baltimore	New Orleans	Scotland	Cleveland	Denver	Minneapolis
Buffalo	Montreal, Canada		England	Columbus	Detroit	St. Paul

ACCEPT NO
SUBSTITUTE

THE SPALDING



TRADE-MARK

GUARANTEES
QUALITY

SPALDING GYMNASIUM SHOES



- No. 15. Kangaroo, elkskin sole, extra light, hand made. Per pair, **\$5.00**
 No. 155. Elkskin sole, soft and flexible; in ladies' and men's sizes. **4.50**
 No. 166. Low cut shoe, selected leather, extra light and electric sole; ladies' and men's sizes. " **3.00**
 No. 90L. For Ladies. Low cut shoe, good quality black leather, with electric sole and corrugated rubber heel. Very light and well made. Per pair, **\$2.00**

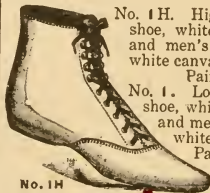


No. 85L. Special ladies' low cut shoe, selected black leather, roughened electric sole. Per pair, **\$2.00**

No. 19. Fine horse hide low cut shoe, flexible oak sole, roughened to prevent slipping; very light and comfortable. Per pair, **\$2.00**

Otherwise same as No. 19. No. 19L. For Ladies. Per pair, **\$2.00**

- No. 21. High cut. **2.00**
 No. 20. Low cut; selected leather, electric sole. A very easy and flexible shoe. Per pair, **\$1.75**
 No. 20L. For Ladies. Otherwise this shoe is same as No. 20. Per pair, **\$1.75**



No. 1H. High cut, best grade canvas shoe, white rubber sole; in ladies' and men's sizes; men's made of white canvas, ladies' of black. Pair, **\$1.75** ★ **\$18.00 Doz.**

No. 1. Low cut, best grade canvas shoe, white rubber sole; in ladies' and men's sizes; men's made of white canvas, ladies' of black. Pair, **\$1.50** ★ **\$15.00 Doz.**

No. M. High cut canvas, rubber sole. Pair, **\$1.00** ★ **\$10.20 Doz.**

- No. K. Low cut canvas shoe, canvas sole. Very popular for gymnasium. Pair, **75c.** ★ **\$8.00 Doz.**
 No. E. Low cut canvas shoe, canvas sole. Very popular for gymnasium. Per pair, **35c.**

SPALDING LADIES' SHOES, WITH FLEXIBLE SOLES

No. BHL. Ladies' gymnasium shoes, made of good quality selected leather, black color, with elkskin sole, high cut. Per pair, **\$1.50** ★ **\$16.20 Doz.**



No. BHL

No. PL. Ladies' gym. shoes, elkskin, pearl color, with elkskin soles, high cut. Pair, **\$1.50** ★ **\$16.20 Doz.**

No. OPL. Same as No. PL, except low cut. Per pair, **\$1.25** ★ **\$13.80 Doz.**

No. OHL. This shoe is the same as our No. BHL shoe, except low cut. Per pair, **\$1.25** ★ **\$13.80 Doz.**

No. SL. Ladies' gym. shoes, made of selected leather, drab color, high cut. Pair, **\$1.00** ★ **\$10.20 Doz.**

No. OSL. Same as No. SL, except low cut. Per pair, **90c.** ★ **\$9.60 Doz.**



No. OHL

The prices printed in italics opposite items marked with ★ will be quoted only on orders for one-half dozen or more. Quantity prices NOT allowed on items NOT marked with ★

☪ Communications addressed to		A. G. SPALDING & BROS.		in any of the following cities will receive attention.		☪	
New York Boston Syracuse Buffalo	Philadelphia Pittsburg Baltimore	Washington Atlanta New Orleans	FOR STREET NUMBERS SEE INSIDE FRONT COVER OF THIS BOOK		Chicago Cincinnati Cleveland Columbus	St. Louis Kansas City Denver Detroit	San Francisco Seattle Minneapolis St. Paul
Montreal, Canada		London, England	Edinburgh, Scotland	Sydney, Australia			

ACCEPT NO
SUBSTITUTE

THE SPALDING



TRADE-MARK

GUARANTEES
QUALITY

Spalding "Highest Quality" Sweaters



Colors: White, Navy Blue, Black, Gray, Maroon and Cardinal. Other colors to order. Prices on application. All made with 9-inch collars, sizes 28 to 44 inches.

No. AA. The proper style for use after heavy exercise, inducing copious perspiration for reducing weight or getting into condition for athletic contests. Particularly suitable for Foot Ball and Skating. Heaviest sweater made.

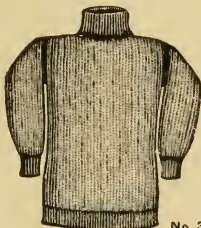
No. A. "Intercollegiate," special weight. **6.00** ★ *60.00* Doz.

No. B. Heavy weight. Each, **\$5.00** ★ *\$54.00* Doz.

Spalding Shaker Sweater

We introduced this wool sweater to fill a demand for as heavy a weight as our "Highest Quality" grade, but at a lower price, and after much experimenting, we are in a position to offer it in the following colors only. Black, Navy Blue, Maroon, Gray or White. Sizes 30 to 44 inches.

No. 3. Standard weight, slightly lighter than No. B. Each, **\$3.50**



No. 3

Spalding Combined Knitted Muffler and Chest Protector

No. M. Made of special weight, highest quality worsted in solid colors. Gray, Black, Navy and Cardinal, to match our sweaters.

Each, **\$1.00**




Front View Back View

SPALDING WINTER SPORTS SWEATER



No. WJ

No. WJ. Most satisfactory and comfortable style for all winter sports; also useful for training purposes, reducing weight, tramping during cold weather, golfing, shooting, tobogganing, showshoeing; in fact, for every purpose where a garment is required to give protection from cold or inclement weather. Made with a high collar that may be turned down, changing it into the neatest form of a button front sweater. Gray only; in highest quality special heavy weight worsted. Size, 28 to 44 in. Each, **\$7.50**



No. WJ with collar turned down

SPECIAL NOTICE—We will furnish any of the above solid color sweaters with one color body and another color (not striped) collar and cuffs in stock colors only at no extra charge.

The prices printed in italics opposite items marked with ★ will be quoted only on orders for one half dozen or more. Quantity prices NOT allowed on items NOT marked with ★

Communications addressed to

A. G. SPALDING & BROS.

In any of the following cities will receive attention.

New York
Boston
Syracuse
Buffalo

Philadelphia
Pittsburg
Baltimore

Washington
Atlanta
New Orleans
Montreal, Canada

FOR STREET NUMBERS SEE INSIDE FRONT COVER OF THIS BOOK



London,
England

Edinburgh,
Scotland

Sydney,
Australia



Chicago
Cincinnati
Cleveland
Columbus

St. Louis
Kansas City
Denver
Detroit

San Francisco
Seattle
Minneapolis
St. Paul

Prices in effect July 5, 1909. Subject to change without notice.

ACCEPT NO
SUBSTITUTE

THE SPALDING



TRADE-MARK

GUARANTEES
QUALITY

Spalding Jacket Sweaters

Sizes 28 to 44 inch chest measurement. We allow four inches for stretch in all our sweaters, and sizes are marked accordingly. It is suggested, however, that for very heavy men a size about two inches larger than coat measurement be ordered to insure a comfortable fit.



No. VG. Showing special trimmed edging and cuffs supplied, if desired, on jacket sweaters at no extra charge.

BUTTON FRONT

No. VG. Best quality worsted, heavy weight, pearl buttons. Made in Gray, White and Dark Brown Mixture only.

Each, **\$6.00** ★ \$60.00 Doz.

No. DJ. Fine worsted, standard weight, pearl buttons, fine knit edging. Made in Gray, White and Sage Gray only.

Each, **\$5.00** ★ \$54.00 Doz.

No. 3J. Standard weight wool, shaker knit, pearl buttons. In Gray or White only.

Each, **\$4.50** ★ \$48.00 Doz.

WITH POCKETS

No. VGP. Best quality worsted, heavy weight, pearl buttons. Made up in Gray or White only. With pocket on either side and a particularly convenient and popular style for golf players.

Each, **\$6.50** ★ \$75.00 Doz.



No. VGP



No. BG

Spalding Vest Collar Sweaters

No. BG. Best quality worsted, good weight. Gray or White only, with extreme open or low neck.

Each, **\$5.50** ★ \$57.00 Doz.

Boys' Jacket Sweater

No. 3JB. This is an all wool jacket sweater, with pearl buttons; furnished in Gray only, and sizes from 30 to 36 inches chest measurement.

Each, **\$3.00** ★ \$33.00 Doz.



No. 3JB

SPECIAL NOTICE—We will furnish any of the above solid color sweaters with one color body and another color (not striped) collar and cuffs in stock colors only at no extra charge. This does not apply to the No. 3JB Boys' Sweater.

The prices printed in italics opposite items marked with ★ will be quoted only on orders for one half dozen or more. Quantity prices NOT allowed on items NOT marked with ★

⊕		Communications addressed to		A. G. SPALDING & BROS.		in any of the following cities will receive attention.		⊕	
New York	Philadelphia	Washington	FOR STREET NUMBERS SEE INSIDE FRONT COVER OF THIS BOOK				Chicago	St. Louis	San Francisco
Boston	Pittsburg	Atlanta	London, England	Edinburgh, Scotland	Sydney, Australia	Cincinnati	Kansas City	Seattle	
Syracuse	Baltimore	New Orleans				Cleveland	Denver	Minneapolis	
Buffalo	Montreal, Canada					Columbus	Detroit	St. Paul	

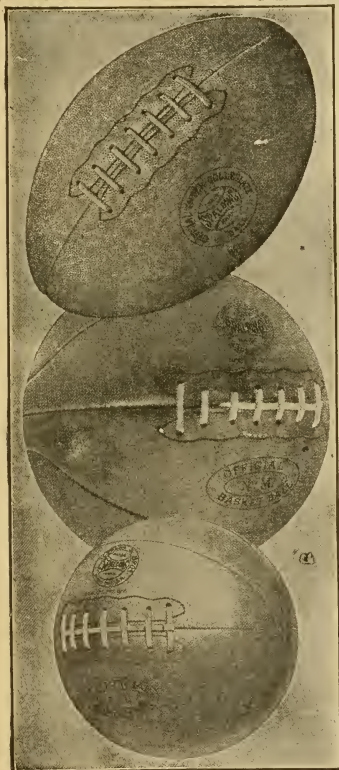
Prices in effect July 5, 1909. Subject to change without notice.

**THE SPALDING
GUARANTEES
QUALITY**



**TRADE-MARK
ACCEPT NO
SUBSTITUTE**

REG. U. S. PAT. OFF.



**The Spalding Official
Intercollegiate Foot Ball**

No. J5. This is the **only Official Rugby Foot Ball**, and is used in every important match played in America. Guaranteed absolutely if seal of box is unbroken. We pack, with leather case and pure Para rubber bladder, an inflater, lacing needle and rawhide lace. Complete, **\$5.00**

**The Spalding Official
Basket Ball**

No. M. Officially adopted and standard. The cover is made in four sections, with capless ends and of the finest and most carefully selected pebble grain English leather. We take the entire output of this high grade of leather from the English tanners, and in the Official Basket Ball use the choicest parts of each hide. The bladder is made specially for this ball of extra quality Para rubber. Each ball packed complete in sealed box. Complete, **\$6.00**

**The Spalding Official
Association Foot Ball**

No. L. The case is constructed in four sections with capless ends, neat in appearance and very serviceable. Material and workmanship of highest quality and fully guaranteed. Each ball is packed complete in sealed box, with pure Para rubber guaranteed bladder, foot ball inflater, rawhide lace and lacing needle. Contents guaranteed if seal is unbroken. Complete, **\$5.00**

Communications addressed to

Montreal Canada	A. G. SPALDING & BROS.	London England
in any of the following cities will receive attention		
<small>For street numbers see inside front cover of this book.</small>		
New York Buffalo Syracuse	Boston Pittsburg Baltimore	Philadelphia Washington New Orleans
Chicago Cleveland Detroit	Cincinnati Kansas City St. Louis	San Francisco Denver Minneapolis

Prices in effect July 6, 1908. Subject to change without notice.

THE SPALDING
GUARANTEES
QUALITY



TRADE-MARK
ACCEPT NO
SUBSTITUTE

SPALDING'S
1909

COMPLETE LINE

BASE BALLS

Communications addressed to

A. G. SPALDING & BROS.

in any of the following cities will receive attention
For street numbers see inside front cover of this book

London England							Edinburgh Scotland
New York	Boston	Philadelphia	Chicago	St. Louis	Cincinnati	San Francisco	
Buffalo	Pittsburg	Washington	Detroit	Denver	Kansas City	New Orleans	
Syracuse	Cleveland	Baltimore	Atlanta	Seattle	Minneapolis	Montreal, Can.	

Prices in effect January 5, 1909. Subject to change without notice.

THE SPALDING
GUARANTEES
QUALITY



TRADE-MARK
ACCEPT NO
SUBSTITUTE

REG. U. S. PAT. OFF.

SPALDING OFFICIAL NATIONAL LEAGUE BALL

The Official Ball of the game for over 30 years. Adopted by the National League in 1878 and the only ball used in championship games since that time. No. 1. Each, \$1.25 Per dozen, \$15.00

SPALDING OFFICIAL NATIONAL LEAGUE JUNIOR

In every respect same as our Official National League Ball No. 1, except slightly smaller in size. Especially designed for junior clubs (composed of boys under 16 years of age) and all games in which this ball is used will be recognized as legal games. No. B1. Each, \$1.00

Spalding National Association Ball

No. NA. Made in exact accordance with the rules governing the National and American Leagues and all clubs under the National Agreement. Ea., \$1.00. Doz., \$12.00

Spalding National Association Jr.

No. B2. In every respect same as our National Association Ball No. NA, except slightly smaller in size. Each, 75c.

Spalding Public School League

No. B3. A well made junior size ball. Splendid for general practice by boys' teams. Each, 50c.

Spalding King of the Diamond

No. 5. Full size, of good material, horsehide cover. . . Each, 25c.

Spalding Junior Professional

No. 7B. Slightly under regular size, horsehide cover and very lively. Each, 25c.

Spalding Boys' Amateur Ball

No. 11. Nearly regulation size and weight, the best ball for the money on the market; one dozen balls in a box. . . . Each, 10c.

Spalding Double Seam League Ball

No. 0. Made with same care and of same material as our Official National League Ball. The double seam is used in its construction, rendering it doubly secure against ripping. Each, \$1.50 Doz., \$18.00

Spalding City League

No. 1A. Full size and weight. Very well made and excellent for general practice. Ea., 75c. Doz., \$9.00

Spalding Professional

No. 2. Full size ball. Made of carefully selected material and first-class quality. Each, 50c.

Spalding Lively Bounder

No. 10. Horsehide cover; the inside is all rubber, making it the liveliest ball ever offered at the price. Each, 25c.

Spalding Boys' Favorite

No. 12. A good boys' lively ball; two-piece cover. Packed one dozen balls in a box. Each, 10c.

Spalding Rocket Ball

No. 13. A good bounding ball; boys' size. One dozen balls in a box. Each, 5c.

Communications addressed to						
London England	A. G. SPALDING & BROS.					Edinburgh Scotland
in any of the following cities will receive attention						
For street numbers see inside front cover of this book						
New York	Boston	Philadelphia	Chicago	St. Louis	Cincinnati	San Francisco
Buffalo	Pittsburg	Washington	Detroit	Denver	Kansas City	New Orleans
Syracuse	Cleveland	Baltimore	Atlanta	Seattle	Minneapolis	Montreal, Can.

Prices in effect January 5, 1909. Subject to change without notice.

THE SPALDING
GUARANTEES
QUALITY



TRADE-MARK
ACCEPT NO
SUBSTITUTE

REG. U. S. PAT. OFF.

Durand-Steel Lockers

Wooden lockers are objectionable, because they attract vermin, absorb odors, can be easily broken into, and are dangerous on account of fire.

Lockers made from wire mesh or expanded metal afford little security, as they can be easily entered with wire cutters. Clothes placed in them become covered with dust, and the lockers themselves present a poor appearance, resembling animal cages.

Durand-Steel Lockers are made of finest grade furniture steel and are finished with gloss black, furnace-baked japan (400°), comparable to that used on hospital ware, which will never flake off nor require refinishing, as do paints and enamels.



Some of the 6,000 Durand-Steel Lockers Installed in the Public Gymnasiums of Chicago. 12'x 15'x 42", Double Tier.

Durand-Steel Lockers are usually built with doors perforated full length in panel design with sides and backs solid. This prevents clothes in one locker from coming in contact with wet garments in adjoining lockers, while plenty of ventilation is secured by having the door perforated its entire length, but, if the purchaser prefers, we perforate the backs also.


The cost of Durand-Steel Lockers is no more than that of first-class wooden lockers, and they last as long as the building, are sanitary, secure, and, in addition, are fire-proof.

THE FOLLOWING STANDARD SIZES ARE THOSE MOST COMMONLY USED:


DOUBLE TIER	SINGLE TIER
12 x 12 x 36 Inch	12 x 12 x 60 Inch
15 x 15 x 36 Inch	15 x 15 x 60 Inch
12 x 12 x 42 Inch	12 x 12 x 72 Inch
15 x 15 x 42 Inch	15 x 15 x 72 Inch

SPECIAL SIZES MADE TO ORDER.

We are handling lockers as a special contract business, and shipment will in every case be made direct from the factory in Chicago. If you will let us know the number of lockers, size and arrangement, we shall be glad to take up, through correspondence, the matter of prices.



Six Lockers in Double Tier



Three Lockers in Single Tier

Communications addressed to **A. G. SPALDING & BROS.** in any of the following cities will receive attention

For street numbers see inside front cover of this book

New York
Syracuse
Buffalo
Pittsburg

Boston
Philadelphia
Baltimore

Washington
Allanta
New Orleans

London
England

Edinburgh
Scotland

Montreal
Canada

Chicago
Cincinnati
Cleveland

St. Louis
Detroit
Denver

San Francisco
Kansas City
Minneapolis
Seattle

Prices in effect January 5, 1909. Subject to change without notice.

THE following index from Spalding's latest Catalogues will give an idea of the great variety of Athletic Goods manufactured by A. G. Spalding & Bros.

Ankle Brace, Skate
Archery
Ash Bars
Athletic Library
Attachments, Chest Weight

Bags, Bathing Suit
Bags, Caddy
Bags, Cricket
Bags, Uniform
Balls, Base
Balls, Basket
Ball Cleaner, Golf
Balls, Cricket
Balls, Golf
Balls, Playground
Balls, Squash
Balls, Tennis
Bandages, Elastic
Bar Bells
Bar Stalls
Bars, Parallel
Bases, Base Ball
Bases, Indoor
Basket Ball Wear
Bathing Suits
Bats, Base Ball
Bats, Cricket
Bats, Indoor
Batting Cage, Base Ball
Belts
Bladders, Basket Ball
Bladders, Foot Ball
Bladders, Striking Bags
Blades, Fencing
Blouses, Umpire
Boxing Gloves

Caddy Badges
Caps, Base Ball
Caps, University
Caps, Skull
Center Forks, Iron
Center Straps, Canvas
Chest Weights
Coats, Base Ball
Collars, Swimming
Combination Uniforms
Corks, Running
Cricket Goods
Croquet Goods
Cross Bars

Discus, Olympic
Discs, Marking
Discs, Rubber Golf
Disks, Striking Bag
Dumb Bells

Emblems
Equestrian Polo
Exerciser, Home
Exhibition Clubs

Fencing Sticks
Field Hockey
Finger Protection
Flags, College
Flags, Marking
Foil, Fencing
Foot Balls, Association
Foot Balls, Rugby
Foot Ball Goal Nets
Foot Ball Timer
Foul Flags

Gloves, Base Ball
Gloves, Cricket
Gloves, Fencing
Gloves, Golf
Gloves, Handball
Gloves, Hockey
Glove Softener
Goals, Basket Ball
Goal Cage, Polo
Goals, Foot Ball
Goals, Hockey
Golf Clubs
Golf Counters
Gollette
Grips, Athletic
Grips, Golf
Guy Ropes and Pegs
Gymnasium, Home
Gymnasium Board, Home

Hammers, Athletic
Handballs
Handle Cover, Rubber
Hangers for Indian Clubs
Hats, University
Head Harness
Health Pull
Hob Nails
Hockey Sticks
Hole Cutter, Golf
Hole Kim, Golf
Horizontal Bars
Hurdles, Safety

Indoor Base Ball
Indian Clubs
Inflaters, Foot Ball
Inflaters, Striking Bag

Jackets, Fencing
Jackets, Foot Ball
Jackets, Swimming
Jerseys
Knee Protectors
Knickerbockers, Foot Ball

Lace, Foot Ball
Lanes for Sprints
Lawn Bowls
Leg Guards, Cricket
Leg Guards, Foot Ball
Leg Guards, Hockey
Leg Guards, Polo
Letters, Embroidered
Letters, Woven
Lockers, Durand-Steel

Mallet, Cricket
Markers, Tennis
Masks, Base Ball
Masks, Fencing
Masks, Nose
Masseur, Abdominal
Mattresses
Medicine Balls
Megaphones
Mitts, Base Ball
Mitts, Handball
Mitts, Striking Bag
Moccasins
Mouthpiece, Foot Ball
Needle, Lacing
Nets, Tennis
Net, Volley Ball
Numbers, Competitors

Pad, Chamois, Fencing
Pads, Foot Ball
Paint, Golf
Pants, Base Ball
Pants, Basket Ball
Pants, Boys' Knee
Pants, Foot Ball
Pants, Hockey
Pants, Roller Polo
Pants, Running
Pistol, Starter's
Plastrons, Fencing
Plates, Base Ball Shoe
Plates, Home
Plates, Marking
Plates, Pitchers' Box
Plates, Teeing
Platforms, Striking Bag
Poles, Ski
Poles, Vaulting
Polo, Roller, Goods
Protector, Abdomen
Protector, Elbow
Protector, Polo
Protection for Running Shoes
Pucks, Hockey
Push Ball
Pushers, Chamois
Puttees, Golf

Quantity Prices
Quoits

Racket Covers
Rackets, Lawn Tennis
Racket Presses
Rackets Restrung
Rapiers
Reels for Tennis Posts
Referees' Horns
Referees' Whistle
Rings, Exercising
Rings, Swinging
Rowing Machines
Roque

Scabbards for Skates
Score Board, Golf
Score Books, Base Ball
Score Books, Basket Ball
Score Books, Cricket
Score Books, Golf
Score Books, Tennis
Scoring Tablets, Base Ball
Seven-Foot Circle
Shin Guards, Association
Shin Guards, Rugby
Shin Guards, Hockey
Shin Guards, Polo
Shirts, Base Ball
Shirts, Basket Ball
Shirts, Sleeveless
Shoes, Base Ball
Shoes, Basket Ball
Shoes, Bowling
Shoes, Cross Country
Shoe, Cricket
Shoes, Fencing
Shoes, Foot Ball, Association
Shoes, Foot Ball, Rugby
Shoes, Golf
Shoes, Gymnasium
Shoes, Jumping
Shoes, Running

Shoes, Skating
Shoes, Squash
Shoes, Tennis
Shot, Indoor
Shot, Massage
Skate Bags
Skates, Hockey
Skate Holders
Skates, Ice
Skates, Racing
Skates, Rink, Ice
Skate Rollers
Skates, Roller
Skates, Tubular
Skate Straps
Skis
Sleeve Bands, College
Slippers, Bathing
Snow Shoes
Squash Goods
Standards, Vaulting
Standards, Volley Ball
Starters' Pistol
Steel Cable
Sticks, Polo
Stockings
Stop Boards
Striking Bags
Studs, Golf
Stumps and Bails
Suits, Union, Foot Ball
Supporters
Supporters, Ankle
Supporters, Wrist
Suspensories
Sweaters
Swimming Suits
Swivel Striking Bags
Swords, Fencing
Swords, Duelling
Tackling Machine
Take off Board
Tapes, Adhesive
Tapes, Marking
Tapes, Measuring
Tees, Golf
Tennis Posts
Tether Tennis
Tights
Toboggans
Toboggan Cushions
Toboggan Toe Caps
Toe Boards
Toques
Trapeze, Adjustable
Trapeze, Single
Trousers, Y. M. C. A.
Trunks, Bathing
Trunks, Velvet
Trunks, Worsted
Umpire Indicator
Uniforms, Base Ball
Varnish for Gut
Volley Balls
Water Polo Ball
Wands, Calisthenic
Watches, Stop
Water Wings
Weights, 56-lb.
Whistles, Referees'
Whitely Exerciser
Wrist Machine

Standard Policy

A Standard Quality must be inseparably linked to a Standard Policy.

Without a definite and Standard Mercantile Policy, it is impossible for a manufacturer to long maintain a Standard Quality.

To market his goods through the jobber, a manufacturer must provide a profit for the jobber as well as the retail dealer. To meet these conditions of Dual Profits, the manufacturer is obliged to set a proportionately high list price on his goods to the consumer.

To enable the glib salesman, when booking his orders, to figure out attractive profits to both the jobber and retailer, these high list prices are absolutely essential; but their real purpose will have been served when the manufacturer has secured his order from the jobber, and the jobber has secured his order from the retailer.

However, these deceptive high list prices are not fair to the consumer, who does not, and, in reality, is not ever expected to pay these fancy list prices.

When the season opens for the sale of such goods, with their misleading but alluring high list prices, the retailer begins to realize his responsibilities, and grapples with the situation as best he can, by offering "special discounts," which vary with local trade conditions.

Under this system of merchandising, the profits to both the manufacturer and the jobber are assured; but as there is no stability maintained in the prices to the consumer, the keen competition amongst the local dealers invariably leads to a demoralized cutting of prices by which the profits of the retailer are practically eliminated.

This demoralization always reacts on the manufacturer. The jobber insists on lower, and still lower, prices. The manufacturer, in his turn, meets this demand for the lowering of prices by the only way open to him, viz.: the cheapening and degrading of the quality of his product.

The foregoing conditions became so intolerable that, ten years ago, in 1899, A. G. Spalding & Bros. determined to rectify this demoralization in the Athletic Goods Trade, and inaugurated what has since become known as "The Spalding Policy."

The "Spalding Policy" eliminates the jobber entirely, so far as Spalding Goods are concerned, and the retail dealer secures his supply of Spalding Athletic Goods direct from the manufacturer under a restricted retail price arrangement by which the retail dealer is assured a fair, legitimate and certain profit on all Spalding Athletic Goods, and the consumer is assured a Standard Quality and is protected from imposition.

The "Spalding Policy" is decidedly for the interest and protection of the users of Athletic Goods, and acts in two ways:

FIRST—The user is assured of genuine Official Standard Athletic Goods, and the same fixed prices to everybody.

SECOND—As manufacturers, we can proceed with confidence in purchasing at the proper time, the very best raw materials required in the manufacture of our various goods, well ahead of their respective seasons, and this enables us to provide the necessary quantity and absolutely maintain the Spalding Standard of Quality.

All retail dealers handling Spalding Athletic Goods are required to supply consumers at our regular printed catalogue prices—neither more nor less—the same prices that similar goods are sold for in our New York, Chicago and other stores.

All Spalding dealers, as well as users of Spalding Athletic Goods, are treated exactly alike, and no special rebates or discriminations are allowed to anyone.

Positively, nobody; not even officers, managers, salesmen or other employes of A. G. Spalding & Bros., or any of their relatives or personal friends, can buy Spalding Athletic Goods at a discount from the regular catalogue prices.

This, briefly, is the "Spalding Policy," which has already been in successful operation for the past ten years, and will be indefinitely continued.

In other words, "The Spalding Policy" is a "square deal" for everybody.

A. G. SPALDING & BROS.

By *A. G. Spalding*
PRESIDENT

1 COPY DEL TO CAT. DIV.

NOV 18 1903

LIBRARY OF CONGRESS



0 006 010 339 2

