General Layout of Naruo Plant. (May, 1945)

Last Bldg # in Ink # 126

SEE CORRECTED DRWG.
DATED Nov. 3rd 1945

Scale in ft.

0 50 100 150 200 300 400 500ft.

Omit numbers 15, 16, 37, 104 & 105
These numbers not used.

Legend.

No.		Ground Area Sq Ft	height
1	Sheet Metal Shop		19'-8"
2	Press & Heat treatment		19'-8"
3	Layout Shop		29'-6"
4	Machine Shop		44'-2"
5	Warehouse		45'-11"
11	Kitchen		
12	Repair research room		
13	Office		
14	Store		
22	Store		5'-9"
24	Carpenter Shop		
38	Warehouse		
43	Warehouse		
46	Spar Assembly		
57	Production Office		9'-6"
59	MAIN OFFICE		18'-11"
67	Darmitary		
73	Final Assembly		
76	Experimental Shop		28'-2"
77	Production Office		30'-9"
78	Foundry		2'-8"
79	Warehouse		
80	Warehouse		
85	Tail Unit Assembly		
87	Forging Shop		
95	Final Assembly		
96	Wing Assembly		
107	Fuselage Assembly		
108	Experimental Shop		
110, 113, 121 / 111, 114, 122 / 112, 115, 123	School		
117, 118, 119	Warehouses.		

Kawanishi Aircraft
Kobe
Target 9025-18

By HR-M NARA, Date 3/6/91

鳴尾製作所 全体配置図

縮尺 1/2000

GENERAL ARRANGEMENT OF NARUO PLANT

Scale 1/2000 Dimension in metric system.

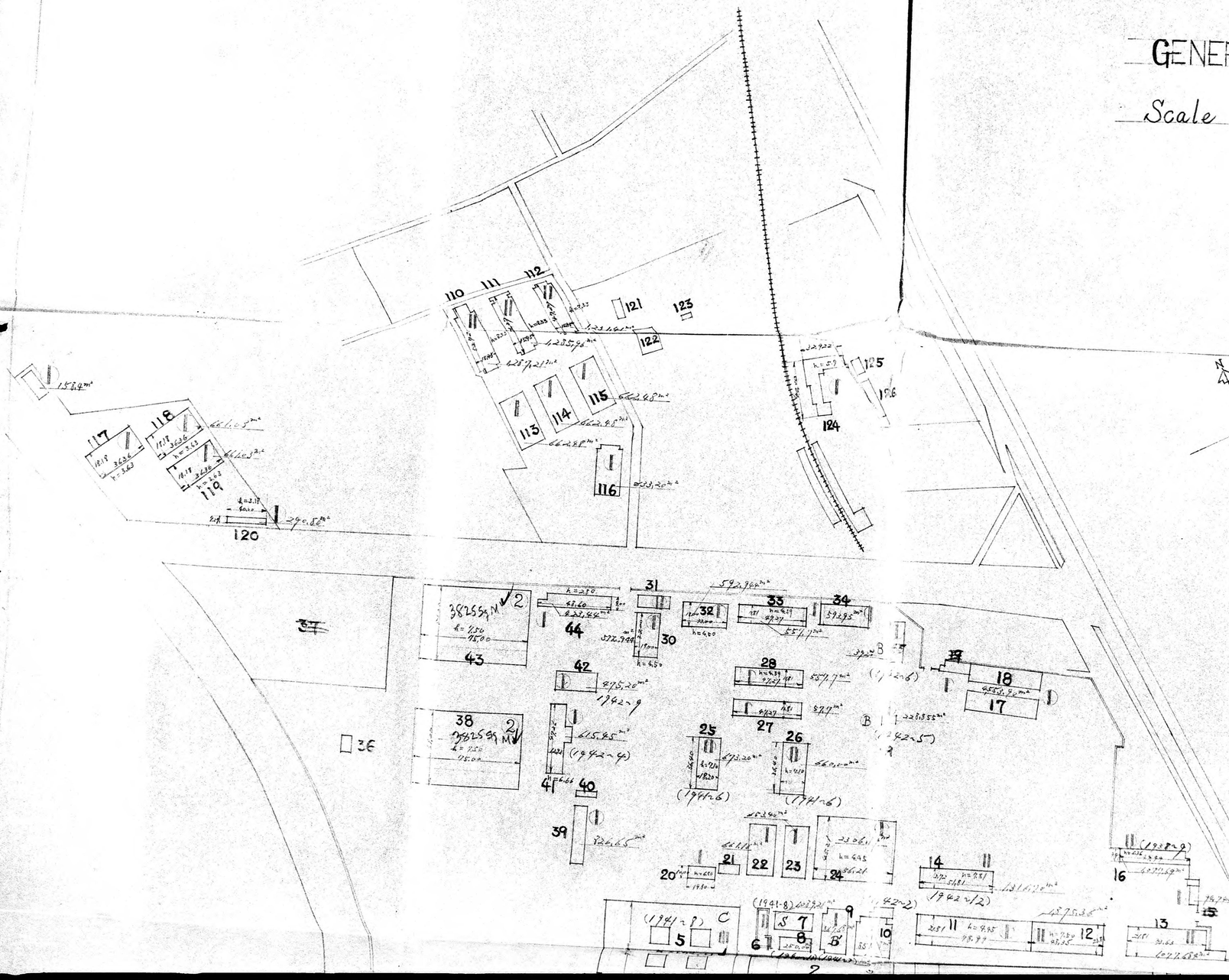

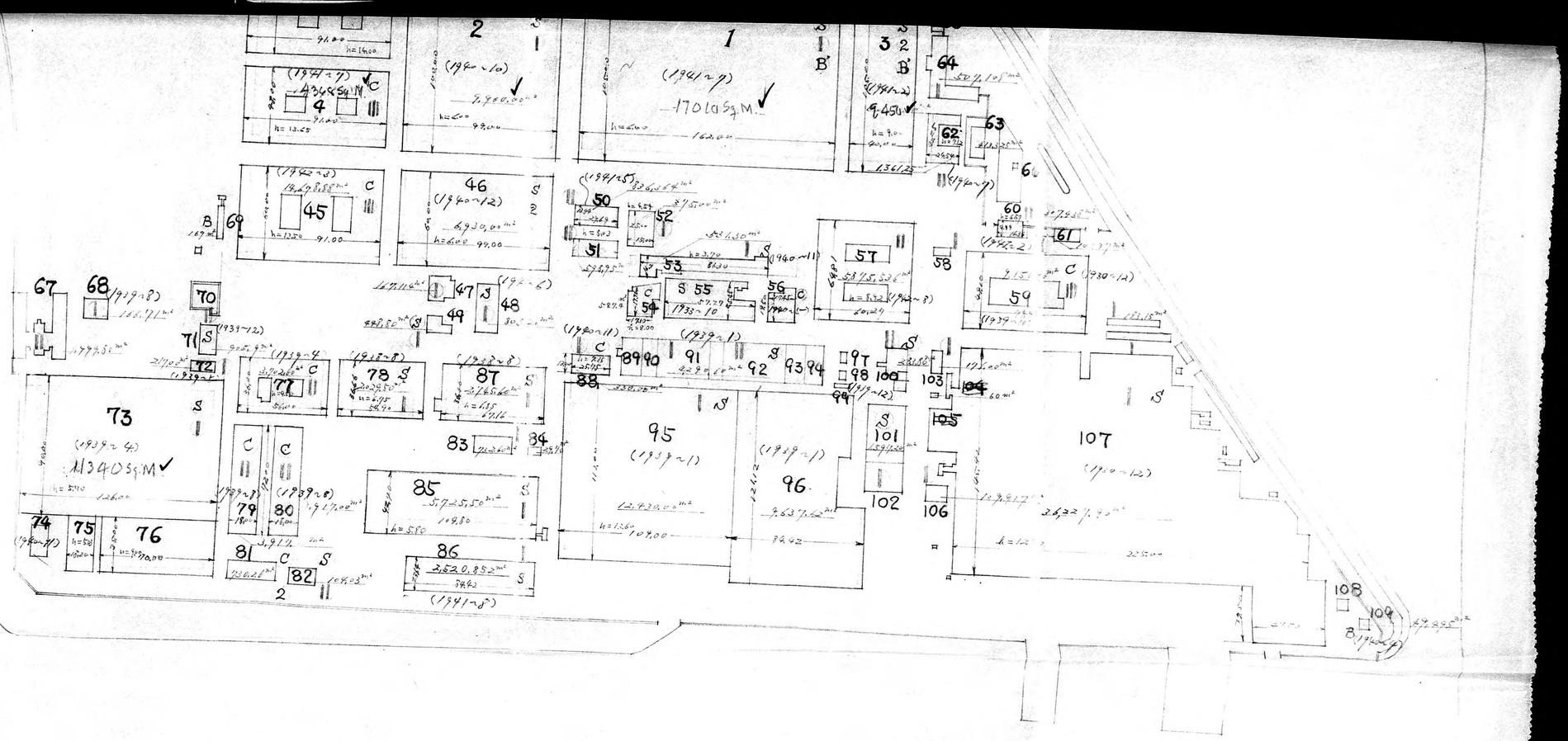

Use Dimensions for areas and Not areas shown unless checked in ink thus ✓

Corrected Drawing
Nov 3rd 1945

Omit numbers 15, 19, 37, 104 & 105
These numbers not used

S	Steel Building.	I	One story Building.
C	Concrete Building.	II	Two story Building.
B	Brick Building.	2	One story with mezzanine floor.
	Wooden Building.	III	Three story Building.
		B	One story with basement.

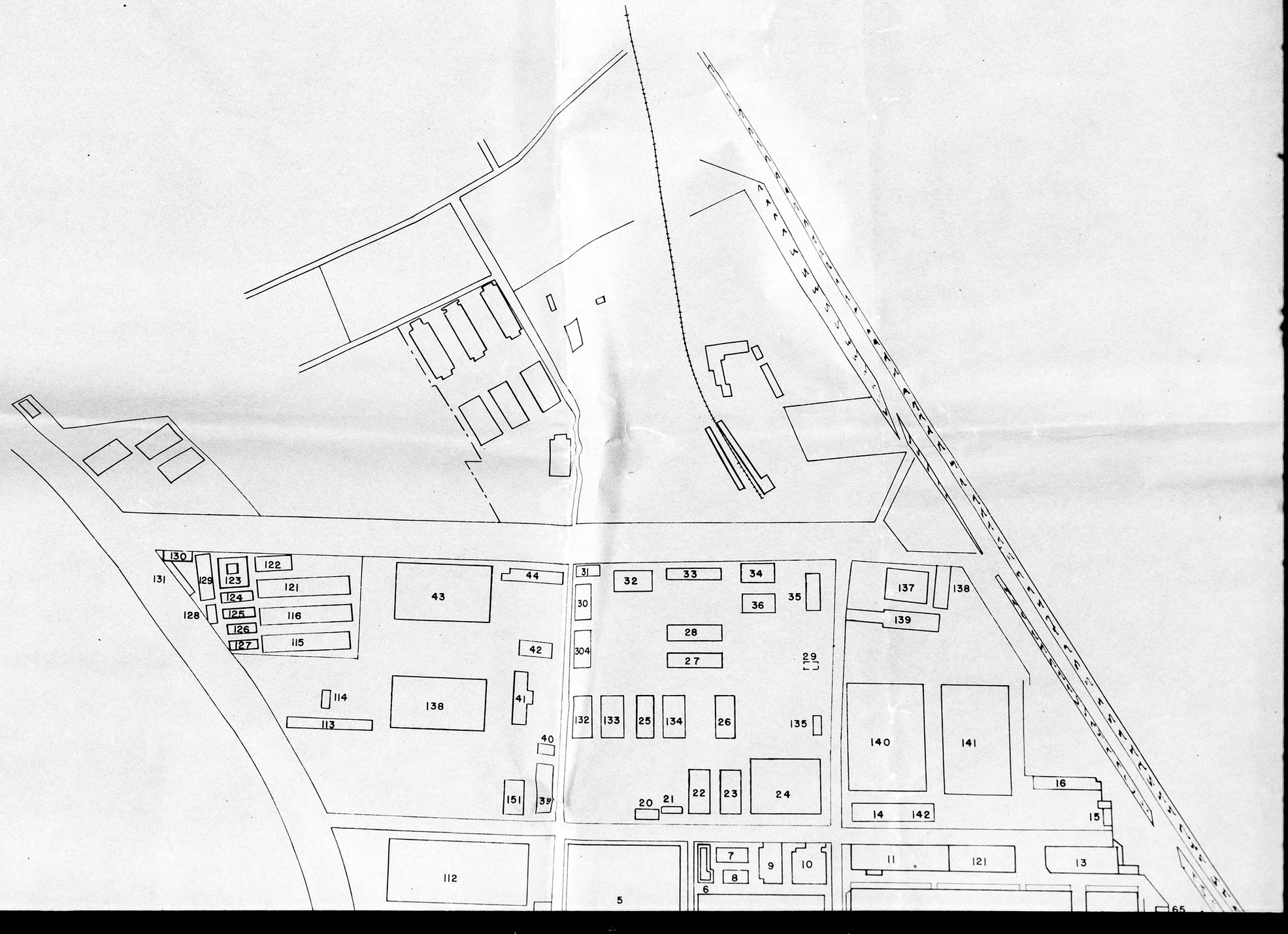
130
131
129
123
122
121
124
125
116
126
127
115
128
43
44
42
114
113
138
41
40
151
39
31
32
33
34
36
35
30
304
28
27
29
132
133
25
134
26
135
20
21
22
23
24
137
138
139
140
141
16
15
14
142
112
5
7
8
9
10
6
11
121
13
65

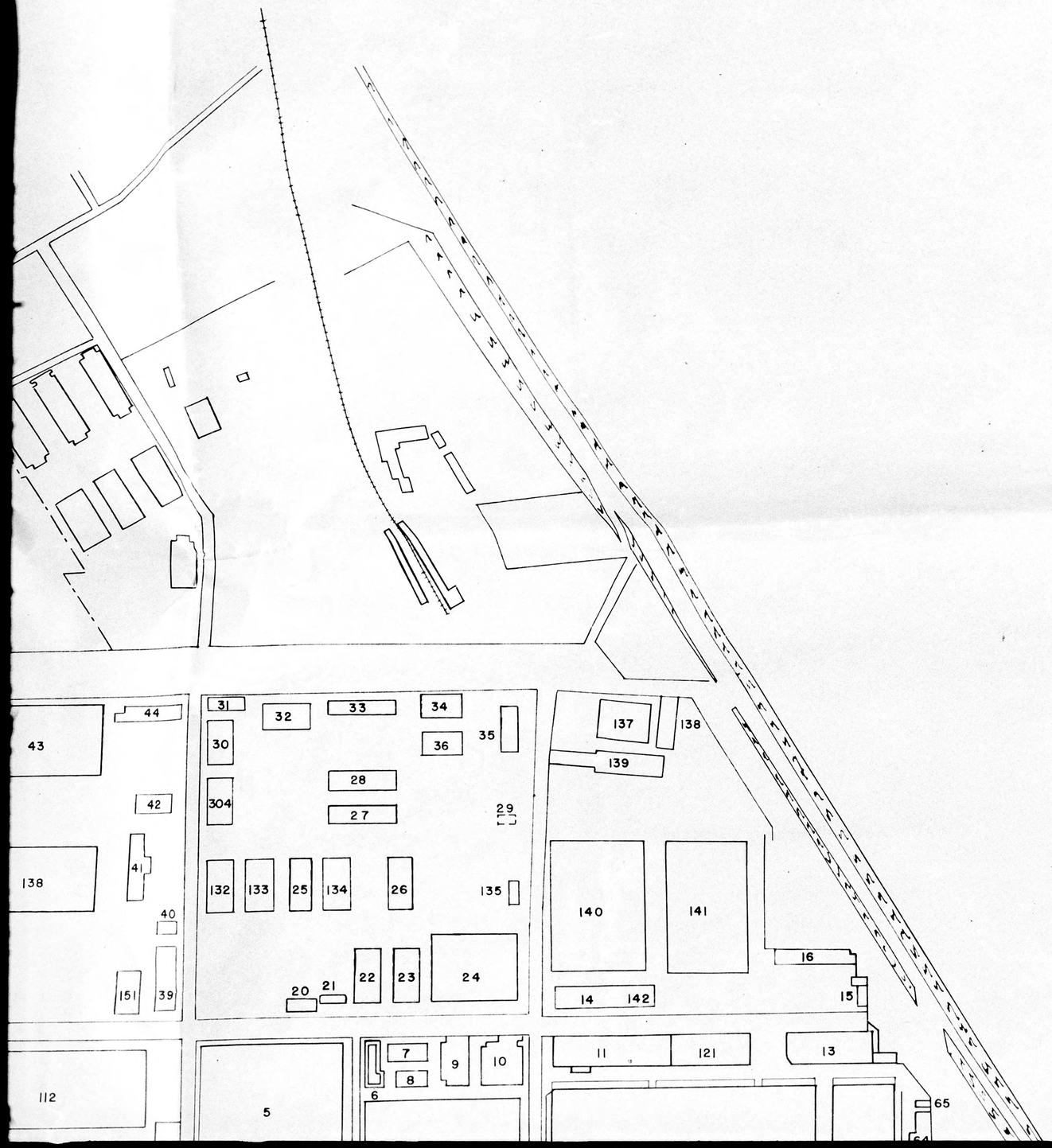

BLDG. NO.	NAME OF BUILDING	TYPE CONSTRUCTION
1	STEEL METAL SHOP	S
2	PRESS & HEAT TREATMENT SHOP	S
3	LAYOUT SHOP	S
4	MACHINE SHOP	RC
5	GENERAL WAREHOUSE	RC
8	BOILER HOUSE	W
10	KITCHEN	W
11	KITCHEN	W
12	REPAIR RESEARCH	W
13	OFFICE	W
45	JIG SHOP	RC
46	SPAR ASSEMBLY	S
53	EXPERIMENTAL SHOP	S
54	EXPERIMENTAL SHOP	RC
55	EXPERIMENTAL SHOP	S
56	EXPERIMENTAL SHOP	RC
57	PRODUCTION OFFICE	W
59	OFFICE BUILDING	RC
73	FINAL ASSEMBLY	RC
78	FOUNDRY	S
85	TAIL UNIT ASSEMBLY	S
86	TAIL UNIT ASSEMBLY	S
87	FORGE SHOP	S
91	UNKNOWN	S
92	PROPELLER SHOP	S
95	UNKNOWN	S
96	WING ASSEMBLY	S
100	BOILER HOUSE	S
107	FUSELAGE ASSEMBLY	S

LEGEND

RC	REINFORCED CONCRETE
S	STEEL FRAME
W	WOOD FRAME

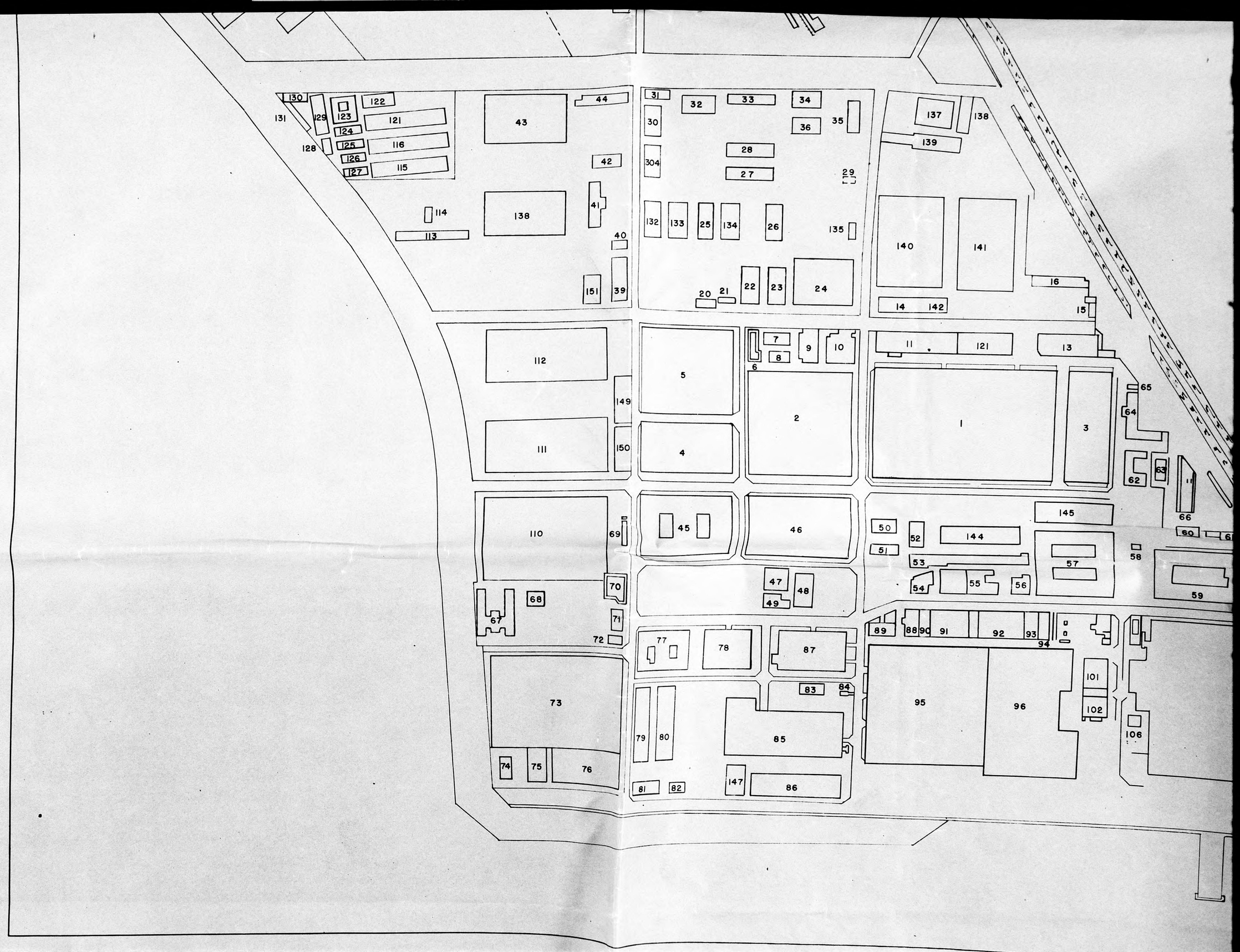
130
131
129
123
122
121
124
125
128
116
126
127
115
43
44
42
41
114
113
138
40
151
39
31
32
33
34
30
36
35
304
28
27
29
132
133
25
134
26
135
20
21
22
23
24
137
138
139
140
141
16
14
142
15
112
149
111
150
5
7
8
9
10
6
2
11
121
13
1
3
65
64
63
62
66
145
110
69
45
46
50
52
144
51
53
57
58
54
55
56
59
70
68
67
71
72
47
48
49
77
78
87
89
88
90
91
92
93
94
73
83
84
95
96
101
102
106
79
80
85
74
75
76
81
82
147
86

46	SPAR ASSEMBLY	S
53	EXPERIMENTAL SHOP	S
54	EXPERIMENTAL SHOP	RC
55	EXPERIMENTAL SHOP	S
56	EXPERIMENTAL SHOP	RC
57	PRODUCTION OFFICE	W
59	OFFICE BUILDING	RC
73	FINAL ASSEMBLY	RC
78	FOUNDRY	S
85	TAIL UNIT ASSEMBLY	S
86	TAIL UNIT ASSEMBLY	S
87	FORGE SHOP	S
91	UNKNOWN	S
92	PROPELLER SHOP	S
95	UNKNOWN	S
96	WING ASSEMBLY	S
100	BOILER HOUSE	S
107	FUSELAGE ASSEMBLY	S

LEGEND

RC	REINFORCED CONCRETE
S	STEEL FRAME
W	WOOD FRAME

N

0 100 200 400 600

SCALE IN FEET

U.S. STRATEGIC BOMBING SURVEY

KAWANISHI AIRCRAFT CO. LTD.
NARUO, JAPAN
GENERAL LAYOUT

FIGURE

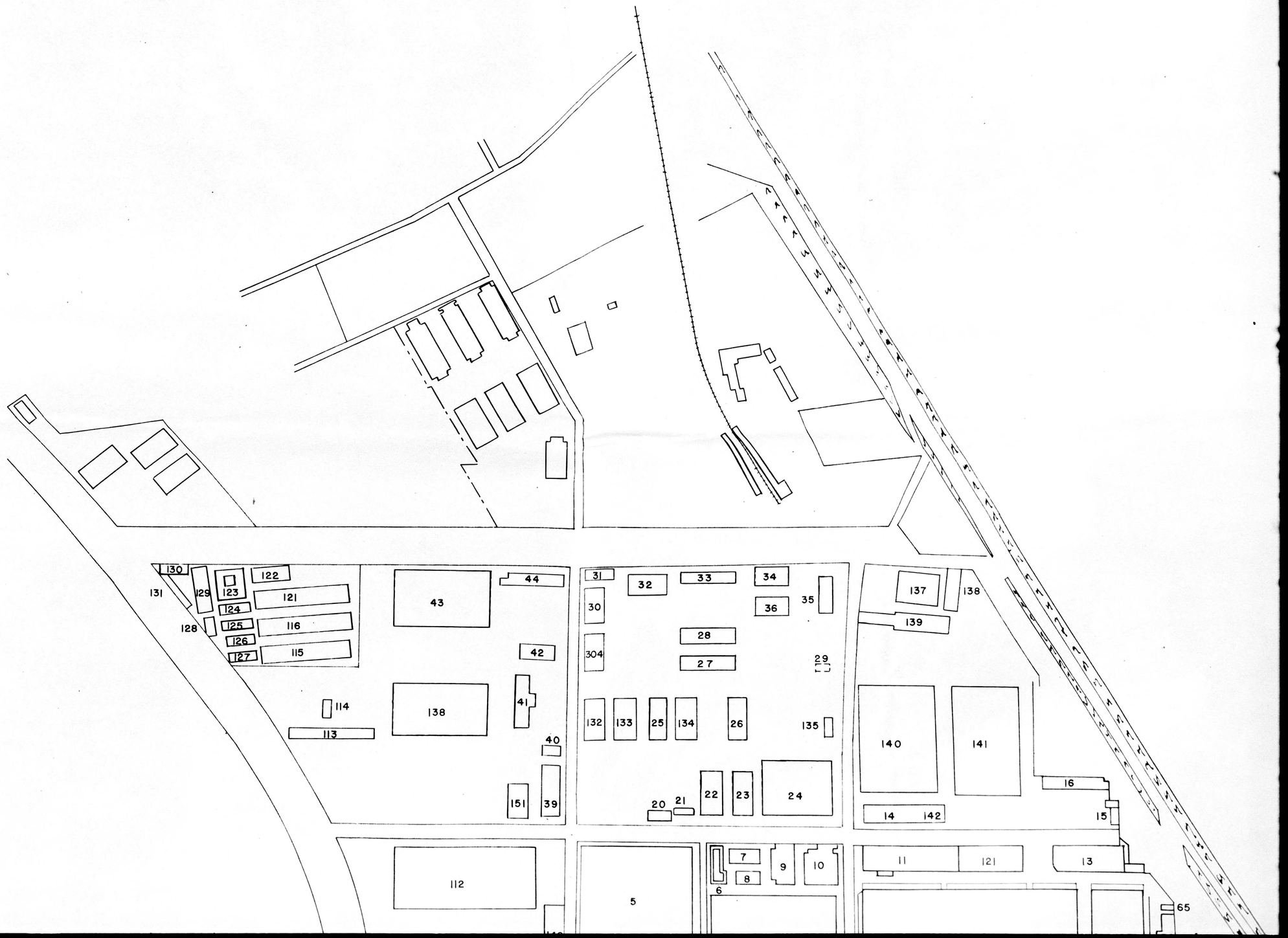
130
131
129
123
122
121
124
125
116
126
127
115
128
43
44
42
41
114
138
113
40
151
39
112
31
32
33
34
35
36
30
28
304
27
29
132
133
25
134
26
135
20
21
22
23
24
137
138
139
140
141
16
14
142
15
5
7
8
9
10
6
11
121
13
65

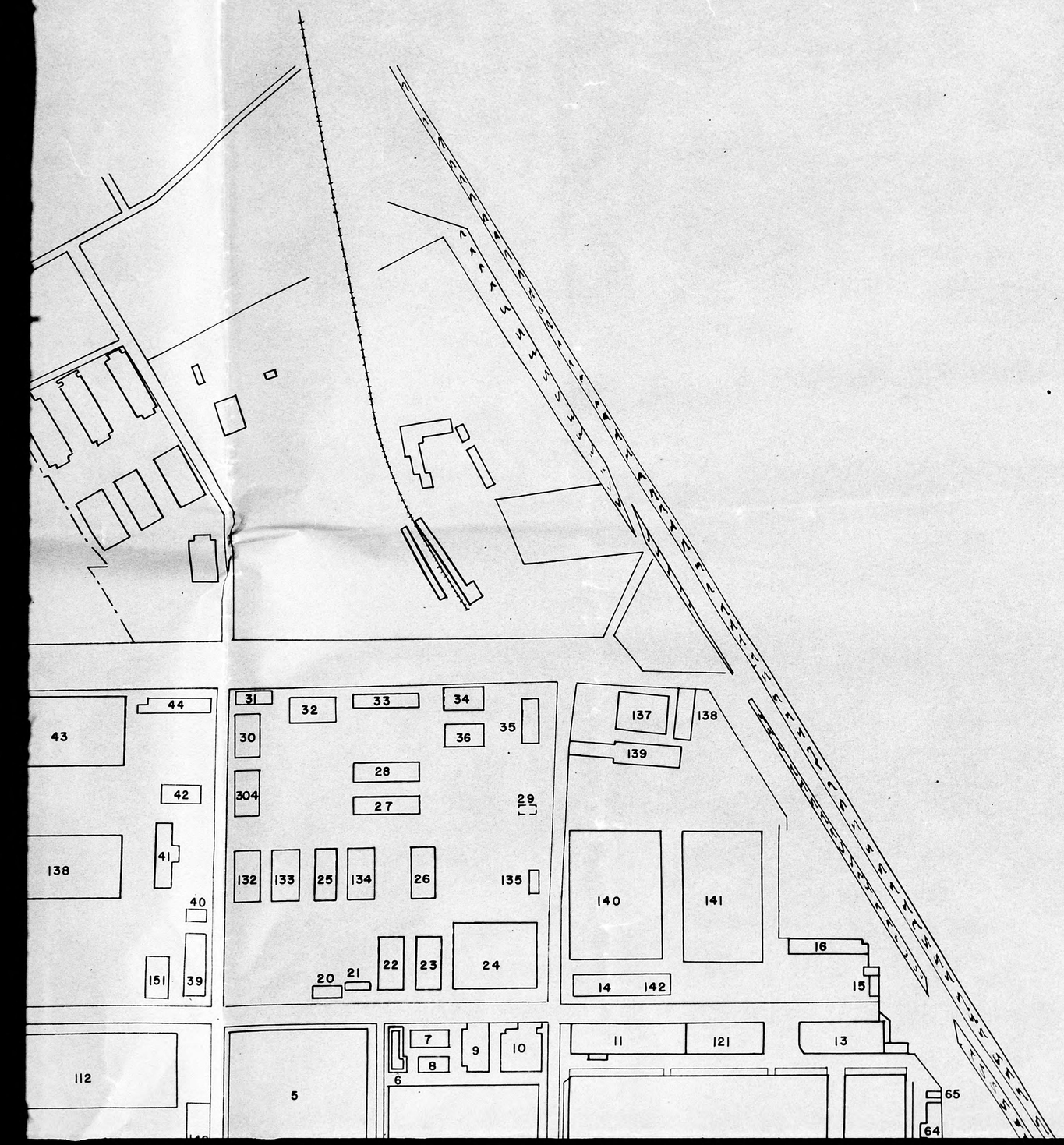

BLDG. NO.	NAME OF BUILDING	TYPE CONSTRUCTION
1	STEEL METAL SHOP	S
2	PRESS & HEAT TREATMENT SHOP	S
3	LAYOUT SHOP	S
4	MACHINE SHOP	RC
5	GENERAL WAREHOUSE	RC
8	BOILER HOUSE	W
10	KITCHEN	W
11	KITCHEN	W
12	REPAIR RESEARCH	W
13	OFFICE	W
45	JIG SHOP	RC
46	SPAR ASSEMBLY	S
53	EXPERIMENTAL SHOP	S
54	EXPERIMENTAL SHOP	RC
55	EXPERIMENTAL SHOP	S
56	EXPERIMENTAL SHOP	RC
57	PRODUCTION OFFICE	W
59	OFFICE BUILDING	RC
73	FINAL ASSEMBLY	RC
78	FOUNDRY	S
85	TAIL UNIT ASSEMBLY	S
86	TAIL UNIT ASSEMBLY	S
87	FORGE SHOP	S
91	UNKNOWN	S
92	PROPELLER SHOP	S
95	UNKNOWN	S
96	WING ASSEMBLY	S
100	BOILER HOUSE	S
107	FUSELAGE ASSEMBLY	S

LEGEND

RC	REINFORCED CONCRETE
S	STEEL FRAME
W	WOOD FRAME

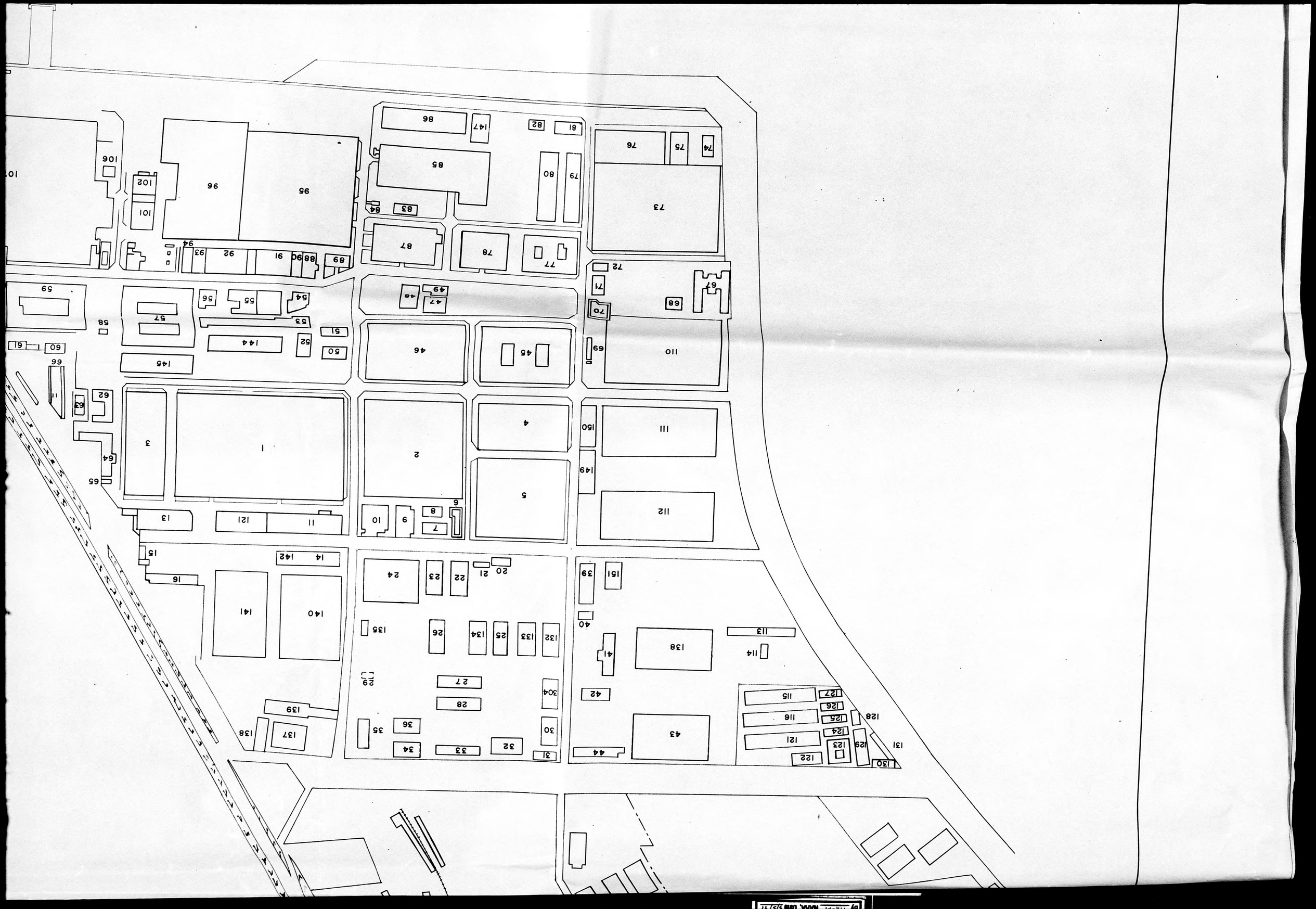
1
2
3
4
5
6
7
8
9
10
11
12
13
14
15
16
20
21
22
23
24
25
26
27
28
29
30
31
32
33
34
35
36
38
39
40
41
42
43
44
45
46
47
48
49
50
51
52
53
54
55
56
57
58
59
60
61
62
63
64
65
66
67
68
69
70
71
72
73
74
75
76
77
78
79
80
81
82
83
84
85
86
87
88
89
90
91
92
93
94
95
96
101
102
106
107
110
111
112
113
114
115
116
117
120
121
122
123
124
125
126
127
128
129
130
131
133
134
135
137
138
139
140
141
142
144
145
147
149
150
151
304

8	BOILER HOUSE	RC
10	KITCHEN	W
11	KITCHEN	W
12	REPAIR RESEARCH	W
13	OFFICE	W
45	JIG SHOP	W
46	SPAR ASSEMBLY	RC
53	EXPERIMENTAL SHOP	S
54	EXPERIMENTAL SHOP	S
55	EXPERIMENTAL SHOP	RC
56	EXPERIMENTAL SHOP	S
57	PRODUCTION OFFICE	RC
59	OFFICE BUILDING	W
73	FINAL ASSEMBLY	RC
78	FOUNDRY	RC
85	TAIL UNIT ASSEMBLY	S
86	TAIL UNIT ASSEMBLY	S
87	FORGE SHOP	S
91	UNKNOWN	S
92	PROPELLER SHOP	S
95	UNKNOWN	S
96	WING ASSEMBLY	S
100	BOILER HOUSE	S
107	FUSELAGE ASSEMBLY	S

LEGEND

RC	REINFORCED CONCRETE
S	STEEL FRAME
W	WOOD FRAME

N

0 100 200 400 600

SCALE IN FEET

U.S. STRATEGIC BOMBING SURVEY

KAWANISHI AIRCRAFT CO. LTD.

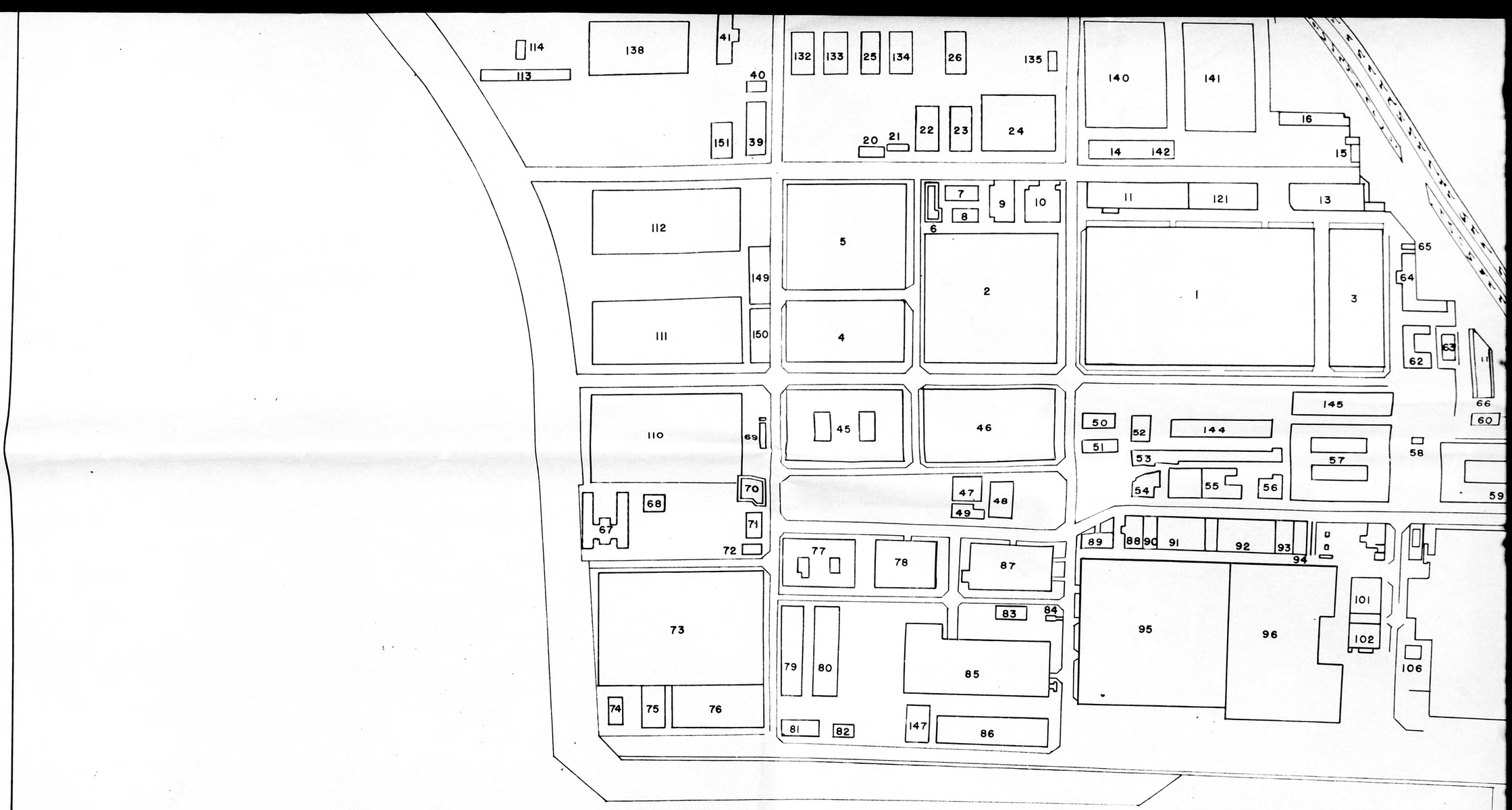
114
113
138
41
40
39
151
132
133
25
134
26
135
20
21
22
23
24
140
141
16
15
14
142
112
149
111
150
5
4
7
8
6
9
10
2
11
121
13
1
3
65
64
62
63
66
60
110
69
70
68
67
71
72
45
46
47
48
49
145
50
52
144
51
53
57
58
54
55
56
59
77
78
87
89
88
90
91
92
93
94
73
79
80
83
84
85
95
96
101
102
106
74
75
76
81
82
147
86

92	PROPELLER SHOP	S
95	UNKNOWN	S
96	WING ASSEMBLY	S
100	BOILER HOUSE	S
107	FUSELAGE ASSEMBLY	S

LEGEND

RC	REINFORCED CONCRETE
S	STEEL FRAME
W	WOOD FRAME

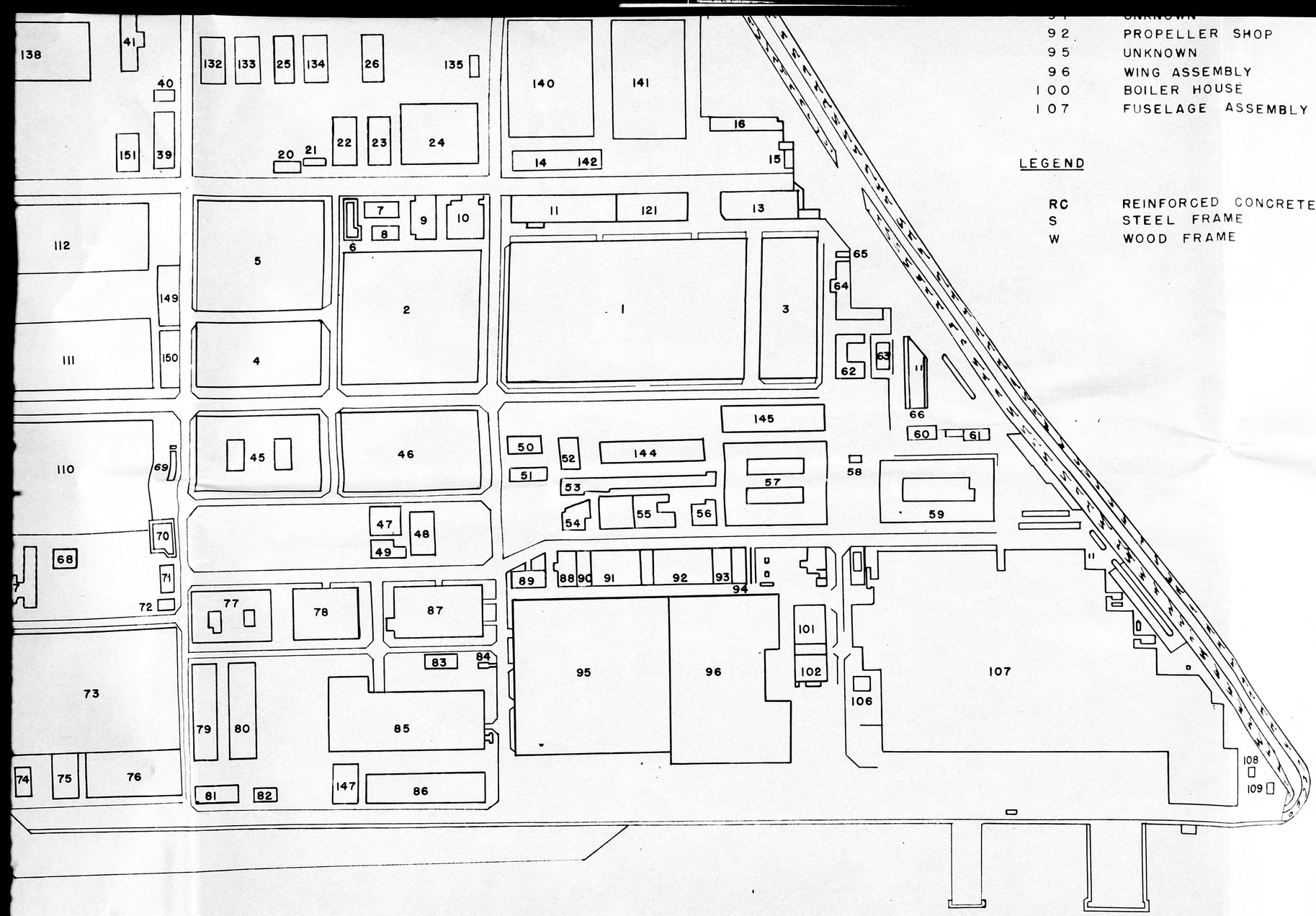

U.S. STRATEGIC BOMBING SURVEY

KAWANISHI AIRCRAFT CO. LTD.

NARUO, JAPAN

GENERAL LAYOUT

FIGURE

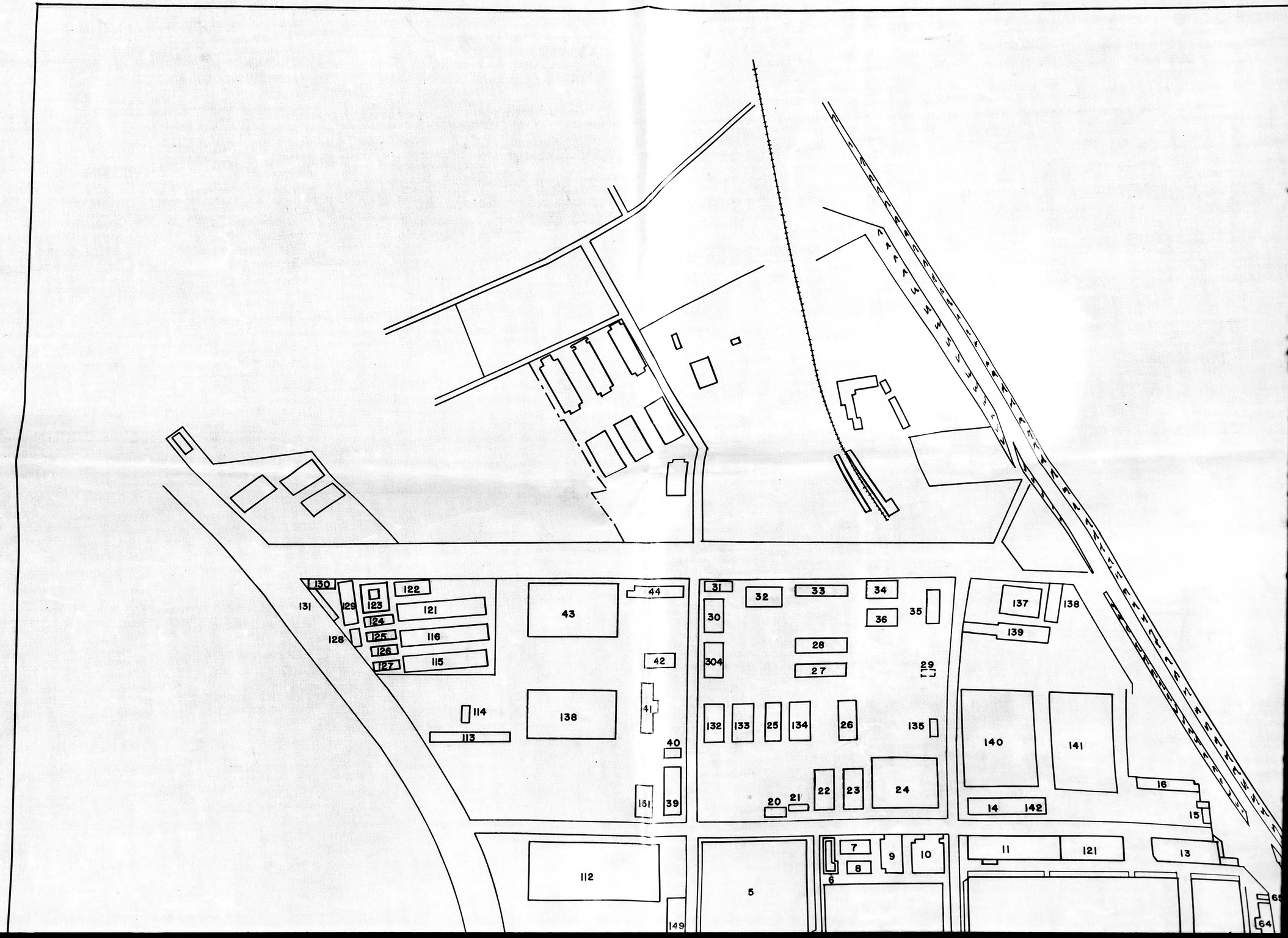
130
131
129
123
122
121
124
128
125
116
126
127
115
43
44
42
41
114
113
138
40
151
39
31
32
33
34
35
36
30
28
304
27
29
132
133
25
134
26
135
20
21
22
23
24
137
138
139
140
141
16
14
142
15
112
149
5
7
8
6
9
10
11
121
13
65
64

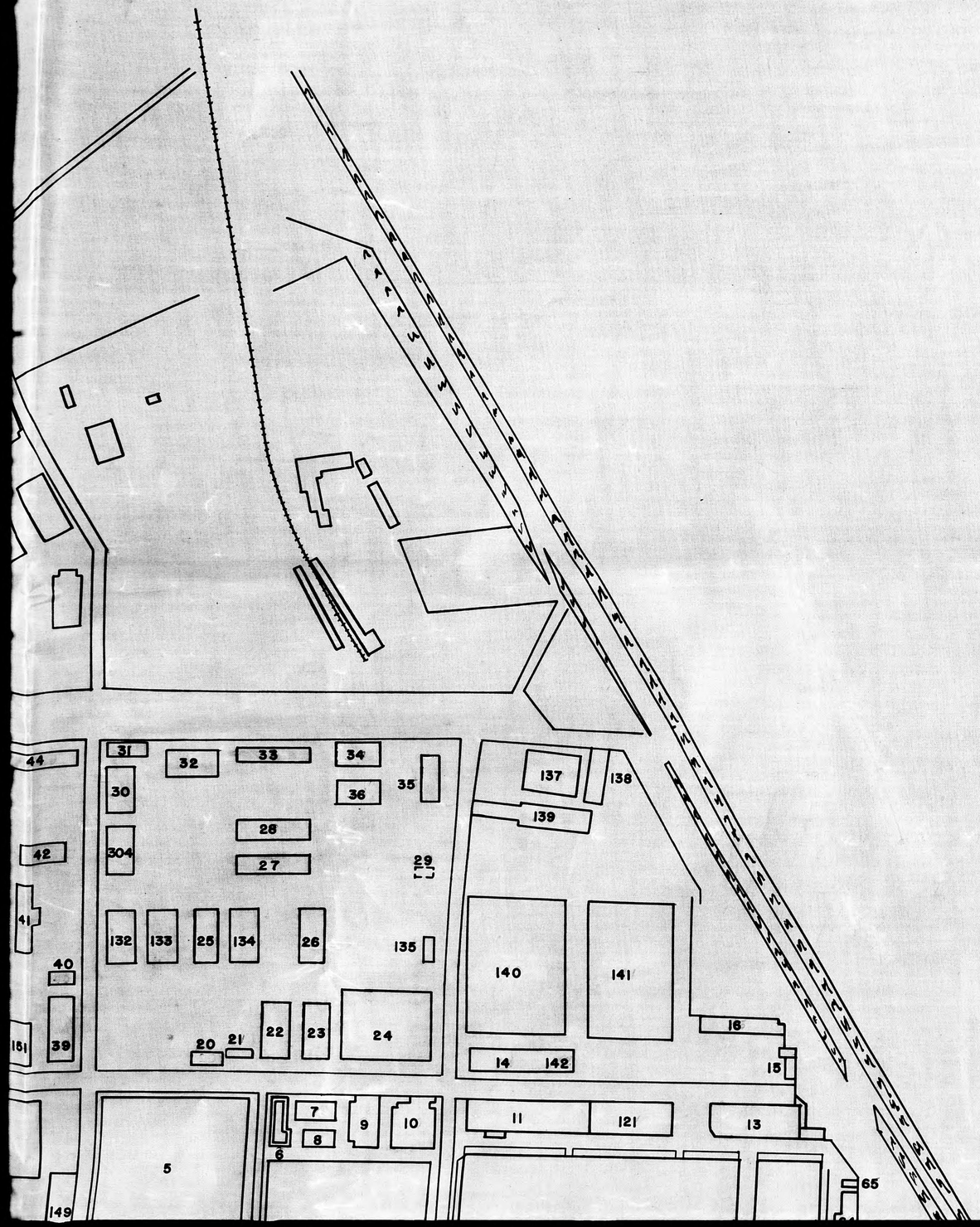

BLDG. NO.	NAME OF BUILDING	TYPE CONSTRUCTION
1	STEEL METAL SHOP	S
2	PRESS & HEAT TREATMENT SHOP	S
3	LAYOUT SHOP	S
4	MACHINE SHOP	RC
5	GENERAL WAREHOUSE	RC
8	BOILER HOUSE	W
10	KITCHEN	W
11	KITCHEN	W
12	REPAIR RESEARCH	W
13	OFFICE	W
45	JIG SHOP	RC
46	SPAR ASSEMBLY	S
53	EXPERIMENTAL SHOP	S
54	EXPERIMENTAL SHOP	RC
55	EXPERIMENTAL SHOP	S
56	EXPERIMENTAL SHOP	RC
57	PRODUCTION OFFICE	W
59	OFFICE BUILDING	RC
73	FINAL ASSEMBLY	RC
78	FOUNDRY	S
85	TAIL UNIT ASSEMBLY	S
86	TAIL UNIT ASSEMBLY	S
87	FORGE SHOP	S
91	UNKNOWN	S
92	PROPELLER SHOP	S
95	UNKNOWN	S
96	WING ASSEMBLY	S
100	BOILER HOUSE	S
107	FUSELAGE ASSEMBLY	S

LEGEND

RC	REINFORCED CONCRETE
S	STEEL FRAME
W	WOOD FRAME

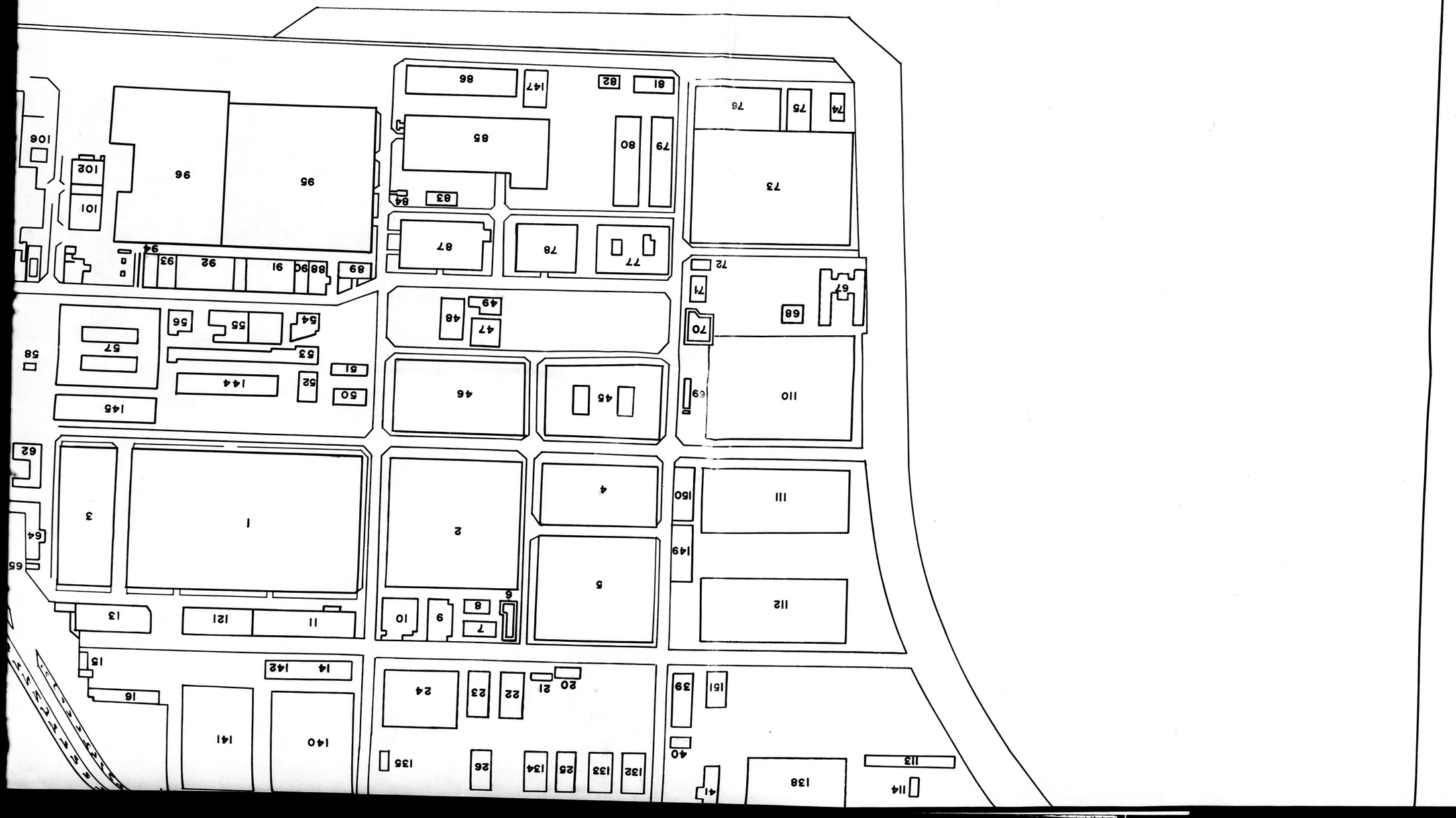
106
102
101
96
95
94
93
92
91
90
88
89
86
147
85
83
84
82
81
80
79
87
78
77
76
75
74
73
72
71
67
68
70
69
110
49
48
47
46
45
58
57
56
55
54
53
52
51
50
144
145
62
64
65
3
1
2
4
5
6
7
8
9
10
11
121
13
15
14
142
16
141
140
24
23
22
21
20
135
26
134
25
133
132
150
149
111
112
39
151
40
41
138
113
114

91	UNKNOWN	S
92	PROPELLER SHOP	S
95	UNKNOWN	S
96	WING ASSEMBLY	S
100	BOILER HOUSE	S
107	FUSELAGE ASSEMBLY	S

LEGEND

RC	REINFORCED CONCRETE
S	STEEL FRAME
W	WOOD FRAME

SCALE IN FEET

U.S. STRATEGIC BOMBING SURVEY

KAWANISHI AIRCRAFT CO. LTD.
NARUO, JAPAN
GENERAL LAYOUT

FIGURE

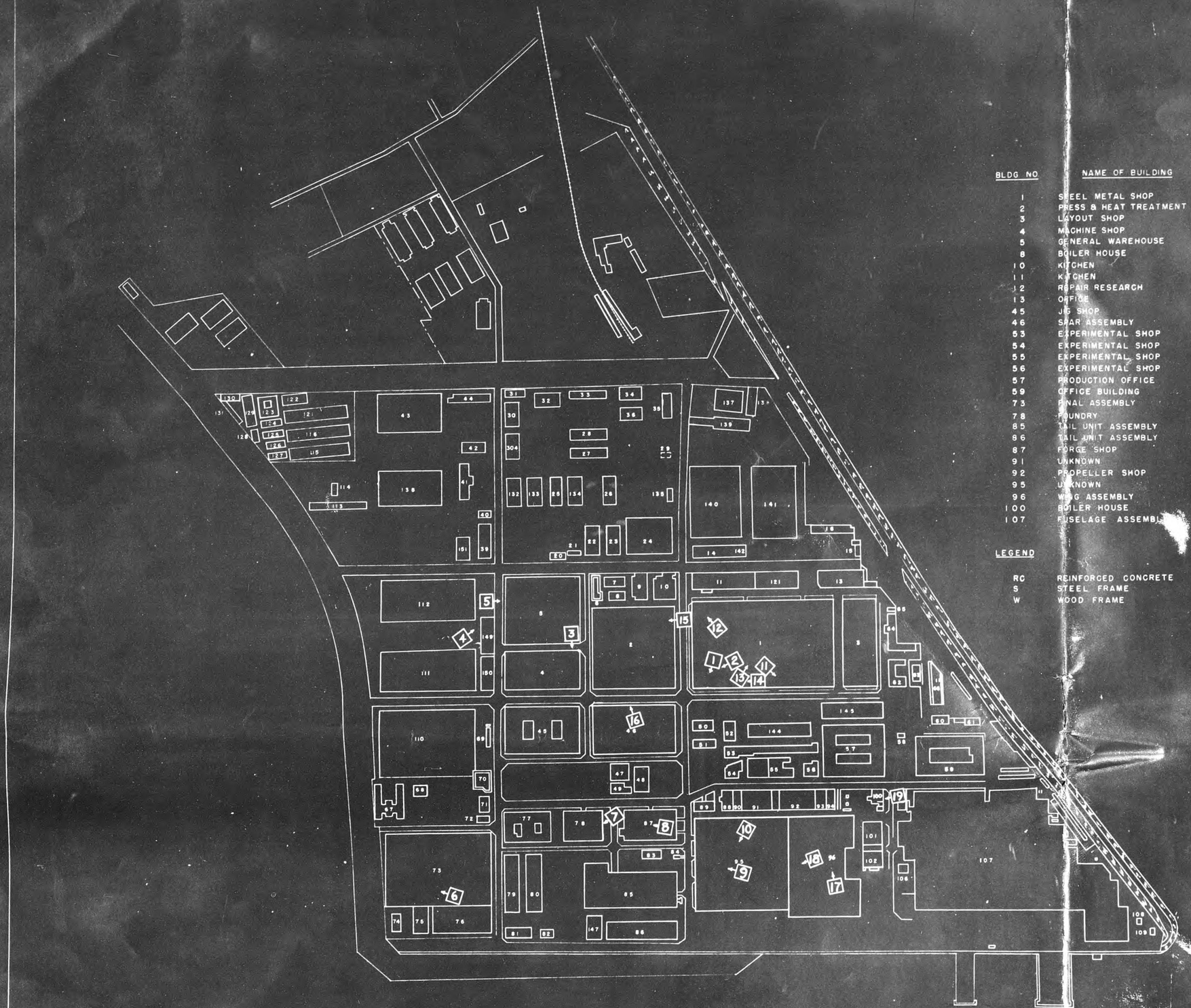

BLDG NO	NAME OF BUILDING	TYPE CONSTRUCTION
1	SHEET METAL SHOP	S
2	PRESS & HEAT TREATMENT SHOP	S
3	LAYOUT SHOP	S
4	MACHINE SHOP	RC
5	GENERAL WAREHOUSE	RC
8	BOILER HOUSE	W
10	KITCHEN	W
11	KITCHEN	W
12	REPAIR RESEARCH	W
13	OFFICE	W
45	JIG SHOP	RC
46	SPAR ASSEMBLY	S
53	EXPERIMENTAL SHOP	S
54	EXPERIMENTAL SHOP	RC
55	EXPERIMENTAL SHOP	S
56	EXPERIMENTAL SHOP	RC
57	PRODUCTION OFFICE	W
59	OFFICE BUILDING	RC
73	FINAL ASSEMBLY	RC
78	FOUNDRY	S
85	TAIL UNIT ASSEMBLY	S
86	TAIL UNIT ASSEMBLY	S
87	FORGE SHOP	S
91	UNKNOWN	S
92	PROPELLER SHOP	S
95	UNKNOWN	S
96	WING ASSEMBLY	S
100	BOILER HOUSE	S
107	FUSELAGE ASSEMBLY	S

LEGEND

RC	REINFORCED CONCRETE
S	STEEL FRAME
W	WOOD FRAME

PHOTO & DIRECTION THUS

0 100 200 400 600

SCALE IN FEET

U.S. STRATEGIC BOMBING SURVEY

KAWANISHI AIRCRAFT CO. LTD.
NARUO, JAPAN
GENERAL LAYOUT
PHOTO PLOT FIGURE 3.

TARGET NO. 18 — NAME OF PLANT KAWANISHI AIRCRAFT WARUO

TABLE I

NO. OF BLDG.	NAME OF BLDG.	GROUND AREA OF BUILDING IN SQ FT	NO. STORIES	FLR. AREA IF MORE THAN ONE STORY IN SQ FT	HT. OF EAVES IN FT	DESCRIPTION OF STRUCTURE	VULNERABILITY: FIRE RESISTIVE	VULNERABILITY: NON COMBUSTIBLE	VULNERABILITY: COMBUSTIBLE	FLOORS TYPE & THICKNESS	EXTERIOR COLUMNS & DIMENSIONS C.C.	INTERIOR COLUMNS & DIMENSIONS	TRUSSES TYPE - SPAN	EXTERIOR WALLS BEARING, CURTAIN - THICKNESS	INTERIOR WALLS BEARING, CURTAIN THICKNESS	ROOF	STRUCTURAL DAMAGE TO BLDG. SQ. FT. FLOOR AREA	REMARKS
1	SHEET METAL SHOP	174,190	1		24	STEEL FRAME CONSTRUCTION		X		18" CONC.				GLASS WINDOWS WITH STEEL SASHING	NONE	WOOD PURLINS WITH CORR. CEMENT ASBES.	67,190	SUPERFICIAL DAMAGE 60%
2	PRESS AND HEAT TREATMENT SHOP	87,100	1		20	STEEL FRAME CONSTRUCTION		X		6" CONC.				GLASS WINDOWS AND STEEL SASH	NONE	CORR. CEMENT ASBES. ON WOOD PURLINS	22,950	SUPERFICIAL DAMAGE 75%
3	LAYOUT SHOP	387,100	1		30	STEEL FRAME CONSTRUCTION		X	X	CONC.				GLASS WINDOWS AND STEEL SASH	WOOD STUD WALL LATHED AND PLASTERED CURTAIN WALL	CORR. CEMENT ASBES. ON WOOD PURLINS	3,590	SUPERFICIAL DAMAGE 90%
4	MACHINE SHOP	36,500	3	109,500	40	REINFORCED CONCRETE BUILDING	X			CONC 10" 1ST 8" 2ND 8" 3RD				18" FIRST FLOOR 14" 2ND AND 3RD REINF. CONCRETE	8" BEARING CONC. PLASTER AND LATH OVER STUDDING (WOOD)	10" REINF.CONC. SLAB	6,610	SUPERFICIAL DAMAGE 95%
5	GENERAL WARE-HOUSE	65,500	3	196,500	40	REINFORCED CONCRETE BUILDING		X		CONC 10" 1ST 8" 2ND 8" 3RD				10" REINFORCED CONCRETE 8" 2ND AND 3RD	8" REINFORCED CONCRETE	ROOF 10" THICK	4,285	SUPERFICIAL DAMAGE 95%
8	BOILER HOUSE	1,930	1		12	WOOD FRAME STRUCTURE			X	CONC.	4"x6" WOOD	NONE		WOOD SHEATHING	NONE	WOOD PURLINS WITH WOOD SHEATHING AND TILE	1,930	
10	KITCHEN	6,910	1		15	ONE STORY WOOD FRAME STRUCTURE			X	CONC.	4"x6" WOOD	NONE		6" CONCRETE 4' HIGH - ABOVE WOOD SHEATHING CURTAIN WALL	NONE	WOOD PURLINS WITH WOOD SHEATHING	1,935	SUPERFICIAL DAMAGE 70%
11	KITCHEN	14,930	1			WOODEN BUILDING DESTROYED			X								14,930	
12	REPAIR RESEARCH	10,510	1			WOODEN BUILDING DESTROYED			X								10,510	
13	OFFICE	14,380	2	28,760	22	TWO STORY WOOD FRAME STRUCTURE			X	1ST FL CONC 2ND FL WOOD	4"x6" WOOD	4"x6" WOOD	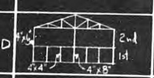	WOOD STUD WALL AND PLASTER	WOOD STUDS AND PLASTER	WOOD SHEATHING AND WOOD SHINGLES ON WOOD PURLINS	6,640	SUPERFICIAL DAMAGE 75%
45	JIG SHOP	13,270	3	39,810	40	REINFORCED CONCRETE BUILDING	X			CONC 10" 1ST 8" 2ND 8" 3RD	SAME	AS BLDG NO. 4	NO. 4	18" FIRST FLOOR 14" 2ND AND 3RD REINF. CONCRETE	8" BEARING CONC. PLASTER AND LATH OVER STUDDING (WOOD)	10" REINF. CONC. SLAB	3,455	SUPERFICIAL DAMAGE 95%
46	SPAR ASSEMBLY	50,875	1		20	STEEL FRAME CONSTRUCTION		X		6" CONC.	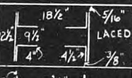			GLASS WINDOWS AND STEEL SASH	NONE	CORR. CEMENT ASBES. ON WOOD PURLINS	17,420	SUPERFICIAL DAMAGE 65%
53	EXPERIMENTAL SHOP	11,060	1		12	STEEL FRAME CONSTRUCTION		X		CONC.	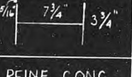	NONE		GLASS WINDOWS AND STEEL SASH TO EAVES	NONE	CORR. IRON ON WOOD PURLINS	5,800	SUPERFICIAL DAMAGE 45%
54	EXPERIMENTAL SHOP	2,490	1		12	REINFORCED CONCRETE CONSTRUCTION	X			1ST FL. CONC.	REINF. CONC. 12" x 12"	REINF. CONC 12" x 12"	NONE	8" REINFORCED CONCRETE CURTAIN	NONE	6" REINFORCED CONCRETE	2,490	
55	EXPERIMENTAL SHOP	11,060	1		30	STEEL FRAME CONSTRUCTION		X		CONC	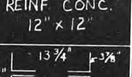	NONE		STEEL GIRTS WITH CORR. CEMENT ASBES.	NONE	CORR. CEMENT ASBES. ON WOOD PURLINS	9,400	SUPERFICIAL DAMAGE 15%
56	EXPERIMENTAL SHOP	1,935	2	3,870	30	REINFORCED CONCRETE CONSTRUCTION			X	1ST FL. CONC. 2ND FL. WOOD	8" REINF. CONC.	REINF. CONC		8" REINFORCED CONCRETE CURTAIN WALL	8" REINFORCED CONCRETE CURTAIN WALL	REINFORCED CONCRETE ROOF	3,870	
57	PRODUCTION OFFICE	33,460	2	66,920	30	WOOD FRAME CONSTRUCTION			X	WOOD FLOORS	5"x5" WOOD	5"x5" WOOD		GLASS WINDOWS WITH WOOD SASH AND PLASTER SHEATHING - CURTAIN WALL	LATHED AND PLASTERED CURTAIN WALL	WOOD SHEATHING AND TILE ON WOOD PURLINS	47,110	SUPERFICIAL DAMAGE 30%
59		31,510	3	94,500	40	CONCRETE OFFICE BUILDING FOR 2 STORIES WITH 3RD FLOOR STEEL FRAME	X			CONC. WITH TILE		TILE ROOF	PRATT 30' SPAN 3 BAYS (STEEL)	10" CONCRETE AND PLASTER LATH WOOD	CONCRETE REINF. AND WOOD STUDS PLASTER OVER LATH	WOOD PURLINS WITH METAL OVER ON PORTION AT BLDG. HIT-CONC. MEMBRAINED ELSEWHERE IN BLDG.	13,270	SUPERFICIAL DAMAGE 85%
73	FINAL ASSEMBLY	101,750	1		32	STEEL FRAME BUILDING		X		CONC. 8" REINF.	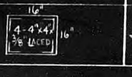	SAME AS BLDG NO. 4		CURTAIN-6" REINF.CONC. WALL 4' HIGH-STEEL SASH GLASS AND CORR. METAL SIDING TO EAVES	NO INTERIOR WALLS	CORR. METAL OVER WOOD PURLINS	2,765	SUPERFICIAL DAMAGE 95%

By HR-M NARA, Date 3/5/91

TARGET NO. 18 NAME OF PLANT KAWANISHI AIRCRAFT NARUO

TABLE X

NO. OF BLDG.	NAME OF BLDG.	GROUND AREA OF BUILDING IN SQ FT	NO. STORIES	FLR. AREA IF MORE THAN ONE STORY IN SQ FT	HT. OF EAVES IN FT	DESCRIPTION OF STRUCTURE	VULNERABILITY: FIRE RESISTIVE	VULNERABILITY: NON COMBUSTIBLE	VULNERABILITY: COMBUSTIBLE	FLOORS TYPE & THICKNESS	EXTERIOR COLUMNS & DIMENSIONS C.C.	INTERIOR COLUMNS & DIMENSIONS	TRUSSES TYPE - SPAN	EXTERIOR WALLS BEARING, CURTAIN - THICKNESS	INTERIOR WALLS BEARING, CURTAIN THICKNESS	ROOF	STRUCTURAL DAMAGE TO BLDG. SQ. FT. FLOOR AREA	REMARKS
78	FOUNDRY	11,610	1		20	STEEL FRAME		X		REINF. CONC. 6"		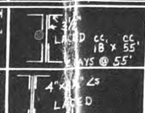		CURTAIN-6" CONC. TO 4' STEEL SASH, GLASS & METAL SIDING TO EAVES	NONE	SHEET METAL ON WOOD PURLINS	3,320	SUPERFICIAL DAMAGE 70%
85	TAIL UNIT ASSEMBLY	44,240	1		20	STEEL FRAME BUILDING		X		REINF. CONC. 6"-8"			COMPOUND FINK SPAN - 70'	CURTAIN-6" REINF.CONC. WALL 4' HIGH-STEEL SASH, GLASS AND CORR. METAL SIDING TO EAVES	NONE	WOOD PURLINS WOOD SHEATHING COMPOSITION ROOFING OVER	4,425	SUPERFICIAL DAMAGE 90%
86	TAIL UNIT ASSEMBLY	14,380	1		35	STEEL FRAME MILL BUILDING		X		REINF. CONC. 8"	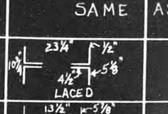	SAME AS EXTERIOR	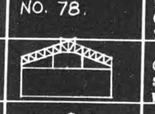	CURTAIN-6" CONC. TO 4' STEEL SASH, GLASS & METAL SIDING TO EAVES	NONE	WOOD PURLINS WOOD SHEATHING ROOFING IRON	2,200	SUPERFICIAL DAMAGE 85%
87	FORGE SHOP	43,780	1		20	STEEL FRAME		X		REINF. CONC. 6"	SAME	AS BLDG	NO. 78.	CURTAIN-6" CONCRETE TO 4' STEEL SASH GLASS AND METAL SIDING TO EAVES	NONE	SHEET METAL ON WOOD PURLINS	5,250	SUPERFICIAL DAMAGE 85%
91	UNKNOWN	9,960	2	19,920	24	STEEL FRAME CONSTRUCTION		X		1ST FL. CONC. 2ND FL. WOOD	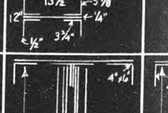	NONE		GLASS WINDOWS WITH STEEL SASH CURTAIN WALL	NONE	WOOD PURLINS WITH WOOD SHEATHING AND TILE	9,960	SUPERFICIAL DAMAGE 50%
92	PROPELLER SHOP	9,100	2	18,200	22	STEEL FRAME CONSTRUCTION		X		1ST FL. CONC. 2ND FL. WOOD		NONE	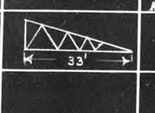	GLASS WINDOWS AND STEEL SASH TO EAVES	STEEL FRAME WITH WOOD SHEATHING	CORR. IRON ON STEEL PURLINS	1,380	SUPERFICIAL DAMAGE 90%
95		116,130	1		60	STEEL FRAME BUILDING		X		REINF. CONC. 8"			MODIFIED PRATT 160' SPAN	CURTAIN-REINFORCED 6" CONCRETE TO 4' STEEL SASH CORR. METAL AND GLASS TO EAVES	CURTAIN-POLE BLAST-FENCE POLES IN VERTICAL POSITION AT RANDOM THROUGHOUT BLDG. POLES @ 8" DIAMETER		31,800	SUPERFICIAL DAMAGE 75%
96	WING ASSEMBLY	107,835	1	23,900	40	STEEL FRAME BUILDING		X		REINF. CONC. 8"		SAME AS EXTERIOR	COMPOUND FINK 75' SPAN	CURTAIN-6" REINF. CONC. TO 4' STEEL SASH AND GLASS AND SHEET METAL TO EAVES		SHEET METAL ON WOOD PURLINS	20,740	SUPERFICIAL DAMAGE 80%
100	BOILER HOUSE	3,040	1		30	STEEL FRAME CONSTRUCTION		X		CONC.	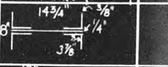	NONE		GLASS WINDOW AND STEEL SASH	NONE	CORR. IRON ON STEEL PURLINS	3,040	
107	FUSELAGE ASSEMBLY	350,325	1	348,100	18	STEEL FRAME BUILDING		X		REINF. CONC. 6"		SAME AS EXTERIOR	COMPOUND FINK 40' SPAN	CURTAIN-6" REINF. CONC. TO 4' STEEL SASH AND GLASS AND SHEET METAL TO EAVES	CURTAIN-4" CONCRETE TO 4' WIRE MESH ON WOOD STUDS TO LOWER CHORD OF TRUSS	SHEET METAL ON WOOD PURLINS	7,465	SUPERFICIAL DAMAGE 25%

TARGET No. 18 — NAME OF PLANT KAWANISHI AIRCRAFT KOBE

NO. of BLDG.	NAME of BLDG.	GROUND AREA of BUILDING	No. STORIES	FLOOR AREA IF MORE THAN ONE STORY	HT. of EAVES	DESCRIPTION OF STRUCTURE	VULNERABILITY: FIRE RESISTIVE	NON COMBUSTIBLE	COMBUSTIBLE	FLOORS TYPE & THICKNESS	EXTERIOR COLUMNS & DIMENSIONS	INTERIOR COLUMNS C.C. & DIMENSIONS	TRUSSES TYPE - SPAN	EXTERIOR WALLS BEARING, CURTAIN-THICKNESS	INTERIOR WALLS BEARING, CURTAIN — THICKNESS	ROOF	DAMAGE % AREA
✓ 4	MACHINE SHOP	36500	3	109500	40'	Reinforced Conc. Bldg. Reinforced concrete throughout — Rather Heavily Designed semi-Reserve Walls — Floor slabs heavy with reinforcing See Notes....	✓			Concrete 10"-1st 8"-2nd " 8"-3rd				Semi-Reserve 18"-1st floor 16"-2nd & 3rd Reinf Concrete	8" Bearing Conc.; Plaster + lath over studding (wood)	10" reinforced Concrete + Gravel Reinforcing below membrane	
✓ 45	JIG SHOP	13270	3	39810	40	NOTE: This building has identical Structural Make up To That Above											3455
✓ 5	GENERAL WAR. GOODS	65500	3	196500	40	Reinforced Concrete Roof Heavy Setbacks and flue Flat Sawtooth	✓			Conc. 10"-1st 8"-2nd 8"-3rd				10" Reinforced Con. 1st floor 8" 2nd & 3rd	8" Reinf Concrete with Thickon wood Studding Tool Cages	Roof 10" Thick Conc + Gravel Pitch Mastic	4225
✓ 73	FINAL ASSEMBLY	101750	1		32	Concrete construct. Saw tooth Roof & Wall Panels Curved in simple span — N.E. lighting	✓			Concrete 8" Reinf.		See Ext. Col. Similar (Same)		CURTAIN 6" Reinf Conc. Wall 4' high - steel sash, glass and asbestos metal siding To Eaves	Wood Purlins Sheeting Metal over		2765
✓ 85	TAIL UNIT ASSEMBLY	44240	1		20	Steel framed Bldg.	✓			Reinf. Conc. 6-8			Compound FINK Truss Span - 70'	(No interior walls) CURTAIN REPEAT	Same Const. as Above Interior walls	Wood Purlins Wood Sheeting w Composition Roofing over	4425
✓ 86	TAIL UNIT ASSEMBLY	14380	1		35	Steel Frame Mill Bldg	✓			Reinf. Conc. 8"		See exterior Same		6" Curtain Concrete to 4' steel sash, glass + sm metal Siding To Eaves	None	Wood Purlins " Sheeting w Composition Roofing over	2200
87 + ✓ 78	FORGE SHOP / FOUNDRY	43780 / 11810	1		20'	Steel framed	✓			Reinf Conc 6"				Curtain Same Wall Const As above	None	sm sheet metal on wood purlins	5250
✓ 96	WING ASSEMBLY	101535	1	103500	40'	Steel Framed Bldg	✓			Reinf. Concrete 8"		Same Column used in interior	Compound FINK 75' span	Curtain - 6' Reinf. Conc. To 4' steel sash + glass + sm sheet metal To Eaves	Steel frames of Reinforced Concrete	sm sheet Metal on Wood Purlins	3320 100%
✓ 95		116130	1	23900	60	Steel framed Bldg.	✓			Reinf. Concrete 8"			Fink 40' span	Curtain - Reinf. Concrete To 4' steel sash + Metal and Glass to Eaves	Curtain - 4" studs To Roof (curtain) Pole Blastfurn Piles in vertical Portion at Random Th Roughout Bldg Poles @ 6" diameter	sm Sheet Metal	20740
✓ 59		31510	3	94500	40'	Concrete office Bldg. For 2 stories with 3rd Floor Steel Frame	✓			RC Conc. with Tile		For Roof	PRATT 30' span 3-Bays (steel)	10" Concrete and Plaster lath w/ lbd	Concrete Reinf + Wood studs plaster over lath	Wood purlins with sm metal over on Portion of Bldg hit Conc membranned elsewhere in Bldg	13270





By HR-M NARA, Date 3/6/91

TARGET No 18 NAME OF PLANT KAWANISHI

AIRCRAFT

NO. of BLDG.	NAME of BLDG.	GROUND AREA of BUILDING	No. STORIES	FLOOR AREA IF MORE THAN ONE STORY	HT. of EAVES	DESCRIPTION OF STRUCTURE	VULNERABILITY FIRE RESISTIVE	VULNERABILITY NON COMBUSTIBLE	VULNERABILITY COMBUSTIBLE	FLOORS TYPE & THICKNESS	EXTERIOR COLUMNS & DIMENSIONS C.C.	INTERIOR COLUMNS & DIMENSIONS	TRUSSES TYPE - SPAN	EXTERIOR WALLS BEARING, CURTAIN-THICKNESS	INTERIOR WALLS BEARING, CURTAIN — THICKNESS	ROOF	DIMENSIONS OF AREA	WORKS
✓ 96	SPAR ASSEMBLY	50875	1		20'	STEEL FRAME CONSTR.		X		6" Conc.				GLASS WINDOWS WITH STEEL SASH AND CURTAIN WALL	NONE	WOOD PURLINS WITH CORR. CEMENT ASBES. ON		SUPERFICIAL DAMAGE S.D. 65%
✓ 2	PRESS AND HEAT TREATMENT SHOP	8710	1		20'	STEEL FRAME CONSTR.		X		6" Conc.				GLASS WINDOWS WITH STEEL SASH AND CURTAIN WALL	NONE	WOOD PURLINS WITH CORR. CEMENT ASBES. ON	17420	
✓ 1	SHEET METAL SHOP	179196	1		24'	STEEL FRAME CONSTR.		X		12" Conc.				GLASS WINDOWS WITH STEEL SASHING CURTAIN WALL	NONE	WOOD PURLINS WITH CORR. CEMENT ASBES.	22950	S.D. 75%
✓ 3	LAYOUT SHOP	327160	1		30'	STEEL FRAME CONSTRUCTION		X	X	Concrete				GLASS WINDOWS AND STEEL SASH CURTAIN WALL	WOOD STUD WALL LATHED AND PLASTED None to these walls on 2nd floor CURTAIN WALL	WOOD PURLINS WITH CORR. CEMENT ASBES. ON	57190	S.D. 60%
✓ 5	EXPERIMENTAL SHOP	11060	1		30'	LIGHT STEEL FRAME CONSTRUCTION		X		Conc.				STEEL SASH WITH CORR. CEMENT ASBES. CURTAIN WALL	NONE	WOOD PURLINS WITH CORR. CEMENT ASBES. ON	3590	S.D. 90%
✓ 58	EXPERIMENTAL SHOP	11660	1		12'	LIGHT STEEL CONSTR FRAME CONSTR.		X		Conc.				GLASS WINDOWS AND STEEL SASH TO EAVES CURTAIN WALL	NONE	CORR. IRON ON WOOD PURLINS	9400	S.D. 15%
✓ 92	PROPELLER SHOP	9100 9955	2	18200	22'	STEEL FRAME CONSTR.		X		1st Floor Concrete 2nd Floor Wood				GLASS WINDOWS AND STEEL SASH TO EAVES CURTAIN WALL	STEEL FRAME WITH WOOD SHEATHING CURTAIN WALL	CORR. IRON ON STEEL PURLINS	5800	S.D 45%
✓ 91	UNKNOWN	9960	2	19920	24'	STEEL FRAME CONSTR.		X		1st Floor Conc. 2nd Floor Wood				GLASS WINDOWS WITH STEEL SASHING CURTAIN WALL	NONE	WOOD PURLINS WITH WOOD SHEATHING AND TILE	13P0	S.D 90%
✓ 56 538	EXPERIMENTAL		2		30'	REINFORCED CONCRETE CONSTR.			X	1st Floor Concrete 2nd Floor Wood	8" REIN CONC.	8" REIN CONC.		8" REIN. CONC. REGULAR HOUSE SIZE WINDOWS CURTAIN WALL	8" REIN. CONC.	Rein. CONC. ROOF	9960	S.D 45%
✓ 100	BOILER HOUSE	3040	1		30'	STEEL FRAME CONSTR.		X		Conc.				GLASS WINDOWS WITH STEEL SASH CURTAIN WALL	NONE	CORR. IRON ON STEEL PURLINS	3040	
✓ 57	PRODUCTION OFFICE	33460	2	66920	30'	WOOD FRAME CONSTR.			X	WOOD Floors	5" 5"	5" 5"		REGULAR HOUSE SIZE GLASS WINDOWS WITH WOOD SASH AND PLASTER. — WOOD SHEATHING.	LATHED AND PLASTERED	WOOD PURLINS WITH WOOD SHEATHING AND TILE. ON	47110	S.D. 30%
✓ 10	KITCHEN	690	1		15'	1 STORY WOOD FRAME STRUCTURE		X		Conc.	4"X6" WOOD	None		CURTAIN WALL 6" Concrete 4' High — Above Wood SHEATHING CURTAIN WALL	CURTAIN WALL NONE	WOOD PURLINS WITH WOOD SHEATHING	1935	S.D. 70%
✓ 11	Completely Destroyed KITCHEN	1493	1			WOODEN Bldg.											1300	S.D 15%
✓ 12	REPAIR RESEARCH	1051															9120	S.D 15%
✓ 6	Not Bldg But Storage Area																	
✓ 8	BOILER HOUSE	1930	1		12'	WOOD FRAME STRUCTURE		X		Conc.	4"X6" WOOD	None		WOOD SHEATHING	None	WOOD PURLINS WITH WOOD SHEATHING AND TILE	1930	
✓ 9	Not Bldg But Storage Area for Materials																	
✓ 13	OFFICE	1438	2	28760	22'	2 STORY WOOD FRAME STRUCTURE			X	1st Floor Concrete 2nd Floor Wood	"4X6"	4"x8"		WOOD STUD WALL AND PLASTER	WOOD STUDS AND PLASTER	WOOD PURLINS WITH WOOD SHEATHING AND WOOD SHINGLES. ON	6640	S.D. 75%
✓ 34	EXP. SHOP	2490	1	12		REIN CONC. CONSTR.			X	1ST FL CONC	REIN CONC 12x12	REIN CONC 12x12		8" REIN CONC. CURTAIN	NONE	6" REIN CONC	2490	SUPER.

TARGET No. 18 NAME OF PLANT

NO. of BLDG.	NAME of BLDG.	GROUND AREA of BUILDING	No. STORIES	FLOOR AREA IF MORE THAN ONE STORY	HT. of EAVES	DESCRIPTION OF STRUCTURE	VULNERABILITY FIRE RESISTIVE	VULNERABILITY NON COMBUSTIBLE	VULNERABILITY COMBUSTIBLE	FLOORS TYPE & THICKNESS	EXTERIOR COLUMNS & DIMENSIONS C.C. & DIMENSIONS	INTERIOR COLUMNS & DIMENSIONS	TRUSSES TYPE - SPAN	EXTERIOR WALLS BEARING, CURTAIN - THICKNESS	INTERIOR WALLS BEARING, CURTAIN — THICKNESS	ROOF	REMARKS
⑨ 78			1		20'	Steel Frame as above		✓		Concrete on Reinf	3" 4-3½"x3½"x5/16" laced Mbrs 16' 12"c.c. Conc Wall	4 3½"x3½"x5/16" laced 2 bays @ 33' c.c.	Mill Type Truss 2 bays @ 33' c.c.	Curtain Concrete to 4'-6" thick Steel Sash to eaves W glass	None	Corru Sheet Metal on wood purlins	Roofing + Purlins, blow off @ 5% of purlins in fair, all siding and glass gone from sash and curtain wall down in dust & debris. Above Remarks applicable Furnace area on south side of shops and 3 bays landscape wide thru west mezzanine floor + conc cols. Temporary area ~~Steel Roofing + wood Purlins Roofing all gone + glass gone + siding
⑨ 87			1		20'	Same as above		✓		ditto	ditto	ditto	ditto	ditto	4' Concrete Wall between two bays 6" thick Reinf		
			1		60'	Structural Steel Heavy mill — modern in design		✓		Concrete	2½" for Masonry Cols See Space Plan 20'-0" Spaced @ 33' 3 Mbrs between Carries Roof Truss	2' 4 4"x6" 4 3"x4" laced W 4½" 4"x6"	2 bays @ 33' c.c.	Conc. 6" to 4' Steel sash 33' glass + Metal siding to Roof	Board pole blast baffles @ Random		
⑨ 96			1		40'	Heavy Mill Steel Frame		✓		2" off conc	4-3"x5.4 Main Lgs laced with 2-2½"x2½"x¼" Knee Brace to Mbr Knee Brace Part 40' conc Col 2 Mbrs	4-2½"x2½"x5/16" laced 21" Col Bot	Comp Pitch Fink 3 bays 75' @ 15' 2 @ 60' 3 @ 40'	6" Conc to 4' Steel Sash + glass TO Roof	Board pole blast baffles @ Random		
⑩ 107			✓		29'	light Mill St		✓		Conc	12' 6"x6" 4-4"x6" laced 9 Mbrs @ 7½" c/c	do	Comp Fink 40'	4-4"x6" laced 33" x 13" Col Curtain Conc to 4' Sash + Sealing to Roof	Curtain Conc to 4' Still with mesh or wood slats to Ends		
59		3	40	Conc Rib office Bldg	11'			✓		Conc w Tile 6"	4 2½"x2½"x¼" laced 15' OC	None	Pratt 30' span	10" Conc.	6" conc Reinf	Membrane Roof CORR Metal on steel Purlins on Roof Mbrs	

✳

Roofing + Purlins, blow off @ 5% of purlins in fair, all siding and glass gone from sash and curtain wall down in dust & debris.

Above Remarks applicable

Furnace area on south side of shops and 3 bays landscape wide thru west mezzanine floor + conc cols. Temporary area

~~Steel Roofing + wood Purlins Roofing all gone + glass gone + siding

By HR-M NARA, Date 3/5/91

Maj. Wilson
Lt. Bennett
Cpl. Daniels
Pvt. Albrecht

TARGET No 18 NOV. 5 CLEAR & COOL Nov. 6 NAME OF PLANT KAWANISHI AIRCRAFT KOBE:

NO. of BLDG.	NAME of BLDG.	GROUND AREA of BUILDING	No. STORIES	FLOOR HEIGHT (IF MORE THAN 1 STORY)	HT. of EAVES	DESCRIPTION OF STRUCTURE	VULNERABILITY: FIRE RESISTIVE	NON COMBUSTIBLE	COMBUSTIBLE	FLOORS TYPE & THICKNESS	EXTERIOR COLUMNS & DIMENSIONS C.C. &	INTERIOR COLUMNS & DIMENSIONS	TRUSSES TYPE - SPAN	EXTERIOR WALLS BEARING, CURTAIN-THICKNESS	INTERIOR WALLS BEARING, CURTAIN-THICKNESS	ROOF	DAMAGE SQ. FT. AREA
45	JIG SHOP		3		40' 56'	MASSIVE (heavy) Reinforced Concrete	✓			Concrete 10" 1st 6 Sec. 6 3rd				18" Reinf Conc. 1st floor 14" " " 2nd " " " " 3rd	8" Bearing Reinf. concrete Th Bolt nout + Rester on both 2x4 studs @ 18" along Run	10" Monolithic Concrete Beams & Mezz. Girders at center of S/A	
40			3		40	Same design as above —	✓			ditto	See Above		See Above	above	above	above	
50	Note: See back of page for sketches		3		40'	Heavy Reinforced Concrete Heavy equipment and assembly Cafe and certain beams vert. load	✓			18" 1st 5" 2nd 8" 3rd				10" Bearing Reinf Conc 1st fl 8" Reinf Conc 2 & 3rd	8" Reinf Conc	10" Monolithic Concrete	
73			1		30	Heavy Mill Structural Steel Saw Tooth Roof NE lighting		✓		Conc. 8"			saw tooth	8" concrete to steel sash + glass to eaves	None	Wood purlins w wood sheeting Light over	
86			1		25	Steel Frame Hangar		✓		Conc	See →			certain - steel sash + glass above conc 6' wall for	None	Wood purlins w/ wood sheeting Light over	
85			1		20	Light Steel Mill Bldg		✓		Conc			Col 17' x 30'	certain steel sash + glass to Roof	None	ditto	



RKS

TARGET No 17 NAME OF PLANT KAWA[illegible] AIRCRAFT

NO. of BLDG.	NAME of BLDG.	GROUND AREA of BUILDING	No. STORIES	FLOOR AREA IF MORE THAN ONE STORY	HT. of EAVES	DESCRIPTION OF STRUCTURE	VULNERABILITY FIRE RESISTIVE	VULNERABILITY NON COMBUSTIBLE	VULNERABILITY COMBUSTIBLE	FLOORS TYPE & THICK.	EXTERIOR COLUMNS & DIMENSIONS C.C.	INTERIOR COLUMNS & DIMENSIONS	TRUSSES TYPE - SPAN	EXTERIOR WALLS BEARING, CURTAIN-THICKNESS	INTERIOR WALLS BEARING, CURTAIN — THICKNESS	ROOF	DAMAGE SQ. FT. AREA
116			1		20'	STEEL FRAME STRUCTURE		X		6" Conc.			60'	STEEL SASHED WITH GLASS - CURTAIN WALL	NONE	CORR. CEMENT ASBS. WOOD PURLINS	
2			1		30'	STEEL FRAME CONSTR.		X		6" Conc.			60'	STEEL SASHED WITH GLASS - CURTAIN WALL	NONE	CORR. CEMENT ASBS. WOOD PURLINS	
1			1		24'	STEEL FRAME CONSTR.		X		15" Conc				STEEL SASHED WITH GLASS — CURTAIN WALL	NONE	CORR. CEMENT ASBS. WOOD PURLINS	
3			2		30'	LIGHT STEEL FRAME CONSTR.		X	X	Conc				WOOD STUD WALL WITH PLASTER ON LATH SEE CURTAIN WALL		CORR. CEMENT ASBS. WOOD PURLINS	
53A	Office		1		35'	LIGHT STEEL FRAME CONSTR.		X		Conc				CURTAIN WALL CORR. CEMENT ASBS.	NONE	CORR. CEMENT ASBS. WOOD PURLINS	
53			1		14'	LIGHT STEEL FRAME CONSTR.		X		Conc.			20'	CURTAIN WALL — STEEL SASHED WITH GLASS	NONE	CORR. IRON ON WOOD PURLINS	
92			1½		32'	STEEL FRAME CONSTR.		X		1st Fl. Conc. 2 Fl. Wood			90'	CURTAIN WALL STEEL SASHED WITH GLASS	2 WALLS - STEEL FRAME WITH WOOD STRIPS - CURTAIN WALL	CORR. IRON ON STEEL PURLINS	
91			2		24'	STEEL FRAME CONSTR.		X		1st Fl. Conc. 2nd Fl. Wood		NONE	90'	CURTAIN WALL STEEL SASHED WITH GLASS	NONE	WOOD PURLINS WOOD SHEATHING AND TILE	
53B			2		30'	REIN. CONC. CONSTR.			X	1st Fl. Conc. 2nd Fl. Wood			50'	CURTAIN WALL	CONC.	FLAT CONC. ROOF	
100			1		30'	STEEL FRAME CONSTR.		X		Conc.		NONE	48'	CURTAIN WALL STEEL SASHED WITH GLASS	NONE	CORR. IRON ON STEEL PURLINS	
57			2		30'	WOOD FRAME CONSTR.			X	WOOD FLOORS			45'	WITH REGULAR WINDOWS WOOD SASHED	WOOD FRAME - LATHED AND PLASTERED	WOOD SHEATHING WITH TILE ON WOOD PURLINS	
			1		26'	STEEL FRAME CONSTR.		X									
10			1		16'	1 STORY WOOD FRAME STRUCTURE			X	Conc	WOOD 4"X6"	NONE	30'	CURTAIN WALL CONC H' H. ABOVE WOOD SHEATHING	NONE	WOOD PURLINS WOOD SHEATHING	
11 12	Completely distroyed					WOODEN Bldg											
6	Not Bldg But Storage Area																
8			1		12'	WOOD FRAME			X	Conc	4"X6" WOOD	NONE	24'	WOOD SHEATHING	NONE	WOOD PURLINS WOOD SHEATHING TILE	
9						NOT Bldg But storage Area for materials								WOOD STUDS AND PLASTER	Wooden stud and Plaster	WOOD SHEATHING WOOD SHINGLES WOOD PURLINS	
13			2		22	2 story Wood Frame str.			X	1st Conc 2nd Wood	4"X6" wood	4"X6" wood					