

ART library deco

African American Artists of Texas Wikipedia Edit-a-thon

February 24, 2022




WIKIPEDIA
The Free Encyclopedia

Presented with support from Wikimedia DC

While you wait, please sign-in to the event's dashboard and open the Wikipedia event page. Links and instructions are in the chat.

Agenda



1. Welcome
2. Wikipedia Editing Training
3. Open editing

Wikimedia DC

Wikimedia DC is the regional outreach organization for Wikipedia and the other projects of the Wikimedia Foundation. Our mission is to promote participation in Wikimedia projects in Washington, DC, Maryland, Virginia, West Virginia, Delaware and throughout the United States.



Ariel Cetrone - Institutional Partnerships Manager
Wikipedia Username: @Ariel Cetrone (WMDC)
WikimediaDC.org

Safe Space Policy

The purpose of the Safe Space Policy ("Policy") is to ensure that the events and programs operated by Wikimedia District of Columbia ("Wikimedia DC") are free of harassment and other unwelcome behavior.

This Policy applies to all events where Wikimedia DC has both authority and reasonable means to implement the provisions of this Policy. It further applies to all programs operated by Wikimedia DC and all spaces, whether physical or virtual, under Wikimedia DC control.

Access the full policy at [WikimediaDC.org](https://wikimediacdc.org) or on today's wiki event page

Today's Objectives and Goals

Attendees will:

- Gain an understanding of Wikipedia's pillars and policies
- Learn how to:
 - edit existing Wikipedia articles
 - create new articles

With the goal of:

- Improving Wikipedia by adding and editing content related to African American artists of Texas

Today's Objectives

Attendees will:

- Sign-in to the outreach dashboard - Pre-training
- Use the Wikipedia event page to find and select article to edit or create
After training for new editors, during training for experienced editors
- Use a Google sheet to reserve articles - Ongoing

Event tools

Dashboard, Event Page & Wikipedia



WIKIPEDIA
The Free Encyclopedia

Event Management Tools

Event Dashboard

[Link in chat](#)

A tool used to track edits made during edit-a-thons or initiatives

Includes:

- A login button for existing editors
- A username creation feature for those without usernames
- Metrics

Wiki Event Page

[Link in chat](#)

Wikimedia page with links to Wikipedia policies, practices, tools, and today's slidedeck.

- Includes links to useful secondary sources, organized by subject, that may be used when editing
- Remains live and accessible after the event.

Event Dashboard: Link in chat

[Training](#)[Documentation](#)[Report a problem](#)[en](#)[Log in](#)[African American Artists of Texas Edi...](#)[Home](#)[Editors](#)[Articles](#)[Uploads](#)[Activity](#)

Hello!



You've been invited to join African American Artists of Texas Edit-a-thon. To join, you need to log in with a Wikipedia account.

If you don't have a Wikipedia account yet, sign up for one now. Your username can be as anonymous — or as personally identifying — as you wish.

(Shared accounts are not allowed.)

[Log in with Wikipedia](#)[Sign up with Wikipedia](#)

Log in with your Wikipedia username or Sign up to create one

Event Dashboard: Link in chat



My Dashboard

Training

Documentation

Report a problem

en



[Ariel Cetrone \(WMDC\)](#)

Log out

African American Artists of Texas Edi...

Home

Editors

Articles

Uploads

Activity

Welcome!



You've successfully joined African American Artists of Texas Edit-a-thon. The dashboard will automatically keep track of your contributions with periodic updates. Check back later to see what impact you've made!

0

Articles Edited

0

Total Edits

1

Editors

0

Words Added

This program has been added to the update queue. Estimated start of statistics update: in 19 minutes. [See more](#)

Event Page: **Link in chat**

Wikipedia:Meetup/DC/African American Artists of Texas Wikipedia Edit-a-thon [\[edit source \]](#)

From Wikipedia, the free encyclopedia
< Wikipedia:Meetup | DC

[Shortcut](#)
WP:ARTlibrary

African American Artists of Texas Wikipedia Edit-a-thon

Description

Did you know that Wikipedia is an openly editable resource? Any can edit or improve Wikipedia articles, even YOU!

Join us virtually on February 24th and help improve and create Wikipedia content about African American artists from Texas. No editing experienced is necessary. Training will be provided.

This event is presented by ART library deco with support from Wikimedia DC.

Registration is required.

When

February 24, 2022

12pm-3pm EST

11am-2pm CST

Wikipedia: en.wikipedia.org

Not logged in [Talk](#) [Contributions](#) [Create account](#) [Log in](#)

Read

[View source](#)

[View history](#)

Search Wikipedia



Wikipedia,

a that anyone can edit.

articles in English

- [The arts](#)
- [History](#)
- [Society](#)
- [Biography](#)
- [Mathematics](#)
- [Technology](#)
- [Geography](#)
- [Science](#)
- [All portals](#)

Featured article

(2004) was a South African nurse who was the first wife of the anti-apartheid leader and later president [Nelson Mandela](#), to whom she was married from 1944 to 1958. In the [Transkei](#), Mase moved to [Johannesburg](#) to train as a nurse, and there she met Mandela. Living together in [Soweto](#), they raised four children; three of them—[Zindzi](#), [Zanele](#), and [Makaziwe](#)—survived into adulthood. In the 1950s, her relationship

In the news

- [Porfirije](#) is enthroned as the [46th Patriarch](#) of the [Serbian Orthodox Church](#).
- NASA's [Perseverance](#) rover, carrying the [Ingenuity](#) helicopter, [successfully lands on Mars](#) (*pictured*).
- [A winter storm](#) in North America leaves at least 70





Wikipedia

What exactly is it, anyway???

What is Wikipedia?

Wikipedia is a multilingual, web-based, **free encyclopedia based** on a model of **openly editable content**. It is the largest and most popular general reference work on the Internet. [Wikipedia] is supported by the Wikimedia Foundation, a non-profit organization which operates on money it receives from donors.

From Wikipedia (en)

Wikipedia: the 21st-century encyclopedia



“Imagine a world in which every single person on the planet is given free access to the sum of all human knowledge. That's what we're doing.”

-Jimmy Wales, co-founder, Wikipedia

Free...

All content freely licensed without restrictions

Creative Commons Attribution Sharealike or
Public Domain

Written content or image/video/audio uploads

Wikimedia Commons - multimedia repository
commons.wikimedia.org

Commercial re-use is absolutely allowed. Google,
publishers...



Wikimedia, is the global community of contributors to Wikimedia Foundation projects. The movement was created around Wikipedia's community, and has since expanded to the other Wikimedia projects.



Wikimedia

- Wikipedia, a web-based encyclopedia
- Wiktionary, a dictionary
- Wikibooks, educational textbooks
- Wikinews, news articles
- Wikiquote, a collection of quotations
- Wikisource, a library of source texts and documents
- Wikiversity, educational material
- Wikivoyage, a travel guide
- Wikispecies, a taxonomic catalogue of species
- Wikimedia Commons, a data repository of media like images, videos and sounds.
- Wikidata, a common source of data, also accessible by the other projects

Wikipedia Basics, Policies, and Oversight



WIKIPEDIA
The Free Encyclopedia

Wiki

- A website where anyone can edit any page at any time
- Meant to be "quick"
- Remembers all versions (nothing ever destroyed)
- Hyperlinks between pages

Wikipedia: Five Pillars

- Wikipedia is an encyclopedia
- Wikipedia is written from a neutral point of view
- Wikipedia is free content that anyone can use, edit, and distribute
- Wikipedia's editors should treat each other with respect and civility
- Wikipedia has no firm rules

WP:Pillars

Wikipedia Policies

- **Neutral Point of View** - written so all sides can agree (WP:POV)
- **Notability** - significant independent sources -> importance (WP:N)
- **Verifiability** - Using reliable sources to reference information (WP:V)
- **No original research** - point to existing scholarship (WP: NOR)
- **Assume good faith** - start with congenial spirit (WP:GF)
- **Conflicts of interest** - disclose and abide by terms of service (WP:COI)

Wikipedia: Reliable sources

Articles should be based on reliable, published sources. If no reliable sources can be found on a topic, an article should not exist.

Reliable sources

per WP guidelines

- Published scholarship (print or online)
- News organizations
- Vendor and e-commerce sources (Can be used to verify awards won, album length, etc.)
- Biased or opinionated sources (Only when trying to report the existence of one side of a topic, debate, etc.)

Unreliable sources

per WP guidelines

- Questionable sources. (Those with a poor reputation for checking the facts or with no editorial oversight)
- Self-published sources - online and paper*
- Primary sources*

* These can be added to external links section, but should not be cited

Article Quality Assessment

All rated articles by quality and importance						
Quality	Importance					Total
	Top	High	Mid	Low	???	
★ FA	1,367	2,170	2,109	1,464	168	7,278
★ FL	160	598	661	602	104	2,125
⌚ A	286	599	749	484	88	2,206
⊕ GA	2,649	6,070	12,137	14,488	1,716	37,060
B	14,121	27,225	43,432	42,358	17,154	144,290
C	13,828	42,716	102,161	177,465	66,752	402,922
Start	18,396	86,562	367,500	1,169,090	373,528	2,015,076
Stub	4,467	32,387	274,144	2,417,103	869,038	3,597,139
List	4,030	14,528	44,236	138,119	76,071	276,984
Assessed	59,304	212,855	847,129	3,961,173	1,404,619	6,485,080
Unassessed	120	519	1,984	16,450	437,768	456,841
Total	59,424	213,374	849,113	3,977,623	1,842,387	6,941,921

Preparing to edit: Setting Editing Preferences



WIKIPEDIA
The Free Encyclopedia

Wikipedia Editing Tools

VisualEditor

'Edit' button

VisualEditor is a "visual" way of editing Wikipedia that does not require editors to learn wiki markup. Until Visual Editor, editors had to learn wiki markup to make most edits.

VisualEditor works like a word processor. While is simpler to use, the Source Editor can be more effective for some tasks.

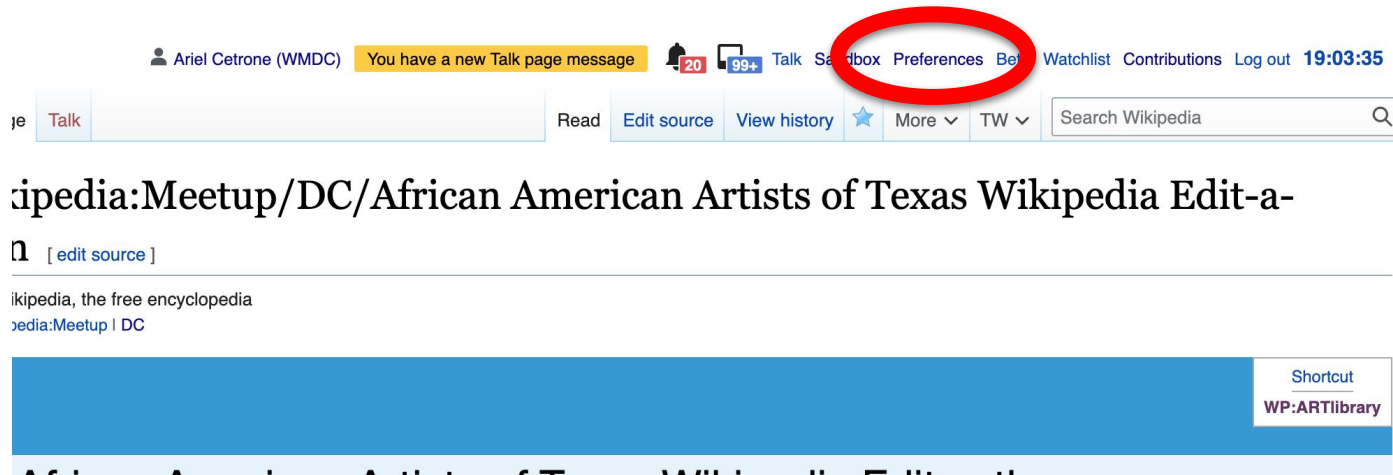
Source Editor

'Edit source' button

Source editor uses Wikitext, also known as Wiki markup or Wikicode, which consists of the syntax and keywords used by the MediaWiki software to format a page.

Set Editing Preferences: **Activate Visual Editor**

1. Open the Wiki event page or any Wikipedia article
2. Log-in (top right)
3. Select 'Preferences' (Top right)



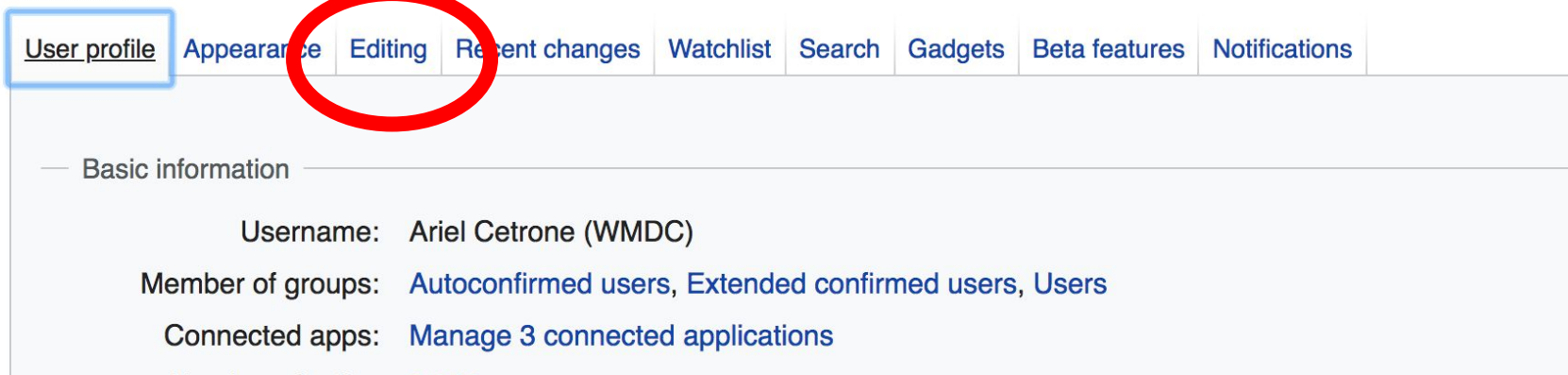
The screenshot shows the top navigation bar of a Wikipedia article. The user is logged in as 'Ariel Cetrone (WMDC)'. A notification banner says 'You have a new Talk page message'. The navigation bar includes links for 'Talk', 'Sandbox', 'Preferences', 'Watchlist', 'Contributions', and 'Log out'. The 'Preferences' link is circled in red. Below the navigation bar, the article title is 'Wikipedia:Meetup/DC/African American Artists of Texas Wikipedia Edit-a-thon'. The page content is mostly obscured by a blue banner at the bottom.

Set Editing Preferences: Activate Visual Editor

4. Select the 'Editing' tab

Preferences

For information about the settings on this page, see [Help:Preferences](#).



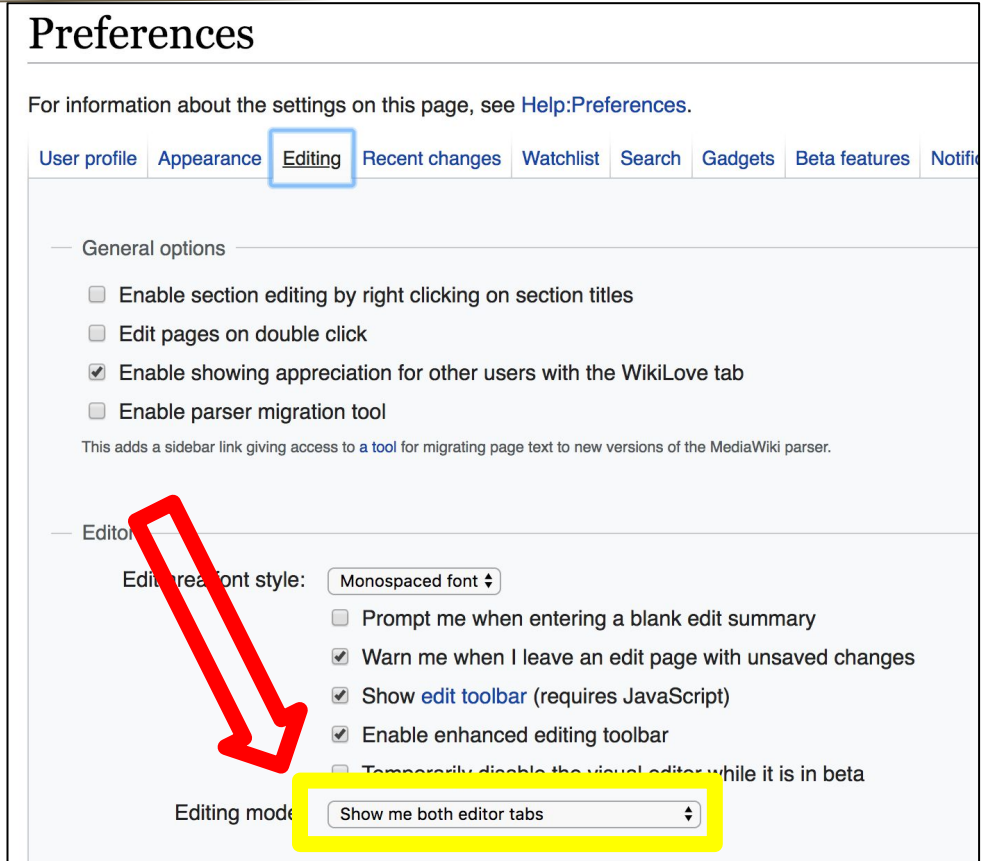
The screenshot shows the 'Preferences' page for a user. At the top, there is a navigation bar with several tabs: 'User profile', 'Appearance', 'Editing', 'Recent changes', 'Watchlist', 'Search', 'Gadgets', 'Beta features', and 'Notifications'. The 'Editing' tab is circled in red. Below the navigation bar, the 'Basic information' section is visible, showing the user's username as 'Ariel Cetrone (WMDC)', their group memberships as 'Autoconfirmed users, Extended confirmed users, Users', and their connected applications as 'Manage 3 connected applications'.

Set Editing Preferences: Activate Visual Editor

5. Scroll down to 'Editor'

6. Select 'Show me Both Editor Tabs' from the 'Editing Mode' dropdown menu

7. Save (bottom left)



The screenshot shows the 'Preferences' page on a MediaWiki instance. The 'Editing' tab is selected and highlighted with a blue box. Under the 'General options' section, there are four checkboxes: 'Enable section editing by right clicking on section titles' (unchecked), 'Edit pages on double click' (unchecked), 'Enable showing appreciation for other users with the WikiLove tab' (checked), and 'Enable parser migration tool' (unchecked). Below this is a note: 'This adds a sidebar link giving access to a tool for migrating page text to new versions of the MediaWiki parser.' Under the 'Editor' section, there is a dropdown for 'Editing mode' set to 'Show me both editor tabs', which is highlighted with a yellow box. A red arrow points from the 'Show me both editor tabs' option to the 'Editing mode' dropdown. Other options in the 'Editor' section include 'Edit area font style' (set to 'Monospaced font'), 'Prompt me when entering a blank edit summary' (unchecked), 'Warn me when I leave an edit page with unsaved changes' (checked), 'Show edit toolbar (requires JavaScript)' (checked), 'Enable enhanced editing toolbar' (checked), and 'Temporarily disable the visual editor while it is in beta' (unchecked).

Preferences

For information about the settings on this page, see [Help:Preferences](#).

User profile Appearance **Editing** Recent changes Watchlist Search Gadgets Beta features Notif

— General options —

- Enable section editing by right clicking on section titles
- Edit pages on double click
- Enable showing appreciation for other users with the WikiLove tab
- Enable parser migration tool

This adds a sidebar link giving access to a tool for migrating page text to new versions of the MediaWiki parser.

— Editor —

Edit area font style: Monospaced font ▾

- Prompt me when entering a blank edit summary
- Warn me when I leave an edit page with unsaved changes
- Show [edit toolbar](#) (requires JavaScript)
- Enable enhanced editing toolbar
- Temporarily disable the visual editor while it is in beta

Editing mode: Show me both editor tabs ▾

User Page



WIKIPEDIA
The Free Encyclopedia


User Page

- All users/editors are assigned a user page
- Access user page by selecting your username (top right)

User page Talk


Ariel Cetrone (WMDC) 6 16 Talk

Read Edit Edit source View history

 **Wiki Loves Monuments: The world's largest photography competition**
learn more about our history, and wir

User:Ariel Cetrone (WMDC)

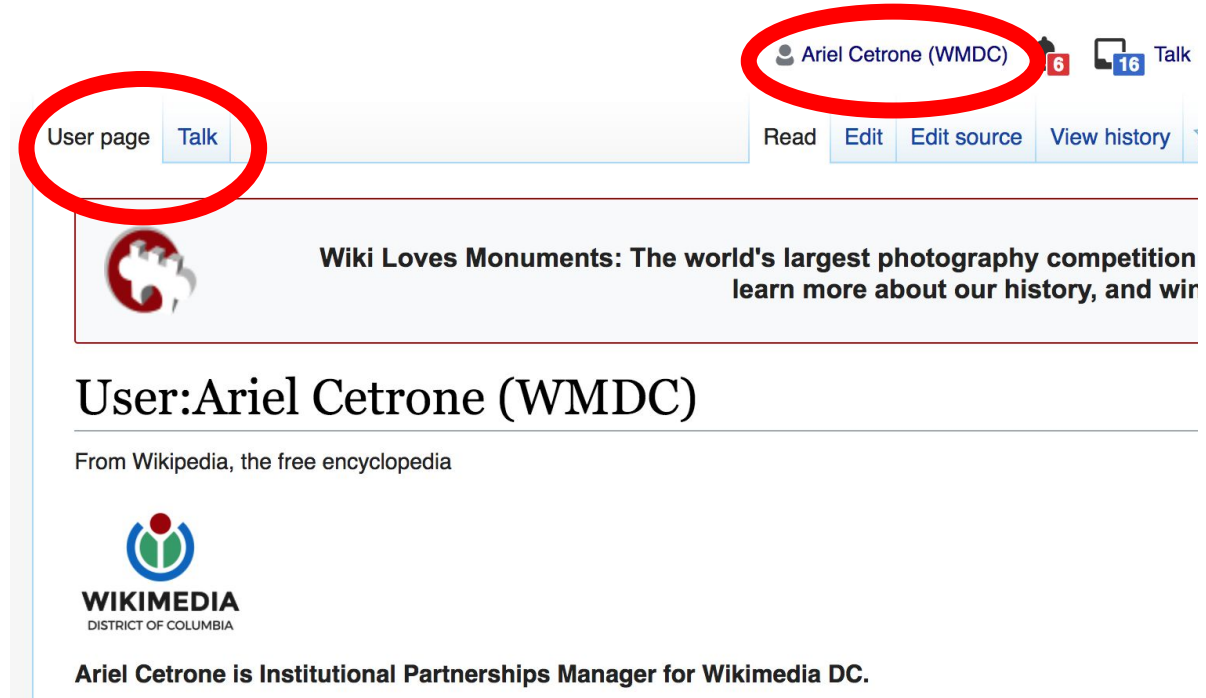
From Wikipedia, the free encyclopedia


WIKIMEDIA
DISTRICT OF COLUMBIA

Ariel Cetrone is Institutional Partnerships Manager for Wikimedia DC.

User Page

- Share information and interests
- Use is optional unless editing as part of official duties



The screenshot displays the user page for Ariel Cetrone (WMDC). At the top right, the user's name 'Ariel Cetrone (WMDC)' is circled in red, along with a notification icon showing '6' and a 'Talk' button with '16' notifications. Below this, a navigation bar contains 'User page' and 'Talk' tabs, with 'User page' also circled in red. The main content area features a banner for 'Wiki Loves Monuments: The world's largest photography competition learn more about our history, and wir'. Below the banner, the page title is 'User:Ariel Cetrone (WMDC)', followed by the text 'From Wikipedia, the free encyclopedia'. The Wikimedia District of Columbia logo is visible, and the bio states 'Ariel Cetrone is Institutional Partnerships Manager for Wikimedia DC.'

User Page: Sample Conflict of Interest Statement

For those editing as part of their professional duties

About Me

I am a paid employee of XYZ organization. We are working to make our resources more accessible to the public by working directly with Wikipedia.

Conflict of interest statement


I am editing Wikipedia as part of my official duties at XYZ organization. I will abide by Wikipedia's accepted practices on conflicts of interest, neutrality, and notability. Because the mission of XYZ organization is in line with Wikipedia's mission to disseminate knowledge, I will not make edits that I do not believe are in accordance with Wikipedia's practices and procedures. If you believe I have made an error or violated Wikipedia's norms, please let me know.

Talk Page

- Receive messages
- Communicate with other users

The screenshot shows the top navigation bar of a Wikipedia talk page. The 'Talk' tab is highlighted with a red circle. The page title is 'User talk:Ariel Cetrone (WMDC) [edit source]'. Below the title is a 'Contents [hide]' box with a list of sections: 1 Welcome!, 2 Hi from the Teahouse!, 3 Edit-a-thon, 4 Ways to improve Shoomaker's Saloon, and 5 ArbCom 2017 election voter message.

Tabs and Article Anatomy



WIKIPEDIA
The Free Encyclopedia

Sample Article

Article

Talk

Read

Edit

Edit source

View history



More ▾

TW ▾

Search Wikipedia

Elizabeth Catlett [edit | edit source]

ORES predicted quality: ★ FA (5.14)

A *C-class* article from Wikipedia, the free encyclopedia

Elizabeth Catlett (April 15, 1915^[2] – April 2, 2012)^[3] was an [African-American graphic artist](#) and [sculptor](#) best known for her depictions of the African-American experience in the 20th century, which often focused on the female experience. She was born and raised in [Washington, D.C.](#) to parents working in education, and was the grandchild of [freed slaves](#). It was difficult for a black woman in this time to pursue a career as a working artist. Catlett devoted much of her career to teaching. However, a fellowship awarded to her in 1946 allowed her to travel to [Mexico City](#), where she worked with the [Taller de Gráfica Popular](#) for twenty years and became head of the sculpture department for the [Escuela Nacional de Artes Plásticas](#). In the 1950s, her main means of artistic expression shifted from print to sculpture, though she never gave up the former.

Her work is a mixture of [abstract](#) and [figurative](#) in the [Modernist](#) tradition, with influence from [African](#) and [Mexican art](#) traditions. According to the artist, the main purpose of her work is to convey social messages rather than pure [aesthetics](#). While not very well known to the general public, her work is heavily studied by art students looking to depict race, gender and class issues. During her lifetime, Catlett received many awards and recognitions, including membership in the [Salón de la Plástica Mexicana](#), the [Art Institute of Chicago](#) Legends and Legacy Award, honorary doctorates from [Pace University](#) and [Carnegie Mellon](#), and the [International Sculpture Center](#)'s Lifetime Achievement Award in contemporary sculpture.

Contents [hide]

1 [Early life](#)

Elizabeth Catlett



Elizabeth Catlett, 1986 (photograph by Fern Loan)

Exploring Tabs: Article history

View all edits ever made by selecting 'View History'

Article [Talk](#) [Read](#) [Edit](#) [Edit source](#) **View history** [Star](#) [More](#) [TW](#)

Elizabeth Catlett: Revision history Help

[View logs for this page \(view filter log\)](#)

Show revision history

From year (and earlier): From month (and earlier): Tag filter:

External tools: [Find addition/removal](#) · [Find edits by user](#) · [Page statistics](#) · [Pageviews](#) · [Fix dead links](#)

For any version listed below, click on its date to [Help:Page history](#) and [Help:Edit summary](#). (cur = difference from current version, (prev) = difference from preceding version, m = automatic edit summary, ← = automatic edit summary)

(newest | oldest) View (20)

Compare selected revisions

- [\[cur | prev\]](#) 16:27, 20 January 2019 [SLewis](#) (talk | contribs) [m](#) . . (36,758 bytes) (-10) . . (→*Education: Fixed inaccurate citation of "Henry L. Stimson" to "Harry Edward Stinson" as the Iowa sculptor Elizabeth Catlett studied with at the University of Iowa*) (undo | thank) (Tags: Mobile edit, Mobile web edit)
- [\[cur | prev\]](#) 21:36, 1 January 2019 [Ser Amantio di Nicolao](#) (talk | contribs) . . (36,768 bytes) (-30) . . (→*External links: overcategorized; already in diffusing*)

Exploring Tabs: Talk Page - Community Discussion

Article **Talk** Read Edit source New section View history ☆ More TW Search Wikipedia

Talk:Elizabeth Catlett [edit source]

From Wikipedia, the free encyclopedia

 This article is of interest to the following **WikiProjects**: [hide]

WikiProject Biography / Arts and Entertainment (Rated C-class) [show]
WikiProject United States / District of Columbia (Rated C-class, Low-importance) [show]
WikiProject Chicago (Rated C-class) [show]
WikiProject Visual arts (Rated C-class) [show]
Archives of American Art project (Rated C-class, Low-importance) [show]
WikiProject African diaspora (Rated C-class, Top-importance) [show]
WikiProject Women artists (Rated C-class) [show]

 This article was created or improved at an [Art+Feminism edit-a-thon](#) in 2015.

 A fact from this article was featured on Wikipedia's [Main Page](#) in the *On this day...* section on [April 2, 2017](#).

 This article is or was the subject of a Wiki Education Foundation-supported course assignment. Further details are available [on the course page](#). Assigned student editor(s): [Chen2100](#)

Discussion

Article Sections: Lead Paragraphs and infoboxes

Elizabeth Catlett [edit | edit source]

ORES predicted quality: + GA (4.67)

A *B-class* article from Wikipedia, the free encyclopedia

Elizabeth Catlett (April 15, 1915^[2] – April 2, 2012^[3]) was an American and Mexican [graphic artist](#) and [sculptor](#) best known for her depictions of the African-American experience in the 20th century, which often focused on the female experience. She was born and raised in [Washington, D.C.](#) to parents working in education, and was the grandchild of [formerly enslaved people](#). It was difficult for a black woman at this time to pursue a career as a working artist. Catlett devoted much of her career to teaching. However, a fellowship awarded to her in 1946 allowed her to travel to [Mexico City](#), where she worked with the [Taller de Gráfica Popular](#) for twenty years and became head of the sculpture department for the [Escuela Nacional de Artes Plásticas](#). In the 1950s, her main means of artistic expression shifted from print to sculpture, though she never gave up the former.

Her work is a mixture of [abstract](#) and [figurative](#) in the [Modernist](#) tradition, with influence from [African](#) and [Mexican art](#) traditions. According to the artist, the main purpose of her work is to convey social messages rather than pure [aesthetics](#). Her work is heavily studied by art students looking to depict race, gender and class issues. During her lifetime, Catlett received many awards and recognitions, including membership in the [Salón de la Plástica Mexicana](#), the [Art Institute of Chicago](#) Legends and Legacy Award, honorary doctorates from [Pace University](#), [Carnegie Mellon](#), and the [International Sculpture Center's](#) Lifetime Achievement Award in contemporary sculpture.

- Contents** [hide]
- 1 Early life
 - 2 Education
 - 3 Activism
 - 4 Later years
 - 5 Career
 - 6 Awards and recognition

Lead paragraph/s:
Emboldened name, DOB,
notability statement/s

Main photo or
Infobox
placement

Elizabeth Catlett



Elizabeth Catlett, 1986 (photograph by Fern Logan)

Born April 15, 1915
[Washington, D.C.](#), United States

Died April 2, 2012 (aged 96)^[1]
[Cuernavaca, Mexico](#)

Nationality American. Mexican

Remainder is mostly chronological
See: **WP:Manual of Style** for guidance

Article Sections: References

Early life [edit | edit source]

Catlett was born and raised in Washington, D.C.^{[3][4]} Both her mother and father were the children of freed slaves, and her grandmother told her stories about the capture of blacks in Africa and the hardships of plantation life.^{[4][5][6]} Catlett was the youngest of three children. Both of her parents worked in education; her mother was a truant officer and her father taught in [Tuskegee University](#), the then D.C. public school system. Her father died before she was born, leaving her mother to hold several jobs to support the household.^{[2][4][6]}

Catlett's interest in art began early. As a child, she became fascinated by a wood carving of a bird that her father made. In high school, she studied art with a descendant of [Frederick Douglass](#).^[5]

References [edit | edit source]

- ¹ [^] [a b c d e f g h i](#) Boucher, Brian (April 3, 2012). "Elizabeth Catlett: A Sculptor's Journey". *Art in America magazine*. Retrieved February 11, 2015.
- ² [^] [a b c d e f g h i j k l m n o p q r s t u v w x y z aa ab ac ad](#) Karen R. Schultz (April 3, 2012). "Elizabeth Catlett, Sculptor". *Live on Social Issues*. 2012-06-06. [New York Times](#). Retrieved February 11, 2015.
- ³ [^] [a b c d e f g h i j k l m n o p q r s t u v w x y z aa ab ac ad](#) "Elizabeth Catlett". *Encyclopedia of Mexico City: CONACULTA/INAH*. 2012-06-06. Retrieved February 11, 2015.
- ⁴ [^] [a b c d e f g h i j k](#) "Elizabeth Catlett: 1915–2012". National Museum for Women in the Arts. Retrieved February 11, 2015.
- ⁵ [^] "Catlett Residence Hall | Campus Maps & Tours". [maps.uiowa.edu](#). Retrieved 2018-08-10.
- ⁶ [^] [a b c d e f g h i j k](#) "Elizabeth Catlett: The power of form". *The World & I*. **13** (7): 118–123. July 1998.
- ⁷ [^] [a b c](#) "5 Things to Know About Elizabeth Catlett". *Scholastic Art*. **42** (4): 10. February 2012.
- ⁸ [^] [a b c d e f](#) Keyes, Allison (February 12, 2012). "Black, Female And An Inspirational Modern Artist". National Public Radio. Retrieved February 11, 2015.
- ⁹ [^] "Fallece la escultora y grabadora Elizabeth Catlett: MÉXICO OBITUARIO". *EFE*

References or notes
(Inline citations)

Additional Sections

Further reading [edit | edit source]

- James, Melvin. *Elizabeth Catlett in Mexico*. Seattle 2000.
- LaDuke, Betty. "African/American Sculptor Elizabeth Catlett: A Mighty Fist for Social Change," in *Women Artists: Multicultural Visions*. New Jersey, 1992, pp. 127–144.
- Merriam, Dena. "All History's Children: The Art of Elizabeth Catlett," *Sculpture Review* (vol. 42, no. 3, 1993), pp. 6–11.
- Tesfagiorgis, Freida High W., "Afrofemcentrism and its Fruition in the Art of Elizabeth Catlett and Faith Ringold", in Norma Broude and Mary D. Carrard, eds. *The Expanding Discourse: Feminism and Art History*. New York, 1992, pp. 475–86.

External links [edit | edit source]

- Listings for over 70 works produced by Elizabeth Catlett during her time at the Taller de Gráfica Popular can be viewed at [Gráfica Mexicana](#).
- [Elizabeth Catlett Online](#). ArtCyclopedia guide to pictures of works by Elizabeth Catlett in art museum sites and image archives worldwide.
- [African American World . Arts & Culture . Art Focus IPBS](#) ^[*permanent dead link*] Elizabeth Catlett page of the Social Activism section of the [PBS](#) article on African-American artists



Categories

Categories (+⁺): [1915 births](#) (–) (±) | [2012 deaths](#) (–) (±) | [Mexican sculptors](#) (–) (±) | [Activists for African-American civil rights](#) (–) (±) | [American emigrants to Mexico](#) (–) (±) | [American sculptors](#) (–) (±) | [African-American sculptors](#) (–) (±) | [African-American artists](#) (–) (±) | [Feminist artists](#) (–) (±) | [Howard University alumni](#) (–) (±) | [University of Iowa alumni](#) (–) (±) | [School of the Art Institute of Chicago alumni](#) (–) (±) | [Artists from Washington, D.C.](#) (–) (±) | [Naturalized citizens of Mexico](#) (–) (±) | [Delta Sigma Theta members](#) (–) (±) | [Escuela Nacional de Pintura, Escultura y Grabado "La Esmeralda" alumni](#) (–) (±) | [American women printmakers](#) (–) (±) | [20th-century American women artists](#) (–) (±) | [20th-century American printmakers](#) (–) (±) | (+)

Editing Existing Articles



Editing with Visual Editor

1. Open a Wikipedia article
2. Select 'Edit'
3. Add and remove text as you would in a word processor

Unsure if you are in Visual Editor? Are you not seeing the 'Edit' button?
Select 'Edit Source', select the Pencil (red), select 'Visual editing'

The screenshot shows the Wikipedia article for Elizabeth Catlett. The editing toolbar is visible, with the 'Edit source' button and the pencil icon circled in red. A dropdown menu is open, showing 'Visual editing' (selected) and 'Source editing'. Callout boxes identify the 'Formatting buttons' and 'Edit buttons' (Edit = Visual Editor, Edit Source = Code).

Formatting buttons

Edit buttons
Edit = Visual Editor, Edit Source = Code

Article [talk](#)

[Read](#) [Edit](#) [Edit source](#) [View history](#) [☆](#) [More](#) [TW](#) [Q](#)

[↶](#) [↷](#) Paragraph [A](#) [↻](#) [Cite](#) [☰](#) [Insert](#) [Ω](#) [?](#) [☰](#) [✎](#) [Publish changes...](#)

Elizabeth Catlett [\[edit\]](#) [\[edit source\]](#)

ORES predicted quality: [★ FA](#) (5.14)
A C-class article from Wikipedia, the free encyclopedia

Elizabeth Catlett (April 15, 1915^[1] – April 2, 2012)^[2] was an [African-American graphic artist](#) and [sculptor](#) best known for her depictions of the African-American experience in the 20th century, which often focused on the female experience. She

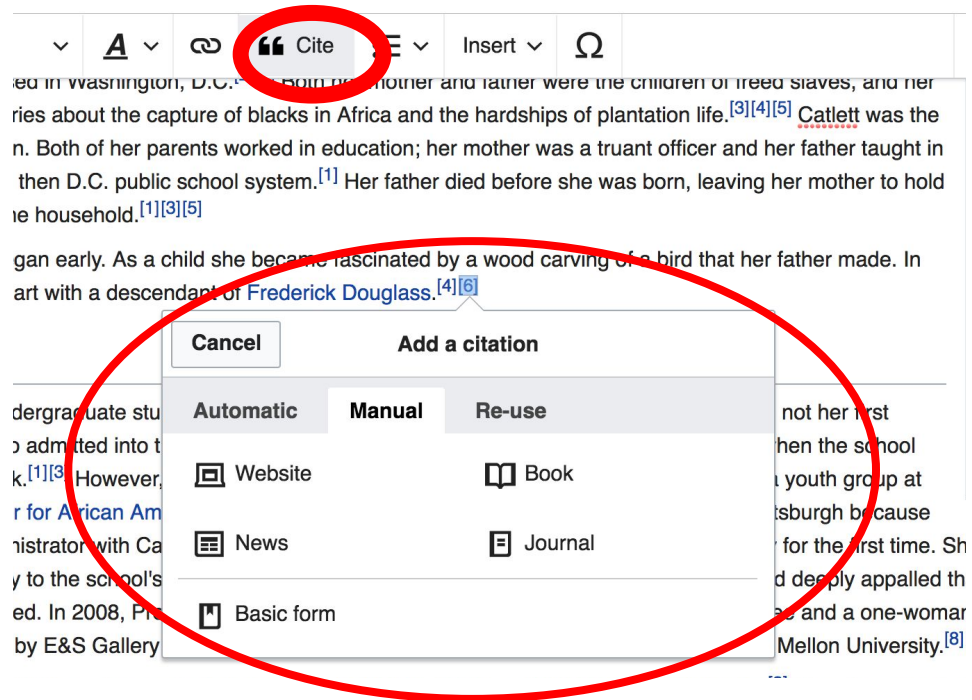
Elizabeth Catlett

Citing Your Sources

1. Place cursor in desired location

2. Select 'Cite'

3. Select 'Automatic' (for URLs, etc.), 'Manual' (to customize fields), or 'Reuse' (to cite a source that has already been used)



The screenshot shows a document editor interface. The 'Cite' button in the top toolbar is circled in red. Below it, the 'Add a citation' dialog box is open, also circled in red. The dialog box has a 'Cancel' button and three tabs: 'Automatic', 'Manual', and 'Re-use'. Under the 'Automatic' tab, there are three options: 'Website', 'News', and 'Basic form'. Under the 'Re-use' tab, there are two options: 'Book' and 'Journal'. The background text is partially visible and contains several citations.

ed in Washington, D.C. Her mother and father were the children of freed slaves, and her
ries about the capture of blacks in Africa and the hardships of plantation life.^{[3][4][5]} Catlett was the
n. Both of her parents worked in education; her mother was a truant officer and her father taught in
then D.C. public school system.^[1] Her father died before she was born, leaving her mother to hold
ie household.^{[1][3][5]}

gan early. As a child she became fascinated by a wood carving of a bird that her father made. In
art with a descendant of Frederick Douglass.^{[4][6]}

dergraduate stu
o admitted into t
k.^{[1][3]} However,
r for African Am
nistrator with Ca
y to the school's
ed. In 2008, Pr
by E&S Gallery

not her first
hen the school
youth group at
tsburgh because
for the first time. Sh
d deeply appalled th
a and a one-wom
Mellon University.^[8]

Adding Sections

Career

Very early in her career, Catlett accepted a [Public Works of Art Project](#) assignment with the federal government for unemployed artists during the 1930s. However, she was fired for lack of initiative, very likely due to immaturity. The experience gave her exposure to the socially-themed work of [Diego Rivera](#) and [Miguel Covarrubias](#).^[4]

Much of her career was spent teaching, as her original intention was to be an art teacher. After receiving her undergraduate degree, her first teaching position was in the [Durham, NC](#) school system. However, she became very dissatisfied with the position because black teachers were paid less. Along with [Thurgood Marshall](#), she participated in an unsuccessful campaign to gain equal pay.^[9] After graduate school, she accepted a position at [Dillard University](#) in [New Orleans](#) in the 1940s. There, she arranged a special trip to the [Delgado Museum of Art](#) to see the [Picasso](#) exhibit. As the museum was closed to blacks at the time, the group went on a day it was closed to the public.^[1] She eventually went on to chair the art department.^[4] Her next teaching position was with the George Washington Carver School, a community alternative school in [Harlem](#), where she taught art and other cultural subjects to workers enrolled in night classes.^[4] Her last major teaching position was with the [Escuela Nacional de Artes Plásticas](#) at the [National Autonomous University of Mexico](#)



Sharecropper, 1952, printed 1970

Adding Sections with Headings

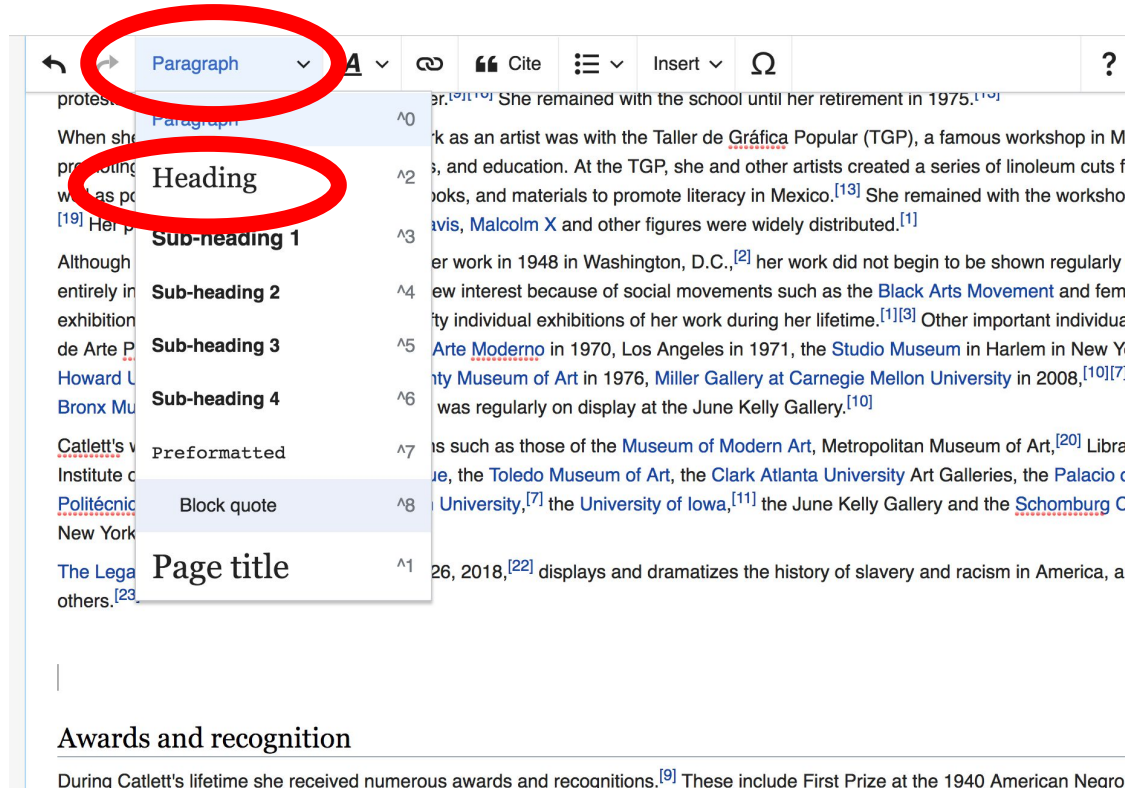
1. Place cursor

2. Select 'Paragraph'

3. Select 'Heading'

4. Add heading text

5. Select enter/return to continue with regular font



The screenshot shows a rich text editor interface. The style menu is open, displaying various text styles. The 'Paragraph' option is highlighted with a red circle, and the 'Heading' option is also highlighted with a red circle. The 'Heading' option is further expanded to show sub-headings from 1 to 4, preformatted text, block quote, and page title. The background text is partially visible, showing a paragraph about an artist's work and education.

Paragraph

Heading

Sub-heading 1

Sub-heading 2

Sub-heading 3

Sub-heading 4

Preformatted

Block quote

Page title

er.[9][10] She remained with the school until her retirement in 1975.[10]

When she returned to Mexico, she worked as an artist with the Taller de Gráfica Popular (TGP), a famous workshop in Mexico, and education. At the TGP, she and other artists created a series of linoleum cuts for books, and materials to promote literacy in Mexico.[13] She remained with the workshop until 1975. Her posters, including those of Che Guevara, Malcolm X and other figures were widely distributed.[1]

Although she had been active in the art world since 1948 in Washington, D.C.,[2] her work did not begin to be shown regularly until the late 1960s. Her work received new interest because of social movements such as the Black Arts Movement and feminist art. She had several individual exhibitions of her work during her lifetime.[1][3] Other important individual exhibitions include the Museum of Modern Art in New York in 1970, Los Angeles in 1971, the Studio Museum in Harlem in New York in 1976, the Whitney Museum of Art in 1976, Miller Gallery at Carnegie Mellon University in 2008,[10][7]. Her work was regularly on display at the June Kelly Gallery.[10]

Her work includes such as those of the Museum of Modern Art, Metropolitan Museum of Art,[20] Library of Congress, the Toledo Museum of Art, the Clark Atlanta University Art Galleries, the Palacio de Bellas Artes, the University of Iowa,[11] the June Kelly Gallery and the Schomburg Center for Black Culture Research.

The Legal Education of African Americans, 2018,[22] displays and dramatizes the history of slavery and racism in America, a play by August Wilson.

Awards and recognition

During Catlett's lifetime she received numerous awards and recognitions.[9] These include First Prize at the 1940 American Negro

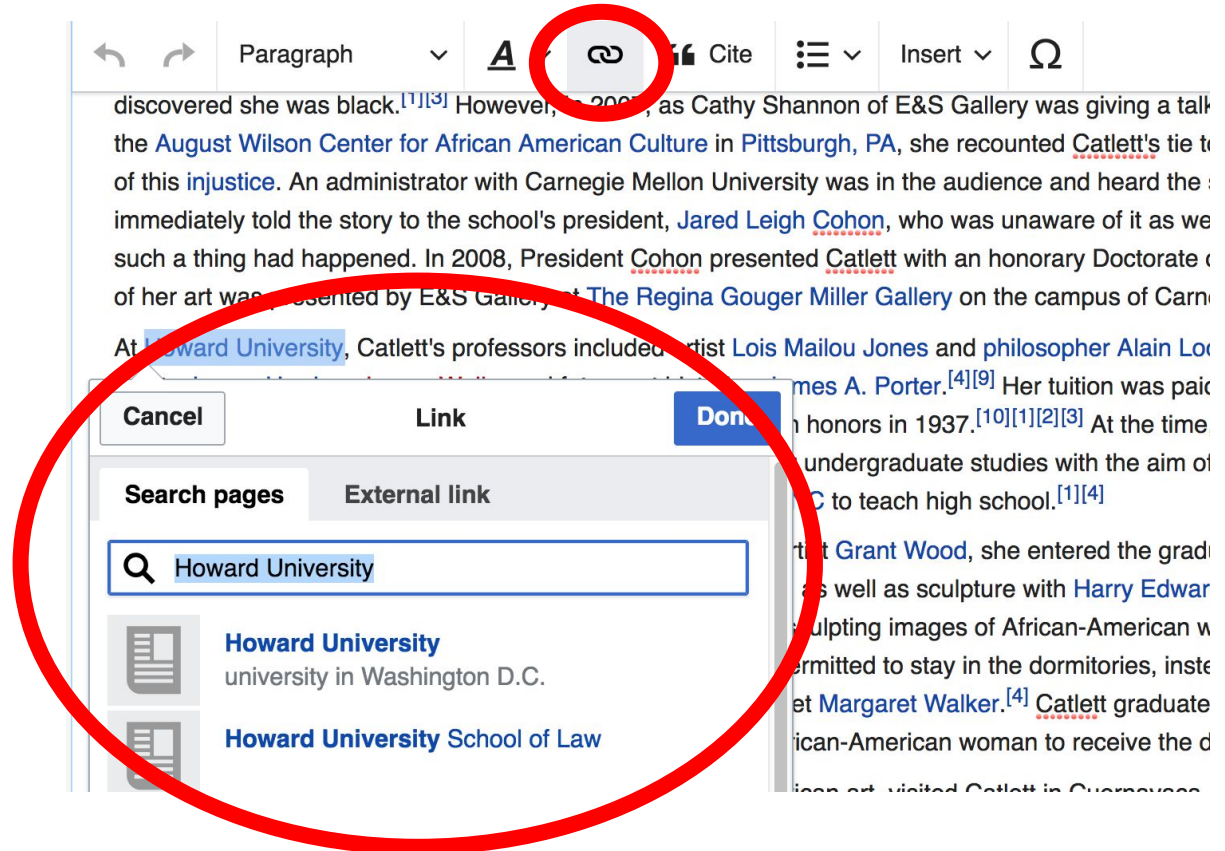
Creating Links Between Wikipedia Articles

1. Select text

2. Select link icon

3. Select article and
'Done'

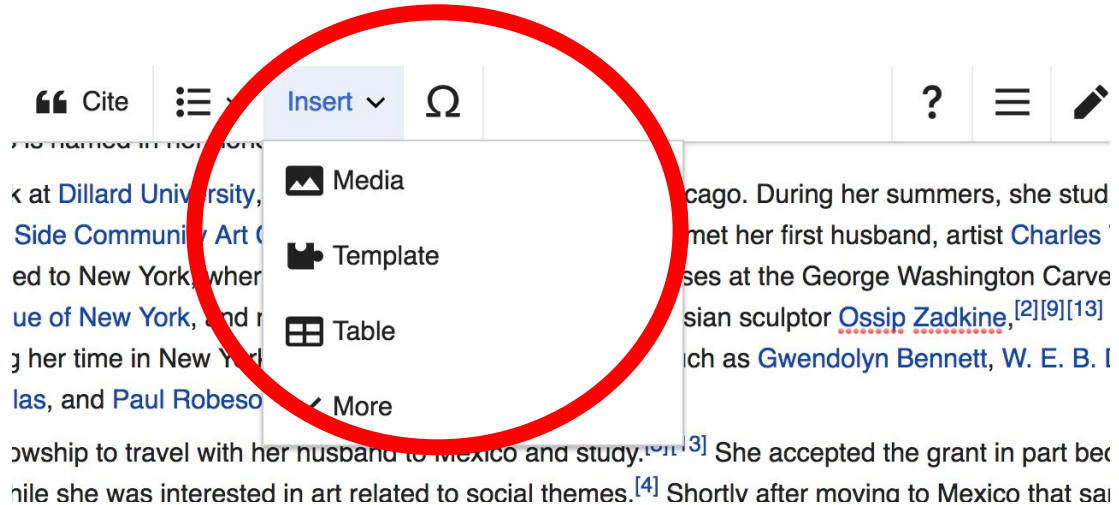
*When adding an external link in an external links section, enter the title of what you are adding, highlight the text, select the link icon, paste a URL, and select 'Done'.



The screenshot shows the Wikipedia editing interface. The toolbar at the top includes a 'Link' icon (a chain link) which is circled in red. Below the toolbar, a paragraph of text is visible, with the words 'Howard University' highlighted in blue. A dialog box titled 'Link' is open, showing a search for 'Howard University'. The dialog has two tabs: 'Search pages' and 'External link'. The search results show two entries: 'Howard University' (a university in Washington D.C.) and 'Howard University School of Law'. The 'Done' button in the dialog is also circled in red.

Adding Photos with Wikimedia Commons

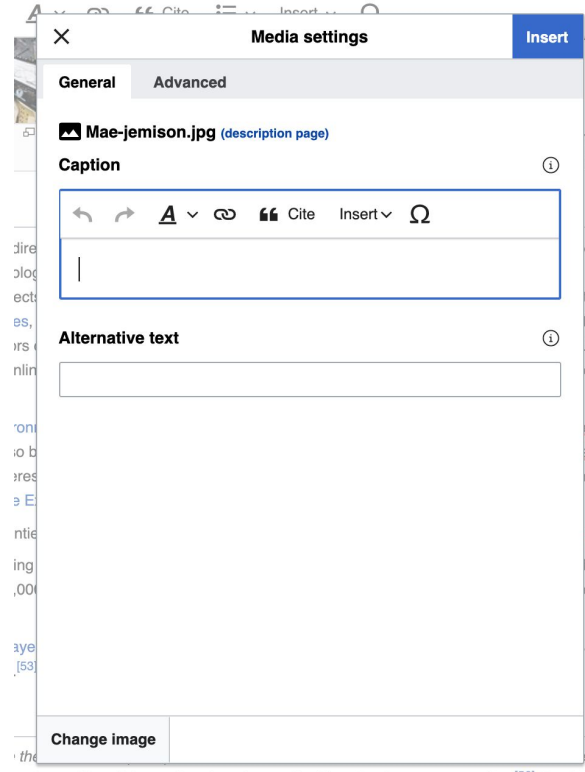
1. Place cursor in desired location (left or right)
2. Select: 'Insert' + Media'



Adding Photos with Wikimedia Commons

5. Caption your image and add alternative text

6. Select 'Insert'



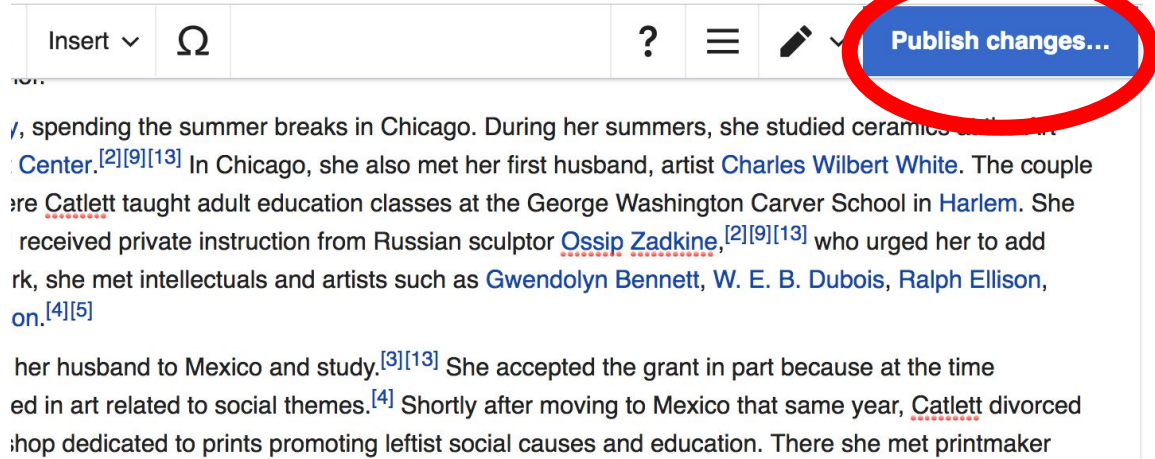
Adding Categories

Category: American sculptors | 5 births (-) (±) | 2012 deaths (-) (±) | Mexican sculptors (-) (±) | Activists for African-American civil rights (-) (±)
American emigrants to Mexico (-) (±) | American sculptors (-) (±) | African-American sculptors (-) (±) | African-American artists (-) (±) | Feminist artists (-) (±)
Howard University alumni (-) (±) | University of Iowa alumni (-) (±) | School of the Art Institute of Chicago alumni (-) (±) | Artists from Washington, D.C. (-) (±)
Naturalized citizens of Mexico (-) (±) | Delta Sigma Theta members (-) (±) | Escuela Nacional de Pintura, Escultura y Grabado "La Esmeralda" alumni (-) (±)
American women printmakers (-) (±) | 20th-century American women artists (-) (±) | 20th-century American printmakers (-) (±) | (+)

1. Leave Editing mode
2. Select +
3. Type the category name into the field, i.e. 20th-century American women artists . Only existing categories will appear in the list of options. You may create new categories.
4. Select 'Apply Changes'

Publish changes

1. Select 'Publish changes'
2. Add brief not in 'Edit Summary' field
3. Select 'Publish changes' once more



The screenshot shows the top of a Wikipedia article's edit page. The navigation bar includes 'Insert', a symbol, a help icon, a menu icon, and a pencil icon. The 'Publish changes...' button is highlighted with a red circle. Below the navigation bar, the article text is visible, mentioning 'Center', 'Charles Wilbert White', 'Harlem', 'Ossip Zadkine', 'Gwendolyn Bennett', 'W. E. B. Dubois', 'Ralph Ellison', and 'Catlett'.

To quickly abandon changes made to an article, select 'Read' (next to Edit/Edit Source) and your edits will not be saved.

Creating New Articles

Three Methods



WIKIPEDIA
The Free Encyclopedia

Method 1: Creating Articles with Sandbox

1. Select Sandbox (top right). Be sure to login first.
2. Select Edit or Edit Source
3. Write the article. (Tip: Publish often. Each 'save' will count towards a new editors' edit count. Continue editing and save as you go.)

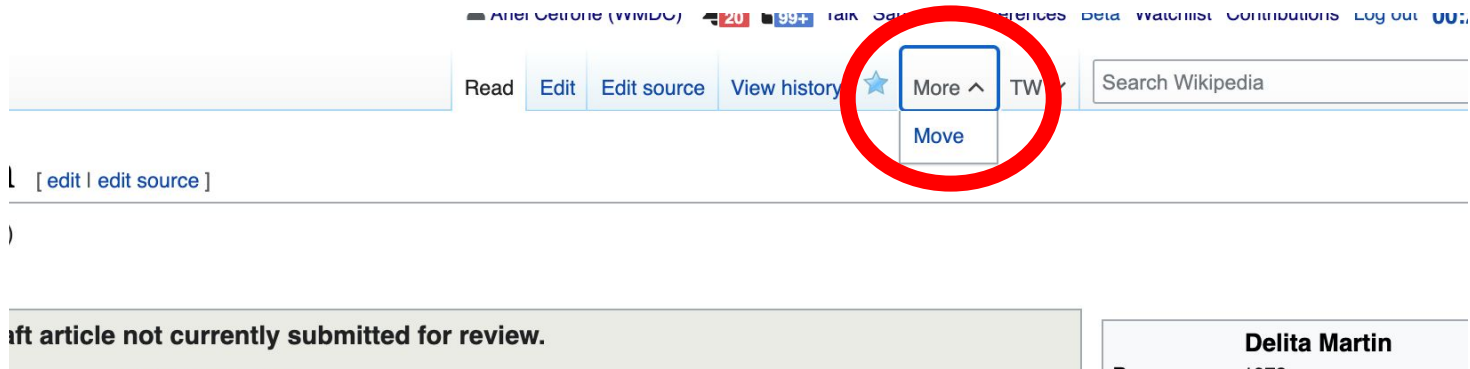


The screenshot shows the top navigation bar of a Wikipedia user page. The user is logged in as 'Ariel Cetrone (WMDC)'. The navigation menu includes 'Talk', 'Sandbox', 'Preferences', 'Beta', 'Watchlist', and 'Contributions'. The 'Sandbox' link is circled in red. Below the navigation bar, there are tabs for 'User page' and 'Talk', and a search bar labeled 'Search Wikipedia'.

User:Ariel Cetrone (WMDC)/sandbox

Method 1: Creating Articles with Sandbox cont.

4. When ready, move the Sandbox article to Wikipedia main space
 - From Sandbox, select 'More' then 'Move'
 - Note: New editors will only be able to do this after having a new username for four days and making ten published edits



Method 1: Creating Articles with Sandbox cont.

- Under 'New title', change 'User' to 'Article'
- Change Sandbox title to the name of the article
- Select 'Move page'

Move User:Ariel Cetrone (WMDC)/sandbox

← User:Ariel Cetrone (WMDC)/sandbox

Using the form below will rename a page, moving all of its history to the new name. The old title will become a [redirect](#) page to the new page. Be sure to check for [double](#) or [broken redirects](#). You are responsible for making sure that links continue to point where they should.

Note: This can be a drastic and unexpected change for a popular page, so be sure you understand the consequences of this before making a page for more detailed instructions.

Move page

New title:

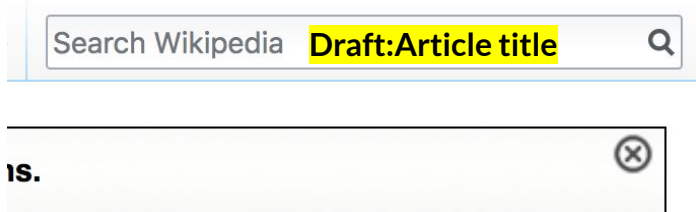
User

Reason:

Move source page and target page

Method 2a: Start a Draft

1. Enter **Draft:Article title** into the WP search bar
2. Click the red link to start the article
3. Start writing and publish as you go



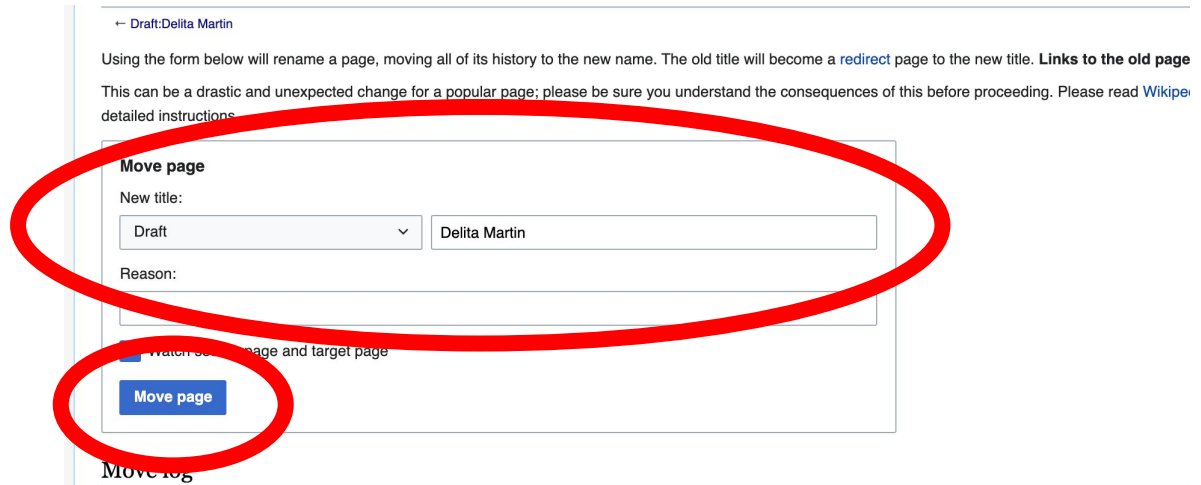
Method 2a: Start a Draft cont.

4. Move the draft to Wikipedia main space
 - From the draft, select 'More' then 'Move'



Method 2a: Start a Draft cont.

- Under 'New title', change 'Draft' to 'Article'
- Remove 'Draft:' from the name of the article
- Select 'Move page'



← Draft:Delita Martin

Using the form below will rename a page, moving all of its history to the new name. The old title will become a [redirect](#) page to the new title. **Links to the old page** This can be a drastic and unexpected change for a **popular page**; please be sure you understand the consequences of this before proceeding. Please read [Wikipedia:Moving a page](#) for detailed instructions.

Move page

New title:

Reason:

Watch for page and target page

Move log

Or...

Method 2b: Start a Draft with Article Wizard

1. Search **Wikipedia: Article Wizard** in the WP search bar
2. Follow prompts
3. Publish in draft form



Wikipedia Article Wizard

Welcome

Thank you for your interest in contributing to Wikipedia!

Before starting the process of creating an article, you can get the hang of things by first editing in **your sandbox**. It's a great way to practice your editing skills without affecting live articles.

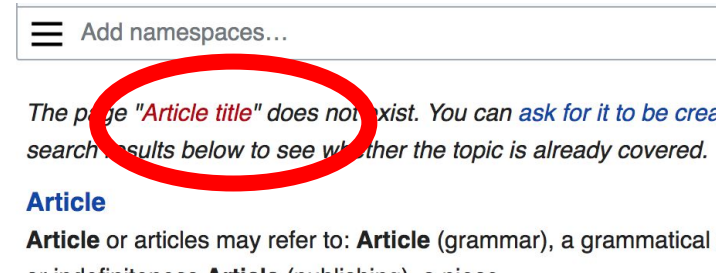
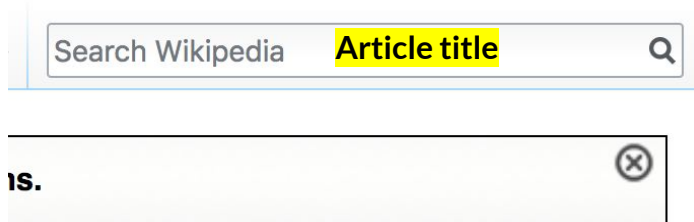
If you need some help along the way, check out our **editing guide**.

[Next](#)

[Edit sandbox](#)

Method 3: Creating Articles in Wikipedia Mainspace

- Enter **Article title** into WP search bar
- Click the red link to start the article
- Create
- Publish



Uploading Photos or Files to Wikicommons



WIKIPEDIA
The Free Encyclopedia

Adding Images or Files

1. Go to commons.wikimedia.org
2. Select 'Upload'



Commons


freely usable media files to which anyone can contribute

[Images](#)

[Sounds](#)

[Videos](#)

[Upload](#)



Picture of the Year

Help select the 2017
Picture of the Year. Round
2 ends 22 July.



Adding Images or Files

3. Select media files to share

Special page

Upload Wizard

[Leave feedback](#) · [Alternative upload methods](#) · [Back to the old form](#)



Please visit [Commons:Help desk](#) if you need to ask questions about uploading files.

Learn

Upload

Release rights

Describe

Select media files to share

Back

Adding Images or Files

4. Select 'Continue'

Upload Wizard

[Leave feedback](#) · [Alternative upload methods](#) · [Back to the old form](#)

! Please visit [Commons:Help desk](#) if you need to ask questions about uploading files.

Learn

Upload

Release rights

Describe

Add data

Use



Angler's footbridge.jpg

Uploaded

 Remove



Add more files

Add more images from Flickr

Back

All uploads were successful!

Continue

1 of 1 file uploaded

Adding Images or Files

5. Select Address Copyright

Upload Wizard

[Leave feedback](#) · [Alternative upload methods](#) · [Back to the old form](#)

! Please visit [Commons:Help desk](#) if you need to ask questions about uploading files.

Learn

Upload

Release rights

Describe

Add data

Use



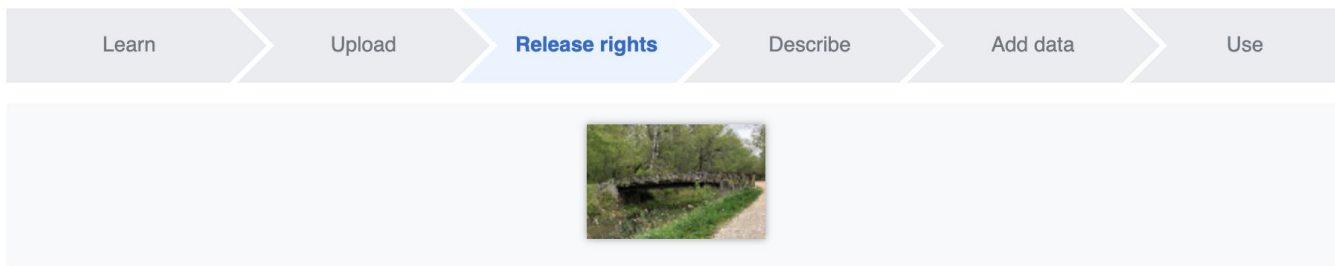
This site requires you to provide copyright information for this work, to make sure everyone can legally reuse it.

- This file is my own work.
- This file is not my own work.

Back

Adding Images or Files

5a. Release the rights if it is your own work



This site requires you to provide copyright information for this work, to make sure everyone can legally reuse it.

This file is my own work.

I, , the copyright holder of this work, irrevocably grant anyone the right to use this work under the Creative Commons Attribution ShareAlike 4.0 license ([legal code](#)).

(Anyone may use, share or remix this work, as long as they credit me and share any derivative work under this license.)

[Use a different license](#)

This file is not my own work.

[Back](#)

[Next](#)

Adding Images or Files

5b. If not your own work, name the source and select the appropriate Creative Commons license or another reason why it is license-free or in the public domain (Pre-1926, published for the US government, etc.)

This site requires you to provide copyright information for this work, to make sure everyone can legally reuse it.

- This file is my own work.
 This file is not my own work.

Source

Where this digital file came from — could be a URL, or a book or publication.

Author(s)

The name of the person who took the photo, or painted the picture, drew the drawing, etc.

Now tell us why you are sure you have the right to publish this work:

▼ **The copyright holder published this work with the right Creative Commons license**

Not all Creative Commons licenses are good for this site. Make sure the copyright holder used one of these licenses.


If the work is already published online, but not under that license online, or if you aren't the copyright holder of the work, please follow the steps described at [COM:OTRS](#) (the copyright holder has to send an email with relevant permission) and add `{{subst:OP}}` to the "Source" field above.

- Creative Commons Attribution ShareAlike 4.0 ([legal code](#)) 
 Creative Commons Attribution ShareAlike 3.0 ([legal code](#)) 

Adding Images or Files

6. Describe the image

Learn > Upload > Release rights > **Describe** > Add data > Use




 Remove



Image title

Create a unique descriptive title using plain language with spaces. Omit the file extension, if any.

Angler's Footbridge C&O Canal Potomac, Maryland

Caption

Add a one-line explanation of what this file represents, including only the most relevant information. *Optional*

English  

Angler's Footbridge C&O Canal Potomac, Maryland

[+ Add a caption in another language](#)

Description

Provide all information that will help others understand what this file represents.

Adding Images or Files

7. Add metadata
(optional),
i.e. Depicts Footbridge

8. Publish

Angler's Footbridge C&O Canal Potomac, Maryland

Angler's_Footbridge_C&O_Canal_Potomac,_Maryland.jpg



Items portrayed in this file

depicts

Search to add items

from Wikidata



Questions? Let's Edit!

For future assistance or questions, contact:

Ariel Cetrone - Institutional Partnerships Manager

**Wikipedia Username: @Ariel Cetrone (WMDC)
ariel.cetrone@wikimediadc.org**