



# (IN)VISIBILITY ONLINE

## Uploading your images to Commons and Wikipedia



# What is Wikimedia Commons?

Wikimedia Commons is an audio visual **repository** of freely **licensed** media content in a form of images, audio and video files **donated** by people all over the world.





# Take Away

1. Introduce you to Wikimedia Commons
2. Learn the Importance of uploading Images on Commons
3. Have hands on experience in uploading images on Wikimedia commons
4. Hands on practice in uploading videos on Wikimedia Commons
5. Questions and answers in chat
6. Conclusion & announcement



# Characteristics of Wikimedia Commons

- All files on Wikimedia Commons can be used and disseminated free of charge in accordance with the terms of license—also for commercial purpose
- Various kinds of license are used in Wikimedia Commons, but the most popular free license model is known under the abbreviation CC BY-SA provided by Creative Commons.
- It is a Wikimedia project
- Wikimedia Commons uses the same wiki-technology as Wikipedia and everyone can edit it.



# Characteristics of Wikimedia Commons

- Unlike traditional media repositories, Wikimedia Commons is free.
- Everyone is allowed to copy, use and modify any files here freely as long as they follow the terms specified by the author; this often means crediting the source and author(s) appropriately and releasing copies/improvements under the same freedom to others.
- The license conditions of each individual media file can be found on their description page.
- The Wikimedia Commons database itself and the texts in it are licensed under the Creative Commons Attribution/Share-Alike License



# Aim of Wikimedia Commons

- Provide a media file repository "that makes available public domain and freely-licensed educational media content to all.
- To acts as a common repository for the various projects of the Wikimedia Foundation.




# Types of files that can be uploaded on Wikimedia Commons



Media files in a form of

:

- photographs
- diagrams
- maps
- Video
- Audio
- ...



Uploading free content from other sources:

- Libraries and Archives
- Flickr
- Unsplash
- Army.gov
- ...



# How you can contribute further to Wikimedia Commons



## Organizing existing content

- check license status
- add maintenance templates
- add categories
- create/curate gallerie pages
- ...





# Format for media files

- For audio file: MIDI ogg-Vorbis
- For video files: ogg-theora and WebM
- For image file: PNG, JPEG, SVG, GIF, and TIFF
- For text file: DjVu. PDFs (also accepted even though they are not a free file format)
- The size of file the files does not affect the

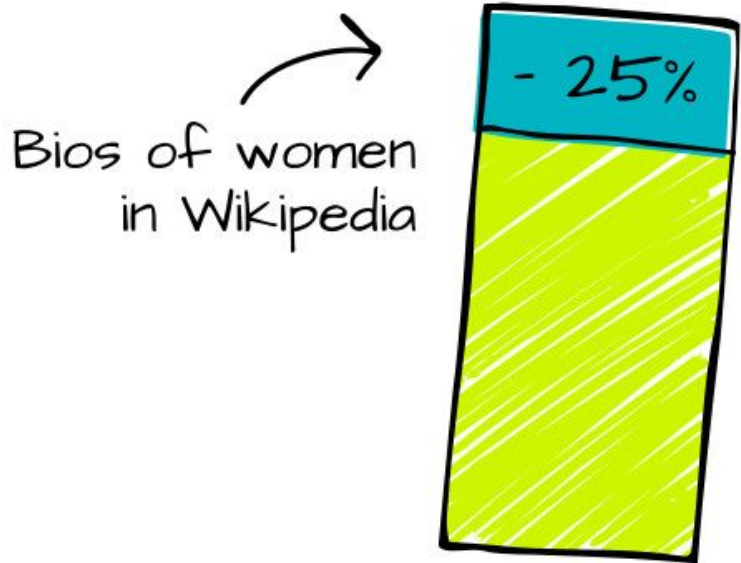


# Easy Video Uploads

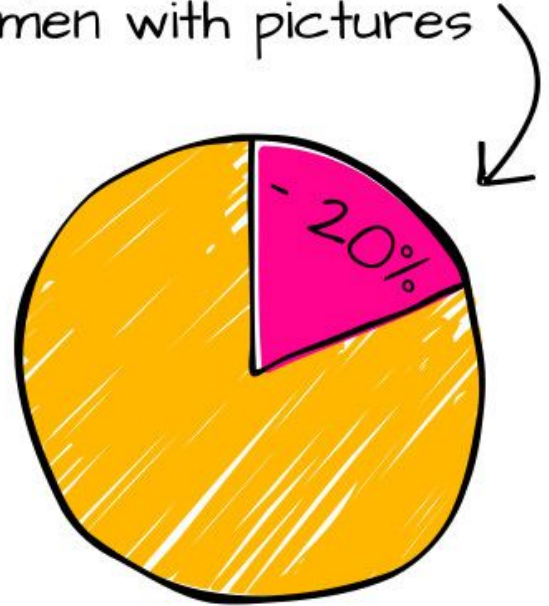
- <https://video2commons.toolforge.org/> had made it easier for videos to be uploaded on Wikimedia Commons in its rightful format



# Visualizing the gender gap



Wikipedia articles of women with pictures





# Ghana's First Female Photographer bio has no picture

Article Talk

Read Edit View history More

## Felicia Abban

From Wikipedia, the free encyclopedia  
(Redirected from Felicia Ansh Abann)

**Felicia Abban** (née Ansh; born 1935<sup>[1]</sup>) was Ghana's first female professional photographer. She worked as a photographer for Ghana's first president, Kwame Nkrumah, for many years during the 1960s.<sup>[2][3]</sup>

<b>Contents</b> <span>[hide]</span>
<span>1</span> <span>Early life</span>
<span>2</span> <span>Photography career</span>
<span>3</span> <span>Family life</span>
<span>4</span> <span>References</span>

### Early life [edit]

Felicia Abban was born in 1935 in the Western Region of Ghana and grew up in a seaside town named **Sekondi-Takoradi**. She was the eldest of six children and quickly followed her father's, J.E. Ansh, footsteps in photography and became his apprentice at the age of 14.<sup>[4]</sup>At the age of 18, after her marriage, Felicia relocated from Takoradi to Accra, where she set up her own studio.<sup>[5]</sup>

Abban studied under him for the next four years working on her craft and at the age of 18, Felicia relocated from Takoradi to Accra, where she set up her own studio.<sup>[6]</sup>She moved to Accra and this is where she built and set up her own studio to start her own work. In a few months she opened up her business, "Mrs. Felicia Abban's Day and Night Quality Art Studio" in the center of Jamestown, Accra in 1955.

Felicia's husband, Robert Annan, designed the fabric with Kwame Nkrumah's portrait on flowers with a map of Ghana for the country's independence celebrations in 1957.<sup>[7]</sup>Abban's studio was also close to other studios including J.K. Bruce Vanderpujje's "Deo Gratias" and James Barnor's "Ever Young Studio".<sup>[8]</sup>They also contributed to the history of Ghanaian photographers during this time period. This was still before Ghana's independence and "Deo Gratias is the oldest photography studio still in operation in Accra. It was established by

<b>Felicia Abban</b>	
<b>Born</b>	<div>Felicia Ansh</div> 1935 (age 85–86) <div>Sekondi, Gold Coast Colony</div>
<b>Occupation</b>	Photographer
<b>Years active</b>	1953–2013
<b>Spouse(s)</b>	Robert Abban

Type here to search

10:37 AM 5/20/2021

Wikipedia article on Felicia Abban

# Invisibility as systemic (intersectional) violence



Women  
Black and brown people  
Indigenous people  
Disabled folks  
Working classes  
Global South /African  
communities

...

Mural of Berta Cáceres in Honduras. Image by Tinaral, CC BY SA 4.0, via [Wikimedia Commons](#)



# Uploading Images – Wikimedia Commons

- Big multimedia Library for all Wikipedias
- Hosts +100 millions of media files
- It's Open and Free – anyone can contribute and use the files hosted on Commons







# What types of images you can add



Adowa dancers in Ghana. By Fquasie, licensed CC BY-SA 4.0, via [Wikimedia Commons](#).

- Photographs taken by yourself that you release under a free license
- Public domain images
- Images made available by others, under free licenses eg. flickr

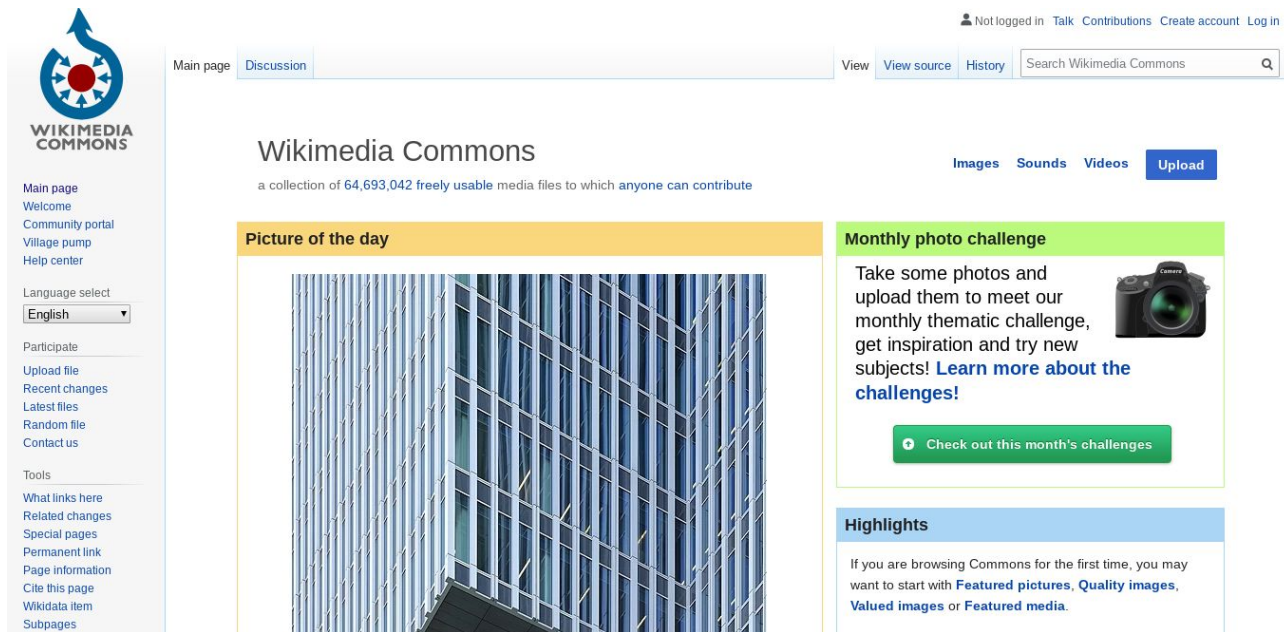


# Uploading Demonstration!



# Getting started...

1. Register or login in with your Wikipedia user account by clicking on the top right “create account”
2. By uploading files to Commons you are making files available to the general



The screenshot shows the Wikimedia Commons homepage. At the top right, there are links for "Not logged in", "Talk", "Contributions", "Create account", and "Log in". Below this is a navigation bar with "Main page", "Discussion", "View", "View source", "History", and a search box labeled "Search Wikimedia Commons". The main heading is "Wikimedia Commons" with a subtext "a collection of 64,693,042 freely usable media files to which anyone can contribute". To the right of the heading are links for "Images", "Sounds", "Videos", and a blue "Upload" button. Below the heading is a "Picture of the day" section featuring a photograph of a modern building facade. To the right of the photo is a "Monthly photo challenge" section with a green background, containing text about taking photos and a green button that says "Check out this month's challenges". At the bottom right is a "Highlights" section with a blue header and text about starting with featured pictures, quality images, valued images, or featured media. On the left side, there is a sidebar with the Wikimedia Commons logo and a list of navigation links including "Main page", "Welcome", "Community portal", "Village pump", "Help center", "Language select" (set to English), "Participate", "Upload file", "Recent changes", "Latest files", "Random file", "Contact us", "Tools", "What links here", "Related changes", "Special pages", "Permanent link", "Page information", "Cite this page", "Wikidata item", and "Subpages".

# Let's keep in touch!

Email us:

[w4s@gmail.com](mailto:w4s@gmail.com)

Connect with us on social media:

[@womenforSustainabilityAfrica](https://www.instagram.com/womenforSustainabilityAfrica)

Join our office hours 

Every Tuesday 3:00 PM

