

1968

## **BGSU Basketball Media Guide 1968-1969**

Bowling Green State University. Department of Athletics

Follow this and additional works at: [https://scholarworks.bgsu.edu/basketball\\_media\\_guides](https://scholarworks.bgsu.edu/basketball_media_guides)

---

### **Recommended Citation**

Bowling Green State University. Department of Athletics, "BGSU Basketball Media Guide 1968-1969" (1968). *Basketball Media Guides*. 1.  
[https://scholarworks.bgsu.edu/basketball\\_media\\_guides/1](https://scholarworks.bgsu.edu/basketball_media_guides/1)

This Book is brought to you for free and open access by the BGSU Athletics Media Guides at ScholarWorks@BGSU. It has been accepted for inclusion in Basketball Media Guides by an authorized administrator of ScholarWorks@BGSU.

1968-69

# BASKETBALL



Captain Dick Rudgers

Assistant Coach Gary Hulst

Head Coach Bob Conibear


# BOWLING GREEN STYLE



## 1968-69 SCHEDULE



<i>Date</i>	<i>Opponent</i>	<i>Time (E.S.T.)</i>
Nov. 30	at Northern Illinois .....	8:30 p.m.
Dec. 2	BALDWIN WALLACE .....	8:00 p.m.
Dec. 4	ST. JOSEPH'S .....	8:00 p.m.
Dec. 7	at Dayton .....	8:30 p.m.
Dec. 14	at Ball State .....	7:30 p.m.
Dec. 16	at Vanderbilt .....	8:30 p.m.
Dec. 19	Niagara (Cleveland Arena) .....	8:00 p.m.
Dec. 23	at Houston .....	9:00 p.m.
Dec. 28	FINDLAY .....	8:00 p.m.
Dec. 30	DARTMOUTH .....	8:00 p.m.
Jan. 11	at Ohio University .....	3:00 p.m.
Jan. 15	at Kent State .....	8:00 p.m.
Jan. 18	MIAMI .....	8:00 p.m.
Jan. 22	TOLEDO .....	8:00 p.m.
Jan. 25	at Marshall .....	8:00 p.m.
Feb. 1	WESTERN MICHIGAN .....	8:00 p.m.
Feb. 3	VIRGINIA TECH .....	8:00 p.m.
Feb. 8	at Miami .....	3:00 p.m.
Feb. 12	KENT STATE .....	8:00 p.m.
Feb. 15	MARSHALL .....	8:00 p.m.
Feb. 22	at Toledo .....	3:00 p.m.
Feb. 24	LOYOLA .....	8:00 p.m.
Feb. 26	at Western Michigan .....	8:00 p.m.
Mar. 1	OHIO UNIVERSITY .....	3:00 p.m.



## BOWLING GREEN'S 1968-69

### BASKETBALL

#### TABLE OF CONTENTS

1968-69 Schedule .....	Inside Cover
The Outlook .....	2-3
1967-68 Results .....	4
Meet The Falcons .....	5-9
1967-68 Statistics .....	10
The Opponents .....	11-19
The Coaches .....	20-21
Freshman Schedule and Roster .....	22
Roster and Depth Chart .....	24-25
Records and All-Time Results .....	26-41
MAC Records .....	42-48
BGSU Information .....	Inside Back Cover



## THE 1968-69 OUTLOOK

Bowling Green State University's 1968-69 basketball squad faces a rebuilding season after racing to an 18-7 overall record and the Mid-American Conference championship last year.

Five of Bowling Green's top six 1967-68 players have graduated leaving captain Dick Rudgers, who started at guard for the Falcons last season and averaged 10.5 points a game, as the only returning starter.

Walt Piatkowski, Bowling Green's leading scorer for the past three years, rebounder Al Dixon, defensive forward Joe Henderson, guard Al Hairston, the Falcons second leading scorer and playmaker, and sixth man Carl Assenheimer, have all seen their final minute of action for Bowling Green.

The loss of these five players leaves new coach Bob Conibear with plenty of problems. Conibear, one of Bowling Green's assistant coaches for the past four years, takes over for Bill Fitch, who led the Falcons to the Mid-American Conference title while being named as the Ohio Coach-of-the-Year. After the 1967-68 season, Fitch then accepted the head coaching position at the University of Minnesota.

Looking ahead to the season, Conibear said, "we will very definitely lack size but we will try to make up for this with aggressiveness and all out hustle within a disciplined attack.

"Our biggest problem will be rebounding so we must have help from centers John Heft and Jim Connally plus forward Mark Hoffman and junior college transfers, Garland Stallworth, Dan McLemore and Jim Penix.

"It is certain that we will make extensive use of our bench and that all the members of this year's team will see action. I can see the possible use of two different units, one built for speed and a second one with fair size and a definite offensive patterned attack."

Conibear has a total of five lettermen, Rudgers, center John Heft, forward Mark Hoffman, guard Sid Rodeheffer, and guard Mark Hennessey, returning from last year's team but these players combined for only 15.0 points a game.

So, Conibear figures to dip heavily into the junior college and Bowling Green's freshmen ranks to come up with a starting unit that will be built around Rudgers who started all 25 1967-68 games and scored 262 points.

Center Jim Connally, who stands 6-7, guard Rich Walker, 6-3, and forward Bob Hill, 6-5, figure to supply most of the help from the freshman team. Connally averaged 14.3 points a game last year while

connecting on .612 of his field goal attempts. He also took off 14.6 rebounds an outing.

Walker had a 13.1 average as Hill came through with an 18.4 mark to lead the freshman team in scoring.

From the junior college ranks, Conibear is expected to have four fine players, Dan McLemore, Jim Penix, Garland Stallworth and Art Finley. Any or all of these players could well find themselves in BGSU's 1968-69 starting lineup.

McLemore had a fine record at Port Huron Junior College as he made the JC Honorable Mention All-American team for two years as he averaged 19.8 points an outing. Stallworth, the cousin of Dave Stallworth, comes to Bowling Green from Iola Junior College where he won a host of JC honors and averaged 24.4 over two years. Finley also played at Iola.

Penix, from nearby Penta Tech, could be in a class by himself. He led Rossford High School to Ohio's Class A finals then averaged 30.0 points a game as a freshman and 27.0 as a sophomore at Penta.

For Bowling Green in 1968-69, it seems to amount to this, the Falcons will be inexperienced as they go against a difficult schedule that includes Houston, Vanderbilt and Dayton. However, if the junior college transfers and sophomores come through as expected, Bowling Green could still have a good year.

## BOWLING GREEN'S STRENGTHS AND WEAKNESSES THIS YEAR

**Size:** Bowling Green State University's 1968-69 basketball team has good overall height with the far majority of the team in the 6-4 through 6-7 range but the Falcons lack a really big man at the center position.

**Speed:** As a team, the Falcons have fair speed with this year's squad probably ranking a little ahead of the 1967-68 squad. This season, the speed figures to show itself on both ends of the court instead of just offensively.

**Shooting:** Overall, this team has better shooters with more range than the Falcons had last season. The top forwards, Stallworth, McLemore, Hill and Penix, are all good outside shooters while Rudgers supplies good range at guard.

**Depth:** In 1967-68, Coach Fitch would have loved to be able to call on some of the players that Coach Conibear will find on his bench. In other words, the depth is there this year at forward and guard but the players are still young and inexperienced.

# 1967-68 RESULTS

Overall: W 18, L 7

MAC: W 10, L 2

<i>BG</i>		<i>OPP.</i>
73	Iowa	79
76	St. Joseph's	73
87	BALL STATE	70
94	Niagara	86
68	NORTHERN ILLINOIS	48
64	Manhattan	75
76	Virginia	72
87	Syracuse	81
69	Toledo	73
61	MARSHALL	57
74	MIAMI	69
77	KENT STATE	60
83	WESTERN MICHIGAN	67
56	Miami	54
62	Marshall	75
78	Ohio University	68
74	AKRON	52
85	TOLEDO	78
79	Western Michigan	67
74	Loyola	83
65	Kent State	63
84	OHIO UNIVERSITY	63
71	Virginia Tech	77
89	DEPAUL	61
71	Marquette	72

Home Record 10-0

Away Record 8-7

## ALL-TIME RECORDS WITH 1968-69 OPPONENTS

<i>Team</i>	<i>Last Game</i>	<i>Last Score</i>		<i>Series</i>		
		<i>BG</i>	<i>OPP.</i>	<i>Games</i>	<i>Won</i>	<i>Lost</i>
Northern Illinois	1967-68	68	48	4	3	1
Baldwin Wallace	1952-53	88	67	24	11	13
St. Joseph's	1967-68	76	73	4	1	3
Dayton	1954-55	39	109	20	8	12
Ball State	1967-68	87	70	3	3	0
Vanderbilt	New Opponent					
Niagara	1967-68	94	86	5	3	2
Houston	1961-62	47	45	1	1	0
Findlay	1966-67	104	98	57	45	12
Dartmouth	1951-52	76	68	1	1	0
Ohio University	1967-68	84	63	42	24	18
Kent State	1967-68	65	63	55	35	20
Miami	1967-68	56	54	36	15	21
Toledo	1967-68	85	78	74	39	35
Marshall	1967-68	62	75	30	16	14
Western Michigan	1967-68	79	67	34	25	9
Virginia Tech	1967-68	71	77	1	0	1
Loyola	1967-68	74	83	32	17	15



# MEET THE FALCONS

## FORWARDS

### BOB HILL

6-5, 200

Age: 19

Sophomore  
Worthington



Hill is considered a fine prospect by coach Bob Conibear and his staff . . . he has all the tools to develop into a fine basketball player at Bowling Green . . . fine offensive threat with good range as a shooter . . . improving rapidly on the defensive end of the court . . . figures to gain a lot of early season experience and should help the Falcons by the time they step into Mid-American Conference play . . . he led last year's freshman team in scoring with an 18.4 average . . . Hill took 215 shots from the field and connected on 108 for a .513 percentage . . . also made 41 of 57 free throw attempts while averaging 9.1 in the rebounding department . . . scored a season high of 37 against the alumni . . . with the Worthington High School Cardinals, Hill ran up a fine record as he lettered for three seasons while landing All-League and All-District honors . . . also earned letters in baseball and cross country, which really figured to help him during the Falcons preseason drills.

#### 1967-68 FRESHMAN RECORD

G	FGA	FGM	Pct.	FTA	FTM	Pct.	Rbnd.	Avg.	PF	TP	Avg.
14	215	108	.513	57	41	.719	127	9.1	39	257	18.4

### MARK HOFFMAN

6-4, 190

Age: 21

Senior  
Bellevue



Outstanding hustle . . . gives 100 percent of his ability at all times, on the practice court as well as in a game . . . Hoffman saw some action with the 1967-68 Falcons as he appeared in 18 games and scored 33 points for a 1.8 average . . . lettered with the Falcons last season . . . had his best games against Ball State and Ohio University as he came off the bench to score six points in both games . . . took 32 shots from the field and connected on 12 for a .375 percentage . . . was also a member of Bowling Green's 1966-67 squad . . . good defensive player who should continue to see spot action for the Falcons this season . . . Hoffman earned a total of nine letters at Bellevue High School . . . in basketball, he lettered for three years as a forward and center and made the All-League squad for two seasons . . . also lettered in football and golf.

#### 1967-68 VARSITY RECORD

G	FGA	FGM	Pct.	FTA	FTM	Pct.	Rbnd.	Avg.	PF	TP	Avg.
18	32	12	.375	18	9	.500	21	1.2	28	33	1.6



## DAN McLEMORE



**6-5, 195**

**Age: 21**

**Junior**

**Toledo**

McLemore is a big, strong player with plenty of ability . . . right now, rebounding is his biggest strength . . . most aggressive rebounder on the squad . . . in fact, he is probably the most aggressive player on the team . . . having to make some adjustments on offense as he learns how to play patterned basketball . . .

McLemore came to Bowling Green after a fine career at Port Huron Junior College in Michigan . . . he was a Junior College honorable mention All-American for both years . . . picked to try out for the Junior College Olympic team . . . as a freshman, he scored 576 points in 28 games for a 20.6 average before hitting for 423 markers and an 18.4 average as a sophomore . . . excellent high school record . . . played on the 1965-66 Toledo Libbey High School team that lost in the state finals to Dayton Chaminade . . . lettered for three years as a forward with the Cowboys winning All-City, All-State and honorable mention All-American honors . . . also lettered in cross country, track and baseball for the Cowboys.

## JIM PENIX



**6-4, 185**

**Age: 20**

**Junior**

**Rossford**

Penix could see plenty of action at Bowling Green as either a forward or guard . . . his offensive ability plus his jumping make him a good candidate for the forward slot . . . perhaps the best shot on the 1968-69 squad . . . does several things very well with the ball and one of these just happens to be that he hits the hoop with outstanding regularity . . .

comes to Bowling Green from Penta Tech where he wrote another fine record under his former high school coach Cot Marquette . . . he averaged 30.0 points a game as a freshman before hitting for a 27.0 mark as a sophomore . . . as a sophomore, he canned 53 percent of his shots from the field and 78 from the line . . . before attending Penta Tech, Penix was the local wonder as he led Rossford High School to the 1965-66 state Class A finals . . . he averaged 23.9 points a game as a senior with the Rossford Bulldogs . . . outstanding shooter who figures to help the Falcons this season.

## GARLAND STALLWORTH

6-5, 185

Junior

Age: 21

Cleveland



Stallworth, who is the cousin of former All-American Dave Stallworth, is a fine all-around basketball player who can do many things very well . . . he figures to be a definite assist to Bowling Green basketball this season . . . figures to step right into the starting lineup . . . along with McLemore, Finley, and Penix, he is one of the four junior college graduates

on the 1968-69 squad . . . Stallworth is from Iola Junior College in Kansas . . . in 47 games over a two-year period with Iola, Stallworth scored 1,147 points for a 24.4 average . . . as a senior, he averaged 21.2 points an outing while taking off 14.1 rebounds per game . . . started for Iola for two seasons and was an All-Region Six Junior College selection for two years while also being named to the All-Conference squad . . . Stallworth earned three letters in basketball at Cleveland John Adams before heading for Iola . . . played both center and forward and earned a host of honors including All State, and All-City . . . also lettered for three years as a high jumper with the track squad and this ability won't hurt him with Bob Conibear's crew.

## RICH WALKER

6-3, 180

Sophomore

Age: 19

Inkster, Mich.



Has all the tools to be one of the finest players in Bowling Green's history . . . but he will be a lot better as soon as he learns to put forth his maximum effort . . . has to improve his play making but has excellent speed . . . probably will play either forward or guard, depending on where he fits best into the program . . . last season, he finished as the third leading

scorer on the freshman team as he averaged 13.1 points an outing . . . took 169 shots from the field and connected on 79 for .467 while making 25 of 49 free throw attempts . . . took off 113 rebounds for an 8.1 average . . . he had his finest game against Port Huron last year, scoring 21 points . . . Walker wrote a fine record at Inkster High School in Michigan as he lettered for three years at guard and forward . . . honorable mention All-State player while also landing All-League and All-County honors . . . also lettered for three years as a football end.

### 1967-68 FRESHMAN RECORD

G	FGA	FGM	Pct.	FTA	FTM	Pct.	Rbnd.	Avg.	PF	TP	Avg.
14	169	79	.467	49	25	.510	113	8.1	39	183	13.1

## CENTERS

### JIM CONNALLY



**6-7, 215**

**Sophomore**

**Age: 19**

**Detroit**

At the present time, Connally doesn't know just how good he can be offensively . . . he must give 100 percent effort to become one of the finest centers in the conference . . . improving rapidly but he is inexperienced . . . missed Bowling Green's early season conditioning program when he had his toe nails removed . . . had a fine season with last year's freshman squad . . . finished as the second leading scorer on the squad with a 14.3 average . . . attempted 134 shots and put through 82 for a .612 percentage . . . made 36 of 69 free throws for a .522 mark . . . led the team in rebounding with a 14.6 average . . . scored 200 points with his best game coming against Ohio State as he scored 21 points . . . at Detroit Pershing High School, Connally lettered for three years as a forward . . . the Doughboys, who included Spencer Haywood, were the Class A champions of Michigan in 1966-67 . . . also earned two letters as a football end and safety.

#### 1967-68 FRESHMAN RECORD

G	FGA	FGM	Pct.	FTA	FTM	Pct.	Rbnd.	Avg.	PF	TP	Avg.
14	134	82	.612	69	36	.522	204	14.6	38	200	14.3

### JOHN HEFT

**6-6, 200**

**Senior**

**Age: 22**

**Columbus**



Heft has continued to show steady improvement at center for the Falcons . . . John, unfortunately, doesn't have any great strengths but he has learned to do several things quite well . . . for this reason, Heft can be expected to see plenty of action at center for the Falcons this season . . . during the early season drills, he was pushing sophomore Jim Connally hard for the first string position . . . Heft has added a little weight this season and should be stronger than he was in 1967-68 . . . lettered with the Falcons last campaign as he appeared in 18 games and scored 37 points for a 2.1 average . . . took just 22 shots from the field and put through 14 for a .636 percentage . . . came off the bench in the second Toledo game last season and dumped in eight points with a six of six performance from the charity line . . . also scored eight points against Loyola . . . Heft is a left hander and this should help him . . . at Columbus Whetstone, landed an All-League berth while lettering for three years as a forward . . . also a baseball pitcher with the Falcons.

#### 1967-68 VARSITY RECORD

G	FGA	FGM	Pct.	FTA	FTM	Pct.	Rbnd.	Avg.	PF	TP	Avg.
18	22	14	.636	15	9	.600	21	1.2	17	37	2.1

## GUARDS


### JOHN FRAZER

**6-2, 165**

**Sophomore**

**Age: 20**

**Columbus**



Frazer is pretty much of an unknown quantity . . . he played some freshman ball for the Falcons during the 1966-67 season but was then red shirted last year as Bowling Green moved to the Mid-American Conference title . . . perhaps one of the quickest players on the squad . . . he has the initial quickness that is so important in basketball but he lacks good



game experience . . . as a freshman, he appeared in eight games and scored 54 points for a 6.8 average . . . took 50 shots from the field and put through 21 for a .420 percentage . . . that year, he had his best game against the alumni as he scored 17 points while hitting on six of nine shots . . . should help the Falcons in the ball handling department this year where he shows good ability . . . Frazer lettered for two years as a guard at John Marshall Harlan High School in Chicago, Illinois before moving to Columbus and lettering at Columbus East High for one season . . . John's father is a minister.

#### 1966-67 FRESHMAN RECORD

G	FGA	FGM	Pct.	FTA	FTM	Pct.	Rbnd.	Avg.	PF	TP	Avg.
8	50	21	.420	17	12	.706	17	2.1	13	54	6.8



#### SID RODEHEFFER

6-2, 190

Junior

Age: 21

Bowling Green

Rodeheffer is a hard working guard with fine court speed who should be able to help coach Bob Conibear's squad . . . saw limited action with the Falcons last season but it was enough to earn a letter . . . appeared in 12 games last year and found the range for 16 points . . . got the vast majority of those markers in the Ball State game as he scored seven while picking up four against Akron . . . should be able to supply the Falcons with some additional speed in the back court this season . . . at Bowling Green High School, Rodeheffer was an honorable mention All-Stater while also landing positions on the All-County and All-League units . . . he lettered for three years with the Bobcats and was the leading scorer in Wood County during his senior year . . . left handed player.

#### 1967-68 VARSITY RECORD

G	FGA	FGM	Pct.	FTA	FTM	Pct.	Rbnd.	Avg.	PF	TP	Avg.
12	10	5	.500	11	6	.545	4	0.3	6	16	1.3

#### DICK RUDGERS

6-2, 180

Senior

Age: 21

Akron

Rudgers is the only starter back from last year's team that won the Mid-American Conference championship . . . this season, he will be serving as the Falcons' captain . . . lacks real good speed but makes up for this by being a smart player who is able to do several other things quite well . . . good shooter from the medium and long distance ranges . . . has shown ability to drive for the basket . . . finished as Bowling Green's fourth leading scorer last year as he appeared in all 25 Bowling Green games and averaged 10.5 points an outing . . . he got into double figures 15 times last season with his high being 20 at St. Joseph's . . . he also registered 18 against Ohio University . . . shot well from the field and the line making .454 of his field goal attempts and .750 from the line . . . he also lettered with the Falcons as a sophomore while seeing plenty of action . . . hardnosed, smart player who figures to really help the Falcons this season . . . in high school, Rudgers lettered for three years with the Akron Central Wildcats as a guard . . . he landed a first string position on both the All-City and All-District squads while also taking a flock of other honors including All-Ohio.

#### 1967-68 VARSITY RECORD

G	FGA	FGM	Pct.	FTA	FTM	Pct.	Rbnd.	Avg.	PF	TP	Avg.
25	216	98	.454	88	66	.750	99	4.0	62	262	10.5



## FINAL 1967-68 STATISTICS

PLAYER	G	FGA	FGM	PCT.	FTA	FTM	PCT.	RBND	AVG.	PF	TP	AVG.
Walt Piatkowski, f. . . . .	25	502	263	.524	92	75	.815	183	7.3	60	601	24.0
Al Hairston, g. . . . .	25	346	157	.454	70	48	.686	81	3.2	86	362	14.5
Al Dixon, c. . . . .	25	266	115	.432	122	65	.533	273	10.9	87	295	11.8
*Dick Rudgers, g. . . . .	25	216	98	.454	88	66	.750	99	4.0	62	262	10.5
Joe Henderson, f. . . . .	25	154	57	.370	65	47	.723	180	7.2	71	161	6.4
Carl Assenheimer, f. . . . .	21	78	38	.487	16	10	.625	28	1.3	17	86	4.1
*John Heft, c. . . . .	18	22	14	.636	15	9	.600	21	1.2	17	37	2.1
*Mark Hoffman, f. . . . .	18	32	12	.375	18	9	.500	30	1.6	28	33	1.8
*Sid Rodeheffer, g. . . . .	12	10	5	.500	11	6	.545	4	0.3	6	16	1.3
John Compton, g. . . . .	16	11	5	.455	3	0	.000	8	0.5	10	10	0.6
Wayne Kroll, f. . . . .	7	2	1	.500	6	3	.500	0	0.0	0	5	0.7
Dennis Cavanaugh, g. . . . .	9	4	1	.250	8	3	.375	5	0.6	2	5	0.6
*Mark Hennessey, g. . . . .	6	2	2	1.000	1	0	.000	1	0.2	0	4	0.7
Adrian Zuber, f. . . . .	5	2	0	.000	0	0	.000	0	0.0	0	0	0.0
TEAM 158												
TOTALS . . . . .	25	1647	768	.466	515	341	.662	1071	42.8	446	1877	75.1
OPPONENTS . . . . .	25	1544	658	.426	595	407	.684	1056	42.2	414	1723	68.9

\* Returning in 1968-69

## 1967-68

### TOP INDIVIDUAL SCORING PERFORMANCES

Player	Points	Opponent	FG-FT
Piatkowski	33	Virginia Tech	15-3
Piatkowski	32	Iowa	14-4
Piatkowski	31	Toledo	14-3
Piatkowski	29	Western Michigan	14-1
Piatkowski	28	DePaul	12-4
Piatkowski	28	Akron	10-8
Piatkowski	28	Ohio University	13-2
Piatkowski	28	Kent State	13-2
Piatkowski	27	Marquette	13-1
Piatkowski	27	Western Michigan	10-7
Piatkowski	27	Miami	11-5
Piatkowski	26	Virginia	13-0
Piatkowski	26	Syracuse	12-2
Piatkowski	25	Ball State	11-3
Piatkowski	24	Ohio University	10-4
Dixon	24	Niagara	9-6
Hairston	24	St. Joseph's	11-2
Hairston	23	Syracuse	9-5

# THE OPPONENTS

## NORTHERN ILLINOIS (Nov. 30, away)

Location: DeKalb, Illinois  
 Conference: None  
 Nickname: Huskies  
 Lettermen Returning: two  
 Series Record: BG 3, NI 1

Head Coach: Tom Jorgensen  
 1967-68 Record: 10-14  
 Publicity Director: Bud Nangle  
 Game Time: 8:30 p.m.

<i>Leading Prospects</i> Name	Pos.	Ht.	Class	1967-68 Point Avg.
Jim Smith	C	6-7	Sr.	19.1
Don Russell	G	6-2	Jr.	12.7
Nate Mason	G	5-11	Jr.	Transfer
Raymond Price	F	6-2	Jr.	Transfer
David Naves	F	6-6	So.	19.9

## BALDWIN WALLACE (Dec. 2, home)

Location: Berea, Ohio  
 Conference: Ohio Athletic  
 Nickname: Yellow Jackets  
 Lettermen Returning: six  
 Series Record: BG 11, BW 13

Head Coach: Bill Clark  
 1967-68 Record: 19-9  
 Publicity Director: Wayne Gross  
 Game Time: 8 p.m.

<i>Leading Prospects</i> Name	Pos.	Ht.	Class	1967-68 Point Avg.
Ted Johnson	C	6-5	Sr.	15.0
Harvey Hopson	F	6-4	Sr.	14.0
Bob Harriger	F	6-5	Sr.	12.0
Dick Fletcher	G	6-2	Jr.	4.0
Steve Mack	F	6-5	Jr.	5.0
Rollin Napier	G	6-3	Sr.	3.0

## ST. JOSEPH'S (Dec. 4, home)

Location: Philadelphia, Pa.  
 Conference: Middle Atlantic  
 Nickname: Hawks  
 Lettermen Returning: six  
 Series Record: BG 1, SJ 3

Head Coach: Jack McKinney  
 1967-68 Record: 17-9  
 Publicity Director:  
 Chip Campbell  
 Game Time: 8 p.m.

<i>Leading Prospects</i> Name	Pos.	Ht.	Class	1967-68 Point Avg.
Mike Hauer	F	6-3	Jr.	17.8
Dan Kelly	G	5-10	Jr.	17.7
Ed Leonarczyk	C	6-8	Sr.	5.4
Dave Pfahler	F	6-3	Sr.	4.4
Tom DeMoss	F	6-5	Jr.	Transfer

## DAYTON (Dec. 7, away)

Location: Dayton, O.  
 Conference: None  
 Nickname: Flyers  
 Lettermen Returning: six  
 Series Record: BG 8, UD 12

Head Coach: Don Donoher  
 1967-68 Record: 21-9  
 Publicity Director: Gene Schill  
 Game Time: 8:30 p.m.

<i>Leading Prospects</i> Name	Pos.	Ht.	Class	1967-68 Point Avg.
Dan Sadlier	F	6-6	Sr.	6.5
Dan Obrouac	C	6-10	Sr.	6.7
George Janky	F-C	6-8	Jr.	9.5
Jim Gottschall	G	6-2	Jr.	6.4
Jerry Gottschall	G	6-2	Jr.	2.1
Ken May	F	6-5	So.	22.0

### BALL STATE (Dec. 14, away)

Location: Muncie, Ind.  
Conference: None  
Nickname: Cardinals  
Lettermen Returning: six  
Series Record: BG 3, BS 0

Head Coach: Leroy (Bud) Getchell  
1967-68 Record: 10-12  
Publicity Director: Earl Yestingsmeier  
Game Time: 7:30 p.m.

#### Leading Prospects

Name	Pos.	Ht.	Class	1967-68 Point Avg.
Gary Miller	F	6-3	Sr.	14.4
Steve Ricks	C	6-5	Sr.	13.9
Marzine Moore	F	6-3	Jr.	12.4
Barry Kennedy	G	6-1	Sr.	11.4
John Allen	G	6-1	So.	15.8
Steve Tucker	F-G	6-3	So.	13.9

### VANDERBILT (Dec. 16, away)

Location: Nashville, Tenn.  
Conference: Southeastern  
Nickname: Commodores  
Lettermen Returning: seven  
Series Record: first meeting

Head Coach: Roy Skinner  
1967-68 Record: 20-6  
Publicity Director: Bill Stewart  
Game Time: 8:30 p.m.

#### Leading Prospects

Name	Pos.	Ht.	Class	1967-68 Point Avg.
Tom Hagen	G	6-3	Sr.	19.2
Perry Wallace	C	6-5	Jr.	9.7
Bob Bundy	C	6-9	Sr.	11.9
Thorpe Weber	F	6-7	So.	23.4
Rudy Thacker	G	6-0	So.	14.6
Ralph Mayes	G	6-3	So.	16.1

### NIAGARA (Dec. 19, Cleveland Arena)

Location: Niagara Falls, N.Y.  
Conference: Western New York  
Little Three  
Nickname: Purple Eagles  
Lettermen Returning: four  
Series Record: BG 3, NU 2

Head Coach: Frank Layden  
1967-68 Record: 12-12  
Publicity Director: Edward Flynn  
Game Time: 8 p.m.

#### Leading Prospects

Name	Pos.	Ht.	Class	1967-68 Point Avg.
Calvin Murphy	G	5-10	Jr.	38.2
Mike Brown	G	5-10	Jr.	8.0
Steve Schafer	F	6-5	Jr.	8.8
Bill Zeits	F	6-3	Sr.	4.6
Dick Fitzgerald	C	6-5	So.	13.4
Gary Gyscek	G	5-10	So.	9.7

### HOUSTON (Dec. 23, away)

Location: Houston, Texas  
Conference: None  
Nickname: Cougars  
Lettermen Returning: seven  
Series Record: BG 1, H 0

Head Coach: Guy Lewis  
1967-68 Record: 31-2  
Publicity Director: Ted Nance  
Game Time: 9 p.m.

#### Leading Prospects

Name	Pos.	Ht.	Class	1967-68 Point Avg.
Ken Spain	C	6-9	Sr.	14.2
Theodis Lee	F	6-7	Sr.	13.9
George Reynolds	G	6-4	Sr.	10.0
Bob Hall	F	6-9	So.	25.0
Ollie Taylor	F	6-2	Jr.	31.9
Mars Evans	F-C	6-11	So.	26.5

### FINDLAY (Dec. 28, home)

Location: Findlay, O.  
Conference: Mid-Ohio  
Nickname: Oilers  
Lettermen Returning: four  
Series Record: BG 45, FC 12

Head Coach: Jim Houdeshell  
1967-68 Record: 20-5  
Publicity Director:  
Warren Esterline  
Game Time: 8 p.m.

#### Leading Prospects

Name	Pos.	Ht.	Class	1967-68 Point Avg.
Frank Minnig		6-3	Jr.	10.0
Jerry Moore		6-2	Sr.	6.7
Chuck Osting		6-5	Jr.	8.0
Bill Brunner		6-3	Jr.	2.7

### DARTMOUTH (Dec. 30, home)

Location: Hanover, N.H.  
Conference: Ivy League  
Nickname: Indians  
Lettermen Returning: seven  
Series Record: BG 1, D 0

Head Coach: Dave Gavitt  
1967-68 Record: 8-18  
Publicity Director:  
Jack DeGange  
Game Time: 8 p.m.

#### Leading Prospects

Name	Pos.	Ht.	Class	1967-68 Point Avg.
Judson Burnham	F	6-7	Jr.	5.0
Gregory Pickering	F	6-4	Jr.	8.4
Thomas Reddy	G	6-0	Jr.	4.8
Karlis Steinmanis	F	6-3	Jr.	5.3
Alexander Winn	F	6-6	Jr.	12.8

### OHIO UNIVERSITY (Jan. 11, away—Mar. 1, home)

Location: Athens, Ohio  
Conference: Mid-American  
Nickname: Bobcats  
Lettermen Returning: seven  
Series Record: BG 24, OU 18

Head Coach: Jim Snyder  
1967-68 Record: 7-16  
Publicity Director:  
Frank Morgan  
Game Time: 3 p.m.

#### Leading Prospects

Name	Pos.	Ht.	Class	1967-68 Point Avg.
Gerald McKee	F	6-3	Sr.	19.9
John Canine	G	6-2	Jr.	11.5
Greg McDivitt	C	6-7	Jr.	10.4
Doug Parker	F	6-4	Jr.	6.3
Ken Kowall	G	6-2	So.	19.8
Prentiss Tallman	F	6-5	So.	16.8

### KENT STATE (Jan. 15, away—Feb. 12, home)

Location: Kent, Ohio  
Conference: Mid-American  
Nickname: Golden Flashes  
Lettermen Returning: seven  
Series Record: BG 35, KS 20

Head Coach: Frank Truitt  
1967-68 Record: 9-15  
Publicity Director:  
Paul Schlemmer  
Game Time: 8 p.m.

#### Leading Prospects

Name	Pos.	Ht.	Class	1967-68 Point Avg.
Doug Grayson	F	6-5	Sr.	16.1
Tom Lagodich	F-C	6-7	Jr.	12.9
Roger Harper	G	5-9	Sr.	4.2
Bruce Burden	G	6-0	Jr.	6.9
Mike Foote	G	5-11	So.	14.3
Larry Wilson	F	6-6	Jr.	Transfer



## MIAMI (Jan. 18, home—Feb. 8, away)

Location: Oxford, Ohio  
 Conference: Mid-American  
 Nickname: Redskins  
 Lettermen Returning: six  
 Series Record: BG 15, MU 21

Head Coach: Tates Locke  
 1967-68 Record: 11-12  
 Publicity Director: Dave Young  
 Game Time: 8 p.m. here  
 3 p.m. there

<i>Leading Prospects Name</i>	<i>Pos.</i>	<i>Ht.</i>	<i>Class</i>	<i>1967-68 Point Avg.</i>
Glen Pryor	F	6-5	Jr.	7.2
Terry Martin	F	6-7	Jr.	5.3
Tom Slater	C	6-7	Sr.	5.6
Steve Barnett	G	6-0	Sr.	5.1
Gerald Sears	G	6-0	So.	19.5
Mike Slusher	F	6-6	So.	15.8

## TOLEDO (Jan. 22, home—Feb. 22, away)

Location: Toledo, Ohio  
 Conference: Mid-American  
 Nickname: Rockets  
 Lettermen Returning: seven  
 Series Record: BG 39, TU 35

Head Coach: Bob Nichols  
 1967-68 Record: 16-8  
 Publicity Director: Max Gerber  
 Game Time: 8 p.m. here  
 3 p.m. there

<i>Leading Prospects Name</i>	<i>Pos.</i>	<i>Ht.</i>	<i>Class</i>	<i>1967-68 Point Avg.</i>
John Brisker	F	6-5	Sr.	14.9
Doug Hess	C	7-0	Jr.	8.0
Bob Miller	F	6-5	Sr.	12.8
Steve Mix	F	6-7	Sr.	21.8
John Rudley	G	5-9	Sr.	12.0
Steve Shay	G	6-0	So.	17.4
Mike Murnen	G	6-4	Jr.	3.9

## MARSHALL (Jan. 25, away—Feb. 15, home)

Location: Huntington, W. Va.  
 Conference: Mid-American  
 Nickname: Thundering Herd  
 Lettermen Returning: seven  
 Series Record: BG 16, M 14

Head Coach: Ellis Johnson  
 1967-68 Record: 17-8  
 Publicity Director:  
 Gene Morehouse  
 Game Time: 8 p.m.

<i>Leading Prospects Name</i>	<i>Pos.</i>	<i>Ht.</i>	<i>Class</i>	<i>1967-68 Point Avg.</i>
Jim Davidson	F	6-3	Sr.	16.3
Dan D'Antoni	G	5-11	Sr.	14.3
Bob Didur	C	6-8	Jr.	1.5
Ricky Hall	F	6-4	Jr.	3.7
Bernard Bradshaw	G	6-2	So.	21.9
David Smith	C	6-7	So.	20.4

## WESTERN MICHIGAN (Feb. 1, home—Feb. 26, away)

Location: Kalamazoo, Mich.  
Conference: Mid-American  
Nickname: Broncos  
Lettermen Returning: nine  
Series Record: BG 25, WMU 9

Head Coach: Sonny Means  
1967-68 Record: 11-13  
Publicity Director:  
Hal Bateman  
Game Time: 8 p.m.

<i>Leading Prospects Name</i>	<i>Pos.</i>	<i>Ht.</i>	<i>Class</i>	<i>1967-68 Point Avg.</i>
Rick Coleman	G	5-11	Sr.	2.0
Gene Ford	F-G	6-5	Sr.	18.8
Vertlee Trice	G	6-0	Sr.	2.8
Paul Vander Wiere	F	6-4	Sr.	3.8
Bill Vander Woude	F	6-5	Jr.	8.1
Earl Jenkins	F-C	6-7	So.	21.4
Tom Zahn	F	6-4	So.	13.3

## VIRGINIA TECH (Feb. 3, home)

Location: Blacksburg, Va.  
Conference: None  
Nickname: Gobblers  
Lettermen Returning: six  
Series Record: BG 0, VPI 1

Head Coach: Howie Shannon  
1967-68 Record: 14-11  
Publicity Director:  
Wendell Weisend  
Game Time: 8 p.m.

<i>Leading Prospects Name</i>	<i>Pos.</i>	<i>Ht.</i>	<i>Class</i>	<i>1967-68 Point Avg.</i>
Chris Ellis	F-G	6-4	Sr.	13.5
Dan Wetzel	C-F	6-9	Sr.	7.3
Stan Kerrick	F-G	6-3	Sr.	6.7
Walt Deskins	G	6-1	Jr.	5.3
Ron Wagner	F	6-6	Jr.	3.8
Loyd King	G	6-1	So.	22.0

## LOYOLA (Feb. 24, home)

Location: Chicago, Ill.  
Conference: None  
Nickname: Ramblers  
Lettermen Returning: four  
Series Record: BG 17, LU 15

Head Coach: George Ireland  
1967-68 Record: 16-9  
Publicity Director: Jerry Lyne  
Game Time: 8 p.m.

<i>Leading Prospects Name</i>	<i>Pos.</i>	<i>Ht.</i>	<i>Class</i>	<i>1967-68 Point Avg.</i>
Walter Robertson	G	5-11	Jr.	13.7
Wade Fuller	F	6-2	Jr.	11.2
Bill Baumgartner	G	6-2	Sr.	5.1
Coak Cannon	F	6-4	Jr.	5.0
Tom Coleman	G	6-0	So.	27.1

## OPPONENTS SCHEDULES

### NORTHERN ILLINOIS U. . . . . DeKalb, Ill.

Tom Jorgensen 2 yrs. W-18, L-26	Coast Guard ♦ . . . J11
Bowling Green ♦ .N30	Marshall ♦ . . . . J13
Michigan . . . . . D 2	San Diego St. . . . J24
NE Missouri ♦ . . D 4	Northern Ariz. . . J25
Ball State . . . . . D 7	Creighton . . . . . J27
LaCrosse St. ♦ . . D12	St. Joseph's (Pa.) ♦ F 3
Wisconsin . . . . . D14	New Mexico St. † F 8
Iowa State ♦ . . . . D16	Indiana St. ♦ . . . F10
Cal Poly (SL0) ♦ D18	Western Mich. . . . F15
East Tenn. St. ♦ D21	Buffalo ♦ . . . . F18
Pan Am. Tr. * D27-28	Ohio U. . . . . F24
Kent State ♦ . . . . D30	Wash. (Mo.) . . . . M 1
DePaul . . . . . J 4	† Chicago Stadium

Colors: Cardinal and Black. Nickname: Huskies  
AD: Dr. Robert J. Brigham SID: Bud Nangle

### BALDWIN-WALLACE COL. . . . . Berea, O.

William J. Clark 5 yrs. W-76, L-39	Heidelberg ♦ . . . J14
Dayton . . . . . N30	Mt. Union ♦ . . . J18
Bowling Green . . . D 2	Hiram . . . . . J21
Kenyon ♦ . . . . D 7	Ohio Wesleyan . . . J25
Wake Forest . . . . D12	Wooster ♦ . . . . J28
Roanoke . . . . . D14	Marietta . . . . . F 1
Bethune-Cook . . . D18	Akron . . . . . F 5
Fla. Presby. . . . . D19	Oberlin ♦ . . . . F 8
Stetson . . . . . D21	Denison . . . . . F11
Cleveland St. ♦ . . D30	Capital ♦ . . . . F15
Wittenberg . . . . . J 4	Detroit . . . . . F18
Otterbein ♦ . . . . J 7	Muskingum . . . . F22
Youngstown . . . . J 9	Ohio Conf. tr.* F27-M4

Colors: Brown and Gold. Nickname: Yellow Jackets  
AD: Lee J. Tressel SID: Wayne J. Gross

### ST. JOSEPH'S COL. . . . . Philadelphia, Pa.

Jack McKinney 3 yrs. W-53, L-25	West Chester ♦ . . J14
Albright ♦ . . . . N30	Temple † . . . . . J18
Bowling Green . . . D 4	Evansville ♦ . . . J28
Fairfield ♦ . . . . D 7	Mt. St. Mary's ♦ F 1
St. John's ♦ . . . . D10	Northern Ill. . . . F 3
Xavier . . . . . D14	Rider ♦ . . . . F 5
American U. † . . . D18	Hofstra . . . . . F 8
Penn . . . . . D21	Providence . . . . F12
Quaker City Tr.* D27-30	La Salle † . . . . F15
Boston College ♦ . . J 5	Seton Hall ♦ . . . F19
Davidson . . . . . J 7	Wake Forest . . . . F22
Villanova † . . . . J11	Georgetown . . . . F25
	† Palestra, Phila.

Colors: Crimson and Gray. Nickname: Hawks  
AD: Jack McKinney SID: Chip Campbell

### DAYTON, U. OF . . . . . Dayton, O.

Don Donoher 4 yrs. W-91, L-28	DePaul . . . . . J18
Baldwin-Wall. ♦ .N30	Western Ky. ♦ . . J20
Gannon ♦ . . . . D 4	Miami (O.) ♦ . . . J25
Bowling Green ♦ . . D 7	Xavier ♦ . . . . J27
Portland ♦ . . . . D 9	Niagara ♦ . . . . F 1
Miami (O.) . . . . . D11	Davidson † . . . . F 6
Louisville . . . . . D14	Loyola (Ill.) † . . F 8
Providence ♦ . . . . D21	Rice . . . . . F13
Loyola (Cal.) ♦ . . D23	Florida St. . . . . F15
Eastern Ky. ♦ . . . D28	Cincinnati . . . . F19
St. Louis . . . . . D31	Chattanooga ♦ . . F22
Xavier . . . . . J 4	Morehead ♦ . . . F26
Detroit . . . . . J11	DePaul ♦ . . . . M 1
Louisville ♦ . . . . J15	† Mad. Sq. Gdn., N.Y.
	† Chicago Stadium

Colors: Red and Blue. Nickname: Flyers  
AD: Thomas Frericks SID: Gene Schill

### BALL STATE U. . . . . Muncie, Ind.

Leroy Getchell 3 yrs. W-34, L-22	Valparaiso ♦ . . . J15
Eastern Ky. . . . . N30	Eastern Mich. . . . J18
Central Mich. . . . D 3	Evansville . . . . J25
Northern Ill. ♦ . . D 7	DePauw . . . . . J29
Western Mich. . . . D10	St. Joseph's ♦ . . F 1
Bowling Green ♦ . . D14	Butler . . . . . F 5
San Diego St. ♦ . . D17	Illinois St. . . . . F 8
Hanover ♦ . . . . D18	Indiana St. ♦ . . . F12
Miami (O.) ♦ . . . . D21	Valparaiso . . . . F15
Butler ♦ . . . . J 4	Evansville ♦ . . . F19
Eastern Ill. . . . . J 7	DePauw ♦ . . . . F22
Indiana St. . . . . J11	St. Joseph's . . . . F25

Colors: Cardinal and White. Nickname: Cardinals  
AD: Robert Primmer SID: Earl Yestingsmeier

## OPPONENTS SCHEDULES

### VANDERBILT UNIVERSITY . . . Nashville, Tenn.

Roy Skinner		Auburn ♦ . . . . J25
8 yrs. W-148, L-54		Kentucky . . . . . F 1
SMU ♦ . . . . D 2	Davidson . . . . . D 7	Tennessee . . . . . F 3
North Carolina † . . . . D 9	Miss. State ♦ . . . . D14	Georgia ♦ . . . . F 8
Bowling Green ♦ . . . . D16	Vanderbilt Inv.*D20-21	Florida . . . . . F10
Southern Cal ♦ . . . . D23	N.C. State † . . . . D30	Mississippi . . . . . F12
Georgia . . . . . J 4	Florida . . . . . J 6	Alabama . . . . . F15
LSU ♦ . . . . J 9	Alabama ♦ . . . . J11	LSU . . . . . F17
Mississippi ♦ . . . . J13		Auburn . . . . . F22
		Kentucky ♦ . . . . M 1
		Tennessee ♦ . . . . M 3
		Miss. State . . . . . M 8
		† Charlotte, N.C.
		‡ Greensboro, N.C.

Colors: Black and Gold. Nickname: Commodores  
AD: Jess Neely SID: Bill Stewart

### NIAGARA UNIV. . . . . Niagara Falls, N.Y.

Frank P. Layden		Dayton . . . . . F 1
1st yr. as head coach		DePaul . . . . . F 3
Gannon † . . . . . N30	Buffalo St. ♦ . . . . D 4	Providence ♦ . . . . F 8
Syracuse ♦ . . . . D 7	Cornell ♦ . . . . D11	St. John's . . . . . F13
LaSalle ♦ . . . . D14	Bowling Green † . . . . D19	Iona § . . . . . F15
St. Peter's † . . . . D21	Quaker City Tr.*D27-30	LIU . . . . . F17
Villanova ♦ . . . . J 6	Canisius † . . . . J11	St. Bonaventure . . . . F22
St. Bonaventure † J19	Buffalo † . . . . . J22	Syracuse . . . . . F26
		Fairfield ♦ . . . . M 1
		Canisius † . . . . M 8
		† Mem. Aud., Buffalo
		‡ Cleveland Arena
		§ Mad. Sq. Gdn., N.Y.

Colors: Purple & White. Nickname: Purple Eagles  
AD: John J. Gallagher SID: Edward T. Flynn

### HOUSTON, U. OF . . . . . Houston, Tex.

Guy V. Lewis		Centenary ♦ . . . . J11
12 yrs. W-213, L-118		Lamar Tech . . . . . J13
Southern Miss. ♦ N30	Pepperdine ♦ . . . . D 2	UCLA . . . . . J18
Arizona ♦ . . . . D 5	Southern Cal . . . . D 7	Centenary . . . . . J25
Cable Car Cl.* D13-14	Kansas St. ♦ . . . . D16	Texas A&M ♦ . . . . J28
Illinois ♦ . . . . D21	Bowling Green ♦ . . . D23	Notre Dame † . . . . F 1
Bluebonnet Cl.* D27-28	Sugar Bowl Tr.*D30-31	Nev. Southern ♦ . . . F 6
West Texas St. ♦ J 4		UTex. Arlington ♦ F 8
		St. Mary's (Tex.) ♦ F13
		Lamar Tech . . . . . F20
		Seattle ♦ . . . . F22
		Virginia Tech . . . . M 1
		† Astrodome

Colors: Scarlet and White. Nickname: Cougars  
AD: Harry Fouke SID: Ted Nance

### FINDLAY COLLEGE . . . . . Findlay, O.

James Houdeshell		Malone . . . . . J18
13 yrs. W-187, L-114		Tri-State ♦ . . . . J21
Rio Grande . . . . . D 7	Defiance . . . . . D11	Wilmington . . . . . J25
Cedarville ♦ . . . . D14	Ashland tr. * D18-19	Capital ♦ . . . . J29
Wm. Penn ♦ . . . . D21	Bowling Green . . . . D28	Bluffton ♦ . . . . F 6
Findlay tr. * . . . . J2-4	Ohio Northern . . . . F12	Wilmington ♦ . . . F 8
St. Francis (Ind.) J10	Judson . . . . . J11	Malone ♦ . . . . F15
Defiance ♦ . . . . J14		Bluffton . . . . . F17
		Central St. . . . . F19
		Cedarville . . . . . F22
		Urbana . . . . . F25

Colors: Orange and Black. Nickname: Ollers  
AD: Donald S. Renninger SID: Warren Esterline

### DARTMOUTH COLLEGE . . . . . Hanover, N.H.

David R. Gavitt		Holy Cross . . . . . J21
2 yrs. W-10, L-33		Williams ♦ . . . . J25
Vermont ♦ . . . . D 3	Amherst . . . . . D 5	Pennsylvania ♦ . . . J31
New Hampshire ♦ D 7	Queen City Cl.* D27-28	Princeton ♦ . . . . F 1
Bowling Green . . . . D30	Valparaiso ♦ . . . . D31	Brown ♦ . . . . F 7
Connecticut . . . . . J 4	Princeton . . . . . J10	Yale ♦ . . . . F 8
Pennsylvania . . . . . J11	Harvard . . . . . J15	Cornell . . . . . F14
Army ♦ . . . . J18		Columbia . . . . . F15
		Cornell ♦ . . . . F21
		Columbia ♦ . . . . F22
		Yale . . . . . F28
		Brown . . . . . M 1
		Harvard ♦ . . . . M 4

Color: Dartmouth Green. Nickname: Indians  
AD: Seaver Peters SID: Jack DeGange



# OPPONENTS SCHEDULES

<b>OHIO UNIVERSITY</b> .....Athens, O.	
James E. Snyder	Miami (O.) .....J15
19 yrs. W-253, L-192	Toledo .....J18
Ohio State .....N30	Kent State ♦ .....J25
Indiana ♦ .....D 3	Western Mich. ♦ .....J29
Ohio Wesleyan ♦ .....D 7	Marshall .....F 1
Purdue .....D14	Toledo ♦ .....F 5
Illinois .....D17	Western Mich. ....F 8
Northwestern .....D19	Miami (O.) ♦ .....F15
Milwaukee Cl. * D27-28	Loyola (Ill.) ♦ .....F17
MacMurray ♦ .....D31	Marshall ♦ .....F22
Kent State .....J 4	Northern Ill. ♦ .....F24
W. Va. Wesleyan ♦ J 7	Bowling Green ....M 1
Bowling Green ♦ .....J11	
Colors: Green and White. Nickname: Bobcats	
AD: William D. Rohr SID: Frank Morgan	

<b>KENT STATE U.</b> .....Kent, O.	
Frank Truitt	Bowling Green ♦ .....J15
3 yrs. W-20, L-53	Western Mich. ♦ .....J18
Oshkosh St. ♦ .....D 2	Ohio U. ....J25
Arizona St. ....D 5	Toledo .....J29
Utah U. ....D 7	Miami (O.) ♦ .....F 1
Penn State ♦ .....D14	Indiana St. ♦ .....F 3
Duquesne .....D17	Marshall .....F 8
Pittsburgh ♦ .....D21	Bowling Green ....F12
Northern Ill. ....D30	Toledo ♦ .....F15
Ohio U. ♦ .....J 4	St. Bonaventure ...F17
Miami (O.) .....J 8	Western Mich. ....F22
Tulane .....J11	Marshall ♦ .....F26
Florida St. ....J13	Akron ♦ .....M 1
Colors: Blue and Gold. Nickname: Golden Flashes	
AD: Dr. Carl E. Erickson SID: Paul P. Schlemmer	

<b>MIAMI UNIVERSITY</b> .....Oxford, O.	
Tates Locke	Bowling Green ....J18
4 yrs. W-65, L-37	Western Mich. ....J22
Kentucky ♦ .....D 2	Dayton .....J25
Bellarmine ♦ .....D 4	Xavier ♦ .....J29
Purdue .....D 7	Kent State .....F 1
Dayton .....D11	Marshall ♦ .....F 5
Cincinnati ♦ .....D14	Bowling Green ♦ .....F 8
Ball State .....D21	Xavier .....F12
Motor City Tr.*D27-28	Ohio U. ....F15
Marshall .....J 4	Western Mich. ♦ .....F19
Kent State ♦ .....J 8	Miami (Fla.) ....F22
Toledo ♦ .....J11	Toledo .....M 1
Ohio U. ♦ .....J15	
Colors: Red and White. Nickname: Redskins	
AD: Richard G. Shrider SID: Dave Young	

<b>TOLEDO, U. OF</b> .....Toledo, O.	
Robert J. Nichols	Western Mich. ....J25
3 yrs. W-52, L-21	Kent State .....J29
Akron ♦ .....N30	Villanova ♦ .....J31
Michigan † .....D 6	Virginia Tech .....F 1
Mich. State ‡ .....D 7	Ohio U. ....F 5
Western Ky. § .....D12	Detroit ♦ .....F12
St. Bonaventure ...D14	Kent State .....F15
Loyola (Cal.) ♦ .....D21	Marshall .....F19
Marshall ♦ .....D28	Bowling Green ♦ .....F22
San Fran. St. ♦ .....D30	Butler ♦ .....F25
Morris Harvey ♦ .....J 2	Miami (O.) ♦ .....M 1
Western Mich. ♦ .....J 4	† East Lansing, Mich.
Miami (O.) .....J11	‡ Ann Arbor, Mich.
Ohio U. ♦ .....J18	§ Mad. Sq. Gdn., N.Y.
Bowling Green ....J22	
Colors: Blue and Gold. Nickname: Rockets	
AD: Frank X. Lauterbur SID: Max E. Gerber	

<b>MARSHALL UNIV.</b> .....Huntington, W. Va.	
Ellis T. Johnson	East Carolina ....J18
20 yrs. W-228, L-218	Loyola (Ill.) ♦ .....J21
Morris Harvey ♦ .....N30	Bowling Green ♦ .....J25
Morehead St. ....D 7	Eastern Ky. ♦ .....J30
Eastern Ky. ....D11	Ohio U. ♦ .....F 1
St. Peter's ♦ .....D14	Miami (O.) .....F 5
Morehead St. ....D17	Kent State ♦ .....F 8
Marshall Inv. * D20-21	Western Mich. ♦ .....F11
Toledo .....D28	Bowling Green ....F15
Miami (O.) ♦ .....J 4	Toledo .....F19
Morris Harvey .....J 6	Ohio U. ....F22
Western Mich. ....J11	Kent State .....F26
Northern Ill. ....J13	
Colors: Green & Wh. Nickname: Thundering Herd	
AD: Edgar O. Barrett SID: Gene Morehouse	

## OPPONENTS SCHEDULES

### WESTERN MICH. U. . . . . Kalamazoo, Mich.

Clarence Means		Kent State . . . . . J18
3 yrs. W-25, L-45		Miami (O.) ♦ . . . . J22
Detroit ♦ . . . . D 3		Toledo ♦ . . . . J25
Mich. State . . . . . D 6		Ohio U. . . . . J29
Michigan . . . . . D 7		Bowling Green . . . . F 1
Ball State ♦ . . . . D10		Loyola (Ill.) ♦ . . . F 4
Indiana St. ♦ . . . . D14		Ohio U. ♦ . . . . F 8
Marquette . . . . . D21		Marshall . . . . . F11
Pan-Am. tr. * D27-28		Northern Ill. ♦ . . . F15
Loyola (Ill.) . . . . . J 2		Miami (O.) . . . . . F19
Toledo . . . . . J 4		Kent State ♦ . . . . F22
Marshall ♦ . . . . J11		Bowling Green ♦ . . . F26
Central Mich. . . . . J14		

Colors: Brown and Gold.      Nickname: Broncos  
 AD: Dr. Joseph T. Hoy      SID: Hal Bateman

### VIRGINIA TECH . . . . . Blacksburg, Va.

Howie Shannon		Toledo . . . . . F 1
4 yrs. W-66, L-33		Bowling Green . . . . F 3
Duke † . . . . . N30		UTex. Arlington ♦ F 5
West Virginia † . . . D 7		Wake Forest . . . . . F 8
Florida St. ♦ . . . . D14		Virginia ♦ . . . . F11
Big 5 Tr. * . . . . D19-21		Richmond . . . . . F19
E. Carolina Cl. * D26-28		Davidson § . . . . . F22
Wm. & Mary # . . . . J 4		Tulane ♦ . . . . F24
Richmond ♦ . . . . J 8		West Virginia . . . . F26
North Carolina . . . . J11		Houston ♦ . . . . M 1
Wm. & Mary ♦ . . . . J13		† Greensboro, N.C.
Appalachian St. ♦ . . J20		‡ Charleston, W.Va.
Villanova ♦ . . . . J18		§ Charlotte, N.C.
Eastern Ky. . . . . J22		#Ft. Eustis, Va.
Clemson ♦ . . . . J25		

Colors: Maroon and Orange.      Nickname: Gobblers  
 AD: Frank Moseley      SID: Wendell Welsend

### LOYOLA UNIVERSITY . . . . . Chicago, Ill.

George M. Ireland		Marquette . . . . . J 7
17 yrs. W-256, L-161		Wichita St. . . . . J18
Neb. Wesleyan ♦ N30		Marshall . . . . . J21
St. John's (Minn) ♦ D 4		Marquette † . . . . . J24
Kansas . . . . . D 7		UCLA † . . . . . J25
Portland ♦ . . . . D10		Michigan † . . . . . F 1
Minnesota † . . . . . D14		Western Mich. . . . . F 4
Indiana . . . . . D16		Dayton † . . . . . F 8
Sun Bowl Tr. * D20-21		Ohio U. . . . . F17
Wichita St. † . . . . D31		Colo. St. U. ♦ . . . . F22
Western Mich. ♦ . . . J 2		Bowling Green ♦ . . . F24
Wash. (Mo.) ♦ . . . . J 4		† Chicago Stadium

Colors: Maroon and Old Gold.      Nickname: Ramblers  
 AD: George M. Ireland      SID: Jerry Lyne

## BOWLING GREEN'S CURRENT PROFESSIONAL PLAYERS

Al Bianchi	-----	Seattle Super Sonics Coach
Nate Thurmond	-----	San Francisco Warriors
Butch Komives	-----	New York Knicks
Al Hairston	-----	Seattle Super Sonics
Walt Piatkowski	-----	Denver Rockets

# THE COACHES

## HEAD COACH

### BOB CONIBEAR



Robert Conibear, Bowling Green State University's assistant basketball coach for the past four years, was named as BGSU's 10th head coach after the 1967-68 season.

Conibear replaces Bill Fitch who led the Falcons to the 1967-68 Mid-American Conference title and an 18-7 overall record then resigned to accept the head coaching position at the University of Minnesota.

"After carefully screening over sixty applications, our Committee unanimously recommended Bob Conibear as Bowling Green's

Head Basketball coach. By employing from within, we believe that the program of the past year can best be perpetuated.

"I know that Bob will have the full cooperation and support of the basketball players and the Athletic Department," Bowling Green's Athletic Director Doyt Perry stated in announcing Conibear's appointment.

As Bowling Green's assistant coach for the past four years, Conibear has been concerned with BGSU's recruiting program as well as scouting the university's opponents.

During his first two years at Bowling Green, Conibear served as freshman basketball coach, directing the young Falcons to a fine 22-9 record. His first team, that included All-American Walt Piatkowski, posted a 13-3 mark.

Before coming to Bowling Green, Conibear served as the head basketball coach at Detroit's Northeastern High School. He led the Northeastern Falcons to an outstanding 117-29 record while winning four league and two city championships. His teams also claimed one district title.

Conibear, who received both his bachelor's and master's degrees from Wayne State University, earned four varsity letters in basketball during his collegiate career.

After graduation, he played for an AAU basketball team, composed of outstanding players from Wayne State, the University of Detroit and the University of Michigan. This team twice won the state championship and progressed to the finals for the regional title.

Conibear, after graduating from Detroit's Southeastern High School in 1946, was drafted into the Armed Services and spent one and one-half years in the United States Army Mountain and Ski Infantry. While working in Detroit's elementary schools, Conibear received his Master's degree in Health and Physical Education from Wayne State in 1959.

At Northeastern High School, Conibear was also track, cross country and swimming coach. During the summer months, he served as assistant camp director at Al-gon-quian, Michigan's finest and largest boys' camp.

Conibear, age 40, is married and has a daughter, Connie, and a son, Michael.



## THE ASSISTANT COACHES



### GARY HULST

Gary Hulst, who has served as the Athletic Director and basketball coach at Fort Dodge Junior College for the past four years, was named as Bowling Green State University's varsity assistant coach before the 1968-69 season opened.

In four years at Fort Dodge, Hulst led his teams to a 74-28 record. This past season, his squad finished fifth in the national junior college tournament.

Before accepting the Fort Dodge position, Hulst coached for three years at Calumet High School in Calumet, Iowa, and for two seasons at Washington, Iowa, High School. His teams posted a combined record of 82-29.

Hulst graduated from Hosbers, Iowa, High School in 1953 then attended Iowa State University for one year before serving in the Navy for two years at Great Lakes where he continued to play baseball and basketball.

After his Navy duty, Hulst returned to school and earned his Bachelor's degree from Morningside College in 1959 before receiving his Master's degree at Colorado State in 1962.

At Morningside, Hulst lettered for two years as a forward and guard while earning the school's Most Valuable Player award as a senior. He also lettered for two years as a baseball pitcher.

At Fort Dodge, he served as head football, baseball and basketball coach for one year. He then became director of the school's Health and Physical Education program, Athletic Director and basketball coach for the next three years.

Hulst, age 32, is married and has two children.



### JOHN PIPER

John Piper, a member of Bowling Green State University's Health and Physical Education staff for the past year, has been named as BGSU's freshman basketball coach.

Piper replaces Jim Lessig who has asked to be relieved of his coaching position in order to devote full time to his duties as assistant to the Athletic Director.

Piper, who graduated from Mt. Union College in 1958, then earned his masters degree from Bowling Green in 1961, brings to his new position a good high school coaching background.

From 1963-66, Piper was the head basketball coach at Lakewood High School where his teams compiled a 35-26 record. His 1963-64 team captured the Lake Erie League title before his 1964-65 squad won the Berea sectional tournament.

During the 1966-67 year, Piper was at Ohio State University working on his doctorate degree in health and physical education. This past year, Piper has been a member of Bowling Green's staff while serving as freshman golf coach.

Piper also coached at Port Clinton and Sandusky High Schools for one year apiece before guiding Lakewood's junior varsity basketball program for two years.

Along with basketball he has also coached football, golf and cross country in high school. Piper's 1966 golf team captured the Lake Erie League title. Among his recent honors, Piper was selected as an "Outstanding Young Man in America in 1968". He is married.



## 1968-69 FRESHMAN SCHEDULE

Dec. 2	FINDLAY JV
Dec. 4	SHUR FINE FOODS
Jan. 15	at Kent State
Jan. 18	ALUMNI
Jan. 22	TOLEDO
Jan. 25	at Eastern Michigan
Feb. 1	WESTERN MICHIGAN
Feb. 3	DETROIT
Feb. 8	at St. Clair Community
Feb. 12	KENT STATE
Feb. 15	FIRELANDS
Feb. 22	at Toledo
Feb. 24	CUYAHOGA COMMUNITY
Feb. 26	at Western Michigan
Mar. 1	OHIO UNIVERSITY

## FRESHMAN ROSTER

<i>Name</i>	<i>Pos.</i>	<i>Ht.</i>	<i>Hometown</i>
Mike Gardner .....	G	5-9	Pemberville
Lewayne Henson .....	F-C	6-4	Gary, Ind.
Dave Hock .....	F	6-3	Leipsic
Bill Miles .....	F-C	6-5	Canal Winchester
Mike Nadler .....	G	6-3	Lakewood, N.J.
Dean Peeler .....	C	6-5	Fostoria
Duane Recker .....	G	6-0	Miller City
Jeff Roser .....	G-F	6-2	Cincinnati
Aaron Smith .....	G	6-1	Gary, Ind.
Doug Smith .....	G-F	6-1	Bay Village
Bruce Travis .....	F-C	6-5	Mechanicsburg
John Webster .....	F	6-4	Perrysburg

# PERSONNEL DATA

## Returning Lettermen (5)

John Heft

Mark Hennessey

Mark Hoffman

Sid Rodeheffer

Dick Rudgers

Eric Hymes

Bob Quayle

Dan Todd

Rich Walker

## Sophomores (7)

Jim Connally

John Frazer

Bob Hill

## Junior College Transfers (4)

Art Finley

Dan McLemore

Jim Penix

Garland Stallworth

## 1967-68 SCORING AVERAGES

Jim Penix 27.0

Art Finley 21.9

Garland Stallworth 21.2

Dan McLemore 18.4

Bob Hill 18.4

Jim Connally 14.3

Rich Walker 13.1

Dan Todd 10.8

Dick Rudgers 10.5

Bob Quayle 9.0

Eric Hymes 2.3

John Heft 2.1

Mark Hoffman 1.8

Sid Rodeheffer 1.3

Mark Hennessey 0.7

John Frazer didn't play in  
1967-68

## PLAYERS BY HEIGHTS

Jim Connally 6-7

John Heft 6-6

Bob Hill 6-5

Eric Hymes 6-5

Dan McLemore 6-5

Garland Stallworth 6-5

Mark Hoffman 6-4

Jim Penix 6-4

Rich Walker 6-3

John Frazer 6-2

Mark Hennessey 6-2

Bob Quayle 6-2

Sid Rodeheffer 6-2

Dick Rudgers 6-2

Art Finley 5-10

Dan Todd 5-10

## SQUAD BREAKDOWN

Three Seniors

Six Juniors

Seven Sophomores

13 Ohio Residents

3 Michigan Residents

# BOWLING GREEN STATE UNI

No.	Name	Pos.	Ht.
15	Jim Connally	C	6-7
43	Art Finley	G	5-10
22	John Frazer	G	6-2
44	John Heft	C	6-6
45	Mark Hennessey	G-F	6-2
34	Bob Hill	G-F	6-5
54	Mark Hoffman	F	6-4
53	Eric Hymes	F	6-5
32	Dan McLemore	F	6-5
51	Jim Penix	F	6-4
25	Bob Quayle	G	6-2
21	Sid Rodeheffer	G	6-2
52	Dick Rudgers	G	6-2
31	Garland Stallworth	F	6-5
30	Dan Todd	G	5-10
33	Richard Walker	F-G	6-3

## NUMERICAL ROSTER

No.	Name	Pos.	Ht.
15	Jim Connally	C	6-7
21	Sid Rodeheffer	G	6-2
22	John Frazer	G	6-2
25	Bob Quayle	G	6-2
30	Dan Todd	G	5-10
31	Garland Stallworth	F	6-5
32	Dan McLemore	F	6-5
33	Richard Walker	F-G	6-3
34	Bob Hill	F-G	6-5
43	Art Finley	G	5-10
44	John Heft	C	6-6
45	Mark Hennessey	F-G	6-2
51	Jim Penix	F	6-4
52	Dick Rudgers	G	6-2
53	Eric Hymes	F	6-5
54	Mark Hoffman	F	6-4

# UNIVERSITY'S 1968-69 ROSTER

<i>Wt.</i>	<i>Class</i>	<i>Age</i>	<i>Hometown (High School)</i>
215	So.	19	Detroit (Pershing)
170	Jr.	21	Cleveland (John Adams)
165	So.	20	Columbus (East)
200	Sr.	22	Columbus (Whetstone)
170	Jr.	20	Troy
200	So.	19	Worthington
190	Sr.	21	Bellevue
180	So.	19	Detroit (Cass Tech)
195	Jr.	21	Toledo (Libbey)
185	Jr.	20	Rossford
175	So.	19	Bay Village
190	Jr.	21	Bowling Green
180	Sr.	21	Akron (Central)
185	Jr.	21	Cleveland (John Adams)
175	So.	19	Canton (Lincoln)
180	So.	19	Inkster, Mich.

## DEPTH CHART FORWARDS

<i>Name</i>	<i>Class</i>	<i>Ht.</i>	<i>Wt.</i>
1. Dan McLemore .....	Jr.	6-5	195
2. Garland Stallworth .....	Jr.	6-5	185
3. Bob Hill .....	So.	6-5	200
4. Jim Penix .....	Jr.	6-4	185
5. Mark Hoffman .....	Sr.	6-4	190
6. Eric Hymes .....	So.	6-5	180

## CENTERS

1. John Heft .....	Sr.	6-6	200
2. Jim Connally .....	So.	6-7	215

## GUARDS

1. Dick Rudgers .....	Sr.	6-2	180
2. Rich Walker .....	So.	6-3	180
3. John Frazer .....	So.	6-2	165
4. Sid Rodeheffer .....	Jr.	6-2	190
5. Art Finley .....	Jr.	5-10	170
6. Mark Hennessey .....	Jr.	6-2	170
7. Bob Quayle .....	So.	6-2	175
8. Dan Todd .....	So.	5-10	175



## 53 YEARS OF BG BASKETBALL

<i>Years</i>	<i>G</i>	<i>W</i>	<i>L</i>	<i>Coach</i>	<i>Career Totals</i>
1915-16	11	3	8	F. G. Beyerman	
1916-17	8	2	6	F. G. Beyerman	
1917-18	10	6	4	F. G. Beyerman	
1918-19	7	2	5	F. G. Beyerman	
1919-20	13	4	9	F. G. Beyerman	
1920-21	14	7	7	F. G. Beyerman	24-39
1921-22	14	4	10	E. C. Kreiger	4-10
1922-23	13	9	4	A. Snyder	9- 4
1923-24	18	3	15	R. McCandless	3-15
1924-25	14	9	5	W. Steller	9- 5
1925-26	13	10	3	P. E. Landis	
1926-27	19	12	7	P. E. Landis	
1927-28	16	9	7	P. E. Landis	
1928-29	17	6	11	P. E. Landis	
1929-30	16	5	11	P. E. Landis	
1930-31	15	10	5	P. E. Landis	
1931-32	18	6	12	P. E. Landis	
1932-33	14	9	5	P. E. Landis	
1933-34	15	10	5	P. E. Landis	
1934-35	15	6	9	P. E. Landis	
1935-36	15	7	8	P. E. Landis	
1936-37	15	4	11	P. E. Landis	
1937-38	20	16	4	P. E. Landis	
1938-39	19	12	7	P. E. Landis	
1939-40	21	16	5	P. E. Landis	
1940-41	21	10	11	P. E. Landis	
1941-42	20	8	12	P. E. Landis	156-133
1942-43	23	18	5	H. Anderson	
1943-44	26	22	4	H. Anderson	
1944-45	28	24	4	H. Anderson	
1945-46	32	27	5	H. Anderson	
1946-47	35	28	7	H. Anderson	
1947-48	33	27	6	H. Anderson	
1948-49	31	24	7	H. Anderson	
1949-50	30	19	11	H. Anderson	
1950-51	27	15	12	H. Anderson and G. Muellich	5- 8
1951-52	27	17	10	H. Anderson	
1952-53	27	12	15	H. Anderson	
1953-54	24	17	7	H. Anderson	
1954-55	22	6	16	H. Anderson	
1955-56	23	4	19	H. Anderson	
1956-57	23	14	9	H. Anderson	
1957-58	23	15	8	H. Anderson	
1958-59	26	18	8	H. Anderson	
1959-60	24	10	14	H. Anderson	
1960-61	24	10	14	H. Anderson	
1961-62	25	21	4	H. Anderson	
1962-63	27	19	8	H. Anderson	362-185
1963-64	23	14	9	W. Scholler	
1964-65	24	9	15	W. Scholler	
1965-66	24	9	15	W. Scholler	
1966-67	24	11	13	W. Scholler	43-52
1967-68	25	18	7	B. Fitch	18-7
1091	633	458	.580		

## BG TEAM RECORDS

<i>MAC</i>	<b>GAME</b>	<i>All Games</i>
	<b>Most Points</b>	
114 vs. Marshall at BG, 2-25-63		114 vs. Marshall at BG, 2-25-63
114 vs. Marshall at BG, 2-22-65		114 vs. Marshall at BG, 2-22-65
	<b>Most Points (Both Teams)</b>	
207 vs. Marshall at BG (114-93) 2-22-65		207 vs. Marshall at BG (114-93) 2-22-65
	<b>Most FGA</b>	
104 vs. Marshall at BG, 2-6-54		104 vs. Marshall at BG, 2-6-54
	<b>Most FGM</b>	
50 vs. Marshall at BG, 2-22-65		50 vs. Marshall at BG 2-22-65
	<b>Most FTA</b>	
51 vs. Miami at BG, 2-19-54		60 vs. West Ky. at BG, 2-23-53
	<b>Most FTM</b>	
34 vs. Miami at BG, 2-19-54		40 vs. West Ky. at BG, 2-23-53
34 vs. Kent at BG, 12-17-56		
	<b>Most PF</b>	
38 vs. Toledo at BG, 2-20-52		38 vs. Toledo at BG, 2-20-52
	<b>SEASON</b>	
<i>MAC</i>		<i>All Games</i>
11 1961-62	Most Wins	28 1946-47
1086 1953-54	Most Points	2327 1947-48
83.5 1953-54	Highest Point Avg. Per Game	84.0 1963-64
1044 1954-55	Most FG Att.	2639 1947-48
394 1953-54	Most FG Made	918 1947-48
.464 1963-64	Highest FG Pct.	.466 1967-68
438 1953-54	Most FTA	966 1952-53
298 1953-54	Most FT	598 1952-53
.768 1963-64	Highest FT Pct.	.753 1963-64
288 1965-66	Most Per. Fouls	687 1946-47
21 1953-54	Most Disqualif.	45 1951-52

## BG'S INDIVIDUAL RECORDS

**GAME**

*MAC* *ALL GAMES*

### Most Points

52 James Darrow vs. Toledo at BG, 1-13-60 (OT)	52 James Darrow vs. Toledo at BG, 1-13-60 (OT)
52 James Darrow vs. Marshall at BG, 2-27-60.	52 James Darrow vs. Marshall at BG, 2-27-60.

### Most FG Attempted

36 James Gerber vs. Marshall at MU, 1-23-54.	41 Howard Komives vs. Niagara at BG, 2-15-64.
---	--

### Most FG Made

22 James Darrow vs. Marshall at BG, 2-27-60.	22 James Darrow vs. Marshall at BG, 2-27-60.
	22 James Darrow vs. Hillsdale at BG, 12-1-59.

### Highest FG Pct.

.800 (8 of 10) Tom Baker vs. Toledo at BG, 1-8-64.	.818 (9 of 11) Tom Baker vs. Canisius at BG, 2-26-64
---	---

### Most FT Attempted

22 Howard Komives vs. Marshall at MU, 3-7-64.	22 Howard Komives vs. Marshall at MU, 3-7-64.
--	--

### Most FT Made

21 Howard Komives vs. Marshall at MU, 3-7-64.	21 Howard Komives vs. Marshall at MU, 3-7-64.
--	--

### Most Rebounds

28 Nate Thurmond vs. Miami at BG, 2-4-61	31 Nate Thurmond vs. Miss. St. at BG, 3-16-63.
	31 Al Dixon vs. Northern Illinois at BG 1-20-66.

## SEASON

*MAC* *ALL GAMES*

### Most Points

427 Howard Komives 1963-64	844 Howard Komives 1963-64
----------------------------	----------------------------

### Most FG Attempted

344 Howard Komives 1963-64	672 Howard Komives 1963-64
----------------------------	----------------------------

### Most FG Made

149 Jim Darrow 1959-60	292 Howard Komives 1963-64
------------------------	----------------------------

### Highest FG Pct.

.597 Tom Baker 1963-64	.549 Tom Baker 1963-64
------------------------	------------------------

### Most FT Attempted

167 Howard Komives 1963-64	303 Howard Komives 1963-64
----------------------------	----------------------------

### Most FT Made

143 Howard Komives 1963-64	260 Howard Komives 1963-64
----------------------------	----------------------------

### Highest FT Pct.

.856 Howard Komives 1963-64	.859 Howard Komives 1961-62
-----------------------------	-----------------------------

### Most Personals

54 Clarence Yackey 1953-54	113 Charles Share 1948-49
----------------------------	---------------------------

### Most Disqualifications

6 Al Bianchi 1953-54 Clarence Yackey	12 Al Bianchi 1952-53
---	-----------------------

## MOST POINTS IN ONE SEASON

<i>Player</i>	<i>Year</i>	<i>G</i>	<i>FG</i>	<i>FT</i>	<i>Total</i>
Howard Komives .....	1963-64	23	292	260	844
James Darrow .....	1959-60	24	289	127	705
Walt Piatkowski .....	1967-68	25	263	75	601
Al Bianchi .....	1953-54	24	226	148	600
Charles Share .....	1949-50	30	204	188	596
Al Bianchi .....	1952-53	27	212	172	596
James Gerber .....	1951-52	27	221	113	555
Bob Dwors .....	1964-65	24	204	145	553
Nate Thurmond .....	1962-63	27	206	124	536
Walt Piatkowski .....	1966-67	24	227	80	534
James Darrow .....	1958-59	25	215	97	527
Howard Komives .....	1961-62	25	196	134	526
Charles Share .....	1948-49	31	193	135	521
James Darrow .....	1957-58	23	211	86	508
Wyndol Gray .....	1942-43	22	200	103	503

## CAREER SCORING

<i>Player</i>	<i>Fr.</i>	<i>So.</i>	<i>Jr.</i>	<i>Sr.</i>	<i>Total</i>
Howard Komives, '64 .....		526	464	844	1834
James Darrow, '60 .....		508	527	705	1740
Charles Share, '50 .....	246	367	521	596	1730
Walt Piatkowski, '68 .....		441	534	601	1576
James Gerber, '54 .....		467	555	473	1495
Al Bianchi, '54 .....		291	596	600	1487
Nate Thurmond, '63 .....		427	393	536	1356
Don Otten, '46 .....	108	282	452	470	1312
Stanley Weber, '50 .....	255	254	243	284	1036
Wyndol Gray, '47 .....	503	408			911
Mac Otten, '49 .....	21	275	288	307	891
James McDonald, '59 .....		324	299	255	878
Bob Dwors, '65 .....		29	225	553	807
John Payak, '49 .....	161	220	200	217	798
Leo Kubiak, '48 .....	110	246	189	238	783

## CAREER RECORDS

### (4 YEARS)

Most Points	1730	Charles Share	1946-50
Highest Point Avg.	14.3	Charles Share	1946-50
Most FG Attempted	1471	Charles Share	1946-50
Most FG Made	635	Charles Share	1946-50
Highest FG Pct.	.432	Charles Share	1946-50
Most FT Attempted	711	Charles Share	1946-50
Most FT made	460	Charles Share	1946-50
Most PF	349	Charles Share	1946-50
Most Games	126	Eugene Dudley	1946-50

### (3 YEARS)

Most Points	1834	Howard Komives	1961-64
Highest Point Avg.	25.8	Howard Komives	1961-64
Most FG Attempted	1506	Howard Komives	1961-64
Most FG Made	715	James Darrow	1957-60
Highest FG Pct.	.523	Tom Baker	1961-64
Most FT Attempted	609	Howard Komives	1961-64
Most FT Made	516	Howard Komives	1961-64
Most PF	295	Al Bianchi	1951-54
Most Games	93	Emerson Speicher	1946-49



**ALL-TIME**  
**BOWLING GREEN STATE UNIVERSITY**  
**BASKETBALL RESULTS**

**1915-16**

Coach: F. G. Beyerman

<i>BG</i>	<i>OPP.</i>
15 at Eastern Michigan	33
26 DEFIANCE	10
13 at Bluffton	74
41 WOODVILLE NORMAL	18
10 at Woodville	17
14 Toledo	16
31 at Findlay	55
20 FINDLAY	14
14 BLUFFTON	21
22 E. MICHIGAN	36
14 at Defiance	53

Won 3, Lost 8

**1916-17**

<i>BG</i>	<i>OPP.</i>
18 Toledo	33
22 at Kent State	23
16 DEFIANCE	59
31 at Findlay	55
20 FINDLAY	14
15 at Defiance	27
13 at Toledo	21
53 KENT STATE	16

Won 2, Lost 6

**1917-18**

<i>BG</i>	<i>OPP.</i>
43 BG Merchants	19
27 at Eastern Michigan	31
21 at Adrian	42
12 at Bluffton	26
30 at Findlay	21
54 TOLEDO	10
26 DEFIANCE	18
29 BLUFFTON	20
30 ADRIAN	31
51 FINDLAY	28

Won 6, Lost 4

**1918-19**

<i>BG</i>	<i>OPP.</i>
16 Ypsilanti	61
78 FINDLAY	18
25 BLUFFTON	33
11 at Bluffton	28
17 at St. John's	44
25 ST. JOHN'S	26
30 DEFIANCE	24

Won 2, Lost 5

**1919-20**

<i>BG</i>	<i>OPP.</i>
18 at Ypsilanti	38
15 at St. John's	38
30 DEFIANCE	31
25 at Findlay	15
19 ST JOHN'S	43
38 at Kent State	8
20 at Defiance	24
25 BLUFFTON	20
21 KENT STATE	17
19 FINDLAY	25
11 Ypsilanti	33
12 at Bluffton	47
11 TOLEDO	36

Won 4, Lost 9

**1920-21**

<i>BG</i>	<i>OPP.</i>
20 DEFIANCE	25
22 KENT STATE	27
11 at Findlay	26
25 TOLEDO	13
30 CEDARVILLE	11
19 at Bluffton	34
21 at Toledo	15
22 at Defiance	27
24 WILMINGTON	22
25 at Kent State	27
17 FINDLAY	14
38 PERRYSBURG CITY	17
21 at Wilmington	19
21 at Cedarville	31
23 ALUMNI	21

Won 7, Lost 7

**1921-22**

Coach: E. C. Krieger

<i>BG</i>	<i>OPP.</i>
21 BALDWIN- WALLACE	36
20 DEFIANCE	23
27 KENT STATE	10
29 at Findlay	21
22 at Ashland	28
28 at Kent State	19
21 at Baldwin-Wallace	28
15 TOLEDO	19
15 BLUFFTON	18
30 ASHLAND	31

15	at Toledo	41
20	at Defiance	37
17	at Bluffton	22
39	FINDLAY	15

Won 4, Lost 10

### 1922-23

Coach: Allen W. Snyder

BG		OPP.
32	at Toledo	17
24	at St. John's	20
28	FINDLAY	13
27	TOLEDO	23
25	at Defiance	30
31	at Ashland	47
19	BLUFFTON	18
41	ST. JOHN'S	13
29	BALDWIN-WALLACE	46
19	at Findlay	17
35	DEFIANCE	23
21	at Bluffton	23
21	ASHLAND	23

Won 9, Lost 4

### 1923-24

Coach: R. B. McCandless

BG		OPP.
15	at Dayton	29
19	at Toledo	30
21	at St. John's	23
15	at Detroit City	31
46	FINDLAY	13
25	BLISS	28
24	DAYTON	30
22	at Bluffton	26
28	at Wilmington	53
20	DEFIANCE	25
27	DETROIT CITY	32
29	at Bliss	40
25	at Baldwin-Wallace	30
24	BLUFFTON	26
39	ST. JOHN'S	14
15	at Defiance	22
24	TOLEDO	28
29	at Findlay	22

Won 3, Lost 15

### 1924-25

Coach: Warren E. Steller

BG		OPP.
25	HUNTINGTON	20
42	at Findlay	12
24	at Detroit City	18
30	BLUFFTON	20
20	at Defiance	42
15	TOLEDO	26

28	DETROIT CITY	22
28	at St. John's	37
35	BLISS	32
21	at Bluffton	18
15	DAYTON	30
41	at Toledo	48
27	DEFIANCE	26
41	FINDLAY	34

Won 9, Lost 5

### 1925-26

Coach: Paul E. Landis

BG		OPP.
35	OHIO NORTHERN	12
42	ADRIAN	16
52	FINDLAY	13
38	at Bluffton	18
25	DEFIANCE	24
40	URBANA	42
33	at Defiance	30
36	BLUFFTON	26
29	at Oberlin	16
28	at Bliss	55
26	at Urbana	38
35	at Findlay	16
47	KENT STATE	23

Won 10, Lost 3

### 1926-27

BG		OPP.
30	HEIDELBERG	27
25	OHIO NORTHERN	38
31	ST. JOHN'S	26
30	at Bluffton	19
37	TOLEDO	33
30	at Wilmington	34
26	at Dayton	27
36	ANTIOCH	22
41	at Findlay	25
29	at Defiance	32
45	at Toledo	47
51	FINDLAY	36
29	BLUFFTON	22
27	at Capital	50
44	ANTIOCH	34
34	WILMINGTON	31
42	ASHLAND	26
37	DAYTON	38
30	DEFIANCE	23

Won 12, Lost 7

### 1927-28

BG		OPP.
29	WITTENBERG	49
27	at Ohio Northern	36

37	at Bliss	38
41	at Capital	24
60	at Findlay	39
31	OHIO NORTHERN	40
33	BLUFFTON	31
28	at Dayton	48
30	ELON, N. C.	40
27	FINDLAY	41
29	at Toledo	38
32	at Bluffton	27
43	DEFIANCE	28
34	TOLEDO	23
35	at Defiance	34
31	DAYTON	30

Won 9, Lost 7

### 1928-29

<i>BG</i>		<i>OPP.</i>
23	BALDWIN-WALLACE	20
34	at Ohio Northern	35
23	WITTENBERG	41
30	CAPITAL	39
46	at Western Reserve	44
20	KENT STATE	28
32	at Findlay	50
29	MOUNT UNION	41
21	DEFIANCE	34
35	at Bluffton	27
42	OHIO NORTHERN	17
17	HEIDELBERG	42
30	FINDLAY	33
17	at Toledo	16
25	BLUFFTON	26
22	at Defiance	45
44	TOLEDO	19

Won 6, Lost 11

### 1929-30

<i>BG</i>		<i>OPP.</i>
33	KENYON	38
13	BALDWIN-WALLACE	32
31	CASE	30
28	at Western Reserve	42
31	at Bluffton	32
27	OHIO NORTHERN	29
36	FINDLAY	28
23	BLUFFTON	22
27	at Mount Union	48
30	at Kent State	32
38	at Ohio Northern	35
28	at Defiance	40
27	TOLEDO	30
54	at Findlay	40

24	DEFIANCE	38
24	at Toledo	28

Won 5, Lost 11

### 1930-31

<i>BG</i>		<i>OPP.</i>
32	at Western Reserve	38
29	OTTERBEIN	27
19	BALDWIN-WALLACE	30
17	at Detroit City	15
26	BLUFFTON	24
38	at Findlay	42
23	OHIO NORTHERN	14
35	at Toledo	33
35	DETROIT CITY	24
38	DEFIANCE	28
24	at Bluffton	31
29	FINDLAY	20
27	at Ohio Northern	30
31	TOLEDO	20
15	at Defiance	14

Won 10, Lost 5

### 1931-32

<i>BG</i>		<i>OPP.</i>
38	KENYON	17
33	at Ohio Northern	31
20	at Hiram	28
30	at Western Reserve	44
28	at Otterbein	29
29	BLUFFTON	39
28	at Findlay	34
22	MARIETTA	30
32	at Defiance	33
26	TOLEDO	28
30	FINDLAY	45
44	DEFIANCE	16
24	at Baldwin-Wallace	30
31	at Fenn	33
40	at Bluffton	19
33	OHIO NORTHERN	32
25	HIRAM	34
32	at Toledo	25

Won 6, Lost 12

### 1932-33

<i>BG</i>		<i>OPP.</i>
42	BLUFFTON	28
33	DETROIT CITY	31
31	OTTERBEIN	47
28	OHIO NORTHERN	42
43	at Toledo	35
37	MARIETTA	42
27	ALUMNI	21
32	BALDWIN-WALLACE	19



21	at Findlay	23
39	HEIDELBERG	42
30	at Bluffton	29
32	at Ohio Northern	31
51	DAYTON	28
46	TOLEDO	21
Won 9, Lost 5		

### 1933-34

BG		OPP.
30	at Baldwin-Wallace	43
35	at Kent State	31
46	BLUFFTON	13
27	at Dayton	38
29	TOLEDO	16
35	at Ohio Northern	31
24	FINDLAY	35
39	ALUMNI	28
35	at Otterbein	27
34	MARIETTA	29
32	at Bluffton	24
23	HEIDELBERG	26
33	OHIO NORTHERN	20
16	at Toledo	35
35	at Detroit City	29
Won 10, Lost 5		

### 1934-35

BG		OPP.
41	KENT STATE	36
39	at Ashland	35
41	OTTERBEIN	35
22	at Toledo	31
32	MARIETTA	39
30	at Ohio Northern	22
39	CAPITAL	43
47	ALUMNI	32
46	HEIDELBERG	27
26	BALDWIN- WALLACE	44
36	at Ohio Chiropody	43
25	at Hiram	39
49	OHIO NORTHERN	56
35	at Heidelberg	46
22	TOLEDO	30
Won 6, Lost 9		

### 1935-36

BG		OPP.
33	FINDLAY	26
37	ASHLAND	26
18	at Otterbein	39
38	TOLEDO	23
25	at Marietta	35
28	at Capital	40

40	OHIO NORTHERN	39
24	at Mount Union	48
24	at Kent State	27
25	WITTENBERG	28
30	at Ohio Northern	38
38	at Heidelberg	32
45	HEIDELBERG	36
24	at Toledo	40
38	HIRAM	23
Won 7, Lost 8		

### 1936-37

BG		OPP.
32	BLUFFTON	19
25	at Ohio Northern	27
21	CAPITAL	31
31	OTTERBEIN	47
50	OHIO NORTHERN	49
26	at Kent State	35
25	at Hiram	26
30	at Defiance	36
29	HEIDELBERG	27
31	at Denison	47
38	at Findlay	47
47	DENISON	39
16	at Heidelberg	38
14	at Wittenberg	50
31	KENT STATE	35
Won 4, Lost 11		

### 1937-38

BG		OPP.
50	Griffin Jr. College	27
50	DEFIANCE	36
50	OHIO NORTHERN	42
34	at Detroit Tech	28
42	MOUNT UNION	40
36	at Heidelberg	39
43	HIRAM	33
49	KENT STATE	32
45	at Ashland	44
34	at Otterbein	38
49	BLUFFTON	30
55	at Capital	48
49	at Ohio Northern	43
40	WITTENBERG	43
34	at Cleary Jr. College	32
32	at Michigan Normal	24
56	HEIDELBERG	34
29	at Akron	52
55	FINDLAY	39
47	CLEARY JR. COLLEGE	22
Won 16, Lost 4		



**1938-39**

<i>BG</i>		<i>OPP.</i>
46	Giffin Jr. College	20
39	BLUFFTON	34
48	MICHIGAN NORMAL	41
33	at Kent State	35
36	at Grand Rapids	46
42	at Toledo DeSales	43
31	HEIDELBERG	30
43	MARIETTA	39
21	Mount Union	34
27	at Hiram	35
50	DETROIT TECH	31
49	at Defiance	17
39	WOOSTER	48
47	at Findlay	38
30	at Wittenberg	50
33	at Youngstown	27
54	CAPITAL	40
39	OTTERBEIN	35
57	at Heidelberg	40
	Won 12, Lost 7	

**1939-40**

<i>BG</i>		<i>OPP.</i>
48	at Bluffton	29
44	DEFIANCE	34
31	YOUNGSTOWN	37
47	at Ashland	37
39	at Detroit Tech	43
57	at Grand Rapids	34
44	at Lawrence Tech	31
39	at Michigan Normal	28
57	at Heidelberg	53
29	HIRAM	19
61	TOLEDO DESALES	38
42	at Capital	43
33	at Wooster	46
34	MOUNT UNION	29
40	at Marietta	36
44	at Otterbein	38
53	HEIDELBERG	28
53	OBERLIN	36
40	WITTENBERG	42
28	KENT STATE	26
50	FINDLAY	22
	Won 16, Lost 5	

**1940-41**

<i>BG</i>		<i>OPP.</i>
41	BLUFFTON	30
39	LAWRENCE TECH	45
45	at Findlay	42
24	ASHLAND	30

27	Akron at Kent	30
30	Kent at Akron	33
41	BALDWIN- WALLACE	33
47	CAPITAL	36
51	at Muskingum	55
38	MARIETTA	32
44	at Mount Union	53
36	at John Carroll	37
35	FINDLAY	34
47	at Hiram	36
53	at Heidelberg	45
29	WOOSTER	52
39	MICHIGAN NORMAL	40
38	at Toledo DeSales	44
28	at Wittenberg	57
50	OTTERBEIN	45
45	HEIDELBERG	30
	Won 10, Lost 11	

**1941-42**

<i>BG</i>		<i>OPP.</i>
53	BLUFFTON	28
37	DETROIT TECH	32
38	KENT STATE	34
37	at Michigan Normal	43
38	MOUNT UNION	48
35	at Baldwin-Wallace	45
33	MUSKINGUM	44
42	at Ashland	41
31	HIRAM	22
39	at Wooster	55
57	HEIDELBERG	50
45	at Oberlin	48
54	at Findlay	42
64	at Marietta	70
64	at Capital	72
45	WITTENBERG	46
43	at Otterbein	44
28	JOHN CARROLL	38
32	at Heidelberg	27
32	FINDLAY	40
	Won 8, Lost 12	

**1942-43**

Coach: Harold Anderson

<i>BG</i>		<i>OPP.</i>
57	BLUFFTON	33
73	CAMP PERRY	22
64	TOLEDO NAVAL	14
70	HILLSDALE	38
63	ASHLAND	35
64	MICHIGAN NORMAL	47

64	WAYNE	41
62	at Heidelberg	41
78	FINDLAY	33
70	at Ohio Northern	47
40	at Findlay	23
65	ROMULUS AIR BASE	18
49	OHIO NORTHERN	28
59	at Toledo Naval	34
53	at Youngstown	56
51	at Kent State	39
42	at Ohio University	51
59	at Muskingum (OT)	65
38	at Akron	47
52	BALDWIN- WALLACE	42
58	HEIDELBERG	52
36	CAMP PERRY	24
24	at Dayton	41
	Won 18, Lost 5	

#### 1943-44

BG		OPP.
64	TOLEDO NAVAL	42
50	CAMP PERRY	23
66	FORT HAYES	40
49	Toledo Sun Oil	26
64	Cleveland Naval	27
59	Ohio Northern	25
52	GROSSE ILE NAVAL	32
41	at Great Lakes	63
69	OHIO UNIVERSITY	47
73	at Oberlin	42
53	CAMP ELLIS	38
53	DENISON	39
39	at Patterson Field	29
48	at Grosse Ile Naval	40
54	PATTERSON FIELD	30
84	at Case	54
66	OHIO WESLEYAN	26
56	BLUFFTON	35
68	OHIO NORTHERN	46
63	at Toledo Naval	28
37	GREAT LAKES	44
55	at Denison	71
44	at Baldwin-Wallace	26
59	at Miami	49
76	at Ohio Wesleyan	39
40	St. John's	44
	Won 22, Lost 4	

#### 1944-45

BG		OPP.
75	LOCKBOURNE AIR BASE	43
103	CAMP PERRY	36

52	West Kentucky	51
63	CRILE GENERAL HOSPITAL	36
57	at Ohio University	45
65	at Romulus Air Base	50
60	ROMULUS AIR BASE	35
67	ASSUMPTION COLLEGE	36
66	at Oberlin	58
69	at Denison	45
68	CASE	37
57	at Great Lakes	80
72	Long Island	51
78	OHIO WESLEYAN	46
70	BALDWIN- WALLACE	48
51	DENISON	40
90	CAMP PERRY	43
69	Fort Knox	53
68	OBERLIN	53
78	WESTMINSTER	57
67	at Ohio Wesleyan	53
64	GREAT LAKES	59
54	at Baldwin-Wallace	57
74	at Case	42
60	Renesselaer Poly Tech	45
57	St. John's	44
54	DePaul	71
61	N. Y. University	63
	Won 24, Lost 4	

#### 1945-46

BG		OPP.
57	ROMULUS AIR BASE	38
83	BLUFFTON	21
84	OHIO NORTHERN	33
42	TOLEDO NAVAL	28
66	HILLSDALE	29
64	E. Kentucky	44
60	CRILE GENERAL HOSPITAL	31
75	DEFIANCE	34
54	DePaul	59
54	VALPARAISO	51
78	U. OF OREGON	36
51	Long Island	49
63	Western Ontario	30
50	GREAT LAKES	52
65	PUERTO RICO	33
56	W. MICHIGAN	37
63	Holy Cross	69
63	at Gannon	42

68	DAYTON	37
49	OHIO U.	41
72	Valparaiso	49
58	XAVIER	43
63	FINDLAY	33
55	Camp Atterbury	61
93	JOHN CARROLL	27
50	Hamline	35
48	Oklahoma A & M	37
80	at Hillsdale	38
59	at Great Lakes	49
66	FINDLAY	34
59	at Western Michigan	58
79	Rhode Island State	82
	Won 27, Lost 5	

**BG 1946-47 OPP.**

46	TIFFIN	42
63	KENT STATE	47
71	DEFIANCE	37
88	OHIO NORTHERN	39
65	at Central Michigan	58
60	PEPPERDINE	58
57	BLUFFTON	45
57	KALAMAZOO	47
39	Western Kentucky	37
75	Wilmington	41
55	at Boston	54
45	at City College (of N. Y.)	52
70	at Syracuse	72
63	ALBION	29
40	at Loyola	49
43	at Western Kentucky	62
66	LOYOLA	59
42	at Western Michigan	53
43	at Xavier	45
60	Baldwin-Wallace	44
66	Gannon	44
69	Univ. of Havana	37
65	at Ohio University	47
67	at Dayton	50
45	Loyola	54
59	DePaul	47
60	YOUNGSTOWN	52
69	W. MICHIGAN	52
72	at Findlay	41
69	CENTRAL MICH.	38
62	XAVIER	48
73	at Valparaiso	53
77	John Carroll	49
66	VALPARAISO	38
80	FINDLAY	26
	Won 28, Lost 7	

**BG 1947-48 OPP.**

84	TIFFIN	17
75	DEFIANCE	23

80	ASSUMPTION	28
73	BLUFFTON	43
95	BLISS	42
102	DETROIT TECH	31
72	at City College of N. Y.	68
44	Duquesne	50
67	OHIO U.	49
47	TEXAS CHRISTIAN	34
95	S. CAROLINA	73
75	W. KENTUCKY	64
50	at Loyola	53
80	BROWN	44
81	ALBION	46
54	XAVIER	36
68	LOYOLA	61
66	at Findlay	30
66	at Marquette	69
75	at Youngstown	26
49	at Xavier	51
52	at W. Kentucky	66
71	DAYTON	68
74	at Boston	48
96	at American International	46
63	at Syracuse	53
62	Kent State	46
88	Baldwin-Wallace	51
74	MARQUETTE	55
64	John Carroll	31
42	at Toledo	38
90	FINDLAY	33
53	St. Louis	69
	Won 27, Lost 6	

**BG 1948-49 OPP.**

73	BLUFFTON	26
87	HILLSDALE	46
97	Long Island at N.Y.	64
51	at Western Kentucky	60
68	Holy Cross	72
62	Loyola	65
72	Valparaiso	44
83	S. CAROLINA	54
77	BELOIT	62
38	at Loyola	60
65	at Xavier	53
70	at Kent State	63
60	Baldwin-Wallace	73
61	Kentucky	63
79	MARQUETTE	56
62	DUQUESNE	48
59	XAVIER	55
57	VILLANOVA	46
57	LASALLE	45
83	John Carroll	58
72	W. KENTUCKY	58



59	at Marquette	56
77	at Ohio University	63
56	at Dayton	38
65	at Toledo	60
85	Loyola	72
86	TOLEDO	62
77	St. John's	64
80	St. Louis	74
39	San Francisco	49
82	Bradley	77
Won 24, Lost 7		

**1949-50**

BG		OPP.
111	TIFFIN	32
99	HILLSDALE	40
72	BLUFFTON	39
73	GUSTAVUS ADOLPHUS	41
57	W. Kentucky	78
71	Evansville	73
55	E. Kentucky	64
69	Tampa	48
74	WILLIAM AND MARY	58
75	LOYOLA OF L.A.	37
59	PEPPERDINE	41
70	Holy Cross	71
63	at Loyola	59
75	BRIGHAM YOUNG	50
63	Long Island	66
62	LaSalle	72
57	at Toledo	54
74	OHIO U.	54
81	DAYTON	56
48	San Jose	49
84	St. Mary's	60
67	at Loyola of L.A.	64
87	W. Kentucky	103
65	LOYOLA	67
78	Baldwin-Wallace	66
55	Toledo	58
75	LAWRENCE TECH	65
64	OKLA. CITY	44
79	at Beloit	85
73	at DePaul	55
Won 19, Lost 11		

**1950-51**

BG		OPP.
70	GUSTAVUS ADOLPHUS	47
45	at Dayton	57
75	TAMPA	70
74	ARK. STATE	51
73	MIAMI	50
79	TEXAS TECH	60
74	Ohio University	69

64	Miami	57
68	Holy Cross	67
79	COLBY	53
63	at Loyola	69
63	Long Island	69
57	LaSalle	85
66	at Toledo	59
78	LOYOLA	63
72	MARQUETTE	66
68	W. Kentucky	69
84	KENT STATE	65
77	W. Kentucky	78
59	Baldwin-Wallace	76
53	at Lawrence Tech	60
65	Holy Cross	82
72	JOHN CARROLL	49
66	at Ohio University	70
62	Toledo	63
80	at DePaul	78
56	at Marquette	60
Won 15, Lost 12		

**1951-52**

BG		OPP.
76	GUSTAVUS ADOLPHUS	63
77	HILLSDALE	42
57	at W. Kentucky	89
52	at Duquesne	70
70	NIAGARA	58
94	LOYOLA OF SOUTH	69
83	HAMLIN	68
77	at Loyola	83
76	Dartmouth	68
68	DUQUESNE	79
54	at Toledo	53
63	LOYOLA	59
90	OHIO U.	74
56	at Miami	70
76	W. ONTARIO	60
72	at N. C. State	67
67	at Stetson	71
78	at Miami (Fla.)	67
63	at Loyola of South	49
68	MARQUETTE	67
68	DAYTON	70
89	at Kent State	79
57	TOLEDO	61
68	at Marquette	67
95	at Baldwin-Wallace	71
82	Loyola	69
75	W. KENTUCKY	82
Won 17, Lost 10		

**1952-53**

BG		OPP.
73	at Hamline	75
92	HILLSDALE	48



83	GUSTAVUS ADOLPHUS	78
55	at Niagara	65
56	DUQUESNE	57
62	LAWRENCE TECH	73
58	Oklahoma City	65
56	Penn State	67
75	Tulsa	79
78	at Bradley	81
88	at Detroit	84
76	at Western Ontario	61
80	at Toledo	73
87	JOHN CARROLL	71
71	MIAMI	90
58	at Ohio University	71
60	at Western Kentucky	71
70	at Loyola	66
81	KENT STATE	63
50	TOLEDO	65
88	LOYOLA OF SOUTH	75
63	at Duquesne	92
88	BALDWIN-WALLACE	67
67	at Marquette	90
86	W. KENTUCKY	82
56	at Dayton	81
89	LOYOLA	77

Won 12, Lost 15

### 1953-54

BG		OPP.
78	DETROIT	53
92	at Kent State	67
79	at Miami	82
91	W. RESERVE	60
78	at W. Michigan	85
79	at Loyola	65
60	at Lawrence Tech	67
98	W. ONTARIO	55
78	at Toledo	66
84	at John Carroll	79
78	at Ohio University	72
87	at Marshall	91
86	MARQUETTE	79
82	W. Kentucky	94
82	MARSHALL	70
75	TOLEDO	71
78	OHIO U.	74
59	at Western Reserve	50
96	MIAMI	72
52	at Duquesne	79
107	DAYTON	73
95	W. MICHIGAN	62
88	Wichita	84
81	Western Kentucky	95

Won 17, Lost 7

Won 10, Lost 3 in MAC

### 1954-55

BG		OPP.
68	HILLSDALE	71
80	W. ONTARIO	57
60	at Detroit	91
75	MIAMI	78
39	at Dayton	109
80	W. RESERVE	69
63	LOYOLA	82
86	at Western Reserve	83
55	at Miami	89
69	at Toledo	75
76	at W. Michigan	88
77	OHIO U.	69
69	W. KENTUCKY	89
64	KENT STATE	73
54	DUQUESNE	64
61	TOLEDO	58
56	at Marquette	101
89	MARSHALL	91
70	at Ohio University	81
69	at Marshall	91
80	W. MICHIGAN	68
70	at Kent State	74

Won 6, Lost 16

Won 5, Lost 9 in MAC

### 1955-56

BG		OPP.
84	FINDLAY	80
93	W. MICHIGAN	89
72	MIAMI	93
60	DETROIT	76
66	at Western Ontario	71
81	HILLSDALE	53
65	E. Kentucky	94
79	Morehead	111
92	Arizona	75
68	at Loyola	77
63	W. MICHIGAN	82
65	at Miami	74
69	at Toledo	71
70	KENT STATE	72
54	at Duquesne	76
81	OHIO U.	83
57	at W. Kentucky	70
60	at Toledo	73
85	MARSHALL	87
72	CANISIUS	85
74	at Ohio University	78
91	at Marshall	95
91	at Kent State	93

Won 4, Lost 19

Won 1, Lost 11 in MAC

### 1956-57

BG		OPP.
90	W. ONTARIO	53
89	HILLSDALE	54

59	DUQUESNE	51
55	at Miami	76
67	at Detroit	66
87	at DePaul	81
88	KENT STATE	66
91	at Western Michigan	72
56	at Brigham Young	73
69	at Brigham Young	78
59	MIAMI	83
56	at Toledo	46
80	OHIO U.	69
80	MARSHALL	75
94	W. MICHIGAN	82
67	at Marquette	70
83	LOYOLA	75
80	at Ohio University	91
66	at Marshall	87
72	at Toledo	68
75	at Kent State	80
70	at Canisius	83
72	FINDLAY	49

Won 14, Lost 9

Won 7, Lost 5 in MAC

### 1957-58

BG		OPP.
98	FINDLAY	58
86	HILLSDALE	52
64	MIAMI	70
82	DEPAUL	69
78	CANISIUS	65
65	OHIO U.	60
81	at Duquesne	77
86	at W. Ontario	60
104	W. MICHIGAN	74
67	TOLEDO	65
74	at Miami	76
73	DETROIT	72
65	at W. Kentucky	83
51	at Kent State	60
74	MARSHALL	76
73	Wheaton	90
74	at Toledo	69
87	at Marshall	101
82	at Ohio University	84
91	MARQUETTE	76
53	KENT STATE	43
65	at Loyola	63
75	at W. Michigan	58

Won 15, Lost 8

Won 6, Lost 6 in MAC

### 1958-59

BG		OPP.
102	HILLSDALE	64
58	at Miami	59
75	DUQUESNE	61
70	at DePaul	73

85	Wichita	81
65	Duquesne	69
92	Xavier	71
86	at Canisius	76
78	W. ONTARIO	44
86	at W. Michigan	65
76	W. KENTUCKY	61
72	at Toledo	64
68	MIAMI	70
68	KENT STATE	59
79	at Detroit	85
62	at Marquette	73
88	at Marshall	85
77	TOLEDO	68
67	at Ohio University	89
60	at Kent State	53
88	W. MICHIGAN	84
80	OHIO U.	67
86	LOYOLA	70
94	MARSHALL	81
76	Miami	63
71	Marquette	89

Won 18, Lost 8

Won 9, Lost 3 in MAC

### 1959-60

BG		OPP.
99	HILLSDALE	31
67	at Michigan State	96
80	CANISIUS	71
68	DEPAUL	74
72	at Bradley	99
61	Tulsa	58
78	Oklahoma City	80
82	Wichita	84
65	at Duquesne	71
60	at W. Michigan	63
72	OHIO U.	86
86	TOLEDO	82
73	MIAMI	62
76	at Kent State	74
61	at W. Kentucky	85
75	at Marshall	85
93	at Miami	89
56	at Toledo	76
85	KENT STATE	71
70	at Ohio U.	85
90	W. MICHIGAN	86
90	MARSHALL	86
70	at Loyola	67
68	DETROIT	71

Won 10, Lost 14

Won 6, Lost 6 in MAC

### 1960-61

BG		OPP.
79	HILLSDALE	45
52	at Canisius	70

67	MICH. STATE	70
56	W. ONTARIO	36
50	at Notre Dame	61
68	DUQUESNE	65
60	at DePaul	62
78	L. A. STATE	82
78	W. MICHIGAN	56
61	OHIO U.	62
66	at Toledo	68
62	at Miami	72
58	KENT STATE	56
74	W. KENTUCKY	62
58	at Marshall	64
66	LOYOLA	65
84	MIAMI	70
67	TOLEDO	63
66	at Kent State	73
72	at Ohio University	74
60	MARSHALL	67
80	at W. Michigan	86
95	FINDLAY	54
76	at Detroit	97

Won 10, Lost 14

Won 4, Lost 8 in MAC

### 1961-62

<i>BG</i>		<i>OPP.</i>
78	BRADLEY	63
85	HILLSDALE	41
74	CANISIUS	66
94	at Western Ontario	43
44	at Duquesne	68
77	at Michigan	67
70	Seattle	61
69	Wichita	68
47	Houston	45
73	at Western Michigan	72
64	at Ohio University	62
66	TOLEDO	60
85	MIAMI	73
68	at Kent State	56
68	MARSHALL	55
94	at Miami	61
59	at Toledo	70
73	at Marshall	70
82	KENT STATE	70
83	OHIO U.	58
83	DEPAUL	51
84	W. MICHIGAN	64
89	DETROIT	55
68	at Loyola	81
55	at Butler	56

Won 21, Lost 4

Won 11, Lost 1 in MAC

### 1962-63

<i>BG</i>		<i>OPP.</i>
102	HILLSDALE	53
97	W. ONTARIO	46

86	MIAMI	36
83	at W. Kentucky	58
57	St. Joseph's	58
80	Manhattan	73
67	LaSalle	74
70	W. MICHIGAN	60
56	OHIO U.	61
56	at Toledo	60
57	at Miami	62
88	KENT STATE	71
93	at Marshall	77
53	at DePaul	55
63	at St. John's	55
60	at Canisius	59
80	TOLEDO	48
66	at Ohio University	62
59	at Kent State	55
92	LOYOLA	75
67	NOTRE DAME	58
82	at W. Michigan	75
114	MARSHALL	86
95	DUQUESNE	59
77	Notre Dame	72
67	Illinois	70
60	Mississippi State	65

Won 19, Lost 8

Won 9, Lost 3 in MAC

### 1963-64

Coach: Warren Scholler

<i>BG</i>		<i>OPP.</i>
98	HILLSDALE	56
81	at Michigan State	104
65	at Notre Dame	79
61	at Miami	68
57	WITTENBERG	78
79	at Ohio University	88
80	TOLEDO	76
85	at W. Michigan	95
63	at Kent State	75
59	MIAMI	54
107	FINDLAY	78
87	at W. Ontario	37
71	at Toledo	90
76	OHIO U.	69
82	KENT STATE	68
104	NIAGARA	67
83	at Loyola	92
101	W. MICHIGAN	81
106	MARSHALL	87
94	CANISIUS	62
88	at Detroit	106
89	DEPAUL	80
106	at Marshall	72

Won 14, Lost 9

Won 7, Lost 5 in MAC



## 1964-65

BG		OPP.
77	W. KENTUCKY	90
62	at Illinois	100
56	at Wisconsin	87
54	MIAMI	91
65	at Providence	78
54	at St. Joseph's	60
69	OHIO U.	84
73	TOLEDO	69
88	W. MICHIGAN	77
71	KENT STATE	65
58	at Miami	74
64	at DePaul	94
79	at Syracuse	80
74	at Canisius	63
86	at Toledo	91
60	at Ohio University	77
67	at Kent State	77
99	N. ILLINOIS	86
72	NOTRE DAME	88
83	at W. Michigan	81
114	MARSHALL	93
73	DETROIT	75
88	LOYOLA	82
108	at Marshall	94

Won 9, Lost 15

Won 6, Lost 6 in MAC

## 1966-67

BG		OPP.
97	at Ball State	87
68	WITTENBERG	60
90	MICHIGAN	83
81	WISCONSIN	69
57	at Niagara	68
78	at N. Illinois	79
73	Princeton	87
75	Michigan State	67
77	LaSalle	78
94	TOLEDO	98
74	MARSHALL	79
76	KENT STATE	68
62	at Miami	70
72	at DePaul	73
70	at W. Michigan	62
104	FINDLAY	98
82	OHIO U.	79
68	MIAMI	75
85	at Marshall	89
83	at Toledo	103
70	W. MICHIGAN	62
59	at Kent State	61
77	at Ohio University	76
93	LOYOLA	110

Won 11, Lost 13

Won 5, Lost 7 in MAC

## 1965-66

BG		OPP.
91	BALL STATE	74
70	at Michigan	108
59	MICH. STATE	84
55	ST. JOSEPH'S	98
89	SYRACUSE	106
77	at Notre Dame	85
79	Oklahoma City	103
70	Wyoming	105
85	Texas A & M	72
66	at Toledo	85
87	at W. Michigan	81
86	at Kent State	83
63	MIAMI	65
74	N. ILLINOIS	72
90	at Marshall	83
74	at Miami	62
87	at Ohio University	95
62	DEPAUL	77
66	TOLEDO	71
63	W. MICHIGAN	66
66	KENT STATE	79
90	OHIO U.	78
70	at Loyola	109
105	MARSHALL	95

Won 9, Lost 15

Won 6, Lost 6 in MAC

## 1967-68

BG		OPP.
73	at Iowa	79
76	at St. Joseph's	73
87	BALL STATE	70
94	Niagara	86
68	N. ILLINOIS	48
64	Manhattan	75
76	Virginia	72
87	at Syracuse	81
69	at Toledo	73
61	MARSHALL	57
74	MIAMI	69
77	KENT STATE	60
83	W. MICHIGAN	67
56	at Miami	54
62	at Marshall	75
78	at Ohio University	68
74	AKRON	52
85	TOLEDO	78
79	at W. Michigan	67
74	at Loyola	83
65	at Kent State	63
84	OHIO UNIVERSITY	63
71	at Virginia Tech	77
89	DEPAUL	61
71	Marquette	72

Won 18, Lost 7

Won 10, Lost 2 in MAC



# 1967-68 MID-AMERICAN STATISTICS

## FINAL STANDINGS

Team	W	L	Pct.	Pts.	Opp.
BOWLING GREEN (Mid-Am.)	10	2	.833	873	794
Overall	18	7	.720	1877	1723
Marshall (Mid-Am)	9	3	.750	1001	903
Overall	17	7	.708	2089	1914
Toledo (Mid-Am)	8	4	.667	982	913
Overall	16	8	.667	2055	1779
Western Michigan (Mid-Am)	5	7	.417	923	973
Overall	11	13	.458	1856	1915
Miami (Mid-Am)	4	8	.333	862	898
Overall	11	12	.478	1615	1621
Kent State (Mid-Am)	3	9	.250	806	882
Overall	9	15	.375	1682	1755
Ohio University (Mid-Am)	3	9	.250	851	935
Overall	7	16	.304	1612	1882

## TEAM STATISTICS

	Off. Avg.	Def. Avg.	F G Pct.	Rbnd. Pct.*
Mar.	83.4	BG 66.2	Mia. .503	Tol. .532
Tol.	81.0	Kent 73.5	Tol. .468	Mar. .515
WMU	76.9	Mia. 74.8	Kent .465	WMU .507
BG	72.8	Mar. 75.2	BG .458	Ohio .507
Mia.	71.8	Tol. 76.1	WMU .441	BG .490
Ohio	70.9	Ohio 77.9	Mar. .436	Kent .488
Kent	67.1	WMU 81.1	Ohio .426	Mia. .462

\*Rebound percentage indicates percent of total rebounds controlled.

## 1967-68 ALL MID-AMERICAN CONFERENCE TEAM

### FIRST TEAM

Player	School	Ht.	Class	MAC Pt. Avg.
Fred Foster	Miami	6-4	Sr.	28.6
Walt Piatkowski	Bowling Green	6-8	Sr.	23.6
Steve Mix	Toledo	6-7	Jr.	21.2
Bob Redd	Marshall	6-3	Sr.	15.6
Gene Ford	W. Michigan	6-5	Jr.	18.7

### SECOND TEAM

Gerald McKee	Ohio U.	6-3	Jr.	22.3
Al Hairston	Bowling Green	6-1	Sr.	14.4
George Stone	Marshall	6-7	Sr.	21.8
Doug Grayson	Kent State	6-5	Sr.	15.1
Dan D'Antoni	Marshall	5-11	Jr.	16.0
Reggie Lacefield	W. Michigan	6-4	Sr.	21.4

Bowling Green's Honorable Mentions: Al Dixon.

## BG'S MAC SELECTIONS

Year	Player	Team	Year	Player	Team
1953-54	Al Bianchi	1st	1961-62	N. Thurmond	1st
1953-54	Jim Gerber	1st	1962-63	H. Komives	1st
1954-55	Bill Rogers	2nd	1962-63	N. Thurmond	1st
1955-56	Gene Ray	2nd	1962-63	H. Komives	1st
1956-57	Rex Leach	2nd	1963-64	H. Komives	1st
1957-58	Jim Darrow	1st	1963-64	Tom Baker	2nd
1957-58	C. McCampbell	2nd	1964-65	Bob Dwors	1st
1958-59	Jim Darrow	1st	1965-66	W. Piatkowski	1st
1958-59	C. McCampbell	2nd	1966-67	W. Piatkowski	2nd
1959-60	Jim Darrow	1st	1967-68	W. Piatkowski	1st
1960-61	N. Thurmond	1st	1967-68	Al Hairston	2nd

# 1967-68 INDIVIDUAL MAC STATISTICS

## LEADING SCORERS

	G	FG	FT	TP	Ave.
Fred Foster, Miami .....	12	132	79	343	28.6
<b>WALT PIATKOWSKI, BG</b> .....	12	125	33	283	23.6
Gerald McKee, Ohio .....	11	102	41	245	22.3
George Stone, Marshall .....	12	98	66	262	21.8
Reggie Lacefield, WMU .....	12	104	49	257	21.4
Steve Mix, Toledo .....	12	93	68	254	21.2
Gene Ford, WMU .....	12	86	53	225	18.7
Jim Davidson, Marshall .....	12	92	24	208	17.3
John Brisker, Toledo .....	12	79	42	200	16.7
Dan D'Antoni, Marshall .....	12	67	58	192	16.0
Phil Snow, Miami .....	9	59	24	142	15.8
Bob Redd, Marshall .....	12	77	33	187	15.6

## FIELD GOAL PERCENTAGE

	FGA	FGM	Pct.
Tom Lagodich, Kent State .....	125	67	.536
Fred Foster, Miami .....	250	132	.528
Jim Davidson, Marshall .....	176	92	.523
John Rudley, Toledo .....	120	61	.508
<b>AL DIXON, BG</b> .....	127	64	.504
Reggie Lacefield, WMU .....	210	104	.495
Bob Miller, Toledo .....	121	59	.488
<b>WALT PIATKOWSKI, BG</b> .....	261	125	.479
John Brisker, Toledo .....	165	79	.479
Doug Grayson, Kent State .....	163	76	.466
Gene Ford, WMU .....	185	86	.465
<b>DICK RUDGERS, BG</b> .....	106	49	.462

## FREE THROW PERCENTAGE

	FTA	FTM	Pct.
Phil Snow, Miami .....	25	24	.960
George Stone, Marshall .....	74	66	.892
Dan D'Antoni, Marshall .....	69	58	.841
John Brisker, Toledo .....	52	42	.808
Fred Foster, Miami .....	98	79	.806
<b>WALT PIATKOWSKI, BG</b> .....	41	33	.805
<b>DICK RUDGERS, BG</b> .....	37	29	.784
Bob Miller, Toledo .....	31	24	.774
John Rudley, Toledo .....	68	50	.735
Jim Davidson, Marshall .....	33	24	.727
Bob Redd, Marshall .....	46	33	.717
Bob Allen, Marshall .....	53	38	.717

## REBOUND LEADERS

	No.	Ave.
Bob Allen, Marshall .....	148	12.3
Gerald McKee, Ohio .....	129	11.7
Fred Foster, Miami .....	139	11.6
<b>AL DIXON, BG</b> .....	131	10.9
Reggie Lacefield, WMU .....	129	10.7
Steve Mix, Toledo .....	118	9.8
Gene Ford, WMU .....	113	9.4
Greg McDivitt, Ohio .....	107	8.9
Tom Lagodich, Kent State .....	96	8.0
George Stone, Marshall .....	93	7.8
Bob Miller, Toledo .....	92	7.7
<b>WALT PIATKOWSKI, BG</b> .....	91	7.6
Bob Redd, Marshall .....	90	7.5

## MID-AMERICAN CONFERENCE STANDINGS

1946-47	W	L	Pct.	Pts.	Opp.
Butler .....	6	2	.750	511	434
Cincinnati .....	6	2	.750	484	403
Ohio University .....	5	3	.625	453	416
Western Reserve .....	2	6	.250	417	461
Wayne .....	1	7	.125	311	462

1947-48	W	L	Pct.	Pts.	Opp.
Cincinnati .....	7	2	.778	613	506
Butler .....	4	2	.667	346	207
Ohio University .....	4	4	.500	420	444
Miami .....	3	5	.375	410	464
Western Michigan .....	1	2	.333	177	173
Western Reserve .....	2	6	.250	413	504

1948-49	W	L	Pct.	Pts.	Opp.
Cincinnati .....	9	1	.900	717	537
Butler .....	8	2	.800	654	499
Western Michigan .....	4	6	.400	617	655
Western Reserve .....	4	6	.400	590	731
Miami .....	3	7	.300	493	571
Ohio University .....	2	8	.200	537	617

1949-50	W	L	Pct.	Pts.	Opp.
Cincinnati .....	10	0	1.000	707	481
Western Michigan .....	6	4	.600	688	613
Butler .....	6	4	.600	613	539
Miami .....	3	7	.300	545	638
Ohio University .....	3	7	.300	572	668
Western Reserve .....	2	8	.200	540	726

1950-51	W	L	Pct.	Pts.	Opp.
Cincinnati .....	7	1	.875	628	474
Western Michigan .....	4	4	.500	558	532
Miami .....	4	4	.500	462	465
Ohio University .....	4	4	.500	461	481
Western Reserve .....	1	7	.125	491	630

1951-52	W	L	Pct.	Pts.	Opp.
Miami .....	9	3	.750	919	733
Western Michigan .....	9	3	.750	854	762
Toledo .....	8	4	.667	752	729
Ohio University .....	6	6	.500	831	819
Cincinnati .....	5	5	.500	718	629
Kent State .....	3	7	.300	658	716
Western Reserve .....	0	12	.000	655	997

1952-53	W	L	Pct.	Pts.	Opp.
Miami .....	10	2	.833	1052	821
Toledo .....	9	3	.750	863	820
Cincinnati .....	9	3	.750	948	881
Western Michigan .....	6	6	.500	845	862
Ohio University .....	4	8	.333	870	918
Kent State .....	3	9	.250	896	978
Western Reserve .....	1	11	.083	813	1007

<b>1953-54</b>	<b>W</b>	<b>L</b>	<b>Pct.</b>	<b>Pts.</b>	<b>Opp.</b>
Toledo .....	10	2	.833	919	820
Bowling Green .....	10	3	.769	986	922
Miami .....	7	5	.583	965	834
Marshall .....	6	7	.462	1013	1047
Western Michigan .....	4	5	.444	642	672
Kent State .....	3	9	.250	810	913
Ohio University .....	5	7	.417	898	881
Western Reserve .....	2	9	.182	735	879

<b>1954-55</b>					
Miami .....	11	3	.786	1132	1005
Marshall .....	10	4	.714	1153	1056
Western Michigan .....	9	5	.643	1119	1089
Ohio University .....	9	5	.643	1119	1086
Bowling Green .....	5	9	.357	1021	1087
Kent State .....	5	9	.357	1008	1118
Toledo .....	4	10	.286	936	974
Western Reserve .....	3	11	.215	1070	1143

<b>1955-56</b>					
Marshall .....	10	2	.833	1054	972
Miami .....	8	4	.667	990	899
Western Michigan .....	7	5	.583	958	930
Toledo .....	6	6	.500	878	938
Kent State .....	5	7	.417	1002	1031
Ohio University .....	5	7	.417	912	946
Bowling Green .....	1	11	.083	914	990

<b>1956-57</b>					
Miami .....	11	1	.909	1020	850
Marshall .....	8	4	.667	1036	952
Ohio University .....	7	5	.583	1004	940
Bowling Green .....	7	5	.583	896	895
Western Michigan .....	4	8	.333	960	1087
Toledo .....	3	9	.250	809	867
Kent State .....	2	10	.167	912	1046

<b>1957-58</b>					
Miami .....	12	0	1.000	927	797
Marshall .....	9	3	.750	1006	907
Ohio University .....	7	5	.583	915	879
Bowling Green .....	6	6	.500	870	836
Toledo .....	4	8	.333	769	820
Kent State .....	3	9	.250	641	720
Western Michigan .....	1	11	.083	876	1064

<b>1958-59</b>					
*Bowling Green .....	9	3	.750	906	844
Miami .....	9	3	.750	862	811
Ohio University .....	6	6	.500	889	851
Kent State .....	6	6	.500	818	770
Marshall .....	6	6	.500	941	928
Toledo .....	5	7	.417	811	829
Western Michigan .....	1	11	.083	834	1028

\*Won playoff.

<b>1959-60</b>					
Ohio University .....	10	2	.833	1004	889
Toledo .....	9	3	.750	797	702
Miami .....	6	6	.500	918	929
Bowling Green .....	6	6	.500	921	946
Western Michigan .....	5	7	.417	859	930
Marshall .....	4	8	.333	928	965
Kent State .....	2	10	.167	880	946



**1960-61**

Ohio University .....	10	2	.833	921	901
Toledo .....	8	4	.667	813	779
Miami .....	7	5	.583	917	913
Marshall .....	5	7	.417	832	843
Bowling Green .....	4	8	.333	812	811
Western Michigan .....	4	8	.333	855	914
Kent State .....	4	8	.333	883	934

**1961-62**

Bowling Green .....	11	1	.917	899	771
Ohio University .....	8	4	.667	906	876
Toledo .....	7	5	.583	823	820
Western Michigan .....	6	6	.500	914	921
Marshall .....	6	6	.500	851	843
Miami .....	3	9	.250	833	912
Kent State .....	1	11	.083	850	923

**1962-63**

Bowling Green .....	9	3	.750	907	753
Toledo .....	8	4	.667	757	704
Ohio University .....	8	4	.667	788	753
Miami .....	8	4	.667	775	783
Western Michigan .....	7	5	.583	858	895
Marshall .....	1	11	.083	821	933
Kent State .....	1	11	.083	707	792

**1963-64**

Ohio University .....	10	2	.833	951	845
Miami .....	9	3	.750	891	752
Bowling Green .....	7	5	.583	971	923
Western Michigan .....	6	6	.500	984	1017
Kent State .....	5	7	.417	801	892
Toledo .....	4	8	.333	937	915
Marshall .....	1	11	.083	893	1082

**1964-65**

*Ohio University .....	11	1	.917	1003	828
Miami .....	11	1	.917	991	758
Bowling Green .....	6	6	.500	931	973
Toledo .....	6	6	.500	906	953
Kent State .....	4	8	.333	848	936
Western Michigan .....	3	9	.250	964	1043
Marshall .....	1	11	.083	1019	1171

\*won playoff

**1965-66**

Miami .....	11	1	.917	884	737
Toledo .....	8	4	.667	930	880
Bowling Green .....	6	6	.500	943	943
Ohio University .....	6	6	.500	906	920
Marshall .....	4	8	.333	939	985
Western Michigan .....	4	8	.333	927	995
Kent State .....	3	9	.250	946	1015

**1966-67**

Toledo .....	11	1	.917	1049	935
Marshall .....	10	2	.844	944	893
Miami .....	7	5	.583	811	726
Bowling Green .....	5	7	.417	925	942
Western Michigan .....	4	8	.333	830	888
Ohio University .....	4	8	.333	869	908
Kent State .....	1	11	.083	753	889

**1967-68**

Bowling Green .....	10	2	.833	873	794
Marshall .....	9	3	.750	1001	903
Toledo .....	8	4	.667	982	913
Western Michigan .....	5	7	.417	923	973
Miami .....	4	8	.333	862	898
Kent State .....	3	9	.250	806	882
Ohio University .....	3	9	.250	851	935

## MID-AMERICAN CONFERENCE TEAM RECORDS

<i>Record</i>	<b>GAME</b>	<i>Date</i>
<i>School</i>	<i>Opponent</i>	
	<b>Most Points</b>	
118	West. Mich. Kent	12-11-54
	<b>Most Points (Both Teams)</b>	
218	Marshall (110) Kent (108)	1-28-56
	<b>Most FGA</b>	
115 (Made 41)	Miami Kent	2-21-53
	<b>Most FG</b>	
52 (of 78)	Toledo Kent	2-2-66
	<b>Most FTA</b>	
61 (Made 42)	Kent West. Mich.	12-11-54
	<b>Most FT</b>	
42 (Of 61)	Kent West. Mich.	12-11-54
42 (Of 51)	West. Mich. Bowling Green	1-18-55
	<b>Most PF</b>	
40	Miami Toledo	2-23-52
	<b>Most Rebounds</b>	
97	Miami Kent	2-21-53

### SEASON

	<b>Most Wins</b>	
12	Miami (12-0)	1957-58
	<b>Most Points</b>	
1054	Marshall (12 games)	1955-56
	<b>Highest Pt. Avg.</b>	
87.8	Marshall	1955-56
	<b>Most FGA</b>	
1106	West. Mich	1951-52
	<b>Most FG</b>	
418 (of 811)	Toledo	1966-67
	<b>Highest FG Pct.</b>	
.515 (418 of 811)	Toledo	1966-67
	<b>Most FTA</b>	
470	Kent (12 games)	1953-54
	<b>Most FT</b>	
295	Kent	1956-57
	<b>Highest FT Pct.</b>	
.795 (261/328)	Marshall	1957-58

### ALL-TIME MAC STANDINGS

<i>Team</i>	<i>W</i>	<i>L</i>	<i>Pct.</i>	<i>Tot. Games</i>
Miami .....	156	88	.639	244*
Toledo .....	118	88	.573	206
Bowling Green .....	103	81	.560	184*
Ohio University .....	138	113	.550	251*
Marshall .....	90	93	.492	183
Western Michigan .....	100	134	.427	234
Kent State .....	54	150	.265	204

\*Includes 1959 and 1965 Playoff Games

# MID-AMERICAN CONFERENCE INDIVIDUAL RECORDS

## GAME

### Most Points

52	Jim Darrow (BG)	TU	1-13-60
52	Jim Darrow (BG)	Mar.	2-27-60

### Most FGA

39	George Stone (Mar.)	Toledo	2-10-67
----	---------------------	--------	---------

### Most FG

22	Jim Darrow (BG)	Mar.	2-27-60
----	-----------------	------	---------

### Most FTA

25	John Ayling (TU)	Bowling Green	2-3-65
----	------------------	---------------	--------

### Most FT

22	Jim Ray (TU)	Ohio U.	2-27-56
----	--------------	---------	---------

### Rebounds

34	Wayne Embry (Mia.)	Kent	2-16-57
34	Charlie Slack (Mar.)	Miami	1-6-54

## SEASON

### Most Points

427	Howard Komives (BG)	Avg. 35.5	1963-64
-----	---------------------	-----------	---------

### Most FGA

344	Howard Komives (BG)		1963-64
-----	---------------------	--	---------

### Most FG

149	Jim Darrow (BG)		1959-60
-----	-----------------	--	---------

### Highest FG Pct.

.597	Tom Baker (BG)	74/124	1963-64
------	----------------	--------	---------

### Most FTA

167	Howard Komives (BG)		1963-64
-----	---------------------	--	---------

### Most FT

143	Howard Komives (BG)		1963-64
-----	---------------------	--	---------

### Highest FT Pct.

.927	Dick Walls (Mia.)		1951-52
------	-------------------	--	---------

### Rebounds

264	Charlie Slack (Mar.)		1955-56
-----	----------------------	--	---------

### Average Rebounds

22.0	Charlie Slack (Mar.)		1955-56
------	----------------------	--	---------

## MID-AMERICAN CONFERENCE IN N.C.A.A. TOURNAMENT PLAY

Season	Site	Team	Score	Opponent	Score
1952-53	Ft. Wayne, Ind.	Miami	72	DePaul	74
1953-54	Ft. Wayne, Ind.	Toledo	50	Penn State	62
1954-55	Lexington, Ky.	Miami	79	Marquette	90
1955-56	Ft. Wayne, Ind.	Marshall	92	Morehead	107
1956-57	Columbus, O.	Miami	77	Notre Dame	89
1957-58	Evanston, Ill.	Miami	82	Pittsburgh	77
	Lexington, Ky.	Miami	70	Kentucky	94
	Lexington, Ky.	Miami	91	Indiana	98
1958-59	Lexington, Ky.	BG	71	Marquette	89
1959-60	Lexington, Ky.	Ohio	74	Notre Dame	66
	Louisville, Ky.	Ohio	54	Georgia Tech	57
	Louisville, Ky.	Ohio	87	West. Kentucky	97
1960-61	Louisville, Ky.	Ohio	70	Louisville	76
1961-62	Lexington, Ky.	BG	55	Butler	56
1962-63	Evanston, Ill.	BG	77	Notre Dame	72
	East Lansing, Mich.	BG	68	Illinois	71
	East Lansing, Mich.	BG	60	Miss. State	65
1963-64	Evanston, Ill.	Ohio	71	Louisville	69
	Minneapolis, Minn.	Ohio	85	Kentucky	69
	Minneapolis, Minn.	Ohio	57	Michigan	69
1964-65	Bowling Green, Ky.	Ohio	65	Dayton	66
1965-66	Kent, O.	Miami	51	Dayton	58
1966-67	Lexington, Ky.	Toledo	76	Virginia Tech	82
1967-68	Kent, Ohio	BG	71	Marquette	72



## GENERAL INFORMATION

Name: Bowling Green State University  
Location: Bowling Green, Ohio  
Founded: 1910; first classes 1914  
Enrollment: 13,000  
School Colors: Burnt Orange and Seal Brown  
Nickname: Falcons  
Conference: Mid-American  
Home court: Anderson Arena of Memorial Hall (5,000 capacity)  
Size of Floor: 94' x 50' (Glass Backboards)

## ADMINISTRATION

President ..... Dr. William T. Jerome  
Athletic Director ..... Doyt Perry  
Business Manager of Athletics ..... Don Cunningham  
Sports Information Director ..... Jerry Mix  
Assistant To The Athletic Director ..... Jim Lessig  
Assistant Athletic Director ..... Dale Herbert

## BASKETBALL STAFF


Head Coach ..... Bob Conibear  
Assistant Coach ..... Gary Hulst  
Assistant Coach ..... John Piper  
Trainer ..... Bob Livengood  
Assistant Trainer ..... Steve Thomas  
Team Physician ..... Dr. Henry Vogtsberger  
Equipment Manager ..... Glenn Sharp

## OTHER ATHLETIC STAFF MEMBERS

Football Coach ..... Don Nehlen  
Soccer and Lacrosse ..... Mickey Cochrane  
Track and Cross Country Coach ..... Mel Brodt  
Swimming Coach ..... Tom Stubbs  
Wrestling Coach ..... Bruce Bellard  
Baseball Coach ..... Dick Young  
Golf Coach ..... Forrest Creason  
Tennis Coach ..... Bob Keefe  
Assistant Football Coach ..... Bob Dudley  
Assistant Football Coach ..... Jim Ruehl  
Assistant Football Coach ..... Elliot Uzelac  
Assistant Football Coach ..... Tom Kisselle  
Assistant Football Coach ..... Jack Harbaugh  
Assistant Football Coach ..... Tom Reicosky  
Assistant Football Coach ..... Carlos Jackson

## TELEPHONE NUMBERS

Athletic Office ..... 353-8411 Ext. 3900  
Basketball Staff Office ..... 353-8411 Ext. 3900  
Mr. Conibear's Residence ..... 354-1582  
Mr. Mix's Residence ..... 352-7402



1968-69  
Bowling Green

Basketball  
"Defending MAC Champs"

