

55  
371219

八  
十  
四

湖 北 省  
戰 時 物 價 統 計  
( 第 一 號 )

湖 北 省 政 府 秘 書 處

民 國 三 十 年 五 月



93  
件

M  
F729.6  
448

## 湖北省戰時物價統計

### 緒 言

戰前本省對於物價曾作有系統之定期調查者，僅武漢一處。最初由漢口商品檢驗局，於民國十九年一月，開始調查漢口躉售物價，按月報通實業部，用簡單幾何平均，編為指數發表。此為本省物價指數之創作。二十四年九月，該局復開始調查武漢躉售物價，漢口市政府亦曾於二十三年十月開始調查漢口躉售物價。此本有戰前躉售物價調查之梗概。

武漢淪陷後，各該機關對於上項物價調查，無涉繼續，遂以中斷。二十八年四月，國民政府生計處，有編製戰時物價統計計劃，擬與各地方政府合作調查，時本省因戰事關係，對省內重要市鎮，不能一一舉辦，乃暫指定後方之鄭縣、老河口、宜都、恩施、利川、保鳳等六處，先行調查，并補查戰前半年之價格，俾編製指數時，以戰前半年為基期，藉以觀察戰後之變動。二十九年二月，復加辦樊城、沙市兩處。此本府辦理戰時物價調查之大概情形。

本府以戰時物價波動劇烈，影響人民生活，及國家經濟至鉅，故政府有平定物價、統制物資以及釐定戰時稅率、增加戰時生產、調整員工待遇等必要之措施，但其決策，實有賴於物價統計，以為研究因果，確定方案之準繩。是戰時物價統計，較平時物價統計，尤為重要。茲特將調查資料彙齊之恩施、利川、宜都三處物價，先行編印，以應急需。以後目前繼續調查，隨時編印發表。

此次辦理戰時物價調查，其對物品選擇標準，係以戰時人民生活必需品，及主要出口物品為原則。關於指數之編製，係採



簡單幾何平均，以二十六年上半年為基期，將原調查週價格，一律按月編列，全部內容，就數字性質而言，則有實價、價比、指數三部分。編次：首指數，意在便利閱者，先得各該處全體物價變動，及各類物價變動之總概念，次價比，俾閱者進而明瞭各類個別物價之變動，再次實價，藉以查核個別之實際價格，及作時或地之比較（價比部份，因在二十九年前之物價變動，不甚劇烈，故僅列每年一六、十二等月份之價比，自二十九年元月起，仍按月編列。）

綜上所述，本編在現階段，實具有重大意義，內容自應力求充實，惟為事實所限，殊難合乎理想要求，如前已有歷史之物價統計，不能仰接，戰區重要地點，不能舉辦，已辦地方，不能定期彙報，以及物品選擇，未必盡能適當，等等問題，均待設法解決，以期合理，是則有望今後之努力。至編製方面，容有未當，與魯共在，在所難免，惟讀者諒之。

民國三十年五月湖北自政府秘書處

# 湖北省戰時物價統計

## 第一號

### 目 錄

壹 緒 言

貳 指數圖

#### 甲 躉售物價指數圖

- 一 恩施利川宜都躉售物價總指數
- 二 恩施躉售物價分類指數
- 三 利川躉售物價分類指數
- 四 宜都躉售物價分類指數

#### 乙 零售物價指數圖

- 一 恩施利川宜都零售物價總指數
- 二 恩施零售物價分類指數
- 三 利川零售物價分類指數
- 四 宜都零售物價分類指數

參 指 數

#### 甲 躉售物價指數

- 一 恩施躉售物價指數
- 二 利川躉售物價指數
- 三 宜都躉售物價指數

## 乙. 零售物價指數

- 一 恩施零售物價指數
- 二 恩施零售食物類指數
- 三 利川零售物價指數
- 四 利川零售食物類指數
- 五 宜昌零售物價指數
- 六 宜昌零售食物類指數

## 肆 價 比

### 甲 零售物價比

#### 一 恩施零售物價比

- 1. 食物類
- 2. 衣着類
- 3. 燃料類
- 4. 建築材料
- 5. 雜項類

#### 二 利川零售物價比

- 1. 食物類
- 2. 衣着類
- 3. 燃料類
- 4. 建築材料
- 5. 雜項類

#### 三 宜昌零售物價比

- 1. 食物類
- 2. 衣着類
- 3. 燃料類
- 4. 建築材料
- 5. 雜項類

### 乙. 零售物價比

#### 一 恩施零售物價比

- 1. 食物類
- 2. 衣着類
- 3. 燃料類
- 4. 雜項類

#### 二 利川零售物價比

- 1. 食物類
- 2. 衣着類
- 3. 燃料類
- 4. 雜項類

三 宜昌零售物價指數

1. 食物類 2. 衣着類 3. 燃料類 4. 雜項類

極 實價

甲 躉售實價

一 恩施躉售物品實價

1. 食物類 2. 衣着類 3. 燃料類

4. 建築材料 5. 雜項類

二 利川躉售物品實價

1. 食物類 2. 衣着類 3. 燃料類

4. 建築材料 5. 雜項類

三 宜昌躉售物品實價

1. 食物類 2. 衣着類 3. 燃料類

4. 建築材料 5. 雜項類

乙 零售實價

一 恩施零售物品實價

1. 食物類 2. 衣着類 3. 燃料類 4. 雜項類

二 利川零售物品實價

1. 食物類 2. 衣着類 3. 燃料類 4. 雜項類

三 宜昌零售物品實價

1. 食物類 2. 衣着類 3. 燃料類 4. 雜項類

附 恩施利川宜昌物品及花色一覽表

指

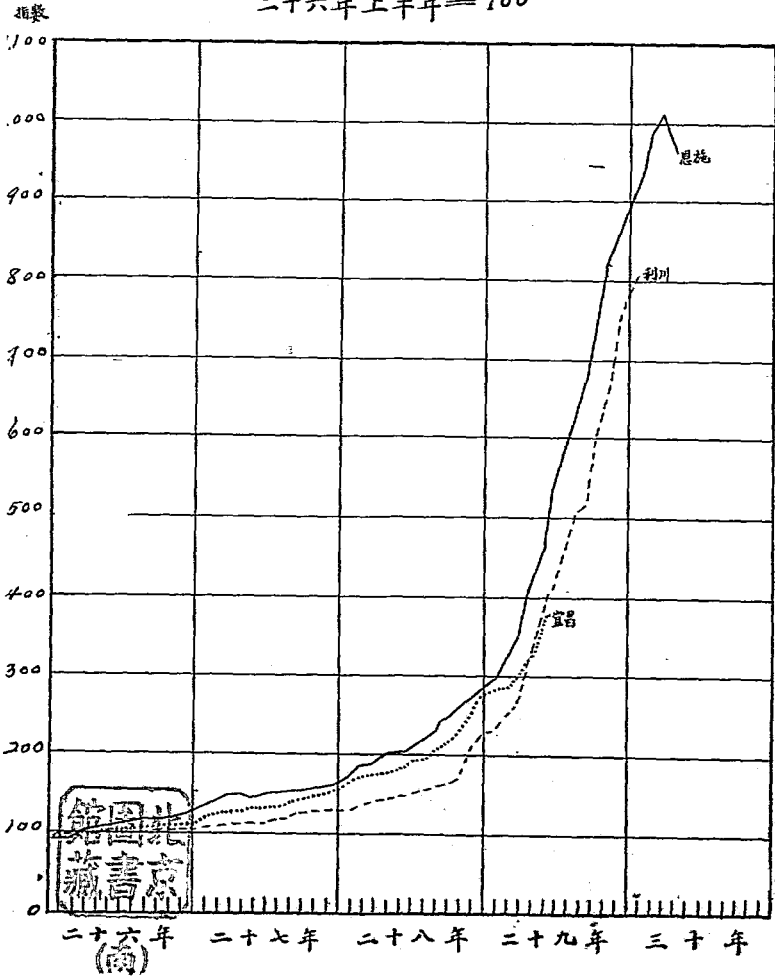
數



# 甲 躉售物價指數

## 一 恩施 利川 宜昌躉售物價總指數

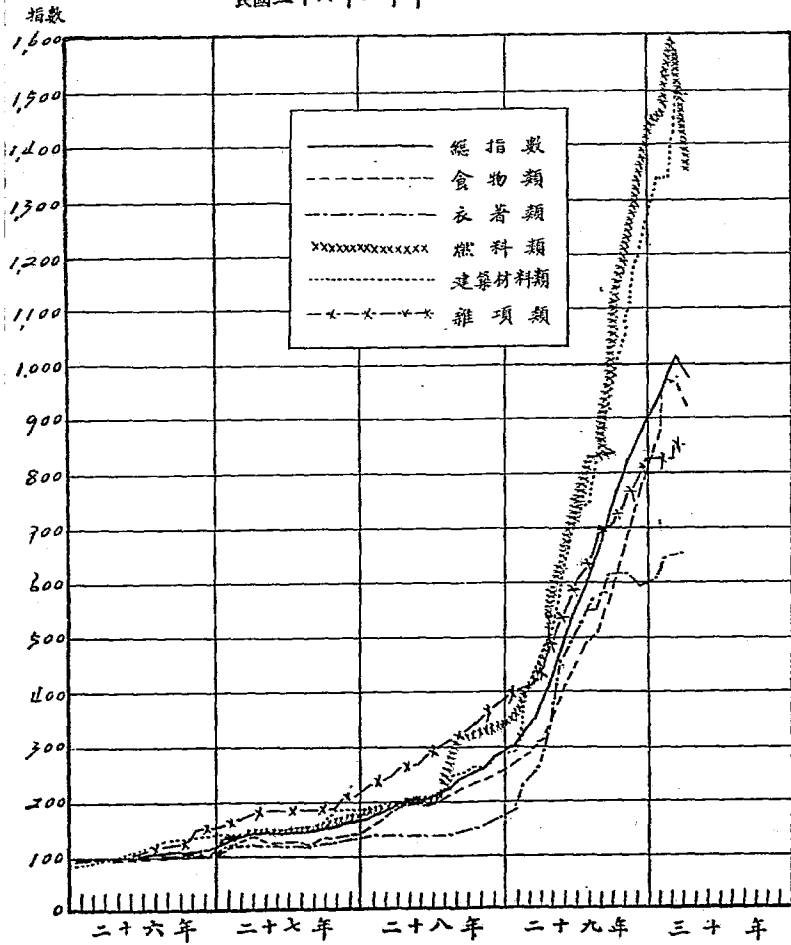
二十六年上半年 = 100





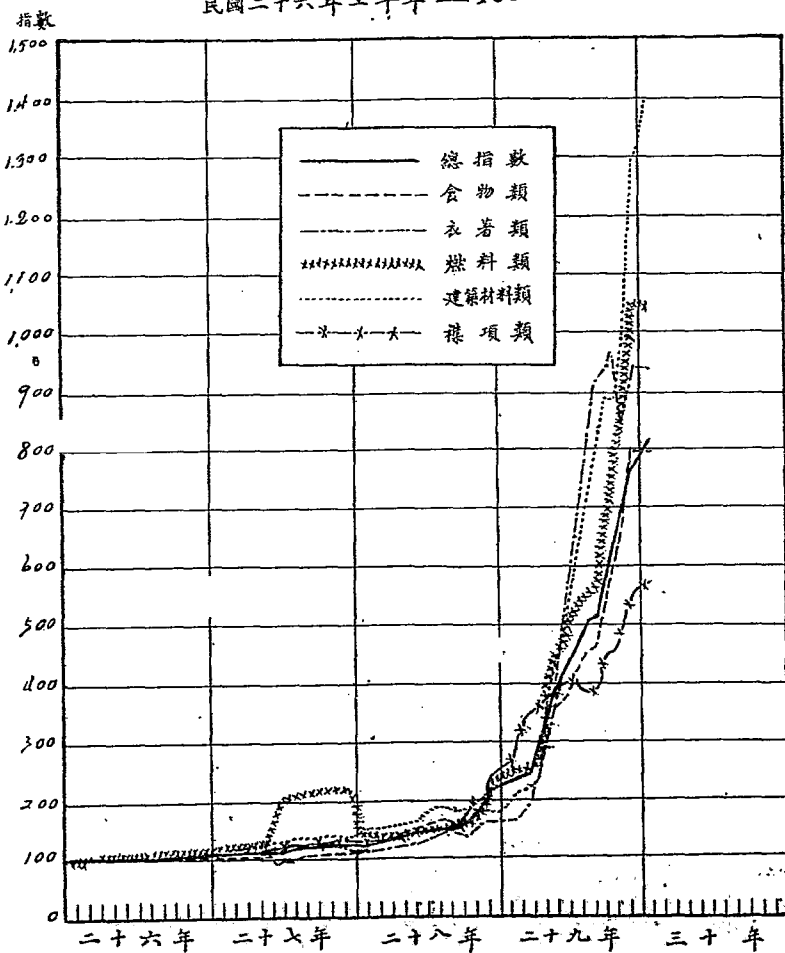
## 二. 恩施躉售物價指數

民國二十六年上半年 = 100



# 三利川躉售物價指數

民國二十六年上半年 = 100

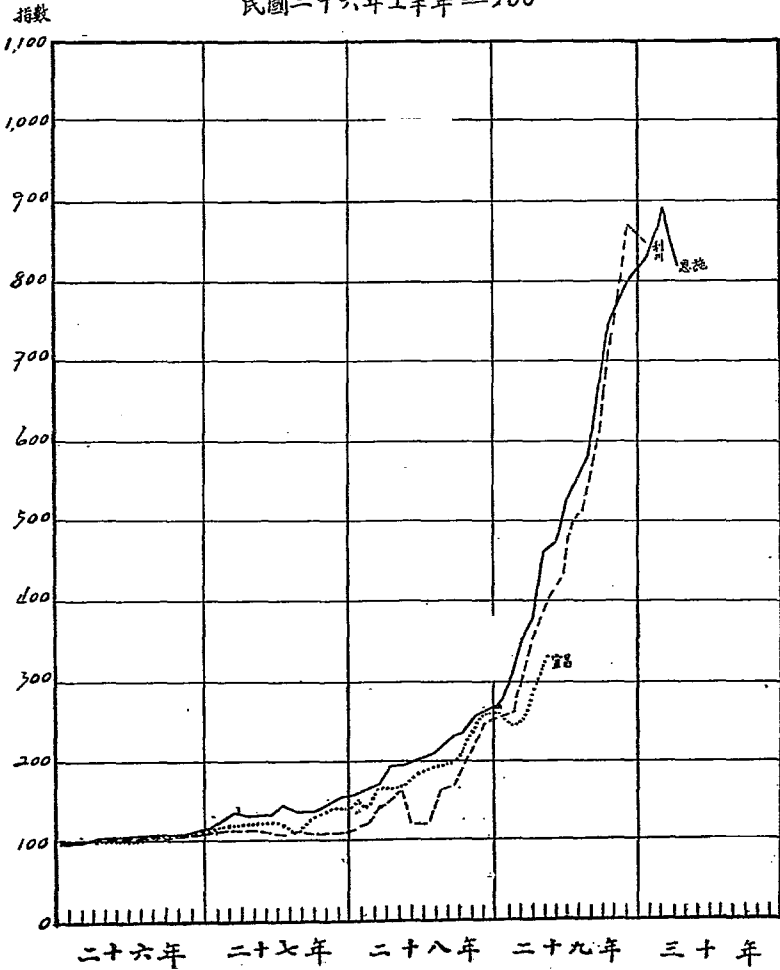




## 乙. 零售物價指數

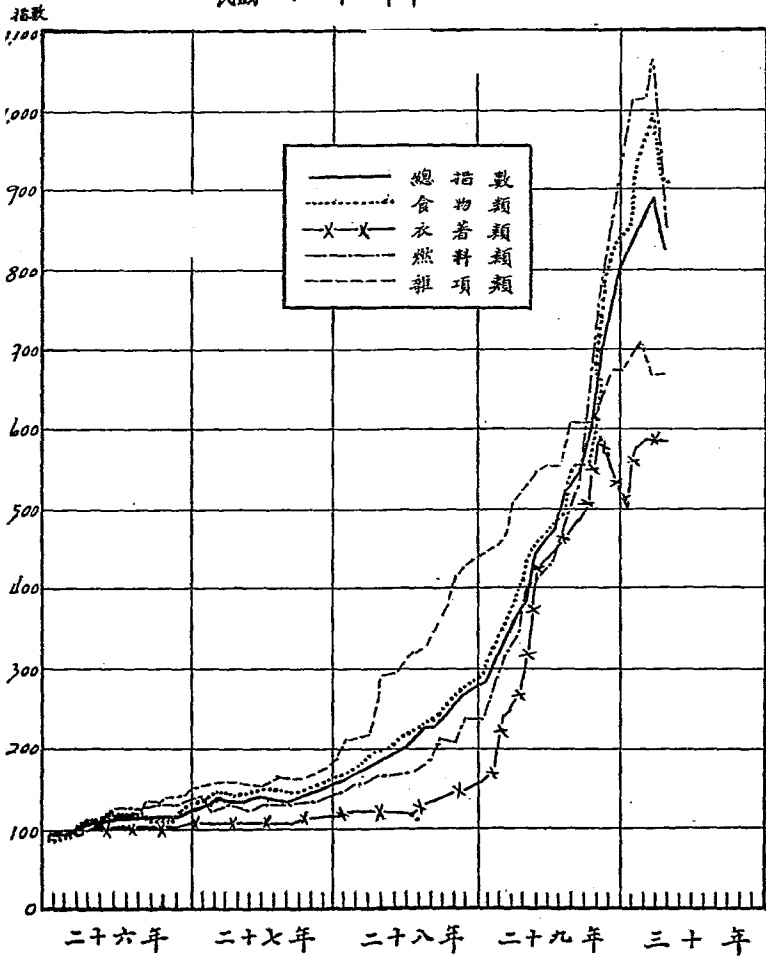
### 恩施 利川 宜昌零售物價總指數

民國二十六年上半年 = 100



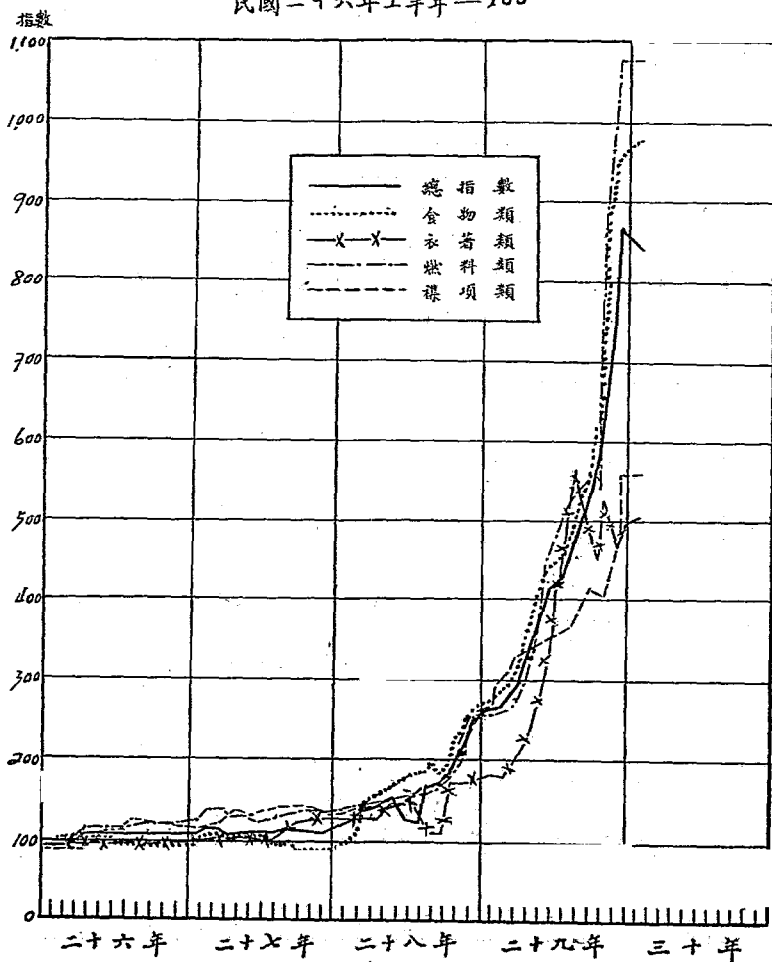
## 二. 恩施零售物價指數

民國二十六年上半年 = 100



# 三利川零售物價指數

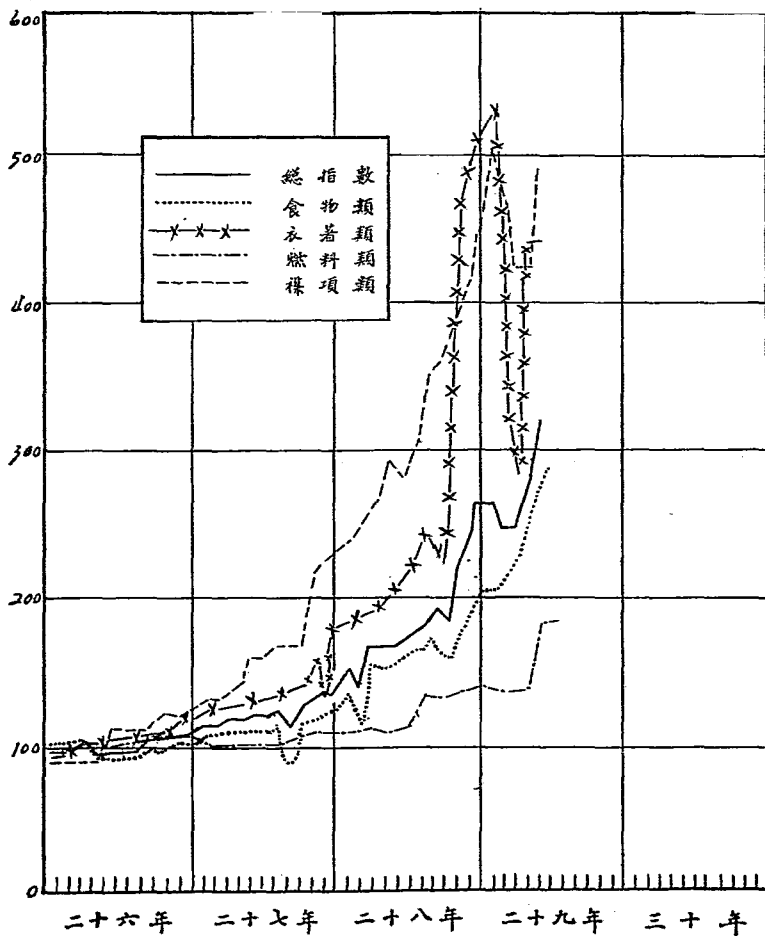
民國二十六年上半年 = 100



# 四 宜昌零售物價指數

民國二十六年上半年 = 100

指數



指 數



甲 臺灣物價指數  
 乙 臺北臺灣物價指數  
 民國二十六年上半年——100

日 年	期 月	總指數	食物類	衣着類	燃料類	雜貨類	雜項類
26	1	92.8	92.5	92.4	96.5	82.6	89.9
	2	93.4	94.5	96.4	96.5	85.1	91.6
	3	98.5	98.6	96.4	100.6	96.3	96.2
	4	100.6	102.8	101.0	97.8	102.3	99.5
	5	104.8	104.2	103.6	100.9	111.5	106.4
	6	107.5	104.3	106.6	107.3	117.0	113.5
	7	113.1	107.7	108.4	107.3	129.6	125.6
	8	114.8	105.1	108.4	108.6	134.4	129.7
	9	115.4	103.9	110.7	110.4	137.5	135.7
	10	115.2	103.9	110.7	107.3	137.5	137.7
	11	119.8	104.8	111.7	110.8	142.4	151.4
	12	123.6	111.2	114.7	111.9	146.8	155.0
27	1	124.5	119.2	119.7	116.3	151.5	162.8
	2	142.7	130.4	125.3	116.3	157.5	174.4
	3	147.3	139.4	125.3	117.1	151.5	175.3
	4	151.2	141.1	125.3	117.1	151.5	180.7
	5	144.5	125.3	125.3	150.7	156.2	176.1
	6	147.4	122.8	125.3	152.5	160.8	178.8
	7	148.7	124.8	126.9	153.5	171.0	185.6
	8	148.8	122.2	126.9	152.8	171.4	186.5
	9	152.5	123.5	126.9	152.8	174.1	187.2
	10	154.6	126.9	130.4	159.2	187.2	189.2
	11	161.7	142.6	130.4	166.4	187.2	208.7
	12	166.3	151.4	130.4	168.8	187.2	211.0
28	1	173.9	156.7	131.6	185.5	189.2	224.4

(續前)

日期	總指數	食物類	衣着類	燃料類	建築材料類	雜項類
28 2	182.5	169.7	134.8	185.5	198.8	234.0
3	187.5	179.6	135.6	185.5	198.8	239.0
4	199.5	192.8	135.6	188.8	198.8	272.8
5	202.0	198.1	135.6	195.3	203.8	273.4
6	205.2	201.5	135.6	195.3	203.8	280.4
7	215.9	210.7	141.4	207.2	213.3	293.1
8	235.0	226.9	142.0	250.0	252.0	308.6
9	250.5	232.0	148.3	215.8	254.5	323.1
10	258.8	238.5	153.7	217.0	274.6	327.2
11	273.9	250.0	168.4	230.3	271.6	365.3
12	287.3	259.9	177.1	339.5	283.6	379.6
29 1	299.3	280.0	192.5	345.5	292.7	401.5
2	331.4	301.5	227.4	393.8	380.0	411.4
3	354.2	308.0	246.8	435.7	444.3	433.6
4	403.5	348.0	309.5	498.0	499.7	520.4
5	470.2	406.0	448.4	608.1	539.6	580.1
6	536.1	446.0	478.0	648.0	720.6	605.0
7	579.0	491.0	522.0	756.0	766.0	623.0
8	630.6	512.0	549.0	828.0	902.0	687.4
9	678.7	545.0	603.0	831.0	992.6	690.9
10	744.1	613.0	617.0	1117.0	1050.0	745.3
11	808.9	700.0	617.0	1264.0	1174.0	774.0
12	870.1	792.0	587.0	1317.0	1227.0	822.5
30 1	929.2	863.0	603.0	1445.0	1342.0	820.3
2	979.0	980.0	639.0	1457.0	1342.0	819.1
3	1010.9	972.0	657.0	1597.0	1497.0	844.3
4	923.9	927.6	657.0	1345.5	1497.0	844.3

### 三、利川零售物價指數

民國二十六年上半年——100

日期	總指數	食物類	衣著類	燃料類	建築材料類	雜項類	
26	1	99.0	98.7	100.0	96.2	100.0	100.0
	2	98.8	99.2	100.0	96.2	100.0	100.0
	3	99.2	99.7	100.0	96.2	100.0	100.0
	4	100.6	100.2	100.0	103.2	100.0	100.0
	5	100.8	100.7	100.0	103.2	100.0	100.0
	6	100.9	101.2	100.0	103.2	100.0	100.0
	7	99.9	98.7	100.0	103.2	100.0	101.5
	8	101.3	99.2	100.0	108.2	100.0	103.8
	9	102.0	99.8	100.0	108.2	100.0	103.9
	10	103.0	99.8	100.0	114.5	100.0	102.7
	11	103.0	99.8	100.0	114.5	100.0	102.7
	12	102.6	100.2	100.0	114.5	100.0	110.7
27	1	108.3	100.7	115.7	116.3	111.2	112.0
	2	108.8	101.5	115.5	118.3	111.7	112.0
	3	110.2	102.2	115.5	118.3	119.2	117.2
	4	111.9	104.5	115.5	118.3	120.8	117.2
	5	112.9	102.6	115.5	124.9	120.8	119.8
	6	116.2	85.6	115.5	196.5	123.1	119.8
	7	118.8	98.2	115.5	203.0	127.2	120.5
	8	118.6	96.7	115.5	208.5	129.1	120.5
	9	125.2	103.5	128.3	214.0	131.2	124.2
	10	126.0	102.1	128.3	217.1	133.1	124.2
	11	127.5	105.3	128.3	217.7	136.3	126.6

(續前)

日期	年	月	總指數	食物類	衣着類	燃料類	建築材料類	雜項類
27		12	128.4	106.2	128.3	219.7	136.3	127.2
28		1	125.4	116.4	111.5	138.9	143.3	132.6
		2	130.1	122.3	120.9	138.9	146.6	136.3
		3	138.2	141.3	120.9	140.1	157.5	136.3
		4	141.6	144.4	129.2	140.1	161.4	138.3
		5	147.1	153.8	131.1	140.1	164.7	138.3
		6	150.2	158.0	131.1	140.1	170.9	141.7
		7	155.0	169.5	142.8	144.1	180.5	143.7
		8	163.6	175.7	149.8	151.6	180.5	152.1
		9	169.5	169.5	156.3	154.1	175.6	181.1
		10	176.5	171.0	136.9	170.4	178.1	201.3
		11	196.0	197.3	157.0	192.6	180.5	220.0
		12	220.8	228.7	162.6	213.7	182.9	246.2
29		1	232.8	237.4	171.1	245.3	195.3	264.0
		2	246.0	244.0	174.5	255.9	209.6	294.7
		3	259.3	243.2	185.0	267.3	221.0	332.3
		4	309.3	293.5	265.3	316.4	237.1	360.4
		5	380.3	334.0	437.4	433.6	398.3	369.4
		6	442.3	365.0	524.0	485.0	510.0	378.6
		7	464.7	405.0	681.8	520.4	681.8	405.4
		8	502.0	449.1	910.0	550.8	798.5	381.4
		9	516.0	465.2	932.0	559.1	879.1	379.7
		10	546.0	545.2	970.0	724.6	879.1	444.1
		11	653.0	635.1	841.3	853.7	1018.0	458.0
		12	758.0	786.5	949.2	1048.0	1301.0	531.2
30		1	811.1	789.2	944.0	1030.0	1398.0	576.1

三宜昌躉售物價指數

民國二十六年上半年——100

日期	總指數	食物類	衣著類	燃料類	建築材料類	雜項類
26 1	98.7	101.0	93.5	99.2	99.5	96.8
2	99.3	101.2	96.5	99.2	99.5	98.0
3	99.8	101.0	100.4	99.2	99.5	98.4
4	100.3	101.1	100.5	99.2	99.5	100.4
5	99.6	99.0	103.2	99.2	100.7	100.7
6	101.2	97.8	105.2	103.2	100.7	102.9
7	101.2	96.5	105.2	102.5	102.7	104.8
8	102.9	98.0	109.6	102.6	102.2	105.8
9	102.5	96.2	116.6	107.6	102.2	112.8
10	107.3	98.4	121.8	113.0	102.2	112.8
11	109.5	100.1	124.0	116.1	105.8	114.0
12	111.9	102.8	131.6	117.1	105.8	115.5
27 1	113.9	111.6	143.7	122.7	115.7	118.3
2	117.1	111.2	145.0	123.7	115.7	122.9
3	119.8	112.0	145.6	133.8	117.2	125.5
4	121.2	111.9	148.7	136.8	117.2	127.7
5	123.6	113.1	148.8	143.7	117.2	131.9
6	122.0	111.2	121.8	129.0	132.2	140.8
7	130.7	122.6	122.8	161.8	132.2	157.8

(續前)

日期 年 月	總指數	食物類	衣着類	燃料類	建築材料類	雜項類		
27	8	133.6	117.4	124.8	167.9	133.1	140.1	
	9	139.4	119.3	132.2	192.3	134.6	142.8	
	10	146.3	123.3	135.5	205.2	134.6	155.4	
	11	151.7	126.5	140.9	229.1	134.6	158.4	
	12	159.8	128.0	146.8	235.2	137.1	163.1	
	28	1	164.3	141.1	166.2	255.1	144.7	152.9
		2	169.8	147.2	166.7	262.5	145.5	163.5
		3	176.3	156.9	165.5	265.5	150.3	171.0
		4	177.2	157.9	168.3	251.0	153.0	177.0
		5	178.2	152.8	176.5	251.2	152.6	184.3
		6	187.7	166.3	183.6	256.2	169.5	184.3
		7	192.0	165.8	207.1	267.8	173.2	185.0
8		200.7	168.1	220.8	295.6	182.0	190.6	
9		211.3	157.4	221.6	332.6	193.9	210.2	
10		219.1	172.6	232.8	356.6	205.0	210.1	
11		240.4	198.4	245.6	384.0	208.7	227.1	
12		275.0	209.8	257.7	502.0	207.1	289.0	
29	1	285.6	211.0	269.0	488.8	233.3	334.4	
	2	286.0	210.6	276.1	493.0	243.1	329.2	
	3	293.5	214.3	294.4	317.0	250.0	329.0	
	4	339.2	263.0	390.4	577.9	250.0	355.2	
	5	379.2	288.6	462.1	601.5	297.0	403.1	

零售物價指數  
 總零售物價指數  
 民國卅六年五月三十一日

日期	總指數	食物類	衣着類	燃料類	雜項類
26-1	95.6	94.8	98.5	96.2	96.2
26-2	95.6	94.5	98.5	96.2	96.2
3	98.4	99.0	98.5	98.7	96.2
4	101.5	102.1	101.5	98.2	102.6
5	103.6	104.5	101.5	102.6	103.6
6	104.5	104.5	101.5	107.4	103.6
7	107.7	108.0	101.5	110.8	103.5
8	107.2	108.0	101.5	108.4	103.5
9	107.1	105.1	101.5	111.1	114.2
10	107.8	107.0	101.5	108.5	114.2
11	110.0	109.0	101.5	110.2	120.2
12	115.2	116.6	101.5	112.8	124.2
27-1	121.5	124.6	103.3	118.1	127.0
2	124.8	129.1	103.3	118.1	132.7
3	135.2	146.6	103.3	124.0	132.7
4	129.1	133.6	103.3	124.0	138.6
5	128.8	137.7	103.3	117.3	129.9
6	132.3	141.3	103.3	120.8	129.9
7	134.8	144.9	103.3	123.7	134.6
8	131.4	138.2	103.3	123.7	134.6
9	129.2	133.5	103.3	127.4	134.6
10	132.8	133.5	109.0	127.1	147.4
11	137.2	139.2	107.0	127.1	167.4
12	151.5	157.2	109.0	137.7	185.5

日期	期月	總指數	類		雜項類	
			食物類	衣著類		
28	1	156.5	158.7	109.8	142.5	202.4
	2	166.0	170.9	115.4	154.3	207.9
	3	172.8	182.0	115.5	154.3	213.8
	4	190.7	197.4	115.5	161.5	290.0
	5	192.8	200.1	115.5	161.5	296.7
	6	199.3	210.8	115.5	161.5	303.2
	7	204.4	214.6	115.4	170.8	316.4
	8	216.6	226.3	119.5	185.5	334.2
	9	229.6	236.7	113.5	214.5	356.9
	10	241.7	241.1	120.5	216.8	368.4
	11	259.0	263.5	136.3	242.7	403.0
	12	270.0	278.0	142.0	242.7	423.9
29	1	283.6	291.6	158.4	247.5	449.0
	2	309.0	320.0	175.1	276.3	458.6
	3	348.7	350.0	241.2	312.3	509.4
	4	379.4	390.0	254.4	324.6	532.2
	5	447.0	449.6	415.8	396.8	537.4
	6	468.7	469.2	429.0	427.0	558.4
	7	516.7	511.6	495.2	480.3	558.9
	8	547.0	550.0	482.3	530.1	605.4
	9	582.5	569.1	558.8	619.8	605.4
	10	671.1	676.5	587.3	735.8	629.4
	11	741.2	764.0	571.8	821.7	674.7
	12	787.0	825.4	513.7	902.2	674.7
30	1	835.8	877.1	572.8	1010.2	693.1
	2	856.0	930.0	587.8	1010.2	706.0
	3	892.0	994.0	587.8	1063.4	675.3
	4	820.5	902.0	587.8	844.0	675.3



二、恩施食物類零售地價指數

以1934年上科 = 100

年次	期別	指數	類別	指數	類別	指數
1		95	40.26	100.0		98.5
2		95	40.26	100.0		98.2
3		99	41.8	100.0		100.8
4		100.2	42.2	100.0		100.8
5		100.4	42.8	100.0		100.8
6		100.4	43.8	100.0		100.8
7		100.8	44.6	100.0		100.8
8		100.8	45.0	100.0		100.8
9		100.5	45.5	100.0		100.3
10		100.7	45.7	100.0		100.3
11		100.8	46.1	100.0		100.3
12		100.7	46.0	100.0		100.1
13		100.4	45.9	100.0		100.6
14		100.9	46.2	100.0		102.5
15		102.6.6	48.7	102.6		102.5
16		103.4	46.0	102.6		106.3
17		103.8	46.2	108.2		108.4
18		102.3	46.5	129.2		127.2
19		102.5	46.5	129.2		126.9
20		103.8	44.8	129.2		126.9
21		103.3	43.7	129.2		130.7
22		103.3	43.7	129.2		130.7
23		103.4	44.2	134.1		129.7
24		105.7	48.4	134.1		131.7

日期	總指數	續		調味類
		米類	肉類	
1	159	181	141.5	437.0
2	171	197	154.9	144.8
3	182	226	141.4	148.0
4	197	244	173.2	152.8
5	200	249	178.8	152.5
6	210	259	200.0	158.4
7	215	250	214.6	167.7
8	226	265	241.2	173.2
9	237	287	241.2	175.7
10	252	307	257.0	184.8
11	263	323	282.8	189.6
12	278	342	282.8	202.0
1	292	362	293.4	210.6
2	319	418	301.9	219.9
3	350	446	324.9	252.0
4	391	542	340.0	256.7
5	450	702	353.2	260.0
6	469.2	786.2	519.5	327.2
7	511.6	838.2	282.7	347.8
8	550.0	857.0	322.8	378.8
9	569.1	706.1	322.8	368.7
10	676.5	959.1	509.8	461.8
11	764.0	977.0	558.6	617.9
12	825.4	1105.8	558.6	651.2
1	857.1	1178.6	509.8	689.7
2	930.0	1197.4	663.8	763.1
3	994.0	1305.0	726.5	782.0
4	902.0	1209.7	632.8	782.0

### 三、利川縣零售物價指數

二一六年上半年=100

年 月	期 別	總指數	食品類	衣着類	燃料類	雜項類
26	1	99.2	99.9	100.0	96.2	98.7
	2	99.4	100.6	100.0	96.2	98.7
	3	99.7	101.2	100.0	96.2	98.7
	4	101.0	101.1	100.0	103.4	98.7
	5	101.7	101.0	100.0	103.5	102.6
	6	101.9	101.3	100.0	103.4	102.6
	7	100.8	99.0	100.0	103.4	103.9
	8	101.8	99.5	100.0	106.1	105.3
	9	101.9	99.6	100.0	106.1	105.3
	10	103.0	99.7	100.0	112.2	105.3
	11	103.0	99.7	100.0	112.2	105.3
	12	103.0	99.7	100.0	112.2	105.3
27	1	108.8	103.8	104.4	119.6	116.8
	2	110.1	104.5	104.4	124.4	116.8
	3	110.5	105.2	104.4	124.4	116.8
	4	110.5	105.4	104.4	118.7	120.7
	5	110.6	106.1	104.4	118.7	120.7
	6	105.0	99.5	104.4	108.0	120.7
	7	105.0	99.4	104.4	113.0	123.9
	8	102.9	100.2	104.4	118.4	123.9
	9	105.6	97.4	122.6	126.7	125.7
	10	105.9	91.1	122.6	128.5	125.7
	11	106.1	91.3	122.6	129.0	128.2

(續前)

年	期	總指數	食物類	衣着類	燃料類	雜項類
29	12	108.7	93.4	122.6	134.6	130.5
28	1	114.2	98.9	120.4	140.8	139.2
	2	120.2	108.5	120.4	140.8	139.2
	3	143.8	150.9	120.4	147.7	141.0
	4	147.0	153.2	120.4	147.7	145.7
	5	157.9	166.7	153.4	147.7	145.6
	6	120.3	139.7	153.4	147.7	146.7
	7	118.9	180.0	130.6	145.1	150.6
	8	169.8	192.4	111.6	149.3	164.3
	9	172.2	187.4	107.8	159.4	182.3
	10	187.4	187.9	163.4	174.5	213.9
	11	210.5	217.8	166.5	208.5	215.2
	12	248.0	261.5	166.5	250.6	255.6
27	1	257.5	271.5	180.5	252.8	266.0
	2	264.0	280.4	171.4	255.1	282.3
	3	285.9	301.3	210.9	264.2	307.6
	4	342.5	361.1	260.0	336.7	321.9
	5	405.6	431.2	321.4	447.7	344.2
	6	426.5	438.3	366.5	501.2	360.7
	7	487.2	499.1	556.5	537.4	384.4
	8	514.2	547.7	488.5	551.5	403.6
	9	561.2	577.5	449.2	527.3	400.0
	10	619.4	664.3	527.6	507.0	417.5
	11	714.0	811.5	474.5	949.2	449.4
	12	869.3	956.7	493.0	1071.0	558.2
30	1	844.5	974.7	503.2	1073.0	559.5

四. 利川食物類零售物價指數

民國二十六年上半年 = 100

日 年	期 月	總指數	米麵類	調味類	肉類
26	1	99.9	96.0	103.9	100.0
	2	100.6	97.6	103.9	100.0
	3	101.2	99.0	103.9	100.0
	4	101.1	100.6	101.9	100.0
	5	101.0	101.8	101.7	100.0
	6	101.3	102.6	101.7	100.0
	7	99.0	96.9	101.7	100.0
	8	99.5	98.2	101.7	100.0
	9	99.6	98.6	101.7	100.0
	10	99.7	98.8	101.7	100.0
	11	99.7	98.8	101.7	100.0
	12	99.7	98.8	101.7	100.0
27	1	103.8	101.0	105.9	105.3
	2	104.5	102.5	106.2	105.3
	3	105.2	103.6	106.7	105.3
	4	105.4	104.6	106.7	105.3
	5	106.1	105.5	106.7	105.3
	6	99.5	90.5	106.7	105.3
	7	97.1	84.8	107.7	105.3
	8	100.2	91.4	107.7	105.3
	9	91.4	89.7	130.5	124.7
	10	91.1	88.9	130.5	124.7
	11	91.3	89.3	130.5	124.7

(續前)

日期	總指數	米麵類	調味類	肉類	
27 12	93.4	94.6	130.5	124.7	
28	1	98.9	96.2	130.7	149.0
	2	108.5	108.7	152.7	149.0
	3	150.9	118.9	167.7	210.7
	4	153.2	122.2	169.0	210.7
	5	166.7	144.9	175.0	210.7
	6	179.7	161.0	182.5	227.5
	7	180.0	171.2	175.0	219.0
	8	192.4	193.4	178.3	229.5
	9	187.4	140.0	217.5	267.6
	10	187.9	179.0	218.8	272.4
	11	217.8	176.3	239.1	293.5
	12	261.5	223.3	283.6	316.0
29	1	271.5	240.4	288.6	316.0
	2	280.4	263.9	289.7	302.6
	3	301.3	282.0	327.5	288.5
	4	361.1	349.3	380.3	344.7
	5	431.2	408.8	461.4	416.1
	6	438.3	399.9	484.0	470.2
	7	499.1	524.7	503.5	631.2
	8	549.7	541.8	582.8	493.3
	9	577.5	542.6	616.4	573.1
	10	664.3	626.3	677.3	733.8
	11	811.5	818.2	785.6	860.8
	12	956.7	938.3	886.8	1217.3
30	1	974.7	926.0	916.8	1291.0

五、宜昌零售物價指數

民國二十六年×半年 = 100

日期	總指數	食物類	衣着類	燃料類	雜項類
26 1	996	1011	953	1000	979
2	999	1011	973	1000	979
3	1002	1011	1003	1000	979
4	989	986	1005	1000	979
5	994	975	1023	1000	1038
6	999	976	1023	1000	1038
7	998	973	1023	1025	1038
8	1018	986	1032	1049	1054
9	1026	993	1081	1049	1220
10	1066	1003	1129	1049	1278
11	1076	1029	1127	1049	1220
12	1072	1024	1129	1049	1220
27 1	1137	1093	1222	1000	1330
2	1132	1086	1222	1000	1330
3	1154	1094	1260	1000	1421
4	1155	1086	1260	1000	1463
5	1188	1099	1297	1000	1656
6	1191	1093	1317	1000	1656
7	1215	1120	1335	1000	1696
8	1099	926	1335	1095	1676

續前

日期	總指數	食物類	衣着類	燃料類	雜項類
27	1258	1167	1355	1009	1696
10	1349	1198	1694	1095	1910
11	1407	1225	1576	1095	2340
12	1377	1239	1785	1095	2284
28	1539	1375	1884	1095	2374
2	1416	1155	1884	1118	1613
3	1676	1544	1902	1118	1613
4	1675	1518	1947	1140	2674
5	1677	1544	2062	4469	2929
6	1779	1584	2210	1183	2873
7	1845	1583	2462	1322	3111
8	1911	1614	2442	1322	3550
9	1880	1548	2247	1581	3600
10	2195	1674	4583	1618	3980
11	2384	1878	4846	1374	4021
12	2633	2011	5084	1934	4401
29	2624	2014	5302	1376	5031
2	2435	2084	3300	1376	4652
3	2233	2201	2836	1376	4350
4	2803	2524	4262	1376	4250
5	3248	2826	4406	1814	4902



六宜昌食物類零售物價指數

民國二十六年五月年 = 100

年	期	總指數	米類	油類	調味
26	1	101.2	102.9	101.0	99.0
	2	101.2	102.9	101.0	99.0
	3	101.2	102.9	101.0	99.0
	4	98.6	88.9	101.0	100.0
	5	97.6	93.4	95.9	100.1
	6	97.9	93.4	101.0	101.7
	7	97.3	96.8	87.9	102.5
	8	98.6	96.8	94.3	103.0
	9	99.3	92.3	109.2	103.7
	10	100.3	92.3	109.2	106.4
	11	102.9	92.3	121.9	108.4
	12	104.4	92.3	109.2	113.3
27	1	108.3	105.6	113.8	111.9
	2	108.6	105.6	108.1	112.6
	3	109.4	107.4	108.1	112.6
	4	108.6	107.3	101.4	114.1
	5	109.9	109.1	101.4	115.1
	6	109.3	110.7	88.0	120.0
	7	112.0	113.0	93.7	120.9

(續前)

日期 年 月	總指數	米, 麵	均類	調味
27 8	92.6	113.0	100.5	123.1
9	116.7	115.9	103.8	124.9
10	119.8	115.9	116.5	126.6
11	122.5	115.9	130.0	127.4
12	123.9	117.5	130.0	129.4
28 1	137.5	147.5	129.6	129.7
2	115.5	120.0	123.7	130.7
3	154.4	194.0	117.5	133.4
4	151.8	185.1	110.2	139.0
5	145.6	171.7	103.2	140.6
6	158.4	198.2	99.5	151.2
7	158.3	185.1	106.7	158.6
8	161.4	183.0	117.5	161.7
9	154.8	270.9	151.5	139.3
10	161.4	180.5	151.5	144.8
11	187.8	224.1	169.3	157.8
12	201.1	252.0	181.1	163.3
29 1	201.4	253.1	172.4	169.3
2	208.4	257.3	172.4	174.1
3	220.1	272.2	172.4	192.4
4	252.4	308.0	203.2	216.0
5	282.6	329.0	240.4	250.1

價

比

甲 躉售物價價以  
 農產躉售物價價比  
 民國二十六年上半年—100

食 物 類

日期	菜	米	麥	粉	麵	蛋	肉	油	醬	鹽	糖
26	82	80	79	100	100	150	100	100	100	100	97
6	116	113	120	100	100	150	100	100	100	100	102
10	95	93	90	100	100	150	100	100	100	100	102
27	95	96	96	100	100	150	100	100	100	100	102
16	121	115	117	100	100	150	187	101	100	100	120
19	121	115	108	100	100	150	170	100	100	100	120
28	136	120	127	100	100	150	167	100	100	100	120
6	270	248	240	311	261	372	190	200	172	170	170
10	272	240	220	287	228	350	197	247	170	200	287
27	262	234	243	287	248	322	275	283	170	272	287
31	257	239	266	287	255	322	307	283	170	201	177
3	267	275	284	287	255	322	325	333	170	201	177
11	428	421	420	287	255	322	320	333	170	201	177
5	695	637	635	378	357	472	280	477	170	201	177
6	824	826	819	378	357	472	280	477	170	201	177
7	824	826	819	1017	889	528	380	540	162	294	177
8	824	826	819	1017	889	422	280	383	162	277	210
9	953	908	907	1017	889	422	670	583	162	295	210
10	953	908	907	1120	889	472	330	667	265	295	225
11	953	908	907	1120	889	522	950	837	263	301	679
12	1081	1107	1112	1070	1083	720	950	833	265	304	739
30	1210	1238	1258	1070	1083	1055	920	917	265	302	739
5	1210	1238	1258	1085	1167	1111	1200	917	306	432	986
3	1280	1290	1300	1105	1167	1190	1200	917	306	432	986
20	2150	2155	2170	1251	1211	1166	1000	1000	324	432	1007

2. 衣着類

3. 燃料類

日 期	月	棉花	擦紗	擦布	蘇	木炭	木柴	煤油	洋燭	火柴
26	1	100	100	97	89	95	97	102	89	100
	6	100	100	103	112	111	110	97	120	100
	12	120	120	107	168	112	120	130	120	100
27	1	108	100	97	196	118	97	130	100	392
	6	108	105	97	224	102	97	141	102	392
	12	108	105	108	276	158	122	151	120	392
28	1	110	105	108	221	129	120	151	120	527
	6	110	105	119	227	129	127	162	120	527
	12	159	121	129	280	277	182	627	241	698
29	1	174	175	146	280	277	182	627	50	698
	2	221	210	146	397	276	182	865	277	776
	3	226	285	126	397	276	225	1081	277	776
30	4	220	285	162	505	316	225	1021	328	776
	5	220	337	173	561	322	306	1105	393	1229
	6	989	321	205	673	322	327	1221	397	1229
	7	913	257	292	729	474	270	1246	477	1229
	8	869	257	292	785	631	250	2162	468	1229
	9	802	276	211	821	789	292	2778	468	2106
	10	752	276	252	877	827	335	2286	477	2106
	11	727	276	282	897	1105	335	2286	477	2275
	12	872	276	213	897	1105	982	2575	535	2275
	1	652	295	513	953	1267	1222	2575	535	2939
	2	652	295	522	953	1267	1222	2702	535	2939
	3	652	322	320	1009	1221	1270	2810	535	3206
4	652	322	522	1009	1502	515	2810	535	3206	

4. 建築材料類

5. 雜項類

日期 年 月	石灰	磚	瓦	桐油	茶	桔子	漆	猪鬃	肥皂	香烟
26	1 86	79	83	100	100	78	89	75	91	100
	6 120	128	118	100	100	130	128	125	117	100
	12 191	159	118	121	120	196	200	250	160	100
27	1 189	157	118	121	120	207	200	300	180	111
	6 206	171	118	139	96	222	230	375	206	111
	12 223	207	112	161	120	238	230	400	272	160
28	1 227	210	110	161	120	238	255	418	296	200
	6 240	222	154	165	261	289	281	438	321	322
	12 343	363	196	188	326	420	421	500	383	489
29	1 377	363	190	197	359	470	470	500	383	567
	2 600	429	213	215	359	470	460	550	383	567
	3 823	500	213	215	359	522	485	550	383	700
	4 926	571	236	215	457	1170	485	600	383	800
	5 1186	571	236	220	457	1825	485	600	383	800
	6 1072	857	350	220	457	2609	576	600	383	889
	7 1270	857	425	221	457	2609	587	625	383	889
	8 1457	1071	470	259	457	3391	587	675	457	1000
	9 1457	1163	591	268	457	3391	626	675	457	1000
	10 1714	1163	591	291	457	3915	660	725	512	1000
	11 1714	1323	709	291	500	4170	660	725	512	1111
	12 1714	1323	803	313	500	4616	689	725	512	1222
30	1 1800	1629	898	313	457	4696	715	750	512	1222
	2 1800	1629	898	313	435	4957	710	750	517	1222
	3 2057	1914	945	335	359	5217	766	800	617	1222
	4 2057	1914	945	335	359	5217	766	800	617	1222

## 二. 利川薑售價價比

二十六年上半年 100

### 第一類 食 物 類

日期	米	米	米	粳	包谷	雜糧	猪肉	糖	菜油	麻油	醬油	鹽
26	1 95	95	95	100	100	100	100	100	100	100	100	100
	6 105	105	105	100	700	100	100	100	100	100	100	100
	12 99	99	99	100	100	100	100	100	100	100	100	100
27	1 112	97	91	103	41	100	100	100	105	100	105	105
	6 99	80	80	103	91	100	100	100	115	103	105	105
	12 91	89	89	103	97	105	120	117	105	111	105	105
28	1 97	97	98	107	100	107	180	133	135	118	116	120
	6 155	156	158	120	207	163	240	173	150	130	130	150
	12 221	194	174	251	170	350	350	333	320	133	118	171
29	1 238	223	208	281	206	350	350	333	365	121	129	125
	2 286	262	253	281	210	350	350	333	380	125	127	165
	3 285	270	253	281	212	275	290	333	275	136	126	255
	4 427	427	416	313	425	413	400	533	275	126	126	255
	5 418	408	396	467	455	438	480	800	280	124	158	255
	6 399	388	376	391	424	475	480	800	365	176	158	255
	7 572	520	495	438	424	475	480	725	365	229	200	315
	8 551	511	535	438	454	588	480	867	365	229	200	420
	9 521	511	535	438	485	625	600	867	365	229	253	425
	10 760	757	733	438	576	750	600	867	410	249	368	425
	11 837	835	810	438	667	1000	780	867	420	229	474	500
	12 1179	1107	1069	438	909	1875	1200	1067	700	249	526	850
30	1 1179	1107	1069	438	909	1875	1200	1067	700		526	850

## 2. 衣着類

## 3. 燃料類

日期	年	月	棉花	綿布	蔴	木炭	木柴	洋燭	火柴
26		1	120	100	100	100	100	100	86
		6	100	100	100	100	100	100	110
		12	100	100	100	100	100	120	143
27		1	109	106	120	110	108	100	171
		6	109	106	120	90	90	90	211
		12	115	153	120	111	108	100	228
28		1	109	106	120	133	123	100	228
		6	118	127	130	142	123	100	257
		12	91	188	250	278	152	190	429
29		1	91	275	250	266	152	210	457
		2	91	271	240	222	152	200	457
		3	91	322	240	222	152	280	457
		4	100	422	280	333	221	280	686
		5	181	422	1000	400	221	280	1129
		6	200	565	1200	400	277	316	1129
		7	300	971	1600	488	308	300	1129
		8	309	1212	1600	533	308	400	1129
		9	273	1292	2100	555	308	400	1129
		10	305	1212	2400	533	552	500	1129
		11	298	1292	2000	999	672	500	1129
		12	331	1270	1800	1552	892	600	1129
30	1	318	1270	1800	1552	861	600	1129	



#### 4. 建築材料類

#### 5. 雜項類

日期	年	月	石灰	磚	瓦	桐油	茶	糖	漆	牛皮	豬鬃	肥皂	香燭
26	1	100	100	100	100	100	100	100	100	100	100	100	100
	6	100	120	100	100	100	100	100	100	100	100	100	100
	12	100	100	100	105	100	100	100	100	100	100	100	100
27	1	113	109	113	111	113	100	110	103	110	106	108	
	6	113	120	138	111	113	100	100	113	107	106	116	
	12	113	108	175	121	113	100	120	113	109	117	133	
28	1	105	130	181	101	105	200	120	109	100	117	133	
	6	138	150	238	121	105	200	160	105	160	119	141	
	12	150	157	270	201	150	360	360	202	203	198	272	
29	1	200	157	270	221	200	360	360	200	203	238	269	
	2	225	157	238	221	200	400	400	200	203	291	291	
	3	275	200	250	221	250	600	400	200	203	270	307	
	4	300	200	275	221	250	600	400	200	203	270	315	
	5	300	200	505	221	250	700	400	200	203	270	280	
	6	375	520	750	221	250	800	400	200	203	270	270	
	7	525	650	938	221	250	200	400	200	203	270	315	
	8	625	787	1125	221	200	560	300	200	203	270	357	
	9	625	870	1250	221	200	960	200	200	203	270	357	
	10	625	870	1250	221	200	1400	400	200	203	270	398	
	11	1000	870	1270	221	200	800	400	200	203	270	430	
	12	1500	1017	1238	368	350	840	480	200	203	270	598	
29	1	1500	1217	1500	368	350	860	480	200	203	270	727	

### 三. 實惠售物價價比

民國二十六年上半年 102

#### 1. 食物類

日期	米	米	米	麵粉	雞蛋	猪肉	糖	醬油	麻油	鹽	包谷	
26	1	110	105	100	99	101	100	99	100	98	100	100
	6	80	89	100	102	101	100	103	100	103	100	100
	12	78	73	100	115	101	119	125	112	113	111	99
27	1	102	97	111	115	101	107	109	123	129	111	100
	6	102	97	111	126	61	107	120	122	129	117	108
	12	102	97	111	178	126	128	178	122	124	124	120
28	1	132	132	156	210	111	150	125	150	134	133	152
	6	190	207	211	230	66	150	167	200	153	124	185
	10	205	207	237	360	182	167	220	200	165	183	244
29	1	247	205	232	375	161	167	226	200	165	183	232
	2	220	219	256	375	161	167	226	200	155	183	232
	3	220	219	256	409	161	167	226	200	155	183	251
	4	220	219	256	703	161	267	226	200	170	194	317
	5	267	257	332	226	199	267	226	226	170	194	317

## 2. 衣着類

## 3. 燃料類

日期	棉花	棉紗	棉布	燕	煤	木炭	木柴	煤油	洋燭	火柴	
26	1	90	90	94	98	99	100	100	109	100	96
	6	105	103	111	102	100	100	100	100	100	119
	12	120	128	131	106	103	105	100	110	130	137
27	1	126	124	94	98	123	105	108	112	110	156
	6	135	114	111	100	120	115	108	127	186	190
	12	150	167	171	106	281	120	133	260	407	256
28	1	156	224	189	106	251	120	133	321	407	311
	6	195	253	223	115	257	135	133	252	349	385
	12	322	259	163	172	257	100	277	—	1027	476
29	1	382	—	171	172	257	300	237	1058	1027	623
	2	382	—	171	174	257	300	237	369	1279	623
	3	382	606	171	174	257	300	222	729	1279	822
	4	600	718	257	319	257	300	237	1250	1279	1026
	5	600	—	257	283	257	350	237	—	—	989

4. 建築材料類

5. 雜項類

日期	年	月	石灰	磚	瓦	樹	桐油	漆	牲	糞	肥料	肥皂	香烟
26	1	100	100	98	95	95	100	99	99	97	92	98	
	6	"	"	103	98	108	"	100	104	100	105	104	
	12	"	"	114	110	138	107	105	126	104	110	123	
27	1	143	"	"	"	82	125	111	132	"	"	189	
	6	"	154	126	"	97	"	140	4	111	135	261	
	12	"	"	137	120	82	143	210	"	130	266	273	
28	1	171	"	"	"	67	"	175	"	"	"	202	
	6	286	160	149	"	93	"	222	"	136	355	382	
	12	428	146	232	169	138	176	257	143	200	621	885	
29	1	"	130	260	210	"	"	280	146	500	639	1206	
	2	"	"	290	"	"	"	257	"	600	"	1088	
	3	"	123	286	200	231	"	"	"	650	"	603	
	4	"	"	"	"	"	"	304	275	"	"	"	
	5	"	"	"	210	298	250	4	"	"	"	806	

# 乙零售物價比

## 恩施零售物價比

民國二十九年五月=100

### 人 食 物 類

日期	米	米	米	麵粉	包谷	黃豆	綠豆	菜油	猪肉	猪肉	猪肉	糖
星期	一等	二等	三等	特等	包谷	黃豆	綠豆	菜油	猪肉	猪肉	猪肉	糖
26	1	84	81	80	100	100	100	100	100	100	100	97
	6	115	117	120	100	100	100	100	100	100	100	103
	12	96	94	93	150	200	150	100	120	100	110	108
27	1	96	97	101	150	200	250	100	120	100	120	102
	6	120	114	112	175	250	300	100	130	127	105	104
	12	120	110	107	200	250	300	120	125	150	159	100
28	1	131	127	123	225	250	300	120	128	167	157	100
	6	227	227	227	300	250	350	200	8	200	207	109
	12	260	240	227	300	400	400	300	125	287	250	174
29	1	263	250	240	700	400	500	300	128	287	250	174
	2	263	250	253	750	600	500	320	128	287	260	183
	3	353	305	267	750	600	600	320	128	333	260	185
	4	472	550	427	750	600	600	350	128	333	260	183
	5	517	66	527	825	700	700	300	128	417	260	183
	6	537	810	800	875	200	700	400	160	417	273	183
	7	837	810	800	1000	700	700	500	160	502	273	183
	8	837	810	800	1000	700	800	600	160	583	273	200
	9	956	915	880	1000	700	800	650	160	583	318	200
	10	956	915	880	1125	900	1000	1000	260	662	318	300
	11	956	915	880	1125	1000	1000	1000	260	833	360	357
	12	1077	1017	1015	1250	1000	1300	1300	260	833	407	471
30	1	1195	1140	1120	1350	1200	1200	1200	260	833	452	491
	2	1195	1180	1100	1350	1200	1400	1400	260	876	452	922
	3	1305	1220	1107	1375	1250	1200	1400	260	976	452	922
	4	1305	1220	1107	1250	1000	1400	1400	260	1000	545	922

2. 衣 着 類

3. 燃 料 類

日 年	月	綿 花	綿 布	木炭	木柴, 洋燭	火柴	
26	1	100	97	95	100	90	100
	6	100	103	111	100	120	100
	12	100	103	118	125	110	100
27	1	140	97	118	100	110	150
	6	140	97	142	100	100	150
	12	110	108	126	125	120	150
28	1	112	108	158	125	120	200
	6	112	119	189	150	120	200
	12	156	129	237	188	260	300
29	1	172	146	237	188	280	300
	2	210	146	276	188	280	400
	3	400	146	316	250	300	400
	4	400	160	316	250	350	400
	5	400	173	375	319	400	500
	6	900	205	395	375	450	500
	7	840	292	474	500	450	500
	8	800	292	632	500	500	500
	9	760	411	789	500	500	750
	10	760	454	947	750	550	250
	11	680	481	1105	750	500	1000
	12	640	413	1105	1000	600	1000
30	1	640	513	1263	1250	600	1700
	2	640	540	1263	1250	600	1700
	3	640	540	1421	1250	600	1200
	4	640	540	1342	525	600	1250

## 4. 雜項類

日期	茶	肥皂	香烟
26/1	100	89	100
6	200	111	100
12	120	155	170
27/1	120	155	110
6	100	199	110
12	120	266	200
28/1	120	288	240
6	280	311	320
12	360	399	530
29/1	400	377	600
2	400	377	600
3	500	377	700
4	500	377	800
5	500	388	800
6	500	388	900
7	500	388	920
8	500	444	1000
9	500	444	1000
10	500	499	1000
11	560	499	1100
12	560	555	1200
30/1	200	555	1200
2	480	611	1200
3	400	611	1260
4	400	677	1260

## 二 利川家畜物價標法

二十五年以前 = 100

### 1. 食 物 類

月 期	米	米	米	麵粉	苞谷	雞蛋	糖	油	菜油	菜油	醬油	鹽
年 別	5年	10年	15年	麵粉	苞谷	雞蛋	糖	油	菜油	菜油	醬油	鹽
26	1	95	95	95	100	95	100	100	100	110	100	100
	3	105	105	105	100	100	100	100	100	105	100	100
	12	99	99	99	100	97	100	100	100	103	100	100
27	1	117	97	93	113	90	111	100	100	103	108	120
	6	99	86	82	113	77	111	100	100	103	108	120
	12	92	93	93	113	85	133	116	117	110	108	135
28	1	95	95	95	113	85	133	131	167	110	115	120
	6	153	154	154	200	126	202	169	233	236	239	160
	12	224	193	175	313	156	333	400	300	440	450	200
29	1	243	229	211	313	200	333	400	300	440	450	173
	2	262	267	262	313	240	333	400	300	450	470	170
	3	299	286	272	313	240	333	400	250	500	510	260
	4	449	438	427	344	400	444	563	350	720	760	260
	5	430	417	408	500	360	444	813	417	790	800	164
	6	411	400	388	438	755	444	813	417	830	85	164
	7	522	533	504	500	520	444	750	417	900	920	205
	8	561	552	544	500	540	556	875	417	930	946	205
	9	561	552	544	500	540	667	875	517	930	946	256
	10	766	762	738	500	752	889	875	517	930	946	419
	11	841	838	816	500	1078	1112	875	667	949	987	513
	12	1157	1086	1049	500	1031	1667	1000	1000	1127	1320	513
30	1157	1086	1049	500	1031	1667	1000	1000	1127	1320	513	



2. 衣著類

3. 燃料類

月	期	棉花	棉布	木炭	木料	洋燭	火柴
26	1	100	100	100	100	100	86
	6	100	100	100	100	100	114
	12	100	100	100	100	111	143
27	1	109	100	111	108	100	131
	6	109	100	89	92	83	200
	12	113	133	111	108	100	240
28	1	109	123	133	123	100	240
	6	129	200	144	122	100	269
	12	104	267	278	52	183	457
29	1	122	267	278	152	200	486
	2	122	250	228	152	233	486
	3	144	300	244	152	227	457
	4	218	417	333	231	267	686
	5	226	417	400	231	333	1429
	6	226	533	400	233	388	1429
	7	417	933	489	308	388	1429
	8	304	833	533	308	388	1429
	9	269	250	556	308	388	1429
	10	341	833	833	315	500	1429
	11	292	250	1111	269	555	1429
	12	313	833	1556	892	611	1429
30	1	304	833	1556	862	666	1486

### 4. 煤項類

日期		桐油	茶	肥皂	香烟
年	月				
26	1	1.00	1.00	95	1.00
	6	1.00	1.00	111	1.00
	12	1.05	1.00	118	1.12
27	1	1.10	1.20	126	1.12
	6	1.10	1.20	134	1.20
	12	1.25	1.20	142	1.36
28	1	1.25	1.40	159	1.36
	6	1.25	1.40	189	1.40
	12	2.00	2.40	216	2.40
29	1	2.00	3.00	216	2.60
	2	2.00	3.00	255	2.80
	3	2.00	4.50	395	3.00
	4	2.00	4.00	395	3.20
	5	2.10	5.00	395	3.20
	6	2.50	5.00	395	3.20
	7	2.60	5.00	474	3.40
	8	2.50	5.00	632	3.60
	9	2.25	5.00	632	3.60
	10	2.25	5.00	632	4.00
	11	2.10	5.00	632	4.00
	12	3.50	5.60	663	3.20
30	1	3.50	5.60	663	1.220

### 三、重要零售物價比

二〇二〇年 = 100

### 食糧類

期別	米	菜	菜	麵粉	雞蛋	猪肉	糖	油	豆油	鹽	鈔
年月	等	種	種								
1	110	105	100	100	100	100	99	100	98	99	100
6	80	87	100	100	102	100	102	100	100	102	100
10	79	73	100	120	102	117	124	107	113	110	97
11	102	77	111	120	102	127	117	107	113	110	100
2	102	92	111	115	61	127	135	107	120	116	108
12	102	97	111	120	107	133	150	107	129	132	100
1	130	143	156	180	112	150	150	129	130	132	132
1	190	213	211	190	66	150	165	116	155	113	198
1	205	203	233	350	203	167	227	110	165	182	244
2	205	203	233	400	178	67	256	116	155	182	244
2	220	219	256	400	178	167	256	110	155	182	244
3	220	219	256	400	178	167	380	110	155	182	244
4	220	219	256	690	163	167	468	110	170	193	317
5	263	259	333	500	229	267	498	214	170	283	317

2 衣著類 雜類 4 雜項類

日期	期月	棉花	棉布	綢	炭	茶	肥皂	香燭
26	1	90	100	96	100	100	100	94
	6	105	100	108	100	100	100	112
	12	120	100	120	110	116	120	131
27	1	135	163	132	100	114	120	169
	6	150	106	14	100	133	140	204
	12	150	186	204	120	133	300	300
28	1	156	200	216	120	149	300	300
	6	195	213	228	140	158	400	375
	12	300	1312	300	100	332	400	844
29	1	360	1657	300	300	332	400	1219
	2	300	1657	300	300	332	400	1125
	3	300	229	300	300	332	400	750
	4	660	400	324	300	332	400	750
	5	660	400	324	350	498	400	562

寶

價

# 甲 躉售實價

## 一 應施躉售物品實價

### 食物類 (單位:元)

日期	米 <sub>上</sub>	米 <sub>中</sub>	米 <sub>下</sub>	麵粉	苞谷	黃豆	雜豆	猪肉	菜油	醬油	鹽	糖	
年 月	每百斤	每百斤	每百斤	每百斤	每百斤	每百斤	每百斤	每百斤	每百斤	每百斤	每百斤	每百斤	
26	1	3.20	2.90	2.70	2.70	1.80	1.80	12.00	12.00	4.70	22.00	21.50	32.00
	2	3.20	2.90	2.70	2.70	1.80	1.80	12.00	12.00	4.70	22.00	21.50	32.00
	3	3.70	3.50	3.20	3.70	1.80	1.80	12.00	12.00	4.70	22.00	21.50	32.00
	4	4.20	3.90	3.70	3.70	1.80	1.80	12.00	12.00	4.70	22.00	21.50	32.00
	5	4.50	4.30	4.10	3.70	1.80	1.80	12.00	12.00	4.70	22.00	21.50	32.00
	6	4.50	4.30	4.10	3.70	1.80	1.80	12.00	12.00	4.70	22.00	21.50	32.00
	7	4.50	4.30	4.10	3.70	1.80	2.70	12.00	12.00	4.70	22.00	21.50	32.00
	8	3.50	3.35	3.20	3.70	2.70	2.70	12.00	12.00	4.70	22.00	21.50	32.00
	9	3.20	3.00	2.70	3.70	2.70	2.70	12.00	12.00	4.70	22.00	21.50	32.00
	10	3.20	3.00	2.70	4.70	2.70	2.70	12.00	12.00	4.70	22.00	21.50	32.00
	11	3.50	3.20	3.00	4.70	3.60	2.70	12.00	12.00	4.70	22.00	21.50	32.00
	12	3.70	3.40	3.20	4.70	3.60	4.60	12.00	12.00	4.70	22.00	21.50	32.00
27	1	3.70	3.70	3.70	3.70	3.60	4.60	12.00	12.00	4.70	22.00	21.50	32.00
	2	4.20	3.80	3.50	3.70	4.70	4.60	9.00	12.00	4.70	22.00	21.50	32.00
	3	4.70	4.20	4.00	4.80	4.70	4.60	9.00	12.00	4.70	22.00	21.50	32.00
	4	4.70	4.20	4.00	4.80	4.70	4.60	10.00	12.00	4.70	22.00	21.50	32.00
	5	4.70	4.20	4.00	4.80	3.60	4.60	10.00	12.00	4.70	22.00	21.50	32.00
	6	4.70	4.20	4.00	4.80	3.60	4.60	10.00	12.00	4.70	22.00	21.50	32.00
	7	4.70	4.20	4.00	4.80	3.60	4.60	12.00	12.00	4.70	22.00	21.50	32.00
	8	4.20	3.70	3.30	4.80	3.60	4.60	12.00	12.00	4.70	22.00	21.50	32.00
	9	3.70	3.30	3.30	4.80	4.70	4.60	12.00	12.00	4.70	22.00	21.50	32.00
	10	3.70	3.30	3.30	4.80	4.70	4.60	10.00	12.00	4.70	22.00	21.50	32.00
	11	4.70	3.80	3.20	4.80	4.70	4.60	11.50	12.00	4.70	22.00	21.50	32.00
	12	4.70	4.20	3.70	4.70	4.70	4.60	11.50	12.00	4.70	22.00	21.50	32.00

(續前)

日期	米上	米中	米下	麵粉	包谷	黃豆	雞蛋	猪肉	菜油	醬油	鹽	糖
29	1 520	480	440	370	470	560	1450	28.00	61.00	32.00	21.00	52.50
	2 520	550	520	880	470	560	11.50	24.00	61.00	36.80	21.00	61.00
	3 750	700	670	880	470	670	9.50	24.00	61.00	36.80	21.00	61.00
	4 850	800	770	850	470	670	14.20	22.00	61.00	41.00	21.00	61.00
	5 850	800	770	960	470	670	15.20	22.00	61.00	41.00	21.00	62.00
	6 900	850	820	1150	470	670	19.00	22.00	61.00	42.30	21.00	62.00
	7 750	710	670	1340	470	670	19.00	25.00	61.00	44.60	28.00	76.50
	8 750	710	670	1920	540	750	19.00	28.00	61.00	50.00	28.00	76.50
	9 770	720	700	2150	570	760	19.00	28.00	61.00	49.00	30.00	82.00
	10 770	720	700	2150	670	760	19.00	30.00	61.00	49.00	31.00	86.00
	11 770	720	700	2350	670	760	18.50	32.00	61.00	49.00	32.00	95.00
	12 820	770	750	2600	770	760	18.50	32.00	61.00	50.00	32.00	104.00
29	1 870	850	830	2600	770	760	29.50	32.00	61.00	51.00	32.00	123.00
	2 1020	900	870	2750	10.00	760	30.50	32.00	61.00	52.00	38.00	132.00
	3 1020	10.00	970	2750	10.00	760	30.50	40.00	61.00	52.00	38.00	132.00
	4 1700	1550	1450	2750	12.50	760	32.00	40.00	61.00	52.00	38.00	142.00
	5 2700	2300	2100	2250	12.00	850	28.00	50.00	61.00	52.00	38.00	152.00
	6 3200	3000	2800	2250	12.00	850	28.00	50.00	75.00	56.00	38.00	157.00
	7 3200	3000	2800	3750	16.00	950	38.00	65.00	75.00	56.00	38.00	172.00
	8 3200	3000	2800	3750	16.00	760	48.00	70.00	75.00	61.00	46.00	192.00
	9 3700	3700	3100	3750	16.00	760	63.00	70.00	75.00	65.00	46.00	192.00
	10 3700	3300	3100	4150	16.00	850	82.00	80.00	123.00	65.00	40.00	192.00
	11 3700	3300	3100	4150	16.00	920	95.00	108.00	123.00	75.00	145.00	256.00
	12 4200	4000	3800	4700	19.50	13.00	95.00	150.00	123.00	85.00	157.00	270.00
30	1 4700	4500	4300	4700	19.50	19.00	92.00	110.00	123.00	95.00	157.00	308.00
	2 4700	4500	4300	5200	22.00	20.00	100.00	110.00	122.00	95.00	212.00	300.00
	3 4700	5050	4500	5200	22.00	21.50	120.00	110.00	130.00	95.00	212.00	300.00
	4 4500	4200	4000	5000	20.00	21.00	100.00	120.00	150.00	100.00	217.00	350.00

說明：表內實價係每月十五日之價格，以下各表同。

2. 衣着類 單位:元

日期	26				日期	27				日期	28			
	月	每百斤	每百斤	每尺		月	每百斤	每百斤	每尺		月	每百斤	每百斤	每尺
	1	26	105	1.8	1	50	105	1.6	1	300	500	2.6	150	
	2	26	105	1.8	2	50	110	1.8	2	300	500	2.6	170	
	3	26	105	1.8	3	50	110	1.8	3	300	500	2.6	180	
	4	26	105	1.8	4	50	110	1.8	4	300	500	2.6	180	
	5	26	105	1.8	5	50	110	1.8	5	300	500	2.6	180	
	6	26	105	1.8	6	50	110	1.8	6	300	500	2.6	180	
	7	26	105	1.8	7	50	110	1.8	7	300	500	2.6	180	
	8	26	105	1.8	8	50	110	1.8	8	300	500	2.6	180	
	9	26	105	1.8	9	50	110	1.8	9	300	500	2.6	180	
	10	26	105	1.8	10	50	110	1.8	10	300	500	2.6	180	
	11	26	105	1.8	11	50	110	1.8	11	300	500	2.6	180	
	12	26	105	1.8	12	50	110	1.8	12	300	500	2.6	180	
	1	27	105	1.8	1	50	110	1.8	1	300	500	2.6	180	
	2	27	105	1.8	2	50	110	1.8	2	300	500	2.6	180	
	3	27	105	1.8	3	50	110	1.8	3	300	500	2.6	180	
	4	27	105	1.8	4	50	110	1.8	4	300	500	2.6	180	
	5	27	105	1.8	5	50	110	1.8	5	300	500	2.6	180	
	6	27	105	1.8	6	50	110	1.8	6	300	500	2.6	180	
	7	27	105	1.8	7	50	110	1.8	7	300	500	2.6	180	
	8	27	105	1.8	8	50	110	1.8	8	300	500	2.6	180	
	9	27	105	1.8	9	50	110	1.8	9	300	500	2.6	180	
	10	27	105	1.8	10	50	110	1.8	10	300	500	2.6	180	
	11	27	105	1.8	11	50	110	1.8	11	300	500	2.6	180	
	12	27	105	1.8	12	50	110	1.8	12	300	500	2.6	180	
	1	28	105	1.8	1	50	110	1.8	1	300	500	2.6	180	
	2	28	105	1.8	2	50	110	1.8	2	300	500	2.6	180	



### 3. 燃料類

日期		木炭	木柴	煤油	洋燭	火柴	日期		木炭	木柴	煤油	洋燭	火柴	
年	月	每斤	每斤	每箱	每箱	每箱	年	月	每斤	每斤	每箱	每箱	每箱	
28	1	1.20	.80	9.50	22.00	2.10	28	3	2.40	1.00	14.00	27.00	4.30	
	2	1.20	.80	9.50	22.00	2.10		4	2.40	1.20	15.00	27.00	4.30	
	3	1.20	.80	9.50	22.50	2.10		5	2.40	1.20	15.00	27.00	4.30	
	4	1.20	.80	9.00	22.50	2.10		6	2.40	1.20	15.00	27.00	4.30	
	5	1.40	.80	9.00	22.50	2.10		7	2.40	1.20	16.00	27.00	5.40	
	6	1.40	.90	9.00	27.00	2.10		8	2.80	1.50	28.00	27.00	5.40	
	7	1.40	.90	9.00	27.00	2.10		9	3.00	1.50	52.00	27.00	5.40	
	8	1.40	.90	10.00	27.00	2.10		10	3.00	1.50	52.00	27.00	5.40	
	9	1.40	1.00	10.00	27.00	2.10		11	3.00	1.50	52.00	27.00	5.70	
	10	1.40	1.00	11.00	28.00	2.10		12	3.00	1.70	52.00	27.00	5.70	
	11	1.50	1.00	12.00	28.00	2.10		29	1	3.00	1.50	28.00	27.00	5.70
	12	1.50	1.00	12.00	22.50	2.10			2	3.50	1.50	8.00	22.00	5.80
29	1	1.50	.80	12.00	22.50	3.20	3		3.50	2.00	10.00	22.00	8.80	
	2	1.50	.80	12.00	22.50	3.20	4		4.00	2.00	10.00	78.00	8.80	
	3	1.60	1.00	12.00	23.00	3.20	5		5.00	2.50	12.00	88.00	10.20	
	4	1.60	.80	13.00	23.00	3.20	6		5.00	3.00	15.00	88.00	10.20	
	5	1.60	.80	13.00	23.00	3.20	7		6.00	4.00	18.00	78.00	10.20	
	6	1.80	.80	13.00	23.00	3.20	8		8.00	4.00	20.00	105.00	10.20	
	7	1.80	.80	13.00	25.00	3.20	9		10.00	4.00	22.00	105.00	17.20	
	8	1.80	.80	13.00	25.00	3.20	10		12.00	5.00	27.00	107.00	17.20	
	9	2.00	.80	13.00	25.00	3.20	11		14.00	5.00	27.00	107.00	21.50	
	10	2.00	.80	13.00	25.00	3.20	12		14.00	8.00	28.00	122.00	21.50	
	11	2.00	1.00	14.00	27.00	3.20	30	1	16.00	10.00	24.00	122.00	24.00	
	12	2.00	1.00	14.00	27.00	3.20		2	16.00	10.00	25.00	122.00	24.00	
28	1	2.40	1.00	14.00	27.00	4.30		3	18.00	11.00	28.00	122.00	27.00	
	2	2.40	1.00	14.00	27.00	4.30		4	17.00	12.00	28.00	122.00	27.00	

4. 建築材料類

5. 雜項類

日期	石灰	磚	瓦	桐油	茶	梘子	漆	猪鬃	肥皂	香烟
年 月 日	每斤	每千塊	每千塊	每百斤	每百斤	每百斤	每百斤	每百斤	每箱	每條
1	5.00	5.50	3.50	22.40	26.00	3.00	35.00	30.00	24.0	4.50
2	5.50	5.50	3.70	"	"	3.40	"	"	"	"
3	5.50	7.00	4.00	"	"	3.60	"	40.00	"	"
4	6.00	7.00	4.20	27.50	"	4.00	40.00	"	"	"
5	6.00	8.00	5.00	"	"	4.00	40.00	50.00	7.50	"
6	7.00	9.00	"	21.00	"	3.00	50.00	"	"	"
7	7.50	10.00	"	"	50.00	5.00	55.00	70.00	"	"
8	8.00	"	"	25.00	"	6.00	60.00	"	"	"
9	7.00	"	"	"	"	6.00	70.00	"	11.50	"
10	7.00	"	"	"	"	6.50	"	"	"	"
11	10.00	"	"	"	"	7.00	80.00	100.00	8.50	"
12	10.00	11.00	"	27.00	35.00	7.50	"	"	"	"
1	11.00	"	"	"	"	8.00	"	120.00	"	9.00
2	"	"	"	28.00	"	"	70.00	"	12.50	"
3	"	"	"	"	"	"	"	100.00	"	"
4	"	"	"	30.00	"	"	"	"	16.70	"
5	12.00	"	"	"	22.00	"	"	150.00	"	"
6	"	13.00	"	31.00	"	8.50	"	170.00	"	"
7	"	"	"	30.00	"	8.80	"	160.00	17.00	"
8	12.00	14.00	"	33.00	"	"	"	"	"	"
9	"	"	"	32.00	"	"	"	"	"	"
10	"	14.50	6.00	"	"	9.00	"	"	20.50	"
11	"	"	"	35.00	37.00	"	"	"	"	21.0
12	"	"	"	"	"	"	"	"	22.00	"
1	"	"	"	"	"	"	100.00	100.00	24.00	22.00
2	"	15.00	10.50	32.00	"	"	"	"	26.00	22.00



## 二. 利川蠶焦物品實價

### 1. 食物類

單位：元

日期	米	米	米	麵粉	包谷	雞蛋	豬肉	糖	菜油	菜油	醬油	蠶	
	每石	每石	每石	每石	每石	每百個	每斤	每斤	每斤	每斤	每斤	每斤	
26	1	5.00	2.90	2.80	15.00	3.30	0.80	10.00	30.00	20.00	66.00	38.00	22.00
	2	5.10	5.00	4.90	"	"	"	"	"	"	"	"	"
	3	5.20	5.10	5.00	"	"	"	"	"	"	"	"	"
	4	5.30	5.20	5.10	"	"	"	"	"	"	"	"	"
	5	5.40	5.30	5.20	"	"	"	"	"	"	"	"	"
	6	5.70	5.20	5.30	"	"	"	"	"	"	"	"	"
	7	5.00	4.90	4.80	"	3.00	"	"	"	"	"	"	"
	8	5.10	5.00	4.90	"	"	"	"	"	"	"	"	"
	9	5.20	5.10	5.00	"	3.30	"	"	"	"	"	"	"
	10	"	"	"	"	"	"	"	"	"	"	"	"
	11	"	"	"	"	"	"	"	"	"	"	"	"
	12	"	"	"	"	"	"	"	"	"	"	"	"
27	1	6.00	5.00	4.50	15.50	3.00	"	"	21.10	"	20.00	21.00	21.00
	2	6.10	5.10	4.70	"	"	"	"	"	25.00	"	"	"
	3	6.20	5.20	4.80	"	3.10	"	"	"	"	"	"	"
	4	6.40	5.45	4.95	"	3.60	"	"	"	"	"	"	"
	5	6.30	5.65	5.05	"	3.50	"	"	"	"	"	"	"
	6	6.50	6.20	6.10	"	3.20	"	"	23.00	"	"	"	"
	7	6.30	6.11	6.00	"	"	"	"	"	22.00	"	"	"
	8	6.20	6.10	6.00	"	"	"	"	"	"	"	"	"
	9	6.05	6.37	6.50	"	"	7.00	12.00	35.00	"	"	"	25.00
	10	6.50	6.35	6.25	"	3.10	"	"	24.00	"	"	"	"
	11	6.60	6.51	6.37	"	"	"	"	25.00	"	"	"	"
	12	6.80	6.60	6.50	"	3.20	"	"	"	23.00	"	"	"

(續前)

日期	米 <sub>工</sub>	米 <sub>中</sub>	米 <sub>下</sub>	麵粉	白谷	鷄蛋	猪肉	糖	菜油	蔴油	醬油	鹽	
28	1	5.10	5.00	4.95	16.00	3.30	1.50	18.00	4.00	27.00	7.20	4.00	24.00
	2	5.80	5.70	5.65	"	3.70	"	"	"	"	"	"	26.00
	3	6.10	6.30	6.25	17.70	4.50	1.30	20.00	5.20	30.00	8.20	4.50	27.00
	4	6.70	6.60	6.55	"	4.60	"	"	5.00	"	8.60	"	"
	5	8.20	8.10	8.05	"	6.70	"	"	"	"	"	"	"
	6	8.15	8.05	8.00	18.00	"	"	24.00	"	"	"	5.20	36.00
	7	8.10	8.00	7.95	"	"	"	"	"	"	"	"	"
	8	11.00	9.70	8.50	25.80	7.00	1.70	27.50	4.20	"	8.60	4.60	27.00
	9	7.00	6.50	6.30	27.00	4.50	2.20	30.00	3.00	11.00	8.80	4.80	30.00
	10	"	"	"	"	"	2.00	3.00	"	4.50	"	"	30.00
	11	9.00	8.50	7.70	4.00	7.00	"	3.00	"	5.00	8.20	3.00	30.00
	12	11.00	9.80	8.80	22.00	5.60	2.00	35.00	10.00	28.00	8.80	4.50	39.00
29	1	12.50	11.50	10.50	"	8.80	"	"	7.20	9.30	4.90	4.90	37.00
	2	14.00	13.50	13.00	"	8.00	"	"	7.60	9.60	5.50	"	"
	3	15.00	14.00	13.00	"	"	2.00	29.00	"	5.20	9.00	4.80	5.10
	4	23.00	22.00	21.00	46.00	16.00	5.30	22.00	16.00	"	"	"	"
	5	22.00	21.00	20.00	70.00	15.00	3.50	28.00	22.00	5.60	11.50	6.00	"
	6	21.00	20.00	19.00	58.70	14.00	3.80	"	"	7.70	11.60	"	"
	7	28.00	27.00	26.00	65.70	12.00	"	25.00	"	16.00	7.60	7.60	62.00
	8	27.00	26.00	25.00	"	15.00	4.70	"	26.00	"	"	"	18.00
	9	"	"	"	"	16.00	5.00	6.00	"	"	"	7.60	87.00
	10	40.00	39.00	38.00	"	17.00	6.00	6.00	"	8.20	"	14.00	"
	11	44.00	43.00	41.00	"	22.00	8.00	7.00	"	8.60	"	18.00	100.00
	12	62.00	57.00	54.00	"	30.00	15.00	12.00	30.00	16.00	"	20.00	170.00
30	1	"	"	"	"	"	"	"	"	"	"	"	"

說明：表內實價在廿八年六月以前者，係每月十五日之價格，二十八年六月以後則係以每月接近月半一週星期三之價格代表全月，以下各表同。

2. 衣着類

3. 燃料類

日期		棉花	棉布	蔴	木炭	木柴	洋燭	火柴
年	月	每百斤	每元	每市担	每百斤	每百斤	每包	每包
26	1	110.00	1.70	10.00	.90	.65	1.00	.15
	2	"	"	"	"	"	"	"
	3	"	"	"	"	"	"	"
	4	"	"	"	"	"	"	.20
	5	"	"	"	"	"	"	"
	6	"	"	"	"	"	"	"
	7	"	"	"	"	"	"	"
	8	"	"	"	"	"	1.20	"
	9	"	"	"	"	"	"	"
	10	"	"	"	"	"	"	.55
	11	"	"	"	"	"	"	"
	12	"	"	"	"	"	"	"
27	1	120.00	1.30	12.00	1.00	.70	1.00	.30
	2	"	"	"	"	"	"	.32
	3	"	"	"	"	"	"	"
	4	"	"	"	"	"	.90	"
	5	"	"	"	"	"	"	.35
	6	"	"	"	.80	.60	"	"
	7	"	"	"	"	"	"	.20
	8	"	"	"	"	"	1.00	"
	9	127.00	.206	"	.90	.70	"	"
	10	"	"	"	.95	"	"	"
	11	"	"	"	.96	"	"	"
	12	"	"	"	1.02	"	"	"

(續前)

(續前)

日期	棉花	棉布	蔴	木炭	木柴	洋燭	火柴	
28	1	120.00	1.80	12.00	1.20	.80	1.00	.20
	2	"	2.30	"	"	"	"	"
	3	"	"	"	1.30	"	"	.45
	4	"	"	"	"	"	"	"
	5	130.00	2.50	13.00	"	"	"	"
	6	"	"	"	"	"	"	"
	7	"	"	"	"	"	"	"
	8	85.00	3.50	24.00	1.25	.75	1.10	.50
	9	80.00	3.70	"	1.20	.70	1.20	.25
	10	90.00	3.20	"	1.60	.74	1.20	.3
	11	"	"	23.00	2.00	1.00	"	.67
	12	"	"	"	2.50	"	1.90	.75
29	1	"	4.00	"	2.20	"	2.10	.80
	2	"	4.60	24.00	2.00	"	2.40	"
	3	"	5.00	"	2.20	"	2.80	"
	4	110.00	7.20	48.00	3.00	1.50	"	1.20
	5	200.00	"	100.00	3.60	"	"	2.50
	6	220.00	9.60	120.00	"	1.80	3.40	"
	7	330.00	16.50	160.00	4.20	2.00	"	"
	8	340.00	24.00	"	4.80	"	4.00	"
	9	300.00	22.00	240.00	5.00	"	"	"
	10	380.00	24.00	"	7.20	3.60	5.00	"
	11	328.00	22.00	200.00	9.00	4.50	"	"
	12	360.00	27.10	180.00	12.00	5.80	6.00	"
30	1	350.00	"	"	"	5.60	"	

4. 建築材料類

5. 雜項類

日期	石灰		磚	瓦	桐油		漆		牛皮	豬鬃	肥皂	香烟
	每百斤	每塊			每百斤	每斤	每百斤	每斤				
	90		16.00	19.00	06.00	5.00	5.00	15.80	18.00	15.20	12.00	
2	"	"	"	"	"	"	"	"	"	"	"	
3	"	"	"	"	"	"	"	"	"	"	"	
4	"	"	"	"	"	"	"	"	"	"	"	
5	"	"	"	"	"	"	"	"	"	"	"	
6	"	"	"	"	"	"	"	"	"	"	"	
7	"	"	"	20.00	"	"	"	"	17.20	"	"	
8	"	"	"	"	"	6.20	"	"	"	"	"	
9	"	"	"	"	"	"	"	7.00	"	"	"	
10	"	"	"	"	"	"	"	"	"	16.00	"	
11	"	"	"	"	"	"	"	"	"	"	"	
12	"	"	"	"	"	7.00	33.00	"	20.00	"	17.00	
27	90	22.00	18.00	21.00	7.00	"	"	15.00	"	"	"	
2	"	"	"	"	"	"	"	"	"	"	"	
3	"	"	20.00	"	"	"	"	"	"	"	"	
4	"	26.00	22.00	"	"	"	"	"	22.00	"	12.00	
5	"	"	"	"	"	8.00	10.00	6.00	"	"	"	
6	"	27.00	"	"	"	"	"	"	25.00	"	"	
7	"	28.00	24.00	22.00	"	"	"	"	"	"	"	
8	"	"	25.00	"	"	"	"	"	"	"	"	
9	"	29.00	"	"	"	7.00	"	"	25.00	17.00	"	
10	"	"	26.00	"	"	"	"	"	"	"	"	
11	"	"	28.00	"	"	"	"	"	"	"	16.00	
12	"	"	"	"	23.00	"	"	"	27.00	"	"	



續前

(續前)

	白朗	石灰	磚	瓦	相油	茶	糖	漆	牛皮	蔴	肥皂	香烟
28	1	1.00	300.00	25.00	27.50	102.00	15.00	60.00	22.00	27.50	17.00	16.00
		"	"	31.00	"	"	"	72.00	"	"	"	"
	3	"	320.00	32.00	"	"	"	"	"	"	18.00	"
	4	1.10	330.00	34.00	"	"	"	"	21.00	29.00	"	"
	5	"	350.00	"	"	"	"	"	"	"	"	"
	6	"	"	38.00	"	"	"	80.00	"	"	"	17.00
	7	1.20	360.00	40.00	22.00	"	"	"	22.00	30.00	"	"
	8	"	"	"	30.00	"	"	"	"	"	"	"
	9	"	"	"	32.00	107.00	15.00	110.00	27.00	32.00	22.00	19.00
	10	"	"	"	48.00	102.00	18.00	131.00	27.50	25.00	"	"
	11	"	"	"	42.00	"	"	151.00	35.00	"	25.00	"
	12	"	"	"	"	120.00	"	130.00	25.00	"	20.00	28.00
29	1	1.60	"	"	"	160.00	"	"	"	37.00	36.00	32.00
	2	1.80	"	38.00	"	"	20.00	22.00	"	26.00	25.00	35.00
	3	2.50	460.00	40.00	"	210.00	20.00	"	28.00	27.00	50.00	37.00
	4	2.40	450.00	60.00	"	280.00	"	"	25.00	25.00	55.00	38.00
	5	"	200.00	80.00	44.00	25.00	37.00	200.00	"	"	65.00	24.00
	6	3.00	1200.00	100.00	28.00	22.00	42.00	"	22.00	"	70.00	28.00
	7	4.20	1500.00	150.00	50.00	280.00	"	"	25.00	60.00	75.00	29.00
	8	5.00	1800.00	175.00	48.00	210.00	25.00	150.00	"	"	80.00	23.00
	9	"	2000.00	200.00	45.00	"	48.00	120.00	25.00	270.00	"	"
	10	"	"	"	"	"	52.00	200.00	"	210.00	"	28.00
	11	8.00	"	"	45.00	"	40.00	"	25.00	99.00	25.00	52.00
	12	12.00	2800.00	270.00	70.00	280.00	"	210.00	105.00	1700.00	90.00	22.00
30	1	"	"	220.00	"	"	43.00	"	15.00	1350.00	80.00	90.00

### 三. 宜昌運售物品實價

#### 1. 食物類

單位：元

日期	米 <sub>上</sub>	米 <sub>中</sub>	米 <sub>下</sub>	麵粉	雞蛋	猪肉	糖	醬油	蔴油	鹽	包谷	
年 月	每担	每担	每担	每袋	每百枚	每百斤	每百斤	每百斤	每百斤	每百斤	每百斤	
26	1	7.50	6.50	4.50	3.70	2.00	30.00	27.00	8.00	38.00	18.00	2.10
	2	"	"	"	"	"	"	"	37.00	"	"	"
	3	"	"	"	"	"	"	"	38.00	"	"	"
	4	"	"	"	1.95	"	27.50	"	39.00	"	"	"
	5	5.70	5.50	"	3.80	"	"	"	"	"	"	"
	6	"	"	"	4.00	"	28.00	"	40.00	"	"	"
	7	"	"	"	4.10	1.30	35.00	"	"	19.00	"	"
	8	"	"	"	4.20	1.50	28.50	"	"	"	"	"
	9	5.00	4.50	"	"	"	"	"	41.00	"	3.98	"
	10	"	"	"	4.30	1.70	29.50	"	42.00	2.00	"	"
	11	"	"	"	"	1.90	32.00	"	"	"	"	"
	12	"	"	"	"	2.00	30.00	9.00	44.00	"	"	"
27	1	7.00	6.00	3.80	"	"	30.00	9.50	50.00	"	2.10	"
	2	"	"	"	4.40	1.80	37.00	"	"	"	"	"
	3	"	"	"	4.50	"	35.00	"	"	"	"	"
	4	"	"	"	"	1.60	36.00	"	"	"	4.03	"
	5	"	"	"	4.60	"	38.00	"	"	2.10	"	"
	6	"	"	"	4.70	1.50	41.00	"	"	"	"	"
	7	"	"	"	5.80	1.30	38.50	"	"	"	"	4.59
	8	"	"	"	5.90	1.50	43.00	"	51.00	2.00	"	"

(續前)

日期	米 <sub>上</sub>	米 <sub>中</sub>	米 <sub>下</sub>	麵粉	雞蛋	猪肉	糖	醬油	麻油	鹽	包谷	
27	9	7.00	6.00	9.00	6.20	160	38.50	42.00	9.80	54.00	32.00	4.77
	10	"	"	"	6.80	2.00	"	47.00	"	"	33.50	"
	11	"	"	"	7.40	2.50	"	46.00	"	"	"	"
	12	"	"	"	"	"	"	48.00	"	5.00	2.00	4.92
28	1	9.00	8.50	7.00	7.90	2.00	35.00	34.00	12.00	"	25.00	5.41
	2	10.00	9.50	8.00	8.30	2.00	"	35.00	"	"	"	6.31
	3	13.00	10.00	7.50	8.50	1.80	"	38.00	"	"	"	7.63
	4	12.00	10.50	8.50	"	160	"	"	16.00	5.00	25.00	7.59
	5	10.00	"	7.50	"	140	"	"	"	2.00	6.00	7.05
	6	13.00	10.50	7.50	8.60	1.50	"	45.00	"	60.00	"	8.00
	7	12.00	11.50	8.50	"	150	"	40.00	"	6.00	"	7.59
	8	"	"	"	8.70	180	"	50.00	"	12.00	"	7.18
	9	"	"	"	"	"	"	"	"	"	"	"
	10	"	10.00	7.50	10.20	2.80	"	47.00	"	55.00	31.00	6.50
	11	12.50	11.50	7.50	12.50	3.50	50.00	48.00	"	60.00	25.00	10.00
	12	12.00	12.50	10.50	"	300	"	60.00	"	60.00	"	"
29	1	"	"	"	10.00	3.00	"	70.00	"	60.00	"	9.50
	2	15.00	13.50	11.50	"	"	"	"	"	"	"	"
	3	"	"	"	16.00	"	"	100.00	"	"	"	10.00
	4	"	"	"	27.00	"	80.00	108.00	"	60.00	35.00	13.00
	5	18.00	16.00	15.00	20.00	3.90	"	"	30.00	"	"	"

說明：表內實價在廿八年九月前，係每月十五日之價格，廿八年九月以後則以每月接近月半一週星期三之價格代表全月，以下各表同。

2. 衣着類

3. 燃料類

日期	棉花	棉紗	棉布	蔴	煤	木炭	木柴	煤油	洋燭	火柴	
	每百斤	每百斤	每尺	每百斤	每公噸	每百斤	每百斤	每听	每箱	每打	
26	1	32.00	32.00	1.10	23.00	8.50	2.00	0.60	5.20	4.30	1.05
	2	32.00	32.00	"	"	"	"	"	"	"	"
	3	32.00	32.00	"	23.50	"	"	"	"	"	"
	4	33.00	35.00	1.20	"	"	"	"	"	"	"
	5	35.00	36.00	"	24.00	"	"	"	"	"	"
	6	"	"	1.30	"	8.80	"	"	"	"	1.30
	7	"	"	"	"	"	2.10	"	"	"	"
	8	35.00	39.00	"	"	9.00	"	"	"	"	"
	9	39.00	41.00	1.50	24.50	9.50	"	"	"	4.80	"
	10	42.50	42.00	1.70	"	"	"	"	"	5.60	1.50
	11	"	"	1.80	25.00	10.00	"	"	5.80	"	"
	12	"	48.00	2.00	"	10.50	"	"	"	"	"
27	1	42.00	50.00	1.10	23.00	"	"	0.65	"	6.00	1.70
	2	41.00	"	"	"	11.00	"	"	"	"	"
	3	"	"	"	23.50	"	"	"	8.00	7.00	"
	4	"	"	1.20	"	11.50	"	"	"	"	"
	5	"	"	"	24.00	"	2.30	"	7.20	8.00	"
	6	45.00	"	1.30	"	12.00	"	"	"	"	2.10
	7	"	50.50	"	"	"	2.20	0.80	10.20	7.00	"
	8	47.00	55.00	"	"	15.00	"	"	"	"	"

(續前)

(續前)

日期	棉花	棉紗	棉布	蔴	煤	木炭	木柴	煤油	洋燭	火柴	
27	9	54.00	53.00	1.50	24.50	18.00	2.10	0.80	12.00	12.50	2.10
	10	"	55.00	1.70	"	20.00	"	"	"	"	2.80
	11	"	56.00	1.80	2.50	22.00	"	"	17.60	17.60	"
	12	"	58.00	2.00	"	24.00	"	"	18.80	17.50	"
28	1	52.00	85.00	2.20	"	21.50	"	"	27.60	"	3.20
	2	"	86.00	"	"	"	2.50	"	28.30	21.20	"
	3	53.00	"	2.10	"	"	"	"	"	"	"
	4	54.00	"	2.20	"	22.00	"	"	27.60	17.50	"
	5	56.00	88.00	2.40	2.60	"	2.60	"	"	"	"
	6	65.00	"	2.60	2.70	"	2.70	"	"	15.00	4.20
	7	68.00	110.00	2.80	2.80	23.00	2.80	1.00	"	12.50	"
	8	75.00	105.00	2.70	3.00	"	3.50	"	27.00	17.00	"
	9	80.00	155.00	2.90	3.20	23.50	4.50	"	32.00	24.00	"
	10	85.00	160.00	2.00	3.80	25.00	"	"	—	30.00	5.80
	11	100.00	"	1.80	3.70	"	"	1.20	—	35.00	5.50
	12	128.00	"	"	4.10	25.00	8.00	1.40	—	45.00	5.20
29	1	128.00	—	2.00	"	4.00	6.00	"	75.00	"	6.80
	2	"	—	"	"	"	"	"	44.00	"	"
	3	"	225.00	"	"	"	"	"	44.00	55.00	9.00
	4	200.00	250.00	3.00	7.00	"	"	"	65.00	"	11.20
	5	"	—	"	9.00	"	7.00	"	—	—	10.80

1. 建築材料類

欠 雜 項 類

日期	石灰	磚	瓦	木料	桐油	茶	牛皮	猪鬃	龍粉	肥皂	香烟
年 月	每担	每块	每块	每根	每担	每斤	每担	每担	每斤	每箱	每箱
26 1	0.70	13.00	8.60	19.00	25.00	28.00	85.00	80.00	7.20	5.20	244.00
2	"	"	"	"	26.00	"	"	160.00	"	5.20	"
3	"	"	"	"	"	"	"	3.00	"	5.60	"
4	"	"	"	"	27.00	"	87.00	"	7.50	5.60	"
5	"	"	9.00	"	28.00	"	86.00	"	"	5.90	258.00
6	"	"	"	"	29.00	"	"	190.00	"	"	"
7	"	"	"	"	30.00	"	88.00	190.00	7.70	"	260.00
8	"	"	9.50	"	32.00	"	"	260.00	"	"	260.00
9	"	"	"	"	35.00	3.00	90.00	280.00	"	6.20	270.00
10	"	"	"	"	36.00	"	"	280.00	7.50	"	270.00
11	"	"	10.00	20.00	"	"	"	280.00	"	"	270.00
12	"	"	"	"	37.00	"	"	290.00	"	"	260.00
27 1	1.00	"	"	"	22.00	35.00	95.00	28.00	"	"	260.00
2	"	"	"	"	"	"	100.00	"	"	"	260.00
3	"	"	10.50	"	22.00	"	"	"	7.00	35.00	"
4	"	"	"	"	"	"	110.00	"	8.20	"	260.00
5	"	"	"	"	"	"	"	"	7.60	60.00	"
6	"	13.50	11.00	"	26.00	"	100.00	"	8.20	"	650.00
7	"	"	"	"	25.00	"	130.00	250.00	"	"	"
8	"	"	"	21.00	"	"	100.00	"	"	"	600.00

(續前)

(續前)

日期	石灰	磚	瓦	木料	桐油	茶	牛皮	猪鬃	靛粉	肥皂	香烟	
27	9	120	13	1150	21.41	2200	2000	15000	15000	837	800	63000
	10	"	"	"	"	"	"	4000	2000	2.75	1200	"
	11	"	"	"	"	"	"	17000	"	"	1200	"
	12	"	"	1200	2280	"	"	40000	"	"	1500	"
28	1	120	"	"	"	1800	"	15000	"	"	"	5000
	2	210	1000	2	"	"	"	12000	"	"	1900	75000
	3	210	"	1250	"	2500	"	17000	"	"	"	70000
	4	220	"	"	"	"	"	"	2500	1020	"	85000
	5	250	"	"	"	"	"	16000	1200	"	2400	"
	6	200	"	1300	"	"	"	17000	"	"	2000	75000
	7	220	"	"	"	"	"	"	17000	"	21000	100000
	8	250	1500	"	"	"	"	20000	"	"	1700	100000
	9	300	"	1000	"	3000	4000	15000	26000	"	2500	170000
	10	"	"	"	"	3700	4500	17000	27000	1119	1200	200000
	11	"	1298	706	2850	3600	5500	22000	26000	1125	"	"
	12	230	"	2025	3800	3700	"	"	"	1500	3500	"
29	1	300	1690	2270	3990	"	"	24000	26500	1130	3500	200000
	2	"	"	2357	3900	"	"	25000	"	25000	"	270000
	3	"	1680	2500	"	6200	"	"	"	"	"	150000
	4	"	"	"	"	"	"	26000	50000	3800	"	"
	5	"	"	"	"	8400	7000	"	"	"	"	240000

價 目 表  
 雜 貨 類  
 食 油 類  
 食 糖 類  
 食 粉 類  
 食 鹽 類  
 食 醋 類  
 食 醬 類  
 食 粉 類  
 食 糖 類  
 食 油 類  
 食 鹽 類  
 食 醋 類  
 食 醬 類

序 號	品 名	單 位	單 價	備 註	備 註	備 註	
24	1	0.035	0.033	0.030	0.04	0.02	0.02
2	2	0.035	0.032	0.030	0.04	0.02	0.02
3	3	0.040	0.038	0.030	0.04	0.02	0.02
4	4	0.045	0.042	0.040	0.04	0.02	0.02
5	5	0.048	0.046	0.045	0.04	0.02	0.02
6	6	0.048	0.046	0.045	0.04	0.02	0.02
7	7	0.048	0.046	0.045	0.04	0.02	0.02
8	8	0.038	0.037	0.035	0.04	0.03	0.03
9	9	0.035	0.032	0.030	0.04	0.03	0.03
10	10	0.035	0.032	0.030	0.04	0.03	0.03
11	11	0.038	0.035	0.032	0.04	0.03	0.03
12	12	0.040	0.038	0.035	0.04	0.03	0.03
25	13	0.040	0.038	0.035	0.06	0.04	0.05
14	14	0.045	0.040	0.038	0.06	0.04	0.05
15	15	0.050	0.045	0.042	0.07	0.04	0.05
16	16	0.050	0.045	0.042	0.07	0.05	0.06
17	17	0.050	0.045	0.042	0.07	0.05	0.06
18	18	0.050	0.045	0.042	0.07	0.05	0.06
19	19	0.050	0.045	0.042	0.07	0.05	0.06
20	20	0.050	0.045	0.042	0.07	0.05	0.06
21	21	0.050	0.045	0.042	0.07	0.05	0.06
22	22	0.050	0.045	0.042	0.07	0.05	0.06
23	23	0.050	0.045	0.042	0.07	0.05	0.06
24	24	0.050	0.045	0.042	0.07	0.05	0.06
25	25	0.050	0.045	0.042	0.07	0.05	0.06



續 前

日年	期月	米 六	米 中	米 下	麵粉	包谷	蕎麥
28	2	0.065	0.060	0.055	0.09	0.05	0.06
	3	0.080	0.075	0.070	0.09	0.05	0.07
	4	0.090	0.085	0.080	0.10	0.05	0.07
	5	0.090	0.085	0.080	0.11	0.05	0.07
	6	0.095	0.090	0.085	0.12	0.05	0.07
	7	0.080	0.070	0.060	0.11	0.05	0.07
	8	0.086	0.078	0.066	0.20	0.05	0.08
	9	0.090	0.080	0.068	0.21	0.06	0.08
	10	0.095	0.082	0.073	0.26	0.07	0.08
	11	0.100	0.088	0.078	0.28	0.07	0.08
	12	0.100	0.095	0.085	0.28	0.08	0.08
	29	1	0.110	0.100	0.095	0.28	0.08
2		0.110	0.100	0.095	0.20	0.12	0.12
3		0.150	0.120	0.100	0.30	0.12	0.12
4		0.200	0.190	0.160	0.30	0.12	0.12
5		0.300	0.260	0.220	0.35	0.14	0.14
6		0.350	0.320	0.300	0.35	0.14	0.14
7		0.350	0.320	0.300	0.40	0.18	0.14
8		0.350	0.320	0.300	0.40	0.18	0.14
9		0.400	0.360	0.330	0.40	0.18	0.16
10		0.420	0.360	0.330	0.45	0.18	0.20
11		0.400	0.360	0.330	0.45	0.20	0.20
12		0.450	0.400	0.380	0.50	0.20	0.20
30	1	0.500	0.450	0.420	0.50	0.21	0.28
	2	0.500	0.450	0.420	0.55	0.25	0.28
	3	0.550	0.500	0.460	0.55	0.25	0.28
	4	0.65	0.620	0.600	0.65	0.20	0.28

註明：本表所列價格均指現貨，以下各表同。

名 衣 薯 類 之 糖 料 類

年 期	棉花	棉布	米 糖	米 薯	洋 糖	火 糖	
年 月	每斤價	每尺	每斤	每斤	每斤	每斤	
26	1	50	1.8	1012	1008	90	102
	2	"	"	"	"	"	"
	3	"	"	"	"	1.00	"
	4	"	1.9	"	"	"	"
	5	"	"	1011	"	"	"
	6	"	"	"	"	1.20	"
	7	"	"	"	1009	"	"
	8	"	"	"	"	1.10	"
	9	"	"	"	1010	"	"
	10	"	"	"	"	1.00	"
	11	"	"	1015	"	"	"
	12	"	"	"	"	1.10	"
27	1	55	1.8	"	1008	"	103
	2	"	"	"	"	"	"
	3	"	"	1016	1010	1.00	"
	4	"	"	"	"	"	"
	5	"	"	"	1005	"	"
	6	"	"	1018	"	"	"
	7	"	"	"	"	1.10	"
	8	"	"	"	"	"	"
	9	"	"	1011	"	"	"
	10	"	"	"	"	"	"
	11	"	"	"	"	"	"
	12	"	"	"	1010	1.20	"
	13	"	"	"	"	"	"
	14	"	"	1015	"	"	"
	15	"	"	"	"	"	"

續 前

日期	棉花	棉布	米	米	洋場	米
年 月	每斤	每尺	每斤	每斤	每石	每石
28 3	56	22	1024	1010	1.2	66
4	"	"	"	"	"	"
5	"	"	"	"	"	"
6	"	"	"	"	"	"
7	"	"	"	1012	"	105
8	65	"	1010	1015	1.2	"
9	66	"	"	"	1.4	108
10	72	24	"	"	2.6	106
11	76	"	"	"	"	"
12	80	"	"	"	2.8	"
29 1	86	27	"	"	"	"
2	1.05	"	1015	"	3.0	108
3	"	"	1020	1020	"	"
4	2.00	3.0	1040	1020	3.5	"
5	"	3.2	1050	1025	4.0	110
6	5.00	3.8	1050	1030	4.5	"
7	6.50	5.0	1060	1040	"	"
8	8.20	"	1080	"	5.0	"
9	10.00	7.6	110	1060	"	110
10	3.80	8.1	112	1060	5.5	"
11	3.60	9.0	112	1060	"	120
12	3.40	7.5	"	1080	6.0	"
30 1	3.20	"	116	110	"	120
2	"	10.0	"	"	"	"
3	"	"	118	"	"	125
4	"	"	"	1200	"	"

續 前

日期	期別	雞	鴨	豬	牛	馬	耕
26	1	01	12	5	22	23	36
	2	01	12	5	22	23	36
	3	01	12	5	22	23	36
	4	01	12	5	22	23	36
	5	01	12	5	22	23	36
	6	01	12	5	22	23	36
	7	01	12	5	22	23	36
	8	01	12	5	22	23	36
	9	01	12	5	22	23	36
	10	01	12	5	22	23	36
	11	01	12	5	22	23	36
	12	01	12	5	22	23	36
27	1	01	12	5	22	23	36
	2	009	11	6	20	23	45
	3	009	11	6	20	23	50
	4	01	11	6	20	23	50
	5	01	11	5	20	23	50
	6	01	20	5	22	23	55
	7	01	20	5	22	23	55
	8	01	20	6	22	23	55
	9	01	20	6	22	23	55
	10	01	20	6	22	23	58
	11	012	18	6	22	23	58
	12	012	18	6	25	23	60
28	1	012	20	6d	25	25	60

續 前

日期	期月	雞蛋	猪肉	菜油	醬油	鹽	糖
28	2	0.12	.20	0.60	.10	.25	.60
	3	0.10	.20	.60	.10	.25	.60
	4	0.15	.20	.60	.15	.25	.60
	5	0.16	.20	.60	.15	.25	.70
	6	0.20	.20	.60	.16	.25	.70
	7	0.22	.20	.60	.52	.30	.80
	8	0.25	.20	.60	.52	.30	.80
	9	0.25	.28	.60	.52	.32	.96
	10	0.25	.32	.60	.52	.32	.80
	11	0.20	.32	.60	.52	.35	.86
	12	0.20	.32	.60	.50	.35	.92
	29	1	0.20	.32	.60	.56	.36
2		0.22	.32	.60	.58	.36	1.40
3		0.22	.40	.60	.58	.37	1.50
4		0.25	.40	.60	.58	.37	1.60
5		0.30	.50	.60	.58	.37	1.70
6		0.40	.50	.80	.60	.37	1.80
7		0.50	.65	.80	.60	.37	2.00
8		0.65	.70	.80	.65	.36	2.00
9		0.65	.70	.80	.70	.36	2.00
10		1.00	.80	1.30	.70	.70	2.60
11		1.00	1.00	1.30	.80	1.16	2.80
12		1.20	1.00	1.30	.90	1.59	3.00
30	1	1.00	1.10	1.30	1.00	1.57	3.20
	2	1.40	1.10	1.50	1.00	2.12	3.60
	3	1.40	1.10	1.80	1.00	2.12	3.60
	4	1.00	1.20	1.50	1.00	1.12	3.20

U. 課 項 類

日期		茶	肥皂	香烟	日期		茶	肥皂	香烟
年	月	每斤	每塊	每斤	年	月	每斤	每塊	每斤
26	1	.50	.08	.50	28	3	.60	.28	1.30
	2	"	"	"		4	1.40	"	1.40
	3	"	"	"		5	"	"	1.50
	4	"	.10	"		6	"	"	1.60
	5	"	"	"		7	3.00	.30	1.70
	6	"	"	"		8	3.40	"	2.00
	7	.56	"	"		9	3.80	.32	"
	8	"	"	"		10	4.50	"	2.20
	9	"	.12	"		11	4.00	.34	2.40
	10	"	"	"		12	"	"	2.60
	11	"	.14	"	29	1	4.00	"	2.80
	12	.60	"	"		2	2.20	"	3.20
27	1	"	.15	.55		3	"	"	3.50
	2	"	.16	"		4	2.60	"	4.00
	3	"	"	"		5	"	.35	"
	4	"	.18	"		6	"	"	4.50
	5	.50	"	"		7	"	"	4.60
	6	"	"	"		8	"	.40	5.00
	7	"	.20	"		9	"	"	"
	8	"	"	"		10	"	.45	"
	9	"	"	"		11	2.80	"	5.50
	10	"	.22	.50		12	"	.50	6.00
	11	.60	"	"	30	1	2.50	"	"
	12	"	.20	1.00		2	2.80	.45	"
28	1	"	.26	1.20		3	2.00	"	6.30
	2	"	.26	1.30		4	"	"	"

六、利川零售物品價  
 食物類  
 單位：元

甲年	期月	米 新	米 陳	米 碎	超者 斤	包 斤	麵 斤	粉 斤	糖 斤	茶 斤	油 斤	油 斤	油 斤	油 斤
26	1	.051	.050	.049	.16		.009	.12	.20				.39	.20
	2	.052	.051	.050	"		"	"	"				"	"
	3	.053	.052	.051	"		"	"	"				"	"
	4	.054	.053	.052	"		"	"	"				"	"
	5	.055	.054	.053	"		"	"	"				"	"
	6	.056	.055	.054	"		"	"	"				"	"
	7	.057	.056	.055	"		"	"	"				"	"
	8	.058	.057	.056	"		"	"	"				"	"
	9	.059	.058	.057	"		"	"	"				"	"
	10	"	"	"	"		"	"	"				"	"
	11	"	"	"	"		"	"	"				"	"
	12	"	"	"	"		"	"	"				"	"
27	1	.062	.051	.048	.18		.001	"	"				.42	.20
	2	.063	.052	.049	"		"	"	"				"	"
	3	.064	.054	"	"		"	"	"				"	"
	4	.065	.055	.050	"		"	"	"				"	"
	5	.066	.057	.057	"		"	"	"				"	"
	6	.067	.058	.058	"		"	"	"				"	"
	7	.068	.059	.059	"		"	"	"				"	"
	8	.069	.060	.060	"		"	"	"				"	"
	9	.070	.061	.061	"		"	"	"				"	"
	10	.071	.062	.062	"		"	"	"				"	"
	11	.072	.063	.063	"		"	"	"				"	"
	12	.073	.064	.064	"		"	"	"				"	"
28	1	.051	.050	.049	"		"	.20	.12				.39	.20

## 續 前

日期	茶上等	茶特	茶下等	麵粉新	色谷新	雞蛋個	猪肉斤	糖斤	菜油斤	豆油斤	醬油斤	鹽斤	
28	2	0.58	0.57	0.56	18	0.02	20	2.2			1.5	2.1	
	3	0.61	0.63	0.62	20		24	5.2			1.6	3.0	
	4	0.67	0.66	0.65				5.2					
	5	0.82	0.8	0.80				5.6					
	6	0.92	0.91		32		28	5.2			5.2	3.2	
	7	0.87	0.87			0.07						3.2	
	8	1.2	1.1	1.0		0.07		5.0	5.5	7.0	1.8	2.6	
	9	0.75	0.6	0.65	33	0.05	0.25	8.5	5.0			3.2	
	10	"	"	"	"	0.07	"	"	"	"	"	3.2	
	11	0.85	0.70	0.87	32	0.60	"	7.0	6.0	8.0	3.0	5.6	
	12	1.2	1.0	0.9	50	"	2.0	3.6	1.28	7.0	"	1.8	1.0
29	1	"	"	1.0	"	0.70	0.20	"	2.5	7.5	9.5	1.2	3.2
	2	1.50	1.20	1.25	"	0.90	"	"	8.2	1.00	1.6	"	"
	3	1.60	"	1.20	"	0.90	"	3.0	"	6.0	8.5	1.50	1.52
	4	1.20	1.20	1.0	55	1.70	0.16	1.12	6.80	6.0	"	"	"
	5	0.30	0.30	0.30	80	1.60	"	1.50	2.6	6.0	1.20	1.60	"
	6	0.20	0.20	0.20	90	1.50	"	1.50	"	7.5	"	"	"
	7	0.20	0.20	0.20	80	"	"	"	2.16	"	1.62	8.0	1.60
	8	0.30	0.20	0.20	"	1.50	0.60	"	2.8	"	"	"	8.50
	9	"	"	"	"	1.70	0.60	1.62	"	"	"	1.00	1.86
	10	1.10	1.00	0.95	"	1.30	0.80	"	"	1.80	"	1.60	"
	11	1.45	1.00	1.20	"	0.3	1.00	1.82	2.8	8.6	"	2.0	1.20
	12	1.60	1.50	1.40	"	1.30	1.50	1.2	3.2	1.1	"	"	1.70
30	1	"	"	"	"	"	"	"	"	"	"	"	"

說明：表將所列實價其廿九年七月以前者，係每月廿日之價格，廿八年七月以後者，則係每月廿五日者，連日漲落之價格，代表各月，以下各表。



5. 衣著類

燃料類

年	月	棉花	棉布	水	柴	煤	油
26	1	1.15	.06	.007	.0065	.23	.066
	2	"	"	"	"	"	"
	3	"	"	"	"	"	.068
	4	"	"	"	"	"	"
	5	"	"	"	"	"	.070
	6	"	"	"	"	.128	"
	7	"	"	"	"	"	"
	8	"	"	"	"	.133	"
	9	"	"	"	"	"	.080
	10	"	"	"	"	.136	"
	11	"	"	"	"	"	"
	12	"	"	"	"	"	"
27	1	1.25	.11	.010	.007	"	.085
	2	"	"	"	"	"	"
	3	"	"	"	"	"	"
	4	"	"	"	"	.112	"
	5	"	"	"	"	"	"
	6	"	"	.008	.006	"	"
	7	"	"	"	"	.117	.08
	8	"	"	.008	"	.118	"
	9	.130	.08	.009	.007	"	"
	10	"	"	.0095	"	"	"
	11	"	"	.0096	"	"	.085
	12	"	"	.010	"	"	"
28	1	1.25	"	.012	.008	"	.105

續

前

日期	棉花	棉布	木炭	木柴	碎燭	火柴
年	斤	尺	斤	斤	支	盒
28	1.25	1.08	1012	1.608	18	1042
3	"	"	1012	"	"	1047
4	"	"	1012	"	"	"
5	1.35	1.2	"	"	"	"
6	"	"	"	"	"	"
7	"	"	"	"	"	"
8	1.90	1.09	"	"	120	1052
9	1.80	1.10	1012	1.07	122	1058
10	1.20	1.16	1016	1.008	"	1066
11	"	"	1021	1.010	"	1070
12	"	"	1025	"	133	1080
29	1.40	"	"	"	136	1088
2	"	1.15	1025	"	142	1085
3	1.65	1.18	1027	"	148	1080
4	2.50	1.25	1030	1.015	"	1120
5	2.60	"	1036	1.015	160	1250
6	"	1.32	"	1.018	170	"
7	4.80	1.50	1044	1.020	"	"
8	3.50	"	1048	"	"	"
9	3.08	1.45	1050	"	180	"
10	3.92	1.50	1080	1.040	190	"
11	3.36	1.45	1100	1.050	1.00	"
12	3.50	1.50	1100	1.058	1.10	"
30	3.50	"	1140	1.056	1.20	126

## 山 煤 項 類

日期 年 月	桐油	茶	肥皂 (块)	香煙 (包)	日期 年 月	桐油	茶	肥皂	香煙	
										桐油
26	1	0.20	0.05	0.12	25	2	0.25	0.07	0.20	0.16
	2	"	"	"		3	"	"	0.21	"
	3	"	"	"		4	"	"	0.22	"
	4	"	"	"		5	"	"	0.20	"
	5	"	"	"		6	"	"	"	0.27
	6	"	"	"		7	"	"	"	"
	7	0.29	"	"		8	0.36	"	0.25	0.35
	8	"	0.11	0.15		9	0.40	0.09	"	0.40
	9	"	"	"		10	"	0.12	0.28	0.43
	10	"	"	"		11	"	0.10	0.35	0.48
	11	"	"	"		12	"	0.12	0.40	0.60
	12	"	"	"	29	1	"	0.15	"	0.65
27	1	0.22	0.06	0.16		2	"	"	0.45	0.70
	2	"	"	"		3	"	0.20	0.50	0.75
	3	"	"	"		4	"	"	"	0.80
	4	"	"	0.17	0.30	5	0.12	0.25	"	"
	5	"	"	"		6	0.50	"	"	"
	6	"	"	"		7	0.52	"	0.60	0.85
	7	0.23	"	0.18		8	0.50	"	0.80	0.90
	8	"	"	"		9	0.45	"	"	"
	9	"	"	"		10	"	"	"	1.00
	10	"	"	"		11	0.48	"	"	1.10
	11	"	"	"		12	0.70	0.28	"	1.20
	12	0.25	"	"	30	1	0.70	"	0.30	"
28	1	"	0.07	0.20						

### 三 宜 昌 零 售 物 品 實 價

食 物 類

單 位：元

日期	米	老	米	粳	穀	肉	糖	油	菜	黃	色	
身	新	新	新	新	斤	斤	斤	斤	斤	斤	斤	
26	1	0.15	0.16	0.15	0.10	0.2	0.20	0.27	0.11	0.38	0.18	0.11
	2	"	"	"	"	"	"	0.27	"	0.39	"	"
	3	"	"	"	"	"	"	"	"	0.38	"	"
	4	"	"	"	"	"	"	0.25	"	0.39	"	"
	5	0.15	0.15	"	"	0.18	"	"	"	0.185	"	"
	6	"	"	"	"	0.2	"	0.28	"	0.40	"	"
	7	"	"	"	0.12	0.13	0.25	"	"	0.39	0.17	"
	8	"	"	"	"	0.15	"	0.285	"	"	"	"
	9	0.14	0.15	"	"	0.2	"	"	"	0.41	"	0.16
	10	"	"	"	"	"	"	0.27	"	0.42	0.20	"
	11	"	"	"	"	0.15	"	0.32	"	"	"	"
	12	"	"	"	"	0.2	"	0.34	0.15	0.44	"	"
27	1	0.17	0.16	0.15	"	"	0.28	0.22	"	"	"	0.11
	2	"	"	"	"	0.18	"	0.27	"	"	"	"
	3	"	"	"	0.13	"	"	"	"	0.38	"	"
	4	"	"	"	0.12	0.16	"	0.34	"	0.45	"	0.16
	5	"	"	"	0.13	"	"	0.35	"	0.48	0.10	"
	6	"	"	"	0.14	0.12	"	0.3	"	"	"	"
	7	"	"	"	0.15	0.13	0.16	0.28	"	0.48	"	0.116

續 前

日期	米	米	米	麵粉	雞蛋	猪肉	糖	醬油	菜油	鹽	各
27 8	.070	.060	.050	.15	.015	.00	.39	.15	.48	.27	.066
9	"	"	"	.17	.016	"	.40	"	.50	"	"
10	"	"	"	"	.020	"	.41	"	"	.225	"
11	"	"	"	"	.025	"	.42	"	"	"	"
12	"	"	"	"	.025	"	"	"	"	.20	.027
28 1	.090	.088	.070	.18	.022	.05	.30	.18	.52	"	.052
2	.10	.095	.080	"	.020	"	.35	"	"	"	.063
3	.130	.125	.095	"	.018	"	.38	"	"	"	.076
4	.120	.115	.085	.19	.016	"	"	.10	.53	.25	"
5	.110	.105	.075	"	.016	"	"	"	.52	.26	.071
6	.130	.125	.095	"	.013	"	.45	"	.50	"	.081
7	.120	.115	.085	"	.015	"	.48	"	.60	.27	.076
8	.120	"	"	"	.018	"	.50	"	.62	"	.072
9	.110	.090	.075	.25	.030	"	.44	.16	.28	.28	.066
10	.120	.100	"	.26	"	"	.48	"	.56	.31	.070
11	.125	.115	.095	.30	"	.50	.50	"	.50	.33	.100
12	.120	.125	.105	.35	.040	"	.62	"	.60	"	"
29 1	"	"	"	.40	.035	"	.70	"	.60	"	"
2	.150	.135	.115	"	"	"	"	"	"	"	"
3	"	"	"	"	"	"	1.050	"	"	"	"
4	"	"	"	.69	.032	.80	1.20	"	.6	.25	.130
5	.180	.160	.150	.50	.045	"	1.36	.30	"	"	"

註明：表內所列實價，自廿八年七月以前者，係每月十五日之實價。廿九年九月以前者，係以每月起也。每月一日起之實價，此表未及，以下不在此列。

2. 衣著類 3. 燃料類

日期 年月	棉花 斤	煤 斤	煤 斤	煤 斤	煤 斤	煤 斤	煤 斤	煤 斤	煤 斤	
26	1	30	035	80	11	02	0065	18	020	01
	2	32	"	"	"	"	"	"	"	"
	3	35	"	"	"	"	"	"	"	"
	4	33	"	85	"	"	"	"	"	"
	5	35	"	"	"	"	"	"	"	"
	6	"	"	90	"	"	"	"	"	015
	7	"	"	"	12	021	"	"	"	"
	8	38	"	"	"	022	"	"	"	"
	9	39	"	"	"	"	"	"	"	"
	10	40	"	100	"	"	"	"	20	"
	11	"	"	"	"	"	"	20	"	"
	12	"	"	"	"	"	"	"	"	"
27	1	45	036	110	11	02	07	26	025	020
	2	"	"	"	12	"	"	"	"	"
	3	"	"	120	"	"	"	28	030	"
	4	"	"	"	"	"	"	"	"	"
	5	48	037	"	13	"	"	32	035	"
	6	50	"	"	135	"	"	"	"	"
	7	48	"	130	"	"	008	36	040	"
	8	"	"	"	14	024	"	"	"	"
	9	50	041	"	"	022	"	48	045	025

續 前

日期	棉花	棉布	烟片	煤油	煤油	煤油	煤油	煤油	煤油
年 月	斤	尺	斤	斤	斤	斤	斤	斤	斤
17 10	50	1050	1.50	114	126	1008	118	55	1025
11	"	1060	1.70	15	"	"	160	80	"
16	"	1065	"	"	"	"	164	"	"
21	52	1070	1.8	"	"	"	180	"	108
23	"	"	"	16	1025	"	96	185	15
25	52	"	"	"	"	"	"	"	"
25	56	"	1.9	"	126	"	180	188	6
25	56	108	"	"	127	"	"	"	"
26	55	1085	"	17	1028	"	"	185	105
27	58	109	"	18	1035	1010	"	160	"
28	75	"	2.1	19	"	"	1.00	170	"
9	"	1095	2.3	20	1050	"	1.10	170	"
10	185	1166	2.5	12	"	"	1.50	1.60	106
11	1.00	116	"	13	"	112	2.40	1.50	105
12	1.10	"	"	15	108	1112	"	1.80	106
29 1	1.00	158	"	"	106	"	2.00	"	"
2	"	"	"	"	"	"	1.60	"	"
3	"	180	"	"	106	"	"	2.00	1075
4	207	116	2.7	"	"	"	2.20	"	110
5	"	"	"	17	107	"	—	—	15

## 21. 樣 項 類

日期	茶 價	肥皂 (元)	租 地	二 手	茶 價	肥皂 (元)	租 地	
21	1	.06	.05	.05	21	.09	.10	.14
	2	"	"	"		"	.15	.15
	3	"	"	"		"	"	.16
	4	"	"	"		.09	"	"
	5	"	.06	"	22	"	.20	"
	6	"	"	"		"	"	"
	7	"	"	"		"	"	.17
	8	"	.065	"		"	.25	.18
	9	.07	.06	.07	6	.095	.20	.20
	10	"	"	.08		.10	"	.22
	11	"	"	.07		.15	"	.21
	12	"	"	"		.16	.11	.28
	1	"	"	.09		.20	"	.45
	2	"	"	"		"	"	"
	3	"	"	.11		"	.20	"
	4	"	"	.12	1	"	"	.65
	5	.08	.07	.12		"	"	.60
	6	"	"	.13		"	"	.60
	7	"	"	"		"	"	"
	8	"	"	.14		.30	"	.30
	9	"	"	"		"	"	"



卷之四  
物價亮

表一 恩施州及宜昌地区主要物资

類別	品名	恩施				利川				宜昌			
		零售		零售		零售		零售		零售		零售	
		花色	單位	花色	單位	花色	單位	花色	單位	花色	單位	花色	單位
食糧類	米	---	斤	---	斤	---	斤	---	斤	---	斤	---	斤
	麵粉	---	斤	---	斤	---	斤	---	斤	---	斤	---	斤
	綠豆	---	斤	---	斤	---	斤	---	斤	---	斤	---	斤
	黃豆	---	斤	---	斤	---	斤	---	斤	---	斤	---	斤
油類	菜油	---	斤	---	斤	---	斤	---	斤	---	斤	---	斤
	桐油	---	斤	---	斤	---	斤	---	斤	---	斤	---	斤
	芝麻油	---	斤	---	斤	---	斤	---	斤	---	斤	---	斤
	菜油	---	斤	---	斤	---	斤	---	斤	---	斤	---	斤
衣着類	棉花	---	斤	---	斤	---	斤	---	斤	---	斤	---	斤
	棉紗	---	斤	---	斤	---	斤	---	斤	---	斤	---	斤
燃料類	木柴	---	斤	---	斤	---	斤	---	斤	---	斤	---	斤
	洋火	---	斤	---	斤	---	斤	---	斤	---	斤	---	斤
	煤油	---	斤	---	斤	---	斤	---	斤	---	斤	---	斤
	煤	---	斤	---	斤	---	斤	---	斤	---	斤	---	斤
建築材料類	石灰	---	斤	---	斤	---	斤	---	斤	---	斤	---	斤
	磚	---	斤	---	斤	---	斤	---	斤	---	斤	---	斤
	瓦	---	斤	---	斤	---	斤	---	斤	---	斤	---	斤
雜項類	糖	---	斤	---	斤	---	斤	---	斤	---	斤	---	斤
	茶葉	---	斤	---	斤	---	斤	---	斤	---	斤	---	斤
	藥品	---	斤	---	斤	---	斤	---	斤	---	斤	---	斤
	其他	---	斤	---	斤	---	斤	---	斤	---	斤	---	斤

表內作---者，均係本地產。

