

# **Historic, Archive Document**

Do not assume content reflects current scientific knowledge, policies, or practices.



ESTABLISHED 1863.

WM. EBER & SONS

...CATALOGUE...

OF HIGH-CLASS

**SEEDS**

— **BULBS** —



1903

1903

Garden Implements, Etc.

...QUINCY, ILL...

FOR INDEX SEE THIRD PAGE COVER.

LIBRARY  
Department of Agriculture  
Washington, D. C.

# TO THE PUBLIC.

**N**OTHING for which money is expended makes so large a return as SEEDS, if they are GOOD. And NOTHING causes greater vexation than WORTHLESS seeds. If you wish to avoid disappointment, don't rely upon seeds peddled over the country and sold on commission. The chances are against their vegetation.

The steady growing volume of our business for a GREAT MANY YEARS is the best proof of the reliability of our seeds, which we select and procure WITHOUT REGARD TO COST; and, indeed, we can not afford to sell poor seed, as our customers' interests are identical with our own. We wish, and expect, to supply them with seeds every coming year, and the only way to accomplish this end, is to offer pure and reliable stock.

All progressive farmers and gardeners are well aware that changing seed is of the greatest importance and value, while others planting their own seed continually, year after year, will see their crops run down to a minimum.

We feel assured in saying that the seeds we offer can not be surpassed by ANY, and will give entire satisfaction if proper treatment is bestowed. It sometimes happens that seeds of unquestionably good quality fail to germinate or grow to perfection for want of timely and proper treatment or unfavorable weather, and it must be distinctly understood that we give no warranty, express or implied, as to description, quality, productiveness, or any other matter of any seeds, bulbs or plants we send out, and we will not be in any way responsible for the crop. If the purchaser does not accept the goods on these terms, they are at once to be returned.

WM. EBER & SON.

# To Our Friends and Customers.

**A**NOTHER YEAR has rolled around and we have the pleasure in presenting our **Thirty-Ninth Annual Catalogue** to our numerous friends and patrons, with thanks for the liberal patronage bestowed upon us for so many years, and we would assure them as well as all others who may favor us with their patronage that we shall at all times endeavor to gain and maintain their entire satisfaction and good will.

We would also respectfully suggest to give the **Reading Matter** of this Catalogue a careful perusal, rather than look at the pictures, as we are giving the purchaser the value in seed, and not in pictures as many do. It is interesting and useful reading for the **Farmer**, for the **Gardener** and **Amateur of Flowers**. Should you, however, not be interested, please hand it to your neighbor, who may be. No doubt, most any one will find something of interest.

In the rush of our busy season, it sometimes may happen that mistakes will occur. In such a case please report immediately and we will cheerfully correct them.

## HOW TO ORDER.

With every Catalogue we always send an order sheet and addressed envelope. This order sheet will be found much more convenient than an ordinary sheet of paper, and by using the addressed envelope there will be no danger of your remittances being miscarried.

Always be careful to have your Name, Post Office, County and State written distinctly. Numbers of times we receive orders with the money enclosed, without any address, and then the sender wonders why he does not get his goods or an answer.

## SEEDS BY MAIL.

Our prices include postage **on all Vegetable and Flower Seeds**, by the packet, ounce and pound, except **Peas, Beans and Corn**, where 15 cents per quart and 10 cents per pint must be added to catalogue price.

Send in your orders early.

## TO DEALERS AND COUNTRY MERCHANTS

We would offer special inducements—particularly on **Paper Seeds**. As we do not send out any Seeds on commission, you are sure to get fresh stock every time and have the satisfaction of selling the best and freshest to your customers, while this cannot be said of Commission Seeds, which are often of doubtful quality, besides you derive better profits and larger sales in handling our Seeds. There is no need of keeping over any stock, as you can buy in quantities as you need them. Correspondence invited.

## MARKET GARDENERS


And other large growers of Vegetables we supply at the most reasonable terms, and are especially invited to call for prices. We do not send out any agents, believing that our Catalogue, carefully read, is of more and lasting benefit than unwarranted talk.

☞ From unknown parties remittances should be sent in with order, either in the form of Money Order, Bank Draft, Express Order or Registered Letter.

# DIRECTIONS

—FOR THE—

# Cultivation of Vegetables.



TO SECURE a good crop of vegetables three things at least are necessary, viz: A SUITABLE SOIL, PURE SEED, and CLEAN CULTURE, to which may be added, as equally necessary, an *abundant* supply of good BARN-YARD MANURE, supplemented, when this runs short, by artificial fertilizers. The exposure for a vegetable garden should be preferably south or southeast or nearly so. The soil should be naturally rich and friable, a sandy loam being always the best. If the soil be stiff, it should be gradually mellowed by the free use of barn-yard manure, or, if convenient, by the addition of sand. If wet, or inclined to hold an excess of moisture, it should be under-drained, preferably by tile; but if possible a location should be selected that is naturally dry and free from surface water.

A dark colored soil, or one supplied with a goodly portion of decayed vegetable matter, will produce the earliest crops. If the soil is shallow, it should be deepened gradually by plowing or spading an inch or two deeper each year, and not all at once by trenching or subsoiling, unless manure and money be both abundant. A sandy soil may be greatly improved by adding more or less vegetable mould from the woods. To produce the best and uniform results, the vegetable garden should have at least one foot of good rich soil. The roots of large trees should not be allowed to encroach any part of the garden, though large trees, especially evergreens, sufficiently far off afford a valuable protection from the north and west.

Mark the garden off into squares, or beds of convenient size, to facilitate the practice of rotation of crops, which is an important matter. As a rule, never let the same crop or kind of vegetable occupy the same bed or spot two years in succession. Potatoes and a few other things may form an exception to this rule, but is nevertheless better to keep up the rotation. Every year these beds must be warmed up by liberal coat of manure, which should be thoroughly mixed with the soil. Grow everything in drills or straight lines, not even excepting corn and potatoes. Larger crops from a given surface are grown in this way, and cultivation becomes simple and comparatively easy. The space between the drills and other special information are given in the body of this Catalogue. The least distance is named in order to economize space. It might be increased in some cases with advantage. The ground should be frequently hoed to kill the weeds and keep the soil mellow; and the proper time to hoe is just when the weeds appear above the ground. Briefly, the proper way to kill weeds is NEVER TO LET THEM GROW. If the weeding be done at the time suggested, it can be effectually and quickly done by the use of a sharp-toothed steel rake.

**The Freshest Seeds** of some kinds often fail from unseasonable and improper management in sowing and other circumstances affecting their vegetation. When sown too early or too deep, while the ground is cold, wet and heavy, they are apt to rot; when sown too shallow, in dry time and late in the season, there may not be sufficient moisture to sprout them, or they may be dried up by dry winds or a hot sun after they have germinated. Sometimes insects destroy them before or immediately after their appearance above ground, so that the complaints occasionally made by the inexperienced are not always to be attributed to the quality of seed. Instructions in this book are ample, and when they are read and followed up, ninety-nine out of one hundred have no reason to blame the seed.

**Soaking Seed In Warm Water** twenty-four to forty-eight hours, and then rolling in plaster or ashes, will very much hasten the germination and growth of hard and dry seeds. It will give the plants a start on the weeds, and lessen a good deal the labor of cultivation. Very hard shelled seeds should be treated with boiling water and left to cool.

**Sowing Seeds.**—Warmth and moisture are essential, and seclusion from light is favorable to germination. The first care in sowing seeds should be to choose suitable ground, the proper season and state of earth, and then to place them at such depth beneath the surface as will insure the requisite supply of moisture. In general, all seeds should be covered more or less according to their size and the advance of the season; late sowing requiring to be covered the deepest. The smallest seeds should be sown very shallow, in fine earth, and rolled or beaten firmly with the back of the spade.

**Thinning Out.**—Next to errors of too deep or too shallow sowing of seeds are the errors of thick seeding without corresponding thinning and not let the plants get too large.

It is far better to thin out a row of Beets, Lettuce, Carrots or Parsnips so as to obtain good specimens at proper distances, than miserable abortions crowding together at half an inch apart, as is often seen in the gardens of the inexperienced. So clearly evident is the advantage of thinning out that we will not waste space dwelling upon it, other than to give the following table of suggestive distance to which vegetables in the private garden should be thinned:

- 1 inch—Radishes.
- 2 inches—Beans, Carrots, Peas, Salsify, Corn, Salad.
- 3 inches—Leeks.
- 4 inches—Beets, Kale, Onions, Parsnips, Spinach, Turnips.
- 5 inches—Endive, Parsley.
- 6 inches—Lettuce, Okra.

**Transplanting** is an important feature in gardening operations, and one often improperly done. It is a great mistake to select a rainy day for this important work. Transplant in a clear day, either in the morning or toward night: make a hole sufficiently large to hold the plant; fill with water and puddle the plant in, then press the soil firmly around the plant; afterwards cover with dry soil and the plant will never droop, it matters not how warm or sunny the day may be. It may be urged that this is not practicable with large fields of cabbage, cauliflowers or tomatoes, but the best way is always the most practical, consequently the cheapest. It is economy to devote a day to a work and have the plants all thrive and live, than to put them out in one-fourth of the time and have a large portion die and the remainder only half live.

**In Dry Weather** it is of great importance to FIRM and TREAD the soil after the seed is put in. Seed sown in this manner will readily germinate and grow, while otherwise the result will be doubtful. This precaution should not be overlooked in sowing very small and light seed. Moist ground needs no firming.

**Insects of All Kinds** are troublesome and sometimes very destructive. Plaster of Paris, snuffs, ashes or soot sifted on Cucumbers or Squashes, when wet with dew, is very useful against the striped bug. Lime, road-dust, ashes or snuffs scattered over young Cabbage and Turnips will sometimes prevent the ravages of the black fly. Rolling the ground after sowing answers a good purpose; but the best preventive is a thorough sprinkling of the plants in the evening with whale oil soapsuds, in proportion of one pint of soap to seven and a half gallons of water. This will kill cabbage lice and all other aphides. It is sure death to all tender insects, when forcibly applied with a garden syringe or rubbed on with a brush. For the want of the whale oil soap, strong soft soapsuds may be used. Salt is sometimes sown in the drills with Onion seed to drive away the grub. Fine salt or Slug Shot strewn broadcast over Cabbages is the best application we know of for destroying the little green cabbage worm and maggots.

**Cutworm.**—To destroy them take wet bran with some molasses, adding a little Paris Green, and place this mixture at various parts, where worms are at work, rather on ridges than on lower places.

**Bordeaux Mixture.**—This substance is used in killing fungi by spraying fruit trees, grape vines, potato vines, and any vegetables suffering from fungus growths as Apple-scab and mildew, Pear-scab, Grape black-rot and mildew leaf-blight of Cherry, Plum and Quince, Potato blight and rot, blight in Lettuce, Egg-plants, Tomatoes. Take four pounds fresh unslacked lime, six pounds copper sulphate powdered, forty-five gallons of water, or in same proportions.

Slack the lime, making a creamy whitewash; pour into a barrel, straining it through a sack; fill up with water and stir. The mixture will cost one cent a gallon. The mixture must be applied in the form of fine spray, applied with force by an effective pump or syringe. To fruit trees it will be safe to make four sprayings: First just as the flowers are opening; second, ten days later, and so on at intervals of ten days. Sometimes six or seven sprayings are beneficial. Potato vines may be sprayed every two weeks.

Whenever leaf-eating insects are attacking or will soon attack, four ounces Paris Green should be added to fifty gallons of Bordeaux Mixture.

**Paris Green.**—As an insecticide for the destruction of leaf eating insects, this is the old reliable. Paris Green will not dissolve readily and it is best to add a little fresh lime to the mixture before application; this will prevent any damage to the foliage. Before putting on the water, make a paste of both the Paris Green and lime. Four ounces Paris Green to 50 gallons of water, or an even tea-spoonful to a bucket of water will not injure the foliage.

**Kerosene Emulsion** is used against all sucking insects. The emulsion is prepared as follows: Boil one-half pound of whale oil soap in two quarts of water until dissolved, then take it from the stove and add one pint of coal oil; emulsify by shaking and stirring till thoroughly mixed; use one pint of this emulsion or mixture to ten pints of water. This emulsion, however, was never very largely used, owing to the difficulty in its preparation, and in order to overcome this difficulty we have in stock

#### PERMOL KEROSENE SOAP,

containing twenty-five per cent kerosene oil. Dissolve one pound in one gallon of hot water as stock solution and add, when you are ready for spraying, 30 gallons of water. This application is simple, cheap and effective in saving your Melons, Pickles, etc.

**Liquid Lice Killer.**—An effective insecticide for use against lice on poultry and domestic animals, especially mites in poultry houses. It may be prepared as follows: One part each of Chloro Naphtholeum, Bisulphide of Carbon, Crude Carbolic Acid and eighteen parts of Kerosene.

For many other insecticides we have in stock, see page 30.

**Force Pumps.**—In order to apply any one of the above named insecticides it is *absolutely necessary* to use a force pump, if a complete success is desired. There are many kinds, of different construction, but for the gardener's use we never found anything better and more effective than the LIGHTNING INSECT EXTERMINATOR. It does better and more work than any of the old and more costly machines, it is simple, light and handy; it takes much less material on account of the exceedingly fine spray which saturates every part of the plant thoroughly. Any lady can use it and will find it very convenient to sprinkle house plants, also clothes for ironing. It has no equal.

For cut and prices, see page 33.

# SEEDS OF SPECIAL MERIT.

**Beans.--Bohnen.** **Wood's New Bush Lima Beans**—This Bean is a great improvement over the Henderson's Bush Lima; it is nearly double the size, of finer quality, more prolific and of stouter stem to hold the beans from the ground.

**Stringless Green Pod**—About a week earlier than the Valentine; absolutely stringless and of fine quality. A valuable acquisition in the bean line.

**Thorburn's Refugee Wax**—A Refugee, with long, round, yellow wax pods, one of the earliest wax beans in cultivation. Suitable for early or late planting, and an immense yielder. It is absolutely free from rust, and in dry seasons withstands drought quite effectually; the dense foliage insuring the plant protection from the scorching midsummer sun, and at the same time retaining abundant moisture around the roots, which keeps the plants continually vigorous. Don't fail to try them.

**Old Homestead, or Kentucky Wonder**—The most popular large poded Pole Bean; it bears in clusters and pods, is 7 to 8 inches in length, unusually prolific and very tender.

**Kentucky Wonder Pole Wax**—This bean possesses all the good qualities of the "Old Homestead," but is of a beautiful transparent yellow color. It commences to bear when scarcely higher than the average bush varieties and keeps producing until killed by frost.

**Beets.--Roth's Rubeen.** **Crosby's Improved Egyptian**—An improvement on the Early Egyptian. More globe-shaped and of unsurpassed eating quality.

**Columbian (New)**—A round, smooth-skinned variety, deep blood flesh; early and finest quality.

**Detroit Dark Red**—One of the best red turnip-shaped varieties. Has small, upright tops; splendid shape; color of skin is dark blood-red; flesh deep, bright red. Very crisp, tender and sweet; matures early, and keeps in good condition for a long time.

**Cabbage.--Kraut, Kopfkohl.** **Stein's Early Flat Dutch**—Earliest flat-headed Cabbage; succeeds the Jersey Wakefield. A remarkably fine strain; a sure, solid header, weighing ten to twelve pounds each; very best quality and most valuable for market; has a most excellent reputation.

**Thorburn's Colossal**—Largest and finest of all for fall and winter use.

**St. Louis Market**—This is the finest and best Late Cabbage ever put on the market. It is different from all other varieties. Stands longer in the field after maturing without bursting; large, solid heads of pale bluish green color that is most desirable in Cabbage. An excellent keeper and shipper. It will certainly give the greatest satisfaction to all who plant it. Our supply is grown from the original seed, and none better is to be had at any price.

**Danish Ball-Head Winter**—The heads are very hard and round, of good size and fine for keeping, shipping and kraut.

**Houser Cabbage**—Originated by Mr. George W. Houser, a well known market gardener, who, after 20 years' careful selection, succeeded in producing this phenomenal Cabbage. It is a large, fine shaped Cabbage, surpassing all others in quality and is a good header.

**Cauliflower.---Blumenkohl.** **Gilt Edge**—Large and heavy sort; of all sorts now in cultivation. undoubtedly the best and surest

**Large Early Snowball**—Short stem; finest strain. It is one of the best for forcing under glass or for open ground.

**Celery.** **Thorburn's Fin de Siecle**—We consider this the largest, hardiest, solidest, crispest, best keeping and best shipping Winter Celery we know of.

**Thorburn's Schumacher**—Immense size; solid and crisp; firm, golden yellow heart; a fine keeper; highly recommended.

**Cucumber.---Gurke.** **Livingston Evergreen**—Very hardy and evergreen, bearing until frost; very strong grower, early, firm and of best flavor.

**Commercial Pickle**—A new and valuable sort of the White Spine type, retaining its dark green color long after pickling.

**Cumberland Cucumber**—This new Cucumber is unequalled in earliness, abundance and fine form for Pickles.

**Soja Beans** Experience with this Bean, for the past several seasons, fully confirms its great value to the Farmer, both as a FORAGE CROP and SOIL IMPROVER. For particulars see page 21.



**Lettuce.---Salat.** **New Boston, or Hothouse Lettuce**—This new variety is especially adapted for growing in greenhouses; a sure header, not liable to rust, and very valuable for market gardeners.

**Thorburn's Maximum**—It is the largest and solidest of all our Head-Lettuce, and its table quality is simply perfect as to tenderness and crispness; flavor butter-like; it is also heat-resisting.

**St. Louis Market Lettuce**—It is the best Forcing Lettuce and also very valuable for summer on account of its slowness to shoot to seed. It is very hardy, requiring only a slight protection, produces fine, large, white heads, superb quality and remarkably early. No market gardener should be without this valuable variety.

**Onion.---Zwiebel.** **Prize-Taker**—Light, yellow, of enormous size.

**Mammoth Silver King**—Large, white.

Both sorts highly recommended for hot-bed culture.

**Australian Brown**—Medium size, hard, solid; very early; originally from Spain, but since acclimatized to this country became a better keeper.

**Water-Melons.** **Sweet Heart**—A fine oval, very heavy, light green Melon. Has no equal as a shipping Melon.

**Jones' Jumbo**—Grows to fine, large size; tough rind; flesh red and very sweet; ripens early.

**Monte Christo, or Kleckley Sweet**—The skin is too tender to admit shipping; most desirable, however, for home market. The shape is long and it is decidedly the sweetest of all Water-Melons.

**Musk-Melons.** **Rocky Ford**—This is by far the most popular sort on the market and commands higher prices than any other variety; it is very sweet and has a most delicate flavor with exceedingly fine smooth grained and light green flesh.

**Long Island Beauty**—Round shaped, green flesh and densely netted. The earliest, the finest quality and most beautiful of all Musk-Melons.

**Tip-Top**—Slightly oval; grows to good size; sweet, juicy, yellow flesh.

**Defender**—New—Of regular, even size and finely netted; about 7 inches in length; flesh bright orange, thick, crisp, melting and of splendid flavor.

**Peas.---Erbsen.** **Nott's Excelsior**—A splendid extra early, wrinkled new sort; dwarf and very prolific.

**Gradus**—Without doubt the finest Extra Early Pea yet introduced; it ripens almost as early as our Extra Early Market. The pods are large, and well filled with large wrinkled deep green Peas of the very finest quality; height three feet.

**Thomas Laxton**—Is an improvement on the "Gradus." It is said to excel the latter by being earlier and harder in constitution; has larger pods which contain 7 to 8 large wrinkled peas.

**Radishes.** **Triumph**—New, turnip-shaped; white with red stripes.

**New Icicle**—The name is given in allusion to the shape and the transparent whiteness of the root. The leaves are short; flavor exceedingly fine and very early. It is the first long white forcing Radish yet introduced.

**Deep Scarlet**—For forcing; matures by good cultivation in three weeks. The very best sort for market gardeners.

**Round Scarlet Chiffa**—The very best for summer and fall; matures in 6 to 8 weeks.

**Melrose Sweet Corn.** A new sort obtained by intercrossing the best early varieties and selecting for seed the earliest and largest ears. This process was kept up for several years, and the result is a Sweet Corn as early as the *Early Cory Corn* and with ears twice as large, and producing two or three ears to the stalk. On account of its sweetness, earliness, size of ears and productiveness, this is the best of all for market purposes.

**Premo World's Earliest Sweet Corn.**

It not only combines all the merits of the leading early varieties, but it is also really superior to them, all in size, quality and yield. Holmes' **Premo** can be planted fully as early as the Adams, for the young plants withstand slight frosts, while other varieties are tender and the seed will rot if planted before the soil becomes warm. The stalks grow about five feet high, and are very vigorous, generally bearing two well-developed ears to a stalk. Ears measure 1 to 2 inches longer than those of Cory or Adams.

**Tomatoes.** **Thorburn's Earliest**—The earliest Tomato ever grown. It is five days earlier than Atlantic Prize, of a fine rich scarlet color, a vigorous grower, very productive. The fruits are very large for so early a sort, smooth and of the finest quality. It is especially suitable for growing under glass.

**Thorburn's Rosalind**—Beautiful rose color; large and of uniform round shape; smooth solid, fine flavor, medium early and productive.

# Select List of Vegetable Seeds.

We have ONLY ONE QUALITY and that is the BEST. Neither the Private nor the Market Gardener will be disappointed on that point.

## BEANS.—Bohnen.



### DWARF OR BUSH.

#### Green Pod Sorts.

About the first of May select a warm, dry, sheltered spot, dig and manure slightly, make drills an inch deep and two feet apart, drop the beans two inches apart and cover not more than an inch deep. Keep hoed when not wet; keep the weeds killed, and plant every two weeks in succession.

<b>Early Valentine</b> —Cleveland's Improved—Productive and of excellent flavor, round pods .....	qt.	pk.
	25c	\$1 25
<b>Early Six Weeks</b> —Early and prolific .....	25c	1 25
<b>Early Mohawk, Improved</b> —Productive, hardy and of good quality .....	25c	1 25
<b>New Stringless Green Round Pod</b> —The coming market garden bean (See page 4) .....	25c	1 50
<b>Extra Early Refugee</b> —It is similar in every respect to the ordinary Refugee, but it is nearly two weeks earlier. It is enormously prolific, and from its earliness is almost certain to produce a crop, no matter how unfavorable the season. In quality it is unexcelled, being exceptionally free from string, and meltingly tender at all stages of its growth .....	25c	1 25

### DWARF BUSH LIMA.

<b>Henderson's Bush Lima</b> .....	qt.	35c
<b>Burpee's Bush Lima</b> .....	35c	
<b>Thorburn's Bush Lima</b> .....	35c	
<b>Wood's Improved Lima</b> —(See page 4) .....	50c	


## WAX PODDED SORTS.

<b>Golden Wax</b> —Early and very valuable, a well known standard .....	qt.	pk.
	25c	\$1 75
<b>Wardwell's Dwarf Kidney</b> —Extra early, purely wax pod, long, flat and remarkably free from rust .....	30c	1 75
<b>Bismarck Black Seed</b> —A long round pod variety, a great favorite .....	30c	1 75
<b>Thorburn's Refugee Wax</b> —With long, round yellow wax pods. The earliest wax bean in cultivation. Suitable for early or late sowing. An immense yielder. (See page 4) .....	30c	1 75
<b>Davis' White Kidney Wax</b> —(See page 4) .....	30c	1 75

## POLE BEANS.

Sow as soon as the soil becomes warm and dry, from first part of May (for all except Limas) in hills four feet apart each way. *Limas should not be planted until warm weather has fairly set in.* One quart of Limas will plant one hundred hills.

<b>King of the Garden</b> —Large in pod and bean; prolific .....	35c
<b>Small Lima, or Sieva</b> —Small, but good quality .....	35c
<b>Horticultural</b> —Excellent either as snap or shell bean .....	35c
<b>Case Knife</b> —Pods long and flat; for shell and snap beans .....	35c
<b>Cut Short</b> —A fine cornfield bean .....	35c
<b>Old Homestead</b> —We regard this far ahead of any other green pole bean. It is early, stringless, very tender and enormously productive. The round silvery pods hang in great clusters from top to bottom .....	35c
<b>Kentucky Wonder</b> —Wax (See page 4.) .....	35c



To the price of Beans, Peas and Corn 15c per quart should be added if ordered by mail.

**SWEET CORN.**



CORN.

(Fifteen cents per quart extra if sent by mail.)

**CULTURE.**— Plant in hills three feet apart each way and five or six kernels in a hill. Hoe often and draw soil up to the stem; break off side shoots. Make the ground rich with well rotted manure. Sown in drills, a greater yield from a given surface will be obtained. By sowing successive lots and properly selected varieties, the supply of Sweet Corn can be kept up until hard frosts kill the plants.

	Ready for market in	qt.	pk.
<b>Premo</b> — World's Earliest Sweet Corn. (See page 5.)	.55 days	25c	\$1 50
<b>Thorburn's Melrose</b> — (See page 5.)	.60	25c	1 50
<b>Extra Early Cory</b>	.55	20c	85
<b>Early Minnesota</b>	.65	20c	85
<b>Early Crosby</b>	.65	20c	85
<b>Old Colony</b>	.70	20c	85
<b>Perry's Hybrid</b>	.70	20c	85
<b>Potter Excelsior</b>	.65	20c	85
<b>Hickox</b>	.70	20c	85
<b>Improved Evergreen</b>	.70	20c	85
<b>Large Egyptian</b>	.85	20c	85
<b>Country Gentleman</b>	.85	20c	85
<b>Black Mexican</b> —Sweetest of all	.85	20c	1 00
<b>Extra Early Adams</b> —This is no true Sweet Corn, but it is the earliest of all corn.	.50	15c	85

**PEAS.—Erbfen.**

(Fifteen cents per quart extra if sent by mail.)



Light, dry soil, not over rich, suits the pea. Plant as early as the ground can be worked and again every two weeks in succession throughout the season. Plant in single or double rows, from four to six feet apart, according to height, about an inch apart in the row, and four inches deep. In the summer plant four to five inches deep, hoe often; tall sorts can be made to bear more freely by pinching in.

	Height feet.	qt.	pk.
<b>Thorburn's Extra Early Market</b> —Best strain, extra early, prolific and well-filled pods, in sealed bags.....	2½	30c	\$1 50
<b>Landreth's Extra Early</b> .....	2½	30c	1 50
<b>Alaska</b> —One of the earliest Blue Peas.....	2½	30c	1 50
<b>Rural New Yorker</b> —Very early, prolific and uniform in ripening.....	2½	25c	1 25
<b>First and Best</b> .....	2½	25c	1 25

**MEDIUM EARLY PEAS.**

	Height feet.	qt.	pk.
<b>Thomas Laxton</b> —(See page 5).....	3	60c	
<b>Gradus</b> —Also called <i>Prosperity Pea</i> ; the largest, earliest and best wrinkled Pea out. (See page 5).....	3	50c	\$3 25
<b>Everbearing</b> —Long pods and large peas; <i>sow thin</i> .....	2½	30c	
<b>Pride of the Market</b> —Very large pods, green peas; a good market pea; <i>sow thin</i> ....	2	30c	1 75
<b>Yorkshire Hero</b> —A spreading variety; very productive; <i>sow thin</i> .....	2½	30c	
<b>Heroine</b> .....	2½	30c	
<b>Champion of England</b> —A standard variety; <i>sow thick</i> .....	4	25c	1 50
<b>Shropshire Hero</b> .....	2½	30c	
<b>Melting Sugar</b> —One of the best edible pod sorts.....	4	50c	

**FOR LATER CROP.**

<b>Stratagem</b> —Very large pods and peas; of excellent flavor.	2	30c	1 75
<b>John Bull</b> —Delicious pea for main crop.	2½	30c	
<b>Telephone</b> —Enormous pods, first-class quality.....	4	30c	1 75
<b>White Marrowfat</b> —A standard sort.....	4	20c	1 10
<b>Blackeyed Marrowfat</b> —Hardy and prolific.....	3½	20c	1 10

**DWARF VARIETIES.**

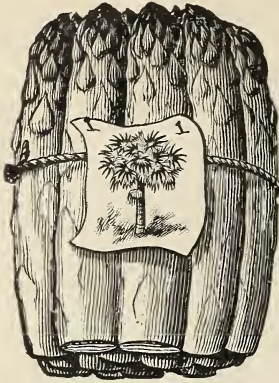
<b>Nott's Excelsior</b> —(See page 5)	1	30c	2 00
<b>American Wonder</b> —Early and productive.....	1	30c	2 00
<b>McLean's Little Gem</b> —Early straight pods.....	1	30c	1 85
<b>Premium Gem</b> —Extra Early.....	1	30c	1 85

For two years in succession Pea crop has been very short, consequently prices rule high.

**ASPARAGUS.—Spargel.**

(Eight ounces to 100 yards of row.)

**CULTURE.**— Sow the seed thinly in rows one foot apart in April or May and keep down all weeds. To secure strong, healthy plants, thin out the seedlings to three or four



Palmetto Asparagus.

inches in the rows, saving only the strongest. The one-year-old plants should be set out in spring in a rich sandy loam, dug eighteen inches deep, into which has been worked plenty of well rotted manure. If a stiff clay soil is all that can be had,

add plenty of sand and sift coal ashes to loosen it up and see that it is well under-drained. In planting for private use, set out in beds five feet wide, three rows in a bed, the outer being each one foot from the edge, and allow twelve inches in the row. Set the plants on little mounds in order to allow rootlets to fall naturally around the sides, so they are about six inches below the surface. Select a southern exposure if possible. If set out in autumn, top-dress with six inches of manure. For market on a large scale, set out 4 by 1 foot.

Every fall a good dressing of course manure should be applied after the tops have been cut and in the spring forked in. Never cut too closely. The roots need the benefit of some foliage during the year, else they will weaken and die. A slight dressing of salt in spring is beneficial and keeps weeds down.

	oz.	lb.
<b>Colossal</b> —The most improved standard sort .....	10c	\$0 50
<b>Palmetto</b> —Very desirable bright green .....	10c	75
<b>Columbian Mammoth White</b> .....	10c	75
<b>Barr's Mammoth</b> .....	10c	75
<b>Asparagus Roots</b> —Two years old, per 100, 75c; per 1000 .....		5 00

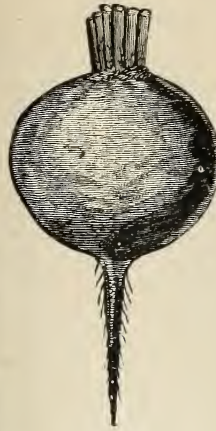
**BEETS.—Rothe Rüben.**

(Five ounces seed to 100 yards of row.)



Turnip Beets.

Sow in April for early, for a succession till last of June; about middle of May for general crop. The soil should be deep, rich, light loam, dry rather than moist. Rows should be 18 inches apart, and the plants thinned out to 8 inches in the rows. If you wish to raise sweet and tender beets, stir the soil often and kill the weeds.



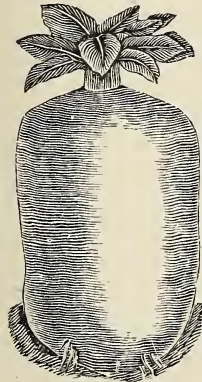
Eclipse Beet.

<b>Crosby's Imp'd</b> .....	oz.	lb.
<b>Egyptian</b> —(see page 4) .....	10c	75c
<b>Columbian</b> —New (see page 4) .....	10c	75c
<b>Eclipse Turnip</b> —Early, dark, blood red .....	10c	75c
<b>Egyptian Turnip</b> —Best for early forcing .....	10c	65c
<b>Edmand's Blood Turnip</b> —Best strain, fine shape, dark flesh and best for general crop .....	10c	65c
<b>Detroit</b> —Dark red (see p. 4) .....	10c	75c

**Mangel-Wurzel.—Runkelrüben.**

(Six pounds to an acre.)

**CULTURE.**—As all mangels require a deep soil in order to grow well, **plow and subsoil** if possible in autumn, at least a foot to eighteen inches, and apply plenty of rich manure.



Golden Tankard Beet.

The attention of farmers to the growing of roots for feeding stock has increased rapidly, judging from the increased sales of our selected seeds. The wonderful results are plainly shown in the health and general condition of the animals and the increased yield of milk in cows.

The seed should be sown in April and May in drills two feet apart, and afterwards thinned out to stand one foot apart in the rows. Keep well cultivated and you will have an abundant crop of roots for winter use. Through the winter keep them from freezing. If convenient, two sowings should be made.

	oz.	lb.
<b>Mammoth Mangel, or Norbiton Red</b> .....	5c	35c
<b>Golden Tankard</b> —Superior for dairy and stock feeding .....	5c	35c
<b>Giant Feeding Sugar</b> —This variety is quite an improvement on the above sorts, richer in sugar, better form, more prolific, and feeders pronounce it the most satisfactory feeding Beet .....	5c	40c

**SUGAR BEETS.**

<b>Improved Klein Wanzleben</b> .....	lb.	40c
<b>Improved Vilmorin</b> .....	"	40c
<b>White Imperial</b> —Best for poor soil .....	"	40c
<b>Danish Improved</b> .....	"	40c

**CABBAGE.—Kraut, Kopffraut.**

(Sow half an ounce in hot-bed 6 by 4 feet.)



Jersey Wakefield Cabbage.

Sow early sorts in hot-beds during February and March, and transplant middle of April. Sow later crop in April and May. They should be sown in shallow drills, four to six inches apart. When the plants are six inches high, transplant into *richly* manured ground; the early kinds two feet apart and later kinds three feet. The ground must be deeply loosened and worked thoroughly to grow large and good heads. Hoe often to kill weeds, and draw some earth upon the stems. If troubled by the cabbage flea, sprinkle the plants with Slug Shot, soot, wood ashes, lime or Scotch snuff. Either of the above will drive them away. One ounce of saltpetre, dissolved in twelve quarts water, will destroy the green worm. Set plants deep in the ground. Use sprayer; see page 3.

**Our Cabbage Seed is of the best Long Island growth. There is no better stock grown, and should not be confounded with cheap Imported Stock.**

- |   |           |     |     |
|---|-----------|-----|-----|
| Extra Early Spring — Small, flat head .....   | oz. ¼ lb. | 30c |     |
| Early Jersey Wakefield — Finest American, select stock, grown almost to the exclusion of all others by market gardeners ..... |           | 25c | 75c |
| Charleston Wakefield — Very large and finest strain of the above .....  |           | 30c | 85c |
| Early Winingstadt .....   |           | 20c | 50c |



Stein's Early Flat Dutch Cabbage.

- |  |     |        |
|--|-----|--------|
| Stein's Early Flat Dutch — (See oz. ¼ lb. page 4.) .....   | 25c | \$0 75 |
| Fottler's Improved Brunswick .....   | 20c | 75     |
| Improved Early Summer, or Excelsior — The finest best second early .....   | 25c | 85     |
| Selected All Seasons, or Succession Cabbage — One of the best second early or late, growing to a large size quickly and sure to head ..... | 25c | 85     |
| Surehead— Fine quality, large head .....   | 25c | 80     |
| <b>LATE.</b>   |     |        |
| Thorburn's Colossal—(See p. 4.) .....  | 35c |        |
| St. Louis Market — A fine late sort. (See page 5.) .....   | 35c | 1 25   |
| Autumn King, or Worldbeater .....  | 30c | 85     |
| Large Flat Dutch—American .....  | 20c | 65     |
| Large Flat Drumhead—American .....   | 20c | 65     |
| Danish Ball-Head—(See page 4) .....  | 25c | 75     |
| Houser—(See page 4.) .....   | 30c |        |
| Improved Drumhead Savoy .....  | 30c |        |
| Improved Red Stone Head .....  | 35c |        |

**CAULIFLOWER — Blumenkohl.**



Gilt Edge Cauliflower.


**CULTURE.**—This is the same as for Cabbage, except that extra manure and plenty of water will pay upon this. If the soil be dry, water frequently; and if the plants could have a heavy mulch of hay or straw, it would keep the soil moist, and the plants would not suffer from drought. The early kind's should be strong enough to plant out not later than the middle of April; the late kind may be planted out the same time as for cabbage. To destroy the Cauliflower maggot, it is recommended to take one ounce of sulphuret of potassium and dissolve in one gallon of water. Heat the liquid to about 100 degrees, take a large spoon, or something that will hold a 100th part of a gallon, and pour the liquid against the stalk of the plant just above the ground.

- |   |     |     |
|---|-----|-----|
| Henderson's Early Snow Ball—One pkg. ¼ oz. of the best for forcing or open ground, sure header .....          | 20c | 75c |
| Thorburn's Gilt Edge—Large, heavy sort, undoubtedly the best and surest of all sorts now in cultivation ..... | 20c | 75c |

*The above two kinds are the best and most successful for this climate.*

**SLUG SHOT is sure death to Green Worm on Cabbage and Cauliflower.**

**CARROTS.—Möhren.**



Carrots.

Sow as early as the ground can be worked, or, for late crops, until latter part of July. For main crop sow from the middle of May to the first of July. Thin out early crop to five inches in the row, main crop six to seven inches apart. Hoe often and deeply between rows. Soil light, sandy loam, richly manured and deeply dug. Sow at the rate of two pounds to the acre. *Deep culture secures quick growth and clean root, while otherwise roots become wormy and ill-shaped.*

- Guerrande or Oxheart**—Half long, oz. ¼ lb. stump rooted. Thick, short, bright orange color and of excellent flavor when young..... 10c 25c
- Early Scarlet Horn**—Very thick roots..... 10c 25c
- Half-Long Pointed**—A very popular strain; productive, early and valuable standard sort..... 10c 25c
- Chantenev**—Half-long, stump rooted; fine for garden and field..... 10c 25c
- Half-Long, Stump Rooted, Nantes Strain**—A popular market sort..... 10c 25c
- Half-Long Danvers**—Thick, of good quality, exceedingly productive.... 10c 25c
- Long Orange**—For late planting and best for stock..... 10c 25c

**CELERY.—Sellerie.**

(One ounce to one hundred feet of row.)



Golden Heart Celery.

Sow seeds in hot-bed, or in a box in the house, or in open ground as soon as can be worked. *If seeds are sown in bed care should be taken to keep the surface moist so that the ground does not bake, otherwise the seed will not come up.*

When the plants are two to four inches high make trenches a foot deep and four to five feet apart.

Enrich thoroughly the bottom of the trenches and transplant to six or eight inches in the rows, and as the plants grow haul fine earth up about them to

blanch their stems. Care should be taken not to let the earth get into the heart of the plant. Never trench while wet from dew or other causes, otherwise it has a tendency to rot and rust badly. Our Celery Seeds are all of American growth.

**Golden Self-Blanching**—A fine, oz. 1b. solid variety, similar to the White Plume, except that it is a golden yellow, where the Plume is white..... 40c

**Giant Pascal**—Larger and later than the above and of best quality... 25c \$2 00

**Perfection Heartwell**—The largest and finest of the winter varieties, either for family or market gardeners; the heart is golden yellow, and is of superior quality.... 30c 2 50

**Golden Heart**—The best for market gardeners..... 25c 2 25

**Boston Market**—Medium, solid, tender and crisp, Boston favorite 25c

**White Plume**—Requires but little blanching..... 30c 2 50

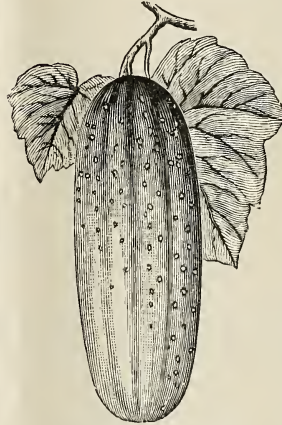
**Schumacher**—(See page 4)..... 30c

**Fin de Siecle**—(See page 4)..... 35c

**Celeriac, or Turnip-Rooted Celery**—Very large and superior quality 25c

**CUCUMBERS.—Gurken.**

(One pound per acre for pickles.)



White Spine Cucumber.

In February and March plant seeds in hot-beds, and when night frosts are gone, plant out in rich and newly dug ground, in hills and ridges, from four to five feet apart. Stop the leading shoots continually as the fruit shows; or plant the seed in open ground as soon as the weather becomes settled and warm. Use a shovelful of warm manure to each hill, and cover

with an inch or two of earth; scatter eight or ten seeds in a hill, cover half an inch and press it down. Hoe often, and when out of danger from insects, thin the plants to four in a hill. For pickles plant from June to July. To destroy all insects use KEROSENE SOAP. (See page 3.)

Owing to the unfavorable season Cucumber and all Vine Seeds are short, which accounts for the exceptional high prices.

**The New Cumberland**—Best pick- oz. 1b. ling cucumber known..... 25c

**Thorburn's New Everbearing**—Small, very early, enormously productive, bears until frost..... 20c \$2 25

**Early Cluster**—Fruit small, early and prolific..... 20c 2 00

**Early White Spine**—Best for early market and also good for pickles, 20c 2 00

**Chicago, or Westerfield**—One of the best pickling varieties..... 20c 2 00

**Long Green Giant Perra**—Best for table use..... 20c 2 25

**Green Prolific Pickling**—One of the best for pickling, dark green, very productive and uniform small size..... 20c 2 00

**Japanese Climbing**..... 25c

**Livingston's Evergreen**—(See p. 4.) 20c 2 25

**CORN SALAD.**—*feld-Salat.*

Sow during August, early September, or early spring, in drills, a quarter of an inch deep and six inches apart. If dry weather, tread in the seed lightly. Keep down the weeds with hoe. Just before winter sets in, cover thinly with clean straw.

Corn Salad .....oz. 10c 1b. 75c

**CRESS.**—*Gartenkresse.*

Sow in drills six inches apart; cover very slightly.

**Fine Double Curled**—Desirable for salad and garnishing .....oz. 15c  
**True Watercress**—Pleasant and pungent taste; sow near a living spring ..... 50c

**EGG PLANT.**—*Eierpflanze.*



**CULTURE.**—Sow in *well heated* hot-beds, very early in spring, and transplant when two inches high into a second bed or into small pots. If that is not done, thin to four inches apart. Do not plant out till the weather becomes perfectly settled and warm.

New York Improved Egg Plant. Cool nights or wet weather will check them. Keep some back in frames for second planting, in case of weather changing unexpectedly. Keep plants watered for a few days, if the sun is hot when put out. Set out plants three feet by two.

**Improved New York Purple** — The best; large, oval in shape and of deep purple color; grown very much more extensively than any other sort, both for private use and market .....oz. 30c

**ENDIVE.**—*Bindsalat.*

From May to July sow thin and cover slightly. When up, thin out to eight inches apart, and give a good watering afterwards when dry. When leaves are eight inches long, blanch them by gathering the leaves in the hand and tying them together near the top with yarn or bast; this must be done when quite dry, or they will rot. Excluding light will blanch them.

**Green Curled** — Very hardy, best adapted for winter use .....oz. 1/4lb. 15c 50c  
**White Curled**—A splendid early sort.....15c 50c  
**New Self-Blanching** .....20c

**KALE, or BORECOLE.**



Curled Scotch Kale.

**Krauskohl.**

(Sow one ounce to 100 feet in the row, and four pounds to the acre.)

Requires the same treatment as cabbage. It gets most delicious after being touched by frost.

**Improved Siberian, or Dwarf German Greens**—Best and hardiest; for fall sowing; beautifully curled and crimped; cover with straw; per lb. 65c .....10c 20c  
**Dwarf Green Scotch Curled**—This sort is still more curled, but not as hardy as the Siberian; per lb. 85c.....10c 25c  
**Tall Green Scotch Curled** .....15c 40c  
**Brown Dutch** .....15c 40c

**KOHL-RABI.**—*Kohl-rabi.*



Vienna Kohl-Rabi.

(One ounce to 100 feet in row.)

May be sown from April to July, and the plants afterwards treated the same as cabbage, only be careful not to hoe too much soil around the stem. Plant out in rows ten inches apart.

**Early Vienna**—Flesh white and tender.....25c 75c

**LEEK.**—*Poree, Sauch.*

(Two ounces to 100 feet in the row.)

Sow very early in the spring, in drills six inches apart and one inch deep; thin out to one inch apart. When seven inches high, plant out in rows eight inches apart and as deep as possible, so as not to cover the young center leaves. Water thoroughly, if dry weather when planted out; draw earth up to them as they grow; requires very rich soil.

**Large Rouen** — A very large growing sort.....oz. 20c  
**Large Musselburg**—For winter use ....oz. 20c

**MUSTARD.**—*Senf.*

Sow thickly during April and early May in shallow drills.

**White English** .....oz. 1b. 5c 50c  
**Black** .....5c 40c

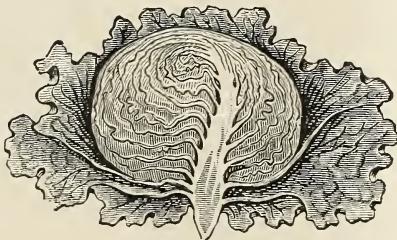
LETTUCE.—Salat.



Curled Lettuce.

Sow in frames in February and March, and in the open ground as soon as the ground can be worked, and thin out or transplant in rows nine inches to a foot apart. Sow every three weeks in succession during spring and summer. In September and October sow the winter varieties for early spring use. Lettuce requires good ground and moisture in abundance; hoe carefully and keep weeds down. Often Lettuce under glass is effected by green flies—three or four applications of Aphid Punk smoke will kill them, especially if the plants are not too large. If under glass sow some tobacco dust with the seed.


- Thorburn's Maximum Butter Lettuce**—(See page 5) ..... 30c ¼lb.
- St. Louis Market**—(See page 5.).....20c
- Glass House** — For forcing under glass .....20c
- New Boston Head**—Especially adapted for greenhouse culture. (See page 5.).....20c
- Early Golden Stone** — Best head lettuce for forcing.....15c 40c
- Early Simpson's**—White Seed, good for forcing and open ground .....15c 40c
- Early Simpson's Improved** — Black Seed; the very best for forcing.....15c 40c



Hanson Lettuce.

- Market Gardener's Private Stock**—A selected strain, solid large heads, resisting the sun for a long time before shooting up; good for early or late.....25c 75c
- Trianon Self-Closing Cos**—Finest of all Cos; stands the warm weather well. Do not fail to try it.....25c 60c
- Hanson's**—Heads very large, solid, tender and crisp .....15c 40c
- Buttercup**—Beautiful yellow, solid heads; good for forcing .....15c 40c

MELONS—WATER.



Kolb's Gem Water Melon.

**CULTURE.**—Form large and well-drained hills of rich earth, avoiding the use of fresh manure in such a way as to cause the plant to dry out under the hot sun. On this hill plant the seed as soon as the ground is warm and dry, and carefully protect the young plants from insects, and hasten their growth by the use of liquid manure.

Crops of all kinds of vine seed, such as Melon, Cucumber, etc., failed, and in consequence prices are very much higher this season.

- Phinney's Early**—Very early, flesh oz. 1b. deep red and of superior quality.....10c \$0 85
- Mountain Sweet** — Oblong, dark green, flesh red and solid.....10c 85
- Kolb's Gem**.....Largest, most productive and best shipping melon in cultivation.....10c 85
- Gipsy, or Rattlesnake** — Oblong striped, flesh scarlet and of good quality .....10c 85
- Peerless**—The best for private garden .....10c 85
- New Triumph** — A handsome dark green melon; very large size; flesh remarkably solid and of best flavor .....10c 85
- Seminole**—Large, moderately early, very productive and of delicious flavor .....10c 85
- Monte Christo, or Kleckley's Sweet** —(See page 5).....15c 1 25
- Dixie**—Choice, very large, solid red flesh and early .....10c 85
- Florida Favorite**—Improved Rattlesnake, superior strain.....10c 85
- Duke Jones** — Early, extra large; fine flavor; it is a favorite for shipping and home use .....10c 85
- Jordan's Gray Monarch** — Largest grown; crimson flesh; late .....10c 85
- Jones' Jumbo**—Large, good shipper, medium early. (See page 5.).....10c 85
- Sweet Heart** — Very large; light green skin; fine quality.....10c 85

**SLUG SHOT** and spraying with **Permol** or **Kerosene Soap** destroys **Bugs and Lice** on **Cucumbers, Melons and Squash** with certainty.



Melons—Musk—Zuckermelonen.

(One ounce to seventy hills; two pounds for one acre.)



Surprise Musk-Melon.

Plant late in the spring, in hills five feet apart, ten seeds in a hill; and thin out to four plants in the hill; draw soil up around the stems and top their points to make them branch when they begin to run. A warm, light, but rich sandy soil, suits them best. Dust a little soot or recently burned wood ashes on the plants when up.

	oz.	lb.
<b>Defender</b> —(See page 5.)	15c	\$1 50
<b>Rocky Ford</b> —(See page 5.)	15c	1 25
<b>Paul Rose</b> —(See page 5.)	10c	1 00
<b>Melrose</b> —(See page 5.)	10c	1 00
<b>Tip-Top</b> —(See page 5.)	10c	1 25
<b>Long Island Beauty</b> —The earliest and finest in quality, green flesh	15c	2 00
<b>Hackensack</b> —Extra early, large, round, green flesh, productive and of good quality	10c	1 00
<b>Montreal</b> —Large, round, very thick green flesh	10c	1 00
<b>Chicago Market Nutmeg</b> —Large, round, green flesh and fine quality	10c	1 00
<b>Bay View</b> —Large size, oblong, green flesh	10c	1 00
<b>Emerald Gem</b> —Small, extra early, smooth ribbed, dark green skin and orange flesh, quality first-class	15c	2 00
<b>Improved Christiana</b> —Round, flesh dark rich yellow, very thick and of delicious flavor; one of the best	10c	1 00
<b>Princess</b> —Round, heavily netted, salmon flesh, flavor sweet and delicious beyond description; early and good size	10c	1 00
<b>Osage</b> —Light green skin, coconut shaped, salmon flesh, very fine	10c	1 25
<b>Surprise</b> —Early, with rich orange flesh, of delicious flavor	10c	1 00
<b>Banana</b> —Long, slender, salmon flesh and good quality	10c	1 25

Use INSECT EXTERMINATOR, it saves your Melons. See page 3.

PARSNIPS.—Pastinafen.

(Five to six pounds to the acre.)

Sow during spring in drills one inch deep, and when three inches high, thin out from six to eight inches apart in the row, hoe often; soil should be rich and deep. May be left in the ground over winter and dug in the spring, as required. Even fresh seed is sometimes hard to germinate. Have soil well firmed after sowing.

<b>Abbott's</b> —Of excellent quality, smooth and quite large	oz. 1b.	10c 65c
<b>Long Sugar</b> —Standard variety	10c	65c
<b>Hollow Crown</b> —Best for general use	10c	65c

PEPPER.

Pfeffer.



Ruby King Pepper.

Sow in hot-beds in March, or in open ground in a seed-bed the latter part of April, in light warm ground; when three inches high, transplant to eighteen inches apart each way; hoe frequently. Seed is slow to germinate, and requires a good, warm hot-bed.

	oz.	lb.
<b>Mountain Sweet</b> —Large, mild flavor, used for pickling	25c	
<b>Ruby King</b> —Mild and one of the best, 4 to 6 inches long and 3 to 4 inches thick	25c	
<b>Large Bell, or Bull Nose</b> —An early variety; rind thick and fleshy	25c	
<b>Giant Emperor</b> —Scarlet, large and thick	25c	
<b>Golden Dawn</b> —Yellow, mild flavor, fine for stuffing	25c	
<b>Cayenne</b> —The variety of commerce, pods small, cone-shaped	25c	
<b>Coral Gem</b> —A wonderful productive and handsome pepper; it is covered with small, bright, coral red fruits, which are splendid seasoning	25c	
<b>Celestial</b> —A Chinese pepper; at first fruit is yellow, and after fully matured becomes a deep scarlet	25c	

OKRA.—Gombo.

Sow late in spring after the ground has become warm, in drills three feet apart, in rich manured land. Thin out from six to nine inches.

	oz.	lb.
<b>Dwarf White</b> —Early and productive	10c	75c
<b>New White Density</b> —Very tender; long pods	10c	75c

PARSLEY.—Peterfilie.



Moss Curled Parsley.

Soak the seed a few hours in warm water. Sow in spring in drills one foot apart. To preserve in winter, transplant in a light cellar or cold frame.

	oz.	1/4lb.
<b>Moss Curled</b> —Fine for garnishing	10c	30c
<b>Hamburg, or Turnip Rooted</b> —The roots used for flavoring soup	10c	35c
<b>Plain Parsley</b>	10c	20c

**ONIONS.**—*Zwiebeln.*

**CHOICE AMERICAN-GROWN SEED, TO RAISE LARGE BULBS.**

**All Our Onion Seed is of Last Year's Eastern Growth, and Should Not be Confounded with Cheap and Old Seed.**

(Two ounces to 100 feet in row; four pounds to the acre.)



Extra Early Red Onions.

**HOW TO RAISE THEM.**

Any land that will raise a good crop of corn, except stiff clay or gravelly soil, is suitable for onions. Select a sandy loam with a light mixture of clay; it is easier to work and produces good crops. Land that has been worked two years previously in hoed crops, and kept entirely free from weeds, would be in a desirable condition to commence with. Gather off any refuse that may be on it, and in October apply about fifty cart loads of manure to an acre. The manure should have been twice turned during the previous summer, and well fermented, to destroy any weed seeds that may be in it. Spread the manure evenly on the land, and plow it under, taking a narrow furrow, which will mix the manure more thoroughly with the soil. This will be all the preparation needed in the fall. As early in the spring as the ground can be worked without injury, give it a thorough dragging, first with an iron drag, then with a brush drag, after which rake the entire piece with steel hand rakes. Stretch your line perfectly straight in making your rows.

The sowing and growing of this valuable and remunerative crop used to be an extremely tedious and laborious business, but since the introduction of the Hand Drills and Cultivators—of which we have the latest and most improved patterns—it is comparatively easy to raise a large crop at moderate expense. After the seed is up it is of great importance to keep the weeds down; if that is not done at an early stage, when weeds appear, the crop will surely be a failure. Procure good seed at whatever price, for without it all your labor will be lost. It requires three to four pounds of seed to the acre. If large onions are wanted, sow thin.

When the tops die and fall, the crop should be pulled and spread evenly on the ground to dry; in about a week after being pulled, turn, or rather stir them with a wooden rake, and when the tops have become perfectly dry, cut them off one-half inch from the bulb. When the crop is designed for market, it should not be exposed to the weather longer than necessary to cure the crop, as the onions will lose their bright color by exposure.

	oz.	¼lb.	lb.
<b>Silver King</b> —(See page 5.)	20c	60c	\$2 00
<b>Large White Portugal</b> — Mild and delicious flavor, flat	20c	75c	2 25
<b>Large White Globe</b> — Southport strain	20c	75c	2 25
<b>Excelsior White Pickling</b> —Best for pickling	20c	65c	2 00
<b>White Silver Skin</b>	20c	75c	2 25
<b>Large Red Wethersfield</b> — A good keeper	10c	35c	1 00
<b>Large Red Globe</b> — Southport strain, a good keeper	15c	45c	1 50
<b>Yellow Danvers</b> —Standard sort; a good keeper; oval	10c	35c	1 00
<b>Large Yellow Globe</b> — Southport extra fine strain	15c	40c	1 25
<b>Yellow Globe Spanish, or Prize Taker</b> —(See page 5.)	20c	50c	1 75
<b>Australian</b> —Brown (See p. 5.)	15c	50c	1 25

**Above Varieties are All New Crop and Reliable.**



**ONION SETS.**

Red Bottom Onion Sets, raised from seed	} Market Price
Yellow " " " " " "	
White " " " " " "	
Red Top Onions	
Shallots	
Garlic	

**New Mode of Onion Culture.**

Of late eastern onion growers employed a new way of raising large crops of onions with success. This mode is to sow the seed carefully, from March 1st to 15th, in warm beds, in drills one inch deep and three inches between the rows. In about four weeks the plants will be about the size of a lead pencil and ready to be set out in well prepared soil, as fully described above, in straight lines from three to four inches apart and twelve inches between the rows. Have the tops and roots somewhat shortened by cutting so you get a stiff plant. In this way plants are easier to handle and stand more erect in the row.

It looks as if this were a great deal of work, but it is not nearly as much as to keep the weeds out of a patch of sown onions, besides gaining from four to five weeks earlier ripening of the product, which is of the greatest importance, as it is a well known fact that the earlier the onions are planted the better is the result. Prize Taker is particularly adapted for this manner of cultivation.

**POTATO.—Kartoffel.**

**CULTURE.**—In order to have the best success in growing Potatoes, and to secure a healthy, vigorous growth, and a crop free from rot, it is necessary to plant as early as the ground can be made ready. Select a rich soil, and plant in rows three feet apart, and the sets one foot in the rows. To kill the young weeds, run a light, steel-tooth harrow over the field lengthwise of the rows. This will allow the crop to get the start of the weeds, besides breaking up all lumps and leveling the ground ready for the cultivator. If wood ashes and plaster can be procured, sow a good dressing over the field after the potatoes are up. If a *very early* crop is desired, it will be necessary to *sprout* the potatoes before planting. Cut the potatoes into pieces of any size desirable, and place in a warm, light room from four to six weeks before required for planting in the open ground. During this time shoots will start out strong and vigorous, so that, as soon as planted, they will send out roots and grow much more rapidly than those treated in the ordinary way. Another method is to place the sets in a hot-bed two weeks before they are wanted, and then lift carefully and set out on fresh horse-dung, so that the heat will cause them to start at once. If the Colorado potato-beetle makes its appearance, the vines must be dusted with Paris Green mixed with about eighty parts of plaster; or, what is better, mix the Paris Green in water, one small tablespoonful to a pail, and apply with small broom, brush or sprinkler. Take care to stir the mixture often, or else the Paris Green will settle to the bottom. Two or three applications during the season will usually suffice to clear off all the beetles.


**Directions for Treating Potatoes to Prevent Scab.**

Dissolve corrosive sublimate (bi-chloride of mercury) in water at the rate of one ounce to eight gallons of water (1 to 5000), and soak the seed potatoes from sixty to ninety minutes. Dry them before cutting.

**EXTRA EARLY OHIO.**

This earliest of all varieties justly belongs at the head of the list; because no other variety will mature as early. Some very good early sorts will give eatable size potatoes about as early, but their tops will be green for days after Early Ohios have died.

Our stock is of the purest strain, raised in the most northern part of Dakota, and all those who bought of us for the last several years had the best results.



POTATO.

**THE NEW BLISS TRIUMPH.**

This variety is quite popular; tubers are of moderate size; color beautiful red. One of the best sorts for early market. Some growers claim that these are the earliest of all.

- Extra Early Red River Ohio,  
Everett's Six Weeks,  
Beauty of Hebron, Early Rose,  
The Thorburn, Carman,  
And Many Other Good Sorts  
at Market Prices.**

**SWEET POTATOES.**

Of which we make a **SPECIALTY** and are supplying a large territory. The most popular varieties are the

- Yellow and Red Nansemond,  
Yellow and Red Jersey,  
Red Bermuda,  
White Southern Queen and  
Vineless.**

**Directions Furnished HOW TO RAISE PLANTS**  
We furnish Plants of all the above Varieties of our own raising. Send for prices.

**PUMPKIN.—Feldkürbiß.**

<b>Kentucky Field</b> —Large round, salmon colored; especially for stock feeding .....	lb. \$Q 25
<b>Large Cheese</b> — Flat, best for family use .....	50
<b>Improved Cushaw</b> — Flesh solid and thick, fine grained, excellent for pies and does well planted among corn .....	50
<b>Cushaw</b> — Crookneck, fine grained and sweet .....	75
<b>Quaker Pie</b> —Finest late variety .....	75
<b>Mammoth Tours</b> — Growing to immense size .....	1 50

**RADISH.—Rettig.**

(Six pounds to an acre.)



Sow in a sheltered spot as early as the ground can be worked, and every two weeks until summer; then commence planting the summer varieties. The winter sorts should be sown in August. A light rich soil suits best. It should be borne in mind that Radishes must have plenty of room, otherwise they will be tough and wormy. A slight sprinkling of salt is beneficial.

New Triumph—(See page 5.)	paper,	10c
New White Icicle—(See page 5.)	paper,	10c
	oz.	lb.
Early Scarlet Turnip—French	10c	\$0 75
French Forcing Deep Scarlet—Crisp and beautiful; matures in 20 days	15c	85
French White Tail	10c	75
Scarlet Gem White Tip—(New) Forcing, matures in about 25 days	15c	85
Early White Turnip, or Box—French, pure white and sweet	10c	75
Early Carmine Turnip—French, for forcing, and best for open ground	10c	85
Yellow or Golden Summer Turnip—Popular as a market gardener's sort	10c	75
New Round Scarlet China—(See p. 5.)	15c	1 25
Early French Breakfast	10c	65
Early Long Scarlet—Short Top; the standard variety	10c	65
Wood's Early Frame—Half long, red,	10c	75
Delicacy—White, half long	10c	75
White Strassburg Summer—Half long	10c	75
Chartier—Long scarlet, white tipped	10c	75
White Stuttgart—Large, round, white sort	10c	75
<i>All above varieties are best suited for Market Gardeners.</i>		
China Rose—For fall and winter	10c	1 00
Black Spanish—For winter	10c	1 00
California Mammoth	10c	1 00

**SALSIFY.—Häferwurzel.**

Sow early in spring in drills, one foot apart, one inch deep, and thin out to four inches in the row; keep clean and cultivate the same as parsnips. Being left in the ground during the winter will not injure them.

	oz.	¼ lb.
Salsify, or Oyster Plant—French	15c	40c
Mammoth Sandwich Island—A large and a much more superior variety than the above	20c	50c
New Thorburn Improved—Thick rooted	25c	75c

**RHUBARB, or PIE-PLANT.**

Linneus-----oz. 25c

Every spring we have on hand a good supply of Rhubarb Roots at reasonable prices.

**SPINACH.—Spinat.**

(Twelve pounds sow an acre.)



Spinach.

Sow half an inch deep and a foot between the rows; thin out to eight inches; as soon as frost is out of ground hoe frequently to prevent the plants from running to seed. For winter crop, sow latter part of August or September. Lay straw between the rows at approach of winter, and very thinly over the leaves.

	oz.	lb.
Round Leaf—Generally preferred for spring sowing	5c	20c
Prickly—This is the hardest variety; best for fall sowing	5c	20c
Bloomdale, Savoy-Leaved—A productive variety, quite hardy	5c	20c
Long Standing—The longest standing before running to seed, and consequently one of the best varieties	5c	20c
Victoria—Fine variety for spring sowing	5c	20c

**SQUASH.—Speisefürbisse.**


Plant in hills in the same manner and at the same time as melons, the bush four feet, and the running kind six to eight feet apart.

Squash cannot be planted with any degree of safety in the Middle or Northern States before the middle of May, as they are extremely tender and highly sensitive to the action of bad weather.

	oz.	lb.
White Bush, or Scallop Summer	15c	\$1 00
Improved Large Summer Crookneck	15c	1 00
Boston Marrow—Oval, bright orange; flesh yellow and fine	15c	1 00
Essex Hybrid—This variety is one of the finest grained and sweetest of the squash family	15c	1 00
Hubbard—A general favorite for late use, and of superior quality	15c	1 20
Sibley's, or Pike's Peak—One of the finest winter varieties; thick bright orange flesh	15c	1 00
Ford Hook—Early, excellent keeper through the winter, of finest quality and full meated	15c	1 20

**TOMATOES.—Liebesäpfel.**

(One-half ounce in hot-bed 6x4 feet.)



Buckeye State.

Our Tomato Seeds are unequalled for their purity and fine quality; are all saved from choice, selected fruit.

Sow in hot-beds in February and March, and transplant in open ground when the weather becomes warm and settled, or sow in open ground in May, and transplant when plants are six inches high, four feet distant from each other; soil should be made light and rich. By transplanting plants into pots fruit may be had several weeks earlier, and by pinching off the small tips will hasten the ripening considerably. The plants, before setting out, ought to be hardened until the stalk gets to be red. Should the plants be long and slim put them in slanting. Old manure should be used for soil.

- Spark's Earliana**—Claimed by the intro- 0z.  
ducers to be the earliest large tomato  
in the world. Color bright red. The  
seed we offer is grown from the origi-  
nal stock..... 60c
- Thorburn's Earliest** (See page 5.)..... 40c
- Thorburn's Century**—Very large, ex- 40c  
tremely productive, extra early
- Dwarf Champion**—Distinct foliage, grows 30c  
compact and upright, fruits early and  
is quite popular among gardeners
- Buckeye State**—Purple, very large, solid 25c  
**Acme**—Early, smooth, purple and one of  
the finest..... 25c
- Livingston's Magnus**—It is distinct and 25c  
has the color of Livingston's Beauty  
and Acme, but more solid than either.  
Fruit in clusters; matures quickly for  
early market.....
- Livingston's Beauty**—Purple, regular 25c  
in form, good shipper
- Livingston's Favorite**—Solid and large 25c
- Livingston's Perfection**—Smooth pro- 25c  
ductive
- Honor Bright**—Fruit bright red, finest 25c  
flavor, solid and especial good shipper
- The Stone**—One of the best introduced 25c  
for years. It is very large, perfectly  
smooth and of a fine, bright scarlet color
- Ponderosa**—The largest variety in culti- 60c  
vation
- Long Keeper**—Bright red, early, very 30c  
productive and the longest keeper of all  
tomatoes.....
- Matchless**—Bright red, solid; immense 25c  
yielder; one of the best for canning....

**TURNIPS.—Weiße Rüben.**



Purple Top Milan Turnip.

For early use sow as early as the ground can be worked. Rutabaga and other kinds for winter, sow in July and August. Much larger crops are obtained, particularly of the Rutabagas, by cultivating in drills 18 inches apart.

- |  | oz. | lb.    |
|--|-----|--------|
| <b>White Model</b> —Perfectly globular, snow white.....                      | 10c | \$1 00 |
| <b>Early Dutch</b> —A good variety for first crops.....                      | 10c | 0 75   |
| <b>Extra Early White Milan</b> —A new and valuable variety.....              | 15c | 1 00   |
| <b>Extra Early Purple Top Milan</b> —One of the earliest varieties.....      | 15c | 1 00   |
| <b>Purple Top Strap-Leaf</b> —One of the best varieties for general use..... | 10c | 55     |
| <b>Red Top Globe-Shaped</b> —A standard late sort for market.....            | 10c | 55     |
| <b>Improved Rutabaga</b> —Good for table or stock; hardy and prolific.....   | 10c | 65     |
| <b>Snowball</b> —Small and of rapid growth.....                              | 10c | 75     |
| <b>Rutabaga, Thorburn Family</b> —Fine grained and best quality.....         | 10c | 65     |
| <b>Seven Top</b> —For greens.....  | 10c | 75     |

**HERBS.—Kräuter.**

Herbs are available for culinary and medicinal purposes. They are easily grown, and when preserved by drying are ready for use at any season of the year. Sow in spring, as soon as the weather is warm, and thin out as the plants grow up; or, the seed may be sown under glass and the young plants afterwards transplanted to their respective beds. The perennial kinds should occasionally be divided and transplanted in spring. Those marked with a \* are perennial, and when once obtained in the garden may be preserved for years.

- |                    |                        |
|--------------------|------------------------|
| <b>Anise.</b>      | <b>Majoram.*</b>       |
| <b>Balm.*</b>      | <b>Marshmellow.</b>    |
| <b>Basil.</b>      | <b>Rosemary.*</b>      |
| <b>Borage.</b>     | <b>Rue.*</b>           |
| <b>Caraway.*</b>   | <b>Saffron.</b>        |
| <b>Coriander.*</b> | <b>Sage.</b>           |
| <b>Dill.</b>       | <b>Savory.</b>         |
| <b>Fennel.*</b>    | <b>Tansy.*</b>         |
| <b>Hysop.</b>      | <b>Thyme.</b>          |
| <b>Horehound.*</b> | <b>Tarragon Roots.</b> |
|                    | <b>Lavender.*</b>      |

Price per Paper, Five Cents.

**MISCELLANEOUS SEEDS.**

PRICES ON APPLICATION.

- Beans**—California Tree and Navy Beans.
- Bird Seed**—Hemp, Canary and Rape.
- Buckwheat.**
- Cotton Seed.**
- Flax Seed.**
- Tobacco Seed**—Havana and many other sorts.

# Selected Farm Seeds.

To our Farmer Friends we would particularly impress the fact that our Field Seeds are thoroughly cleaned by new and improved machinery. Our old customers are well aware of that and always give us the preference. They know that pure and clean Seeds give satisfaction to both buyer and seller.

On account of Fluctuation of the Market Values, Prices cannot be given in Grass Seeds, Clover, Grain, Etc.—**Prices on Application.**

## GRASS SEEDS.

The best means of improving meadows, pastures and lawns is to sow a sufficient variety of grass seeds, and we trust our customers will give some of the kinds a trial in connection with Timothy, which by many is believed to be about the only grass to be sown for hay.

**Timothy** — Decidedly the best grass for hay. Sow one peck per acre.

**Orchard Grass** — Valuable for grass and hay; grows in all dry and shady places; sow from 15 to 20 pounds per acre.

**Red Top** — A valuable permanent grass for meadows and pastures; grows in almost any soil, moist or dry; sow 10 lbs. per acre, clean seed.

**Kentucky Blue Grass** — Best pasturage grass for our soil and climate. It is most valuable for lawns, yards, etc., combined with some White Clover. For hay, sow one bushel, and for lawn, three bushels of clean seed per acre.



RYE.

has hitherto been so extensively cultivated in preference to many other equally nutritious sorts.

**Italian Rye Grass** — One of the most valuable grasses in Europe, being equally suited to all climates. In England it is considered the best known grass to cut green for soiling, affording repeated large and nutritious crops.

### English Rye Grass

— Is the staple grass of Great Britain, entering largely into the composition of many of the richest meadows and pastures. Its natural adaptation to almost all cultivated soils, and its early maturity are the reasons it

**Rhode Island Bent Grass** — Resembles Red Top, but is of dwarfer habit, with shorter and narrower leaves. It makes a beautiful, close, fine turf, and is one of the very best grasses for lawns. It adapts itself to almost any soil, rich and moist, or dry, sandy and sterile.



Bromus Inermis.

### Bromus Inermis

— An erect perennial, 3 to 5 feet high, native of Hungary, where it is considered one of the best hay grasses — yielding a good return in the arid and silicious soil. The nutritive quality of its hay, however, is much inferior to that of our standard native sorts, so that we should recommend it only for dry, arid soils, where the better and more delicate

grasses would not grow.

**Tall Meadow Oat Grass** — Most valuable for pastures on account of its early and luxuriant growth.

**Hard Fescue** — Not very productive, but it is of a very fine quality, and thrives well in dry situations, where many other grasses would fail, thus making it a very desirable pasture variety.

## GRASS MIXTURES

### FOR PERMANENT PASTURES.

We also keep a mixture of permanent pasture grass, containing many sorts of fodder grasses. Some of these mature so early and others so late that from the beginning of spring until winter sets in, there is no time when one species or another is not at its best

## CLOVER SEED.

In purchasing Clover as well as any other Seed, always buy the best quality that is possible to procure; although the price may seem high, it is much cheaper than buying a poor quality at a low price. The low price Seeds are usually badly cleaned, of poor germination and very often contain mixtures of weed seeds of other plants. It is often the case that a farmer will buy low grades Clover Seed, intending only to use it for soiling purposes and not caring whether there is a small proportion of weed seed in it or not, but he certainly will find out that he made a mistake and too late to be retrieved.

**Red Clover**—Will succeed in any soil; sow 6 to 8 lbs. per acre.


**Mammoth, or Sapling Clover**—Is used mostly to plow under for fertilizing; sow 6 to 8 lbs. per acre.

**White Dutch Clover**—Usually sown for cow and sheep pasture; also very fine for lawns. Sow 5 to 6 lbs. per acre.

**Alfalfa, or Lucerne Clover**—Is perennial and lasts from 8 to 10 years; the roots penetrate from 10 to 15 feet into the ground. For a permanent meadow it does best on alluvial soil. Sandy loam with a porous underground, so the water passes off readily, is preferable. *Hard pan and wet underground is fatal to the plant.* As a hay crop it has no equal and the feeding value of number one Alfalfa is equal to bran at \$17.00 per ton. It should be sown here from the 15th of August to 10th of September. Plow the ground some time previous, making a fine but not too deep seed-bed. Sow from 20 to 25 lbs per acre and run over the smoothing harrow once or twice. In spring it may be sown in April after severe frost is past, but in doing so you will have weeds to contend with and which may smother the young plants. In this case mow the weeds when they are 6 to 8 inches high and not remove them but let them lay on the ground. A thick stand is desirable, otherwise hay will be too coarse. Cure the Alfalfa hay as you would Red Clover and save all the leaves if possible. It may be cut three times during the season.

**Alsike, or Swedish Clover**—Perfectly hardy, does not heave in winter or spring from frost; stands drouth well, and is in many respects superior to common Red Clover. It affords a large return of hay; is excellent for soiling and unsurpassed for the honey bee. When the plant is once established, it will remain for many years in full vigor. It is at its best in a moist situation and alluvial bottom soil. It certainly would pay any farmer to try it. Alsike also produces a valuable crop of seed. Sow 5 to 6 lbs. to the acre.

**Crimson Clover** (*Trifolium in Carnatum*)—An annual with bright scarlet flowers, largely grown in our southern states for improving the soil by turning under. It makes a very valuable crop for soiling and pasturage. Sow 20 lbs. per acre in late summer or early fall.



Millet.

**German Millet**—This variety is not so early as the common Millet, but yields much larger crops. Sow 25 lbs. per acre.

**Common Millet**—Sow from May 1st to June 20th for seed, or until the last of July for hay. Sow 25 lbs. per acre.

**Hungarian**—A valuable forage plant; cultivate same as Millet. Sow 25 lbs. per acre.

**Sorghum**—Is a wonderful plant. It can be grown to provide cane for making syrup in every state of the Union. It is one of the best soiling foods we have. It furnishes fodder of an excellent quality for live stock, such as cattle, sheep and swine, when fed in autumn or winter. It is one of the best forage plants *that we shall ever have.* The seed also can

be turned to good account as food for all kinds of domestic animals kept upon the farm. It is principally best adapted for summer pasture; it strikes its roots deep, thus furnishing an abundance of succulent pasture at a time when it can not be obtained from any other source. After being cut off, it has the power of sprouting up again. The fattening or milk producing properties are of high order. It is sown right after corn-planting, or as late as middle of July for pasturage. It takes from 40 to 50 lbs.—broadcast—per acre, and if drilled, half that amount; for molasses, four to six pounds.

**Kaffir Corn** (Non-Sacharine)—Has an up-right habit of growth, not quite as high as sorghum, hence it is more easily handled in the sheaf. The leaves are large, long, fairly numerous, and they usually retain much of their greenness for some time after the maturing of the seed, which is in abundance. It succeeds well in ordinary corn land, and even prevailing drought does not hinder to harvest a good crop of great value for feeding and grazing. Like sorghum it is continually sprouting up again. The seed is much liked by poultry. It takes about 20 lbs. seed drilled in, which is preferable to broad-casting. *This is particularly the fodder for dry seasons.*

**Teosinte**—A valuable fodder plant resembling Indian Corn, 75c per lb.

# Selected Field Seed Corn.

We are procuring our Seed Corn from a section of country best suited to produce not only a fine quality, but by means of clean culture Corn that is pure and true to the name, and we are warranted to say that no better Seed Corn could be got, no matter what price you have to pay.

It is certainly to the best interest of the farmer to renew and improve his seed stock in order to raise larger and better crops at a mere trifling outlay. By means of Corn being used for so many purposes, and besides the increasing export, prices are bound to keep up.


Average Price About \$1.25 Per Bushel.

**King of the Earliest**—The earliest Dent variety, ripening in eighty-five days, and can be grown as far north as any other variety of Dent or Flint corn. Stalks small, with broad leaves. Ears short, twelve to sixteen rows well filled. Grain long, yellow, making an extra quality of meal.

**Pride of the North**—One of the best Yellow Dent Corn grown, can be planted in this section as late as July 10th, and it will fully mature before frost. Ear is from seven to ten inches in length and one to two inches in diameter; grain is deep yellow in color, and of long, narrow shape, but thick; cob is very small and red. A fine corn to grow.

**Waterloo Extra Early Dent**—Originated in Nebraska, where it is noted for its great earliness; ripening in ninety days. The ears are small, but it is a great yielder, and will shell sixty pounds of corn from seventy pounds of ears every time.

**Improved Leaming Corn**—The Improved Leaming is considered the earliest Yellow Dent in cultivation. The ears are large and handsome, with deep grain of deep orange color and small red cob. Stalks grow to medium size (not large) with few suckers, tapering gradually from root to top, producing two good ears to each stalk: husks and shells easily. One hundred and thirty-six bushels shelled corn have been grown to the acre on good corn ground. It is also adapted to a greater variety of soils than any other variety, producing unusually well on light or heavy land, where other varieties would not thrive.



CORN.

**Early Butler**—This has been one of the leading varieties for a few seasons past. We can not recommend it to highly for planting in northern latitudes or late planting. The ears are of good size, with very deep grain, of beautiful golden color and small cob. It ripens very early and cures quickly.

**Early Mastodon Corn**—An early Dent variety, originated in Ohio. The ear is very large and grain deep. It grows strong, rank, rapid, and makes the finest appearing shelled corn, being purely Dent, of two shades of white and yellow.

**Iowa Silver Mine**—The ears are very uniform in size and shape, with sixteen to twenty straight rows of deep, pure white kernels on a small white cob. It matures in about ninety days, being about one week earlier than Champion White Pearl. *It is one of the heaviest yielders we know, having yielded over 100 bushels to the acre.* It is entirely distinct and will give satisfaction.

**Champion of White Pearl**—The handsomest and one of the most popular White Dent Corn; very productive; ripens in 100 days.

**Iowa Gold Mine**—It is early, ripening in about 100 days; ears are of good size and symmetrical: color a bright golden yellow; grain is very deep; cob small, and therefore dries out very quickly as soon as ripe. Extremely productive.

**Golden Beauty**—Long, handsome and extra large ears, containing twelve to sixteen rows; small cob and bright yellow grain.

**Pride of Nishna**—Large yellow Dent. We consider this variety one of the best yet introduced. It matures thoroughly in this climate, and is a big yielder.

**Legal Tender**—Pure yellow, uniform ears, very large and productive, deep grain and small cobs, maturing in 115 days.

**Wisconsin White Dent**—Considered by many the best Early White Dent.

**Thoroughbred White Flint**—Of spreading habit; not more than one kernel should be left to grow in a hill. Its great suckering habit, breadth of blade and smallness of stalk recommend it as the most valuable, both for fodder and ensilage. **Per bushel, \$2.50.**



# FORAGE AND MISCELLANEOUS SEEDS

**Dwarf Essex Rape**—Is beyond all question one of the most useful fodder plants that has yet been introduced into the United States, and so it is likely to continue through all time. It is easily grown and possesses remarkable fattening properties for sheep, swine and cattle. Rape requires a rich, moist, loamy soil, such that will produce good crops of turnips, cabbage, wheat and corn, will suit the rape. If the seed is sown the latter part of June, it can resist the drought, and the crop can be ready when it is most needed. It also does well when sown with oats. After the oats are cut the rape grows rapidly. It is especially adapted for a catch crop, succeeding well when for any cause other crops have failed. It is like the turnip, making its growth late in the season. It can be sown in the stubble and will make excellent pasturage in the fall. In putting in cattle or sheep, precaution should be taken to prevent them eating too much and getting bloated. After they are getting used to it there is no further danger. It may be sown from April to August. Any farmer may find a corner to sow some for experiment. Sow from four to six pounds per acre.

We sell the genuine imported article, 10 lbs., 65c; 100 lbs., \$5 50

**The Cow-Pea**—Is proving a blessing to the agriculturists of the United States. It is grown for forage, for enriching the soil and for winter fodder. But its greatest value lies in its power, first to grow in worn and poor soil, and second, to renovate it. This recuperating power arises, first, from the ability of this plant to gather nitrogen from the air and to store it in the soil; second, from the large amount of vegetable matter which it brings to the soil in its roots and also in the vines when plowed under.

Without a doubt the cow pea will produce more forage to the acre than any other plant; and for fattening sheep and hogs it has no equal. They do not touch corn as long as the Pea-vines last. Cow-peas grow on land too poor for red clover, and are not affected so easily by heat or drouth. It makes poor land rich and good land more productive. If wanted for forage, plant in drills 3½ feet apart, or in corn after it is laid by; cut when forming peas and cure like clover; and if for fertilizer, one foot apart; turn under when in bloom. It is a sure cropper; much more so than clover. Have your soil well pulverized and sow from one to two bushels per acre about May 15th.

There are many kinds of cow peas but *Warners' Extra-Early and Whippoorwill* are the most popular for seed and the *Clay and Mixed* for soiling.

Prices on Application.

**Canada Field Peas**—Sow at the rate of one and one-half bushels per acre by themselves; or sown with oats, one bushel peas and three-fourths of a bushel of oats per acre. Sowing with oats is a decided advantage as the oats help to hold the peas off the ground, enabling them to make a better growth, and as they both mature together they make a splendid feed, which cures admirably as hay or dried forage. Price, \$2.00 per bushel.

**Soja Beans**—The haulm is stiff, and the pods are produced in clusters. Thrives well in hot and dry weather. It is planted at the rate of one-half bushel to the acre, in drills 2½ to 3 feet apart and cultivated like corn. It is highly recommended for green fodder, and is an excellent soiling plant. It contains more protein and nitrogen than any other plant known. In point of nutritive value it is unequalled and makes, in connection with corn, as a number of our customers state, a "balanced ration" grown upon the farm, saving the farmer from paying out cash for oil meal, bran, etc. Soja Beans should unquestionably be one of the staple crops with every farmer.

One of the farmers said: "I seeded the Soja Beans in alternate rows with corn, seeded thickly for fodder late in June; cultivated both crops frequently shallow and harvested them together. They cured very nicely, put up in the shocks with corn, and I am now feeding the fodder and beans with very satisfactory results".

When sown broadcast Soja Beans should be sown at the rate of one bushel per acre. Sowing them thickly will prevent the stalk from growing too coarse and enable them to be cut and turned under to better advantage. Price per bushel, \$2.50.

**Sand Winter, or Hairy Vetches**—They are hardy and grow well on poor and sandy soil. Plants are cut before setting seed and a second good crop will follow. Per lb., 18c.

**Broom Corn**—It requires similar soil and culture as corn but should be planted later, in drills 3½ feet apart. Per peck, 50c.

**Wild Rice**—Put the rice in coarse linen or cotton bags and sink them in water for twenty-four hours; sow in September in soft mud bottom—as much out of the current as possible. One lb., 25c; 10 lbs. \$2.00.


**Mammoth Russian Sunflower**—A large yielder and an excellent food for fowls. Per quart, 5c.

**Speltz**—A grain of wonderful hardness and productiveness; it grows like rye and matures as early as barley. Sow early in spring, 75 lbs. to an acre. Price 2c per pound.

# FORMATION OF LAWNS FROM SEED.

**T**HE ground should be thoroughly drained and well prepared. The soil ought not to be too rich, as a rapid growth is not wanted in the grasses of a lawn; but the surface should be as much alike in quality as possible. After sowing, the ground should be rolled, in order to press the seed firmly into the soil. The proper time to sow grass seed is from March 15 to April 15. Seed also may be sown in the fall providing it is done early enough to secure a good strong growth before winter sets in. The sowing should be done when the ground is moist, or before an expected rain; cover lightly with soil and a subsequent rolling or firming the ground with a roller or a heavy board, is always advisable. Rolling and dragging, however, should not be done when the soil is very wet.

**ROLLING.**—As soon as the frost is out of the ground in the spring, the land should be gone over with a heavy roller. Winter frosts loosen the soil, and rolling is necessary to compress it again. If grass seed is to be sown, this should be done first and the rolling immediately afterwards. Frequent rollings are recommended.



**Mowing.**—All turf-forming grasses are improved, both in vigor of root-growth and in fineness of texture, by frequent mowings. It is impossible to say just how often the grass should be mown, as that depends upon the rate at which it grows. Too close cutting should be guarded against, however, especially during the hot summer months, when the roots require some top-growth to protect them from the burning sun. A good top-growth is also necessary to protect the roots from severe winter frosts. Mowing should therefore be discontinued in time to let the grass grow pretty long before winter sets in.

## OUR LAWN GRASS

Contains, besides Bluegrass, a composition of the finest perennial or lasting grasses which will, in the shortest time possible, produce a beautiful, compact turf, enduring the summer heat and insure a rich, deep green sward throughout the season.

This mixture is absolutely free from obnoxious weeds, and no better can be offered by any Seed House.

**Bluegrass** sown alone *perfects* itself alone the second year after being sown.

Do not be sparing of seed. From three to five bushels to the acre, or one pound for 20x20 feet is little enough. More seed is needed on poor soil than on that which is rich.

**For Shady Places.**—We have a special mixture for this purpose.

Dock Dandelion and Plantain, natural to the soil, spring up spontaneously; are most troublesome and should be watched and exterminated on appearance.

## OUR SPECIAL LAWN FERTILIZER

Never fails to produce a rapid and rich green growth, and is much more preferable than barn-yard manure, which is the principal source of dock plantain and all sorts of obnoxious weeds. In early spring sow at the rate of ten pounds to 15x20 feet. It should be applied annually. **Price, 10 pounds for 40c; 25 pounds for 75 cents.**



## FLOWER SEEDS.

Encouraged by the Many Flattering Testimonials from our Customers, we are offering a Particularly Large and Fine Assortment of

### Choice and Reliable Flower Seeds and Bulbs.

Mostly of our Own Importation and adapted to our Climate.

NO OLD SEED OFFERED

#### BRIEF HINTS ON SOWING AND CULTIVATING.

READ CAREFULLY.

**T**HE GENERAL RULE for sowing flower seeds, as well as any other seeds, is to sow them at the proper depth; and the depth at which they are sown should in every instance be governed by the size of the seed itself. As the sprouts of small seeds are naturally small, if sown as deep as large seeds, they will be either unusually long in starting, or more likely, perish in the ground after starting, from want of sufficient strength in the young sprouts to force a passage through the soil. *Very small seeds*, such as *Portulacca*, *Campanula*, *Digitalis*, etc., should be merely sprinkled over the surface of the ground after making quite smooth with the back of a spade, and barely covered with finely sifted, light mellow soil, and afterwards protected from the scorching sun and heavy rains by a cloth, mat, or some green branches stuck around it.

Another great object is to be considered is the soil into which the Flower Seeds are to be sown. The soil best adapted for flowering plants generally is a light, friable loam, containing a sufficient amount of sand to render it porous. A great many varieties will live in almost any kind of soil, except it be extremely dry, sandy, calcarous, or of a stiff, heavy character; still to give them a fair chance for development, some little pains should be taken in adding to the soil, as much as possible, what may be wanting in it. Deep digging and enriching with thoroughly decayed manure, is the least that should be done. If the weather, after sowing, should be dry, it will be necessary to water the

places where the seeds are sown, with a fine watering pot, regularly but slightly every evening, as it is essential that the seeds, during the process of germination, should be kept constantly moist. From a neglect or oversight of this, arise most of the failures. As the process of germination is shorter or longer in the different kinds of seeds, the patience of the cultivator is often sorely tried with seeds of a slowly germinating character. The patience of a devoted florist, however, never exhausts in these manipulations, and the certainty of his final success repays him fully for the little trouble.

The best results will generally be obtained by the beginner by concentrating the crop or sowing all the varieties in one pot or bed, or a portion of ground, whatever its size may be, sufficiently large to hold all sorts placed in parallel rows at one foot apart, and this concentrated plantation can be carefully weeded, and otherwise attended to during the early stages of growth.

Afterwards, when one or two inches high, the young plants can be removed on a rainy or cloudy, damp day, to permanent positions; here the earth must be carefully prepared for their reception, being especially enriched by a previous application of very short, well-rotted stable manure or compost.

In the after culture the most important matter is to keep the clumps well thinned, for crowding will defeat all other preparations, while space, which at first seems four times too much, will serve to develop robust plants, which by their ample leafage and well developed flowers, will amaze people not familiar with the conditions necessary to successful plant culture.

In transplanting plants it is important to cut back branches and leaves, in order to secure drift and good shape.

LEAF MOULD IS AN EXCELLENT MATERIAL FOR SOWING FINE SEEDS SUCCESSFULLY.

# Choice Flower Seeds.

## PRICES:

Unless special marked, price for each paper Flower Seed, 5 cents; per dozen papers, 50 cents.

POSTAGE PAID.

Directions for SOWING are Printed on the Different SEED PACKAGES.

## EXPLANATION OF THE MARKS.

"a" represents "annual," lasting but one year; "p" represents "perennial," three or more years. A large number of Biennials and Perennials, if sown early, flower the first season and are marked "†"; "h" represents "hardy;" "h h" represents "half hardy;" "t" represents "tender."



ASTER.

**Aster** (h h a) — Seeds are imported from Germany and saved from the finest double sorts. There is nothing finer than a bed of these in autumn. They need cool weather with a touch of frost in the air, to bring out their colors. Seed should be sown in open ground in May to bloom finely in September and October, when the flowers are seen at their best. For earlier blooming sow under glass, or special hot-beds in March or April. Sow seed one-half inch deep in rich light soil. Transplant two or three times, eighteen inches apart each way. Do not use fresh manure. A small portion of unslacked lime or wood ashes keeps insects from the roots.

**VICTORIA**—It produces the most beautiful and perfectly formed flowers and is also the best for pot culture. Per paper, 10c.

**QUEEN OF THE MARKET**—Early and of graceful spreading habit. Per paper, 10c.

**COMET**—The most artistic in size and beauty. Per paper, 10c.

**GERMAN MIXED ASTERS**—Per paper, 5c.

**Antirrhinum, or Snap Dragon** — († h p) — This is one of the finest border perennials; plants are free flowering, succeeding in all kinds of enriched soil, and should be in all gardens.



AGERATUM  
PRINCESS FAULX.

**Ageratum** (h h a)—Exceedingly charming, free blooming bedding plants, and planted among Geraniums and Alyssums. For early blooming sow under glass.

**Adonis** (h a) — Very pretty deep red; self-seeder.

**Amaranthus** (h a)—Ornamental leaf plant, valuable for bedding and pot culture.

**Agrostemma** (h a) — Rose Campion—Free blooming rose, white and exceedingly pretty; should be more largely cultivated.

**Acroclinium** (h h a)—One of the most beautiful everlastings, much used for winter bouquets.



Alyssum.

**Alyssum** (ha)—For borders, edgings, baskets, pots, rock-work and for cutting, we recommend a liberal use of this dainty little flower. In borders sow thickly so as to form masses, and quite early in spring or even the previous autumn. For winter bloom sow late in August, and thin the seedlings to about a dozen for a good sized basket. Cut back after the first flowers fade, and others will come.



Brachycome.

**Brachycome** (h h a)  
Swan River Daisy—A continual bloomer; should be started in hot-beds.

**Balsam** (h h a) — Most magnificent annual, producing masses of rich colors; transplanting has the tendency of making flowers double.

**Balloon Vine** (h h a)—A pretty white climber, with green fruit.

**Bartonia** (h a)—Very showy; blooms yellow; fragrant in the evening. Sow it where it is to bloom, as it will not bear transplanting.

**Canterbury Bell** (h p) — Large bell-shaped flowers; very ornamental for gardens. They bloom all season, and should be grown extensively.

**Campanula, or Cup and Saucer** — Per paper, 10c.



Calendula.

**Calendula** (h a) — Hardy annuals about a foot high. The seed may be sown in open ground quite early in spring, and the plants will be in bloom early in summer, and continue until late in the autumn. The flowers exhibit every shade of yellow from ivory to deep orange, are produced in great profusion, and are strongly effective in beds, borders or backgrounds.

and are strongly effective in beds, borders or backgrounds.

**Calampelis** († h p)—Fine for trellis.

**Clarkia** (h a)—Very pretty, especially the double, universally grown and admired; of easy culture.



Calliopsis.

**Calliopsis, or Golden Glow** (h a) — Fine showy plant; abundant in bloom and of bright colors; fine for cut flowers.

**Catchfly**—Bright colored, free flowering annuals, need rich, light soil.

**Centranthus** — Very pretty for flowering annuals, suitable for rockeries and vases.

**Candytuft** (h a) — The Candytufts are among our best white flowers for edgings, for bedding or massing, for rockeries and for cutting. Several of the varieties are fragrant, and all are profuse in bloom. Sow outdoors in April, where they are to bloom, and thin well when the plants grow about an inch. Sow again in a month, and late in July for flowers.



Candytuft.

**Clematis Flamula** — Virgin's Bower — A climber, 12 feet; white flowers.

**Canary Bird Flower**—A firm climber (h h a).

**Columbine** (h p) — They are fine, early, free flowering, hardy border plants; showy and ornamental. Every garden should have them.

**Cowslip**—Primula Veris). — A favorite spring flower (h p.), 10c.

**Cosmos** (h a)—Showy autumn bloomers, literally covered with large single flowers, resembling Single Dahlias; colors range through shades of rose, purple, flesh and white; much admired. Ought to be in every garden on account of their being easily raised and making so grand a display. They are very popular.



Cosmos.

**NEW MAMMOTH**—Per paper, 10c.

**Centaurea** — Cornflower (h a)—*C. cyanus* is also known as "Blue Bottle," "Ragged Sailor," "Kaiser-Blumen," and sometimes as "Batchelor's Button." These are bright-flowered plants of hardiest nature and simplest culture, yet



BACHELOR'S BUTTON

esteemed among the most attractive and graceful of all the old-fashioned flowers. When placed in water the flowers increase in size.



**Margaret Carnation** — This grand new strain of Carnation surpasses all others for the great beauty of loveliness of its fine, large, double, rich colored flowers and incessant bloom. The advantage of having carnation that will grow from seed and afford a great profusion of bloom the whole year round can well be appreciated by all lovers of this beautiful flower. Seed sown in early spring will bloom in early autumn, and the plant will increase in size and beauty until frost. Taken up and potted they make beautiful house plants, blooming freely through the winter. The stalks grow eight to ten inches high, and are always covered with a mass of buds and bloom. It is highly prized for window ornaments, also for cut flowers. The colors range through all shades. Highly scented.



Cobea Scandens.

**Cobea Scandens** († t p)—A fine rapid-growing climber, dark foliage, purple, bell-shaped flowers; will run from twenty to thirty feet in one season; start in the house. Paper, 10 cts.



Cockscomb.

**Cockscomb** (h h a)—The bright red and crimson varieties are most effective, both in gardens and in winter bouquets, for which they are cut before fully ripe and dried in the house. The dwarf varieties make novel and attractive borders; the tall ones form striking groups. Transplanting into rich soil about the time the combs begin to form makes these flower-heads much larger.

**Chrysanthemum** — The annual Chrysanthemums are showy, free-bloomers, and should be grown in gardens in large beds, where they will show their bright colors finely. Perfectly hardy and very desirable. A multitude of fine colors and shapes. Tobacco dust will destroy the black flea if attacked.



Chrysanthemum.

**Canna, or Indian Shot**—Half hardy perennials; are very ornamental and much employed in sub-tropical gardening for groups and masses. With rich soil and sheltered situation they will flower freely through the summer and late in the autumn. Soak seed about twelve hours in water; sow in hot-bed and plant out when the ground is warm. They are excellent pot plants for the house. For Canna Roots see page 33.



Cypress Vines.

**Cypress Vine**—Tender annual climber, graceful foliage, with small red and white star-shaped flowers. For early flowers sow in hot-beds, pots and boxes, under glass; and transplant to deep and rich soil as soon as danger of frost is over, when sowing may be made in the open ground. The seed is hard and horny and should be soaked in hot water before sowing.

**Datura** (h h a) — Very showy and large trumpet-shaped flowers.

**Daisy** († h p) — The poet's favorite; very popular; very fine for edging and borders; prefer a cool shady place.

**Delphinium, or Larkspur** (h a) — Handsome for garden; of easy culture; a rich loam will produce its finest plants and flowers of various colors.

**Digitalis, or Fox Glove** — Beautiful, showy border plants, very ornamental, particularly when planted among shrubs.

**Eschscholtzia** (h a) — The state flower of California. — An annual incomparably bright and rich in its pure tints of yellow and orange. The plants average about a foot in height, have beautiful silvery foliage, and produce their large, poppy-like flowers quite lavishly from early spring until frost. These sowings may be made early in spring or late in the autumn; for earlier germination and bloom the next spring. Also very useful as a pot-plant, and for cut-flowers.

**Evening Prim Rose** (h p) — Shining white flowers.

**Feverfew, or Matricaria** — Free flowering, hardy plants, succeeding in any garden soil; a fine bedding plant, or for pot culture; blooms until frost; hardy biennial; 18 inches.



Four O'Clock.

**Four O'Clock** (t a) — Handsome, free flowering, fragrant, blossoms variegated, striped and of various colors.

**Forget-Me-Not** (h h p) — Beautiful and well known, delicate flowers. Grows best in a moist situation.



Godetia.

plant seedlings to stand about a foot apart in rather thin soil.

**Eschscholtzia** (h a) — The state flower of California. — An annual incomparably bright and rich in its pure tints of yellow and orange. The plants average about a foot in height, have beautiful silvery foliage, and produce their large, poppy-like flowers quite lavishly from early spring until frost. These sowings may be made early in spring or late in the autumn; for earlier germination and bloom the next spring. Also very useful as a pot-plant, and for cut-flowers.



Gaillardia.

**Gaillardia** († h h p) — Showy and free bloomers; they are good bedders, very beautiful, fine for bouquets, and should be more generally cultivated.

**Gilea** (h a) — Free bloomer; fine for beds; look well on lawn rockery, and can be planted at any season.

**Gomphrena** (h a) — Globe Amaranthus, or Bachelor's Button; an old timer; for winter bouquets.

**Gypsophila** (h p) — Fine for bouquets; free bloomers; for rockwork or shrubbery, and will grow in any soil.

**Golden Feather** (h p) — Pyrethrum — Fine for edgings.

**Gourds** (t a) — Excellent for covering verandas or trellis work, and for training over arbors, fences, etc.; cultivated like squashes, and should be started in hot-bed or house.

**SUGAR TROUGH, OR SAP BUCKET** — Holding from four to ten gallons; strong, durable and light.

**NEST EGG GOURD** — Resembles in color, shape and size a hen's egg.

**DISHCLOTH, OR LUFFA GOURD** — A natural dishcloth, and most admirable one

is furnished by the peculiar lining of this fruit, which is sponge-like, porous, very tough, elastic and durable. Many ladies prefer this dishcloth to any other. The fruit grows about two feet in length and the vine is very ornamental, producing clusters of large yellow blossoms in pleasing contrast with the silvery shaded, dark green foliage. In the north this variety should be started in a hot-bed.

**Heliotrope** — Highly valued for their delightful fragrance. If sown in open warm ground it flowers in August.



Gourds.



Hollyhock.

**Hollyhock**—A hardy perennial, and should be in every garden. The *Everblooming Allegheny* and *Charter's Superb* are particularly fine and most desirable. May be sown as late as August to flower the following year.

**Hyacinth Beans** (t a)—A fine climber; plant seed where desired to bloom.

**Hibiscus, or Rose of Sharon** (h a)—Showy flower.

**Helichrysum** (h a)—Desirable for beautiful winter flowers.

**Ice Plant** (t a)—Curious dwarf trailing plants, which have the appearance of being covered with ice; invaluable for hanging baskets.

**Lobelia** (h h a)—Fine for beds, edgings, ribbon, borders and hanging baskets; of easy culture.

**Mignonette** (h a)—A well known favorite; highly scented and flowering freely. If wanted in winter, seeds should be sown in July.

**Moonflower** (t a)—*Ipomœa Noctiflora*, or *Grandiflora*, *Alba*. This is a variety of which plants have been so extensively advertised the past few years. For covering walls or porches, or trellises, particularly the latter, when over paths, their beautiful pure white moonlike flowers (which are often six inches in diameter) are seen to great advantage. It is an exceedingly rapid grower. In rich ground, in a sunny situation, the plants readily grow 25 feet high in a season. Soak seed for twenty-four hours. Scrape off the pointed end with a penknife, before planting.—Paper, 10c.



Morning Glory.

**Morning Glories**—The surpassing charm of this **JAPANESE MORNING GLORY**, entrancing beauty and gigantic size of the flowers; they measure from four to six inches across. The colors of the flowers, shadings and markings are limitless.—Paper, 10c.

**TALL MORNING GLORY**—The well-known old-fashioned climber; it is easy to grow and should be planted early.

**DWARF MORNING GLORY**—For growing in clumps of beds; well adapted for rockeries and hanging baskets.

**MIRABILIS**—See *Four O'Clock*.



ELDORADO MARIGOLD.

**Marigold** (h a)—These, like the *Calendulas*, are valuable because they light the garden with such a grand glitter of yellow far into the frosts of autumn. The dwarf varieties make a fine border for taller sorts, and both are effective when planted in groups or in garden borders.

**FRENCH DWARF**—Yellow and striped.

**TALL AFRICAN**—Large, double, lemon color.

**ELDORADO**—Large, quilled, perfectly double; brilliant shades of yellow.

**Mourning Bride, or Scabiosa** (h a)—The Mourning Bride is a showy border plant, with beautifully variegated flowers. It succeeds in ordinary garden soil. *Minor Aurea* is a beautiful golden yellow; new variety.

**Maurandya** (t p)—A beautiful climber for training on trellises, veranda, etc.; abundant bloomer. Paper, 10c.

**Mimulus**—*Monkey-flower* (*Maskenblume*). Extremely handsome flower of brilliant colors; fine for flowering in pots or baskets. Paper, 10c.

**Musk Plant**—A well known, tender, biennial plant, of musky odor. Paper, 10c.

**Nemophelia** (h a)—This genus consists of very pretty annuals of easy growth; they deserve extensive cultivation; are good in pots and for edging, in rockeries, or in the garden.

**Nierembergia** (h p)—Handsome flowers; fine for hanging baskets and edgings.

**Nicotina**—Decorative and fragrant.

**Nolana**—A showy border plant; a fine trailer.

**Nigella, or Love in a Mist** (h a)—Curious and ornamental; fennel-shaped leaves, easily grown and hardy.





Nasturtium.

**Nasturtium, or Kapuziner Cresse** (h a)—Beautiful bedding plants. Planted in poor soil, they flower profusely and for a long time. The colors of flowers can not be excelled. Dwarf varieties should be planted so that they will contrast with white and blue flowers. We have a large variety of the choicest sorts. The Dwarf are among the most useful and beautiful annuals for bedding and massing, while the tall sorts are admirably adapted for rock work, covering trellises and rustic work. Soil needs not to be rich. Choice mixed, 10c per ounce; in separate colors, in white, yellow, gold, orange, pink, red, crimson, brown and spotted, 15c per ounce.

**Chameleon Nasturtium** — Tall and dwarf. When in full bloom, you can find every shade of color and form of markings known in Nasturtiums. No matter what color a flower may be when it opens, it changes color continually until it fades. The Chameleon Nasturtium is always curious, handsome and attractive. 15c per ounce.



Pansies.

**Pansies**—The Pansy is a popular flower with both florist and amateurs, giving abundance of bloom until frost, enduring our hard winters with safety when covered, and greeting us in the earliest spring with a profusion of bright blossoms. It will flower better in the middle of the summer if planted where it is some-

what shaded from the sun and furnished with a good supply of water, but in almost any situation will give fine flowers in spring and autumn. Pansy seed may be sown in the hot-bed or open ground; if sown in the spring, get in as early as possible, so as to have the plants in bloom during the early rains. Seeds sown in a cool place in June

or July and watered until up, will produce fall flowering plants; if sown in October they will flower in early spring. To have good flowers the plants should be vigorous and make a rapid growth. Young plants give the largest flowers. Pansy seed is a specialty with us, and is the best that can be had. Giant Trimardeau and Cassiers; per paper, 10c.



Pink.

**Pink-(DIANTHUS)**

Beautiful and ornamental genus; for beauty and sweetness contains some of the most prized flowers we possess. The leaves of the hardy perennials are green all winter. Many can be grown in pots and kept in the house. No garden should be without some of the varieties of the Dianthus

family, which for color and fragrance cannot be surpassed. Pinks succeed well in any fairly rich soil, but when the production of large flowers is aimed at, a richer soil should be prepared.

**Petunia** (h h p)—

Highly ornamental; easy in cultivating; beautiful flowers of all colors, continuing to bloom until frost. The double flowering, per paper, 10c.



Petunia.

**Perilla** (h h a) —


Ornamental leaved; for ribbon gardening and beds.

**Ricinus, or Castor Oil Beans** (h h a)—

Very ornamental and quite tropical in appearance, much used for centre plants of flower beds. An entirely new variety is the Zanzibariansis, which surpasses in size and beauty all varieties hereto known. The leaves are light green with whitish ribs and measure from two to two and one-half feet across; for large groups or single specimens it is an exceedingly striking and effective ornamental foliage plant.

**Phlox Drummondii**

(h a)—A bed of these will be highly prized for unrivaled richness and brilliancy of color and profusion of bloom. By making several sowings they will bloom until frost. Also fine for pot culture. The Star of Quedlinburg, per paper, 10c.



Phlox Drummondii.



Poppy.

easily cultivated; the most suitable soil being sandy loam.

GOLDEN GATE—Fine single.

CARNATION FLOWERED—Large, double.

PEONY FLOWERED—Large, very double.

RANUNCULUS—Small double flowers.

SCARLET—Single field poppy.

DANE BROG—Single flowers of a brilliant scarlet, bearing a silvery white spot on each petal.

THE SHIRLEY—Is a magnificent variety, unsurpassed for beauty and color.

TULIP POPPY—Resembling the Scarlet Duc Van Thol Tulip. Single.

CARDINAL—Compact, of robust habit and brilliantly variegated in scarlet and white.

AMERICAN FLAG—Double, red and white.

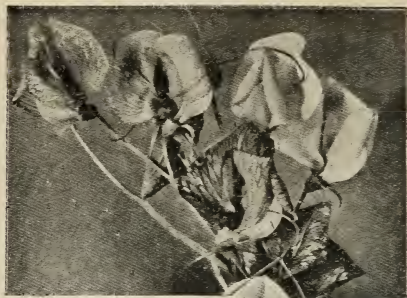
**Portulacca**—Should be in every garden. There is scarcely any flower in cultivation that makes such a dazzling display of beauty as a bed of many-hued, highly-colored Moss Flowers. They are in bloom from about the 1st of July until killed by the frost in autumn. Plant in open ground after it has become warm



Double Portulacca.

in light sandy soil, and in a dry situation. After they appear, withhold water, and if the bed has a full exposure to the sun, the ground will be covered with the plants, and the effect will be beautiful. Tender annual, nine inches high. They will stand any amount of dry weather. The double varieties of this plant are most beautiful. The blossoms are about one and a half inches across, perfectly double and of many colors. Not all the plants will be double, but the single ones can be pulled out. Double Portulacca, per paper, 10c.

**Poppy**—Very showy and free flowering. For beds or borders with a background of green they are beautiful; admirable for naturalizing in woody spots; they are also fine for cut flower use; should be kept from forming seed to secure continuous flowering. They are



## SWEET PEAS.

Our Collection This Year Cannot be Excelled by Any House.

Nothing can be finer than a hedge of Sweet Peas. The variety of color and the sweet-scented flowers make them desirable for every garden. To bloom early, seed should be planted very early in spring. For a succession some should be planted every few weeks. Sweet Peas succeed best in a deep, rich soil. The most approved method of cultivation is to sow in a trench five or six inches deep, covering them at first with *only one inch* of soil; then as the plants grow up, fill in the earth about them *one inch at a time*. After the plants are well grown up they should be watered copiously, and bone meal worked into the soil about the roots is recommended. Proper trellis or other support should be provided.

Below Find the Names of Only a Few of the Leading Varieties.

BORIATTON—Crimson Purple; very dark, very large flowers.

BLANCH BURPEE—Pure White.

EMILY HENDERSON—Best White.

GOLDEN GLEAM—Yellow.

PRIMA DONNA—Pink Shaded.

KATHERINE TRACEY—Brilliant Pink.

MARS—Crimson.

NEW COUNTESS—Mauve.

CAPTAIN BLUE—Blue.

SHAHSADA—Dark Maroon.

BLANCH FERRY—Deep Rose Pink.

MR. JOSEPH CHAMBERLAIN—White and Rose Striped.

And many more NEW AND BEAUTIFUL varieties.

(All the above, 5c per paper or 10c per ounce. Special prices by the pound.)

**Sweet William** (h p)—A bed of these can hardly be surpassed in color and habit; producing large heads of beautiful colored flowers in great profusion; very effective for bedding. Admired by all.

**Salpiglossis** — These annuals have very showy, large, funnel-shaped flowers, mottled, veined and self-colored; fine for beds. They require a rich soil, and will well repay liberal treatment.

**Salvia Splendens** (t a) — Well known for their brilliant color, and no plants can be finer for bedding; beautiful spikes of scarlet flowers.

**Schizanthus** (h h a) — Elegant and blooming very freely; large, beautiful flowers of many colors; fine for bedding.

**Sensitive Plants** (t a) — A very curious and interesting plant; leaves close when touched or shaken.

**Stocks** (h h a) — German Ten Week Levkoyen.—The finest German varieties, unsurpassed for brilliancy, variety of color and fragrance. Transplanting several times in the early stages of growth tends to give them a more compact and dwarf habit. In this latitude stocks should be sown from the middle of March to the first part of May, on a spent hotbed, or in pots, or shallow boxes, in a frame or in the house; and when an inch high, they should be transplanted into fine soil which should be spread over discarded hotbed, whence they can be bedded out when three or four inches high; this should be done before or during showery weather.

**Swan River Daisy** — (See Brachycombs.)



Verbena.

**Verbena** — All of this genus are extremely beautiful and ornamental, flowering profusely, either as pot plants or in the garden. Our seeds are saved from fine named varieties, and will produce healthy plants,

with flowers of fine colors.

Plants raised from seed are much more vigorous than those grown from cuttings, and continue strong and healthy until destroyed by frost. They flower perfectly well from seed sown in spring. If started in the house in pots, during the winter, they will bloom sooner, but if sown in open ground in May, they will bloom in August. Each plant will require a space of one foot. Tender perennial trailer, one foot high.



Whitlavia.

inate. Per paper, 10c.

**Whitlavia** — Pretty annuals, with beautiful white and blue bell-shaped flowers; free flowering.

**Tassel Flower, or Calalia** — A pretty annual, with neat flowers; easily grown.

**Violets** (t p) — Sweet-scented; possess great beauty and fragrance; seed takes a long time to germinate.

**Virginia Stock** (h a) — Early flowering and fine.

**Wallflower** (t p) — Favorite, sweet-scented, double flowers, of fine colors; useful as spring bedders. Per paper, 10c.

**Xeranthemum** — Showy, everlasting, retain their color and form longest of all; much prized for winter bouquets.

**Zinnia** (h h a) — Fine bedding and border plants, blooming long and abundantly. Beds of these are greatly admired. The colors are varied and bright, and plants easily grown. It should be more extensively cultivated, as the



Zinnias.

varieties have been much improved of late. The collections offered will be found very choice, and are sure to give satisfaction. Zinnias succeed best in rich, deep and loamy soil, and in a sunny situation.



Passion Flower.

**Passion Flower** (h h p) — A most interesting and beautiful climber, requires a sunny position in open ground. Roots are hardy; although the vines die down to the ground in winter, but come up luxuriantly in the spring.

**Double Dahlias**—The Dahlia is the grandest autumn flower we have. Nothing is its



Dahlias.

equal in any respect in September and October. It is in its glory when everything else is faded or fading, and surrenders only to the King Frost. Plant tubers when the season becomes warm, covering the neck three inches. If many shoots start, thin them out.

As the Dahlia is a fall flower, there is no need of planting before about the beginning of May, or even later.

**Finest Collection**—In all colors, tall and dwarf, per dozen, \$1.00; each, 10c.



Japanese Fern Ball.

**Japanese Fern Balls—**

**CULTURE OF FERN BALLS.**—Soak the balls in warm water over night, and hang them up in a warm room. It usually takes about six weeks to start them. They need no earth, dish or pot.

This novelty from Japan is one of the most satisfactory House Ferns ever offered. The center is moss, covered with fern roots in a very ingenious manner. If desired they may be allowed to dry up, and started again by simply watering as before. They also may be cut in halves and placed in a fern dish.—Price, 50c.



CALADIUM ESCULENTUM.

**Elephant Ear**—Caladium Esculentum.

The Caladium is one of the handsomest of the ornamental leaved plants. There is nothing as good as the Caladium Esculentum for a grand bed of foliage in the garden or in the lawn.

Good roots, each 10c; per dozen, \$1.00.

**Flowers for Constant & Brilliant Show.**

All of the below named Flowers, marked with a \*, are suitable for Bouquets.

- |                   |                 |               |
|-------------------|-----------------|---------------|
| *Abronia.         | *Adonis.        | *Asters.      |
| *Alyssum.         | *Balsam.        | *Candytuft.   |
| *Canterbury Bell. | *Columbine.     | Cockscomb.    |
| *Gaillardia.      | *Chrysanthemum. | Four O'Clock. |
| *Mourning Bride.  | *Mignonette.    | *Larkspur.    |
| *Pinks.           | *Pansy.         | *Foxglove.    |
| Snapdragon.       | Poppy.          | Petunia.      |
| Nasturtium.       | *Stocks.        | *Phlox.       |
|                   | *Zinnias.       | Salpiglossis. |
|                   |                 | Calendula.    |

**FLOWERS FOR MASS OF COLORS.**

- WHITE**—Sweet Alyssum, Candytuft, \*Cosmos, Daisy.
- BLUE**—Ageratum, Forget Me-Not, \*Cornflower, \*Gilia, Nemophila, \*Lobelia, Whitlavia, Larkspur, Nolana.
- SHADES OF RED**—Pinks, Portulacca, Phlox, Petunia, Stocks, Zinnia, Nasturtium.
- YELLOW**—\*Calliopsis, Bartonia, \*Calendula, Portulacca, Eschscholtzia, Marigold, \*Tasselflower, Cannas, Nasturtium.

**FOR SUMMER HEDGE AND FOLIAGE.**

- |             |            |               |
|-------------|------------|---------------|
| Amaranthus. | Perilla.   | Castor Beans. |
| Sweet Peas. | Cannas.    | Zinnia.       |
| Hollyhock.  | Euphorbia. | Nasturtium.   |

**CLIMBERS.**

- |                 |                 |                 |
|-----------------|-----------------|-----------------|
| Balloon Vine.   | Nasturtium.     | Passion Flower. |
| Hyacinth Beans. | Callempepis.    | Morning Glory.  |
| Balsam Apple.   | Maurandya.      | Japan Hops.     |
| Thunbergia.     | Cobea Scandens. | Moonflower.     |
| Canary.         | Sweet Peas.     | Cypress.        |
|                 | Bryonopsis.     | Gourds.         |

**ROCKERY.**

- |            |              |              |
|------------|--------------|--------------|
| Alyssum.   | Linum.       | Godetia.     |
| Nemophila. | Catchfly.    | Gilia.       |
| Linaria.   | Gypsophelia. | Leptosiphon. |

**HANGING BASKETS.**

- |               |                   |                      |
|---------------|-------------------|----------------------|
| Clarkia.      | Dwarf Nasturtium. | Lobelia.             |
| Abronia.      | Ice Plant.        | Dwarf Morning Glory. |
| Nierembergia. |                   |                      |

**EVERLASTING.**

- |              |                     |
|--------------|---------------------|
| Acroclinium. | Bachelor's Button.  |
| Xeranthemum. | Ornamental Grasses. |

# SPRING BULBS

## GLADIOLUS BULBS IN MIXTURES.



Gladioli.

This magnificent family contains hundreds of varieties, comprising all imaginable colors, shades and variations. For cutting they are invaluable, the flowers lasting in water a week. They can be planted at any time from May to June 15th, and never fail to flower the same

season; they grow in any garden soil, commence blooming in July, and by successive planting every two weeks, can be had in flower the entire season.

	Per doz.	Per 100
Yellow and Lemoine's.....	75c	\$1 00
White and Light Colored.....	60c	4 00
Striped Variegated Varieties....	50c	3 00

If by mail, at 10c a doz. to pre-pay postage.

## TUBEROSES—DOUBLE.

The Tuberose is a semi-tropical bulb and as it requires a warm and sunny situation, it should not be planted outdoors until May. In cold latitudes, obtain tubers early, plant them in pots or boxes of earth and keep them in a warm place in the house; when warm weather, transplant to the garden. Previous to potting, every little side bulb should be broken off and the old roots cut back close to the parent bulb, as they are practically of no value. Water should



Tuberose

be given sparingly at first until they begin to form leaves, when the quantity can be increased. When leaves are about six inches long and begin to droop over they should be cut back half their length so as to force a quicker development of the flower spike.

	Doz.	Each
<b>Tall Double</b> —Extra size bulbs.....	50c	5c
<b>Pearl</b> —Grows only twenty to twenty-four inches high; flowers are imbricated like a double Camilla.....	50c	5c
<b>Variegated Leaved</b> —Flowers single, but very large and of exquisite fragrance.....	50c	5c



Dwarf French Cannas.

## CANNAS.

But few plants are more easily managed than the Canna when propagation and cultivation are understood. The tubers will grow almost anywhere and under nearly all conditions, but prefer a very rich soil with plenty of moisture. The tubers should be planted singly, at least two feet apart; at this distance, in soil suited to them, they will form a complete mass.

The new French varieties give the best satisfaction; the large size and brilliant coloring of the flowers, embracing every shade of color, beautifully marked, mottled and spotted; dwarf compact habit of growth, and luxuriant foliage. These improvements are so decided as to make of the French Cannas one of the grandest novelties of the day. Without any exception there is no flower plant that makes a more grand, a more continuous show through the summer and autumn and less expensive than French Cannas.

We have an especially good and large assortment of the latest varieties to offer this season. Below find a few of the leading sorts; no better and cheaper to be had anywhere.

**Burbank, Austria, Italica**—They are all large orchid flowered varieties, of latest introduction and grow from five to seven feet in height.

**Florence Vaughan, Morning Star, Queen Charlotte**—Color of flowers is yellow, some spotted or striped with crimson.

**Chas. Henderson, \*J. C. Vaughn, Mad. Crozy**—Flowers ranging from orange to bright carmine in color.

**\*Egandale, Alphonso Bouvier, Shenandoah**—Flowers dark currant red color.

10c each, \$1.00 per dozen.

**\*Bronze or dark red foliage.**

# Roses and Climbing Vines.

*We are taking Orders from one of the Largest and Most Reliable Nurseries. All plants well rooted and securely packed, sent by mail, at prices quoted. Orders for Climbing Vines should reach us not later than Fifth of April; for Roses as late as First Part of May.*

## DOROTHY PERKINS.

### A SPLENDID NEW CLIMBING ROSE.

**The Most Valuable Rose Novelty since Crimson Rambler.**—Each, 20c; 3 for 50c—Post-paid.

In its foliage, growth and habit of blooming in immense clusters it is remarkably like Crimson Rambler, but the flowers are more double and of a beautiful shell-pink color. This valuable variety is of our own origination, having been grown by us from seed of Rosa Wichuriana, crossed with pollen from that fine old rose, Mme. Gabriel Luizet. It is of quite upright habit of growth, but retains the remarkable vigor of the seed parent, making a growth of ten to fifteen feet often in a single season. In the important point of hardiness nothing more could be desired; two unusually severe winters having failed to injure even young plants, although during one of them the temperature went as low as twenty degrees below zero and there was not the usual snowfall to protect them. *The flowers* are very double, are of large size for this class of Rose, usually two inches across; are borne in loose clusters of from thirty to forty and we have often counted even fifty and sixty in a truss. The petals are very prettily rolled back and crinkled; the buds are remarkably handsome, being pointed in shape and of just right size for the button-hole. *The Color* is a most beautiful clear shell-pink and holds a long time without fading. The flowers are very sweetly scented.

### The New Japanese Rambler Roses.

They are hardy and the most charming of all Climbing Roses; there is no Rose that will compare with Crimson Rambler for beauty in any respect. *It is a Gem!*

All the fine different colors: The Crimson, the New Helena, New Pink, New White and New Yellow, each, 15c; 6 for 60c—Post-paid.



### Hybrid Perpetual Roses.

Roses of this class produce the largest and most beautiful flowers and the varieties offered below are all thoroughly hardy. Some sorts do not bloom until the second year, but when thoroughly established, they bloom very freely at the usual season, June and July, and at intervals throughout the balance of the summer and fall. They should invariably be planted in the open ground, being adapted for out-door cultivation rather than for house culture. They will stand a considerable amount of hardship and neglect, but improve greatly with good cultivation and rich soil. The quantity and size of blooms will be greatly increased by severe pruning each spring. All rough and scraggly wood should be cut away entirely and the other shoots should be cut back enough so as to leave only two or three eyes to grow.

PRICE of all Roses under this class (except as otherwise noted), each, 15c; any three for 35c; any 6 for 60c; 12 for \$1.00.—Post-paid.

**Alfred Colomb**—Bright carmine.

**American Beauty**—Rich rosy crimson, exquisite form and delicious fragrance.

**Anna de Diesbach**—Brilliant shell-pink.

- Caprice**—Striped with white and pink.  
**Clio** (New)—Flesh color, very fine.  
**Coquette de Alps**—Light shell-pink.  
**General Jacqueminot**—A grand old Rose, rich crimson, fine form.  
**Helen Keller** (New)—Brilliant rosy color, has all points of a Sterling Rose.  
**John Hopper**—Color brilliant rose.  
**Madam Gabriel Luizet**—Clear coral rose, large and beautiful.  
**Mme. Plantier**—White, continuous bloomer.  
**Magna Charta**—Rosy red.  
**Marchioness of Lorne** (New)—Rich, shining, rose color; a fine garden rose.  
**Margaret Dickson** (New)—White and of all around sterling qualities.  
**Marshall P. Wilder**—Scarlet crimson.  
**Mrs. R. G. Sherman Crawford** (New)—Hardy and constantly blooming, deep rosy pink.  
**Mrs. John Laing**—A constant bloomer, very large, bright pink.  
**Paul Neyron**—Largest and finest rose.  
**Prince Camille de Rohan**—A magnificent crimson rose.  
**Ulrich Brunner**—Cherry red.  
**Victor Verdier**—Bright rose.

### COLLECTION OF HYBRID PERPETUAL ROSES

Consists of fourteen of the CHOICEST ROSES of all colors, at \$1.25—Post-paid.

### Ever-Blooming Bedding Roses— (Teas and Hybrid Teas).

PRICES, by mail post-paid, each, 10c; three for 20c; six for 45c; twelve for \$1.00.

CHARACTERISTIC.—The roses given under this class are mostly the result of crosses between the Teas and Hybrid Perpetuals. In this class will be found many varieties famous for their vigor, profuseness, brilliancy and exquisite fragrance of flowers. They combine the valuable characteristics of both the Teas and Hybrid Perpetuals, inasmuch as they bloom freely the first year like ordinary ever-blooming Tea Roses, and from the Hybrid they inherit the large, finely-formed flowers and pungent fragrance, together with vigor and hardiness. South of Philadelphia they are hardy; in the North they will be benefited if given slight protection.

Varieties marked \* are of exceptional hardiness.

- \***Aggripina**—Deep crimson.  
**Bride**—White, for forcing.  
**Bridesmaid**—Clear dark pink, most popular for cut-flowers.  
\***Burbank** (New)—A perfect hardy ever-blooming; color, cherry-crimson.  
\***Champion of the World**—Deep pink.  
**Caroline Marniesse**—Absolutely hardy; pure white; a continuous bloomer.

- \***Etoile de Leon**—One of the best yellow roses; hardy, both to cold and heat.  
\***Hermosa**—Blossoms in clusters; pink.  
**Kaiserin Augusta Victoria**—White elegant pods; rich perfume.  
\***LaFrance**—The old favorite silvery rose; should be in every garden.  
\***Mme. DeGraw**—A good bedder; rich pink; a fine garden rose.  
\***Marion Dingee**—Deep crimson.  
**Meteor**—Moderate hardy; crimson.  
\***Mosella**—Yellow; superb.  
\***Pink Soupert**.  
**Papa Goutier**—Color, rich cherry.  
\***Safrano**—Bright apricot yellow.  
\***Souvenir de la Malmaison**—Rich flesh color.

### COLLECTION OF EVER-BLOOMING BEDDING ROSES.

The all-colors, ever-blooming collection consists of sixteen of the choicest roses. — Price, \$1.50—Post-paid.

### Hardy Climbing Roses.

- Baltimore Bell**—Pale blush.  
**Empress of China**—Dark red.  
**Mary Washington**—Pure white.  
**Queen of the Prairie**—Bright pink.  
**Russel Cottage**—Dark crimson.  
**Tennessee Belle**—Rosy blush.

PRICE.—Three for 35c; collection of seven, 75c—Post-paid.

- Moss Roses**—Pink, White and Crimson, each, 15c; for the three, 40c—Post-paid.

## RAFFIA

- For making Indian Baskets, Hats, Etc.,  
Natural Color, price, 25c per pound;  
5 pounds, \$1.00.  
Colored, in 15 colors and shades, 65c  
per pound; 5c per ounce.

### RATTAN, or REED,

For making Baskets, all sizes, from 60c to \$1.00 per pound; 5c per coil.

☞ If by mail, add to any of the above 16c per pound.

**Fruit Box Material and Baskets,**  
Of Every Description.  
Write for Prices.



MADAME VEILLARD. JACKMANNI. HENRYI. MADAME EDOUARD ANDRE.

### THE FOUR BEST LARGE-FLOWERED CLEMATIS.

(The kind shown in Illustration.)

Each, 15c; four for 50c—Post-paid.

#### PANICULATA.

One of the most valuable of all hardy Flowering Vines and is of exceedingly rapid growth; blooms in August and September and fairly covers the plant with a sheet of fleecy white clusters.

Each, 15c; 3 for 35c—Post-paid.

#### AMPELOPSIS VEITCHY.

*Boston Joy, or Church Vine.*—Three for 30c; dozen, \$1.00—Post-paid.

#### Hydrangea Paniculata Grandiflora.

Entirely hardy; produces a mass of white large flowers in August and September, and should have a prominent place in every garden.

Each, 10c; three for 25c—Post-paid.

## COLLECTION OF Vegetable Seeds

The following sorts can be replaced by others of the same value if specially wished. PAPERS ARE WELL FILLED WITH HIGH CLASS SEED.

Collection For One Dollar—One Package Each.

FREE BY MAIL.

BEANS—Dwarf or Pole.  
CABBAGE—Early Wakefield.  
CABBAGE—Late Flat Dutch.  
CARROTS—Early Horn.  
CELERY—Boston Market.  
CELERIAC—Large Erfurt.  
CORN SALAD—Large-Leaved.  
CUCUMBER—Early Spine.  
ENDIVE—Green Curled.  
KOHLRABI—Early Vienna.  
LEEK—Large.  
LETTUCE—Curled Simpson.  
LETTUCE—Improved Hanson.  
MELONS—Rocky Ford.  
ONIONS—Red Wethersfield.  
ONIONS—White Globe.  
PEAS—American Wonder.  
PEAS—First and Best.  
RADISH—French Scarlet.  
RADISH—White Strassburg.  
BEETS—Early Egyptian.  
SPINACH—Bloomsdale.  
TOMATO—Livingston's Perfection.  
TURNIP—Early Milan.

## COLLECTION OF FLOWER SEEDS FOR ONE DOLLAR.

ONE PACKAGE EACH.

Alyssum, Sweet.	Asters.
Balsams.	Candytuft.
Cornflowers.	Forget-Me-Not.
Gaillardia.	Larkspur.
Lobelia.	Marigold.
Mignonette.	Musk Plant.
Nasturtium.	Pansies.
Petunia.	Phlox.
Pinks.	Poppy.
Portulaca.	Ricinus.
Stocks, Leckoyen.	Sweet Peas.
Verbenas.	Zinnias.

Twelve Papers of above for 50c, Free by Mail.

## Acme Poultry Food

Contains all the elements to make hens lay and keep them healthy.

Do not fail to try it. Price, 15c a package.

## GROUND OYSTER SHELLS

Granulated Bone,  
Mica Grit, Bone Meal,  
Blood Meal, Meat Meal,  
Millet, Etc.

....PRICES ON APPLICATION....



# INSECTICIDES.

HAMMOND'S



SLUG-SHOT.

*Its efficacy is conceded by all who make thorough tests.*

It is an infallible insecticide: it is not poisonous: kills Potato Bugs, Cucumber, Melon and Squash Bugs; Currant, Cabbage, Tomato and Cutworms; Rose and Raspberry Slugs, and a good many other insects injurious to plants, shrubbery, etc. For further information send for a little pamphlet on Slug-Shot.—Price per 10 lbs., 50c; per 100 lbs., \$4 00.

## Hammond's Cattle Comfort.

To protect Cows, Oxen, Mules, or Horses against Horse Fly, Gnats, Mosquitos, etc.

## PARIS GREEN.

Is sure to kill Potato Bugs; dissolve one teaspoonful in four gallons of water. Absolutely pure.—Per lb., 25c.

## FOSTITE.

Death to all kinds of insects. Mildew and Blackrot on grapes and vegetables.—Package of 2 lbs., 25c.

## LONDON PURPLE.

As destructive to insects as Paris Green, and is more easily dissolved.—Per lb., 25c.

## HELLEBORE.

Destroys Rose Slugs and Currant Worms. A few applications only are necessary. Spray in early spring when leaves make their appearance.—Per lb., 25c.

## POWDERED SULPHUR.

Valuable for protecting against mildew in grapes and roses.—Per lb., 10c.

The above seven articles may be effectually applied in dry state by our insect exterminator. See page 38.

## WHALE OIL SOAP.

For washing trees and destroying all insects on the bark. Mix at the rate of one pound to four gallons of water. It will rid cabbage, rose bushes, peach trees, etc., of the aphides that so often infest them.—Per lb., 20c.

## PERMOL KEROSENE SOAP.

Is found the most convenient and most satisfactory preparation ever made. It contains 25 per cent of kerosene oil.—See page 3. Per lb., 25c.

## FIR TREE OIL SOAP.

It destroys all plant insects without injuring the plant. Mix at the rate of one ounce to a gallon of water and apply with a syringe.—Per  $\frac{1}{2}$ -lb. cans, 25c.

## APHIS PUNK.

A special preparation of nicotine for the extermination of Green and Black Fly, etc., in greenhouses and conservatories.—Per box, 60c.

# FERTILIZERS.

Commercial Fertilizers are sure to come into more general use as fast as they are tried. Their quick and direct action commend them to the gardener. A customer who once buys, almost invariably continues its use. The enormous quantities sold annually give the best evidence of its utility and value to the GARDENER and FARMER. The quantity to use per acre depends upon the crop to be cultivated and condition of the soil.

*We Are Agents of the Different Celebrated "Horse-Shoe Brands."*

## PURE GROUND BONE.

This article we guarantee to be strictly genuine and an excellent fertilizer for grass land, as well as other crops not requiring potash. It does not, however, give as quick results as phosphate. Harrow or drill in, using 400 or 500 pounds per acre.—Price per bag of 200 lbs., \$4.50; 100 lbs., \$2.50; 25 lbs., \$1.00.

## Pure Dissolved Bone Phosphate.

Stands without a rival as the largest crop producer at the smallest outlay. If applied with a drill, 400 lbs. will give excellent results the same season; if applied broadcast, use 500 lbs.—Price per bag of 200 lbs., \$3.75.

## CORN AND WHEAT GROWER.

The requirements of the crops named are fully met by this high grade article, and as it contains in a promptly available form the elements required to produce perfect grain, it will be found superior in every way. Drill in at seeding time 200 lbs., and broadcast 300 lbs. per acre.—Price per bag 200 lbs., \$4.00

## OUR LAWN FERTILIZER.

Never fails to induce a rapid and rich green growth and can be applied either in the spring or fall, as a top dressing. Stable dressing for lawns, is objectionable in appearance, odor, weed seed and cost. Our lawn fertilizer overcomes all this. Ten lbs. are sufficient to go over an area of 15x20 or 300 square feet.—Price, 10 lbs. for 40c; 25 lbs. for 75c.

## PLANT FOOD.

An excellent fertilizer for house plants, clean to handle, without odor; produces rich green growth and profusion of flowers; if used according to directions, which accompany each package.

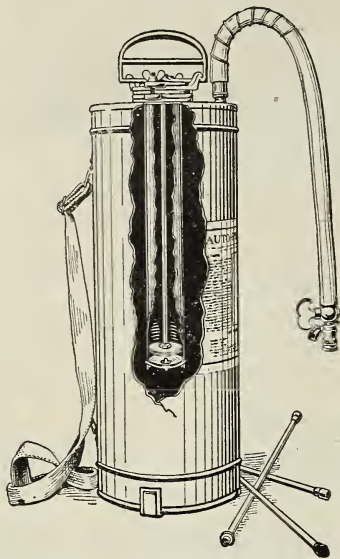
Florist Plant Food.....per 25 lbs. \$1.00  
Florist Plant Food.....per package, 15

## ALBERT'S PLANT FOOD.

Best fertilizer ever introduced for all kinds of house-plants, palms, ferns, rubber plants, with full directions how to use.—Price 15c per box.

# THE AUTO-SPRAY.


A Self-Operating, or Automatic  
Sprayer.



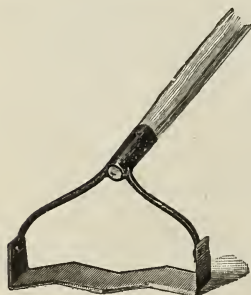
This Sprayer is used for spraying Fruit Trees, Potato Vines and all kinds of Plants, Trees, Cattle (for keeping off flies), Hen Houses; also for washing windows, buggies, etc., and as a Fire Extinguisher.

Price, \$5.00.

## INSECT EXTERMINATOR.



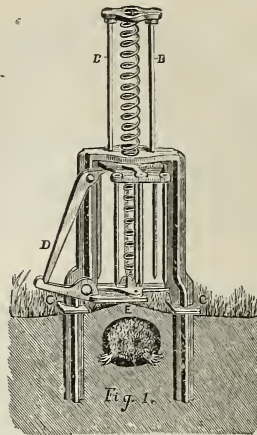
Kills, exterminates and drives away every living thing obnoxious to your animals, or your plants, shrubs, etc., by using the insecticides described on page 3. A sprayer, nowadays, is just as much needed as any other tool on a farm or garden. It is a handy instrument for many purposes. No household should be without it. Double Tube No. 2 copper, \$1.00; Single Tube No. 1 tin, painted, 50c.



THE  
"RAPID EASY"  
(Lipe's Patent)  
Garden and Field  
WEEDER.

A new hand implement, which for speed and easy work at killing weeds and loosening the soil eclipses everything of the kind, or for the purpose that has ever been offered. Price, 65c.


# THE OLMSTED IMPROVED Reliable Mole Trap.



If you have moles in your garden, lawn or field, do not fail in getting this trap. It will surely catch your moles and save you a great deal of annoyance.—Each, \$1.25.

Out O' Sight ..... each, \$1 00

## FROST'S ANTI-RUST.




Will prevent rust anywhere. Use it on your plows, tools, stovepipes, guns, bicycles—any metal, bright or plain. Absolutely safe from rust. Every can sold with a guarantee.—Price per box, 25c.



- Lang's Hand Weeder .....\$0 25
- Bellows—For blowing Insect Powder.... 1 00
- Best Steel Garden Dibbers ..... 35
- Corn Shellers—The Black Hawk, guaranteed to give satisfaction..... 2 50
- For Pop Corn ..... 1 50
- Garden Reels and 100 feet best solid Braided Hemp Garden Line, complete, 1 50
- Pruning Shears—Levin's, the most powerful Hand Shear extant, cuts one-half inch dry oak ..... 1 00
- Rubber Sprinklers—Scollay's No. 1 ..... 90
- Scollay's No. 2 ..... 70
- Scollay's No. 3 ..... 45
- Lenox Patent ..... 30
- Extra Rubber Bulbs ..... 15
- Trowels—Best solid steel, very strong, 30-50
- Ordinary ..... 10-25
- Weeders—Hand—Excelsior ..... 20
- Lang's ..... 25
- Seeders—Crank ..... 1 00
- Lightning ..... 1 00

**Garden Tools** Any Person Cultivating Vegetables for Market Cannot Afford to be Without Labor-Saving Tools in Order to Make It Profitable.




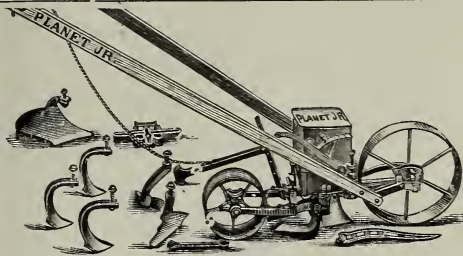
**“PLANET JR.” Tools.**

NOTHING IS EQUAL TO THEM.


New “Planet Jr.” No. 3 Single Wheel Hill-Dropping Seed Drill — (Sows either in hills or continuous rows.) — This Seed Drill has been offered widely by the manufacturers of the celebrated “Planet Jr.” goods. It has been thoroughly tested by careful gardeners and nurserymen during several seasons, and the manufacturers guarantee it to give entire satisfaction.—Price, \$10.50.

**“Planet Jr.” No. 4 Hill-Dropping Seed Drill, Hoe, Cultivator, Rake and Plow.**

Combines conveniently in a single garden implement a capital hill-dropping and continuous-row seeder, with the most perfect and complete single-wheel hoe, cultivator, rake and plow that the most practical can desire. Designed by a practical man, it is light, compact, durable and easy running and does all its great variety of work with a thoroughness and perfection that has never before been attempted, much less equaled.—Price, complete, \$10.00; as a drill only, \$8.00.



“Planet Jr.” Double-Wheel Hoe,




“Planet Jr.” Combined Drill.

The “Planet Jr.” No. 2 Drill—Holds two and one-half quarts. Is the old reliable drill, equally as good as the new, except that it does not drop in hills.—Price, \$7.00.

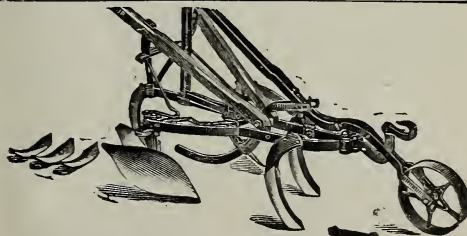
**The “Planet Jr.” Combined Drill, Wheel Hoe, Cultivator and Plow No. 1.**

This most popular tool is suitable for either the farm or garden. As a drill it is exactly similar and equal to the No. 2, except in size. It holds one quart. As a plow, it opens furrows, covers them, hills, plows to and from, etc. As a hoe it works safely and closely to and from both sides of the row at once, when plants are small: between rows as plants grow larger, working all rows from 8 to 16 inches wide at one passage.—Price, \$9.00.

**“Planet Jr.” Double-Wheel Hoe, Cultivator, Rake and Plow Combined No. 12.** — Has the invaluable feature of tending both sides of the row at once. The wheels can be set four, seven or ten inches apart. It has a pair of plows, two pairs of cultivator teeth and a pair of leaf lifters, making it capable of every variety of gardener’s work.—Price, \$6.50.



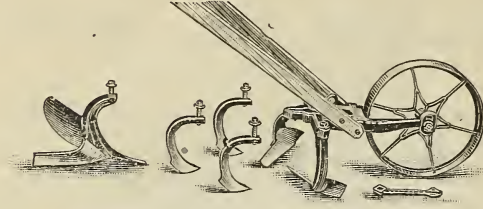
**The Fire-Fly Wheel Garden Plow** — This little plow is very useful in opening furrows, covering seed and hilling growing plants. — Price, \$2.25.



**The “Planet Jr.” Horse Hoe, No. 8**—Has the patent lever expander to open and shut the sides, and also a lever close at hand for raising and lowering the wheel, thus controlling the depth of working. The side levers are also changed in pattern and are now reversible and have patent plow share points, which can be sharpened. Price, complete with lever expander and lever wheel, \$8.00 No. 7, \$7.50.

Send for Illustrated “PLANET JR.” Book.—FREE on Application.

# PLANET JR. Single Wheel Hoe, Cultivator and Plow.




**No. 17.—Single Wheel Hoe.**—Greatly improved. *It is the latest and best in every particular,* and we recommend it as superior in many respects to any of the old styles. This is a cheap Cultivator for the money and should be used more extensively.

---Price, \$4.75.---

## THE PLANET JR.

Twelve-Tooth Harrow and Pulverizer Combined.

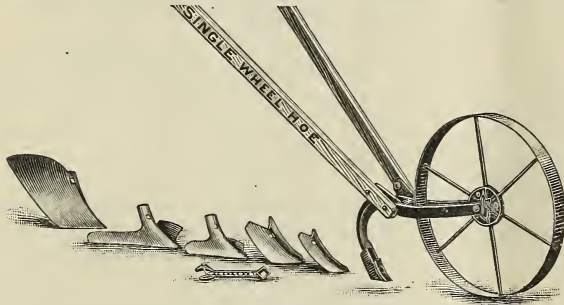
A new tool for fine cultivation, deep or shallow. It has a new lever wheel and lever expander.—Price, plain, \$5.50; with wheel, \$6.50; complete, \$8.00.



## “FARMER’S” No. 19.

High Single Wheel Hoe, Cultivator and Plow. Price, \$3.50.

This new and attractive implement is especially designed for the Farmer's garden work, though it offers to every one with either field or garden a cheap and effective tool for all hand wheel hoe operations. The tools are as follows: A large garden plow, 10-inch sweep, 6-inch sweep, 4-inch cultivator tooth



and a 2-inch tooth. The great variety and fine shape and quality of the tools make the implement valuable for many kinds of work. It is strong, well made and can be quickly set so as to be useful, whether in the hands of a man or woman, boy or girl. Strength, variety of tools and cheapness are its great virtues.

**IRON AGE CULTIVATOR HARROW.**—This is a new and valuable Harrow. The teeth can be changed so that it can be made a Perfect Smoothing Harrow. It pulverizes thoroughly and leaves the ground in the best possible condition.—Price, \$4.50.

**THE “EASY.”**  
Handy, simple and easy running SINGLE WHEEL HAND GARDEN PLOW.  
Price, \$4.00.

### Single and Double Wheel “GEM” Hand Cultivators.


These are, without doubt, very popular and practical Hand Cultivators. They are made of the best material and give entire satisfaction.

Price, Single Wheel.....\$4.50  
“ Single and Double Wheel Combined ..... 5.50

### The Leader Lawn Mower,

The superior mechanical construction of this Mower; its simplicity, durability and easy operation, entitle it to the name of “THE LEADER.”

Price—12-inch.....\$3.00  
“ 14-inch..... 4.00  
“ 16-inch..... 5.00



**Breed’s Weeder.**—All who have used it claim it is the best Weeder made. Price and particulars on application.

**Garden King Rake.**—An automatic, labor-saving implement. Price, 75 cents.

### SLEETER’S CULTIVATOR

Is made of steel. Has a steel wheel 1 1/2 inches in diameter. Is reversible and can use any of the attachments on either end of arch. It is easy to change the handle for the tallest man or the smallest child by simply changing cotter pin to any hole to suit the height desired. The tools are made of the best of steel and the harrow is made of spring steel, none better of its kind made.—Price with all attachments, \$4.00.

# USEFUL REFERENCE TABLE.

*This Table gives the Amount of Pure Clean Seed ONLY and which Every Farmer ought to buy. Good Fresh Seed will Grow and is always the CHEAPEST.*

	lbs. to Bushel	lbs. to Acre		lbs. to Bushel	lbs. to Acre
Clover, Red .....	60	8—10	Southern Cow Peas .....	60	60—90
“ Alsike .....	60	4—6	Soja Beans .....	60	60—90
“ Alfalfa .....	60	15—20	Canada Field Peas .....	60	60—90
“ White Dutch .....	60	4—6	Kaffir Corn, broad cast .....	50	50
Timothy .....	45	10—15	Sorghum, broad cast .....	50	50
Millet and Hungarian .....	50	25—35	Buckwheat .....	50	15—20
Red Top, free from chaff .....	40	10—15	Dwarf Essex Rape .....	50	4—7
Blue Grass, free from chaff .....	24	24—50	Grass Mixture .....	—	20—25
Orchard Grass .....	14	20—25	Flax Seed .....	56	50
White Beans .....	60	15—30	Sweet Corn in Hills .....	8 quarts	

## INDEX

	PAGE		PAGE		PAGE
Asparagus .....	8	Grass Seed .....	18	Potato .....	15
Alfalfa .....	19	Grass Mixture .....	18	Potato Scab .....	15
Alsike .....	19	Hungarian .....	19	Pumpkin .....	15
Anti-Rust .....	38	Herbs .....	17	Poultry Food .....	36
Beans .....	6	Insects .....	3	Raffia .....	35
Beets .....	8	Insecticides .....	3—37	Rattan .....	35
Bordeaux Mixture .....	3	Implements—Garden .....	38—40	Radish .....	16
Bulbs .....	32—33	Kale, or Borecole .....	11	Rape—Dwarf Essex .....	21
Bluegrass .....	18	Kohlrabi .....	11	Reference Table .....	3d p. cover
Broom Corn .....	21	Kaffir Corn .....	19	Rhubarb .....	16
Cabbage .....	9	Kerosene Emulsion .....	3	Roses and Climbing Plants .....	34—35
Cauliflower .....	9	Lawn—Formation of a .....	22	Salsify, or Vegetable Oyster .....	16
Canada Field Peas .....	21	Lawn Grass .....	22	Soaking Seed .....	2
Carrots .....	10	Lawn Fertilizer .....	37	Seed—How to Sow .....	2
Celery .....	10	Lawn Mowers .....	40	Seed Sowers .....	38
Cucumbers .....	10	Leek .....	11	Sweet Corn .....	7
Clover .....	19	Lettuce .....	12	Sweet Potato .....	15
Corn Salad .....	11	Mustard .....	11	Sorghum .....	19
Cress .....	11	Mangel-Wurzel .....	8	Soja Beans .....	21
Crimson Clover .....	19	Melons—Musk .....	13	Spinach .....	16
Cow Peas .....	21	Melons—Water .....	12	Squash .....	16
Collection of Vegetable and Flower Seeds .....	36	Millet .....	19	Sweet Peas .....	30
Corn .....	7—20	Mole Traps .....	38	Sugar Beet .....	8
Clematis .....	36	Miscellaneous Seeds .....	17	Sunflower .....	21
Cultivators .....	39—40	Novelties, Specialties .....	4—5	Spelt .....	21
Drills .....	35—36	Onions .....	14	Timothy .....	18
Egg Plant .....	11	Okra, or Gumbo .....	13	Thinning Out .....	2
Endive .....	11	Orchard Grass Seed .....	18	Tomato .....	17
Farm Seeds .....	18	Oyster Shells .....	36	Transplanting .....	3
Fertilizer .....	37	Parsnips .....	13	Turnips .....	17
Field Corn .....	20	Parsley .....	13	Teosinte .....	19
Flower Seed—Sowing and Cultivation .....	23	Peas .....	7	Vetches—Sand .....	21
Flowers .....	24—35	Peppers .....	13	Weeders .....	38
Fruit Boxes and Baskets .....	35			Wild Rice .....	21
Force Pumps .....	38				
Fern Balls .....	32				

IF YOU WISH ANYTHING OF REAL MERIT IN  
**SEEDS, BULBS, ETC.,**  
WE HAVE IT.



TO MAKE YOUR  
**FLOWER GARDEN**

ATTRACTIVE AND BEAUTIFUL,

Do Not Fail to Include the Following Flower Seeds and Bulbs:

German Asters,  
Calendula,  
Cosmos,  
Four O'Clock,  
Gaillardia,  
Marigold,

Japan Morning  
Glory,  
Nasturtium,  
Petunia,  
Phlox,  
Pansy,

Poppy,  
Sweet Peas,  
Zinnias,  
Tuberoses,  
Gladiolus,  
Cannas, Etc., Etc.

**Our Select Lawn Grass Seed**

IS THE BEST—NOTHING BETTER.

No Matter What You Pay or by Whom it is Offered.

PRICE, 25c per Pound.