

The Second Book of the
Compleat Country Dancing-Master:
CONTAINING
Great Variety of DANCES, both Old and New
PARTICULARLY

Those Perform'd at the several Masquerades:

Together with

*All the Choicest and most Noted COUNTRY DANCES
Perform'd at COURT, the THEATRES, and Publick BALLS.*

*With their proper Tunes & Figures (or Directions) to each Dance: The Tunes fitted to y^e
Violin or Hautboy, & most of them within the Compass of the German & Common Flute
Engraven in a fair Character and Carefully Corrected. the 3^d Edition.*

Note. There is contain'd in this & the other Volumes all the Dances generally us'd, and more Correct than y^e former Editions

*London. Printed for & sold by I. Walsh, Musick Printer & Instrument maker to his Majesty, at y^e
Harp & Hoboy in Catherine Street in the Strand. Price Bound 3^s 6^d.*

An Alphabetical TABLE of all the DANCES contain'd in this VOLUME.

A		Butcher's Hornpipe	93	Constant Leander	159	Ellin a Roon	18
Alister.	2	Buttock of Beef	96	Cupid difarm'd	160	Eckel Reel	40
Any thing, or Saturday Night	15	Better Day better deed	105	Cloe's farewell	162	Ever Happy	154
Atrip to Nottingham	34	Brooke and Hillier	136	Corelli's Gavott	202	Ev'ry Lad his Lafs	175
Atrip to Wimbleton	58	Blundel's Maggot	157	D			
Atrip to Georgia	92	Belvedera	163	Dam it	63	Foxhunters Jigg	1
Albemarle's March	95	Barcelona	171	Devil in the Bush	65	Farinelli's Maggot	21
Atrip to Kilburn	123	Beaux Stratagem	180	Dumbarton's Drums	70	Fickle Polly	61
Audenard Battle	139	Bob of Dunblane	184	Donawert pass	89	Fiddle Faddle	103
All alive	140	Brisk and airy	190	Doway	97	Frank and Easy	119
A Pint of Derby	143	Bacchus defeat	201	Duke D'Aumont's Delight	100	Fair Phillis	138
Atrip to Islington	153	C				Furbelows and Apricocks	155
B		Cuckfield Place	32	Double the Cape	115	Fryar Bungy	168
Borne Races	31	Cock and Bull	38	Ducks and Drakes	141	Freeman's Yard	173
Barley Cake	37	Carlton Maggot	41	Draw Cupid	169	G	
Bonny Laddie	51	Chester Jigg	55	Duke of Athol's Rant	183	Gregg's Frolick	43
Billy King's Bass Minuet	56	Carey's Minuet	107	Daphne's Delight	194	Gilliam Callum	78
Bleinheim Pound	87	Come along Joan	158	E			
				Edmunton Frolick	3	Gin I was a bonny Lad.	104

Godrialil	112	Johny Too	64	Mother's best Boys	84	O	
Gen'rous Conquest	121	Joy after Sorrow	161	Moderation	120	Old Hob, or the Mouse Trap	48
Grange Court	137	Jigg it on foot	170	Montague House	129	Over the Hills and far away	116
H		Justice Busy	177	Mrs. Savages Whim	144	Old Harry	147
Hambleton's Rant	29	Jolly Roger	192	Madam Betty	148	Old Age and Young	186
Honest Miller	35	K		Manage the Miser	151	P	
Honest Yorkshireman	52	Kiss quick Mother's a comeing	22	Mac Donald's Rant	181	Pig in the Parlour	8
Hanover Square	74	Kick the World before me	44	Mofelle	182	Prince of Wales Birth Day	12
Hayden's Maggot	83	Katharine Street	90	N		Parham Place	19
Hochstet Battle	86	L		No Excise	66	Princess Amelia's Birth Day	30
Hurlothrumbo	94	London Scotch measure	7	New Man-Tyger	88	Peace and Plenty	33
Hay to Cowpar	101	Lewis Castle	67	Noint the Teazer	99	Poynton's Maggot	57
Hackney Minuet	106	Lady's Triumph	77	Next Oars	134	Piper's round	80
Highland Lads	118	Lambeth Ferry	127	New Roger, or Don Boin	156	Put in all	142
Hampstead Manour	122	London's Glory	128	Neptune	164	Pretty Nun	167
Hampstead Heath	152	Lord what's come to my Mother	131	New any thing	174	Paul's Alley	189
Hailston Jigg	196	Love in a Mask	166	New Minuet	178	Penelope	197
I		Lord Hereford's Delight	188	Neat Mr. John	187	R	
I will have a Wife of my own	25	M		New Margery	198	Roast Beef and brown Beer	16
John Black's Daughter	45	Maſquerade Royal	47	O		Ranting Highland Man	27

Recruiting Officer	36	Scotch Union	172	The new Coblers Jigg	69	V	
Richard Snary	42	Subligny's Dance	191	The Country Garden	72	Vicar of Taunton Dean	98
Robin and Kate	73	St. Bride's	193	Tom Jolly	75	Up and War a Willy	102
Rugged and tuff	82	St. Davids Day	195	The white Widdow	76	Vendosme's Retreat	179
Roger's Wifh	109	T		The Peacock	81	W	
Ranting Roaring Willey	113	Tunbridge Rocks	4	The round Ear'd Cap	91	Wherefore come ye here	39
Rob sheer in Harveft	185	The Bucket	6	The Good Fellow	108	We're aw forfaken	50
S		The Lafs of Perth	9	The Expedition	111	We'll be merry	66
Slip it in eafy	5	Take my Bit	10	The Royal Choice	114	White heart Cabages.	125
Shuffle and cut	14	The Miller of Mansfield	11	Tunbridge Beauties	117	Wedding Supper	130
Stewards Rant	26	Tit for Tat	13	The tunefull Nightingale	126	Windfor Terras	133
Soulton Jigg	28	The Barbadoes	17	The Wedding Dance	132	Well done Jack	149
Six and Sevens	46	The Mofette	20	Tumas I cannot	135	Y	
Set y ^e old Wife beyond y ^e Fire	49	The Bunter's Joak	23	The Welch Whim	145	Young Damon's flight	71
St. Margerets Hill	85	The Charlton Lads	24	The Health	176	York Assembly	79
Shoemaker Row	124	The bleeding Heart	53	The Namure	199	Young's Wifdom	110
Shawbury Park	146	The Quadrille	54	The roaring Seas	200	Z	
Sally's Fancy	150	The Scolding Pair	59	The Wheedler	203	Zinzan's Maggot	68
Sally in our Alley	165	Tray Ace	60	The Weaver's Hornpipe	204		

The Fox hunters Jigg.

⊙ ⊙ ⊙ ⊙
D D D D

Each Strain twice.

The 1st Man Sides with the 2d Wo. then sett and turn single; Then the 2d Man Sides to the 1st Wo. then sett and turn single; The 1st Man change Places with the 2d Wo. and the 2d Man change Places with the 1st Wo. then change Places each with their own Partners; Then Hands across all four quite round, and turn single;

(1)

Allister.

2

⊙ ⊙ ⊙ ⊙
D D D D

Each Strain twice.

The 1st Cu. sett and cast off into the 2d Cu. Place; The same back again; Then go thro' the 2d and 3d Cu. and turn your Partner in the 2d Cu. Place; Figure thro' the 2d Cu. and turn your Partner;

(2)

(4)

Edmonton Frolick.

5

⊙ ⊙ ⊙ ⊙
D D D D

Each Strain twice.

The 1st Man set to the 2d Wo. then make a faint to turn her but turn his own Partner. The 1st Wo. do ^ey same on the Mens side; then 1st Man change Places with the 2d Wo. and the 1st Wo. with the 2d Man, then all proceed round into their own Places again; the 1st Cu. lead in between, and round the 2d Cu. to the top, then clap Hands and cast off.

(3)

Tunbridge Rocks.

6

⊙ ⊙ ⊙ ⊙
D D D D

Each Strain twice.

The 1st Cu. cast off and turn half round, then lead thro ^ey 3d Cu. and cast up; then cross up to the top and turn Single; then 1st and 2d Cu. go the whole Hey, then 1st Cu. cast off and turn in the 2d Cu. Place; then 1st Man go the whole Hey with the 3d Cu. the 1st Wo. do the same at ^ey same time with the 2d Cu. then meet in the 2d Place and turn single proper.

(4)

Slip it in easy.

9

⊙ ⊙ ⊙ ⊙
D D D D

Each Strain twice.

The 1st Cu. go forward and back again, then go thro' the 2d Cu. and cast up into your own Places and cast down again; the 1st Cu. lead down and up again, then leading thro' 2d Cu. cast down and up again; then 1st and 2d Men double figure on the We. side, the 1st Man casting down into 2d Mans Place; then the two We. do the same on the Mens side, then the 1st Wo. cast down;

(5)

The Bucket.

10

⊙ ⊙ ⊙ ⊙
D D D D

Each Strain twice

The 1st Cu. go the whole figure thro the 3d Cu. the 2d Cu. do the same; the 1st Cu. figure on the contrary sides meet in the middle and turn Partners quite round; then lead to the Wall, sides, and the 1st Cu. flip the 2d Cu. below them, then set two steps and cast off;

(6)

London Scotch Measure.



Each Strain Twice.

The 1st and 2d Cu. Hands across quite round and turn all single then hands across back and turn $\hat{=}$ then 1st Man and 1st Wo. back to back and lead thro the 3d Cu. and thro the 2d Cu. and right and Left quite round with the 2d Cu. and turn your Partner $\hat{=}$ The 2d Cu. being at top Lead down to the Bottom and foot it $\hat{=}$ then both dance up again back to back and turn $\hat{=}$

(7)

Pig in the Parlour.



Each Strain Twice.

The 1st Man turn 2d Wo. and jump round S. the 2d Man do the same with the 1st Wo. $\hat{=}$ the 1st man change Places with the 2d Wo. and the 2d man do the same with the 1st Wo. then hands all four half round and right and left quite round then foot it and jump $\hat{=}$ then change places with contrary Partners and go all four round and cast off and turn your Partner $\hat{=}$ then take your Partner by both hands and draw her round the 3d Cu. and above the 2d Cu. and cast off below the 2d Cu. & turn y partner $\hat{=}$

(8)

The Laß of Perth.

1/

○○○○
)))))

Musical notation for 'The Laß of Perth' consisting of four staves of music in treble clef with a key signature of one sharp (F#) and a common time signature (C). The music features a mix of eighth and sixteenth notes, with some measures containing beamed sixteenth notes.

Each Strain twice

The 1st Cu. cast off behind 2d Cu. and turn then 3d Cu. and draw in and out with the 2d and 3d Cu. till you come to your own Places; the 1st Man change Place with the 2d Wo. the 1st Wo. do the same with the 2d Man; then The 1st and 2d Cu. take hands half round and swing; then Right and Left quite round into the 2d Cu. Place;

(9)

Take my Bitt.

20

○○○○
)))))

Musical notation for 'Take my Bitt.' consisting of four staves of music in treble clef with a key signature of one sharp (F#) and a common time signature (C). The music features a mix of eighth and sixteenth notes, with some measures containing beamed sixteenth notes.

Each Strain twice

The 1st Cu. Back to Back with the 2d Cu. and turn Partners; the 1st Cu. turn the 2d Cu. and turn their own; Meet set all four and turn single, and clap Hands all four round; the 1st Cu. go the Figure thro the 2d Cu. and cast off, and turn their own Partners;

(10)

The Miller of Mansfield

Musical notation for 'The Miller of Mansfield' consisting of four staves of music in 6/8 time, featuring a treble clef and a key signature of one sharp (F#).

Each Strain twice.

The 1st Cu. foot it twice and cross over and half figure up
 2 foot it again and half figure with the 3d Cu, the 1st
 Man foots it to the 3d Wo. and his Partner at the same
 Time to the 2d Man then the 1st Man swings with the 2d
 Wo. and his Partner with the 3d Man at the same Time
 then clap Hands twice and foot it twice and lead thro
 the 3d Cu. and cast up

(11)

Prince of WALES'S Birth Day.

Musical notation for 'Prince of WALES'S Birth Day.' consisting of four staves of music in 2/4 time, featuring a treble clef and a key signature of one sharp (F#).

Each Strain twice.

First Cu. dance and Lead quite down the Middle and cast
 up again, to your Place then 1st Wo. and 2d Man do the
 same, and 1st Wo. cast off below, the 2d Wo. the 1st Cu.
 take Hands and go across quite round with 3d Cu. then
 Lead up round the 2d Cu. into the 2d Cu. Place then
 Right and Left with the 2d Cu. and turn Partners

(12)

Tit for Tat

7

○○○○
D D D D

Musical notation for 'Tit for Tat' consisting of four staves of music in 6/8 time. The first staff begins with a treble clef, a 6/8 time signature, and a key signature of one sharp (F#). The melody is written in a single line. The second and third staves continue the melody with various note values and rests. The fourth staff concludes the piece with a double bar line.

Each strain twice

First Cu dance through the 2d Cu and cast off in ist Wo. and 2d Man do the same then ist Wo. cast off below the 2d Wo in ist Cu. go Hands across quite round with the 3d Cu. Then lead up round the 2d Cu. into the 2d Cu. Place in Then Right and left with the 2d Cu. and turn Partners in

(13)

8

○○○○
D D D D

Shuffle and Cutt.

Musical notation for 'Shuffle and Cutt.' consisting of four staves of music in 4/4 time. The first staff begins with a treble clef, a 4/4 time signature, and a key signature of one sharp (F#). The melody is written in a single line. The second and third staves continue the melody with various note values and rests. The fourth staff concludes the piece with a double bar line.

Each strain but once

The ist Cu. dance through 2d Cu. and Cast off in ist Cu. dance through the 3d Cu. and cast up again and Turn in Then the ist and 2d Cu. Iigg it round and Cast off in

(14)

Any thing or Saturday Night

Musical notation for 'Any thing or Saturday Night'. It consists of four staves of music in G major (one sharp) and 3/8 time. The melody is written in treble clef. The first staff begins with a treble clef, a key signature of one sharp (F#), and a 3/8 time signature. The music features a mix of eighth and sixteenth notes, with some beamed eighth notes. There are repeat signs at the end of the second and fourth staves.

First Cu. hands acrofs with the 2d half round back
 crofs over two Cu and lead up the Middle foot at
 Top reverfs and Caft off and right hand and left tell
 you come proper then caft off

Roast Beef and Brown Beer

Musical notation for 'Roast Beef and Brown Beer'. It consists of three staves of music in G major (one sharp) and 4/4 time. The melody is written in treble clef. The first staff begins with a treble clef, a key signature of one sharp (F#), and a 4/4 time signature. The music features a mix of eighth and sixteenth notes, with some beamed eighth notes. There are repeat signs at the end of the second and third staves.

Tune to be playd quite through . First Cu turn and
 fwing then crofs over and figure and turn behind 2d
 Cu. This to the Tune playd once through
 Then right and left ist and 2d Cu. and all 4 take
 hand and fwing round ist Cu caft off and turn
 This to the Tune playd the fecond time over

The Barbadoes

Musical notation for 'The Barbadoes' consisting of five staves. The first four staves are in treble clef with a key signature of two sharps (F# and C#) and a common time signature (C). The fifth staff is in bass clef with the same key signature and time signature. The music features a mix of eighth and sixteenth notes, with some triplets in the final staff.

First Cu. cast off and cast up again turn and the whole figure ist Man foot it to the 2d Wo. ist Wo. to the 2d Man all four foot it together then Right hands and Left (17)

Ellin a Roon

Musical notation for 'Ellin a Roon' consisting of five staves. The first four staves are in treble clef with a key signature of two sharps (F# and C#) and a 3/4 time signature. The fifth staff is in bass clef with the same key signature and time signature. The music features a mix of eighth and sixteenth notes, with some triplets in the final staff.

First Man go round the 2d Wo and turn the 2d Man till the ist Man comes into his own Place the ist Wo go round 2d man and turn 2d Wo. till the ist Wo. comes into her own Place the ist Cu. cross over and go the figure thro till they come into 2d Cu Place then lead thro 3d Cu. and cast up and go the figure thro the ist Cu. and so cast off.

Parham Place

5



The 1st Cu. cast off below the 2d Cu. and clap hands and turn sides
The 2d Cu. do the same then the 1st Cu. go the whole figure and foot it
then right hands and left and turn Partners then the 1st Cu. set their
hands on their sides and foot it and cast off below the second Couple

(19)

The Mofette

6



Foot it all four all four hands round
1st Cu. lead thro' the 2d round the out
side of the 3d up thro' the Middle
Cast off at Top to begin again

(20)

Farinellis Maggot

0000
D D D D



Each strain twice

The 1st Cu. set and cast off - The 2d Cu. do the same - The 1st Man and 2d Wo. meet and give A little Jump the 2d Man and 1st Wo. do the same and turn single all four - The 1st Cu. crosses over and figure in between the 3d Cu. into the 2d Cu. Place -

(21)

Kifs quick Mothers a comeing or bonny Iocky



Each strain twice

First Man kifs quick the 2d Wo. and cast off and go the whole figure round the 3d Cu. and stand in 2d Cu. place - And the 1st Wo. do the same - Then 1st man heys with 3d Cu. at the Bottom and 1st Wo. heys at top with 2d Cu. at the same time - Then 1st Cu. casts up at top and go the whole figure and cast off into the 2d Cu. place -

(22)

The Bunters Ioke

9
○○○○
D D D D

Each strain twice

The 1st Cu. do the Rigadoon step and cast off meeting one another - The Rigadoon step again and cast up again - then cross over and half figure with the 2d Cu. and turn Part - lead thro the bottom and top and cast down into the 2d Cu. Place.

(23)

The Charlton Lads

10

○○○○
D D D D

Each strain twice

The 1st Cu. cast off and lead up hands all abreast with the 2d Cu. then the single figure round the 2d Cu. into the 2d Cu. Place and turn - The 1st Cu. lead thro the 2d and 3d Men and turn in the Middle then the same thro the 2d and 3d We. and turn as before.

(24)

I will have a Wife of my own



First all lead up forward and back again in that a gain in the Cu. go Back to Back then right Hands one turn and a half then clap hands in your own then one of each others then walk out to the Wall then back again and Back to Back as before the Men on the Wo. side and Wo. on the Mens and in the last part after clapping Hands then lead to the Wall and Back again.

(25)

Steward's Rant.

14

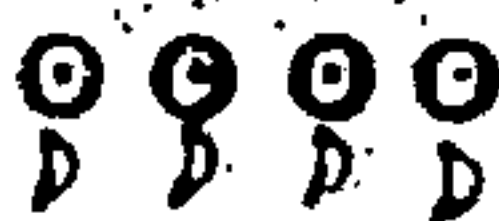


The 1st Man foots it to the 2d Wo. and turn's her in The 1st Wo. does the same in cross over two Cu. in Lead up to the top foot it and cast off in foot it Corners and turn in Foot it the other Corners and turn in Lead out thro the Man's side and turn Lead out thro the Wo. side and turn it out in

(26)

Ranting Highland Man

17



Three staves of musical notation for 'Ranting Highland Man'. The first staff begins with a treble clef, a key signature of one sharp (F#), and a common time signature (C). The melody consists of eighth and sixteenth notes, with some beamed pairs. The second and third staves continue the melody with similar rhythmic patterns and include repeat signs.

The 1st Man foots it and casts off and turns the 3d Wo. and stands in the 2d Man's Place. The 1st Wo. does the same with the 3d Man. Foot it Corner and turn. Foot it the other Corners and turn.

(27)

Soulton Jigg

18



Four staves of musical notation for 'Soulton Jigg'. The first staff begins with a treble clef, a key signature of one sharp (F#), and a 6/8 time signature. The melody is characterized by eighth and sixteenth notes, often beamed together. The second and third staves continue the melody with various rhythmic patterns and repeat signs. The fourth staff concludes the piece with a final cadence.

The 1st strain is to be play'd twice and the last but once over. The 1st Cu. sett and cast off then clap Hands and turn Sides the 2d Cu. do the same. 1st Man change Places with the 2d Wo. and the 1st Wo. with the 2d Man then all four sett and turn single then right hands and left half round then sett and cast off.

19

Hambleton's Rant

21



The Two Men take Hands and fall back then meet their Partners and turn single the two Wo. doing the like afterwards all four take hand and go half round and turn single then half round and back again then the double figure and the 1st Cu lead down the Middle.

(29)

Princess Amelia's Birth Day.

22



Each strain twice
 The 1st Cu. crosses over and turn then change over at top and lead out sides and Back to Back sides and turn the 1st Cu. being all at Bottom then Hands round at top then Right and left quite round at top Then the 1st Man heys at top and the Wo. at the Bottom and turn it out

(30)

Borne Races



The 1st Cu. foots it half round to the left then clap twice and cast off — then foot it half round to the right and turn — then the 1st 2d and 3d Cu. foot it to their Partners all at the same time then turn them then hands round all Six and all turn single =

(31)

Cuckfield Place



The 1st Cu. foot twice and cast off and half figure up — foot it again and half figure with the 3d Cu. — 1st Man foots it to the 3d Wo. and his Partner at the same time to the 2d Man then the 1st Man turns the 2d Wo. and his Partner the 3d Man at the same time — then clap twice and foot it twice and lead thro the 3d Cu. and cast up —

(32)

Peace and Plenty .

19



The 1st and 2d Cu. clap 4 times and foot it twice and cast off one Cu. — the same down another Cu. — whole figure at the Top and foot it — the 1st Man casts behind the 3d Man and his Partner behind the 2d. Wo. and foot it and then the 1st Man casts behind the 3d Wo. and his Partner behind the 2d Man and turn —

(33)

A Trip to Nottingham

20

0000
D D D D



Each strain twice

All four Hands half round the 1st Cu. turn sides with the 3d Cu. — Then cast up to the Top and change Places with your Partners — The 1st Cu. go in and out below the 3d Cu. — Then lead up to the Top and cast off —

(34)



The 1st Cu. takes hands and leads down between the 2d Cu. and foot it and cast up — the 2d Cu. take hands and lead up between the 1st Cu. foot it and cast down — Right hand and Left round = hands round all four and the 1st Cu. cast off — the 1st Cu. hand round and the Man goes behind the 3d Man and his Partner goes round the 2d Wo. — Meet and turn again and the Man goes behind the 2d Wo. and his Partner behind the 3d Man — the Man foots it with the 2d Wo. and goes behind the 2d Man his Partner footing to the 3d Man and going behind the 3d Wo. = then foot it to your Partner and turn — (35)



Each strain twice
 The 1st Man cast off and turn the 2d Wo. quite round. the 1st Wo. at the same Time follows him below the 2d Man and turns him quite round — Then figure thro the 3d Cu. and cast up to the Top — The 1st Cu. cast off and take with the 3d Cu. and go half round — All set and turn single then Hands back again which brings the 1st Cu. into the 2d Cu. Place proper —

Barley Cake.



First Man and 2d Wo. foot it and turn Hands The 1st Wo. and 2d Man do the same. the 1st Cu. lead thro the 2d Cu. and go round the 3d Cu. then lead up the Middle and foot it at the top then cast off and Right hand. and Left quite round then foot it and turn hands.

(37)

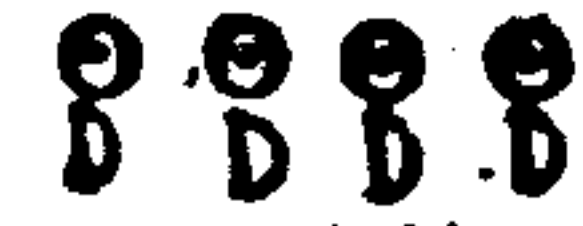
Cock and Bull.



The 1st Cu. foots it and turns 2 1st Cu. cross over and half figure at Top 2 The 1st Man goes round the 3d Man on the Right hand side 1st Wo. does the same at the same time round the 2d Wo. 1st Cu. turns in the 2d Cu. Place 2 The 1st Man figures round the 3d Wo. 1st Wo. at the same time figures round the 2d Man and turn again in the 2d Cu. Place.

(38)

Wherefore come ye here Ise warrant.



Musical notation for the first piece, consisting of four staves of music in treble clef with a key signature of one sharp (F#).

The 1st Cu. gallop down the Middle and up to the Top and cast off
the 2d Cu. do the Same. The 1st man turn the 3d Wo. and 1st Wo.
the 2d man and turn Partners. The 1st man turn the 2d Wo. and 1st
Wo. the 3d Man and turn Partners. The 1st man and 2d Wo. foot
it and turn. 1st Wo. and 2d Man the same. The 1st Cu. cross over
and figure in then right and left.

Eckel Reel.



Musical notation for the second piece, consisting of four staves of music in treble clef with a key signature of one sharp (F#).

The 1st Cu. foot it and turn single all four
hands with the 2d Cu. and back again
cross over figure in lead up and then down
and then lead thro the 2d Cu. at Top.

Carlton Maggot.

Handwritten musical notation for 'Carlton Maggot'. It consists of seven staves of music in 6/8 time, featuring a mix of eighth and sixteenth notes with various rests and phrasing. The notation is written in a clear, legible hand.

Richard Snary.

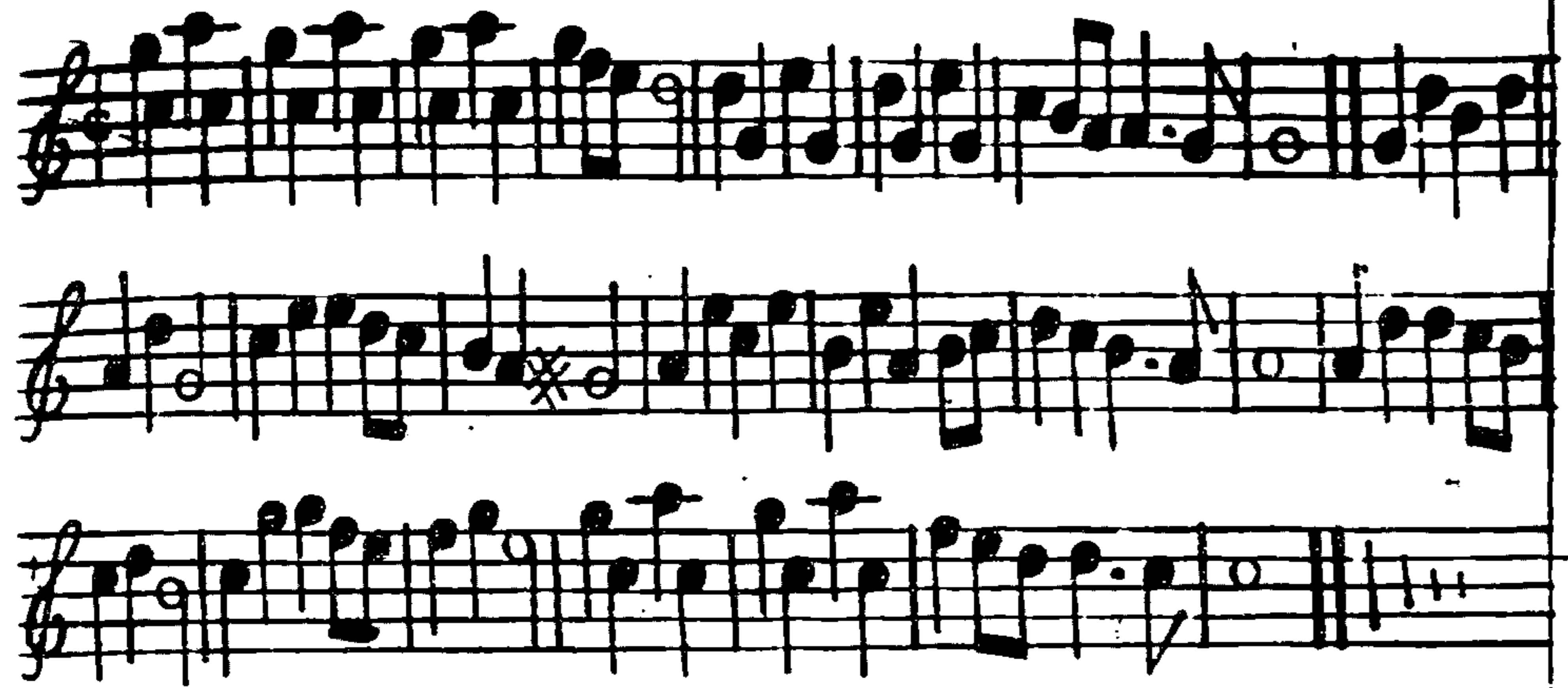
Handwritten musical notation for 'Richard Snary'. It consists of six staves of music in 6/8 time, featuring a mix of eighth and sixteenth notes with various rests and phrasing. The notation is written in a clear, legible hand.

First Cu. cross over figure in and Right hand and Left then foot it cast down and turn hands foot it cast up and turn hands.

First Man go round y^e 2d Wo. and turn y^e 2d Man till y^e 1st Man comes into his own Place the 1st Wo. go round the 2d Man and turn y^e 2d Wo. till the 1st Wo. comes into her own Place the 1st Cu. cross over and go the Figure thro till they come into the 2d Cu. Place then lead thro the 3d Cu. and cast up and go the figure thro the 1st Cu. and so cast off (41)

Gregg's Frolick

U U U U
D D D D



The 1st and 2d Cu. set across and turn all 4 round single then set again and turn to your own Places. This to the 1st strain play'd twice Then cross below the 2d Cu. and up again to your own Places The 1st Man change Places with the 2d Wo. and the 1st Wo. with the 2d Man then hands half round and cast off This to the 2d strain play'd twice.

Kick the World before me.

U U U U
D D D D



Each strain twice
The 1st Man turn the 2d Wo. then stand Back to Back and kick out their Legs - The other two do the same - Then the 1st Man Leads his Partner thro the 2d Cu. and up again and cast off and turn - then Right and left quite round and turn -

John Black's Daughter.



Hey on the Mens side - Then foot it to Partners then
to sides turn single after Each - then the 1st Man turn
3d Cu. half round and cast up into the 2d Place -
The Wo. do the same back again - change sides and
foot it cast up change sides and foot it and cast off -

(45)

Six and Sevens



Each strain twice

The 1st Cu. lead thro the 2d Cu. and cast up to the Top
and cast off - the 2d Cu. do the same - then the 1st Cu.
cast off and go the same figure - then Right and Left
go 2d Cu. and 1st Cu. -

(46)

Masquerade Royal



Each strain twice

The 1st four Hands half round and foot it then the other half round and foot it lead to the Wall and back again then all four turn single then lead up and back again the 1st Cu. flipping down into the 2d Cu. Place and turn Hands round. **OR THUS** The 1st Cu. turns single then lead down thro the 2d Cu. and cast up again. The 2d Cu. do the same. The three 1st Cu. go the Hey. Then the 1st Cu. cast off and turn Hands.

(47)

Old Hob or the Mouse Trap



Each strain twice

The 1st Man turn the 2d Wo. then cast off with his Partner. The 2d Man do the same with the 1st Wo. Then the 1st Man change Places with the 2d Wo. and the 2d Man with the 1st Wo Hands half round then the 1st Cu. cast off. The 1st Cu. lead down the Middle and cast up behind the 3d Cu. into the 2d Cu. Place and turn Hands.

(48)

Set the Old Wife beyond the fire



The 1st Cu. turn and cast off. Then turn again and cast off again. lead up to the Top foot it and cast off. Lead thro the bottom foot it and cast up. Then foot it Corners and turn. Foot it the other Corners and turn. Lead out on the Wo^s. side. Foot it to your Partner and turn her.

(49)

We'r aw forfaken for want aw Siller.



Each Strain twice.

The 1st Cu. sett and cast off below the 2d Cu. Then sett and cast off below the 3d Cu. Then lead thro to the Top. Then cast off and right and left quite round and turn.

(50)

Bonny Laddy .



Each strain twice .

The 1st Man cast off round the 2d Cu. the Wo. following ; Then the 1st Wo. do the same back again. the Man following ; Cross over and figure thro the 3d Cu. ; The 1st and 2d Cu. take all four hands and turn quite round first and then single ;

(51)

The Honest Yorkshire Man .



Each strain twice

First and 2d Man lead thro the We. and hands half round The We. lead thro the Men and hands half round ; The Jigg. the 1st and 2d Cu. hands across quite round and turn all single then hands across back and turn single ; First Man and 1st Wo. Back to Back and lead thro the 3d Cu. and thro the 2d Cu. then Right and left quite round with 2d Cu. and turn your Partner ;

(52)

The Bleeding Heart .



Each strain twice

The 1st Cu. turn and Back to Back and lead thro. the 3d Cu. then lead up to the Top and turn then 1st and 2d Cu. take Hands across and dance round and turn single Then Right and Left the Tune out

(53)

The Quadrille .



Each strain twice

First lead up all forwards and backwards the 1st Cu. set and turn Hands and cast off this must be done by every Couple then the 1st Man and 2d Wo. change Places and the 2d Man and 1st Wo. change Places then hands half round and the 1st Cu. cast off.

(54)

Chester Jigg

0000
D D D D

Each strain twice

The 1st Man Set to the 2d Wo. the 1st Man turn the 2d Man turn quite round the 2d Wo. turn the 1st Wo quite round at the same time ♪ then the 1st Wo. and 2d Man do the same ♪ the 1st and 2d Cu. clap hands with your Partners turn single then take hands and go half round ♪ take hands and go half round and all turn S. the 1st Cu. clap hands and cast off ♪

(55)

Billy Kings Bass Minuet.

1988

The 1st strain twice the second but once and End with the 1st strain

Minuet step The 1st Cu. go hands across half round with the 2d Cu. and lead thro the 3d Cu. and cast up ♪ then hands across half round with the 3d Cu. and cast up to the Top ♪ the 1st and 2d Cu. take hands and go quite round then the 1st Cu. cast of in the 2d Cu. place.

(56)

Poyntins Maggot

○○○○
DDDD



Each strain twice

The 1st Cu. take both hands the 2d Cu. do the same and go Round in each others places & the same back again & the 1st Man change Place with the 2d Wo. the 2d Man with the 1st Wo. and all four turn single & hands across and turn quite round then 1st Cu. turn proper &

(57)

A Trip to Wimbleton.

9999



Each strain twice

The 1st Man cast off below the 2d Man the 2d Wo. cast up at the same time and turn 2d Man & then 1st Wo. and 2d Man do the same & the 1st Man change place with the 2d Wo. and the 1st Wo. with the 2d Man and follow quite round and cast off & then lead through 3d Cu. right and left quite round with the 3d Cu. and turn Partners. &

(58)

The Scoulding Pair

0000
D.D D D

Tray Ace

0000
D D D D

Musical notation for 'The Scoulding Pair' consisting of three staves. The first staff is a treble clef with a key signature of one sharp (F#) and a common time signature (C). The second and third staves are bass clefs with a key signature of one sharp (F#) and a common time signature (C). The music features a mix of eighth and sixteenth notes, with some triplets and rests.

Each Strain twice

The 1st Man sides to the 2d Wo. and turns her with his right hand then your partner with your left hand then your Partner does the same. Then cross over and figure in and right and left quite round then single figure at at Top and right and left quite round with the 3d. Cu.

(59)

Musical notation for 'Tray Ace' consisting of three staves. The first staff is a treble clef with a key signature of one sharp (F#) and a common time signature (C). The second and third staves are bass clefs with a key signature of one sharp (F#) and a common time signature (C). The music features a mix of eighth and sixteenth notes, with some triplets and rests.

Each strain twice

The 1st Cu. whole figure round the 2d Cu. then sett all four and turn single and back to back Partners. The 1st Cu. clap hands 2d Cu. do the same at the same time then all four clap sides and 1st Cu. cast off. Then right and left quite round with the 3d Cu. and turn your Partner the Tune out.

(60)

Fickle Polly

♩ ♪ ♪ ♪



No Excise

♩ ♪ ♪ ♪



Each strain twice.

The 1st and 2d Men go Back to Back with their Partners and turn each around and a half. Then Back to Back, sides and turn as before. The Men being improper the 1st Cu. go right Hands and left with the 2d Cu. half round, all dance and turn single. The 1st Cu. lead thro' the 3d Cu. then cast up and turn Partners quite round.

The 1st Man sett to his own Wo. and then take Hands with the 2d Man and turn round into his own Place, the 1st and 2d Wo. do the like at the same time, then the 1st Cu. cross over into the 2d Cu. Place, then all four take Hands and lead up abreast, then the 1st Man cross over and go below the 2d Man while the 1st Wo. goes below the 2d Wo. and clap Hands, then all four Hands and go quite round, the other Cu. do the same.

Dam it.

♩ ♩ ♩ ♩

Johny Too.

♩ ♩ ♩ ♩



Each strain twice

Each strain twice

The 1st Cu. turn the 2d Cu. across and turn Partners
The 1st Cu. go the Hey with the 3d Cu. The 1st Cu. set
and the 1st Man cast off the 1st Wo. at the same Time, cast
up to the Top, then take each Hands with the 2d and 3d Cu.
and go half round The 1st Cu. meet in the Middle and turn
half round, take Hands with the contrary Cu. and go half
round, which brings the 1st Cu. into the 2d Cu. Place

The two first Men change Places with the two Women,
the 1st Couple cast off and change Places again, then the
2d Couple cast off Hands half round, then clap Hands
with your Partners and turn all four single, then lead up
abreast and cast off

Devil in the Bush

♩ ♩ ♩ ♩
D D D D



Each strain twice

The 1st Cu. go with inside of the 2d Cu. then on the out side of the 3d Cu. and lead up to the Top and cast off; then the 2d Cu. do the same; Then the 1st and 2d Men sett to their Partners and take Hands and go quite round then lead between the 2d Cu. and cast up then right and left Hands half round;

(65)

We'll be merry in our)
Old Cloaths .

♩ ♩ ♩ ♩
D D D D



Each strain twice

The 1st Man sett to the 2d Wo. and casts off, the 1st Wo. sett to her Partner who is in the 2d Man's Place and cast off; Then go the Figure in the 3d Cu. then figure at the Top then the 1st Man change Places with the 2d Wo. and the 1st Wo. with the 2d Man, then right and left quite round;

(66)

Lewis Castle.



Each strain twice

The 1st and 2d Cu. hands round, The 1st Cu. casts off and hands round with 3d Cu. Then lead up between the 2d Cu. and Cast off. Foot it all four, the 1st Man to the 2d Wo. and the 2d Man to the 1st Wo. Hands all four a Cross quite round then Clap with your Partner 4 times and lead thro the 3d Cu.

(67)

Zinzans Maggot.



Each strain twice

The 1st Man sett to the 2d Wo. and turn her, the 1st Wo. and 2d Man do the same then clap hands with your Partners and turn, then right and left half Round and lead your Partner up to the Top and Cast off, then right and left quite round

(68)

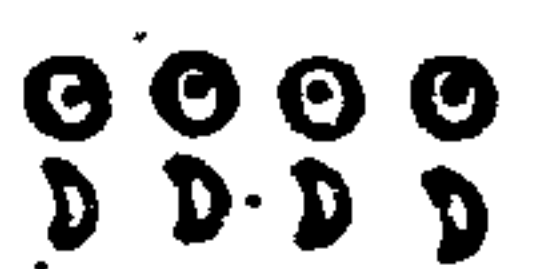
The new Coblers Jigg.



First and 2d Cu. sides and at the same time together and turn. Then both Cu. take Hands Jigg it and turn. Then the 1st and 2d Cu. fall on their Knees with Faces outwards working like Coblers and sing, then up and fall on your knees as before, Faces inwards, sing with the Musick to the end of the Tune, 1st Cu. cast off.

(69)

Dumbartons Drums.



The 1st Cu. lead thro the 2d Cu. and cast ^{off,} and turn, then the 1st Wo. turn the 2d Man, then Cross over below the 2d Cu. Then below the 3d Cu. and lead thro both Cu. and cast off. We. fall back and Men follow them and turn S. Men fall back We. follow and turn S. clap hands sides, clap hands with your Partners and cast off.

(70)

Young Damon's flight.

♩♩♩♩
D D D D



Each strain twice

First Man take 2d by his left hand lead him half round, y
all 4 take hands and go half round 2d Wo. do the same
as the Men 1st Cu. set and crose over 1st Man below 3d
Cu. and 1st Wo. above 2d Cu. go the Hey with the 2d and
3d Cu. Then 1st Cu. fall back, 1st Man cast up 1st Wo. at
the same time cast off, 1st Man figure thro 2d Cu. and 1st
Wo. at the same time figure thro 3d Cu. and turn in the
2d Cu. Places Proper

(71)

The Country Garden

♩♩♩♩
D D D D



Each strain twice

First Man go the Hey with 1st and 2d Wo. Then take
hands across and turn Then 1st Cu. whole figure Sides
with the 2d and 3d Cu. Then sett sides with 2d Cu.
1st and 2d Men take their Partners by the right Hands
then each clap their hand on their left side the next
their Heart, then 1st Cu. turn down y Middle into the
2d Cu. Places Proper

(72)



Each strain twice

First Man take his Partner by the right Hand and lead her round into his own Place quick, then take Hands with the 2d Man and go Hands round all three to the Right, the 1st Cu. falling into their own Places. The 1st Wo. do the same with the 1st Man only turning all three to the Left. The 1st Man take his Partner by the right Hand leading her round the 2d Man thro the 2d Cu. and round the 2d Wo. into the 2d Cu. Place. Then cast up and down again and turn your Partner.

(73)



Each strain twice

First Cu. clap Hand twice and cast off into the 2d Cu. Place. Then clap Hands and cast off into the 3d Cu. Place. Lead thro the 3d Cu. and turn single then lead thro the 2d Cu turn single and set. First Cu. take Hands and flip one Step down and one back again then cast off and turn.

(74)

Tom jolly



Each strain twice

First Cu. clap their own Hands first, then shake right Hands with one another, the Man leading the Wo. round him into his own Place, then both cast off. The 2d Cu. do the same. Now all being improper right and left beginning sidways till they come proper then 1st Cu. cast off and turn single. All four jing boys turn single lead thro the Top cast off and turn Partners.

(75)

The White Widow.


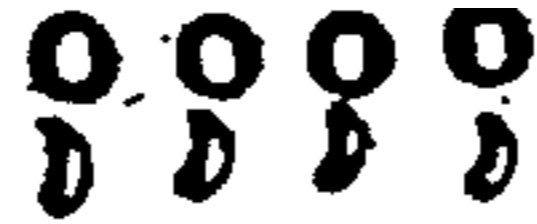


Each Strain twice

First Cu. cast off, then the 2d Cu. cast off immediately, and all four lead up. The 1st Cu. being the outer most Persons, slip in behind the 2d Cu. the 2d Cu. slipping out before, one after the other, then the 1st Cu. lead up and the 2d Cu. cast down into their own Places at the same Time. The 1st Cu. set and turn single then lead thro and turn single. The same back again, cast off and turn Partners.

(76)

Lady's Triumph

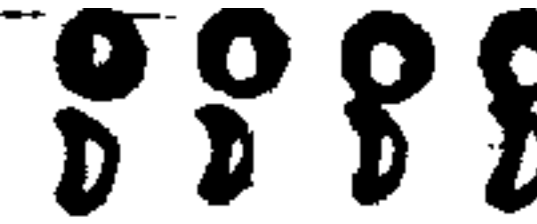


Each strain twice

The 1st Cu. set and cast off into the 2d Cu. Place
The same back again. Then go thro the 2d and 3d
Cu. and turn your Partner in the 2d Cu. Place
Figure thro the 2d Cu. and turn your Partner

(77)

Gilliam Callum



Each strain twice

The 1st and 2d Cu. lead forward and back and turn sin-
gle, then turn your Partners, then the 1st Cu. cast off
The 2d Cu. lead up and do the same. Hands across
round then back again and turn single. The 1st Cu.
Figure in cast off and turn Hands

(78)

Musical notation for the first piece, consisting of four staves of music in G major and 2/4 time.

Each strain twice and the last but once
 First Cu. crosses below the 2d Cu. then below 3d Cu. -
 1st Wo. cast up and go round the 2d Man to her Place -
 1st Man follow her to his Place - 1st Man takes his
 Wo. by both Hands and pulls her below 2d Man and
 lead through the 3d Cu. and cast up. Set, flip outside
 to the top and turn your Partner -

(79)

Musical notation for the second piece, consisting of four staves of music in G major and 2/4 time.

Each strain twice
 The 1st Cu. go within side the 2d Cu. then on the out
 side of 3d Cu. and lead up to the top and cross over and
 cast off. the 2d Cu. do the same - the 1st and 2d Man sett
 to their Partners and take hands to go quite round, lead
 between the 2d Cu. and cast up. then right and left hands half
 round -

(80)

The Peacock.



Each strain twice

First Cu. cast off and turn hands round all 4 and back again with 3d Cu. in 2d Cu. Places - the 2d Cu. do the same - 1st Cu. being at top cast off and turn hands Sides half round and back again into 2d Cu. Place - the other two do the same which brings them into the 2d Cu. place: the 1st Cu. cast off

(81)

Rugged and Tuff.



First Cu. fall back four steps down the middle in 2d Cu. Place Improper, then cross over below 3d Cu. - Then fall round each other as before, up the Middle above 3d Cu. and cross up to the top - 1st Cu. go the Key. sides with 2d and 3d Cu. - 1st Man change Place with 2d Wo. 1st and 2d Man do the same Then take Hands and go half round, the 1st Cu. cast off -

(82)

Hayden's Maggot.



First and 2d Men lead thro the two We. the We. lead thro the Men and all turn S. The 1st Cu. whole figure thro 2d Cu. and sett and cast off Crofs over quite round 3d Cu. and lead thro the Top and turn your Partner. Then lead thro the 3d Cu. and thro the 2d Cu. and right and left with the 3d Cu.

(83)

Mothers Best Boys



Each strain twice

The 1st Man cast off and turn the 3d Wo. by the left Hand and fall into the 2d Mans Place. The 1st Wo. cast off and turn the 3d Man and fall into the 2d Wo. Place. Then the 1st Cu. lead through the 3d Cu. cast up and turn Hand. Then lead through the 2d Cu. and cast off and turn Hands.

(84)

St Margaret's Hill

○○○○
D D D D

Note. The 1st strain is to be play'd but once and the last twice over

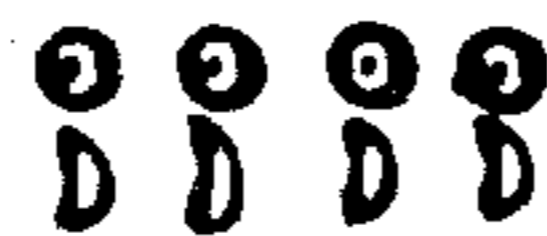
The 1st Cu. cast off both together the Man falls in between the 3d Cu. and the Wo. falls in between the 2d Cu. then fall back and hands half round. The 1st Man turns the 3d Wo. and his Partner turns the 2d Man at the same time then turn your Partner half round and lead her thro. the Bottom Cu. and come up and turn her then the Wo. turns the 3d Man and her Partner turns the 2d Wo. both at once. then Hands half round and lead thro the upper Cu. and cast off and turn.

Hochstet Battle.

○○○○
D D D D

The two Men take hands and lead to the Wall and both cast off into their own Places again and set the two Wo. do the same at the same Time. Then the 1st Cu. lead thro the 2d Cu. and cast up into their Places. Then cross over into the 2d Cu. Place and lead up all back wards and forwards and then half figure into their own Places.

Bleinheim Pound



Each strain twice

The 1st Man turn the 2d Wo. once round. The 1st Wo. turns the 2d Man once round. Then cross over and lead up all four abreast, the 1st Cu. being between the 2d Cu. Then the 1st Cu. cast off and right and left quite round.

(87)

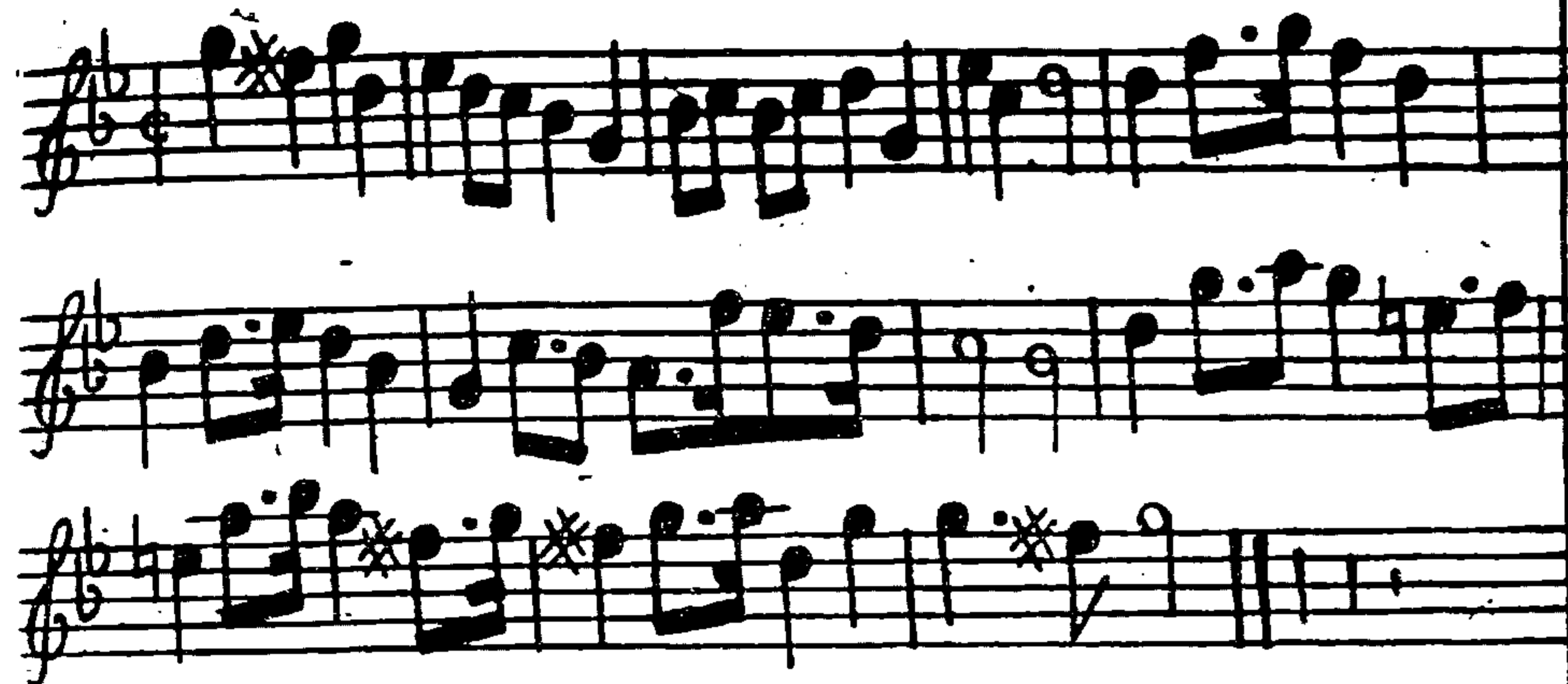
New Man Tiger.



The 1st Man sets to the 2d Wo. then single and cast off, then turn the 2d Wo. and stand below. Then the 1st Wo. do the same. Then both cross over the 3d Cu. and single figure, then right Hand and left to the Top, then cross up to the Top and single figure, then right and left to the Bottom.

(88)

Donawert Pafs



The 1st Man sett to his own Wo. and then take hands with the 2d Man and turn round into his own Place, the 1st and 2d Wo. do the like at the same Time, then the 1st Cu. cros over into the 2d Cu. Place, then all four take Hands and lead up abreast, then the 1st Man cros over and go below the 2d Man while the 1st Wo. goes below the 2d Wo. and clap Hands, then all four Hands and go quite round, the other Cu. do the same.

(89)

Katharine Street.




Each strain twice

The 1st Cu. Back to Back with the 2d Cu. And then with their Partners. The 1st Cu. turn the 2d Cu. Then turn their own. Meet all four and sett, then turn single and clap Hands, all four going quite round. The 1st Cu. go the Figure thro the 2d Cu. and cros over and turn their own Partners.

(90)

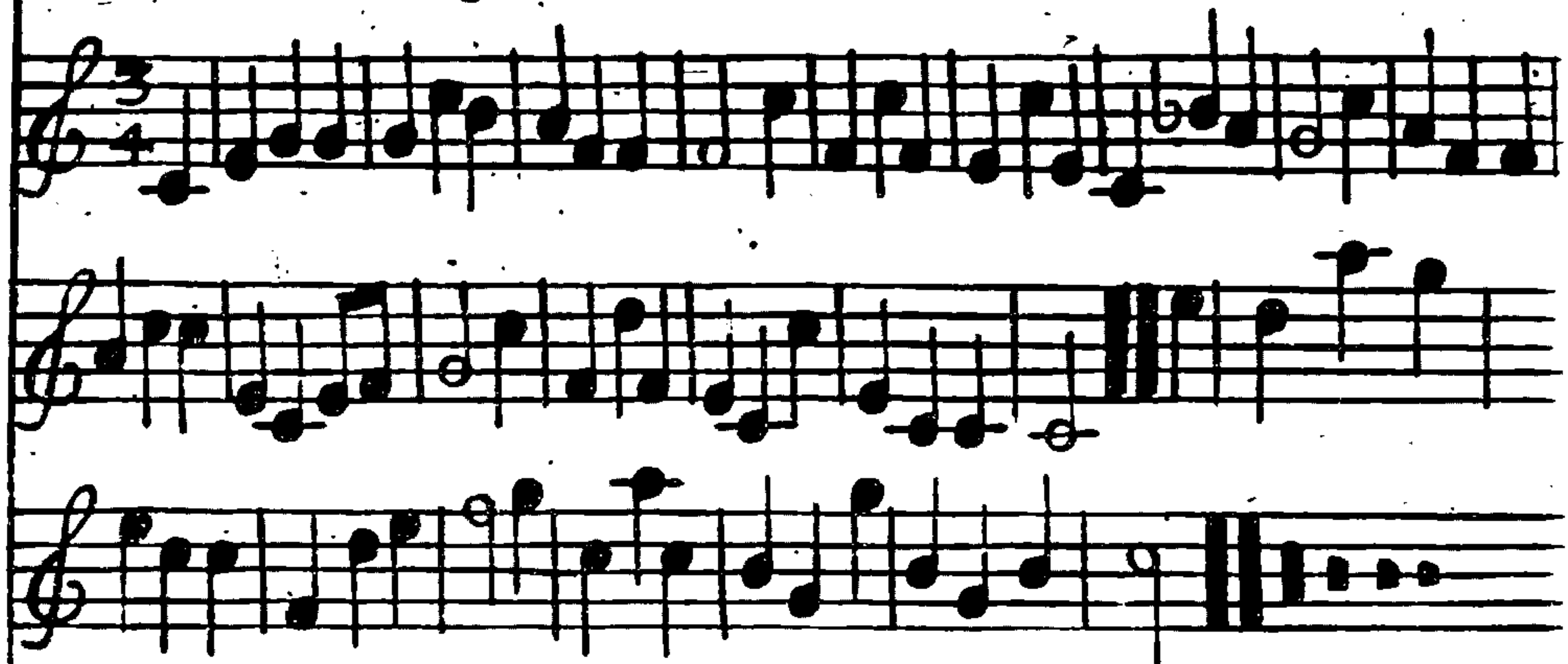
The round Ear'd Cap



Each strain twice

First and 2d Cu. clap hands and Back to Back and turn
Then all four lead up forward and back and sett and turn
single then all four Jigg it and take both right and
left hands go round in your places then 1st Man turns
the 3d Wo. and the 1st Wo. turns the 2d Man then both
half figure with the 1st Cu. they turn with their right and
left quite round

A Trip to Georgia



The 1st strain but once the last twice

The 1st and 2d Cu. foots it then clap hands foot it again
clap as before the 1st Cu. cast off the 1st Cu. cast up a
gain then cast down to the Bottom and turn then cast
up at top and cast in the 2d Cu. place and turn

Butchers Hornpipe



Each strain twice

The 1st and 2d Cu. take hands and go half round the 1st Cu. go the half Round again with the 2d Cu. the 2d Cu. at the same time turn one another into their own places then 1st Cu. lead up to the top then sett and cast off. then 1st Cu. lead down the Middle thro the 3d Cu. and lead up again thro the 2d and cast off into the 2d Cu. place

(93)

Hurlothrumbo



Each strain twice

The 1st Man turn the 2d Wo. with his right hand quite round the 1st Wo. turn the 2d Man the 1st Cu go inside and out sides below the fourth Cu. and turn single take all hands quite round and back again the 1st Cu. lead up to the top and turn S. then figure thro the 2d Cu. and turn down the Middle

(94)

AlbermarlsMarch.

The 1st strain twice the last but once.

All four lead up then back again the 2d Cu. go round the 1st Cu. into their own Places the 1st Cu. turn hands at the same time then the 1st Cu. cast off and go the half figure thro the 2d Cu. into the 2d Cu. Places the 2d Man and 2d Wo. change places at the same time the 1st Cu. being in the 2d Cu. places improper the 1st Man change with the 2d Wo. then the 2d Man change with the 1st Wo. then lead to the Wall and back again then the 1st Cu. cast off back to back and turn

(95)

Buttock of Beef.

Each strain twice

The 1st and 2d Cu. Jigg it round with their hands across then the 1st Cu. cast off behind 2d Cu. and Jigg it then cast up turn Jigg it and turn at top then right and left sett to your Partner and cast off

(96)

Doway

○○○○
D D D D

Each strain twice

The 1st Cu. lead thro the 2d Cu. and cast up ♪ The 2d Cu. lead thro the 3d Cu. and cast up ♪ The three 1st Men and the three 1st We. go the Hey at the same Time ♪ The 1st Cu. cast off and turn Hands. ♪

(27)

Vicar of Taunton Dean .

○○○○
D D D D

Note The 1st Strain is to be play'd twice and the last but once

All four lead up abreast and turn single ♪ Lead down again and turn single ♪ The 1st Cu. lead down the Middle of the 2d Cu. and the 2d Cu. and the Outside of the 3d Cu. lead up the Middle of the 3d Cu. and the Outside of the 2d Cu. and cast off ♪

(28)

Noint the Teazer .



Each strain twice

The two 1st Cu. fall back and forward again then single then the Men change Places with The Wo. The 1st Men change Place with the 2d Wo. and the 2d Man with the 1st Wo. The 1st Cu. being in the 2d Cu. Place cast up. then all four lead to the Wall and back again. The 1st Cu. go the half figure thro the 2d Cu. then turn Hands with your Partners half round and cast off.

(99)

Duke d'Aumont's Delight .



Each strain twice

The 1st Cu. figure in and cast up then cross over below the 2d Cu. The 2d Cu. do the same. Right and left quite round then the 1st Cu. cast off. Then Back to Back with your own Partners lead thro the 2d Cu. and cast off.

(100)

Hay to Conper



Each Strain twice

The 1st Cu. go the whole Figure thro the 3d Cu.
The 2d Cu. do the same
The 1st Cu. figure contrary
Sides meet in the Middle and turn Partners quite
round
Lead to the Wall Sides the 1st Cu. flip the
2d Cu. below them set two Steps and cast off

(101)

Up and Warr a Willy



The 1st and 2d Cu. take hands and go round then
back again into your own Places then cross over
and turn below the 2d Cu. and then the Figure of
eight then right hands and left so down to the
Bottom.

(102)

○○○○
DDDD

Gin I was a Bonny Lad,
or the Cleaver Lad.

○○○○
D D D D

Fiddle Fadle.

Each Strain twice

The 1st Cu. hands with 2d Cu. and turn. Then Back to Back with your Partners and turn. Then the 1st and 2d Cu. Right and Left. Then figure that the 1st Cu. may be in 2d Cu. Place and Turn.

Each Strain twice

The 1st Man turns the 2d Wo. and fall back and turn S. Then 1st Wo. sett to the 2d Man. and fall back and turn S. the 1st Man change Places with the 2d Wo. then 1st Wo. change places with the 2d Man. then all four meet and turn S. then the 1st Cu. being in the 2d Cu. place. lead thro and cast off.

Better Day Better Deed

○ ○ ○ ○
D D D D



The 1st Man go with in-side of the 2d Man, then go round about him, and stand below the 3d Man; then the 2d Wo. do the same; the 1st Cu. being below the 3d Cu. cross over above the 3d Cu. and so above the 2d Cu. into their own Places; the 1st Man take Hands with his Partner, and lead down the 2d Cu. then lead up again into your own places and cast off;

Hackney Minuet.

○ ○ ○ ○
D D D D



The 1st twice and the last but once
First Man lead his Wo. by the right hand half round, and Back again by the left hand; cast off 1st into the 2d Cu. place, then into the 3d Cu. Place; then lead thro' both Cu. and cast off then all 3 Cu. take hands round 'till the 1st Cu. meet in the Middle and turn Hands;

Carey's Minuet.

© © © ©
D D D D



The 1st twice and the last but once

The 1st Man and 2d Wo. do the Minuet step, and turn each other proper; the 2d Man and 1st Wo. do the same; the 1st Cu. go the Figure thro' the 3d Cu. and turn each other in the 2d Cu. place;

(107)

The Good Fellow.

© © © ©
D D D D



Each strain twice

The 1st Man take the 2d Wo. by the right Hand, and lead between the 2d Man and 1st Wo. cast off in their Places and turn, the 1st Cu. run the Figure between the 2d then turn your own 1st Man standing in his own place, 1st Man and 2d Wo. cross and go round, the 1st Man round his Wo. in his own place and 2d Wo. round her Man into her place hand half round the 2d Cu. cast off 1st Man cross over with 2d Wo. the 2d Man cross over with the 1st Wo. then turn your own. (108)

Roger's Wish



Musical notation for 'Roger's Wish' consisting of four staves. The first two staves are in 6/8 time, and the last two are in 3/4 time. The key signature has one sharp (F#).

Note Each Strain is to be play'd twice over
 The 1st Cu. back to back with 2d Cu. and turn \curvearrowright The 2d Cu. do the
 same with the 1st Cu \curvearrowleft The 1st Cu. cros over and half Figure thro
 the 2d Cu. and turn \curvearrowright Lead thro the 3d Cu. and cast up in the 2d
 Cu. Place and turn \curvearrowleft The 1st Man and 2d Wo. Dance the Minuet
 Step \curvearrowright 1st Wo. and 2d Man do the same \curvearrowleft The 1st and 2d Cu. Hands
 round into their Places \curvearrowright The 1st Man lead his Partner round into
 the 2d Cu. Place

Youngs Wisdom.



Musical notation for 'Youngs Wisdom.' consisting of four staves. The key signature has one sharp (F#).

The 1st Cu. hey the Man on the Wo. side and the
 Wo. on the Mans \curvearrowright Then Hey on their own sides \curvearrowleft
 The 1st Cu. cros over and half Figure through
 the 2d Cu. \curvearrowright Then Right and Left with the 2d Cu

The Expedition



Turn the 2d Wo. with one hand and then all four foot it your Partner do the same Cross over two Cu. foot it at the Bottom Lead thro and cast off

(111)

Godriail



Hey Contrary fides then on your ^{own} fides Cross over two Couple and foot the tune out then cross over the same couple into your own Places then the 1st Man foot it to the 2d Wo. turn her the 1st Wo. do the same to the 2d Man then the 1st and 2d Men lead out fides and turn till the 1st Man Comes in the 2d Mans Place then the 1st and 2d We. do the same

(112)

Ranting Roaring Willey



Each strain twice

The 1st Cu. cast off and clap Hands then they being in the 2d Cu. Place the 2d Cu. cast off and do the same then they draw the 1st Cu. into the 2d and the 2d into the 1st Cu. Places then right and left then the 1st Cu. Cast off and turn it out

(113)

The Royal Choice



Each strain twice

The 1st Man cast off and turn the 3d Wo. the 1st Wo. cast off and turn the 3d Man the 1st Cu. figure through the 2d Cu. lead through the 3d Cu. and cast up the 1st and 2d Cu. meet two steps the 1st Cu. cast up to the Top and turn down the Middle into the 2d Cu. place

(114)

Double the Cape



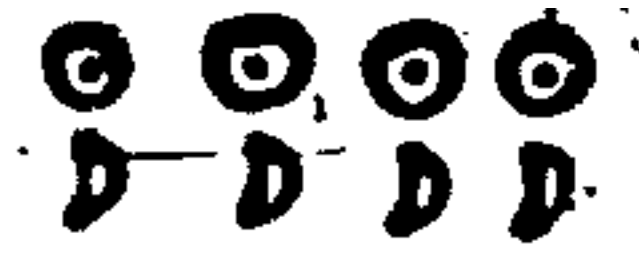
Musical notation for 'Double the Cape' consisting of three staves. The first staff is in treble clef with a 3/2 time signature and a key signature of one sharp (F#). The music features a mix of eighth and sixteenth notes, with some rests. The second and third staves continue the melody with similar rhythmic patterns.

Note The 1st strain is to be play'd twice and the last but once over

The 1st Cu. crosses over and the 2d Cu. casts off. Then change Places across and cast up into your own Places. Then Back to Back then right and left quite round and cast off and turn.

(115)

Over the Hills and far away.



Musical notation for 'Over the Hills and far away.' consisting of three staves. The first staff is in treble clef with a common time signature (C). The music features a mix of eighth and sixteenth notes, with some rests. The second and third staves continue the melody with similar rhythmic patterns.

Each strain twice

The 1st Man and his Partner crosses over the 2d Cu. and turn. Then crosses over the 3d Cu. and turn. Then ^{left} lead up to the Top and cast off and then right Hand and quite round. Then lead thro the 3d Cu. and cast up and turn your partner.

(116)

Cambridge Beauties



The 1st Man sets to his own then crosses over with the 2d Wo. then the 1st Man and 2d Wo. set and cross over and change Places then the 1st and 2d Men take Hands and lead between the 1st and 2d Wo. and come into their Places again then all four clap and take hands and go half round into their own Places again then the 1st and 2d Wo. take hands and lead between the 1st and 2d Men into their own Places again then all four clap and take hands and go half round into their own places again the rest doing the same.

(117)

Highland Lads



The 1st Cu. crosses over and the 2d Cu. cast off. Then change Places across. Then cast up in your own Places and Back to Back. Then right and left and turn.

(118)

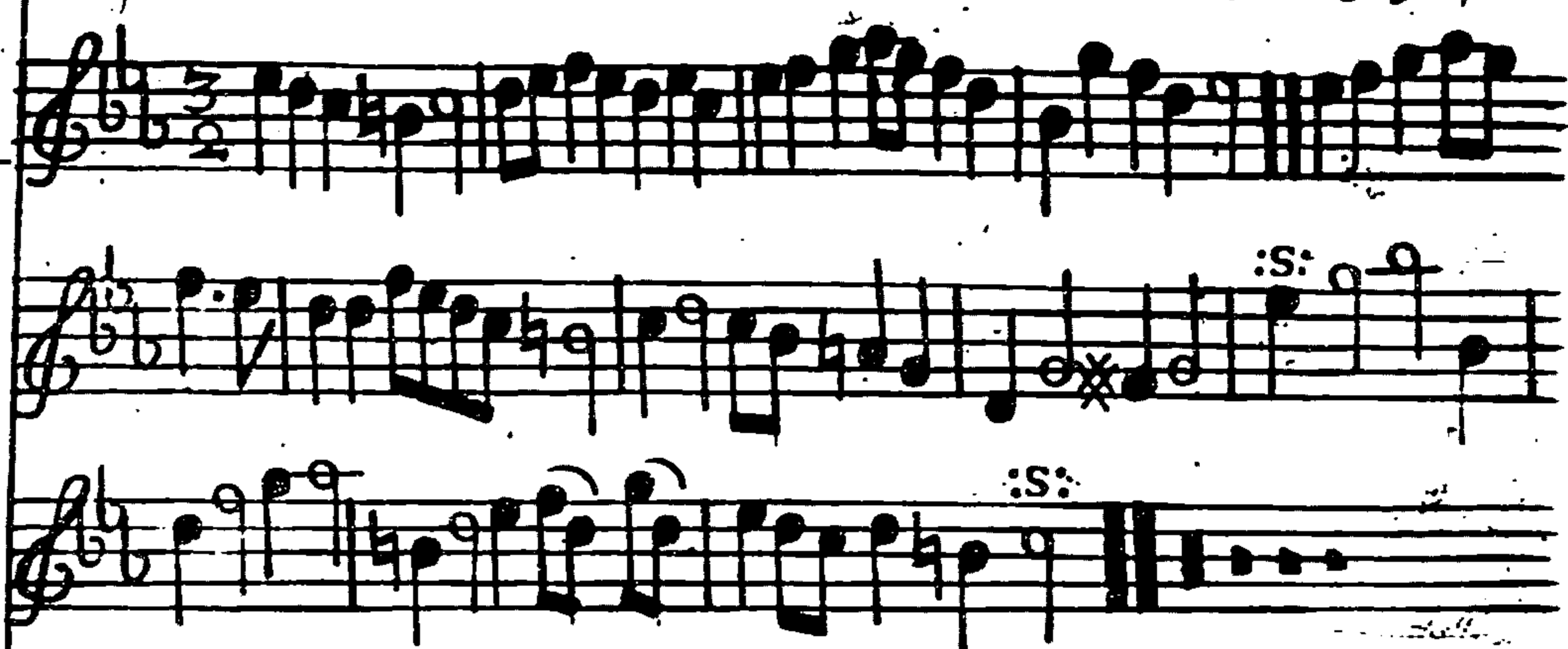
Frank and easy



First right and left half round then the 1st Man and 2d Wo. lead thro the 2d Cu. and cast off into their Places. Then the 2d Man and 2d Wo. do the same. The 1st Man and 1st Wo. take both hands and slide down the Middle and foot it and then slide up the Middle and foot it then cast off and go the whole figure with the 2d Cu.

(119)

Moderation .



Note The 1st strain is to be play'd twice and the 2d once and so far as the Repeat again
The 1st Man cast off below the 2d Man and go above the 2d Wo. into the 2d Man's place then the 1st Wo. cast off below the 2d Cu. and go above the 2d Man into the 2d Wo. Place then cast up and go Back to Back with your Partners then right and left with your Partner then lead thro the 2d Cu. and back again and so cast off.

(120)

Venerous Conquest.

③③③③
D D D D



Each strain twice

The 1st Man set to the 3d Wo cast above the 2d Man and turn his Partner. The 1st Wo. do the same. The Man take his Partner by both Hands dance down the Middle turn her half round cross over below the 3d Cu. meet two Steps forward and turn single. The 1st Man cast above the 3d Man and go outside the 2d Wo. to his Place the 1st Wo. follow him at the same Time to her Place both set two Steps forward and cast off.

(121)

Hampstead Manour.



Each strain twice

The 1st Cu. lead down to the 4th Cu. the 1st Man turn the 4th Wo. and the 1st Wo. turn the 4th Man with her right hand and her Partner with her left. Then turn the 3d Cu. and your Partners as before then the 2d Cu. then your Partners. Then cross over every Cu. below the 4th and take your Partner by both Hands and draw quite round every Cu. till you come to the Top. Change Places with the 2d Cu. and cast off and right and left quite round and turn your Partner.

(122)

A Trip to Killburn.

♩ ♩ ♩ ♩
D D D D

Musical notation for 'A Trip to Killburn' consisting of four staves of music in treble clef with a key signature of one sharp (F#). The music features various rhythmic patterns and melodic lines.

Each strain twice

First Cu. cast off and Hands round with the 3d Cu. and lead thro the 3d Cu. Hands round with the 2d Cu. and lead thro the 2d Cu. Hands all fix quite round and stand in the 2d Cu. Place Then right and left quite round with the 2d Cu. and turn your Partner

Shoomaker Row.

♩ ♩ ♩ ♩
D. D D D

Musical notation for 'Shoomaker Row' consisting of three staves of music in treble clef with a key signature of one flat (Bb). The music features various rhythmic patterns and melodic lines.

Each strain twice

The 1st Man set to the 2d Wo. and turn single and turn his Partner The 1st Wo. set to the 2d Man then turn single and turn her Partner The 1st Cu. whole Figure With the 2d Cu. and clap and cast off The 1st Man. change Places with the 2d Wo. and the 1st Wo. with the 2d Man and Hands all four half round and turn single all four

White hard Cabages or
Easter Tuesday



The tuneful Nightingale .



Note The 1st strain is to be play'd twice and the last but once .

First Cu. clap and cast off below the 2d Cu. Then clap and cast up to the Top Cross over and figure with the 2d Cu. and cast off right and left quite round lead thro the 3d Cu. and turn your Partner

(125)

Each strain twice

First Man and 2d Wo. go the whole Figure thro the 1st Wo. and 2d Man First Wo. and 2d Man do the same First Man lead his Partner below the 2d Man and figure thro the 2d Cu. Set sides then set to Partners fall back two steps the 1st Cu. cast off

(126)

Lambeth Ferry



Musical notation for 'Lambeth Ferry' consisting of three staves. The first staff begins with a treble clef and a key signature of one flat. The music features a mix of eighth and sixteenth notes, with some rests. The second and third staves continue the melody, with the third staff ending with a double bar line and repeat dots.

Each strain twice

The 1st Man sets to the 2d Wo then turn her with his right Hand then your Partner with your left Hand then your Partner does the same. Then cross over and Figure in and right and left quite round then the single Figure at the Top and right Hands and left quite round with the 3d Cu.

(127)

Londons Glory .




Musical notation for 'Londons Glory' consisting of three staves. The first staff begins with a treble clef and a key signature of one flat. The music features a mix of eighth and sixteenth notes, with some rests. The second and third staves continue the melody, with the third staff ending with a double bar line and repeat dots.

The 1st Cu. cross over and turn then cross over and Figure at the Bottom and turn then right and left at the Top then turn it out with your Partner .

(128)

Montague Houfe



Each strain twice

The 1st Cu. sets and calls off then sets and Call up again then crosses over and Figure in the single and then turn your Partner then lead your Partner thro the 3d Cu. and call up and turn it out

(129)


Wedding Supper



The 1st and 2d Cu. take Hands and go round then back again into your own Places then cross over and turn below the 2d Cu. and then the figure of eight then right Hands and left so down to the Bottom

(130)

Lord what's come to my Mother

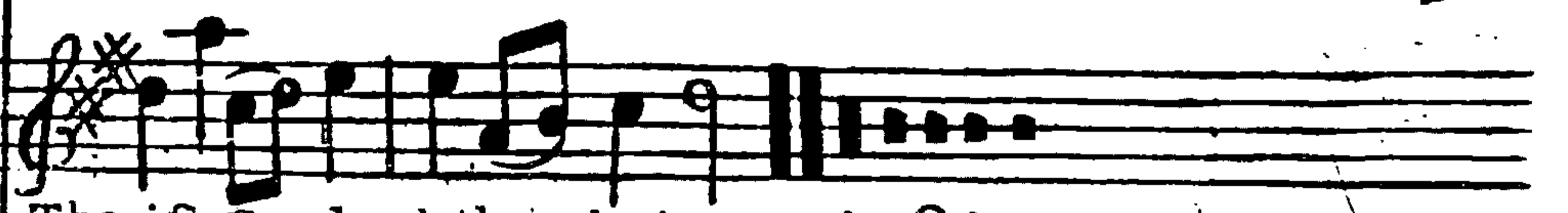




Each strain twice

The 1st Man turns the 2d Wo. then he and the 2d Man leads thro the 1st and 2d Wo. and so come in their own Places again. Then the 1st Wo. begins and does the same. then both cast off and clap twice and cast up to the Top then right and left quite round then cast off and double figure between the 3d Cu. and so turn it out.

(151)

The Wedding Dance



The 1st Cu. lead thro between the 2d Cu. and cast up a gain then Arms. The 2d Cu. do the same. Then Back to Back all with your Partners then right and left the 1st Cu. being in the 2d Cu. Place. Then the 1st Cu. half Figure then 1st Man and 2d Wo. and 2d Man and 1st Wo. Arms round then 1st Man and 1st Wo. change places.

(152)

Windfor Terras



Note The 1st strain is to be play'd twice and the last but once

The 1st Cu. cast off, the Man Hey with the 3d Cu. and the Wo. hey with the 2d Cu. The 1st and 3d Cu. turn Hands across all four. and back again Then right and left quite round with the 2d Cu.

(133)

Next Oars or the Sheep Shearers



Each strain twice

The 1st Cu. cast off and cast up Then Hands across with the 2d Cu. quite round Then lead thro and back to back with your Partner Then cross over the 2d Cu. and cross over the 3d Cu. to the Bottom, the 1st Man hey on the Men's side, and the Wo. on her own Side, then the 1st Cu lead thro the Top and turn

(134)

Thomas I cannot or
Tom Trusty.




Each strain twice

The 1st Cu. cast off and cast up again. Cross over and go the figure thro the 2d Cu. Then lead thro the 3d Cu. and cast up and turn Hands.

(135)

Brook and Hilliar.



Each strain twice

The 1st Cu. cast off and cast up again. The 2d Cu. cast off below the 3d Cu. then lead up and cast off into their own Places. The 1st two Cu. follow each other half round, then clap hands once, then follow the other half round clap Hands once. The two Men go the half Figure between the two We. then the 1st Cu. cast off.

(136)

Grange Court.



Each strain twice

Lead to the Wall and back again - Lead thro and cast up - The 1st Man change Place with the 2d Wo. then the 1st Wo. with the 2d Man, Hands half round and cast off - The two Men lead thro the two Wo. then the two Wo. lead thro the two Men -

(137)

Fair Phillis

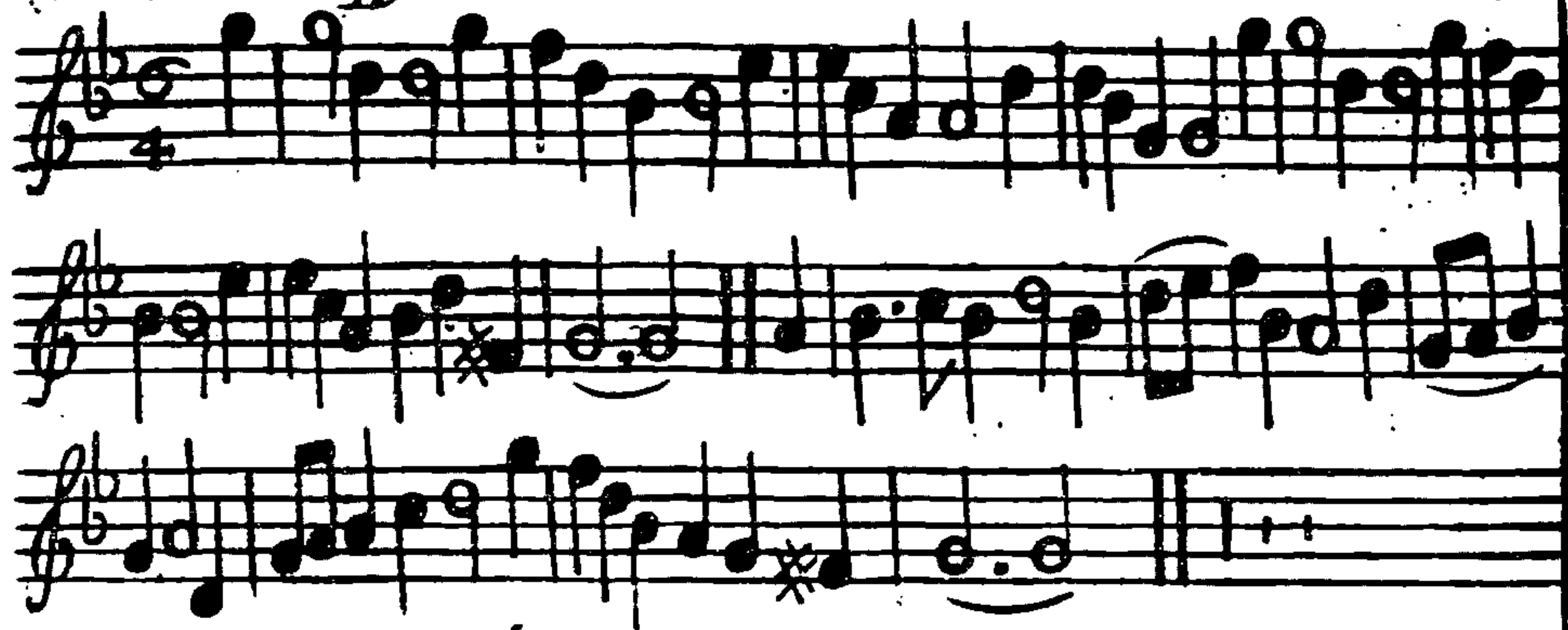


Each strain twice

The 1st Cu. cros over - And back to back - Change Place with your Partner, then with the 2d Cu. all four set in the Middle, then set back again and cast off - Cros over, figure thro the 3d Cu. and Cast up -

(138)

Audenard Battle •
or London Spy •

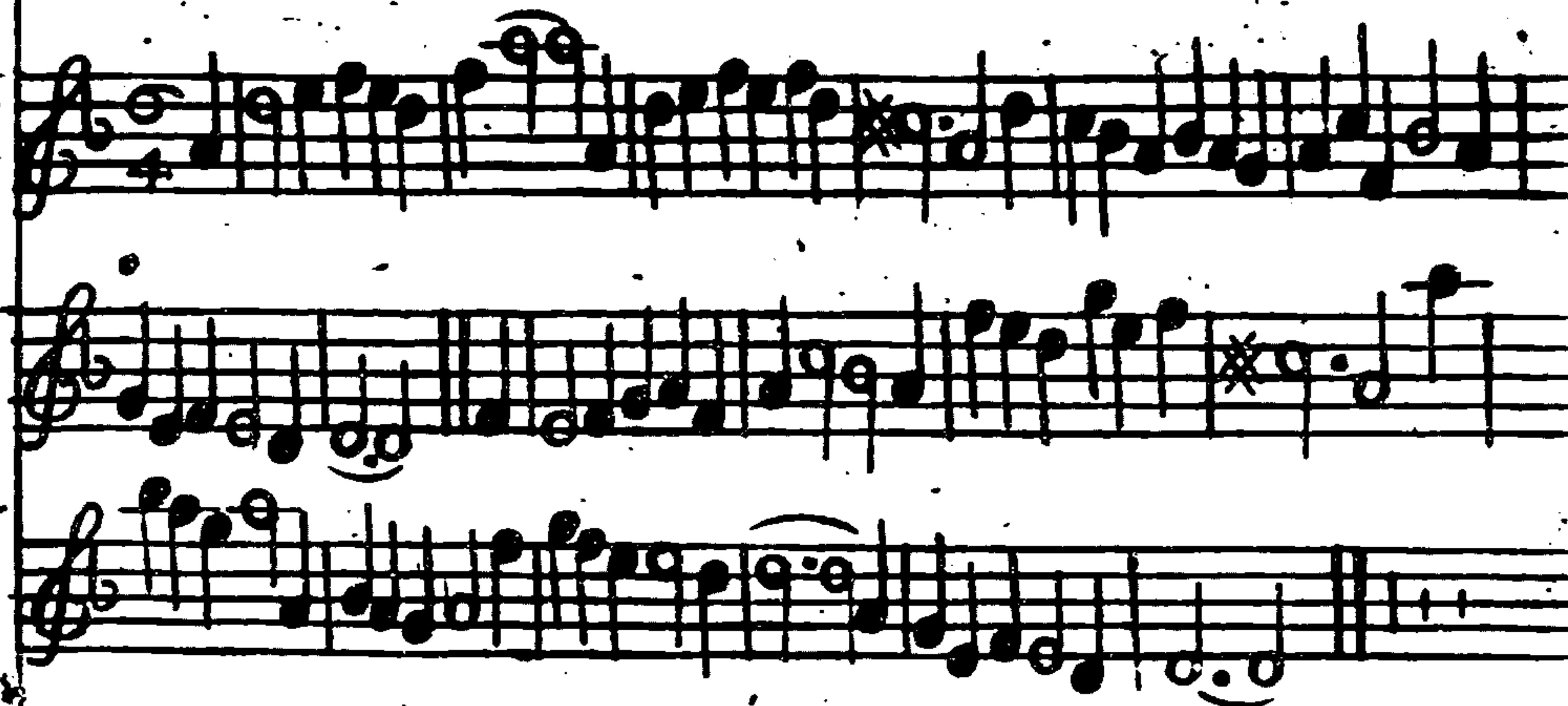


Each strain twice

All four Hands across quite round the 1st Cu. cast off and turn Hands → Then all four left Hands across quite round the 1st Cu. cast up and turn Hands The 1st Man back with the 2d Wo. then Back to Back with his Partner → The 2d Man back with the 1st Wo. then Back to Back with his Partner at the same Time the 1st Cu. casts off → OR thus: The 1st Man leads off his Partner the Wo. going the Figure of 8 round y 3d Cu. y Man doing y same with y 2d Cu. meets his Partner between y 1st and 2d Men y lead thro y 2d Wo. turn in y Middle y lead thro y 2d and 3d Men and turn as before.

(139)

All alive •



Each strain twice

The 1st Cu. sett to each other then cast off and go half the Figure then cast off again into the 2d Cu. Place Improper → Then the 2d Cu. do the same → Then all four cross over and give a Jump then Face to Face and Jump again and Back to Back with your Partner the 1st Man and 2d Wo. meet then take right and left Hands the 2d Man and 1st Wo. do the same → Then go quite round Hands a cross which will bring the 1st Cu. into the 2d Cu. Place →

7140)

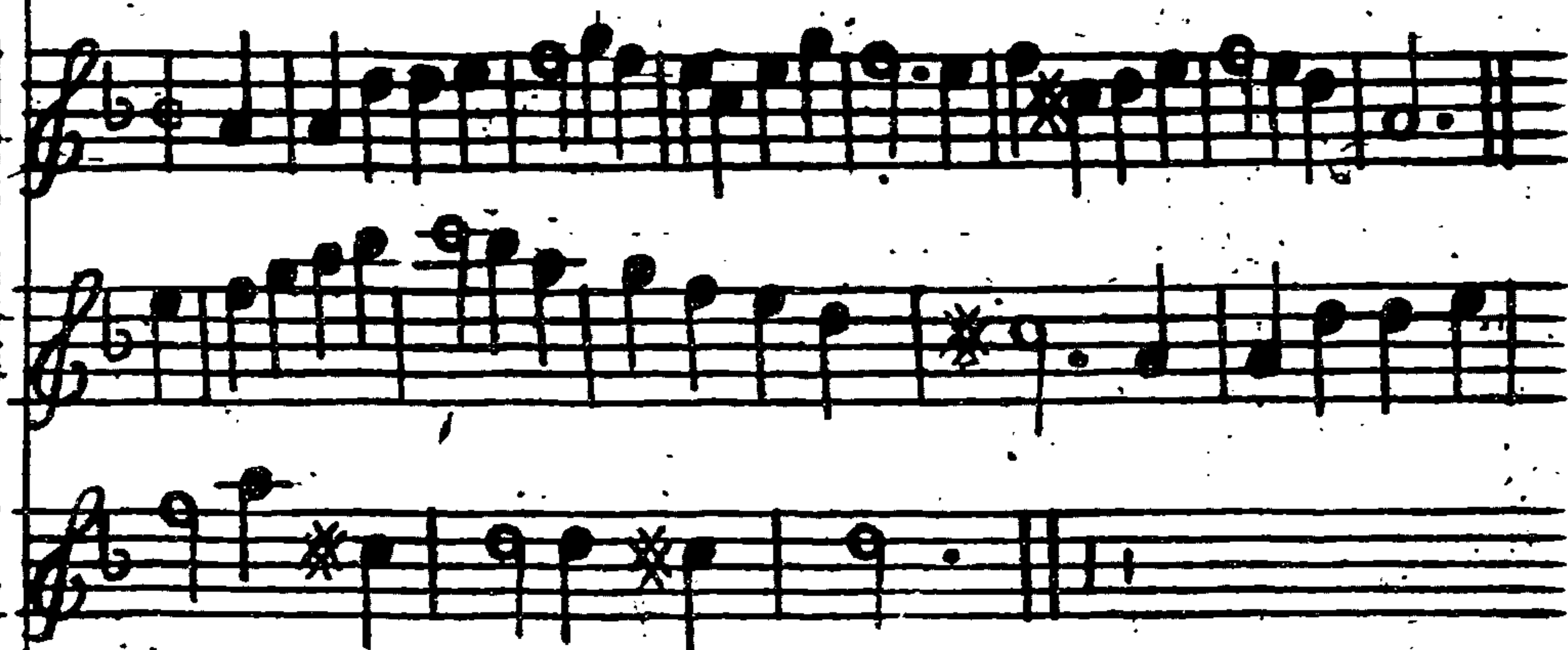
Ducks and Draks



Note Each strain is to be play'd twice and repeat each Time
 The two 1st Cu. lead to the Wall and Back again then the 1st
 Cu. cast off and turn Hands. Then lead to the wall and
 back again the 1st Cu. cast up and turn Hands in their own
 Places. The 1st Man cross over with the 2d Wo. and the
 2d Man with the 1st Wo. the two Men lead thro' the two
 We. then the two We. lead thro' the two Men. The 1st
 Man cast up round the 2d Man into his proper Place the
 2d Wo. casts off in to hers at the same Time. then the 2d
 Man cast off into his proper Place the 1st Wo. casts up
 into hers at the same Time then the 1st Cu. cast off and
 turn Hands.

(141)

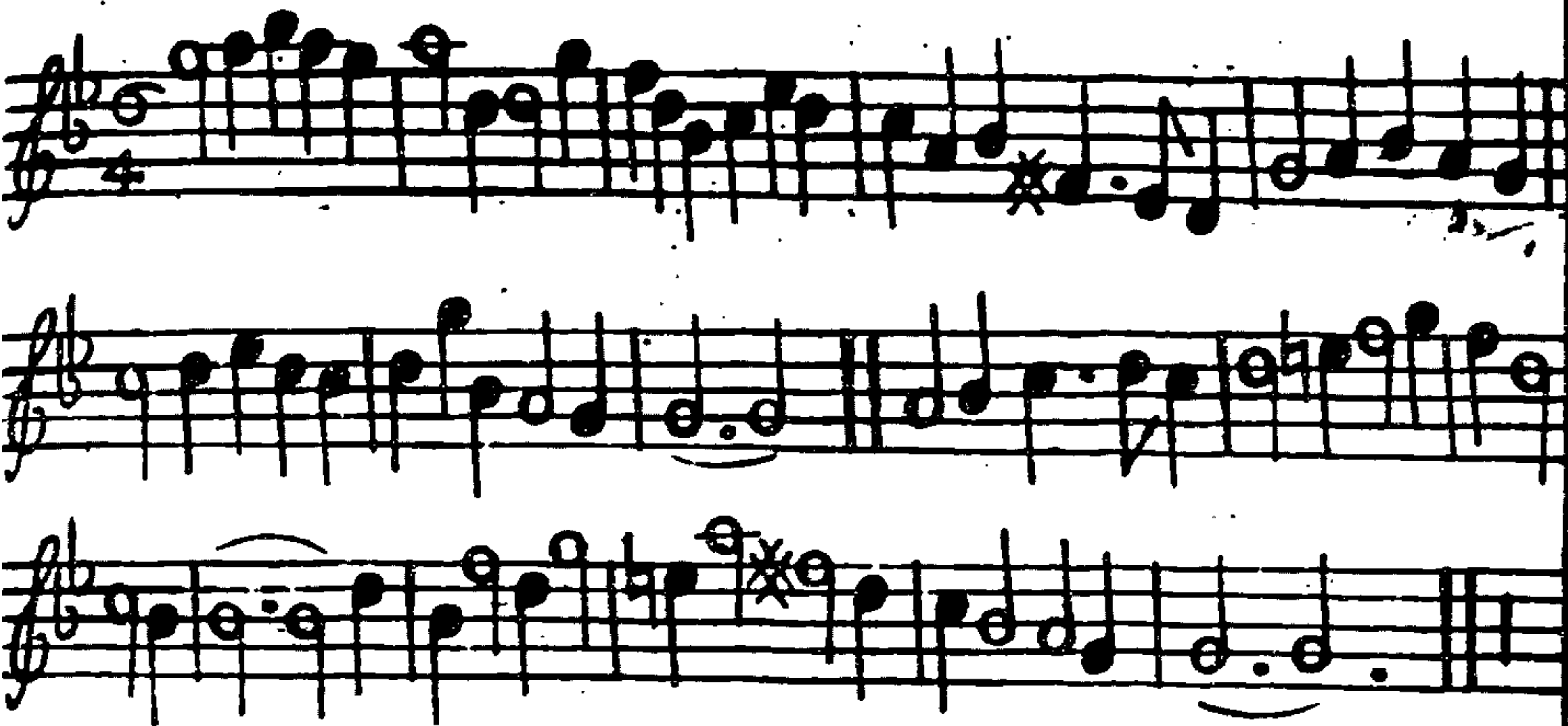
Put in all



Each strain twice
 The 1st Man go to the 2d Wo. and take her by the left
 Hand with his right and turn her into his Place then cast
 off into hers. The 2d Man do the like with the 1st Wo.
 and fall into her Place. Then 1st Cu. cast up and turn
 Hands till they are in their own Places and the 2d Cu.
 slip down thro' the 3d Cu. at the same Time and cast up
 and turn Hands till they are in their own Places. Then
 all four right and left quite round and the 1st Cu. cast
 off.

(142)

A Pint. of Derby



Each strain twice

The 1st Man take his Partner by the left Hand and cast off and lead her thro the 2d Cu. then the 2d Wo. and fall into the 2d Cu. Place. Then the 2d Cu. do the same. Then the 1st Man and 2d Wo. sett and turn single the 2d Man and 1st Wo. turn Hands at the same Time then the two Men and two Wo. Back to Back Then all four lead down abreast then up again then the 1st Cu. cast off and turn Hands.

(143)

Mrs Savage's Whim.



Note. The 1st strain is to be play'd twice and the last but once over.

The 1st Man sett to the 2d Wo. then turn the 2d Man and go Back to Back with his own Partner. The 2d Wo. do the same. Then the 1st Cu. crosses over and go Back to Back with your Partner then go the Figure above into the 2d Cu. Place.

(144)

The Welch Whim.



Each strain twice

The first Man fetts to his Partner and casts off then sett
across with the third Couple and all four single

This to the first Strain play'd twice . Then the 1st
Man change Places with the second Woman and the
1st Woman with the second Man then Hands all four
half round and cast off below the third Couple and lead
up to the Top and cast off again . This to The Last
Strain play'd twice .

(145)

Shawbury Park.

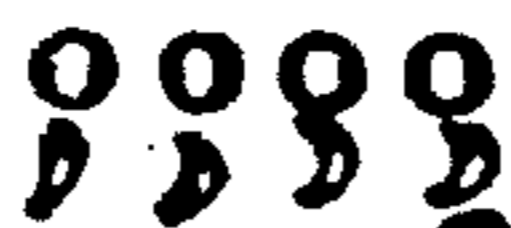


Each strain twice

The 1st Cu. go with inside of the 2d Cu. then on the
outside of the 3d Cu. and lead up to the Top and cast
off then the 2d Cu. do the same . Then the 1st and
2d Men sett to their Partners and take Hands and go
quite round then lead between the 2d Cu. and cast
up then right and left Hands half round .

(146)

Old Harry

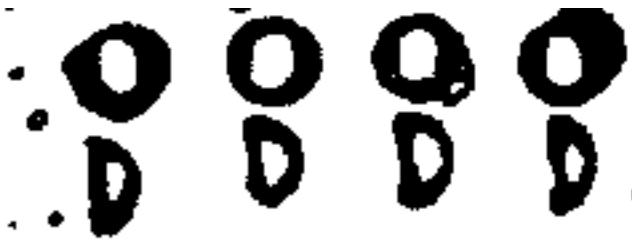


Each strain twice

The first Couple clap Hands and cast off. Then the second Couple do the same. Then cast off and turn your Partner with inside below the third Couple then cast up above the third Couple and Hands round with the second Couple.

(147)

Madam Betty



Each strain twice

The 1st Cu. go the whole Figure thro the 2d Cu. then cast off and lead with inside of the 3d Cu. and cast up into the 2d Cu. Place. Then lead up thro the 2d Cu. and cast off then right and left Hands round and sett to your Partner and cast off.

(148)

Well done Jack .




Each strain twice

The 1st and 2d Men go Back to Back with their Partners and turn each a round and a half. Then Back to Back sides and turn as before. The Men being improper, the 1st Cu. go right Hands and left with the 2d Cu. half round all dance and turn single. The 1st Cu. lead thro the 3d Cu. then cast up and turn Partners quite round.

(149)

Sally's Fancy



Each strain twice

The two 1st Men whole figure round their Partners then the 1st Man lead his Partner thro the 2d Cu. The two first Wo. figure round the Men and the 1st Wo. lead her Partner thro. The 1st Man set to the 2d Wo. and turn single the 1st Wo. set to the 2d Man then 1st Cu. cast off. The 1st Man takes his Partner by both Hands and draws her quite round the 3d Cu. and round the 2d Cu.

(150)

Manage the Miser



Each strain twice

The 1st Man cast off the 2d Wo. cast up the go the Figure of eight thro the other two. The 2d Man cast off the 1st Wo. cast up and go the Figure as before. Then all four Hands across and back again then right and left. Then lead thro the 3d Cu. and thro the 2d Cu. and turn your Partner.

Hamstead Heath



The 1st Man go within side of the 2d Man then go round about him and stand below the 3d Man. Then the 1st Wo. do the same. The 1st Cu. being below the 3d Cu. cross over above the 3d Cu. and so above the 2d Cu. into their own Places. The 1st Man take Hands with his Partner and lead down the 2d Cu. then lead up again into your own Places and cast off.

A Trip to Islington

0000
D D D F



Each strain twice

The 1st Man cast off and the Wo. go thro the 2d Cu. and cast up and cross over the 1st Man going the half Figure at the same Time being in the 2d Cu. Place. The 1st Wo. casts off going the half Figure the 1st Man casts up and cross over which brings them both into the 3d Cu. Place. Then they both cast up into the 2d Cu Place and setting all six together then Hey on both sides then lead thro at the Top and thro at the Bottom and cast up and turn.

(153)

Ever Happy.

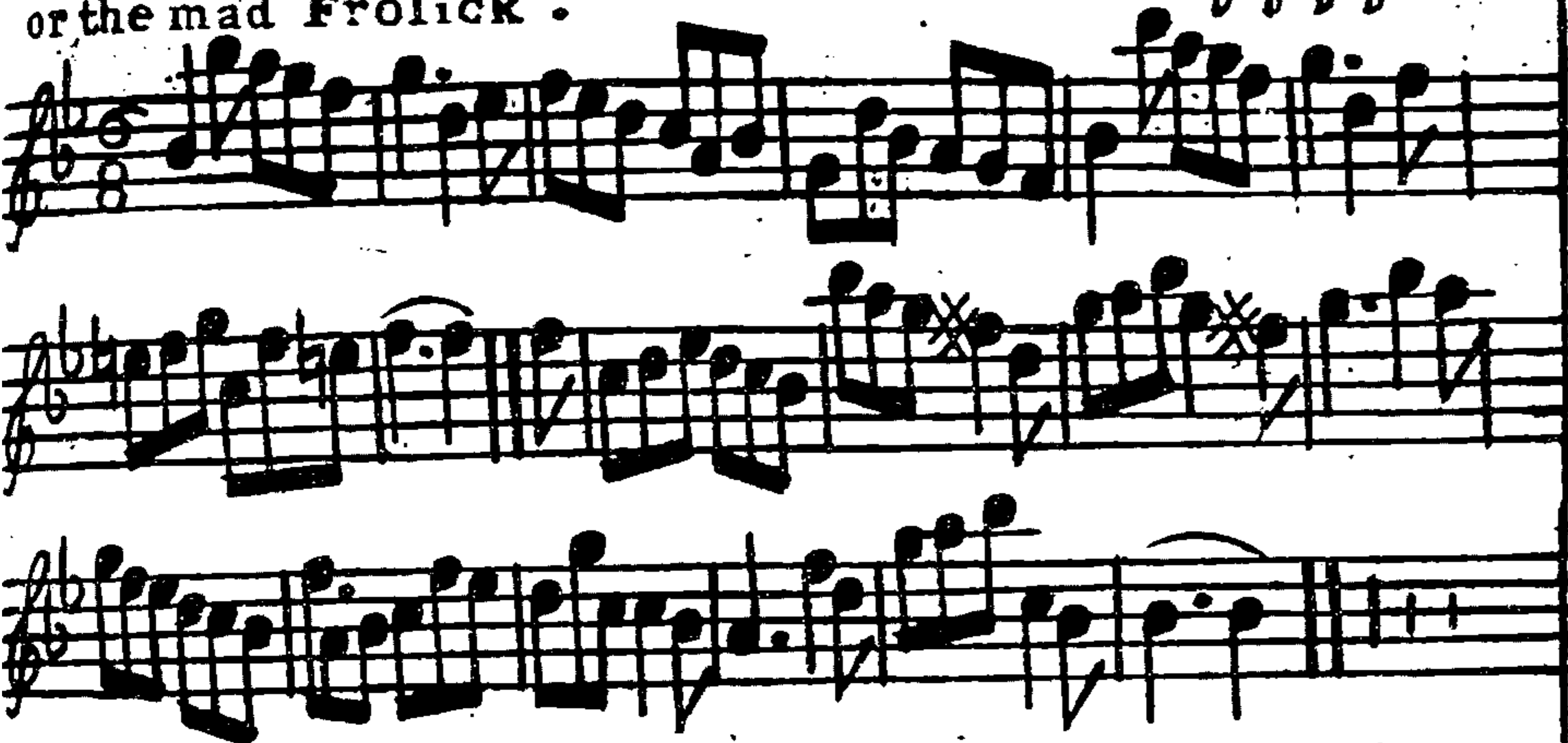
0000
D D D D



Note: The 1st strain is to be play'd twice and y^e last but once The 1st Man cross over and go Back to Back with the 2d Wo. and the 1st Wo. cross over and go back with the 2d Man at the same Time. Meet and turn single then the 1st Man turn the 2d Wo. with his right Hand and the 1st Wo. turn the 2d Man with her right Hand at the same Time then the 1st Cu. take left Hands and turn into their own Places. The 1st Cu. cross over into the 2d Cu. Place and go Back to Back with their Partners then all four lead up Hands abreast then go the Figure thro and cast off into the 2d Cu. Place.

(154)

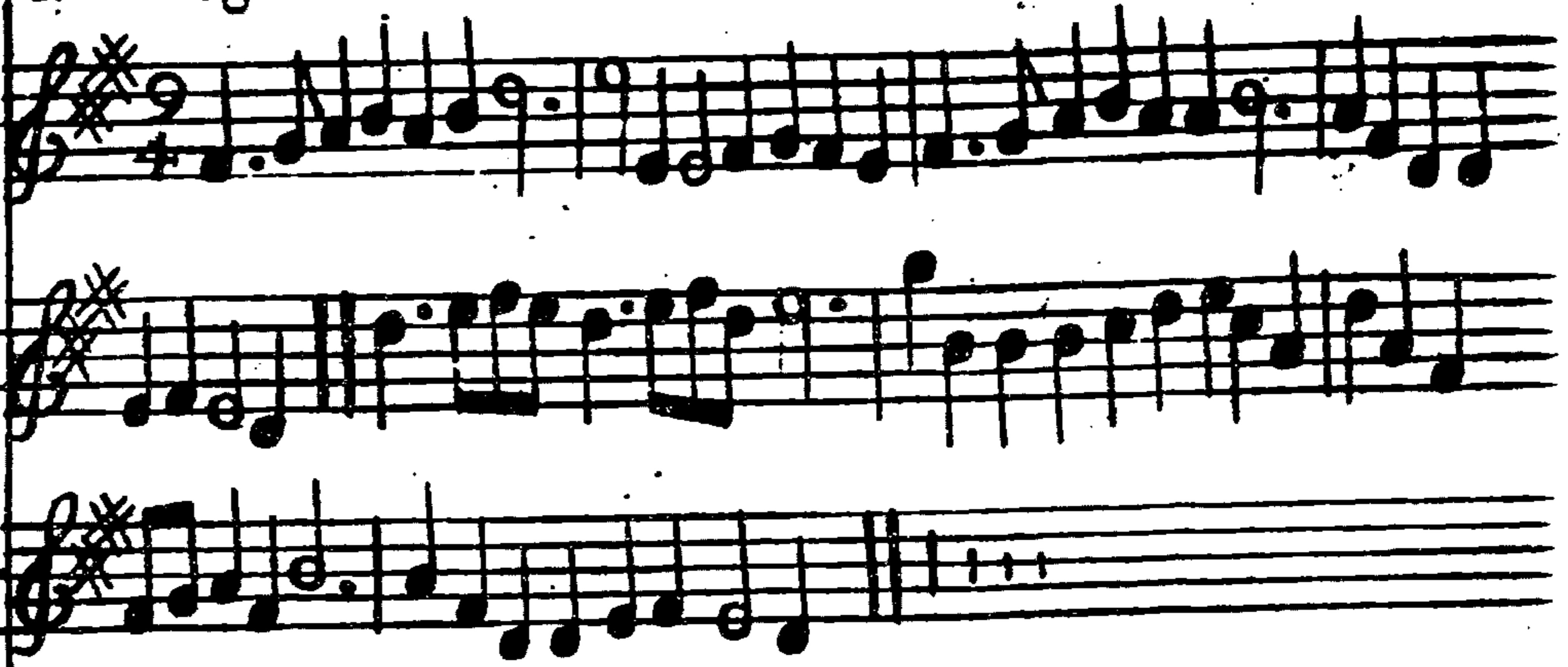
Furbelows and Aprecocks
or the mad Frolick.



The 1st Man figures between the 2d and 3d Men and come up in his own Place again and the Wo. double figures at the Top at the same Time. Then the 1st Wo. figure between the 2d and 3d We. and her Partner figures at the Top. Then change Places the 1st Man with the 2d Wo. his Partner change at the same Time with the 2d Man then lead his Partner thro the 3d Cu. and cast up then Hands half round then Right and Left to the Bottom.

(155)

New Roger or Don Boia.




Each strain twice
The 1st Cu. lead thro the 2d Cu. and cast up then cast off and lead thro the 3d Cu. and cast up again then the 1st Man turn the 3d Wo. and the 1st Wo. turn the 2d Man then turn Partners then the whole Figure of Eight at the Top and the whole Figure of Eight at the Bottom which brings you in the 2d Cu. Place then cros over and the Wo. go between the Top Cu. and the Man at the Bottom then sett and turn your Partner.

(156)

Blundel's Maggot.

○○○○
D D D D



Each strain twice

The 1st Cu. cast off, the 1st Man fall in between the 2d and 3d Men, the 1st Wo. fall in between the 2d and 3d We. at the same Time. The 1st Man go inside the 3d Wo. the 1st Wo. go outside the 2d Man at the same Time. The 1st Man cast up behind the 3d Man and the 1st Wo. cast off behind the 2d Wo. at the same Time. Then cross over quite round the 3d Cu. and lead thro the 2d Cu. and right and left quite round with the 2d Cu. and turn your Partner.

(157)

Come along Ioan.

○○○○
D D D D



Each strain twice

The 1st Man take his Partner by her right hand lead her below the 2d Man and cast off below the 3d Cu. improper. The 1st Man lead his Wo. above the 3d Wo. and cast up to the Top proper. The 1st Man change Place with the 2d Wo. the 1st Wo. and 2d Man do the same the 1st Cu. dance across with the 3d Cu. and turn all four single. Then the 1st and 2d Cu. change Places with your Partners, the 1st Cu. flip outside to the Top, all four dance across, then the 1st Cu. cast off.

(158)

Constant Leander.



Cupid disarm'd



Each strain twice

The 1st and 2d Cu. each take Hands, meet all four, dance and turn single then 1st Cu. figure thro the 3d Cu. Then meet as before with the 2d Cu. then 1st Cu. crosses up to the Top. The 1st Man and 2d Wo. take right then left Hands across, the 1st Wo. and 2d Man do the same, then go all four half round and turn single. Then right Hands and left round, all four meet, lift up your Hands and clap once with your Partners, the 1st Cu. cast off.

(159)


Each strain twice

The 1st Man cast off below the 2d Man, the 1st Wo. follow him, then take hands with the 2d Cu. and go half round. Then Hands back again, the 1st Wo. go on the outside, round the 2d Man to her Place, the 1st Man follow her to his Place. The 1st Cu. slip outside below the 2d Cu. and change Places: fall back sides with the 2d and 3d Cu. and turn single. The 1st Man cast off below the 3d Cu. the 1st Wo. at the same time cast up to the Top and go on the out side below the 2d Wo. then take Hands sides as before and turn single.

(160)

Joy after Sorrow.

○○○○
DDDD



Each strain twice

First Man go down the Middle below the 3d Wo. the 1st Wo. flip outside to meet her Partner and turn single. the 1st Wo. flip up the Middle to the Top her Partner flip outside the Men, both turn single. First Cu. set go the Hey sides with the 2d and 3d Cu. The 1st Man take the 2d Wo. by her left Hand lead her to the 3d Cu. and turn single. figure between the 1st Wo. and 2d Man and turn. Then 1st Cu. take Hands with the 2d Wo. and go round till you are improper in the 2d Cu. Place crosses up the Middle to your Place, fall back one Step and cast off.

(161)

Chloe's Farewel

○○○○
DDDD



Each strain twice

First Wo. figure thro the 3d Cu. then outside the 2d Wo. to her Place the 2d Man go the whole figure thro the 3d Cu. at the same Time. First Man and 2d Wo. do the same. First Man take his Partner by both Hands and lead her on the out side below the 2d Man, set to the 3d Wo. then to the 3d Man and turn sides quite round. First Wo. cast up and go to her Partner's Place he follows her at the same Time they go round each other proper, and turn down the Middle.

(162)

Belvedera

○○○○
D D D D

Musical notation for 'Belvedera' consisting of four staves. The first staff begins with a treble clef, a key signature of three sharps (F#, C#, G#), and a 3/8 time signature. The music is written in a single melodic line with various rhythmic values and rests.

Note The 1st strain is to be play'd twice and the last but once
 First Man lead his Wo. by the right Hand half round and back
 again by the left Hand. Cast off 1st into the 2d Cu. Place then
 into the 3d. Cu. place. Then lead thro both Cu. and cast off
 then all three Cu. take Hands round till the 1st Cu. meet in the
 Middle and turn Hands.

(163)

Neptune

○○○○
D D D D

Musical notation for 'Neptune' consisting of three staves. The first staff begins with a treble clef, a key signature of two flats (Bb, Eb), and a 6/8 time signature. The music is written in a single melodic line.

Each strain twice

The 1st Cu. cast off and turn single. The
 same back again. Then whole figure thro
 the 2d Cu. Cross over and turn your
 Partner proper.

(164)


Sally in our Alley



Each strain twice

The 1st Man cast off and the 2d Wo. cast up and half figure. The 2d Man cast up and the 1st Wo. cast off and half figure. Then the Men being in the We. Places and the We. in the Men's fall back all four and cross over into your own places right Hands and left quite round. The 1st Man change Places with the 2d Wo. and the 2d Man with the 1st Wo. and go quite round cast off and turn Partners.

Love in a Mask




Note The 1st strain is to be play'd twice and the last but once

The 1st Man and 2d Wo. do the Minuet Step and turn each other proper. The 2d Man and 1st Wo. do the same. The 1st Cu. go the Figure thro the 3d Cu. and turn each other in the 2d Cu. Place.

Pretty Nun

○○○○○
 D D D D



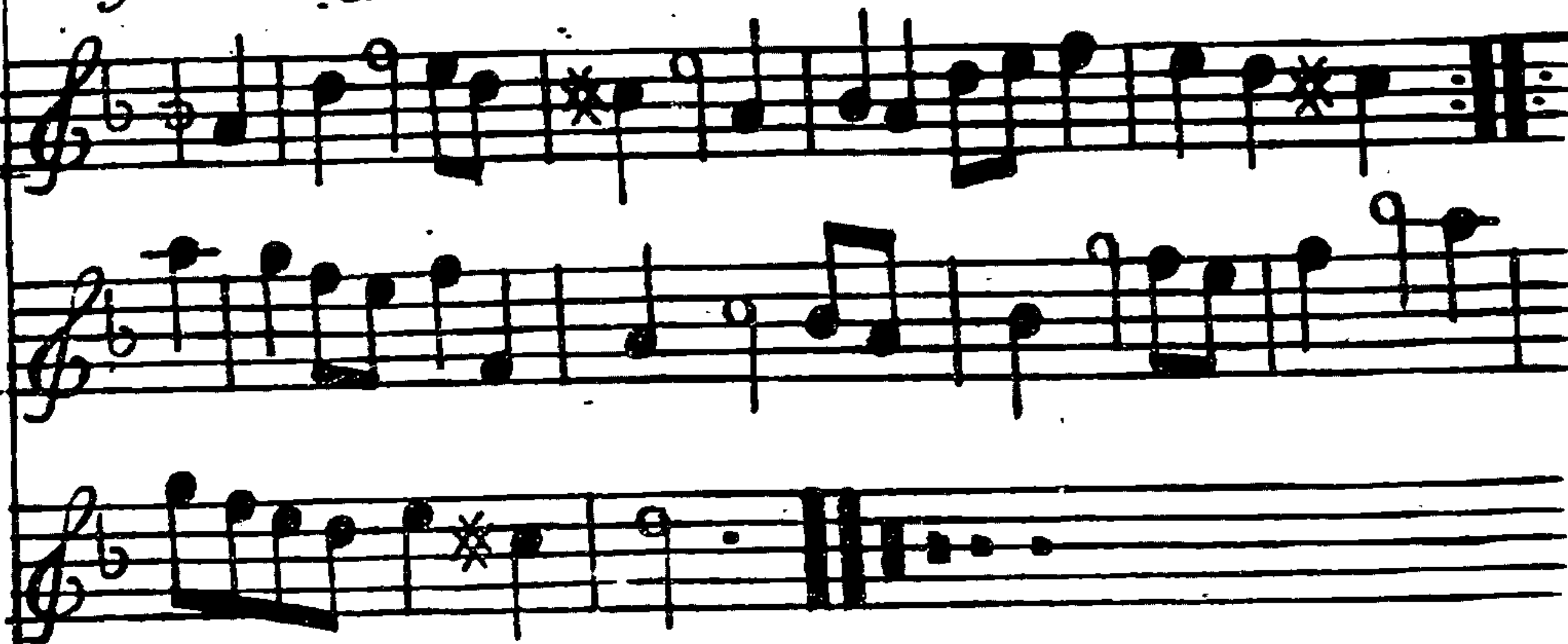
Each strain twice

The 1st Cu. take Hands the 2d Cu. do the same and go round into each others Places. The same back again. The 1st Man change Place with the 2d Wo then the 2d Man with the 1st Wo. and all four turn single. Hand across and turn quite round then 1st Cu. turn proper.

(167)

Fryar Bungy.

○○○○○
 D D D D



Each strain twice

The 1st Man cast off round the 2d Cu. the Wo. following. Then the 1st Wo. do the same back again the Man following. Cross over and figure thro the 3d Cu. The 1st and 2d Cu. take all four Hands and turn quite round 1st and then single.

(168)

Draw Cupid

0000
D D D D

Musical notation for 'Draw Cupid' consisting of four staves. The first staff is in treble clef with a key signature of one flat (B-flat) and a common time signature. The second and third staves are in alto clef with a key signature of one flat. The fourth staff is in treble clef with a key signature of one flat. The music features a mix of eighth and sixteenth notes, often beamed together, and includes some rests and dynamic markings.

Jigg it on foot.

0000
D D D D

Musical notation for 'Jigg it on foot.' consisting of three staves. The first staff is in treble clef with a key signature of three sharps (F#, C#, G#) and a common time signature. The second and third staves are also in treble clef with a key signature of three sharps. The music is characterized by a fast, rhythmic pattern of eighth and sixteenth notes, typical of a jig.

Note The 1st strain is to be play'd twice and the last but once
 The 1st Cu. go the whole Figure of Eight with the 2d Cu. and then cross
 over and turn $\bar{}$ Then the other Cu. do the same $\bar{}$ Then cross over and
 Back to Rack then right and left quite round.

Note This tune must be play'd
 quite through
 The 1st Man fetts to his own Part-
 ner and then casts off then right
 Hands and left quite round and
 fo on to the End.

Barcelona

0000
D D D D

Musical notation for 'Barcelona' consisting of four staves. The first staff is in 2/4 time with a treble clef and a key signature of one flat. The melody features eighth and sixteenth notes, with some notes marked with an asterisk. The piece concludes with a double bar line and a final cadence.

The 1st Man go Back to Back with the 2d Wo and the 1st Wo. go Back to Back with the 2d Man then the 1st Cu. cross over below the 2d Cu. and then Back to Back with your own Partners then cast up and cross over into the 2d Cu. places then clap Hands and turn your own Partners .

(171)

Scotch Union

0000
D D D D

Musical notation for 'Scotch Union' consisting of three staves. The first staff is in 4/4 time with a treble clef and a key signature of one flat. The melody features dotted rhythms and eighth notes, with some notes marked with an asterisk. The piece concludes with a double bar line and a final cadence.

Each strain twice

The 1st Man turns single then his Wo. half round his Wo. does the same - Then cross over below the 2d. Cu. and foot it - Then all four lead up and foot it then 1st Wo. cross over above the 2d Wo. and the 1st Man above the 2d Man - And so to the End -

(172)

Freeman's Yard

0000
D D D D



Note Each strain is to be play'd but once over
 The two Men lead thro the two We. and cast off and
 Back to Back and turn - Then the two We. do the
 same - The 1st Man change Places with the 2d Wo. and
 1st Wo. with the 2d Man and Hands half round and
 cast off then lead thro the 3d Cu. and cast up - Then
 right and left quite round with the 2d Cu. (173)

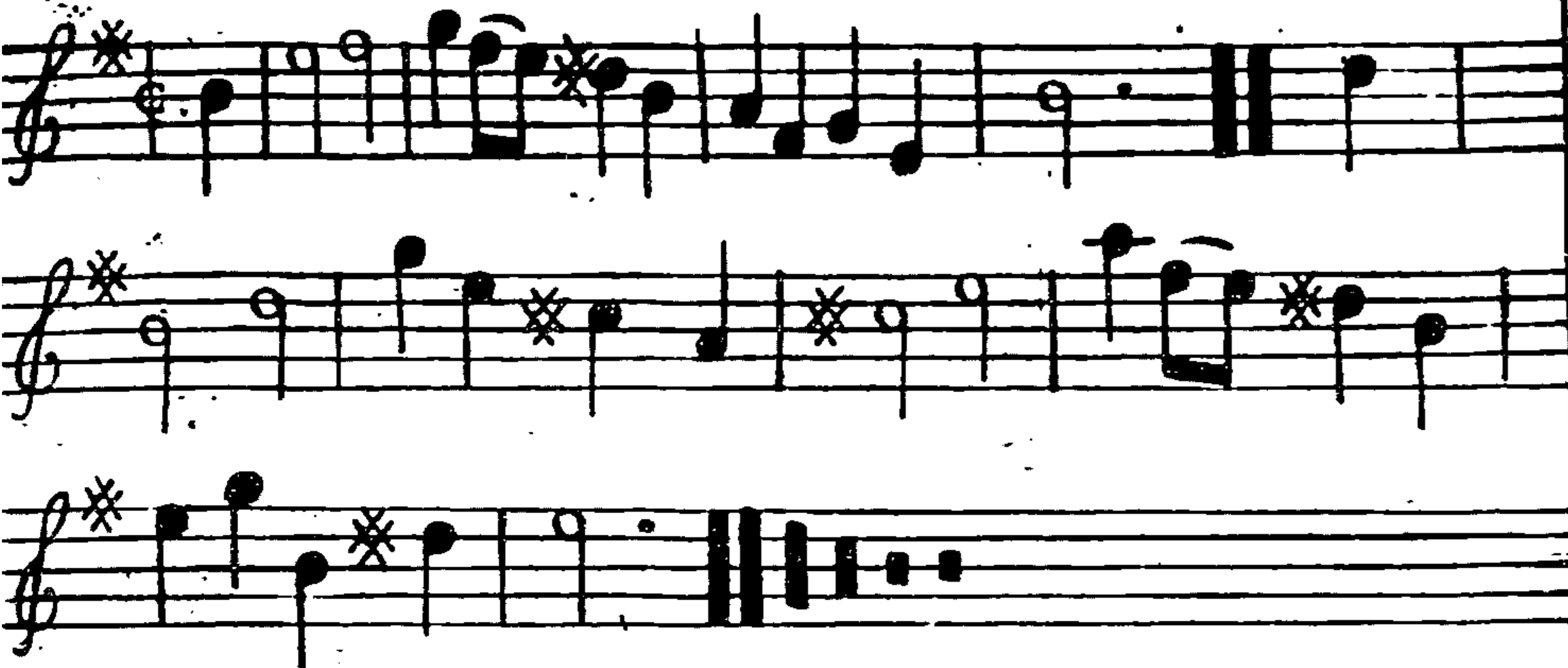
New any thing

0000
D D D D



Each strain twice
 The 1st Man and 2d Wo. clap hands with each other
 and turn single then right and left half round -
 The other Cu. do the same - then cross over and
 half Figure - Then lead thro the Bottom and thro
 the Top and cast off and turn -
 (174)

Every Lad his Lafs



Each strain twice

The 1st Cu. set and cast off; The 2d Cu. do the same; The 1st Man and 2d Wo meet and give a little. Jump the 2d Man and 1st Wo. do the same and turn single all four; The 1st Cu. cross and figure in between the 3d Cu. into the 2d Cu. Place;

(175)

The Health.



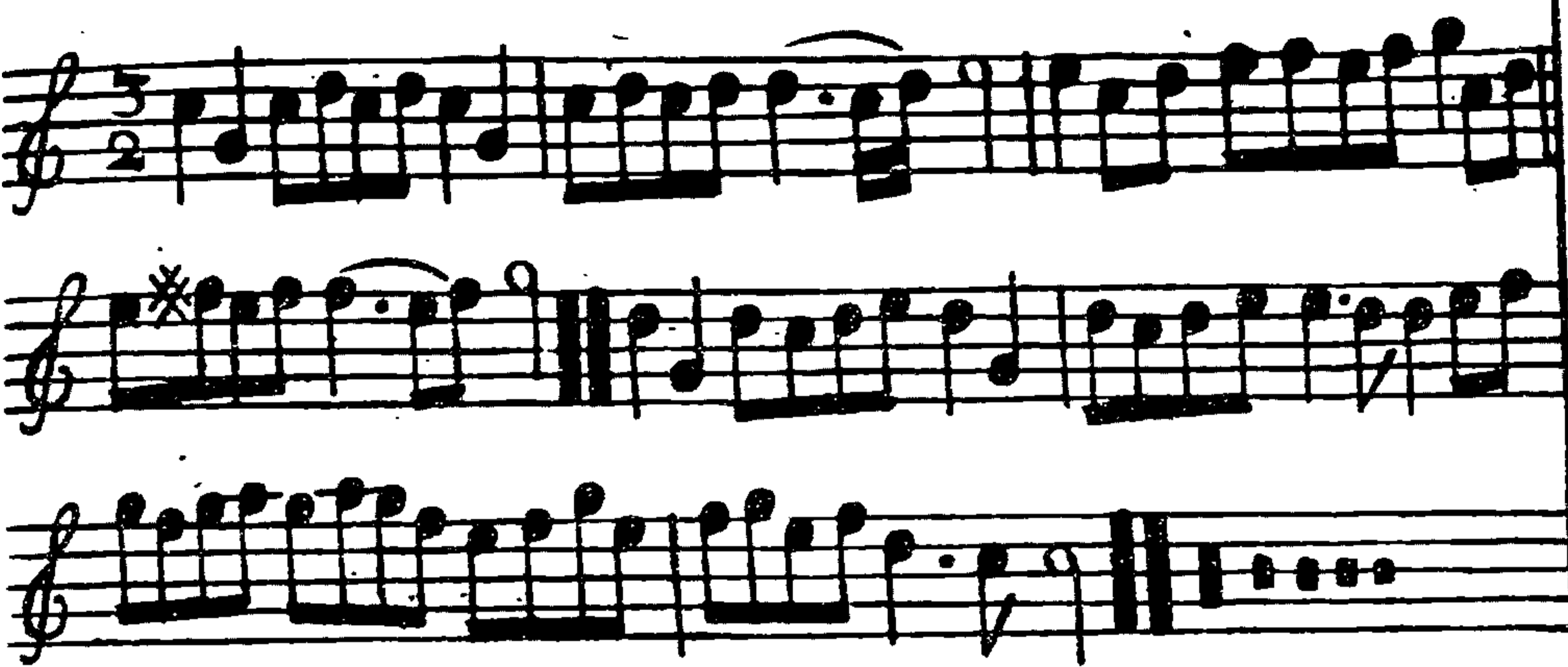
Each strain twice

The 1st and 2d Cu. lead forward and back and turn single then turn your Partners then the 1st Cu. cast off; The 2d Cu. lead up and do the same; hands across round then back again and turn single; The 1st Cu. Figure in cast off and turn Hands;

(176)

Justice Bufe.

○○○○
p p p p



Each strain twice

The 1st Cu. lead forward and back again and cast off
 The two Men and two Wo. lead to the Wall and back
 again then Back to Back The 1st Cu. go the whole
 Figure thro the 3d Cu. Then 1st right and left quite
 round with the 2d Cu

(177)

New Minuet.



Note Each strain is to be play'd twice over.
 This dance must be done with the Minuet Step.
 The two 1st Men take Hands and the two 1st Wo.
 and lead backward the 1st Cu. cast off and the 2d
 Cu. lead up The 1st and 2d Cu. take Hands and meet
 each other the 2d Cu. cast off and the 1st Cu. lead
 up The 1st Cu. cross over and turn Hands Then
 lead up all abreast and the 1st Cu. cast off (178)

Vendome's Retreat.



Each strain twice

The 1st Man cast off behind the 2d Man and turn to his own Place again. The 1st Wo. do the same. Then go the whole figure of eight with the 2d Cu. Then being at the Top clap hands with your Partner and cast off and turn her.

(179)

Beaux Stratagem



Each Strain twice

The 1st Cu. flip on the Outside below the 2d Cu. Then figure thro the 3d Cu. the 2d Cu. do the same. Fall back Sides and change Places with your Partners. The 1st Cu. figure thro the 2d Cu. and turn down the Middle into the 2d Cu. Place.

(180)

Mac Donalds Rant.



1.81)

The 1st Cu. foots it and casts off - Then foot it again and the Man casts off and the Wo. casts up - figure contrary sides - figure on your own sides - foot it corners and turn - foot it the other corners and turn - Hey contrary sides - foot it to your Partner and turn.

Moselle.



Cross over down one Cu. and turn hands then down the next Cu. the same way and turn hands the Wo. turns the upper Man with one hand her Partner with the other the Man does the like at the same time only at the last Dancers turn with both hands.

(182)

The Duke of Athols Rant.




Each Strain twice

First Man sets to the 2d Wo. foot it and turn the 1st Wo. and 2d Man does the same crosses over two Cu. and lead thro' two Cu. and foot it and cast off First Man sets to the 3d Wo. and the 1st Wo. sets to the 2d Man at the same time and turn the 1st Man 1st Wo. sets to the 2d Wo. and her Partner sets to the 3d Wo. and turns then lead out to the Man's side and turn.

(183)


Bob of Dunblane.



First Man turn his Partner round and foot it clap hands twice and cast off in the 2d Cu. Place then do the same and cast off into the 3d Cu. Place lead thro' the 3d Cu. and turn single then lead thro' the 2d Cu. turn single and set First Cu. take hands and flip one step down and one back again then cast off and turn

(184)

Rob Shear in Harvest.



The 1st Cu. foots it cast off and turn 1st Cu. foots it a gain cast up and turn 1st and 2d Cu. hands across quite round with their Right hands 1st Man foots it with the 2d Wo. and turn her 1st their Partners do the same 1st Cu. cross over and half figure at top 1st and 2d Cu. Right and Left quite round.

(185)

Old Age and Young



Lead thro' the 2d Cu. and on the outside of th 3d Cu. meet and turn 1st The same up 1st turn Corners 1st Foot 1st and turn 1st

(186)

Neat Mr John.



Each strain twice

The 1st Cu. change Places set and cast off below the 2d Cu. Then change as before cast off below the 3d Cu. The 1st Cu. go the whole Figure contrary sides set and cast up above the 3d Cu. and turn in the 2d Cu. Place proper. The 1st Man go the Hey with the 3d Cu. the 1st Wo. at the same Time go the Hey with the 2d Cu. the 1st Cu. lead up abreast with the 2d Cu. then flip up to the Top and cast off.

(187)

Lord Hereford's Delight.

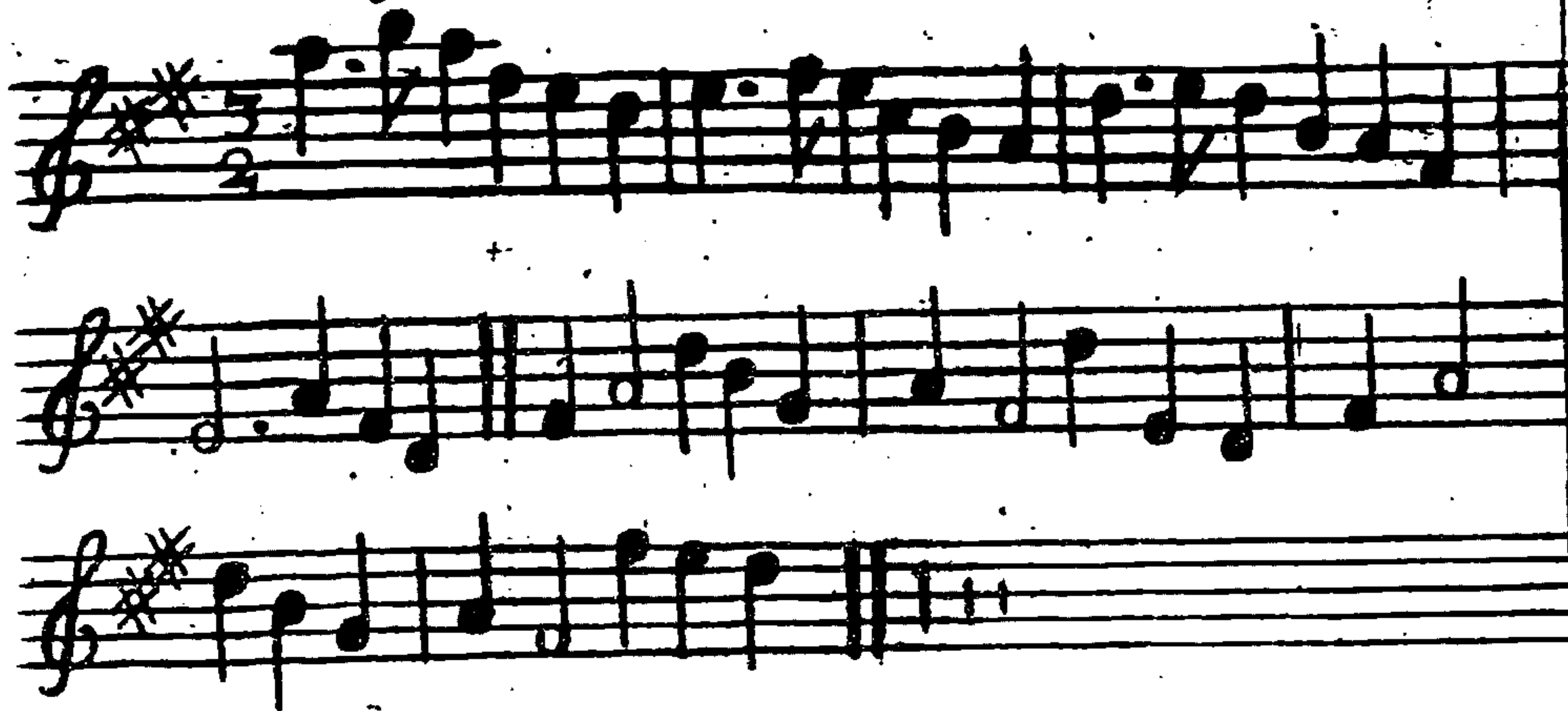


Each strain twice

First Cu. clap hands and cast off then lead thro the 3d Cu. and cast up into the 2d Cu. Place then clap Hands and cast up and turn. 1st Cu. flip down the Middle and fall back then the 1st Man take Hands with the 2d and 3d Men the 1st Wo. the same with the 2d and 3d Wo. then all change Places and then set and change to your proper places.

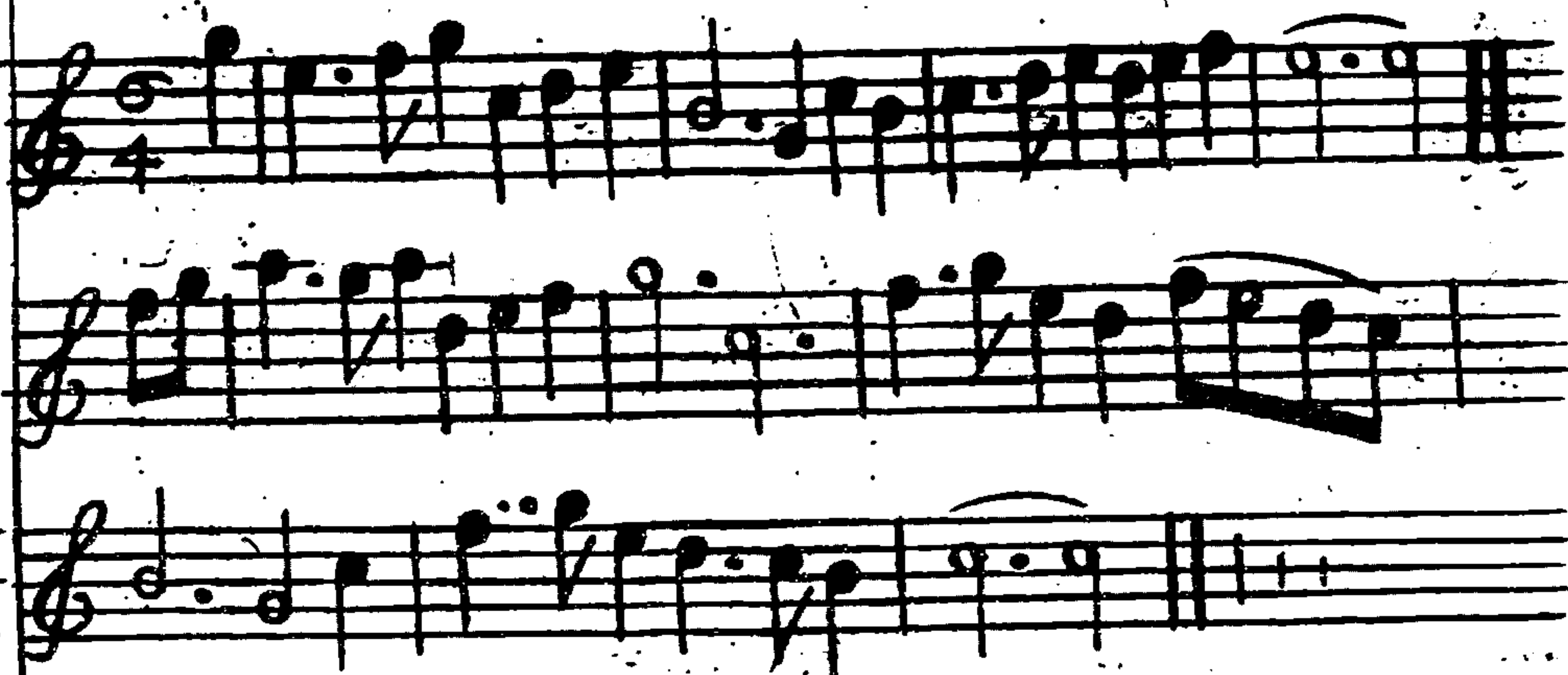
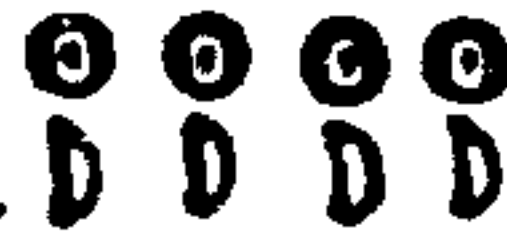
(188)

Paul's Alley



The 1st Cu. take both Hand and turn down the Middle into the 2d Cu. Place while the 2d Cu. cast up flow and meet above. The same again that is the 2d Cu. turn down the Middle and the 1st Cu. cast up. The two Men lead to the Wall quick then change Hands and lead in again then both turn round single and floor it or foot it twice the We. doing the same at the same Time. Then beginning with your Partners go right Hands and left half round. (189)

Brisk and Airy.



Each strain twice
 The 1st Cu. cast off and clap Hands then they being in the 2d Cu. Place the 2d Cu. cast off and do the same. Then they draw the 1st Cu. into the 2d and the 2d into the 1st Cu. Places then right and left then the 1st Cu. cast off and turn it out.

(190)

Subligny s Dance .

○○○○
D D D D

Note Each Strain is to be play'd but once over.
First all four Hands half round then back again into
their own Places then the 1st Cu. crosses over the 2d Cu.
and so thro the 2d Cu. and cast off into the 2d Cu.
Places :- (191)

Jolly Roger .

○○○○
D D D D

Note The 1st strain is to be play'd twice and the last but once
The 1st Man sett to the 2d Wo. then jump round single the
2d Man do the same with the 1st Wo. :- The 1st Man change
Places with the 2d Wo. and the 2d Man do the same with
the 1st Wo. then Hands all four half round and right and
left quite round then foot it and jump :- 1st Cu. crosses
over and go quite round into the 2d Cu. Place the Man
on the Wo. side then 1st Man Arms round with the 2d Wo.
and the 2d Man do the same with the 1st Wo. at the same
Time then Arms with your Partners then foot it all
and jump :- (192)

St. Brides

♩ ♩ ♩ ♩
D D D D



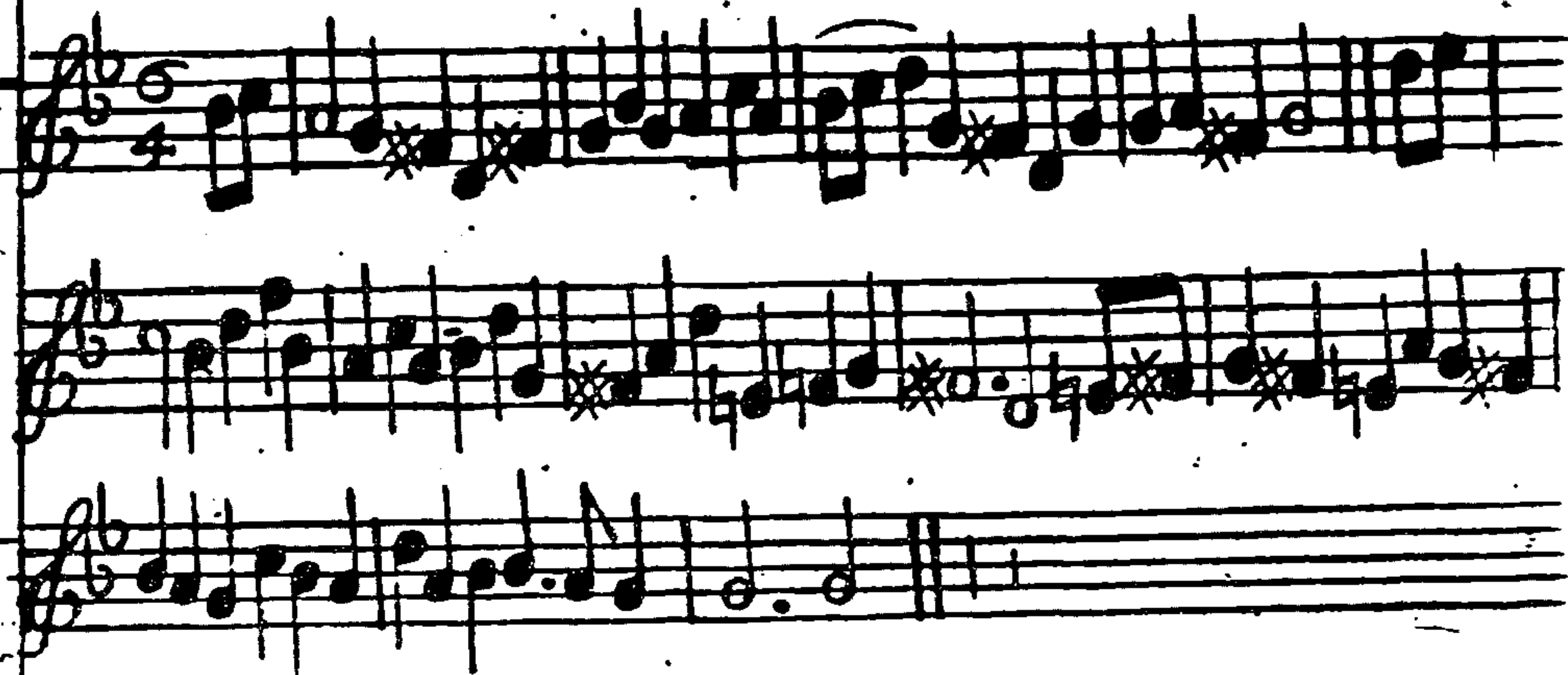
Each strain twice

The 1st Cu. go the Hey with the 2d and 3d Cu. and cast off into the 2d Cu. Place then Hands quite round with the 3d Cu. and cast up to the Top. The 1st Cu. cross the Inside of the 2d Cu. and below the 3d Cu. then cross up to the 2d Cu. Place then the 1st Man change Places with the 2d Wo. and 1st Wo. with the 2d Man then Hands.

(193)

Daphne's Delight.

♩ ♩ ♩ ♩
D D D D



Each strain twice

The 1st Couple cast off and cross below the 3d Couple and turn up the Middle in the second Couple's Place. Then Hands across with the second Couple and go half round and turn single then Hands back again and right and left quite round.

(194)

St David's Day.

○○○○
D D D D



Each strain twice

The two 1st Men change Places with the two Woman the first Couple cast off and change Places again then the second Couple cast off. Hands half round then clap Hands with your Partners and turn all four fingle then lead up abreast and cast off.

(195)

Hailston Jigg.

○○○○
D D D D



Each strain twice

The 1st Man sets to the 2d Wo. and casts off the 1st Wo. sets to her Partner who is in the 2d Mans Place and cast off. Then go the Figure in the 3d Cu. then figure at the Top then the 1st Man change Places with the 2d Wo. and the 1st Wo. with the 2d Man then right and left quite round.

(196)

Penelope.

OOOO
DDDD



Each strain twice

The 1st Cu. cast off and lead thro the 3d Cu. and cast up to the 2d Cu. Place then cross up to the Top and figure in the 2d Couple. The 1st Man casts off and his Partner slips down the Middle and casts up and he slips up at the same Time then the 1st Wo. casts off and the 1st Man slips down the Middle and casts up then the 1st Man takes his Woman by her right Hand and leads her round the 2d Man then up the Middle and cast off

(197)

New Margery

OOOO
DDDD



Each strain twice

The 1st two Men sett to their Partners and turn single then turn half round then all four sett and go half round again which brings the 1st Cu. into the 2d Couple's Place. The 1st Couple cast off and turn then the 1st Man change Places with the 2d Woman and the 1st Woman with the 2d Man and turn Partners

(198)

The Namure

○○○○
 ○○○○




Each Strain twice

The 1st Cu. Joyn left hands, then right hands across, turning twice round and lead thro' 3d Cu. and cast up in 2d Cu. place ♪ then lead thro the Top Cu. and cast down and turn partners ♪ then all four Hands round with the Top Cu. and turn Partners ♪ then all four Hands round with the bottom Cu. and turn partners ♪

(199)

The roaring Seas

○○○○
 ○○○○



Each Strain twice

First Wo. figure thro 3d Cu. then outside the 2d Wo. to her place the 2d Man go the whole figure thro the 3d Cu. at the same time ♪ 1st Man and 2d Wo. do the same ♪ 1st Man take his Partner by both hands and lead her on the outside below the 2d Man, set to the 3d Wo. then to the 3d Man and turn sides quite round ♪ 1st Wo. cast up and go to her Partners Place he follows her at the same time they go round each other proper and turn down the Middle ♪

(200)

Bacchus Defeat.

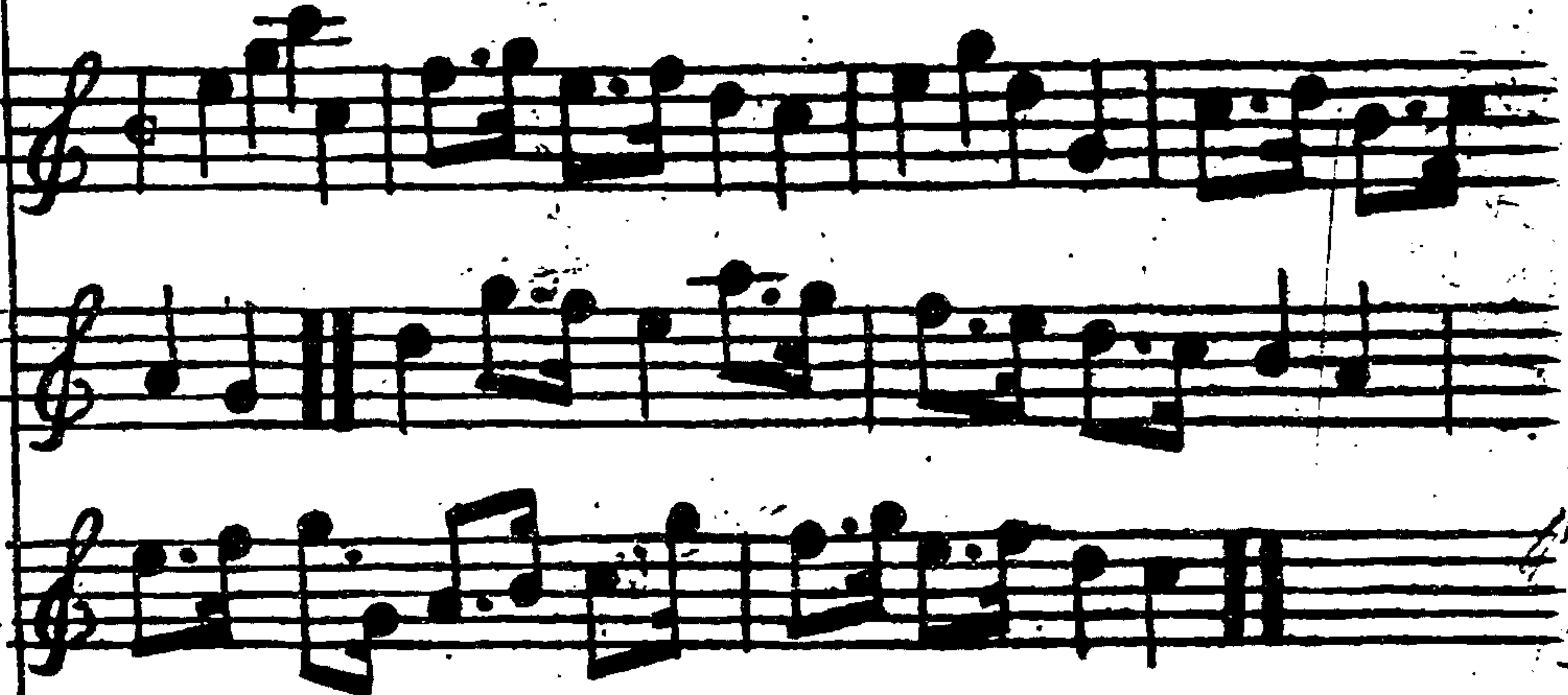
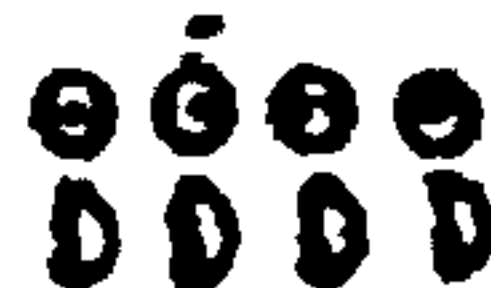


Each Strain twice

The 1st Cu. back to back sett and cast off and Minuet thro
 the 3d Cu. Then cast off below the 3d Cu. and Minuet up
 to the Top and turn then the 1st and 2d Men lead thro the
 two Wo. and the two Wo. lead quick thro the Men then the
 1st Cu. whole figure thro the 2d Cu. and cast of quick
 and turn

(201)

Corelis Gavot.



Each Strain twice

The 1st Cu. Hands across with the 2d Cu. and go the half
 round then the same back again then the 1st Man
 change Places quick with the 2d Wo. and the 1st Wo.
 with the 2d Man at the same time then all four go
 round in their proper places then right and left
 with the 2d Cu.

(202)

The Wheedler.

○○○○
D P D D



Each Strain twice

The 1st Cu. back to, back with the 2d Cu. and back to back with their own Partners and turn; the 1st Cu. turn the 2d Cu. and turn their own Partners; then Meet and set, all four turn single and clap hands all four quite round; the 1st Cu. go the figure thro' the 2d Cu. and cross over and turn their own partners;

(203)

The Weavers Hornpipe.

○○○○
D D D D



Each Strain twice

The 1st Cu. lead forward and Back again, then lead through the 2d Cu. and cast up in your own places, then cast down again; the 1st Cu. lead down and up again, then leading thro the 2d Cu. cast down and up again; Then 1st and 2d Men double figure on the We. side the 1st Man casting down into the 2d Mans Place; then the two We. do the same on the Mens side, then the 1st Wo. casting down;

(204)