

LIBRARY  
BUREAU OF THE CENSUS







ensus  
E  
ID  
99.1.4  
.U5 x  
1984  
[v.1]  
pt.27  
c.1

# 1982

REFERENCE COPY

CENSUS  
REF  
HF  
5420  
.U5x  
1982  
SC82-A  
27-33

# Census of Service Industries

SC82-A-27

GEOGRAPHIC AREA SERIES

# Montana



~~1982~~

U.S. Department of Commerce  
BUREAU OF THE CENSUS

Bureau of the Census  
Library

---

The publications  
from the 1982 Economic and  
Agriculture Censuses are dedicated  
to the memory of Shirley Kallek,  
Associate Director for Economic Fields.  
During her career at the Bureau of the  
Census (1955 to 1983), she continually  
directed efforts to improve  
the timeliness and accuracy of  
economic statistics.

---

# 1982

# Census of Service Industries

---

SC82-A-27

GEOGRAPHIC AREA SERIES

# Montana

---

Issued August 1984



**U.S. Department of Commerce**  
**Malcolm Baldrige**, Secretary  
**Clarence J. Brown**, Deputy Secretary  
**Sidney Jones**, Under Secretary for  
Economic Affairs

**BUREAU OF THE CENSUS**  
**John G. Keane**,  
Director

---



## BUREAU OF THE CENSUS

John G. Keane, Director  
C. L. Kincannon, Deputy Director

Charles A. Waite, Associate Director for  
Economic Fields

John H. Berry, Assistant Director for  
Economic and Agriculture Censuses

### BUSINESS DIVISION

Howard N. Hamilton, Chief

**ACKNOWLEDGMENTS**—Many persons participated in the various activities of the 1982 Census of Service Industries. Primary direction of the program was performed by Shirley Kallek, Associate Director for Economic Fields (until May 1983), Charles A. Waite, her successor, and Michael G. Farrell, Assistant Director for Economic and Agriculture Censuses (until August 1984), and John H. Berry, his successor.

This report was prepared in the Business Division under the general direction of Gerald F. Cranford, Chief (until December 1983), and Howard N. Hamilton, his successor. Bobby E. Russell, Assistant Division Chief for Census Programs, was responsible for the overall planning and management of the census of service industries; he also coordinated Business Division's activities with other divisions.

Planning and implementing this report were under the direction of Sidney O. Marcus, Chief, Service Census Branch, with primary staff assistance by Jack B. Moody, Rockwell Livingston, Leatrice D. Hines, Thomas E. Bell, Tom S. Hinman, Kathryn B. Cheza, Helen M. Reilly, and Donna L. Nafzinger. Alvin H. Barten, Chief, Cross Industries Branch, with primary staff assistance by Edward D. Walker, coordinated activities, specifications, and procedures with the other economic censuses. Computer programs were developed under the general supervision of Howard R. Dennis, Assistant Division Chief for Data Processing. William C. Wester, Chief, Census Programming Branch, assisted by Steven G. McCraith, Judith A. McKay, William E. Jagg, and Robert J. Hemmig, was primarily responsible for planning and implementing the programs. The computer programs were developed by Leonard S. Sammarco, Jane M. Jaworski, Ann Chen Liau, Janice S. Farquhar, Donald K. Salzman, and Christina Arledge. Emory G. Fuller and Pearl E. Young were responsible for scheduling and control of computer processing. Quality control and sample design were under the direction of Nash J. Monsour, Assistant Division Chief for Research and Methodology, with primary staff assistance by Joseph K. Garrett, Carl A. Konschnik, and Michael Z. Shimberg. Dorothy J. Reynolds, Assistant Division Chief for Current Programs, provided valuable assistance in coordinating the current survey interface.

Systems and procedures for mailout, receipt, correspondence, data input, industry classification, other clerical processing, administrative record processing, and quality control, along with the associated electronic computer programs, were developed in the Economic Surveys Division, W. Joel Richardson, Chief.

Planning, design, review, and composition of report forms were performed in the Administrative Services Division, Robert L. Kirkland, Chief.

Publication planning, design, editorial review, composition, and printing procurement were performed in the Publications Services Division, Raymond J. Koski, Chief.

Geographic coding procedures and associated computer programs were developed in the Geography Division, Robert W. Marx, Chief.

Mailout preparation and receipt operations, clerical and analytical review activities, data keying, and geocoding review were performed in the Data Preparation Division, Don L. Adams, Chief.

Computer processing was performed in the Computer Services Division, C. Thomas DiNenna, Chief (until February 1984), and John E. Halterman, his successor.

Photocomposition programs for the statistical tables were developed in the Systems Support Division, Larry J. Patin, Chief (until October 1983), and Arnold E. Levin, his successor.

The overall planning and review of the census operations were performed by the staff of the office of the Assistant Director for Economic and Agriculture Censuses.

Special acknowledgment is also due the many businesses whose cooperation has contributed to the publication of these data.

#### Library of Congress Cataloging in Publication Data

Census of service industries (1982)  
1982 census of service industries.

Contents: [1] Geographic area series — [2] Industry series.

Supt. of Doc. no.: C 3.257/3: SC82-1

1. Service industries—United States—Statistics.

I. United States. Bureau of the Census. II. Title.

HD9981.4.C46 1984 338.4'7'000973 83-600218

For sale by Superintendent of Documents, U.S. Government Printing Office, Washington, D.C. 20402.

If you have any questions concerning the statistics in this report, call (301) 763-7039.



# INTRODUCTION

## ECONOMIC CENSUSES OVER TIME

The early beginnings of America's industrial output were first measured in the United States in the 1810 Decennial Census and again in 1820, when questions on manufacturing were included with those for population. Beginning with the 1840 Decennial Census, there were enumerations of manufactures and mineral industries at 10-year intervals up to and including the year 1900 for manufactures and 1940 for mineral industries. The latter census was again taken for 1954, 1958, 1963, and 1967.

Because of the increasing dominance of manufacturing in the early 20th century, Congress directed that quinquennial censuses of manufactures be taken beginning in 1905. However, from 1919 through 1939, these censuses were conducted every 2 years. The need for war-related current surveys in the early 1940's postponed the next census of manufactures until 1948 (for 1947). That census was again taken for 1954, 1958, 1963, and 1967.

Retail and wholesale trade data were first collected in 1930, and in 1933 information on selected service industries was added to the data-collection operation. These business censuses, as they were called, were again taken for 1935, 1939 (as part of the 1940 decennial program), 1948, 1954, 1958, 1963, and 1967. Information on construction industries was first obtained in 1930 and again for 1935 and 1939. Data for the full spectrum of construction industries were not gathered again until 1968 (for 1967).

The need for transportation data to supplement information available from existing governmental or private sources was recognized by Congress in the late 1950's and early 1960's. The census of transportation (consisting of several surveys) was first taken for 1963 and again for 1967.

Since 1967, all of the above censuses have been taken quinquennially as part of the Census Bureau's economic census program. (For the 1977 censuses, the coverage of the service industries was broadened from "selected services" to all services, except religious organizations and private households. A total of 41 additional four-digit standard industrial classifications<sup>1</sup> (SIC's) in 7 SIC major groups was added to the scope of the census. While most of the industries included for the first time for 1977 were covered again for 1982, some were not, i.e., hospitals; elementary and secondary schools; colleges, universities, and professional schools; junior colleges and technical institutes; labor unions and similar labor organizations; and political organizations.)

<sup>1</sup>Standard Industrial Classification Manual: 1972. For sale by Superintendent of Documents, U.S. Government Printing Office, Washington, D.C. 20402. Stock No. 041-001-00066-6. 1977 Supplement. Stock No. 003-005-00176-0.

The first manufacturing census for an outlying area was conducted in Puerto Rico for the year 1909. Thereafter, with the exception of 1929, a census was taken at 10-year intervals through 1949. The first censuses of retail trade, wholesale trade, and selected service industries in Puerto Rico were conducted for 1939. These censuses also were taken for the years 1949, 1954, 1958, 1963, and 1967. A census of construction industries was first introduced in Puerto Rico for 1967. These censuses of Puerto Rico have been taken since then for the years 1972, 1977, and 1982.

Censuses of manufactures, retail trade, wholesale trade, and selected service industries were conducted in Guam and the Virgin Islands of the United States for 1958, 1963, 1967, 1972, 1977, and 1982. Censuses of mineral industries were taken in the Virgin Islands of the United States for the years 1958, 1963, and 1967 but not since that time. A census of construction industries was also undertaken in these areas for 1972, 1977, and 1982.

Retail trade, wholesale trade, selected service industries, manufacturing, and construction industries were canvassed for the first time in the Northern Mariana Islands in 1983 (for 1982).

For 1982, the economic censuses and agriculture censuses were conducted concurrently.

## USES OF THE ECONOMIC CENSUSES

The economic censuses are the major source for facts about the structure and functioning of the Nation's economy and provide essential information for government, business, industry, and the general public. They provide an important part of the framework for such composite measures as the gross national product, input-output measures, indexes of industrial production, and indexes measuring productivity and price levels. Information from the censuses is used to establish sampling frames and as benchmarks for current surveys of business activity, which are essential for measuring short-term economic conditions.

State and local governments use census data to assess business activities within their jurisdictions. The private sector uses the data to forecast general economic conditions; analyze sales performance; lay out sales territories; allocate funds for advertising; decide on locations for new plants, warehouses, or stores; and measure potential markets in terms of size, geographic areas, kinds of business, and kinds of products made or sold.

Following every census, thousands of businesses and other users purchase reports. Likewise, census facts are widely disseminated by trade associations, business journals, and newspapers. Volumes containing census statistics are available in most major public and college libraries. All 1982 data are available on microfiche from the U.S. Government Printing Office and most data on

computer tape from the Census Bureau. Finally, the more than 50 State Data Centers also are suppliers of economic census statistics.

## AUTHORITY AND SCOPE OF THE ECONOMIC CENSUSES

The economic censuses are required by law under title 13 of the United States Code, sections 131, 191, and 224, which directs that they be taken at 5-year intervals for the years ending in 2 and 7. The 1982 Economic Censuses covered manufacturing, mining, construction industries, retail trade, wholesale trade, service industries, and selected transportation activities. Special programs also cover minority-owned and women-owned businesses. The next economic censuses are scheduled to be taken in 1988 for the year 1987.

## CENSUS OF SERVICE INDUSTRIES

The 1982 Census of Service Industries, part of the 1982 Economic Censuses, covered service industries as defined in the Standard Industrial Classification (SIC) Manual,<sup>1</sup> except Hospitals (SIC 806), Elementary and secondary schools (SIC 821), Colleges, universities, professional schools, and junior colleges (SIC 822), Labor unions and similar labor organizations (SIC 863), Political organizations (SIC 865), Religious organizations (SIC 866), Private households (SIC 881), and governmental organizations classified in the covered industries.

Data are presented for establishments in the following classifications:

SIC code	Title
70	Hotels, rooming houses, camps, and other lodging places
72	Personal services
73	Business services
75	Automotive repair, services, and garages
76	Miscellaneous repair services
78, 79	Amusement and recreation services, including motion pictures
80, ex. 806	Health services, except hospitals
81	Legal services
823, 4, 9	Selected educational services
83	Social services
84	Noncommercial museums, art galleries, and botanical and zoological gardens
861, 2, 4, 9	Selected membership organizations
89	Miscellaneous services

This series of reports presents data for service establishments of firms subject to Federal income tax and

(in separate tables) for firms which are exempt from Federal income tax under provisions of section 501 of the Internal Revenue Code. For 1982, only establishments with some payroll during the year are included; for previous census years, all establishments are included. For a more detailed explanation, see appendix A.

Many of the "kinds of business" or operation included in this report are not commercial in the sense of a "for-profit" activity; and the terms used to describe commercial business units often are not descriptive of such services. However, in the aggregate measurement of the production and delivery of goods and services in the economy, an attempt is made to maintain as much conformity of measures as practicable. Therefore, while some of the data measures, concepts, or terms (such as "business," "establishment," and "firm") are not usually associated with many of the noncommercial and professional activities, it must be recognized that they refer to an economic unit, such as a physical location or legal entity, involved in the production or distribution of goods or rendering of services.

The basic tabulations in this report do not include data for establishments which are auxiliary (primary function is providing a service, such as warehouses) to service establishments within the same organization. Data for auxiliaries are presented for selected industrial classifications in tables included in the United States Summary report issued as part of this series. Data for auxiliaries are presented for more detailed industry breakdowns in a subsequent report issued as part of the 1982 Enterprise Statistics reports.

For the 1982 Census of Service Industries, large- and medium-size firms, plus all firms known to operate more than one establishment, were sent questionnaires to be completed and returned to the Bureau by mail. For most very small firms, data from existing administrative records of other Federal agencies were used instead. These records provided basic information on location, kind of business, receipts, payroll, number of employees, and legal form of organization. In addition, more detailed information for selected kinds of business was obtained on the various questionnaires.

Appendix A gives a more detailed explanation of census coverage and methodology.

## CENSUS DISCLOSURE RULES

In accordance with Federal law governing census reports, no data are published that would disclose the operations of an individual establishment or business. However, the number of establishments in a kind-of-business classification is not considered a disclosure, so this information may be released even though other information is withheld.

## GEOGRAPHIC AREAS COVERED

This report series presents data for the following areas:

1. The United States as a whole.
2. Each State and the District of Columbia.

## SERVICE INDUSTRIES—GEOGRAPHIC AREA SERIES

<sup>1</sup>Standard Industrial Classification Manual: 1972. For sale by Superintendent of Documents, U.S. Government Printing Office, Washington, D.C. 20402. Stock No. 041-001-00066-6. 1977 Supplement, Stock No. 003-005-00176-0.

3. Each standard consolidated statistical area (SCSA) defined by the Office of Management and Budget as of January 1, 1982, meeting the criteria published in the 1975 Standard Metropolitan Statistical Areas manual or Federal Register, January 3, 1980, Vol. 45, No. 2.<sup>2</sup> <sup>3</sup> An SCSA is an area used to facilitate the presentation and analysis of data for large concentrations of metropolitan populations. It includes two or more contiguous standard metropolitan statistical areas which have a population of at least 1,000,000<sup>4</sup> and which meet specific criteria of urban character and of social and economic integration.
4. Each standard metropolitan statistical area (SMSA) defined by the Office of Management and Budget as of January 1, 1982, meeting the criteria published in the 1975 Standard Metropolitan Statistical Areas manual or Federal Register, January 3, 1980, Vol. 45, No. 2.<sup>3</sup> An SMSA is an integrated economic and social unit with a population nucleus of at least 50,000 inhabitants.<sup>4</sup> Each SMSA consists of one or more counties meeting standards of metropolitan character; in New England, cities and towns rather than counties are the component geographic units.
5. The area within the State outside standard metropolitan statistical areas.
6. Each county or county equivalent.<sup>5</sup> <sup>6</sup>
7. Each municipality of 2,500 inhabitants or more incorporated as a city, borough, village, or town.<sup>4</sup> <sup>5</sup>  
For the economic censuses, boroughs and census areas in Alaska, boroughs in New York, and towns in New York and Wisconsin are not included in this category.
8. Special economic urban areas (SEUA's), which include townships in New Jersey and Pennsylvania and towns in New England with 10,000 inhabitants or more.<sup>4</sup>

<sup>2</sup>Standard Metropolitan Statistical Areas, Revised Edition 1975 (for SMSA's prior to January 3, 1980). For sale by Superintendent of Documents, U.S. Government Printing Office, Washington, D.C. 20402 and *Federal Register* (for SMSA's since January 3, 1980), Vol. 45, No. 2, pages 956-963. Available from Office of Information and Regulatory Affairs, Office of Management and Budget, Washington, D.C. 20503.

<sup>3</sup>On June 30, 1983, the Office of Management and Budget announced newly defined metropolitan statistical areas (MSA's), consolidated metropolitan statistical areas (CMSA's), and primary metropolitan statistical areas (PMSA's) into which previously defined SMSA's and SCSA's were restructured. The 1982 Economic Censuses publications do not present data for the newly defined areas. These areas were defined after 1982 publication plans were almost complete. Inclusion of the newly defined areas would have materially delayed the publication of the 1982 Economic Censuses reports. However, limited 1977 data for the new areas will be published in the 1984 edition of the *State and Metropolitan Area Data Book*, and limited 1982 data will be published in the 1985 edition.

<sup>4</sup>According to 1980 Census of Population.

<sup>5</sup>Those defined as of January 1, 1982.

<sup>6</sup>See appendix F for Alaska, Louisiana, Maryland, Missouri, Montana, Nevada, Virginia, and District of Columbia county equivalents.

## DOLLAR VALUES

All dollar values presented in this report are expressed in current dollars, i.e., 1982 data are expressed in 1982 dollars and 1977 data in 1977 dollars. Consequently, when making comparisons to prior years, users of the data should consider the inflation that has occurred.

## RELIABILITY OF DATA

All data compiled in this report originated from either census questionnaires or administrative records of other Federal agencies and, therefore, are not subject to sampling errors. However, the data are subject to nonsampling errors. Nonsampling errors can be attributed to many sources: inability to identify all cases in the actual universe; definition and classification difficulties; differences in the interpretation of questions; errors in recording or coding the data obtained; and other errors of collection, response, coverage, and estimation for missing or misreported data.

The accuracy of these tabulated data is determined by the joint effects of the various nonsampling errors. No direct measurement of these effects has been obtained except for estimation for missing or misreported data; however, precautionary steps were taken in all phases of the collection, processing, and tabulation of the data in an effort to minimize the effects of nonsampling errors.

The Bureau of the Census obtains on computer tape limited information extracted from administrative records of other Federal agencies. This information is used in conjunction with other information available to the Census Bureau to develop estimates for small employers and other establishments for which responses were not received in time for publication. For an indication of the extent that data included in these reports were obtained from the administrative records of other Federal agencies and from estimation, rather than reports directly from respondents, see appendix E. Also, see appendix A for a more detailed explanation of census coverage and methodology.

## MICROFICHE AND COMPUTER TAPES

The data in this report series are also available on microfiche and computer tapes. Microfiche reports are sold by the U.S. Government Printing Office. Computer tapes are sold by the Data User Services Division, Customer Services (Tapes), Bureau of the Census, Washington, D.C. 20233.

## SPECIAL TABULATIONS

Special tabulations of data collected in the 1982 Census of Service Industries may be obtained, depending on availability of time and personnel, on computer tape or in tabular form. The data will be in summary form and subject to the same rules prohibiting disclosure of confidential information (including name, address, kind of business, or other data for individual business establishments or companies) as are the regular publications.

Special tabulations are prepared on a cost basis. A request for a cost estimate, as well as exact specifications on the type and format of the data to be provided, should be directed to the Chief, Business Division, Bureau of the Census, Washington, D.C. 20233.

To discuss a special tabulation before submitting specifications, call 301-763-5282.

## ABBREVIATIONS AND SYMBOLS

The following abbreviations and symbols are used in this publication:

- \* See kind-of-business descriptions in appendix A for treatment of plant outlets.
- \*\* Data not provided because establishments without payroll are classified only at a broader kind-of-business level by the Internal Revenue Service.
- Represents zero.

- †† Not available. Data for most establishments without payroll were extracted from information reported by businesses on Internal Revenue Service (IRS) Form 1040, Schedule C. These data could not be published as planned because many businesses were miscoded by IRS into miscellaneous categories rather than being classified in the specific kind of business.
- (D) Withheld to avoid disclosing data for individual companies; data are included in broader kind-of-business totals.
- (IC) Independent city.
- (NA) Not available.
- (NC) Not comparable.
- (X) Not applicable.
- n.e.c. Not elsewhere classified.
- pt. Part.
- r Revised.
- SIC Standard Industrial Classification.
- SCSA Standard Consolidated Statistical Area.
- SMSA Standard Metropolitan Statistical Area.

# Users' Guide for Locating Statistics in This Report by Table Number

Information shown in tables	Table														
	1a	1b	2a	2b	3a	3b	4a	4b	5a	5b	6	7	8	9	10
<b>GEOGRAPHIC AREAS</b>															
The State .....	X	X	X	X	X	X							X	X	X
SCSA's in the State .....															
SMSA's in the State .....							X	X							
Area of the State not in any SMSA .....									X	X					
Counties in the State .....											<sup>1</sup> X		X	X	
Places in the State .....												<sup>1</sup> X	<sup>2</sup> X		<sup>2</sup> X
<b>DATA ITEMS<sup>3</sup></b>															
Establishments .....	X	X		X			X	X	X	X	X	X	X		
Receipts .....	X		X				X		X		X	X	X		
Revenue .....		X						X		X					
Expenses .....				X											
Annual payroll .....	X	X	X	X			X	X	X	X	X	X	X		
First quarter payroll .....	X	X					X	X	X	X	X	X	X		
Paid employees for pay period including March 12 .....	X	X					X	X	X	X	X	X	X		
1977 to 1982 comparative statistics (receipts, payroll) .....			X												
1977 to 1982 comparative statistics (expenses, payroll) .....				X											
Receipts per establishment .....					X										
Revenue per establishment .....						X									
Expenses per establishment .....							X								
Receipts per employee .....					X										
Revenue per employee .....						X									
Expenses per employee .....							X								
Annual payroll per employee .....					X	X									
Employees per establishment .....					X	X									
Counties ranked by volume of receipts .....														X	
Places ranked by volume of receipts .....															<sup>2</sup> X

<sup>1</sup>Includes areas with 300 or more service establishments of firms subject to Federal income tax.

<sup>2</sup>Includes places with 2,500 inhabitants or more, according to the 1980 Census of Population.

<sup>3</sup>See Explanation of Terms, appendix A.

# Users' Guide for Locating Statistics in the 1982 Census of Service Industries Reports

Report and geographic area	Information shown in reports by kind of business or industry category									
	Number of establishments	Receipts/Revenue (\$1,000)	Payroll (\$1,000)	Number of employees	Selected ratios	Receipts size and employment size of establishments and firms	Concentration ratio of largest firms	Single units and multi-units	Legal form of organization	Selected topics
<b>GEOGRAPHIC AREA SERIES</b>										
United States .....	X	X	X	X	X					
State .....	X	X	X	X	X					
SCSA .....	X	X	X	X						
SMSA .....	X	X	X	X						
County .....	X	X	X	X						
Place .....	X	X	X	X						
<b>ESTABLISHMENT AND FIRM SIZE (INCLUDING LEGAL FORM OF ORGANIZATION)</b>										
United States .....	X	X	X	X		X	X	X	X	
<b>CAPITAL EXPENDITURES, DEPRECIABLE ASSETS, AND OPERATING EXPENSES</b>										
United States .....		X	X						X	X
<b>HOTELS, MOTELS, AND OTHER LODGING PLACES</b>										
United States .....	X	X	X	X						X
State .....	X	X	X	X						
SMSA .....	X	X								X
<b>MOTION PICTURE INDUSTRY</b>										
United States .....	X	X	X	X						X
State .....	X	X	X	X						
SMSA .....	X	X								X
<b>MISCELLANEOUS SUBJECTS</b>										
United States .....	X	X	X	X						X
State .....	X	X	X	X						X
SMSA .....	X	X	X	X						X

# Montana

## CONTENTS

[Page numbers listed here omit the prefix that appears as part of the number of each page]

---

	Page
Introduction . . . . .	III
Users' Guide for Locating Statistics in This Report by Table Number . . . . .	VII
Users' Guide for Locating Statistics in the 1982 Census of Service Industries Reports . . . . .	VIII
Summary of Findings . . . . .	2

---

### TABLES

1a. Summary Statistics for Firms Subject to Federal Income Tax for the State: 1982 . . . . .	3
1b. Summary Statistics for Firms Exempt From Federal Income Tax for the State: 1982 . . . . .	5
2a. Comparative Statistics for Firms Subject to Federal Income Tax for the State: 1982 and 1977 . . . . .	6
2b. Comparative Statistics for Firms Exempt From Federal Income Tax for the State: 1982 and 1977 . . . . .	9
3a. Selected Ratios for Firms Subject to Federal Income Tax for the State: 1982 . . . . .	9
3b. Selected Ratios for Firms Exempt From Federal Income Tax for the State: 1982 . . . . .	12
4a. Summary Statistics for Firms Subject to Federal Income Tax for Standard Metropolitan Statistical Areas: 1982 . . . . .	12
4b. Summary Statistics for Firms Exempt From Federal Income Tax for Standard Metropolitan Statistical Areas: 1982 . . . . .	14
5a. Summary Statistics for Firms Subject to Federal Income Tax for the Area Outside Standard Metropolitan Statistical Areas: 1982 . . . . .	15
5b. Summary Statistics for Firms Exempt From Federal Income Tax for the Area Outside Standard Metropolitan Statistical Areas: 1982 . . . . .	18
6. Summary Statistics for Firms Subject to Federal Income Tax for Counties With 300 Establishments or More: 1982 . . . . .	19
7. Summary Statistics for Firms Subject to Federal Income Tax for Places With 300 Establishments or More: 1982 . . . . .	23
8. Summary Statistics for Firms Subject to Federal Income Tax for Counties and for Places With 2,500 Inhabitants or More: 1982 . . . . .	26
9. Counties Ranked by Volume of Receipts of Firms Subject to Federal Income Tax: 1982 . . . . .	29
10. Places With 2,500 Inhabitants or More Ranked by Volume of Receipts of Firms Subject to Federal Income Tax: 1982 . . . . .	29

---

### APPENDIXES

A. General Explanation . . . . .	A-1
B. General Questions . . . . .	B-1
C. Kind-of-Business Titles and Reporting-Form Numbers . . . . .	C-1
D. Standard Metropolitan Statistical Areas . . . . .	D-1
E. Percent of Receipts/Revenue Based on Administrative Records and Estimation for the State: 1982 . . . . .	E-1
F. Geographic Notes . . . . .	F-1

---

Publication Program . . . . . Inside back cover

# SUMMARY OF FINDINGS

## FIRMS SUBJECT TO FEDERAL INCOME TAX

Data from the 1982 Census of Service Industries show that Montana's 5,014 service industries establishments of firms with payroll that were subject to Federal income tax had receipts totaling \$1.0 billion and payroll of \$345 million.

For establishments with payroll, receipts of offices of physicians totaled \$161 million, compared to \$87 million in 1977. Other leading service kinds of business in 1982 were hotels, motor hotels, and motels with receipts of \$157 million; engineering, architectural, and surveying services with \$62 million in receipts; and legal services, \$79 million.

Receipts per establishment averaged \$201 thousand in 1982. Data processing services averaged \$414 thousand per establishment; photofinishing laboratories, \$786 thousand; hotels, motor hotels, and motels, \$366 thousand and nursing and personal care facilities, \$857 thousand.

Receipts per employee averaged \$32 thousand in 1982. Computer programming and other software services had receipts per employee of \$40 thousand, which contrasts sharply with the \$9 thousand per employee average for help supply services.

There were 31,557 paid employees (full- and part-time) working in service industries in the State as of mid-March 1982. Hotels, motor hotels, and motels had 6,648

employees; offices of physicians, 3,082 employees; and nursing and personal care facilities, 2,156.

Yellowstone County led all counties in the State, accounting for 27.0 percent of the State total for service industries receipts. Billings had the largest receipts among the places in the State, with 25.1 percent of the State total.

## ORGANIZATIONS EXEMPT FROM FEDERAL INCOME TAX

Data from the census show that Montana's 977 service industries establishments of firms and other organizations with payroll that were exempt from Federal income tax had revenue totaling \$163 million, expenses of \$148 million, and payroll of \$72 million in 1982.

For establishments in the tax-exempt category, civic, social, and fraternal associations had revenue of \$27 million. Other leading classifications were individual and family social services with revenue of \$16 million; and nursing and personal care facilities, \$17 million.

There were 9,566 paid employees (full- and part-time) working in establishments of organizations exempt from Federal income tax as of mid-March 1982. Civic, social, and fraternal associations had 1,877 employees; individual and family social services, 974; and nursing and personal care facilities, 1,108.



**Table 1a. Summary Statistics for Firms Subject to Federal Income Tax for the State: 1982**

[For meaning of abbreviations and symbols, see introductory text. For explanation of terms and comparability of 1977 and 1982 censuses, see appendix A]

SIC code	Kind of business or operation	All establishments				Establishments with payroll				
		Number	Receipts (\$1,000)	Unincorporated businesses or operations		Number	Receipts (\$1,000)	Annual payroll (\$1,000)	First quarter payroll (\$1,000)	Paid employees for pay period including March 12 (number)
				Individual proprietorships (number)	Partnerships (number)					
	<b>Total</b> .....	††	††	††	††	5 014	1 005 964	345 050	82 684	31 557
70	<b>Hotels, motels, and other lodging places</b> .....	††	††	††	††	483	160 864	41 672	9 307	6 767
7011	Hotels, motor hotels, and motels.....	††	††	††	††	429	156 871	40 895	9 178	6 648
7011 pt.	Hotels.....	††	††	††	††	103	57 822	17 365	3 994	2 760
7011 pt.	Hotels, 25 guestrooms or more.....	††	††	††	††	66	54 905	16 743	3 854	2 629
7011 pt.	Hotels, less than 25 guestrooms.....	**	**	**	**	37	2 917	622	140	131
7011 pt.	Motels, motor hotels, and tourist courts.....	††	††	††	††	326	99 049	23 530	5 184	3 888
7011 pt.	Motels, tourist courts.....	**	**	**	**	301	80 157	17 963	3 874	2 946
7011 pt.	Motor hotels.....	**	**	**	**	25	18 892	5 567	1 310	942
702, 3, 4	Other lodging places.....	††	††	††	††	54	3 993	777	129	119
703	Trailer parks and camps.....	††	††	††	††	40	2 835	469	66	59
702, 4	Rooming, boarding, and membership lodging.....	††	††	††	††	14	1 158	308	63	60
72	<b>Personal services</b> .....	††	††	††	††	604	57 762	19 540	4 710	2 609
721	Laundry, cleaning, and garment services.....	††	††	††	††	142	20 744	6 934	1 683	918
7215	Coin-operated laundries and dry cleaning.....	††	††	††	††	42	2 979	540	132	142
721 ex. 7215	Other laundry, cleaning, and garment services.....	††	††	††	††	100	17 765	6 394	1 551	776
7211	Power laundries, family and commercial*.....	**	**	**	**	8	2 053	894	212	121
7216	Dry-cleaning plants, except rug cleaning*.....	**	**	**	**	58	5 981	1 792	386	282
Other 721	Laundry and cleaning services, n.e.c.*.....	**	**	**	**	34	9 731	3 708	953	373
7212	Garment pressing and agents for laundries and dry cleaners.....	**	**	**	**	3	119	34	11	7
7213	Linen supply*.....	**	**	**	**	6	3 104	1 190	283	118
7217	Carpet and upholstery cleaning.....	**	**	**	**	14	700	224	46	41
7218	Industrial laundries*.....	**	**	**	**	8	5 728	2 217	606	198
7214, 9	Other laundry, garment services, including diaper*.....	**	**	**	**	3	80	43	7	9
722	Photographic studios, portrait.....	††	††	††	††	36	2 342	469	100	98
723, 4	<b>Beauty and barber shops</b> .....	††	††	††	††	285	16 056	7 039	1 580	965
723	Beauty shops.....	††	††	††	††	253	14 799	6 557	1 485	913
724	Barber shops.....	††	††	††	††	32	1 257	482	95	52
725	Shoe repair, shoe shine, and hat-cleaning shops.....	††	††	††	††	9	945	154	36	15
726	Funeral service and crematories.....	††	††	††	††	60	10 825	2 888	737	227
729	Miscellaneous personal services.....	††	††	††	††	72	6 850	2 056	574	386
73	<b>Business services</b> .....	††	††	††	††	584	112 338	44 415	10 273	3 993
731	Advertising.....	††	††	††	††	29	6 086	2 612	711	181
7311	Advertising agencies.....	**	**	**	**	21	3 951	1 949	551	128
7312	Outdoor advertising services.....	**	**	**	**	4	(D)	(D)	(D)	(D)
7313	Radio, TV, publishers' advertising representatives.....	**	**	**	**	-	-	-	-	-
7319	Advertising, n.e.c.....	**	**	**	**	4	(D)	(D)	(D)	(D)
734	Services to dwellings and other buildings.....	††	††	††	††	126	11 253	5 069	1 128	1 042
7341	Window cleaning.....	**	**	**	**	1	(D)	(D)	(D)	(D)
7342	Disinfecting and exterminating services.....	**	**	**	**	5	741	241	73	19
7349	Cleaning and maintenance services, n.e.c.....	**	**	**	**	120	(D)	(D)	(D)	(D)
737	Computer and data processing services.....	††	††	††	††	48	16 901	6 004	1 454	367
7372	Computer programming and other software services.....	**	**	**	**	17	1 942	481	87	49
7374	Data processing services.....	**	**	**	**	19	7 862	3 057	792	188
7379	Computer related services, n.e.c.....	**	**	**	**	12	7 097	2 466	575	130
7392	Management, consulting, and public relations services.....	††	††	††	††	86	16 840	8 873	1 769	419
7394	Equipment rental and leasing services.....	††	††	††	††	56	11 254	2 332	490	178
Other 73	<b>Other business services</b> .....	††	††	††	††	239	50 004	19 525	4 721	1 806
732	Credit reporting, collection agencies.....	**	**	**	**	36	6 566	2 572	619	262
7331	Direct mail advertising services.....	**	**	**	**	1	(D)	(D)	(D)	(D)
7332	Blueprinting and photocopying services.....	**	**	**	**	8	1 180	292	67	28
7333	Commercial photography, art, and graphics.....	**	**	**	**	10	751	203	39	13
7339	Stenographic services; and reproduction services, n.e.c.....	**	**	**	**	16	989	328	91	42
736	Personnel supply services.....	**	**	**	**	28	2 063	1 223	368	174
7361	Employment agencies.....	**	**	**	**	22	1 176	534	139	76
7362	Help supply services.....	**	**	**	**	6	887	689	229	98
7369	Facilities management services.....	**	**	**	**	-	-	-	-	-
7391	Research and development laboratories.....	**	**	**	**	3	(D)	(D)	(D)	(D)
7397	Testing laboratories and facilities.....	**	**	**	**	18	4 225	2 183	588	125
7393	Detective agencies and protective services.....	**	**	**	**	26	4 926	2 504	572	306
7395	Photofinishing laboratories*.....	**	**	**	**	10	7 855	1 622	378	180
7399 pt.	Sign painting shops.....	**	**	**	**	5	516	196	47	28
7399 pt.	Interior designing.....	**	**	**	**	6	580	232	54	16
7399 pt.	Telephone answering services.....	**	**	**	**	12	961	486	115	65
735, 7396, 7399 pt.	Other business services, n.e.c.....	**	**	**	**	60	(D)	(D)	(D)	(D)
75	<b>Automotive repair, services, and garages</b> .....	††	††	††	††	483	95 320	22 569	5 561	1 893
751	Automotive rental and leasing, without drivers.....	††	††	††	††	42	14 037	2 134	514	260
752	Automobile parking.....	††	††	††	††	12	(D)	(D)	(D)	(D)
7523	Parking lots.....	**	**	**	**	10	(D)	(D)	(D)	(D)
7525	Parking structures.....	**	**	**	**	2	(D)	(D)	(D)	(D)

**Table 1a. Summary Statistics for Firms Subject to Federal Income Tax for the State: 1982—Con.**

[For meaning of abbreviations and symbols, see introductory text. For explanation of terms and comparability of 1977 and 1982 censuses, see appendix A]

SIC code	Kind of business or operation	All establishments				Establishments with payroll				
		Number	Receipts (\$1,000)	Unincorporated businesses or operations		Number	Receipts (\$1,000)	Annual payroll (\$1,000)	First quarter payroll (\$1,000)	Paid employees for pay period including March 12 (number)
				Individual proprietorships (number)	Partnerships (number)					
75	<b>Automotive repair, services, and garages—Con.</b>									
753	Automotive repair shops.....	††	††	††	††	390	75 077	18 806	4 635	1 392
7538	General automotive repair shops.....	††	††	††	††	173	24 377	6 108	1 345	511
7538 pt.	General automotive repair shops, except diesel.....	††	††	††	††	146	19 325	4 736	1 055	426
7538 pt.	Diesel repair shops.....	**	**	**	**	27	5 052	1 372	290	85
7531	Top and body repair shops.....	††	††	††	††	111	18 567	5 149	1 177	392
7534, 5, 9	Other automotive repair shops.....	††	††	††	††	106	32 133	7 549	2 113	489
7534	Tire retreading and repair shops.....	**	**	**	**	11	6 706	1 301	294	86
7535	Paint shops.....	**	**	**	**	9	1 370	442	97	29
7539 pt.	Auto electrical and fuel system services.....	**	**	**	**	9	2 068	560	133	37
7539 pt.	Radiator repair.....	**	**	**	**	9	(D)	(D)	(D)	(D)
7539 pt.	Glass replacement and repair.....	**	**	**	**	12	3 881	949	381	54
7539 pt.	Brake, front end, and wheel alignment.....	**	**	**	**	16	1 528	499	107	36
7539 pt.	Exhaust system services (muffler shops).....	**	**	**	**	16	3 754	746	168	64
7539 pt.	Transmission repair shops.....	**	**	**	**	17	3 161	897	207	56
7539 pt.	Other automotive repair shops, n.e.c.....	**	**	**	**	7	(D)	(D)	(D)	(D)
754	Automotive services, except repair.....	††	††	††	††	39	(D)	(D)	(D)	(D)
7542	Car washes.....	**	**	**	**	22	(D)	(D)	(D)	(D)
7549	Other automotive services.....	**	**	**	**	17	3 670	953	253	90
76	<b>Miscellaneous repair services.....</b>	††	††	††	††	233	37 694	11 054	2 583	915
762	Electrical and electronic repair shops.....	††	††	††	††	54	8 461	2 486	606	230
7622	Radio and TV repair shops.....	††	††	††	††	28	2 937	936	223	105
7623, 9	Other electrical and electronic repair shops.....	††	††	††	††	26	5 524	1 550	383	125
7623	Refrigeration and air-conditioning repair shops.....	**	**	**	**	7	3 136	753	187	47
7629	Electrical and electronic repair shops, n.e.c.....	**	**	**	**	19	2 388	797	196	78
764	Reupholstery and furniture repair.....	††	††	††	††	22	1 869	526	115	67
763, 9	Other repair shops and related services.....	††	††	††	††	157	27 364	8 042	1 862	618
763	Watch, clock, and jewelry repair.....	**	**	**	**	4	51	20	5	4
769	Miscellaneous repair and related services.....	**	**	**	**	153	27 313	8 022	1 857	614
7692	Welding repair.....	**	**	**	**	48	5 517	1 619	348	154
7694	Armature rewinding shops.....	**	**	**	**	10	4 283	1 658	384	73
7699	Repair shops and related services, n.e.c.....	**	**	**	**	95	17 513	4 745	1 125	387
78, 79	<b>Amusement and recreation services, including motion pictures.....</b>	††	††	††	††	353	59 848	12 550	3 367	2 613
781, 2	Motion picture production, distribution, and services.....	††	††	††	††	8	1 734	409	99	30
783	Motion picture theaters.....	††	††	††	††	76	14 900	2 302	515	679
7832	Motion picture theaters, except drive-in.....	**	**	**	**	62	14 113	2 130	502	667
7833	Drive-in motion picture theaters.....	**	**	**	**	14	787	172	13	12
792	Producers, orchestras, and entertainers.....	††	††	††	††	11	1 119	252	25	9
7922	Theatrical producers (except motion picture) and miscellaneous theatrical services.....	**	**	**	**	6	848	159	4	2
7929	Bands, orchestras, actors, and other entertainers and entertainment groups.....	**	**	**	**	5	271	93	21	7
793	Bowling alleys and billiards and pool establishments.....	††	††	††	††	69	12 232	2 979	869	692
7932	Billiard and pool establishments.....	††	††	††	††	8	1 142	185	60	65
7933	Bowling alleys.....	††	††	††	††	61	11 090	2 794	809	627
79 ex. 792, 3	Commercial sports and other amusement and recreation services.....	††	††	††	††	189	29 863	6 608	1 859	1 203
794	Commercial sports.....	††	††	††	††	10	1 719	357	132	49
7941	Professional sports clubs, managers, promoters.....	††	††	††	††	5	438	255	126	45
7948	Racing, including track operation.....	††	††	††	††	5	1 281	102	6	4
79 ex. 792, 3, 4	Other amusement and recreation services.....	††	††	††	††	179	28 144	6 251	1 727	1 154
791	Dance halls, studios, and schools.....	**	**	**	**	4	(D)	(D)	(D)	(D)
7992	Public golf courses.....	**	**	**	**	8	1 743	468	73	26
7993	Coin-operated amusement device operators.....	**	**	**	**	34	7 338	1 209	263	135
7996	Amusement parks.....	**	**	**	**	2	(D)	(D)	(D)	(D)
7997	Membership sports and recreation clubs.....	**	**	**	**	35	6 392	1 456	291	277
7999	Amusement and recreation services, n.e.c.....	**	**	**	**	96	12 182	3 032	1 085	702
7999 pt.	Concession operators of amusement devices, rides.....	**	**	**	**	1	-	-	-	-
7999 pt.	Carnivals, circuses, and fairs.....	**	**	**	**	1	(D)	(D)	(D)	(D)
7999 pt.	Other commercial recreation and amusements.....	**	**	**	**	95	(D)	(D)	(D)	(D)
80, ex. 806	<b>Health services, except hospitals.....</b>	††	††	††	††	1 287	285 974	116 739	27 486	7 658
801	Offices of physicians.....	††	††	††	††	578	160 615	72 003	16 977	3 082
802	Offices of dentists.....	††	††	††	††	416	53 860	17 784	3 998	1 548
803	Offices of osteopathic physicians.....	††	††	††	††	3	(D)	(D)	(D)	(D)
8041	Offices of chiropractors.....	††	††	††	††	61	(D)	(D)	(D)	(D)
8042	Offices of optometrists.....	††	††	††	††	88	10 574	2 119	476	214
805	Nursing and personal care facilities.....	††	††	††	††	40	34 274	16 481	3 936	2 156
8049, 807, 8, 9	Other health services.....	††	††	††	††	101	21 101	7 186	1 830	521
807	Medical and dental laboratories.....	††	††	††	††	45	10 492	3 957	1 065	212
8071	Medical laboratories.....	††	††	††	††	19	8 101	2 990	858	141
8072	Dental laboratories.....	††	††	††	††	26	2 391	967	207	71
8049, 808, 9	Other health services, n.e.c.....	††	††	††	††	56	10 609	3 229	765	309
81	<b>Legal services.....</b>	††	††	††	††	422	78 844	24 076	6 129	1 564

**Table 1a. Summary Statistics for Firms Subject to Federal Income Tax for the State: 1982—Con.**

[For meaning of abbreviations and symbols, see introductory text. For explanation of terms and comparability of 1977 and 1982 censuses, see appendix A]

SIC code	Kind of business or operation	All establishments				Establishments with payroll				
		Number	Receipts (\$1,000)	Unincorporated businesses or operations		Number	Receipts (\$1,000)	Annual payroll (\$1,000)	First quarter payroll (\$1,000)	Paid employees for pay period including March 12 (number)
				Individual proprietorships (number)	Partnerships (number)					
823, 4, 9	<b>Selected educational services</b> .....	††	††	††	††	8	505	139	28	34
823	Libraries and information centers.....	**	**	**	**	-	-	-	-	-
824	Correspondence schools and vocational schools.....	**	**	**	**	4	173	40	7	10
829	Schools and educational services, n.e.c.....	**	**	**	**	4	332	99	21	24
891	<b>Engineering, architectural, and surveying services</b> .....	††	††	††	††	196	61 605	28 825	7 055	1 549
891 pt.	Architectural services.....	**	**	**	**	56	15 583	5 144	1 295	286
891 pt.	Engineering services.....	**	**	**	**	99	40 569	21 093	5 219	1 064
891 pt.	Surveying services.....	**	**	**	**	41	5 453	2 588	5 541	199
893	<b>Accounting, auditing, and bookkeeping services</b> .....	††	††	††	††	254	43 545	18 525	4 904	1 327
83, 892, 9	<b>Social and other services</b> .....	††	††	††	††	107	11 665	4 946	1 281	635
83	Social services.....	**	**	**	**	80	8 773	3 881	982	563
835	Child day care services.....	**	**	**	**	38	2 033	822	217	155
832, 3, 6, 9	Other social services.....	**	**	**	**	42	6 740	3 059	765	408
892, 9	Other services.....	**	**	**	**	27	2 892	1 065	299	72

**Table 1b. Summary Statistics for Firms Exempt From Federal Income Tax for the State: 1982**

[Includes only establishments with payroll. For meaning of abbreviations and symbols, see introductory text. For explanation of terms and comparability of 1977 and 1982 censuses, see appendix A]

SIC code	Kind of business or operation	Establishments (number)	Revenue (\$1,000)	Annual payroll (\$1,000)	First quarter payroll (\$1,000)	Paid employees for pay period including March 12 (number)
	<b>Total</b> .....	977	162 591	71 985	17 261	9 566
7011 pt., 7032, 704	<b>Hotels, camps, and membership lodging</b> .....	30	2 371	756	195	145
7011 pt.	Hotels.....	1	(D)	(D)	(D)	(D)
7032	Sporting and recreational camps.....	-	(D)	(D)	(D)	(D)
704	Organization hotels and lodging houses, on membership basis.....	29	(D)	(D)	(D)	(D)
7391, 2, 7	<b>Research, testing, and consulting services</b> .....	9	(D)	(D)	(D)	(D)
7391	Research and development laboratories.....	2	(D)	(D)	(D)	(D)
7392	Management, consulting, and public relations services.....	7	703	303	80	34
7397	Testing laboratories and facilities.....	-	-	-	-	-
792, 7997, 7999 pt., 84	<b>Selected amusement, recreation, and related services</b> .....	49	8 037	3 477	665	384
792	Producers, orchestras, and entertainers.....	8	(D)	(D)	(D)	(D)
7922	Theatrical producers (except motion picture) and miscellaneous theatrical services.....	5	586	270	85	30
7929	Bands, orchestras, actors, and other entertainers and entertainment groups.....	3	(D)	(D)	(D)	(D)
7999 pt., 84	Museums, art galleries, and botanical and zoological gardens.....	15	1 210	369	80	49
7999 pt.	Commercial museums, art galleries, and botanical and zoological gardens.....	3	(D)	(D)	(D)	(D)
84	Noncommercial museums, art galleries, and botanical and zoological gardens.....	12	(D)	(D)	(D)	(D)
8411	Noncommercial museums and art galleries.....	12	(D)	(D)	(D)	(D)
8421	Noncommercial arboreta, botanical and zoological gardens.....	-	-	-	-	-
7997	Membership sports and recreation clubs.....	23	5 538	2 665	453	251
7999 pt.	Fairs.....	3	(D)	(D)	(D)	(D)
805, 8, 9	<b>Selected health services</b> .....	89	31 221	17 396	4 106	1 729
805	Nursing and personal care facilities.....	19	17 446	9 895	2 239	1 108
8051	Skilled nursing care facilities.....	11	11 790	6 826	1 476	761
8059	Nursing and personal care facilities, n.e.c.....	8	5 656	3 069	763	347
808	Outpatient care facilities.....	62	11 125	6 241	1 484	495
809	Health and allied services, n.e.c.....	8	2 650	1 260	383	126
81	<b>Legal aid societies and similar legal services</b> .....	10	(D)	(D)	(D)	(D)
823, 4, 9	<b>Selected educational services</b> .....	12	2 222	899	211	83
823	Libraries and information centers.....	1	(D)	(D)	(D)	(D)
824	Correspondence schools and vocational schools.....	4	(D)	(D)	(D)	(D)
8241, 9	Correspondence and vocational schools, except vocational high schools, n.e.c.....	4	(D)	(D)	(D)	(D)
8243, 4	Data processing, business, and secretarial schools.....	-	-	-	-	-
829	Schools and educational services, n.e.c.....	7	1 602	725	170	57

**Table 1b. Summary Statistics for Firms Exempt From Federal Income Tax for the State: 1982—Con.**

[Includes only establishments with payroll. For meaning of abbreviations and symbols, see introductory text. For explanation of terms and comparability of 1977 and 1982 censuses, see appendix A]

SIC code	Kind of business or operation	Establishments (number)	Revenue (\$1,000)	Annual payroll (\$1,000)	First quarter payroll (\$1,000)	Paid employees for pay period including March 12 (number)
83	<b>Social services</b> .....	<b>357</b>	<b>64 980</b>	<b>30 592</b>	<b>7 171</b>	<b>4 541</b>
835	Child day care services .....	63	3 650	2 322	631	449
832, 3, 6, 9	Other social services .....	294	61 330	28 270	6 540	4 092
832	Individual and family social services .....	105	15 507	7 227	1 575	974
833	Job training and vocational rehabilitation services .....	53	14 863	8 285	1 974	1 359
836	Residential care .....	72	16 456	8 018	1 861	1 047
839	Social services, n.e.c. ....	64	14 504	4 740	1 130	712
861, 2, 4, 9	<b>Selected membership organizations</b> .....	<b>408</b>	<b>46 865</b>	<b>15 834</b>	<b>4 080</b>	<b>2 454</b>
861	Business associations .....	77	12 180	3 679	944	326
864	Civic, social, and fraternal associations .....	257	27 350	9 557	2 464	1 877
862, 9	Other membership organizations .....	74	7 335	2 598	672	251
862	Professional membership organizations .....	23	1 621	529	135	50
869	Membership organizations, n.e.c. ....	51	5 714	2 069	537	201
892	<b>Noncommercial educational, scientific, and research organizations</b> .....	<b>13</b>	<b>4 031</b>	<b>1 672</b>	<b>429</b>	<b>117</b>

**Table 2a. Comparative Statistics for Firms Subject to Federal Income Tax for the State: 1982 and 1977**

[For meaning of abbreviations and symbols, see introductory text. For explanation of terms and comparability of 1977 and 1982 censuses, see appendix A]

SIC code	Kind of business or operation	All establishments					Establishments with payroll					
		1982 (number)	1977 (number)	Receipts			Receipts			Annual payroll		
				1982 (\$1,000)	1977 (\$1,000)	Percent change 1977 to 1982	1982 (\$1,000)	1977 (\$1,000)	Percent change 1977 to 1982	1982 (\$1,000)	1977 (\$1,000)	Percent change 1977 to 1982
	<b>Total</b> .....	††	11 919	††	(D)	(NA)	1 005 964	(D)	(D)	345 050	(D)	(D)
70	<b>Hotels, motels, and other lodging places</b> ..	††	921	††	103 729	(NA)	160 864	96 738	66.3	41 672	24 762	68.3
7011	Hotels, motor hotels, and motels .....	††	661	††	97 390	(NA)	156 871	93 885	67.1	40 895	24 272	68.5
7011 pt.	Hotels .....	††	165	††	31 617	(NA)	57 822	31 062	86.2	17 365	9 271	87.3
7011 pt.	Hotels, 25 guestrooms or more .....	††	..	††	..	..	54 905	28 686	91.5	16 743	8 502	96.9
7011 pt.	Hotels, less than 25 guestrooms .....	††	..	††	..	..	2 917	2 396	21.7	622	769	-19.1
7011 pt.	Motels, motor hotels, and tourist courts ..	††	496	††	65 773	(NA)	99 049	62 823	57.7	23 530	15 001	56.9
7011 pt.	Motels, tourist courts .....	††	..	††	..	..	80 157	45 615	75.7	17 963	10 455	71.8
7011 pt.	Motor hotels .....	††	..	††	..	..	18 892	17 208	9.8	5 567	4 546	22.5
702, 3, 4	Other lodging places .....	††	260	††	6 339	(NA)	3 993	2 853	40.0	777	490	58.6
703	Trailing parks and camps .....	††	226	††	5 107	(NA)	2 835	1 898	49.4	469	308	52.3
702, 4	Rooming, boarding, and membership lodging .....	††	34	††	1 232	(NA)	1 158	955	21.3	308	182	69.2
72	<b>Personal services</b> .....	††	2 067	††	52 256	(NA)	57 762	40 668	42.0	19 540	13 898	40.6
721	Laundry, cleaning, and garment services ..	††	273	††	16 071	(NA)	20 744	14 736	40.8	6 934	5 163	34.3
7215	Coin-operated laundries and dry cleaning .....	††	106	††	3 075	(NA)	2 979	2 430	22.6	540	528	2.3
721 ex.	Other laundry, cleaning, and garment services .....	††	167	††	12 996	(NA)	17 765	12 306	44.4	6 394	4 635	38.0
7215	Power laundries, family and commercial* .....	††	..	††	..	..	2 053	1 959	4.8	894	939	-4.8
7216	Dry-cleaning plants, except rug cleaning* .....	††	..	††	..	..	5 981	(D)	(D)	1 792	(D)	(D)
Other 721	Laundry and cleaning services, n.e.c.* ..	††	..	††	..	..	9 731	(D)	(D)	3 708	(D)	(D)
7212	Garment pressing and agents for laundries and dry cleaners .....	††	..	††	..	..	119	(D)	(D)	34	(D)	(D)
7213	Linen supply* .....	††	..	††	..	..	3 104	4 417	-29.7	1 190	1 914	-37.8
7217	Carpet and upholstery cleaning .....	††	..	††	..	..	700	435	60.9	224	150	49.3
7218	Industrial laundries* .....	††	..	††	..	..	5 728	(D)	(D)	2 217	(D)	(D)
7214, 9	Other laundry, garment services, including diaper* .....	††	..	††	..	..	80	(D)	(D)	43	(D)	(D)
722	Photographic studios, portrait .....	††	152	††	3 348	(NA)	2 342	1 935	21.0	469	308	52.3
723, 4	Beauty and barber shops .....	††	885	††	16 599	(NA)	16 056	11 751	36.6	7 039	5 241	34.3
723	Beauty shops .....	††	626	††	13 265	(NA)	14 799	10 492	41.1	6 557	4 802	36.5
724	Barber shops .....	††	259	††	3 334	(NA)	1 257	1 259	-2	482	439	9.8
725	Shoe repair, shoe shine, and hat-cleaning shops .....	††	42	††	981	(NA)	945	572	65.2	154	134	14.9
726	Funeral service and crematories .....	††	74	††	9 535	(NA)	10 825	8 842	22.4	2 888	2 139	35.0
729	Miscellaneous personal services .....	††	641	††	5 722	(NA)	6 850	2 832	141.9	2 056	913	125.2

**Table 2a. Comparative Statistics for Firms Subject to Federal Income Tax for the State: 1982 and 1977—Con.**

[For meaning of abbreviations and symbols, see introductory text. For explanation of terms and comparability of 1977 and 1982 censuses, see appendix A]

SIC code	Kind of business or operation	All establishments					Establishments with payroll					
				Receipts		Percent change 1977 to 1982	Receipts		Annual payroll			
		1982 (number)	1977 (number)	1982 (\$1,000)	1977 (\$1,000)		1982 (\$1,000)	1977 (\$1,000)	Percent change 1977 to 1982	1982 (\$1,000)	1977 (\$1,000)	Percent change 1977 to 1982
73	<b>Business services</b> -----	††	1 413	††	68 098	(NA)	112 338	56 800	97.8	44 415	21 291	108.6
731	Advertising-----	††	85	††	4 563	(NA)	6 086	3 675	65.6	2 612	1 540	69.6
7311	Advertising agencies-----	††	**	††	**	**	3 951	2 211	78.7	1 949	1 049	85.8
7312	Outdoor advertising services-----	**	**	**	**	**	(D)	1 130	(D)	(D)	434	(D)
7313	Radio, TV, publishers' advertising representatives-----	**	**	**	**	**	(D)	(D)	(D)	(D)	(D)	(D)
7319	Advertising, n.e.c.-----	**	**	**	**	**	(D)	(D)	(D)	(D)	(D)	(D)
734	<b>Services to dwellings and other buildings</b> ..	††	344	††	7 804	(NA)	11 253	5 841	92.7	5 069	2 843	78.3
7341	Window cleaning-----	**	**	**	**	**	(D)	(D)	(D)	(D)	(D)	(D)
7342	Disinfecting and exterminating services-----	**	**	**	**	**	741	(D)	(D)	241	(D)	(D)
7349	Cleaning and maintenance services, n.e.c.-----	**	**	**	**	**	(D)	(D)	(D)	(D)	(D)	(D)
737	<b>Computer and data processing services</b> ---	††	48	††	6 123	(NA)	16 901	5 933	184.9	6 004	2 239	168.2
7372	Computer programming and other software services-----	**	**	**	**	**	1 942	(D)	(D)	481	(D)	(D)
7374	Data processing services-----	**	**	**	**	**	7 862	(D)	(D)	3 057	(D)	(D)
7379	Computer related services, n.e.c.-----	**	**	**	**	**	7 097	(D)	(D)	2 466	(D)	(D)
7392	<b>Management, consulting, and public relations services</b> -----	††	396	††	10 576	(NA)	16 840	6 426	162.1	8 873	2 993	196.5
7394	Equipment rental and leasing services-----	††	154	††	11 639	(NA)	11 254	9 755	15.4	2 332	2 231	4.5
Other 73	<b>Other business services</b> -----	††	386	††	28 058	(NA)	50 004	25 835	93.6	19 525	9 892	97.4
732	Credit reporting, collection agencies-----	**	**	**	**	**	6 566	4 080	60.9	2 572	1 865	37.9
7331	Direct mail advertising services-----	**	**	**	**	**	(D)	(D)	(D)	(D)	(D)	(D)
7332	Blueprinting and photocopying services-----	**	**	**	**	**	1 180	595	98.3	292	128	128.1
7333	Commercial photography, art, and graphics-----	**	**	**	**	**	751	(D)	(D)	203	(D)	(D)
7339	Stenographic services; and reproduction services, n.e.c.-----	**	**	**	**	**	989	322	207.1	328	93	252.7
736	<b>Personnel supply services</b> -----	**	**	**	**	**	2 063	2 169	-4.9	1 223	1 354	-9.7
7361	Employment agencies-----	**	**	**	**	**	1 176	818	43.8	534	334	59.9
7362	Help supply services-----	**	**	**	**	**	887	(D)	(D)	689	(D)	(D)
7369	Facilities management services-----	**	**	**	**	**	-	(D)	(D)	-	(D)	(D)
7391	<b>Research and development laboratories</b> ..	**	**	**	**	**	(D)	(D)	(D)	(D)	(D)	(D)
7397	Testing laboratories and facilities-----	**	**	**	**	**	4 225	3 397	24.4	2 183	1 803	21.1
7393	Detective agencies and protective services-----	**	**	**	**	**	4 926	1 526	222.8	2 504	607	312.5
7395	Photofinishing laboratories*-----	**	**	**	**	**	7 855	5 408	45.2	1 622	1 217	33.3
7399 pt.	Sign painting shops-----	**	**	**	**	**	516	699	-26.2	196	252	-22.2
7399 pt.	Interior designing-----	**	**	**	**	**	580	500	16.0	232	145	60.0
7399 pt.	Telephone answering services-----	**	**	**	**	**	961	539	78.3	486	302	60.9
735, 7396, 7399 pt.	Other business services, n.e.c.-----	**	**	**	**	**	(D)	5 748	(D)	(D)	1 970	(D)
75	<b>Automotive repair, services, and garages</b> ..	††	1 035	††	72 026	(NA)	95 320	60 455	57.7	22 569	14 423	56.5
751	<b>Automotive rental and leasing, without drivers</b> -----	††	53	††	11 017	(NA)	14 037	(D)	(D)	2 134	(D)	(D)
752	<b>Automobile parking</b> -----	††	9	††	746	(NA)	(D)	(D)	(D)	(D)	(D)	(D)
7523	Parking lots-----	**	**	**	**	**	(D)	(D)	(D)	(D)	(D)	(D)
7525	Parking structures-----	**	**	**	**	**	(D)	(D)	(D)	(D)	(D)	(D)
753	<b>Automotive repair shops</b> -----	††	859	††	57 086	(NA)	75 077	47 469	58.2	18 806	12 429	51.3
7538	General automotive repair shops-----	††	520	††	25 253	(NA)	24 377	18 980	28.4	6 108	4 663	31.0
7538 pt.	General automotive repair shops, except diesel-----	**	**	**	**	**	19 325	14 314	35.0	4 736	3 347	41.5
7538 pt.	Diesel repair shops-----	**	**	**	**	**	5 052	4 666	8.3	1 372	1 316	4.3
7531	Top and body repair shops-----	††	205	††	14 405	(NA)	18 567	11 986	54.9	5 149	3 612	42.6
7534, 5, 9	<b>Other automotive repair shops</b> -----	††	134	††	17 428	(NA)	32 133	16 503	94.7	7 549	4 154	81.7
7534	Tire retreading and repair shops-----	**	**	**	**	**	6 706	5 136	30.6	1 301	1 141	14.0
7535	Paint shops-----	**	**	**	**	**	1 370	1 284	6.7	442	425	4.0
7539 pt.	Auto electrical and fuel system services-----	**	**	**	**	**	2 068	(D)	(D)	560	(D)	(D)
7539 pt.	Radiator repair-----	**	**	**	**	**	(D)	(D)	(D)	(D)	(D)	(D)
7539 pt.	Glass replacement and repair-----	**	**	**	**	**	3 881	1 536	152.7	949	417	127.6
7539 pt.	Brake, front end, and wheel alignment-----	**	**	**	**	**	1 528	(D)	(D)	499	(D)	(D)
7539 pt.	Exhaust system services (muffler shops)-----	**	**	**	**	**	3 754	(D)	(D)	746	(D)	(D)
7539 pt.	Transmission repair shops-----	**	**	**	**	**	3 161	2 171	45.6	897	491	82.7
7539 pt.	Other automotive repair shops, n.e.c.-----	**	**	**	**	**	(D)	(D)	(D)	(D)	(D)	(D)
754	<b>Automotive services, except repair</b> -----	††	114	††	3 177	(NA)	(D)	1 846	(D)	(D)	598	(D)
7542	Car washes-----	**	**	**	**	**	(D)	928	(D)	(D)	311	(D)
7549	Other automotive services-----	**	**	**	**	**	3 670	918	299.8	953	287	232.1
76	<b>Miscellaneous repair services</b> -----	††	839	††	33 231	(NA)	37 694	24 633	53.0	11 054	7 224	53.0
762	<b>Electrical and electronic repair shops</b> -----	††	213	††	7 786	(NA)	8 461	5 612	50.8	2 486	1 572	58.1
7622	Radio and TV repair shops-----	††	121	††	3 864	(NA)	2 937	2 617	12.2	936	690	35.7
7623, 9	Other electrical and electronic repair shops-----	††	92	††	3 922	(NA)	5 524	2 995	84.4	1 550	882	75.7
7623	Refrigeration and air-conditioning repair shops-----	**	**	**	**	**	3 136	1 556	101.5	753	432	74.3
7629	Electrical and electronic repair shops, n.e.c.-----	**	**	**	**	**	2 388	1 439	65.9	797	450	77.1
764	<b>Reupholstery and furniture repair</b> -----	††	113	††	2 419	(NA)	1 869	1 434	30.3	526	371	41.8

Table 2a. **Comparative Statistics for Firms Subject to Federal Income Tax for the State: 1982 and 1977—Con.**

[For meaning of abbreviations and symbols, see introductory text. For explanation of terms and comparability of 1977 and 1982 censuses, see appendix A]

SIC code	Kind of business or operation	All establishments					Establishments with payroll						
		1982 (number)	1977 (number)	Receipts			Receipts			Annual payroll			
				1982 (\$1,000)	1977 (\$1,000)	Percent change 1977 to 1982	1982 (\$1,000)	1977 (\$1,000)	Percent change 1977 to 1982	1982 (\$1,000)	1977 (\$1,000)	Percent change 1977 to 1982	
76	Miscellaneous repair services—Con.												
763, 9	Other repair shops and related services ---	††	513	††	22 361	(NA)	27 364	16 922	61.7	8 042	4 834	66.4	
763	Watch, clock, and jewelry repair ---	††	††	††	††	††	51	(D)	(D)	20	(D)	(D)	
769	Miscellaneous repair and related services ---	††	††	††	††	††	27 313	(D)	(D)	8 022	(D)	(D)	
7692	Welding repair ---	††	††	††	††	††	5 517	3 256	69.4	1 619	1 071	51.2	
7694	Armature rewinding shops ---	††	††	††	††	††	4 283	2 468	73.5	1 658	859	93.0	
7699	Repair shops and related services, n.e.c. ---	††	††	††	††	††	17 513	(D)	(D)	4 745	(D)	(D)	
78, 79	Amusement and recreation services, including motion pictures ---	††	881	††	37 644	(NA)	59 848	32 049	86.7	12 550	7 927	58.3	
781, 2	Motion picture production, distribution, and services ---	††	24	††	1 457	(NA)	1 734	1 170	48.2	409	313	30.7	
783	Motion picture theaters ---	††	95	††	10 308	(NA)	14 900	10 138	47.0	2 302	1 865	23.4	
7832	Motion picture theaters, except drive-in ---	††	††	††	††	††	14 113	(D)	(D)	2 130	(D)	(D)	
7833	Drive-in motion picture theaters ---	††	††	††	††	††	787	(D)	(D)	172	(D)	(D)	
792	Producers, orchestras, and entertainers ---	††	333	††	2 850	(NA)	1 119	586	91.0	252	166	51.8	
7922	Theatrical producers (except motion picture) and miscellaneous theatrical services ---	††	††	††	††	††	848	486	74.5	159	148	7.4	
7929	Bands, orchestras, actors, and other entertainers and entertainment groups ---	††	††	††	††	††	271	100	171.0	93	18	416.7	
793	Bowling alleys and billiards and pool establishments ---	††	95	††	10 142	(NA)	12 232	9 619	27.2	2 979	2 500	19.2	
7932	Billiard and pool establishments ---	††	23	††	1 738	(NA)	1 142	1 652	-30.9	185	391	-52.7	
7933	Bowling alleys ---	††	72	††	8 404	(NA)	11 090	7 967	39.2	2 794	2 109	32.5	
79 ex. 792, 3	Commercial sports and other amusement and recreation services ---	††	334	††	12 887	(NA)	29 863	10 536	183.4	6 608	3 083	114.3	
794	Commercial sports ---	††	††	††	††	††	1 719	988	74.0	357	155	130.3	
7941	Professional sports clubs, managers, promoters ---	††	††	††	††	††	438	(D)	(D)	255	(D)	(D)	
7948	Racing, including track operation ---	††	††	††	††	††	1 281	(D)	(D)	102	(D)	(D)	
79 ex. 792, 3, 4	Other amusement and recreation services ---	††	††	††	††	††	28 144	9 548	194.8	6 251	2 928	113.5	
791	Dance halls, studios, and schools ---	††	††	††	††	††	(D)	(D)	(D)	(D)	(D)	(D)	
7992	Public golf courses ---	††	††	††	††	††	1 743	(D)	(D)	468	(D)	(D)	
7993	Coin-operated amusement device operators ---	††	††	††	††	††	7 338	1 274	476.0	1 209	346	249.4	
7996	Amusement parks ---	††	††	††	††	††	(D)	(D)	(D)	(D)	(D)	(D)	
7997	Membership sports and recreation clubs ---	††	††	††	††	††	6 392	1 665	283.9	1 456	563	158.6	
7999	Amusement and recreation services, n.e.c. ---	††	††	††	††	††	12 182	(D)	(D)	3 032	(D)	(D)	
7999 pt.	Concession operators of amusement devices, rides ---	††	††	††	††	††	-	(D)	(D)	-	(D)	(D)	
7999 pt.	Carnivals, circuses, and fairs ---	††	††	††	††	††	(D)	94	(D)	(D)	25	(D)	
7999 pt.	Other commercial recreation and amusements ---	††	††	††	††	††	(D)	5 561	(D)	(D)	1 741	(D)	
80, ex. 806	Health services, except hospitals ---	††	1 465	††	(D)	(NA)	285 974	(D)	(D)	116 739	(D)	(D)	
801	Offices of physicians ---	††	539	††	92 084	(NA)	160 615	87 266	84.1	72 003	34 258	110.2	
802	Offices of dentists ---	††	407	††	33 067	(NA)	53 860	31 537	70.8	17 784	8 014	121.9	
803	Offices of osteopathic physicians ---	††	8	††	130	(NA)	(D)	(D)	(D)	(D)	(D)	(D)	
8041	Offices of chiropractors ---	††	73	††	3 405	(NA)	(D)	2 689	(D)	(D)	383	(D)	
8042	Offices of optometrists ---	††	86	††	7 424	(NA)	10 574	6 761	56.4	2 119	802	164.2	
805	Nursing and personal care facilities ---	††	123	††	22 325	(NA)	34 274	21 900	56.5	16 481	11 129	48.1	
8049, 807, 8, 9	Other health services ---	††	229	††	(D)	(NA)	21 101	(D)	(D)	7 186	(D)	(D)	
807	Medical and dental laboratories ---	††	53	††	(D)	(NA)	10 492	5 507	90.5	3 957	2 215	78.6	
8071	Medical laboratories ---	††	17	††	(D)	(NA)	8 101	3 842	110.9	2 990	1 666	79.5	
8072	Dental laboratories ---	††	36	††	1 918	(NA)	2 391	1 665	43.6	967	549	76.1	
8049, 808, 9	Other health services, n.e.c. ---	††	176	††	6 893	(NA)	10 609	(D)	(D)	3 229	(D)	(D)	
81	Legal services ---	††	564	††	45 811	(NA)	78 844	41 385	90.5	24 076	10 489	129.5	
823, 4, 9	Selected educational services ---	††	391	††	3 861	(NA)	505	1 313	-61.5	139	442	-68.6	
823	Libraries and information centers ---	††	††	††	††	††	-	-	-	-	-	-	
824	Correspondence schools and vocational schools ---	††	††	††	††	††	173	955	-81.9	40	350	-88.6	
829	Schools and educational services, n.e.c. ---	††	††	††	††	††	332	358	-7.3	99	92	7.6	
891	Engineering, architectural, and surveying services ---	††	314	††	35 513	(NA)	61 605	32 716	88.3	28 825	14 011	105.7	
891 pt.	Architectural services ---	††	††	††	††	††	15 583	10 982	41.9	5 144	3 520	46.1	
891 pt.	Engineering services ---	††	††	††	††	††	40 569	18 982	113.7	21 093	9 321	126.3	
891 pt.	Surveying services ---	††	††	††	††	††	5 453	2 752	98.1	2 588	1 170	121.2	
893	Accounting, auditing, and bookkeeping services ---	††	479	††	23 146	(NA)	43 545	21 293	104.5	18 525	8 631	114.6	
83, 892, 9	Social and other services ---	††	1 550	††	24 981	(NA)	11 665	7 554	54.4	4 946	3 417	44.7	
83	Social services ---	††	††	††	††	††	8 773	6 795	29.1	3 881	3 070	26.4	
835	Child day care services ---	††	††	††	††	††	2 033	763	166.4	822	316	160.1	
832, 3, 6, 9	Other social services ---	††	††	††	††	††	6 740	6 032	11.7	3 059	2 754	11.1	
892, 9	Other services ---	††	††	††	††	††	2 892	759	281.0	1 065	347	206.9	

**Table 2b. Comparative Statistics for Firms Exempt From Federal Income Tax for the State: 1982 and 1977**

[Includes only establishments with payroll. For meaning of abbreviations and symbols, see introductory text. For explanation of terms and comparability of 1977 and 1982 censuses, see appendix A]

SIC code	Kind of business or operation	Establishments		Expenses			Annual payroll		
		1982 (number)	1977 (number)	1982 (\$1,000)	1977 (\$1,000)	Percent change 1977 to 1982	1982 (\$1,000)	1977 (\$1,000)	Percent change 1977 to 1982
	<b>Total</b> .....	<b>977</b>	<b>(NC)</b>	<b>148 158</b>	<b>(NC)</b>	<b>(X)</b>	<b>71 985</b>	<b>(NC)</b>	<b>(X)</b>
7011 pt., 7032, 704	<b>Hotels, camps, and membership lodging</b> .....	<b>30</b>	<b>(NC)</b>	<b>2 499</b>	<b>(NC)</b>	<b>(X)</b>	<b>756</b>	<b>(NC)</b>	<b>(X)</b>
7391, 2, 7	<b>Research, testing, and consulting services</b> .....	<b>9</b>	<b>(NC)</b>	<b>(D)</b>	<b>(NC)</b>	<b>(X)</b>	<b>(D)</b>	<b>(NC)</b>	<b>(X)</b>
792, 7997, 7999 pt., 84	<b>Selected amusement, recreation, and related services</b> .....	<b>49</b>	<b>(NC)</b>	<b>7 572</b>	<b>(NC)</b>	<b>(X)</b>	<b>3 477</b>	<b>(NC)</b>	<b>(X)</b>
805, 8, 9	<b>Selected health services</b> .....	<b>89</b>	<b>48</b>	<b>30 188</b>	<b>14 268</b>	<b>111.6</b>	<b>17 396</b>	<b>8 071</b>	<b>115.5</b>
805	Nursing and personal care facilities.....	19	14	17 400	5 616	209.8	9 895	3 302	199.7
808	Outpatient care facilities.....	62	27	10 310	7 208	43.0	6 241	3 980	56.8
809	Health and allied services, n.e.c.....	8	7	2 478	1 444	71.6	1 260	789	59.7
81	<b>Legal aid societies and similar legal services</b> .....	<b>10</b>	<b>15</b>	<b>(D)</b>	<b>(D)</b>	<b>(D)</b>	<b>(D)</b>	<b>(D)</b>	<b>(D)</b>
823, 4, 9	<b>Selected educational services</b> .....	<b>12</b>	<b>13</b>	<b>2 100</b>	<b>(D)</b>	<b>(D)</b>	<b>899</b>	<b>(D)</b>	<b>(D)</b>
83	<b>Social services</b> .....	<b>357</b>	<b>253</b>	<b>58 569</b>	<b>41 459</b>	<b>41.3</b>	<b>30 592</b>	<b>21 251</b>	<b>44.0</b>
835	Child day care services.....	63	34	3 716	2 076	79.0	2 322	1 224	89.7
832, 3, 6, 9	Other social services.....	294	219	54 853	39 383	39.3	28 270	20 027	41.2
861, 2, 4, 9	<b>Selected membership organizations</b> .....	<b>408</b>	<b>408</b>	<b>40 509</b>	<b>29 357</b>	<b>38.0</b>	<b>15 834</b>	<b>10 898</b>	<b>45.3</b>
861	Business associations.....	77	78	8 828	6 118	44.3	3 679	2 404	53.0
864	Civic, social, and fraternal associations.....	257	263	25 459	18 364	38.6	9 557	6 664	43.4
862, 9	Other membership organizations.....	74	67	6 222	4 875	27.6	2 598	1 830	42.0
892	<b>Noncommercial educational, scientific, and research organizations</b> .....	<b>13</b>	<b>16</b>	<b>4 086</b>	<b>5 239</b>	<b>-22.0</b>	<b>1 672</b>	<b>1 662</b>	<b>.6</b>

**Table 3a. Selected Ratios for Firms Subject to Federal Income Tax for the State: 1982**

[For meaning of abbreviations and symbols, see introductory text. For explanation of terms and comparability of 1977 and 1982 censuses, see appendix A]

SIC code	Kind of business or operation	All establishments—Receipts per establishment (dollars)	Establishments with payroll				Establishments without payroll—Receipts per establishment (dollars)
			Receipts		Annual payroll per employee <sup>1</sup> (dollars)	Employees per establishment <sup>1</sup> (number)	
			Per establishment (dollars)	Per employee <sup>1</sup> (dollars)			
	<b>Total</b> .....	<b>††</b>	<b>200 631</b>	<b>31 878</b>	<b>10 934</b>	<b>6</b>	<b>††</b>
70	<b>Hotels, motels, and other lodging places</b> .....	<b>††</b>	<b>333 052</b>	<b>23 772</b>	<b>6 158</b>	<b>14</b>	<b>††</b>
7011	Hotels, motor hotels, and motels.....	††	365 667	23 597	6 151	15	††
7011 pt.	Hotels.....	††	561 379	20 950	6 292	27	††
7011 pt.	Hotels, 25 guestrooms or more.....	**	831 894	20 884	6 369	40	**
7011 pt.	Hotels, less than 25 guestrooms.....	**	78 838	22 267	4 748	4	**
7011 pt.	Motels, motor hotels, and tourist courts.....	††	303 831	25 476	6 052	12	††
7011 pt.	Motels, tourist courts.....	**	266 302	27 209	6 097	10	**
7011 pt.	Motor hotels.....	**	755 680	20 055	5 910	38	**
702, 3, 4	Other lodging places.....	††	73 944	33 555	6 529	2	††
703	Trailer parks and camps.....	††	70 875	48 051	7 949	1	††
702, 4	Rooming, boarding, and membership lodging.....	††	82 714	19 300	5 133	4	††
72	<b>Personal services</b> .....	<b>††</b>	<b>95 632</b>	<b>22 140</b>	<b>7 489</b>	<b>4</b>	<b>††</b>
721	Laundry, cleaning, and garment services.....	††	146 085	22 597	7 553	6	††
7215	Coin-operated laundries and dry cleaning.....	††	70 929	20 979	3 803	3	††
721 ex. 7215	Other laundry, cleaning, and garment services.....	††	177 650	22 893	8 240	8	††
7211	Power laundries, family and commercial*.....	**	256 625	16 967	7 388	15	**
7216	Dry-cleaning plants, except rug cleaning*.....	**	103 121	21 209	6 355	5	**
Other 721	Laundry and cleaning services, n.e.c.*.....	**	286 206	26 088	9 941	11	**
7212	Garment pressing and agents for laundries and dry cleaners.....	**	39 667	17 000	4 857	2	**
7213	Linen supply*.....	**	517 333	26 305	10 085	20	**
7217	Carpet and upholstery cleaning.....	**	50 000	17 073	5 463	3	**
7218	Industrial launderers*.....	**	716 000	28 929	11 197	25	**
7214, 9	Other laundry, garment services, including diaper*.....	**	26 667	8 889	4 778	3	**
722	Photographic studios, portrait.....	††	65 056	23 898	4 786	3	††
723, 4	Beauty and barber shops.....	††	56 337	16 638	7 294	3	††
723	Beauty shops.....	††	58 494	16 209	7 182	4	††
724	Barber shops.....	††	39 281	24 173	9 269	2	††
725	Shoe repair, shoe shine, and hat-cleaning shops.....	††	105 000	63 000	10 267	2	††
726	Funeral service and crematories.....	††	180 417	47 687	12 722	4	††
729	Miscellaneous personal services.....	††	95 139	17 746	5 326	5	††

See footnotes at end of table.

**Table 3a. Selected Ratios for Firms Subject to Federal Income Tax for the State: 1982—Con.**

[For meaning of abbreviations and symbols, see introductory text. For explanation of terms and comparability of 1977 and 1982 censuses, see appendix A]

SIC code	Kind of business or operation	All establishments—Receipts per establishment (dollars)	Establishments with payroll				Establishments without payroll—Receipts per establishment (dollars)
			Receipts		Annual payroll per employee <sup>1</sup> (dollars)	Employees per establishment <sup>1</sup> (number)	
			Per establishment (dollars)	Per employee <sup>1</sup> (dollars)			
73	<b>Business services</b> .....	††	192 360	28 134	11 123	7	††
731	Advertising .....	††	209 862	33 624	14 431	6	††
7311	Advertising agencies .....	**	188 143	30 867	15 227	6	**
7312	Outdoor advertising services .....	**	(D)	(D)	(D)	(D)	**
7313	Radio, TV, publishers' advertising representatives .....	**	-	-	-	-	**
7319	Advertising, n.e.c. ....	**	(D)	(D)	(D)	(D)	**
734	Services to dwellings and other buildings .....	††	89 310	10 799	4 865	8	††
7341	Window cleaning .....	**	(D)	(D)	(D)	(D)	**
7342	Disinfecting and exterminating services .....	**	148 200	39 000	12 684	4	**
7349	Cleaning and maintenance services, n.e.c. ....	**	(D)	(D)	(D)	(D)	**
737	Computer and data processing services .....	††	352 104	46 052	16 360	8	††
7372	Computer programming and other software services .....	**	114 235	39 633	9 816	3	**
7374	Data processing services .....	**	413 789	41 819	16 261	10	**
7379	Computer related services, n.e.c. ....	**	591 417	54 592	18 969	11	**
7392	Management, consulting, and public relations services .....	††	195 814	40 191	21 177	5	††
7394	Equipment rental and leasing services .....	††	200 964	63 225	13 101	3	††
Other 73	<b>Other business services</b> .....	††	209 222	27 688	10 811	8	††
732	Credit reporting, collection agencies .....	**	182 389	25 061	9 817	7	**
7331	Direct mail advertising services .....	**	(D)	(D)	(D)	(D)	**
7332	Blueprinting and photocopying services .....	**	147 500	42 143	10 429	4	**
7333	Commercial photography, art, and graphics .....	**	75 100	57 769	15 615	1	**
7339	Stenographic services; and reproduction services, n.e.c. ....	**	61 813	23 548	7 810	3	**
736	Personnel supply services .....	**	73 679	11 856	7 029	6	**
7361	Employment agencies .....	**	53 455	15 474	7 026	3	**
7362	Help supply services .....	**	147 833	9 051	7 031	16	**
7369	Facilities management services .....	**	-	-	-	-	**
7391	Research and development laboratories .....	**	(D)	(D)	(D)	(D)	**
7397	Testing laboratories and facilities .....	**	234 722	33 800	17 464	7	**
7399	Detective agencies and protective services .....	**	189 462	16 098	8 183	12	**
7395	Photofinishing laboratories .....	**	785 500	43 639	9 011	18	**
7399 pt.	Sign painting shops .....	**	103 200	18 429	7 000	6	**
7399 pt.	Interior designing .....	**	96 667	36 250	14 500	3	**
7399 pt.	Telephone answering services .....	**	80 083	14 785	7 477	5	**
735, 7396, 7399 pt.	Other business services, n.e.c. ....	**	(D)	(D)	(D)	(D)	**
75	<b>Automotive repair, services, and garages</b> .....	††	197 350	50 354	11 922	4	††
751	Automotive rental and leasing, without drivers .....	††	334 214	53 988	8 208	6	††
752	Automobile parking .....	††	(D)	(D)	(D)	(D)	††
7523	Parking lots .....	**	(D)	(D)	(D)	(D)	**
7525	Parking structures .....	**	(D)	(D)	(D)	(D)	**
753	Automotive repair shops .....	††	192 505	53 935	13 510	4	††
7538	General automotive repair shops .....	††	140 908	47 705	11 953	3	††
7538 pt.	General automotive repair shops, except diesel .....	**	132 363	45 364	11 117	3	**
7538 pt.	Diesel repair shops .....	**	187 111	59 435	16 141	3	**
7531	Top and body repair shops .....	††	167 270	47 365	13 135	4	††
7534, 5, 9	Other automotive repair shops .....	††	303 142	65 712	15 438	5	††
7534	Tire retreading and repair shops .....	**	609 636	77 977	15 128	8	**
7535	Paint shops .....	**	152 222	47 241	15 241	3	**
7539 pt.	Auto electrical and fuel system services .....	**	229 778	55 892	15 135	4	**
7539 pt.	Radiator repair .....	**	(D)	(D)	(D)	(D)	**
7539 pt.	Glass replacement and repair .....	**	323 417	71 870	17 574	5	**
7539 pt.	Brake, front end, and wheel alignment .....	**	95 500	42 444	13 861	2	**
7539 pt.	Exhaust system services (muffler shops) .....	**	234 625	58 656	11 656	4	**
7539 pt.	Transmission repair shops .....	**	185 941	56 446	16 018	3	**
7539 pt.	Other automotive repair shops, n.e.c. ....	**	(D)	(D)	(D)	(D)	**
754	Automotive services, except repair .....	††	(D)	(D)	(D)	(D)	††
7542	Car washes .....	**	(D)	(D)	(D)	(D)	**
7549	Other automotive services .....	**	215 882	40 778	10 589	5	**
76	<b>Miscellaneous repair services</b> .....	††	161 777	41 196	12 081	4	††
762	Electrical and electronic repair shops .....	††	156 685	36 787	10 809	4	††
7622	Radio and TV repair shops .....	††	104 893	27 971	8 914	4	††
7623, 9	Other electrical and electronic repair shops .....	††	212 462	44 192	12 400	5	††
7623	Refrigeration and air-conditioning repair shops .....	**	448 000	66 723	16 021	7	**
7629	Electrical and electronic repair shops, n.e.c. ....	**	125 684	30 615	10 218	4	**
764	Reupholstery and furniture repair .....	††	84 955	27 896	7 851	3	††
763, 9	Other repair shops and related services .....	††	174 293	44 278	13 013	4	††
763	Watch, clock, and jewelry repair .....	**	12 750	12 750	5 000	1	**
769	Miscellaneous repair and related services .....	**	178 516	44 484	13 065	4	**
7692	Welding repair .....	**	114 938	35 825	10 513	3	**
7694	Armature rewinding shops .....	**	428 300	58 671	22 712	7	**
7699	Repair shops and related services, n.e.c. ....	**	184 347	45 253	12 261	4	**
78, 79	<b>Amusement and recreation services, including motion pictures</b> .....	††	169 541	22 904	4 803	7	††
781, 2	Motion picture production, distribution, and services .....	††	216 750	57 800	13 633	4	††
783	Motion picture theaters .....	††	196 053	21 944	3 390	9	††
7832	Motion picture theaters, except drive-in .....	**	227 629	21 159	3 193	11	**
7833	Drive-in motion picture theaters .....	**	56 214	65 583	14 333	1	**
792	Producers, orchestras, and entertainers .....	††	101 727	124 333	28 000	1	††
7922	Theatrical producers (except motion picture) and miscellaneous theatrical services .....	**	141 333	424 000	79 500	-	**
7929	Bands, orchestras, actors, and other entertainers and entertainment groups .....	**	54 200	38 714	13 286	1	**

See footnotes at end of table.



**Table 3a. Selected Ratios for Firms Subject to Federal Income Tax for the State: 1982—Con.**

[For meaning of abbreviations and symbols, see introductory text. For explanation of terms and comparability of 1977 and 1982 censuses, see appendix A]

SIC code	Kind of business or operation	All establishments— Receipts per establishment (dollars)	Establishments with payroll				Establishments without payroll— Receipts per establishment (dollars)
			Receipts		Annual payroll per employee <sup>1</sup> (dollars)	Employees per establishment <sup>1</sup> (number)	
			Per establishment (dollars)	Per employee <sup>1</sup> (dollars)			
78, 79	<b>Amusement and recreation services, including motion pictures— Con.</b>						
793	Bowling alleys and billiards and pool establishments -----	††	177 275	17 676	4 305	10	††
7932	Billiard and pool establishments -----	††	142 750	17 569	2 846	8	††
7933	Bowling alleys -----	††	181 803	17 687	4 456	10	††
79 ex. 792, 3	<b>Commercial sports and other amusement and recreation services --</b>	††	158 005	24 824	5 493	6	††
794	Commercial sports -----	††	171 900	35 082	7 286	5	††
7941	Professional sports clubs, managers, promoters -----	††	87 600	9 733	5 667	9	††
7948	Racing, including track operation -----	††	256 200	320 250	25 500	1	††
79 ex. 792, 3, 4	<b>Other amusement and recreation services -----</b>	††	157 229	24 388	5 417	6	††
791	Dance halls, studios, and schools -----	**	(D)	(D)	(D)	(D)	**
7992	Public golf courses -----	**	217 875	67 038	18 000	3	**
7993	Coin-operated amusement device operators -----	**	215 824	54 356	8 956	4	**
7996	Amusement parks -----	**	(D)	(D)	(D)	(D)	**
7997	Membership sports and recreation clubs -----	**	182 629	23 076	5 256	8	**
7999	Amusement and recreation services, n.e.c. -----	**	126 896	17 353	4 319	7	**
7999 pt.	Concession operators of amusement devices, rides -----	**	-	-	-	-	**
7999 pt.	Carnivals, circuses, and fairs -----	**	(D)	(D)	(D)	(D)	**
7999 pt.	Other commercial recreation and amusements -----	**	(D)	(D)	(D)	(D)	**
80, ex. 806	<b>Health services, except hospitals -----</b>	††	222 202	37 343	15 244	6	††
801	Offices of physicians -----	††	277 881	52 114	23 362	5	††
802	Offices of dentists -----	††	129 471	34 793	11 488	4	††
803	Offices of osteopathic physicians -----	††	(D)	(D)	(D)	(D)	††
8041	Offices of chiropractors -----	††	(D)	(D)	(D)	(D)	††
8042	Offices of optometrists -----	††	120 159	49 411	9 902	2	††
805	Nursing and personal care facilities -----	††	856 850	15 897	7 644	54	††
8049, 807, 8, 9	<b>Other health services -----</b>	††	208 921	40 501	13 793	5	††
807	Medical and dental laboratories -----	††	233 156	49 491	18 665	5	††
8071	Medical laboratories -----	††	426 368	57 454	21 206	7	††
8072	Dental laboratories -----	††	91 962	33 676	13 620	3	††
8049, 808, 9	Other health services, n.e.c. -----	††	189 446	34 333	10 450	6	††
81	<b>Legal services -----</b>	††	186 834	50 412	15 394	4	††
823, 4, 9	<b>Selected educational services -----</b>	††	63 125	14 853	4 088	4	††
823	Libraries and information centers -----	**	-	-	-	-	**
824	Correspondence schools and vocational schools -----	**	43 250	17 300	4 000	3	**
829	Schools and educational services, n.e.c. -----	**	83 000	13 833	4 125	6	**
891	<b>Engineering, architectural, and surveying services -----</b>	††	314 311	39 771	18 609	8	††
891 pt.	Architectural services -----	**	278 268	54 486	17 986	5	**
891 pt.	Engineering services -----	**	409 788	38 129	19 824	11	**
891 pt.	Surveying services -----	**	133 000	27 402	13 005	5	**
893	<b>Accounting, auditing, and bookkeeping services -----</b>	††	171 437	32 815	13 960	5	††
83, 892, 9	<b>Social and other services -----</b>	††	109 019	18 370	7 789	6	††
83	Social services -----	**	109 663	15 583	6 893	7	**
835	Child day care services -----	**	53 500	13 116	5 303	4	**
832, 3, 6, 9	Other social services -----	**	160 476	16 520	7 498	10	**
892, 9	Other services -----	**	107 111	40 167	14 792	3	**

<sup>1</sup>Based on number of employees for pay period including March 12.

**Table 3b. Selected Ratios for Firms Exempt From Federal Income Tax for the State: 1982**

[Includes only establishments with payroll. For meaning of abbreviations and symbols, see introductory text. For explanation of terms and comparability of 1977 and 1982 censuses, see appendix A]

SIC code	Kind of business or operation	Revenue		Expenses		Annual payroll per employee <sup>1</sup> (dollars)	Employees per establishment <sup>1</sup> (number)
		Per establishment (dollars)	Per employee <sup>1</sup> (dollars)	Per establishment (dollars)	Per employee <sup>1</sup> (dollars)		
	<b>Total</b> .....	166 419	16 997	151 646	15 488	7 525	10
7011 pt., 7032, 704	Hotels, camps, and membership lodging .....	79 033	16 352	83 300	17 234	5 214	5
7391, 2, 7	Research, testing, and consulting services .....	(D)	(D)	(D)	(D)	(D)	(D)
792, 7997, 7999 pt., 84	Selected amusement, recreation, and related services .....	164 020	20 930	154 531	19 719	9 055	8
805, 8, 9	Selected health services .....	350 798	18 057	339 191	17 460	10 061	19
805	Nursing and personal care facilities .....	918 211	15 745	915 789	15 704	8 931	58
808	Outpatient care facilities .....	179 435	22 475	166 290	20 828	12 608	8
809	Health and allied services, n.e.c. ....	331 250	21 032	309 750	19 667	10 000	16
81	Legal aid societies and similar legal services .....	(D)	(D)	(D)	(D)	(D)	(D)
823, 4, 9	Selected educational services .....	185 167	26 771	175 000	25 301	10 831	7
83	Social services .....	182 017	14 310	164 059	12 898	6 737	13
835	Child day care services .....	57 937	8 129	58 984	8 276	5 171	7
832, 3, 6, 9	Other social services .....	208 605	14 988	186 575	13 405	6 909	14
861, 2, 4, 9	Selected membership organizations .....	114 865	19 097	99 287	16 507	6 452	6
861	Business associations .....	158 182	37 362	114 649	27 080	11 285	4
864	Civic, social, and fraternal associations .....	106 420	14 571	99 062	13 564	5 092	7
862, 9	Other membership organizations .....	99 122	29 223	84 081	24 789	10 351	3
892	Noncommercial educational, scientific, and research organizations .....	310 077	34 453	314 308	34 923	14 291	9

<sup>1</sup>Based on number of employees for pay period including March 12.

**Table 4a. Summary Statistics for Firms Subject to Federal Income Tax for Standard Metropolitan Statistical Areas: 1982**

[For meaning of abbreviations and symbols, see introductory text. For explanation of terms and comparability of 1977 and 1982 censuses, see appendix A. For definitions of SMSA's, see appendix D]

SIC code	Geographic area and kind of business or operation	All establishments				Establishments with payroll				
		Number	Receipts (\$1,000)	Unincorporated businesses or operations		Number	Receipts (\$1,000)	Annual payroll (\$1,000)	First quarter payroll (\$1,000)	Paid employees for pay period including March 12 (number)
				Individual proprietorships (number)	Partnerships (number)					
	<b>BILLINGS SMSA</b>									
	<b>Total</b> .....	††	††	††	††	884	271 651	99 130	23 572	7 308
70	Hotels, motels, and other lodging places .....	††	††	††	††	39	32 697	9 420	2 239	1 395
7011	Hotels, motor hotels, and motels .....	††	††	††	††	35	32 122	9 207	2 194	1 368
7011 pt.	Hotels .....	††	††	††	††	8	16 698	5 902	1 430	952
7011 pt.	Hotels, motor hotels, and tourist courts .....	††	††	††	††	27	15 424	3 305	764	416
702, 3, 4	Other lodging places .....	††	††	††	††	4	575	213	45	27
72	Personal services .....	††	††	††	††	100	13 993	5 011	1 164	610
721	Laundry, cleaning, and garment services .....	††	††	††	††	27	5 535	1 929	451	219
7215	Coin-operated laundries and dry cleaning .....	††	††	††	††	2	(D)	(D)	(D)	(D)
721 ex. 7215	Other laundry, cleaning, and garment services .....	††	††	††	††	25	(D)	(D)	(D)	(D)
7211	Power laundries, family and commercial* .....	**	**	**	**	1	(D)	(D)	(D)	(D)
7216	Dry-cleaning plants, except rug cleaning* .....	**	**	**	**	15	1 763	595	120	89
Other 721	Laundry and cleaning services, n.e.c.* .....	**	**	**	**	9	(D)	(D)	(D)	(D)
722	Photographic studios, portrait .....	††	††	††	††	5	537	108	22	17
723, 4	Beauty and barber shops .....	††	††	††	††	47	3 990	1 778	406	232
723	Beauty shops .....	††	††	††	††	43	3 828	1 726	394	227
724	Barber shops .....	††	††	††	††	4	162	52	12	5
725	Shoe repair, shoe shine, and hat-cleaning shops .....	††	††	††	††	2	(D)	(D)	(D)	(D)
726	Funeral service and crematories .....	††	††	††	††	5	1 472	494	124	32
729	Miscellaneous personal services .....	††	††	††	††	14	(D)	(D)	(D)	(D)
73	Business services .....	††	††	††	††	154	41 637	16 498	3 598	1 285
731	Advertising .....	††	††	††	††	10	2 626	1 003	282	70
734	Services to dwellings and other buildings .....	††	††	††	††	26	2 500	1 058	231	279
737	Computer and data processing services .....	††	††	††	††	14	7 640	2 329	540	121
7392	Management, consulting, and public relations services .....	††	††	††	††	23	9 407	5 528	996	200
7394	Equipment rental and leasing services .....	††	††	††	††	10	3 857	768	151	46
Other 73	Other business services .....	††	††	††	††	71	15 607	5 812	1 398	569

**Table 4a. Summary Statistics for Firms Subject to Federal Income Tax for Standard Metropolitan Statistical Areas: 1982—Con.**

[For meaning of abbreviations and symbols, see introductory text. For explanation of terms and comparability of 1977 and 1982 censuses, see appendix A. For definitions of SMSA's, see appendix D.]

SIC code	Geographic area and kind of business or operation	All establishments				Establishments with payroll				Paid employees for pay period including March 12 (number)
		Number	Receipts (\$1,000)	Unincorporated businesses or operations		Number	Receipts (\$1,000)	Annual payroll (\$1,000)	First quarter payroll (\$1,000)	
				Individual proprietorships (number)	Partnerships (number)					
<b>BILLINGS SMSA—Con.</b>										
75	Automotive repair, services, and garages.....	††	††	††	††	86	27 414	6 804	1 957	494
751	Automotive rental and leasing, without drivers .....	††	††	††	††	7	2 013	225	56	29
752	Automobile parking .....	††	††	††	††	2	(D)	(D)	(D)	(D)
753	Automotive repair shops.....	††	††	††	††	65	22 923	6 000	1 773	379
7538	General automotive repair shops .....	††	††	††	††	21	3 179	809	178	68
7531	Top and body repair shops .....	††	††	††	††	14	2 481	934	219	67
7534, 5, 9	Other automotive repair shops .....	††	††	††	††	30	17 263	4 257	1 376	244
754	Automotive services, except repair .....	††	††	††	††	12	(D)	(D)	(D)	(D)
76	Miscellaneous repair services .....	††	††	††	††	56	14 104	4 118	1 041	338
762	Electrical and electronic repair shops .....	††	††	††	††	15	4 363	1 203	302	96
7622	Radio and TV repair shops .....	††	††	††	††	9	1 125	402	92	43
7623, 9	Other electrical and electronic repair shops .....	††	††	††	††	6	3 238	801	210	53
764	Reupholstery and furniture repair .....	††	††	††	††	7	567	198	44	26
763, 9	Other repair shops and related services.....	††	††	††	††	34	9 174	2 717	695	216
78, 79	Amusement and recreation services, including motion pictures..	††	††	††	††	38	10 281	1 964	528	349
781, 2	Motion picture production, distribution, and services .....	††	††	††	††	-	-	-	-	-
783	Motion picture theaters .....	††	††	††	††	8	(D)	(D)	(D)	(D)
792	Producers, orchestras, and entertainers .....	††	††	††	††	-	-	-	-	-
793	Bowling alleys and billiards and pool establishments .....	††	††	††	††	5	(D)	(D)	(D)	(D)
79 ex. 792, 3	Commercial sports and other amusement and recreation services ..	††	††	††	††	25	4 826	1 096	308	156
80, ex. 806	Health services, except hospitals .....	††	††	††	††	224	72 968	30 709	6 936	1 497
801	Offices of physicians .....	††	††	††	††	107	50 146	22 587	5 267	736
802	Offices of dentists .....	††	††	††	††	70	10 074	3 831	690	289
803	Offices of osteopathic physicians .....	††	††	††	††	1	(D)	(D)	(D)	(D)
8041	Offices of chiropractors .....	††	††	††	††	9	(D)	(D)	(D)	(D)
8042	Offices of optometrists .....	††	††	††	††	11	2 068	441	108	31
805	Nursing and personal care facilities.....	††	††	††	††	4	(D)	(D)	(D)	(D)
8049, 807, 8, 9	Other health services .....	††	††	††	††	22	4 997	1 408	270	172
81	Legal services.....	††	††	††	††	66	19 328	6 895	1 661	353
823, 4, 9	Selected educational services.....	††	††	††	††	1	(D)	(D)	(D)	(D)
891	Engineering, architectural, and surveying services .....	††	††	††	††	52	26 658	13 031	3 270	636
893	Accounting, auditing, and bookkeeping services .....	††	††	††	††	43	10 008	3 874	971	268
83, 892, 9	Social and other services .....	††	††	††	††	25	(D)	(D)	(D)	(D)
83	Social services .....	**	**	**	**	12	(D)	(D)	(D)	(D)
892, 9	Other services .....	**	**	**	**	13	1 809	573	155	31
<b>GREAT FALLS SMSA</b>										
	Total.....	††	††	††	††	523	123 343	43 755	11 035	3 754
70	Hotels, motels, and other lodging places .....	††	††	††	††	23	13 065	4 120	901	577
7011	Hotels, motor hotels, and motels .....	††	††	††	††	20	12 725	4 084	897	572
7011 pt.	Hotels .....	††	††	††	††	5	4 286	1 469	363	229
7011 pt.	Motels, motor hotels, and tourist courts .....	††	††	††	††	15	8 439	2 615	534	343
702, 3, 4	Other lodging places .....	††	††	††	††	3	340	36	4	5
72	Personal services .....	††	††	††	††	72	7 448	2 933	700	354
721	Laundry, cleaning, and garment services .....	††	††	††	††	13	2 338	947	206	95
7215	Coin-operated laundries and dry cleaning .....	††	††	††	††	1	(D)	(D)	(D)	(D)
721 ex. 7215	Other laundry, cleaning, and garment services .....	††	††	††	††	12	(D)	(D)	(D)	(D)
7211	Power laundries, family and commercial* .....	**	**	**	**	-	-	-	-	-
7216	Dry-cleaning plants, except rug cleaning* .....	**	**	**	**	6	(D)	(D)	(D)	(D)
Other 721	Laundry and cleaning services, n.e.c.* .....	**	**	**	**	6	(D)	(D)	(D)	(D)
722	Photographic studios, portrait .....	††	††	††	††	7	246	48	9	15
723, 4	Beauty and barber shops.....	††	††	††	††	39	2 477	1 217	296	142
723	Beauty shops .....	††	††	††	††	31	2 151	1 066	262	123
724	Barber shops .....	††	††	††	††	8	326	151	34	19
725	Shoe repair, shoe shine, and hat-cleaning shops.....	††	††	††	††	2	(D)	(D)	(D)	(D)
726	Funeral service and crematories .....	††	††	††	††	4	1 191	366	94	25
729	Miscellaneous personal services .....	††	††	††	††	7	(D)	(D)	(D)	(D)
73	Business services .....	††	††	††	††	66	18 218	8 272	2 060	779
731	Advertising.....	††	††	††	††	5	1 627	681	208	40
734	Services to dwellings and other buildings .....	††	††	††	††	13	3 545	1 802	433	262
737	Computer and data processing services.....	††	††	††	††	7	4 175	1 865	492	109
7392	Management, consulting, and public relations services .....	††	††	††	††	7	1 052	506	128	41
7394	Equipment rental and leasing services .....	††	††	††	††	9	1 057	169	31	23
Other 73	Other business services .....	††	††	††	††	25	6 762	3 249	768	304

**Table 4a. Summary Statistics for Firms Subject to Federal Income Tax for Standard Metropolitan Statistical Areas: 1982—Con.**

[For meaning of abbreviations and symbols, see introductory text. For explanation of terms and comparability of 1977 and 1982 censuses, see appendix A. For definitions of SMSA's, see appendix D]

SIC code	Geographic area and kind of business or operation	All establishments				Establishments with payroll				
		Number	Receipts (\$1,000)	Unincorporated businesses or operations		Number	Receipts (\$1,000)	Annual payroll (\$1,000)	First quarter payroll (\$1,000)	Paid employees for pay period including March 12 (number)
				Individual proprietorships (number)	Partnerships (number)					
<b>GREAT FALLS SMSA—Con.</b>										
75	Automotive repair, services, and garages.....	††	††	††	††	68	15 378	3 594	859	326
751	Automotive rental and leasing, without drivers .....	††	††	††	††	11	4 419	753	191	72
752	Automobile parking .....	††	††	††	††	5	(D)	(D)	(D)	(D)
753	Automotive repair shops.....	††	††	††	††	44	9 126	2 443	539	181
7538	General automotive repair shops .....	††	††	††	††	17	2 474	697	139	50
7531	Top and body repair shops .....	††	††	††	††	12	3 295	1 014	230	78
7534, 5, 9	Other automotive repair shops .....	††	††	††	††	15	3 357	732	170	53
754	Automotive services, except repair .....	††	††	††	††	8	(D)	(D)	(D)	(D)
76	Miscellaneous repair services .....	††	††	††	††	14	1 820	548	136	52
762	Electrical and electronic repair shops .....	††	††	††	††	3	343	135	34	12
7622	Radio and TV repair shops .....	††	††	††	††	-	(D)	(D)	(D)	(D)
7623, 9	Other electrical and electronic repair shops .....	††	††	††	††	3	(D)	(D)	(D)	(D)
764	Reupholstery and furniture repair .....	††	††	††	††	-	-	-	-	-
763, 9	Other repair shops and related services .....	††	††	††	††	11	1 477	413	102	40
78, 79	Amusement and recreation services, including motion pictures...	††	††	††	††	36	8 052	1 662	458	342
781, 2	Motion picture production, distribution, and services .....	††	††	††	††	3	1 089	214	48	16
783	Motion picture theaters .....	††	††	††	††	5	(D)	(D)	(D)	(D)
792	Producers, orchestras, and entertainers .....	††	††	††	††	-	-	-	-	-
793	Bowling alleys and billiards and pool establishments .....	††	††	††	††	5	(D)	(D)	(D)	(D)
79 ex. 792, 3	Commercial sports and other amusement and recreation services .....	††	††	††	††	23	3 643	688	211	141
80, ex. 806	Health services, except hospitals .....	††	††	††	††	154	34 303	13 889	3 514	803
801	Offices of physicians.....	††	††	††	††	80	22 218	9 960	2 428	396
802	Offices of dentists .....	††	††	††	††	47	5 522	1 617	498	159
803	Offices of osteopathic physicians.....	††	††	††	††	1	(D)	(D)	(D)	(D)
8041	Offices of chiropractors .....	††	††	††	††	2	(D)	(D)	(D)	(D)
8042	Offices of optometrists .....	††	††	††	††	9	(D)	(D)	(D)	(D)
805	Nursing and personal care facilities .....	††	††	††	††	2	(D)	(D)	(D)	(D)
8049, 807, 8, 9	Other health services .....	††	††	††	††	13	2 122	447	113	40
81	Legal services.....	††	††	††	††	42	13 188	3 274	914	205
823, 4, 9	Selected educational services.....	††	††	††	††	3	(D)	(D)	(D)	(D)
891	Engineering, architectural, and surveying services .....	††	††	††	††	20	6 410	2 680	756	127
893	Accounting, auditing, and bookkeeping services .....	††	††	††	††	17	4 986	2 614	694	150
83, 892, 9	Social and other services .....	††	††	††	††	8	(D)	(D)	(D)	(D)
83	Social services .....	**	**	**	**	8	(D)	(D)	(D)	(D)
892, 9	Other services .....	**	**	**	**	-	-	-	-	-

**Table 4b. Summary Statistics for Firms Exempt From Federal Income Tax for Standard Metropolitan Statistical Areas: 1982**

[Includes only establishments with payroll. For meaning of abbreviations and symbols, see introductory text. For explanation of terms and comparability of 1977 and 1982 censuses, see appendix A. For definitions of SMSA's, see appendix D]

SIC code	Geographic area and kind of business or operation	Establishments (number)	Revenue (\$1,000)	Annual payroll (\$1,000)	First quarter payroll (\$1,000)	Paid employees for pay period including March 12 (number)
<b>BILLINGS SMSA</b>						
	Total .....	130	30 761	13 437	3 133	1 659
7011 pt., 7032, 704	Hotels, camps, and membership lodging .....	2	(D)	(D)	(D)	(D)
7391, 2, 7	Research, testing, and consulting services .....	2	(D)	(D)	(D)	(D)
792, 7997, 7999 pt., 84	Selected amusement, recreation, and related services .....	8	2 405	1 181	221	89
805, 8, 9	Selected health services .....	17	6 919	3 507	826	307
805	Nursing and personal care facilities .....	2	(D)	(D)	(D)	(D)
808	Outpatient care facilities .....	13	2 133	1 154	243	74
809	Health and allied services, n.e.c. ....	2	(D)	(D)	(D)	(D)
81	Legal aid societies and similar legal services .....	1	(D)	(D)	(D)	(D)
823, 4, 9	Selected educational services .....	2	(D)	(D)	(D)	(D)

**Table 4b. Summary Statistics for Firms Exempt From Federal Income Tax for Standard Metropolitan Statistical Areas: 1982—Con.**

[Includes only establishments with payroll. For meaning of abbreviations and symbols, see introductory text. For explanation of terms and comparability of 1977 and 1982 censuses, see appendix A. For definitions of SMSA's, see appendix D]

SIC code	Geographic area and kind of business or operation	Establishments (number)	Revenue (\$1,000)	Annual payroll (\$1,000)	First quarter payroll (\$1,000)	Paid employees for pay period including March 12 (number)
	<b>BILLINGS SMSA—Con.</b>					
83	Social services .....	40	12 044	5 477	1 258	766
835	Child day care services .....	6	(D)	(D)	(D)	(D)
832, 3, 6, 9	Other social services .....	34	(D)	(D)	(D)	(D)
861, 2, 4, 9	Selected membership organizations .....	54	8 227	2 849	713	424
861	Business associations .....	10	1 512	686	177	56
864	Civic, social, and fraternal associations .....	32	5 172	1 815	463	333
862, 9	Other membership organizations .....	12	1 543	348	73	35
892	Noncommercial educational, scientific, and research organizations .....	4	282	116	33	30
	<b>GREAT FALLS SMSA</b>					
	Total .....	85	24 454	10 308	2 473	1 276
7011 pt., 7032, 704	Hotels, camps, and membership lodging .....	3	1 069	387	106	67
7391, 2, 7	Research, testing, and consulting services .....	1	(D)	(D)	(D)	(D)
792, 7997, 7999 pt., 84	Selected amusement, recreation, and related services .....	6	1 718	859	184	135
805, 8, 9	Selected health services .....	6	5 132	2 728	637	219
805	Nursing and personal care facilities .....	1	(D)	(D)	(D)	(D)
808	Outpatient care facilities .....	4	(D)	(D)	(D)	(D)
809	Health and allied services, n.e.c. ....	1	(D)	(D)	(D)	(D)
81	Legal aid societies and similar legal services .....	1	(D)	(D)	(D)	(D)
823, 4, 9	Selected educational services .....	1	(D)	(D)	(D)	(D)
83	Social services .....	32	11 249	4 236	985	612
835	Child day care services .....	3	(D)	(D)	(D)	(D)
832, 3, 6, 9	Other social services .....	29	(D)	(D)	(D)	(D)
861, 2, 4, 9	Selected membership organizations .....	35	5 018	1 935	518	233
861	Business associations .....	7	1 185	348	83	34
864	Civic, social, and fraternal associations .....	17	2 016	881	197	139
862, 9	Other membership organizations .....	11	1 817	706	238	60
892	Noncommercial educational, scientific, and research organizations .....	-	-	-	-	-

**Table 5a. Summary Statistics for Firms Subject to Federal Income Tax for the Area Outside Standard Metropolitan Statistical Areas: 1982**

[For meaning of abbreviations and symbols, see introductory text. For explanation of terms and comparability of 1977 and 1982 censuses, see appendix A. For definitions of SMSA's, see appendix D]

SIC code	Kind of business or operation	All establishments				Establishments with payroll				Paid employees for pay period including March 12 (number)
		Number	Receipts (\$1,000)	Unincorporated businesses or operations		Number	Receipts (\$1,000)	Annual payroll (\$1,000)	First quarter payroll (\$1,000)	
				Individual proprietorships (number)	Partnerships (number)					
	Total .....	††	††	††	††	3 607	610 970	202 165	48 077	20 495
70	Hotels, motels, and other lodging places .....	††	††	††	††	421	115 102	28 132	6 167	4 795
7011	Hotels, motor hotels, and motels .....	††	††	††	††	374	112 024	27 604	6 087	4 708
7011 pt.	Hotels .....	††	††	††	††	90	36 838	9 994	2 201	1 579
7011 pt.	Hotels, 25 guestrooms or more .....	††	††	††	††	56	33 974	9 378	2 064	1 451
7011 pt.	Hotels, less than 25 guestrooms .....	††	††	††	††	34	2 864	616	137	128
7011 pt.	Motels, motor hotels, and tourist courts .....	††	††	††	††	284	75 186	17 610	3 886	3 129
7011 pt.	Motels, tourist courts .....	††	††	††	††	260	(D)	(D)	(D)	(D)
7011 pt.	Motor hotels .....	††	††	††	††	24	(D)	(D)	(D)	(D)
702, 3, 4	Other lodging places .....	††	††	††	††	47	3 078	528	80	87
703	Trailer parks and camps .....	††	††	††	††	36	2 409	430	63	55
702, 4	Rooming, boarding, and membership lodging .....	††	††	††	††	11	669	98	17	32

**Table 5a. Summary Statistics for Firms Subject to Federal Income Tax for the Area Outside Standard Metropolitan Statistical Areas: 1982—Con.**

[For meaning of abbreviations and symbols, see introductory text. For explanation of terms and comparability of 1977 and 1982 censuses, see appendix A. For definitions of SMSA's, see appendix D.]

SIC code	Kind of business or operation	All establishments				Establishments with payroll				
		Number	Receipts (\$1,000)	Unincorporated businesses or operations		Number	Receipts (\$1,000)	Annual payroll (\$1,000)	First quarter payroll (\$1,000)	Paid employees for pay period including March 12 (number)
				Individual proprietorships (number)	Partnerships (number)					
72	<b>Personal services</b> .....	††	††	††	††	432	36 321	11 596	2 846	1 645
721	Laundry, cleaning, and garment services .....	††	††	††	††	102	12 871	4 058	1 026	604
7215	Coin-operated laundries and dry cleaning .....	††	††	††	††	39	2 672	494	122	133
721 ex.	Other laundry, cleaning, and garment services .....	††	††	††	††	63	10 199	3 564	904	471
7215	Power laundries, family and commercial* .....	**	**	**	**	7	(D)	(D)	(D)	(D)
7216	Dry-cleaning plants, except rug cleaning* .....	**	**	**	**	37	(D)	(D)	(D)	(D)
Other 721	Laundry and cleaning services, n.e.c.* .....	**	**	**	**	19	4 829	1 756	490	200
7212	Garment pressing and agents for laundries and dry cleaners .....	**	**	**	**	2	(D)	(D)	(D)	(D)
7213	Linen supply* .....	**	**	**	**	4	(D)	(D)	(D)	(D)
7217	Carpet and upholstery cleaning .....	**	**	**	**	7	373	130	26	25
7218	Industrial laundries* .....	**	**	**	**	5	(D)	(D)	(D)	(D)
7214, 9	Other laundry, garment services, including diaper* .....	**	**	**	**	1	(D)	(D)	(D)	(D)
722	Photographic studios, portrait .....	††	††	††	††	24	1 559	313	69	66
723, 4	<b>Beauty and barber shops</b> .....	††	††	††	††	199	9 589	4 044	878	591
723	Beauty shops .....	††	††	††	††	179	8 820	3 765	829	563
724	Barber shops .....	††	††	††	††	20	769	279	49	28
725	Shoe repair, shoe shine, and hat-cleaning shops .....	††	††	††	††	5	(D)	(D)	(D)	(D)
726	Funeral service and crematories .....	††	††	††	††	51	8 162	2 028	519	170
729	Miscellaneous personal services .....	††	††	††	††	51	(D)	(D)	(D)	(D)
73	<b>Business services</b> .....	††	††	††	††	364	52 483	19 645	4 615	1 929
731	<b>Advertising</b> .....	††	††	††	††	14	1 833	928	221	71
7311	Advertising agencies .....	**	**	**	**	9	1 078	525	119	35
7312	Outdoor advertising services .....	**	**	**	**	2	(D)	(D)	(D)	(D)
7313	Radio, TV, publishers' advertising representatives .....	**	**	**	**	-	-	-	-	-
7319	Advertising, n.e.c. .....	**	**	**	**	3	(D)	(D)	(D)	(D)
734	<b>Services to dwellings and other buildings</b> .....	††	††	††	††	87	5 208	2 209	464	501
7341	Window cleaning .....	**	**	**	**	1	(D)	(D)	(D)	(D)
7342	Disinfecting and exterminating services .....	**	**	**	**	1	(D)	(D)	(D)	(D)
7349	Cleaning and maintenance services, n.e.c. .....	**	**	**	**	85	(D)	(D)	(D)	(D)
737	<b>Computer and data processing services</b> .....	††	††	††	††	27	5 086	1 810	422	137
7372	Computer programming and other software services .....	**	**	**	**	11	969	308	54	39
7374	Data processing services .....	**	**	**	**	11	(D)	(D)	(D)	(D)
7379	Computer related services, n.e.c. .....	**	**	**	**	5	(D)	(D)	(D)	(D)
7392	Management, consulting, and public relations services .....	††	††	††	††	56	6 381	2 839	645	178
7394	Equipment rental and leasing services .....	††	††	††	††	37	6 340	1 395	308	109
Other 73	<b>Other business services</b> .....	††	††	††	††	143	27 635	10 464	2 555	933
732	Credit reporting, collection agencies .....	**	**	**	**	23	3 884	1 333	322	146
7331	Direct mail advertising services .....	**	**	**	**	-	-	-	-	-
7332	Blueprinting and photocopying services .....	**	**	**	**	4	581	116	24	13
7333	Commercial photography, art, and graphics .....	**	**	**	**	7	581	135	25	9
7339	Stenographic services; and reproduction services, n.e.c. .....	**	**	**	**	9	(D)	(D)	(D)	(D)
736	<b>Personnel supply services</b> .....	**	**	**	**	11	(D)	(D)	(D)	(D)
7361	Employment agencies .....	**	**	**	**	10	(D)	(D)	(D)	(D)
7362	Help supply services .....	**	**	**	**	1	(D)	(D)	(D)	(D)
7369	Facilities management services .....	**	**	**	**	-	-	-	-	-
7391	Research and development laboratories .....	**	**	**	**	3	(D)	(D)	(D)	(D)
7397	Testing laboratories and facilities .....	**	**	**	**	10	(D)	(D)	(D)	(D)
7393	Detective agencies and protective services .....	**	**	**	**	19	(D)	(D)	(D)	(D)
7395	Photofinishing laboratories* .....	**	**	**	**	3	(D)	(D)	(D)	(D)
7399 pt.	Sign painting shops .....	**	**	**	**	2	(D)	(D)	(D)	(D)
7399 pt.	Interior designing .....	**	**	**	**	4	(D)	(D)	(D)	(D)
7399 pt.	Telephone answering services .....	**	**	**	**	11	(D)	(D)	(D)	(D)
735, 7396, 7399 pt.	Other business services, n.e.c. .....	**	**	**	**	37	3 931	1 241	320	182
75	<b>Automotive repair, services, and garages</b> .....	††	††	††	††	329	52 528	12 171	2 745	1 073
751	Automotive rental and leasing, without drivers .....	††	††	††	††	24	7 605	1 156	267	159
752	<b>Automobile parking</b> .....	††	††	††	††	5	(D)	(D)	(D)	(D)
7523	Parking lots .....	**	**	**	**	4	(D)	(D)	(D)	(D)
7525	Parking structures .....	**	**	**	**	1	(D)	(D)	(D)	(D)
753	<b>Automotive repair shops</b> .....	††	††	††	††	281	43 028	10 363	2 323	832
7538	General automotive repair shops .....	††	††	††	††	135	18 724	4 602	1 028	393
7538 pt.	General automotive repair shops, except diesel .....	**	**	**	**	116	14 950	3 505	796	328
7538 pt.	Diesel repair shops .....	**	**	**	**	19	3 774	1 097	232	65
7531	Top and body repair shops .....	††	††	††	††	85	12 791	3 201	728	247
7534, 5, 9	<b>Other automotive repair shops</b> .....	††	††	††	††	61	11 513	2 560	567	192
7534	Tire retreading and repair shops .....	**	**	**	**	7	(D)	(D)	(D)	(D)
7535	Paint shops .....	**	**	**	**	4	(D)	(D)	(D)	(D)
7539 pt.	Auto electrical and fuel system services .....	**	**	**	**	5	1 164	330	83	23
7539 pt.	Radiator repair .....	**	**	**	**	4	291	47	11	6
7539 pt.	Glass replacement and repair .....	**	**	**	**	8	(D)	(D)	(D)	(D)
7539 pt.	Brake, front end, and wheel alignment .....	**	**	**	**	10	(D)	(D)	(D)	(D)
7539 pt.	Exhaust system services (muffler shops) .....	**	**	**	**	10	1 845	349	77	33
7539 pt.	Transmission repair shops .....	**	**	**	**	11	(D)	(D)	(D)	(D)
7539 pt.	Other automotive repair shops, n.e.c. .....	**	**	**	**	2	(D)	(D)	(D)	(D)
754	<b>Automotive services, except repair</b> .....	††	††	††	††	19	(D)	(D)	(D)	(D)
7542	Car washes .....	**	**	**	**	12	349	105	23	22
7549	Other automotive services .....	**	**	**	**	7	(D)	(D)	(D)	(D)

**Table 5a. Summary Statistics for Firms Subject to Federal Income Tax for the Area Outside Standard Metropolitan Statistical Areas: 1982—Con.**

[For meaning of abbreviations and symbols, see introductory text. For explanation of terms and comparability of 1977 and 1982 censuses, see appendix A. For definitions of SMSA's, see appendix D.]

SIC code	Kind of business or operation	All establishments				Establishments with payroll				
		Number	Receipts (\$1,000)	Unincorporated businesses or operations		Number	Receipts (\$1,000)	Annual payroll (\$1,000)	First quarter payroll (\$1,000)	Paid employees for pay period including March 12 (number)
				Individual proprietorships (number)	Partnerships (number)					
76	Miscellaneous repair services .....	††	††	††	††	163	21 770	6 388	1 406	525
762	Electrical and electronic repair shops .....	††	††	††	††	36	3 755	1 148	270	122
7622	Radio and TV repair shops .....	††	††	††	††	19	(D)	(D)	(D)	(D)
7623, 9	Other electrical and electronic repair shops .....	††	††	††	††	17	(D)	(D)	(D)	(D)
7623	Refrigeration and air-conditioning repair shops .....	††	††	††	††	3	(D)	(D)	(D)	(D)
7629	Electrical and electronic repair shops, n.e.c. ....	**	**	**	**	14	1 763	570	133	57
764	Reupholstery and furniture repair .....	††	††	††	††	15	1 302	328	71	41
763, 9	Other repair shops and related services .....	††	††	††	††	112	16 713	4 912	1 065	362
763	Watch, clock, and jewelry repair .....	**	**	**	**	4	51	20	5	4
769	Miscellaneous repair and related services .....	**	**	**	**	108	16 662	4 892	1 060	358
7692	Welding repair .....	**	**	**	**	40	(D)	(D)	(D)	(D)
7694	Armature rewinding shops .....	**	**	**	**	4	(D)	(D)	(D)	(D)
7699	Repair shops and related services, n.e.c. ....	**	**	**	**	64	(D)	(D)	(D)	(D)
78, 79	Amusement and recreation services, including motion pictures ..	††	††	††	††	279	41 515	8 924	2 381	1 922
781, 2	Motion picture production, distribution, and services .....	††	††	††	††	5	645	195	51	14
783	Motion picture theaters .....	††	††	††	††	63	(D)	(D)	(D)	(D)
7832	Motion picture theaters, except drive-in .....	**	**	**	**	50	(D)	(D)	(D)	(D)
7833	Drive-in motion picture theaters .....	**	**	**	**	13	(D)	(D)	(D)	(D)
792	Producers, orchestras, and entertainers .....	††	††	††	††	11	1 119	252	25	9
7922	Theatrical producers (except motion picture) and miscellaneous theatrical services .....	**	**	**	**	6	848	159	4	2
7929	Bands, orchestras, actors, and other entertainers and entertainment groups .....	**	**	**	**	5	271	93	21	7
793	Bowling alleys and billiards and pool establishments .....	††	††	††	††	59	(D)	(D)	(D)	(D)
7932	Billiard and pool establishments .....	††	††	††	††	7	(D)	(D)	(D)	(D)
7933	Bowling alleys .....	††	††	††	††	52	8 172	1 911	568	457
79 ex. 792, 3	Commercial sports and other amusement and recreation services ..	††	††	††	††	141	21 394	4 824	1 340	906
794	Commercial sports .....	††	††	††	††	5	(D)	(D)	(D)	(D)
7941	Professional sports clubs, managers, promoters .....	††	††	††	††	2	(D)	(D)	(D)	(D)
7948	Racing, including track operation .....	††	††	††	††	3	(D)	(D)	(D)	(D)
79 ex. 792, 3, 4	Other amusement and recreation services .....	††	††	††	††	136	(D)	(D)	(D)	(D)
791	Dance halls, studios, and schools .....	**	**	**	**	2	(D)	(D)	(D)	(D)
7992	Public golf courses .....	**	**	**	**	6	(D)	(D)	(D)	(D)
7993	Coin-operated amusement device operators .....	**	**	**	**	24	(D)	(D)	(D)	(D)
7996	Amusement parks .....	**	**	**	**	1	(D)	(D)	(D)	(D)
7997	Membership sports and recreation clubs .....	**	**	**	**	32	5 212	1 242	238	239
7999	Amusement and recreation services, n.e.c. ....	**	**	**	**	71	9 222	2 423	884	552
7999 pt.	Concession operators of amusement devices, rides .....	**	**	**	**	-	-	-	-	-
7999 pt.	Carnivals, circuses, and fairs .....	**	**	**	**	1	(D)	(D)	(D)	(D)
7999 pt.	Other commercial recreation and amusements .....	**	**	**	**	70	(D)	(D)	(D)	(D)
80, ex. 806	Health services, except hospitals .....	††	††	††	††	909	178 703	72 141	17 036	5 358
801	Offices of physicians .....	††	††	††	††	391	88 251	39 456	9 282	1 950
802	Offices of dentists .....	††	††	††	††	299	38 264	12 336	2 810	1 100
803	Offices of osteopathic physicians .....	††	††	††	††	1	(D)	(D)	(D)	(D)
8041	Offices of chiropractors .....	††	††	††	††	50	(D)	(D)	(D)	(D)
8042	Offices of optometrists .....	††	††	††	††	68	(D)	(D)	(D)	(D)
805	Nursing and personal care facilities .....	††	††	††	††	34	26 624	12 747	2 995	1 728
8049, 807, 8, 9	Other health services .....	††	††	††	††	66	13 982	5 331	1 447	309
807	Medical and dental laboratories .....	††	††	††	††	30	7 248	3 277	916	160
8071	Medical laboratories .....	††	††	††	††	13	(D)	(D)	(D)	(D)
8072	Dental laboratories .....	††	††	††	††	17	(D)	(D)	(D)	(D)
8049, 808, 9	Other health services, n.e.c. ....	††	††	††	††	36	6 734	2 054	531	149
81	Legal services .....	††	††	††	††	314	46 328	13 907	3 554	1 006
823, 4, 9	Selected educational services .....	††	††	††	††	4	310	99	20	21
823	Libraries and information centers .....	**	**	**	**	-	-	-	-	-
824	Correspondence schools and vocational schools .....	**	**	**	**	1	(D)	(D)	(D)	(D)
829	Schools and educational services, n.e.c. ....	**	**	**	**	3	(D)	(D)	(D)	(D)
891	Engineering, architectural, and surveying services .....	††	††	††	††	124	28 537	13 114	3 029	786
891 pt.	Architectural services .....	**	**	**	**	29	4 773	1 794	411	108
891 pt.	Engineering services .....	**	**	**	**	62	19 337	9 221	2 171	518
891 pt.	Surveying services .....	**	**	**	**	33	4 427	2 099	447	160
893	Accounting, auditing, and bookkeeping services .....	††	††	††	††	194	28 551	12 037	3 239	909
83, 892, 9	Social and other services .....	††	††	††	††	74	8 822	4 011	1 039	526
83	Social services .....	**	**	**	**	60	7 739	3 519	895	485
835	Child day care services .....	**	**	**	**	21	1 194	541	149	87
832, 3, 6, 9	Other social services .....	**	**	**	**	39	6 545	2 978	746	398
892, 9	Other services .....	**	**	**	**	14	1 083	492	144	41

**Table 5b. Summary Statistics for Firms Exempt From Federal Income Tax for the Area Outside Standard Metropolitan Statistical Areas: 1982**

[Includes only establishments with payroll. For meaning of abbreviations and symbols, see introductory text. For explanation of terms and comparability of 1977 and 1982 censuses, see appendix A. For definitions of SMSA's, see appendix D]

SIC code	Kind of business or operation	Establishments (number)	Revenue (\$1,000)	Annual payroll (\$1,000)	First quarter payroll (\$1,000)	Paid employees for pay period including March 12 (number)
	<b>Total</b> .....	<b>762</b>	<b>107 376</b>	<b>48 240</b>	<b>11 655</b>	<b>6 631</b>
<b>7011 pt., 7032, 704</b>	<b>Hotels, camps, and membership lodging</b> .....	<b>25</b>	<b>(D)</b>	<b>(D)</b>	<b>(D)</b>	<b>(D)</b>
7011 pt.	Hotels .....	-	-	-	-	-
7032	Sporting and recreational camps .....	-	(D)	(D)	(D)	(D)
704	Organization hotels and lodging houses, on membership basis .....	25	(D)	(D)	(D)	(D)
<b>7391, 2, 7</b>	<b>Research, testing, and consulting services</b> .....	<b>6</b>	<b>1 863</b>	<b>752</b>	<b>197</b>	<b>55</b>
7391	Research and development laboratories .....	2	(D)	(D)	(D)	(D)
7392	Management, consulting, and public relations services .....	4	(D)	(D)	(D)	(D)
7397	Testing laboratories and facilities .....	-	-	-	-	-
<b>792, 7997, 7999 pt., 84</b>	<b>Selected amusement, recreation, and related services</b> .....	<b>35</b>	<b>3 914</b>	<b>1 437</b>	<b>260</b>	<b>160</b>
792	Producers, orchestras, and entertainers .....	5	551	268	84	30
7922	Theatrical producers (except motion picture) and miscellaneous theatrical services .....	4	(D)	(D)	(D)	(D)
7929	Bands, orchestras, actors, and other entertainers and entertainment groups .....	1	(D)	(D)	(D)	(D)
7999 pt., 84	Museums, art galleries, and botanical and zoological gardens .....	11	342	109	18	15
7999 pt.	Commercial museums, art galleries, and botanical and zoological gardens .....	2	(D)	(D)	(D)	(D)
84	Noncommercial museums, art galleries, and botanical and zoological gardens .....	9	(D)	(D)	(D)	(D)
8411	Noncommercial museums and art galleries .....	9	(D)	(D)	(D)	(D)
8421	Noncommercial arboreta, botanical and zoological gardens .....	-	-	-	-	-
7997	Membership sports and recreation clubs .....	17	(D)	(D)	(D)	(D)
7999 pt.	Fairs .....	2	(D)	(D)	(D)	(D)
<b>805, 8, 9</b>	<b>Selected health services</b> .....	<b>66</b>	<b>19 170</b>	<b>11 161</b>	<b>2 643</b>	<b>1 203</b>
805	Nursing and personal care facilities .....	16	(D)	(D)	(D)	(D)
8051	Skilled nursing care facilities .....	10	(D)	(D)	(D)	(D)
8059	Nursing and personal care facilities, n.e.c. .....	6	(D)	(D)	(D)	(D)
808	Outpatient care facilities .....	45	(D)	(D)	(D)	(D)
809	Health and allied services, n.e.c. .....	5	(D)	(D)	(D)	(D)
<b>81</b>	<b>Legal aid societies and similar legal services</b> .....	<b>8</b>	<b>(D)</b>	<b>(D)</b>	<b>(D)</b>	<b>(D)</b>
<b>823, 4, 9</b>	<b>Selected educational services</b> .....	<b>9</b>	<b>1 855</b>	<b>792</b>	<b>182</b>	<b>76</b>
823	Libraries and information centers .....	1	(D)	(D)	(D)	(D)
824	Correspondence schools and vocational schools .....	2	(D)	(D)	(D)	(D)
8241, 9	Correspondence and vocational schools, except vocational high schools, n.e.c. .....	2	(D)	(D)	(D)	(D)
8243, 4	Data processing, business, and secretarial schools .....	-	-	-	-	-
829	Schools and educational services, n.e.c. .....	6	(D)	(D)	(D)	(D)
<b>83</b>	<b>Social services</b> .....	<b>285</b>	<b>41 687</b>	<b>20 879</b>	<b>4 928</b>	<b>3 163</b>
835	Child day care services .....	54	2 701	1 751	489	346
832, 3, 6, 9	Other social services .....	231	38 986	19 128	4 439	2 817
832	Individual and family social services .....	80	9 538	5 424	1 164	794
833	Job training and vocational rehabilitation services .....	45	12 013	6 311	1 546	868
836	Residential care .....	56	9 019	4 459	1 023	67
839	Social services, n.e.c. .....	50	8 416	2 934	706	482
<b>861, 2, 4, 9</b>	<b>Selected membership organizations</b> .....	<b>319</b>	<b>33 620</b>	<b>11 050</b>	<b>2 849</b>	<b>1 797</b>
861	Business associations .....	60	9 483	2 645	684	236
864	Civic, social, and fraternal associations .....	208	20 162	6 861	1 804	1 405
862, 9	Other membership organizations .....	51	3 975	1 544	361	156
862	Professional membership organizations .....	17	1 419	469	119	40
869	Membership organizations, n.e.c. .....	34	2 556	1 075	242	116
<b>892</b>	<b>Noncommercial educational, scientific, and research organizations</b> .....	<b>9</b>	<b>3 749</b>	<b>1 556</b>	<b>396</b>	<b>87</b>



**Table 6. Summary Statistics for Firms Subject to Federal Income Tax for Counties With 300 Establishments or More: 1982**

[For meaning of abbreviations and symbols, see introductory text. For explanation of terms and comparability of 1977 and 1982 censuses, see appendix A. For information on geographic areas followed by Δ, see appendix F]

SIC code	Geographic area and kind of business or operation	All establishments				Establishments with payroll				
		Number	Receipts (\$1,000)	Unincorporated businesses or operations		Number	Receipts (\$1,000)	Annual payroll (\$1,000)	First quarter payroll (\$1,000)	Paid employees for pay period including March 12 (number)
				Individual proprietorships (number)	Partnerships (number)					
	<b>CASCADE COUNTY</b> (Coextensive with Great Falls, Mont., SMSA; see table 4a.)									
	<b>FLATHEAD COUNTY</b>									
	Total.....	††	††	††	††	409	65 538	19 959	4 568	2 097
70	Hotels, motels, and other lodging places.....	††	††	††	††	45	16 252	3 665	757	577
7011	Hotels, motor hotels, and motels.....	††	††	††	††	40	16 000	3 609	753	573
7011 pt.	Hotels.....	††	††	††	††	10	2 216	531	135	113
7011 pt.	Motels, motor hotels, and tourist courts.....	††	††	††	††	30	13 784	3 078	618	460
702, 3, 4	Other lodging places.....	††	††	††	††	5	252	56	4	4
72	Personal services.....	††	††	††	††	47	3 450	1 142	253	161
721	Laundry, cleaning, and garment services.....	††	††	††	††	9	1 178	402	101	61
7215	Coin-operated laundries and dry cleaning.....	††	††	††	††	2	(D)	(D)	(D)	(D)
721 ex. 7215	Other laundry, cleaning, and garment services.....	††	††	††	††	7	(D)	(D)	(D)	(D)
7211	Power laundries, family and commercial*.....	**	**	**	**	-	-	-	-	-
7216	Dry-cleaning plants, except rug cleaning*.....	**	**	**	**	5	394	130	33	21
Other 721	Laundry and cleaning services, n.e.c.*.....	**	**	**	**	2	(D)	(D)	(D)	(D)
722	Photographic studios, portrait.....	††	††	††	††	2	(D)	(D)	(D)	(D)
723, 4	Beauty and barber shops.....	††	††	††	††	26	1 078	505	101	65
723	Beauty shops.....	††	††	††	††	20	908	427	89	57
724	Barber shops.....	††	††	††	††	6	170	78	12	8
725	Shoe repair, shoe shine, and hat-cleaning shops.....	††	††	††	††	-	(D)	(D)	(D)	(D)
726	Funeral service and crematories.....	††	††	††	††	3	568	102	24	10
729	Miscellaneous personal services.....	††	††	††	††	7	(D)	(D)	(D)	(D)
73	Business services.....	††	††	††	††	47	4 272	1 471	369	200
731	Advertising.....	††	††	††	††	-	-	-	-	-
734	Services to dwellings and other buildings.....	††	††	††	††	13	608	279	66	73
737	Computer and data processing services.....	††	††	††	††	1	(D)	(D)	(D)	(D)
7392	Management, consulting, and public relations services.....	††	††	††	††	6	746	477	125	38
7394	Equipment rental and leasing services.....	††	††	††	††	6	759	188	48	18
Other 73	Other business services.....	††	††	††	††	21	(D)	(D)	(D)	(D)
75	Automotive repair, services, and garages.....	††	††	††	††	32	3 253	938	214	83
751	Automotive rental and leasing, without drivers.....	††	††	††	††	2	(D)	(D)	(D)	(D)
752	Automobile parking.....	††	††	††	††	1	(D)	(D)	(D)	(D)
753	Automotive repair shops.....	††	††	††	††	26	2 844	860	195	73
7538	General automotive repair shops.....	††	††	††	††	11	1 201	446	97	28
7531	Top and body repair shops.....	††	††	††	††	9	1 146	298	72	35
7534, 5, 9	Other automotive repair shops.....	††	††	††	††	6	497	116	26	10
754	Automotive services, except repair.....	††	††	††	††	3	164	26	9	2
76	Miscellaneous repair services.....	††	††	††	††	22	2 697	640	155	65
762	Electrical and electronic repair shops.....	††	††	††	††	4	565	148	34	15
7622	Radio and TV repair shops.....	††	††	††	††	3	(D)	(D)	(D)	(D)
7623, 9	Other electrical and electronic repair shops.....	††	††	††	††	1	(D)	(D)	(D)	(D)
764	Reupholstery and furniture repair.....	††	††	††	††	2	(D)	(D)	(D)	(D)
763, 9	Other repair shops and related services.....	††	††	††	††	16	(D)	(D)	(D)	(D)
78, 79	Amusement and recreation services, including motion pictures.....	††	††	††	††	31	6 531	1 163	338	220
781, 2	Motion picture production, distribution, and services.....	††	††	††	††	-	-	-	-	-
783	Motion picture theaters.....	††	††	††	††	5	(D)	(D)	(D)	(D)
792	Producers, orchestras, and entertainers.....	††	††	††	††	2	(D)	(D)	(D)	(D)
793	Bowling alleys and billiards and pool establishments.....	††	††	††	††	3	(D)	(D)	(D)	(D)
79 ex. 792, 3	Commercial sports and other amusement and recreation services.....	††	††	††	††	21	4 764	870	276	167
80, ex. 806	Health services, except hospitals.....	††	††	††	††	115	19 308	7 645	1 701	536
801	Offices of physicians.....	††	††	††	††	53	10 427	4 836	1 086	215
802	Offices of dentists.....	††	††	††	††	38	4 879	1 202	271	126
803	Offices of osteopathic physicians.....	††	††	††	††	1	(D)	(D)	(D)	(D)
8041	Offices of chiropractors.....	††	††	††	††	8	797	123	28	17
8042	Offices of optometrists.....	††	††	††	††	6	(D)	(D)	(D)	(D)
805	Nursing and personal care facilities.....	††	††	††	††	2	(D)	(D)	(D)	(D)
8049, 807, 8, 9	Other health services.....	††	††	††	††	7	886	483	85	34
81	Legal services.....	††	††	††	††	31	4 373	1 426	326	91
823, 4, 9	Selected educational services.....	††	††	††	††	1	(D)	(D)	(D)	(D)
891	Engineering, architectural, and surveying services.....	††	††	††	††	14	(D)	(D)	(D)	(D)
893	Accounting, auditing, and bookkeeping services.....	††	††	††	††	23	2 778	748	200	77
83, 892, 9	Social and other services.....	††	††	††	††	1	(D)	(D)	(D)	(D)
83	Social services.....	**	**	**	**	1	(D)	(D)	(D)	(D)
892, 9	Other services.....	**	**	**	**	-	-	-	-	-

**Table 6. Summary Statistics for Firms Subject to Federal Income Tax for Counties With 300 Establishments or More: 1982—Con.**

[For meaning of abbreviations and symbols, see introductory text. For explanation of terms and comparability of 1977 and 1982 censuses, see appendix A. For information on geographic areas followed by Δ, see appendix F]

SIC code	Geographic area and kind of business or operation	All establishments				Establishments with payroll				
		Number	Receipts (\$1,000)	Unincorporated businesses or operations		Number	Receipts (\$1,000)	Annual payroll (\$1,000)	First quarter payroll (\$1,000)	Paid employees for pay period including March 12 (number)
				Individual proprietorships (number)	Partnerships (number)					
<b>GALLATIN COUNTY</b>										
	<b>Total</b> .....	††	††	††	††	369	67 457	23 019	5 957	2 607
70	<b>Hotels, motels, and other lodging places</b> .....	††	††	††	††	58	19 452	4 788	1 414	1 003
7011	Hotels, motor hotels, and motels.....	††	††	††	††	50	19 110	4 722	1 398	992
7011 pt.	Hotels.....	††	††	††	††	9	8 799	2 371	904	594
7011 pt.	Motels, motor hotels, and tourist courts.....	††	††	††	††	41	10 311	2 351	494	398
702, 3, 4	Other lodging places.....	††	††	††	††	8	342	66	16	11
72	<b>Personal services</b> .....	††	††	††	††	41	3 596	1 188	288	172
721	Laundry, cleaning, and garment services.....	††	††	††	††	9	1 061	453	109	59
7215	Coin-operated laundries and dry cleaning.....	††	††	††	††	2	(D)	(D)	(D)	(D)
721 ex.	Other laundry, cleaning, and garment services.....	††	††	††	††	7	(D)	(D)	(D)	(D)
7215	Power laundries, family and commercial*.....	**	**	**	**	1	(D)	(D)	(D)	(D)
7216	Dry-cleaning plants, except rug cleaning*.....	**	**	**	**	4	282	97	22	18
Other 721	Laundry and cleaning services, n.e.c.*.....	**	**	**	**	2	(D)	(D)	(D)	(D)
722	Photographic studios, portrait.....	††	††	††	††	3	(D)	(D)	(D)	(D)
723, 4	Beauty and barber shops.....	††	††	††	††	17	1 126	448	87	65
723	Beauty shops.....	††	††	††	††	16	(D)	(D)	(D)	(D)
724	Barber shops.....	††	††	††	††	1	(D)	(D)	(D)	(D)
725	Shoe repair, shoe shine, and hat-cleaning shops.....	††	††	††	††	1	(D)	(D)	(D)	(D)
726	Funeral service and crematories.....	††	††	††	††	3	467	96	46	10
729	Miscellaneous personal services.....	††	††	††	††	8	607	131	33	28
73	<b>Business services</b> .....	††	††	††	††	39	4 449	1 858	359	235
731	Advertising.....	††	††	††	††	1	(D)	(D)	(D)	(D)
734	Services to dwellings and other buildings.....	††	††	††	††	9	1 093	487	57	94
737	Computer and data processing services.....	††	††	††	††	6	797	320	85	41
7392	Management, consulting, and public relations services.....	††	††	††	††	8	1 108	525	114	36
7394	Equipment rental and leasing services.....	††	††	††	††	2	(D)	(D)	(D)	(D)
Other 73	Other business services.....	††	††	††	††	13	(D)	(D)	(D)	(D)
75	<b>Automotive repair, services, and garages</b> .....	††	††	††	††	37	6 086	1 462	318	128
751	Automotive rental and leasing, without drivers.....	††	††	††	††	6	1 733	221	54	32
752	Automobile parking.....	††	††	††	††	1	(D)	(D)	(D)	(D)
753	Automotive repair shops.....	††	††	††	††	27	4 200	1 194	254	88
7538	General automotive repair shops.....	††	††	††	††	17	3 005	844	181	64
7531	Top and body repair shops.....	††	††	††	††	5	808	230	50	16
7534, 5, 9	Other automotive repair shops.....	††	††	††	††	5	387	120	23	8
754	Automotive services, except repair.....	††	††	††	††	3	(D)	(D)	(D)	(D)
76	<b>Miscellaneous repair services</b> .....	††	††	††	††	25	2 379	706	157	72
762	Electrical and electronic repair shops.....	††	††	††	††	6	531	236	55	25
7622	Radio and TV repair shops.....	††	††	††	††	1	(D)	(D)	(D)	(D)
7623, 9	Other electrical and electronic repair shops.....	††	††	††	††	5	(D)	(D)	(D)	(D)
764	Reupholstery and furniture repair.....	††	††	††	††	7	496	126	27	17
763, 9	Other repair shops and related services.....	††	††	††	††	12	1 352	344	75	30
78, 79	<b>Amusement and recreation services, including motion pictures</b> .....	††	††	††	††	20	4 578	1 282	458	271
781, 2	Motion picture production, distribution, and services.....	††	††	††	††	2	(D)	(D)	(D)	(D)
783	Motion picture theaters.....	††	††	††	††	5	(D)	(D)	(D)	(D)
792	Producers, orchestras, and entertainers.....	††	††	††	††	1	(D)	(D)	(D)	(D)
793	Bowling alleys and billiards and pool establishments.....	††	††	††	††	1	(D)	(D)	(D)	(D)
79 ex. 792, 3	Commercial sports and other amusement and recreation services.....	††	††	††	††	11	2 000	788	326	128
80, ex. 806	<b>Health services, except hospitals</b> .....	††	††	††	††	77	15 832	6 902	1 735	417
801	Offices of physicians.....	††	††	††	††	30	7 634	3 718	861	168
802	Offices of dentists.....	††	††	††	††	28	3 168	1 058	253	102
803	Offices of osteopathic physicians.....	††	††	††	††	-	-	-	-	-
8041	Offices of chiropractors.....	††	††	††	††	-	-	71	2	8
8042	Offices of optometrists.....	††	††	††	††	5	301	296	58	13
805	Nursing and personal care facilities.....	††	††	††	††	5	296	58	13	11
8049, 807, 8, 9	Other health services.....	††	††	††	††	1	(D)	(D)	(D)	(D)
81	<b>Legal services</b> .....	††	††	††	††	24	4 320	1 786	473	85
823, 4, 9	<b>Selected educational services</b> .....	††	††	††	††	-	-	-	-	-
891	<b>Engineering, architectural, and surveying services</b> .....	††	††	††	††	18	3 500	1 610	354	107
893	<b>Accounting, auditing, and bookkeeping services</b> .....	††	††	††	††	19	2 969	1 307	360	83
83, 892, 9	<b>Social and other services</b> .....	††	††	††	††	11	296	130	41	34
83	Social services.....	**	**	**	**	8	231	108	31	28
892, 9	Other services.....	**	**	**	**	3	65	22	10	6

**Table 6. Summary Statistics for Firms Subject to Federal Income Tax for Counties With 300 Establishments or More: 1982—Con.**

[For meaning of abbreviations and symbols, see introductory text. For explanation of terms and comparability of 1977 and 1982 censuses, see appendix A. For information on geographic areas followed by Δ, see appendix F]

SIC code	Geographic area and kind of business or operation	All establishments				Establishments with payroll				Paid employees for pay period including March 12 (number)
		Number	Receipts (\$1,000)	Unincorporated businesses or operations		Number	Receipts (\$1,000)	Annual payroll (\$1,000)	First quarter payroll (\$1,000)	
				Individual proprietorships (number)	Partnerships (number)					
<b>LEWIS AND CLARK COUNTY</b>										
	Total.....	††	††	††	††	323	66 883	23 822	5 846	2 059
70	Hotels, motels, and other lodging places.....	††	††	††	††	23	7 019	2 158	449	353
7011	Hotels, motor hotels, and motels.....	††	††	††	††	18	6 654	2 084	437	334
7011 pt.	Hotels.....	††	††	††	††	5	529	106	6	19
7011 pt.	Motels, motor hotels, and tourist courts.....	††	††	††	††	13	6 125	1 978	431	315
702, 3, 4	Other lodging places.....	††	††	††	††	5	365	74	12	19
72	Personal services.....	††	††	††	††	31	2 894	1 072	240	145
721	Laundry, cleaning, and garment services.....	††	††	††	††	8	869	276	60	45
7215	Coin-operated laundries and dry cleaning.....	††	††	††	††	2	(D)	(D)	(D)	(D)
721 ex.	Other laundry, cleaning, and garment services.....	††	††	††	††	6	(D)	(D)	(D)	(D)
7215	Power laundries, family and commercial*.....	..	..	..	..	-	-	-	-	-
7211	Dry-cleaning plants, except rug cleaning*.....	..	..	..	..	3	265	48	11	8
7216	Laundry and cleaning services, n.e.c.*.....	..	..	..	..	3	(D)	(D)	(D)	(D)
Other 721										
722	Photographic studios, portrait.....	††	††	††	††	-	-	-	-	-
723, 4	Beauty and barber shops.....	††	††	††	††	16	1 105	508	111	61
723	Beauty shops.....	††	††	††	††	15	(D)	(D)	(D)	(D)
724	Barber shops.....	††	††	††	††	1	(D)	(D)	(D)	(D)
725	Shoe repair, shoe shine, and hat-cleaning shops.....	††	††	††	††	-	-	-	-	-
726	Funeral service and crematories.....	††	††	††	††	2	(D)	(D)	(D)	(D)
729	Miscellaneous personal services.....	††	††	††	††	5	(D)	(D)	(D)	(D)
73	Business services.....	††	††	††	††	59	8 967	3 789	887	339
731	Advertising.....	††	††	††	††	6	1 141	681	159	56
734	Services to dwellings and other buildings.....	††	††	††	††	13	1 000	447	104	99
737	Computer and data processing services.....	††	††	††	††	6	2 235	761	174	42
7392	Management, consulting, and public relations services.....	††	††	††	††	10	1 383	556	150	30
7394	Equipment rental and leasing services.....	††	††	††	††	3	329	81	16	10
Other 73	Other business services.....	††	††	††	††	21	2 879	1 263	284	102
75	Automotive repair, services, and garages.....	††	††	††	††	27	4 981	1 098	239	93
751	Automotive rental and leasing, without drivers.....	††	††	††	††	4	(D)	(D)	(D)	(D)
752	Automobile parking.....	††	††	††	††	1	(D)	(D)	(D)	(D)
753	Automotive repair shops.....	††	††	††	††	22	3 203	900	187	68
7538	General automotive repair shops.....	††	††	††	††	7	901	231	45	19
7531	Top and body repair shops.....	††	††	††	††	7	1 036	260	65	23
7534, 5, 9	Other automotive repair shops.....	††	††	††	††	8	1 266	409	77	26
754	Automotive services, except repair.....	††	††	††	††	-	-	-	-	-
76	Miscellaneous repair services.....	††	††	††	††	8	887	306	70	29
762	Electrical and electronic repair shops.....	††	††	††	††	3	347	94	23	12
7622	Radio and TV repair shops.....	††	††	††	††	2	(D)	(D)	(D)	(D)
7623, 9	Other electrical and electronic repair shops.....	††	††	††	††	1	(D)	(D)	(D)	(D)
764	Reupholstery and furniture repair.....	††	††	††	††	-	-	-	-	-
763, 9	Other repair shops and related services.....	††	††	††	††	5	540	212	47	17
78, 79	Amusement and recreation services, including motion pictures.....	††	††	††	††	17	4 134	782	176	141
781, 2	Motion picture production, distribution, and services.....	††	††	††	††	-	-	-	-	-
783	Motion picture theaters.....	††	††	††	††	4	(D)	(D)	(D)	(D)
792	Producers, orchestras, and entertainers.....	††	††	††	††	-	-	-	-	-
793	Bowling alleys and billiards and pool establishments.....	††	††	††	††	2	(D)	(D)	(D)	(D)
79 ex. 792, 3	Commercial sports and other amusement and recreation services.....	††	††	††	††	11	2 399	362	65	52
80, ex. 806	Health services, except hospitals.....	††	††	††	††	87	18 515	6 771	1 671	496
801	Offices of physicians.....	††	††	††	††	37	6 970	2 790	648	141
802	Offices of dentists.....	††	††	††	††	28	4 771	1 658	390	122
803	Offices of osteopathic physicians.....	††	††	††	††	-	-	-	-	-
8041	Offices of chiropractors.....	††	††	††	††	4	(D)	(D)	(D)	(D)
8042	Offices of optometrists.....	††	††	††	††	4	836	161	27	18
805	Nursing and personal care facilities.....	††	††	††	††	4	(D)	(D)	(D)	(D)
8049, 807, 8, 9	Other health services.....	††	††	††	††	10	2 926	941	314	68
81	Legal services.....	††	††	††	††	33	6 805	1 681	505	124
823, 4, 9	Selected educational services.....	††	††	††	††	-	-	-	-	-
891	Engineering, architectural, and surveying services.....	††	††	††	††	19	8 226	3 999	1 019	205
893	Accounting, auditing, and bookkeeping services.....	††	††	††	††	14	4 143	2 015	557	119
83, 892, 9	Social and other services.....	††	††	††	††	5	312	151	33	15
83	Social services.....	..	..	..	..	3	(D)	(D)	(D)	(D)
892, 9	Other services.....	..	..	..	..	2	(D)	(D)	(D)	(D)

**Table 6. Summary Statistics for Firms Subject to Federal Income Tax for Counties With 300 Establishments or More: 1982—Con.**

[For meaning of abbreviations and symbols, see introductory text. For explanation of terms and comparability of 1977 and 1982 censuses, see appendix A. For information on geographic areas followed by Δ, see appendix F.]

SIC code	Geographic area and kind of business or operation	All establishments				Establishments with payroll				
		Number	Receipts (\$1,000)	Unincorporated businesses or operations		Number	Receipts (\$1,000)	Annual payroll (\$1,000)	First quarter payroll (\$1,000)	Paid employees for pay period including March 12 (number)
				Individual proprietorships (number)	Partnerships (number)					
<b>MISSOULA COUNTY</b>										
	Total.....	††	††	††	††	591	116 817	40 160	9 481	3 434
70	Hotels, motels, and other lodging places.....	††	††	††	††	43	11 848	2 529	575	477
7011	Hotels, motor hotels, and motels.....	††	††	††	††	39	11 529	2 491	568	469
7011 pt.	Hotels.....	††	††	††	††	11	1 545	427	116	84
7011 pt.	Motels, motor hotels, and tourist courts.....	††	††	††	††	28	9 984	2 064	452	385
702, 3, 4	Other lodging places.....	††	††	††	††	4	319	38	7	8
72	Personal services.....	††	††	††	††	72	(D)	(D)	(D)	(D)
721	Laundry, cleaning, and garment services.....	††	††	††	††	21	2 969	855	257	130
7215	Coin-operated laundries and dry cleaning.....	††	††	††	††	10	943	154	36	42
721 ex.	Other laundry, cleaning, and garment services.....	††	††	††	††	11	2 026	701	221	88
7215	Power laundries, family and commercial*.....	**	**	**	**	-	-	-	-	-
7216	Dry-cleaning plants, except rug cleaning*.....	**	**	**	**	6	844	181	37	32
Other 721	Laundry and cleaning services, n.e.c.*.....	**	**	**	**	5	1 182	520	184	56
722	Photographic studios, portrait.....	††	††	††	††	6	599	150	30	35
723, 4	Beauty and barber shops.....	††	††	††	††	32	1 745	660	145	99
723	Beauty shops.....	††	††	††	††	26	1 436	573	129	89
724	Barber shops.....	††	††	††	††	6	309	87	16	10
725	Shoe repair, shoe shine, and hat-cleaning shops.....	††	††	††	††	2	(D)	(D)	(D)	(D)
726	Funeral service and crematories.....	††	††	††	††	3	(D)	(D)	(D)	(D)
729	Miscellaneous personal services.....	††	††	††	††	8	(D)	(D)	(D)	(D)
73	Business services.....	††	††	††	††	88	11 570	3 921	888	451
731	Advertising.....	††	††	††	††	6	(D)	(D)	(D)	(D)
734	Services to dwellings and other buildings.....	††	††	††	††	21	772	269	68	68
737	Computer and data processing services.....	††	††	††	††	6	1 324	528	118	33
7392	Management, consulting, and public relations services.....	††	††	††	††	18	1 728	746	153	41
7394	Equipment rental and leasing services.....	††	††	††	††	5	(D)	(D)	(D)	(D)
Other 73	Other business services.....	††	††	††	††	32	6 553	2 015	471	281
75	Automotive repair, services, and garages.....	††	††	††	††	55	16 312	3 739	833	296
751	Automotive rental and leasing, without drivers.....	††	††	††	††	6	(D)	(D)	(D)	(D)
752	Automobile parking.....	††	††	††	††	1	(D)	(D)	(D)	(D)
753	Automotive repair shops.....	††	††	††	††	45	12 902	3 122	689	209
7538	General automotive repair shops.....	††	††	††	††	22	4 821	1 197	269	87
7531	Top and body repair shops.....	††	††	††	††	11	2 686	924	203	53
7534, 5, 9	Other automotive repair shops.....	††	††	††	††	12	5 395	1 001	217	69
754	Automotive services, except repair.....	††	††	††	††	3	(D)	(D)	(D)	(D)
76	Miscellaneous repair services.....	††	††	††	††	21	3 652	1 086	252	73
762	Electrical and electronic repair shops.....	††	††	††	††	5	646	227	54	19
7622	Radio and TV repair shops.....	††	††	††	††	2	(D)	(D)	(D)	(D)
7623, 9	Other electrical and electronic repair shops.....	††	††	††	††	3	(D)	(D)	(D)	(D)
764	Reupholstery and furniture repair.....	††	††	††	††	4	507	106	24	10
763, 9	Other repair shops and related services.....	††	††	††	††	12	2 499	753	174	44
78, 79	Amusement and recreation services, including motion pictures.....	††	††	††	††	31	6 148	1 211	278	218
781, 2	Motion picture production, distribution, and services.....	††	††	††	††	1	(D)	(D)	(D)	(D)
783	Motion picture theaters.....	††	††	††	††	7	1 800	289	62	68
792	Producers, orchestras, and entertainers.....	††	††	††	††	3	(D)	(D)	(D)	(D)
793	Bowling alleys and billiards and pool establishments.....	††	††	††	††	5	1 332	272	73	59
79 ex. 792, 3	Commercial sports and other amusement and recreation services.....	††	††	††	††	15	2 441	602	136	86
80, ex. 806	Health services, except hospitals.....	††	††	††	††	179	39 957	17 683	4 192	1 065
801	Offices of physicians.....	††	††	††	††	84	24 542	12 098	2 896	485
802	Offices of dentists.....	††	††	††	††	57	8 090	2 728	622	234
803	Offices of osteopathic physicians.....	††	††	††	††	-	-	-	-	-
8041	Offices of chiropractors.....	††	††	††	††	9	705	109	24	12
8042	Offices of optometrists.....	††	††	††	††	7	526	85	20	15
805	Nursing and personal care facilities.....	††	††	††	††	5	4 083	1 970	477	265
8049, 807, 8, 9	Other health services.....	††	††	††	††	17	2 011	693	153	54
81	Legal services.....	††	††	††	††	44	9 045	2 465	693	196
823, 4, 9	Selected educational services.....	††	††	††	††	1	(D)	(D)	(D)	(D)
891	Engineering, architectural, and surveying services.....	††	††	††	††	21	5 052	2 381	455	125
893	Accounting, auditing, and bookkeeping services.....	††	††	††	††	25	4 881	2 502	639	147
83, 892, 9	Social and other services.....	††	††	††	††	11	1 142	474	106	54
83	Social services.....	**	**	**	**	8	1 032	425	98	50
892, 9	Other services.....	**	**	**	**	3	110	49	8	4
<b>YELLOWSTONE COUNTY</b> (Coextensive with Billings, Mont., SMSA; see table 4a.)										

**Table 7. Summary Statistics for Firms Subject to Federal Income Tax for Places With 300 Establishments or More: 1982**

[For meaning of abbreviations and symbols, see introductory text. For explanation of terms and comparability of 1977 and 1982 censuses, see appendix A. For information on geographic areas followed by Δ, see appendix F]

SIC code	Geographic area and kind of business or operation	All establishments				Establishments with payroll				
		Number	Receipts (\$1,000)	Unincorporated businesses or operations		Number	Receipts (\$1,000)	Annual payroll (\$1,000)	First quarter payroll (\$1,000)	Paid employees for pay period including March 12 (number)
				Individual proprietorships (number)	Partnerships (number)					
	<b>BILLINGS</b>									
	Total.....	††	††	††	††	766	252 102	93 263	22 270	6 712
70	Hotels, motels, and other lodging places.....	††	††	††	††	33	(D)	(D)	(D)	(D)
7011	Hotels, motor hotels, and motels.....	††	††	††	††	31	(D)	(D)	(D)	(D)
7011 pt.	Hotels.....	††	††	††	††	7	(D)	(D)	(D)	(D)
7011 pt.	Motels, motor hotels, and tourist courts.....	††	††	††	††	24	(D)	(D)	(D)	(D)
702, 3, 4	Other lodging places.....	††	††	††	††	2	(D)	(D)	(D)	(D)
72	Personal services.....	††	††	††	††	80	12 171	4 371	1 024	532
721	Laundry, cleaning, and garment services.....	††	††	††	††	20	4 921	1 725	410	192
7215	Coin-operated laundries and dry cleaning.....	††	††	††	††	2	(D)	(D)	(D)	(D)
721 ex.	Other laundry, cleaning, and garment services.....	††	††	††	††	18	(D)	(D)	(D)	(D)
7215	Power laundries, family and commercial*.....	..	..	..	..	1	(D)	(D)	(D)	(D)
7211	Dry-cleaning plants, except rug cleaning*.....	..	..	..	..	10	1 239	426	87	66
7216	Laundry and cleaning services, n.e.c.*.....	..	..	..	..	7	3 393	1 245	310	114
Other 721										
722	Photographic studios, portrait.....	††	††	††	††	4	(D)	(D)	(D)	(D)
723, 4	Beauty and barber shops.....	††	††	††	††	38	3 441	1 494	339	193
723	Beauty shops.....	††	††	††	††	35	(D)	(D)	(D)	(D)
724	Barber shops.....	††	††	††	††	3	(D)	(D)	(D)	(D)
725	Shoe repair, shoe shine, and hat-cleaning shops.....	††	††	††	††	2	(D)	(D)	(D)	(D)
726	Funeral service and crematories.....	††	††	††	††	4	(D)	(D)	(D)	(D)
729	Miscellaneous personal services.....	††	††	††	††	12	1 555	505	118	97
73	Business services.....	††	††	††	††	135	39 618	15 844	3 469	1 170
731	Advertising.....	††	††	††	††	10	2 626	1 003	282	70
734	Services to dwellings and other buildings.....	††	††	††	††	22	2 096	908	197	234
737	Computer and data processing services.....	††	††	††	††	14	7 640	2 329	540	121
7392	Management, consulting, and public relations services.....	††	††	††	††	22	(D)	(D)	(D)	(D)
7394	Equipment rental and leasing services.....	††	††	††	††	7	3 374	675	139	41
Other 73	Other business services.....	††	††	††	††	60	(D)	(D)	(D)	(D)
75	Automotive repair, services, and garages.....	††	††	††	††	65	24 420	5 993	1 768	428
751	Automotive rental and leasing, without drivers.....	††	††	††	††	6	(D)	(D)	(D)	(D)
752	Automobile parking.....	††	††	††	††	1	(D)	(D)	(D)	(D)
753	Automotive repair shops.....	††	††	††	††	50	20 875	5 357	1 625	336
7538	General automotive repair shops.....	††	††	††	††	13	2 079	541	121	46
7531	Top and body repair shops.....	††	††	††	††	9	(D)	(D)	(D)	(D)
7534, 5, 9	Other automotive repair shops.....	††	††	††	††	28	(D)	(D)	(D)	(D)
754	Automotive services, except repair.....	††	††	††	††	8	1 563	403	85	62
76	Miscellaneous repair services.....	††	††	††	††	46	10 788	3 305	825	277
762	Electrical and electronic repair shops.....	††	††	††	††	14	(D)	(D)	(D)	(D)
7622	Radio and TV repair shops.....	††	††	††	††	8	(D)	(D)	(D)	(D)
7623, 9	Other electrical and electronic repair shops.....	††	††	††	††	6	3 238	801	210	53
764	Reupholstery and furniture repair.....	††	††	††	††	7	567	198	44	26
763, 9	Other repair shops and related services.....	††	††	††	††	25	(D)	(D)	(D)	(D)
78, 79	Amusement and recreation services, including motion pictures.....	††	††	††	††	31	8 359	1 560	444	301
781, 2	Motion picture production, distribution, and services.....	††	††	††	††	-	-	-	-	-
783	Motion picture theaters.....	††	††	††	††	6	(D)	(D)	(D)	(D)
792	Producers, orchestras, and entertainers.....	††	††	††	††	-	-	-	-	-
793	Bowling alleys and billiards and pool establishments.....	††	††	††	††	3	(D)	(D)	(D)	(D)
79 ex. 792, 3	Commercial sports and other amusement and recreation services.....	††	††	††	††	22	(D)	(D)	(D)	(D)
80, ex. 806	Health services, except hospitals.....	††	††	††	††	205	69 115	29 267	6 626	1 387
801	Offices of physicians.....	††	††	††	††	102	48 874	22 070	5 187	721
802	Offices of dentists.....	††	††	††	††	63	9 123	3 489	610	260
803	Offices of osteopathic physicians.....	††	††	††	††	-	-	-	-	-
8041	Offices of chiropractors.....	††	††	††	††	7	(D)	(D)	(D)	(D)
8042	Offices of optometrists.....	††	††	††	††	2	1 668	417	101	27
805	Nursing and personal care facilities.....	††	††	††	††	2	(D)	(D)	(D)	(D)
8049, 807, 8, 9	Other health services.....	††	††	††	††	22	4 997	1 408	270	172
81	Legal services.....	††	††	††	††	63	19 236	6 866	1 653	349
823, 4, 9	Selected educational services.....	††	††	††	††	1	(D)	(D)	(D)	(D)
891	Engineering, architectural, and surveying services.....	††	††	††	††	49	26 270	12 862	3 248	624
893	Accounting, auditing, and bookkeeping services.....	††	††	††	††	39	9 422	3 584	906	248
83, 892, 9	Social and other services.....	††	††	††	††	19	2 161	699	184	58
83	Social services.....	..	..	..	..	7	(D)	(D)	(D)	(D)
892, 9	Other services.....	..	..	..	..	12	(D)	(D)	(D)	(D)

**Table 7. Summary Statistics for Firms Subject to Federal Income Tax for Places With 300 Establishments or More: 1982—Con.**

[For meaning of abbreviations and symbols, see introductory text. For explanation of terms and comparability of 1977 and 1982 censuses, see appendix A. For information on geographic areas followed by Δ, see appendix F]

SIC code	Geographic area and kind of business or operation	All establishments				Establishments with payroll				
		Number	Receipts (\$1,000)	Unincorporated businesses or operations		Number	Receipts (\$1,000)	Annual payroll (\$1,000)	First quarter payroll (\$1,000)	Paid employees for pay period including March 12 (number)
				Individual proprietorships (number)	Partnerships (number)					
<b>GREAT FALLS</b>										
	<b>Total</b> .....	††	††	††	††	497	118 855	42 901	10 799	3 622
70	<b>Hotels, motels, and other lodging places</b> .....	††	††	††	††	21	(D)	(D)	(D)	(D)
7011	Hotels, motor hotels, and motels.....	††	††	††	††	19	(D)	(D)	(D)	(D)
7011 pt.	Hotels.....	††	††	††	††	5	4 286	1 469	363	229
7011 pt.	Motels, motor hotels, and tourist courts.....	††	††	††	††	14	(D)	(D)	(D)	(D)
702, 3, 4	Other lodging places.....	††	††	††	††	2	(D)	(D)	(D)	(D)
72	<b>Personal services</b> .....	††	††	††	††	72	7 448	2 933	700	354
721	Laundry, cleaning, and garment services.....	††	††	††	††	13	2 338	947	206	95
7215	Coin-operated laundries and dry cleaning.....	††	††	††	††	1	(D)	(D)	(D)	(D)
721 ex.	Other laundry, cleaning, and garment services.....	††	††	††	††	12	(D)	(D)	(D)	(D)
7215	Power laundries, family and commercial*.....	**	**	**	**	-	-	-	-	-
7216	Dry-cleaning plants, except rug cleaning*.....	**	**	**	**	6	(D)	(D)	(D)	(D)
Other 721	Laundry and cleaning services, n.e.c.*.....	**	**	**	**	6	(D)	(D)	(D)	(D)
722	Photographic studios, portrait.....	††	††	††	††	7	246	48	9	15
723, 4	Beauty and barber shops.....	††	††	††	††	39	2 477	1 217	296	142
723	Beauty shops.....	††	††	††	††	31	2 151	1 066	262	123
724	Barber shops.....	††	††	††	††	8	326	151	34	19
725	Shoe repair, shoe shine, and hat-cleaning shops.....	††	††	††	††	2	(D)	(D)	(D)	(D)
726	Funeral service and crematories.....	††	††	††	††	4	1 191	366	94	25
729	Miscellaneous personal services.....	††	††	††	††	7	(D)	(D)	(D)	(D)
73	<b>Business services</b> .....	††	††	††	††	62	17 941	8 166	2 034	770
731	Advertising.....	††	††	††	††	5	1 627	681	208	40
734	Services to dwellings and other buildings.....	††	††	††	††	11	(D)	(D)	(D)	(D)
737	Computer and data processing services.....	††	††	††	††	7	4 175	1 865	492	109
7392	Management, consulting, and public relations services.....	††	††	††	††	6	(D)	(D)	(D)	(D)
7394	Equipment rental and leasing services.....	††	††	††	††	8	(D)	(D)	(D)	(D)
Other 73	Other business services.....	††	††	††	††	25	6 762	3 249	768	304
75	<b>Automotive repair, services, and garages</b> .....	††	††	††	††	57	12 729	3 190	770	296
751	Automotive rental and leasing, without drivers.....	††	††	††	††	10	(D)	(D)	(D)	(D)
752	Automobile parking.....	††	††	††	††	4	(D)	(D)	(D)	(D)
753	Automotive repair shops.....	††	††	††	††	36	(D)	(D)	(D)	(D)
7538	General automotive repair shops.....	††	††	††	††	14	(D)	(D)	(D)	(D)
7531	Top and body repair shops.....	††	††	††	††	11	(D)	(D)	(D)	(D)
7534, 5, 9	Other automotive repair shops.....	††	††	††	††	11	(D)	(D)	(D)	(D)
754	Automotive services, except repair.....	††	††	††	††	7	1 364	278	102	49
76	<b>Miscellaneous repair services</b> .....	††	††	††	††	13	(D)	(D)	(D)	(D)
762	Electrical and electronic repair shops.....	††	††	††	††	3	343	135	34	12
7622	Radio and TV repair shops.....	††	††	††	††	-	(D)	(D)	(D)	(D)
7623, 9	Other electrical and electronic repair shops.....	††	††	††	††	3	(D)	(D)	(D)	(D)
764	Reupholstery and furniture repair.....	††	††	††	††	-	-	-	-	-
763, 9	Other repair shops and related services.....	††	††	††	††	10	(D)	(D)	(D)	(D)
78, 79	<b>Amusement and recreation services, including motion pictures</b> .....	††	††	††	††	33	7 166	1 447	370	264
781, 2	Motion picture production, distribution, and services.....	††	††	††	††	3	1 089	214	48	16
783	Motion picture theaters.....	††	††	††	††	5	(D)	(D)	(D)	(D)
792	Producers, orchestras, and entertainers.....	††	††	††	††	-	-	-	-	-
793	Bowling alleys and billiards and pool establishments.....	††	††	††	††	4	1 210	424	115	87
79 ex. 792, 3	Commercial sports and other amusement and recreation services.....	††	††	††	††	21	(D)	(D)	(D)	(D)
80, ex. 806	<b>Health services, except hospitals</b> .....	††	††	††	††	151	34 109	13 826	3 494	800
801	Offices of physicians.....	††	††	††	††	79	(D)	(D)	(D)	(D)
802	Offices of dentists.....	††	††	††	††	46	(D)	(D)	(D)	(D)
803	Offices of osteopathic physicians.....	††	††	††	††	1	(D)	(D)	(D)	(D)
8041	Offices of chiropractors.....	††	††	††	††	2	(D)	(D)	(D)	(D)
8042	Offices of optometrists.....	††	††	††	††	8	(D)	(D)	(D)	(D)
805	Nursing and personal care facilities.....	††	††	††	††	2	(D)	(D)	(D)	(D)
8049, 807, 8, 9	Other health services.....	††	††	††	††	13	2 122	447	113	40
81	<b>Legal services</b> .....	††	††	††	††	42	13 188	3 274	914	205
823, 4, 9	<b>Selected educational services</b> .....	††	††	††	††	2	(D)	(D)	(D)	(D)
891	<b>Engineering, architectural, and surveying services</b> .....	††	††	††	††	20	6 410	2 680	756	127
893	<b>Accounting, auditing, and bookkeeping services</b> .....	††	††	††	††	17	(D)	(D)	(D)	(D)
83, 892, 9	<b>Social and other services</b> .....	††	††	††	††	7	382	148	38	28
83	Social services.....	**	**	**	**	7	382	148	38	28
892, 9	Other services.....	**	**	**	**	-	-	-	-	-

**Table 7. Summary Statistics for Firms Subject to Federal Income Tax for Places With 300 Establishments or More: 1982—Con.**

[For meaning of abbreviations and symbols, see introductory text. For explanation of terms and comparability of 1977 and 1982 censuses, see appendix A. For information on geographic areas followed by Δ, see appendix F]

SIC code	Geographic area and kind of business or operation	All establishments				Establishments with payroll				
		Number	Receipts (\$1,000)	Unincorporated businesses or operations		Number	Receipts (\$1,000)	Annual payroll (\$1,000)	First quarter payroll (\$1,000)	Paid employees for pay period including March 12 (number)
				Individual proprietorships (number)	Partnerships (number)					
	<b>MISSOULA</b>									
	Total .....	††	††	††	††	538	106 193	36 708	8 699	3 054
70	Hotels, motels, and other lodging places .....	††	††	††	††	34	10 190	2 211	480	397
7011	Hotels, motor hotels, and motels .....	††	††	††	††	32	(D)	(D)	(D)	(D)
7011 pt.	Hotels .....	††	††	††	††	7	(D)	(D)	(D)	(D)
7011 pt.	Motels, motor hotels, and tourist courts .....	††	††	††	††	25	8 980	1 860	405	339
702, 3, 4	Other lodging places .....	††	††	††	††	2	(D)	(D)	(D)	(D)
72	Personal services .....	††	††	††	††	68	(D)	(D)	(D)	(D)
721	Laundry, cleaning, and garment services .....	††	††	††	††	19	(D)	(D)	(D)	(D)
7215	Coin-operated laundries and dry cleaning .....	††	††	††	††	9	(D)	(D)	(D)	(D)
721 ex.	Other laundry, cleaning, and garment services .....	††	††	††	††	10	(D)	(D)	(D)	(D)
7215										
7211	Power laundries, family and commercial* .....	**	**	**	**	-	-	-	-	-
7216	Dry-cleaning plants, except rug cleaning* .....	**	**	**	**	6	844	181	37	32
Other 721	Laundry and cleaning services, n.e.c.* .....	**	**	**	**	4	(D)	(D)	(D)	(D)
722	Photographic studios, portrait .....	††	††	††	††	6	599	150	30	35
723, 4	Beauty and barber shops .....	††	††	††	††	30	(D)	(D)	(D)	(D)
723	Beauty shops .....	††	††	††	††	25	(D)	(D)	(D)	(D)
724	Barber shops .....	††	††	††	††	5	(D)	(D)	(D)	(D)
725	Shoe repair, shoe shine, and hat-cleaning shops .....	††	††	††	††	2	(D)	(D)	(D)	(D)
726	Funeral service and crematories .....	††	††	††	††	3	(D)	(D)	(D)	(D)
729	Miscellaneous personal services .....	††	††	††	††	8	851	272	80	52
73	Business services .....	††	††	††	††	75	8 798	3 049	698	344
731	Advertising .....	††	††	††	††	6	(D)	(D)	(D)	(D)
734	Services to dwellings and other buildings .....	††	††	††	††	18	(D)	(D)	(D)	(D)
737	Computer and data processing services .....	††	††	††	††	5	(D)	(D)	(D)	(D)
7392	Management, consulting, and public relations services .....	††	††	††	††	13	543	233	49	17
7394	Equipment rental and leasing services .....	††	††	††	††	4	430	85	11	11
Other 73	Other business services .....	††	††	††	††	29	(D)	(D)	(D)	(D)
75	Automotive repair, services, and garages .....	††	††	††	††	51	15 306	3 462	766	282
751	Automotive rental and leasing, without drivers .....	††	††	††	††	6	(D)	(D)	(D)	(D)
752	Automobile parking .....	††	††	††	††	1	(D)	(D)	(D)	(D)
753	Automotive repair shops .....	††	††	††	††	41	11 896	2 845	622	195
7538	General automotive repair shops .....	††	††	††	††	19	(D)	(D)	(D)	(D)
7531	Top and body repair shops .....	††	††	††	††	11	2 686	924	203	53
7534, 5, 9	Other automotive repair shops .....	††	††	††	††	11	(D)	(D)	(D)	(D)
754	Automotive services, except repair .....	††	††	††	††	3	(D)	(D)	(D)	(D)
76	Miscellaneous repair services .....	††	††	††	††	20	(D)	(D)	(D)	(D)
762	Electrical and electronic repair shops .....	††	††	††	††	5	646	227	54	19
7622	Radio and TV repair shops .....	††	††	††	††	2	(D)	(D)	(D)	(D)
7623, 9	Other electrical and electronic repair shops .....	††	††	††	††	3	(D)	(D)	(D)	(D)
764	Reupholstery and furniture repair .....	††	††	††	††	4	507	106	24	10
763, 9	Other repair shops and related services .....	††	††	††	††	11	(D)	(D)	(D)	(D)
78, 79	Amusement and recreation services, including motion pictures .....	††	††	††	††	27	5 724	1 183	277	214
781, 2	Motion picture production, distribution, and services .....	††	††	††	††	1	(D)	(D)	(D)	(D)
783	Motion picture theaters .....	††	††	††	††	6	(D)	(D)	(D)	(D)
792	Producers, orchestras, and entertainers .....	††	††	††	††	2	(D)	(D)	(D)	(D)
793	Bowling alleys and billiards and pool establishments .....	††	††	††	††	5	1 332	272	73	59
79 ex. 792, 3	Commercial sports and other amusement and recreation services .....	††	††	††	††	13	(D)	(D)	(D)	(D)
80, ex. 806	Health services, except hospitals .....	††	††	††	††	166	36 449	15 967	3 795	911
801	Offices of physicians .....	††	††	††	††	80	(D)	(D)	(D)	(D)
802	Offices of dentists .....	††	††	††	††	54	7 945	2 705	617	225
803	Offices of osteopathic physicians .....	††	††	††	††	-	-	-	-	-
8041	Offices of chiropractors .....	††	††	††	††	8	(D)	(D)	(D)	(D)
8042	Offices of optometrists .....	††	††	††	††	7	526	95	20	15
805	Nursing and personal care facilities .....	††	††	††	††	3	(D)	(D)	(D)	(D)
8049, 807, 8, 9	Other health services .....	††	††	††	††	14	1 845	643	147	50
81	Legal services .....	††	††	††	††	44	9 045	2 465	693	196
823, 4, 9	Selected educational services .....	††	††	††	††	-	-	-	-	-
891	Engineering, architectural, and surveying services .....	††	††	††	††	18	4 855	2 329	448	120
893	Accounting, auditing, and bookkeeping services .....	††	††	††	††	25	(D)	(D)	(D)	(D)
83, 892, 9	Social and other services .....	††	††	††	††	10	(D)	(D)	(D)	(D)
83	Social services .....	**	**	**	**	8	1 032	425	98	50
892, 9	Other services .....	**	**	**	**	2	(D)	(D)	(D)	(D)

**Table 8. Summary Statistics for Firms Subject to Federal Income Tax for Counties and for Places With 2,500 Inhabitants or More: 1982**

[For meaning of abbreviations and symbols, see introductory text. For explanation of terms and comparability of 1977 and 1982 censuses, see appendix A. For information on geographic areas followed by Δ, see appendix F.]

Geographic area	All establishments			Selected kind-of-business or operation groups										Legal services (SIC 81)			
	Number	Unincorporated businesses or operations		Total		Hotels, motels, and other lodging places (SIC 70)		Automotive repair, services, and garages (SIC 75)		Amusement and recreation services, including motion pictures (SIC 78, 79)		Health services, except hospitals (SIC 80, ex. 806)			Receipts (\$1,000)	Number	
		Receipts (\$1,000)	Individual proprietorships (no.)	Partnerships (no.)	Number	Receipts (\$1,000)	Annual payroll (\$1,000)	First quarter payroll (\$1,000)	Paid employees for pay period including March 12 (no.)	Number	Receipts (\$1,000)	Number	Receipts (\$1,000)				Number
Montana	11	11	11	5 014	1 005 964	345 050	82 684	31 557	160 864	483	95 320	353	59 848	1 287	285 974	422	78 844
Beaverhead County	11	11	11	52	6 479	1 873	492	320	2 239	5	495	5	140	12	2 019	8	707
Dillon	11	11	11	44	5 858	1 720	450	291	2 102	2	(D)	3	(D)	12	2 019	8	707
Balance of county	11	11	11	8	521	153	42	29	137	2	(D)	2	(D)	(D)	(D)	(D)	(D)
Big Horn County	11	11	11	35	4 090	1 346	337	139	(D)	3	(D)	4	305	5	920	4	485
Hardin	11	11	11	28	3 209	986	237	114	(D)	2	(D)	3	(D)	5	920	4	485
Balance of county	11	11	11	7	881	360	100	25	(D)	1	(D)	1	(D)	(D)	(D)	(D)	(D)
Blaine County	11	11	11	26	4 913	1 434	324	152	(D)	4	566	3	(D)	4	(D)	3	450
Broadwater County	11	11	11	12	838	185	40	24	(D)	1	(D)	1	(D)	4	230	1	(D)
Carbon County	11	11	11	27	4 388	1 337	345	228	921	1	(D)	4	1 002	5	1 809	3	(D)
Carter County	11	11	11	2	(D)	(D)	(D)	(D)	(D)	(D)	(D)	(D)	(D)	(D)	(D)	(D)	(D)
Cascade County	11	11	11	53	123 343	43 755	11 035	3 754	13 065	68	15 378	36	8 052	154	34 303	42	13 188
Great Falls	11	11	11	497	118 855	42 901	10 799	3 622	(D)	57	12 729	33	7 186	151	34 109	42	13 188
Balance of county	11	11	11	26	4 488	854	236	132	(D)	11	2 649	3	886	3	194	(D)	(D)
Chouteau County	11	11	11	26	2 026	535	103	84	505	2	(D)	4	237	7	721	2	(D)
Custer County	11	11	11	88	15 856	4 996	1 289	573	3 218	11	1 467	10	1 528	16	4 363	9	1 010
Miles City	11	11	11	84	15 585	4 942	1 284	557	3 218	11	1 467	9	1 528	16	4 363	9	1 010
Balance of county	11	11	11	4	271	54	15	16	(D)	(D)	(D)	1	(D)	(D)	(D)	(D)	(D)
Daniels County	11	11	11	18	1 671	431	118	65	505	2	(D)	3	238	1	422	1	(D)
Dawson County	11	11	11	88	15 882	4 921	1 243	572	(D)	9	1 097	5	648	14	2 885	3	(D)
Glendive	11	11	11	75	14 736	4 622	1 167	513	3 104	8	(D)	4	(D)	14	2 885	3	(D)
Balance of county	11	11	11	13	1 146	299	76	59	(D)	1	(D)	1	(D)	(D)	(D)	(D)	(D)
Deer Lodge County Δ	11	11	11	40	6 905	2 274	471	298	(D)	1	(D)	5	502	11	1 340	6	777
Atacornia-Deer Lodge County Δ	11	11	11	40	6 905	2 274	471	298	(D)	4	(D)	5	502	11	1 340	6	777
Fallon County	11	11	11	20	2 897	717	160	76	(D)	2	(D)	2	(D)	4	485	1	(D)
Fergus County	11	11	11	78	10 531	3 836	932	397	1 807	4	494	3	(D)	27	4 878	10	567
Lewistown	11	11	11	73	9 858	3 743	912	389	(D)	3	(D)	2	(D)	27	4 878	10	567
Balance of county	11	11	11	5	673	93	20	8	(D)	1	(D)	1	(D)	(D)	(D)	(D)	(D)
Flathead County	11	11	11	409	65 538	19 959	4 568	2 097	16 252	32	3 253	31	6 531	115	19 308	31	4 373
Columbia Falls	11	11	11	33	2 974	646	153	105	2 553	3	119	6	658	11	1 098	3	167
Kalspell	11	11	11	247	41 946	13 333	3 033	1 207	9 853	19	1 813	16	2 281	77	12 910	22	(D)
Whitefish	11	11	11	52	8 312	2 557	617	302	3 251	3	(D)	3	(D)	17	3 363	4	544
Balance of county	11	11	11	77	12 306	3 423	765	483	3 295	7	(D)	8	(D)	10	1 937	2	(D)
Gallatin County	11	11	11	369	67 457	23 019	5 957	2 607	19 452	37	6 086	20	4 578	77	15 832	24	4 320
Bozeman	11	11	11	268	48 307	17 221	4 171	1 654	8 704	24	4 089	13	2 579	68	15 199	24	4 320
Balance of county	11	11	11	101	19 150	5 798	1 786	953	10 748	13	1 997	7	1 999	9	633	(D)	(D)
Garfield County	11	11	11	(D)	(D)	(D)	(D)	(D)	(D)	(D)	(D)	(D)	(D)	(D)	(D)	(D)	(D)
Glacier County	11	11	11	63	16 929	4 832	722	356	10 291	10	1 305	2	(D)	9	1 113	2	(D)
Cut Bank	11	11	11	43	6 868	1 865	493	234	(D)	9	(D)	1	(D)	8	(D)	2	(D)
Balance of county	11	11	11	20	10 241	2 967	223	122	(D)	2	(D)	1	(D)	1	(D)	(D)	(D)
Golden Valley County	11	11	11	(D)	(D)	(D)	(D)	(D)	(D)	(D)	(D)	(D)	(D)	(D)	(D)	(D)	(D)
Granite County	11	11	11	7	390	95	19	16	(D)	(D)	(D)	3	34	1	(D)	(D)	(D)
Hill County	11	11	11	122	22 479	6 727	1 620	742	3 259	17	1 879	12	2 083	19	5 644	8	1 923
Have	11	11	11	106	26 507	6 066	1 450	641	3 259	16	(D)	8	(D)	19	5 644	8	1 923
Balance of county	11	11	11	16	1 972	659	170	101	(D)	1	(D)	4	(D)	(D)	(D)	(D)	(D)
Jefferson County	11	11	11	19	3 623	1 549	369	164	(D)	3	(D)	2	(D)	5	1 796	3	595





**Table 8. Summary Statistics for Firms Subject to Federal Income Tax for Counties and for Places With 2,500 Inhabitants or More: 1982—Con.**

[For meaning of abbreviations and symbols, see introductory text. For explanation of terms and comparability of 1977 and 1982 censuses, see appendix A. For information on geographic areas followed by Δ, see appendix F.]

Geographic area	All establishments				Establishments with payroll											
	Num-ber	Receipts (\$1,000)	Unincorporated businesses or operations		Total	Paid employees for pay period including March 12 (no.)	Hotels, motels, and other lodging places (SIC 70)		Automotive repair, services, and garages (SIC 75)		Amusement and recreation services, including motion pictures (SIC 78, 79)		Health services, except hospitals (SIC 80, ex. 806)		Legal services (SIC 81)	
			Individual proprietorships (no.)	Partnerships (no.)			Num-ber	Receipts (\$1,000)	Num-ber	Receipts (\$1,000)	Num-ber	Receipts (\$1,000)	Num-ber	Receipts (\$1,000)	Num-ber	Receipts (\$1,000)
Montana—Con.																
Sheridan County	††	††	††	††	167	5	1 075	4	437	4	384	4	596	2	(D)	
Silver Bow County Δ	††	††	††	††	1 808	13	6 330	21	3 446	16	3 215	90	23 065	26	4 953	
Butte-Silver Bow Δ	††	††	††	††	1 808	13	6 330	21	3 446	16	3 215	90	23 065	26	4 953	
Stillwater County	††	††	††	††	74	2	(D)	4	(D)	1	(D)	8	1 281	3	(D)	
Sweet Grass County	††	††	††	††	109	7	1 794	1	(D)	2	(D)	1	(D)	3	(D)	
Teton County	††	††	††	††	92	3	84	1	(D)	3	208	7	728	4	247	
Toole County	††	††	††	††	115	6	493	3	161	2	(D)	5	517	2	(D)	
Shelby	††	††	††	††	115	6	493	3	161	2	(D)	5	517	2	(D)	
Balance of county	††	††	††	††	-	-	-	-	-	-	-	-	-	-	-	
Treasure County	††	††	††	††	(D)	-	(D)	1	(D)	-	-	-	-	1	(D)	
Valley County	††	††	††	††	207	6	1 028	6	693	1	(D)	9	1 449	7	844	
Glasgow	††	††	††	††	(D)	5	(D)	6	693	1	(D)	9	1 449	7	844	
Balance of county	††	††	††	††	(D)	1	(D)	-	-	-	-	-	-	-	-	
Wheatland County	††	††	††	††	47	2	(D)	1	(D)	-	(D)	1	(D)	1	(D)	
Wibaux County	††	††	††	††	(D)	-	(D)	-	-	-	-	-	-	2	(D)	
Yellowstone County	††	††	††	††	7 308	39	32 697	86	27 414	38	10 281	224	72 968	66	19 328	
Billings	††	††	††	††	6 712	33	(D)	65	24 420	31	8 359	205	69 115	63	19 236	
Laurel	††	††	††	††	118	3	363	3	(D)	1	(D)	9	1 820	2	(D)	
Balance of county	††	††	††	††	478	3	(D)	18	(D)	6	(D)	10	2 033	1	(D)	
Yellowstone National Park	††	††	††	††	-	-	-	-	-	-	-	-	-	-	-	

**Table 9. Counties Ranked by Volume of Receipts of Firms Subject to Federal Income Tax: 1982**

[Includes only establishments with payroll. For meaning of abbreviations and symbols, see introductory text. For explanation of terms and comparability of 1977 and 1982 censuses, see appendix A. For information on geographic areas followed by Δ, see appendix F]

Geographic area	Rank <sup>1</sup>	Receipts (\$1,000)	Cumulative		Geographic area	Rank <sup>1</sup>	Receipts (\$1,000)	Cumulative	
			Receipts (\$1,000)	Percent of State total				Receipts (\$1,000)	Percent of State total
Montana .....	(X)	1 005 964	1 005 964	100.0	Montana—Con.				
Yellowstone .....	1	271 651	271 651	27.0	Fallon .....	30	2 897	977 049	97.1
Cascade .....	2	123 343	394 994	39.3	Pondera .....	31	2 741	979 790	97.4
Missoula .....	3	116 817	511 811	50.9	Sweet Grass .....	32	2 628	982 418	97.7
Gallatin .....	4	67 457	579 268	57.6	Stillwater .....	33	2 421	984 839	97.9
Lewis and Clark .....	5	66 883	646 151	64.2	Phillips .....	34	2 351	987 190	98.1
Flathead .....	6	65 538	711 689	70.7	Madison .....	35	2 275	989 465	98.4
Silver Bow Δ .....	7	62 883	774 572	77.0	Chouteau .....	36	2 026	991 491	98.6
Hill .....	8	22 479	797 051	79.2	Sanders .....	37	1 870	993 361	98.7
Glacier .....	9	16 929	813 980	80.9	Teton .....	38	1 752	995 113	98.9
Dawson .....	10	15 882	829 862	82.5	Daniels .....	39	1 671	996 784	99.1
Custer .....	11	15 856	845 718	84.1	Musselshell .....	40	1 283	998 067	99.2
Ravalli .....	12	14 041	859 759	85.5	Powder River .....	41	1 224	999 291	99.3
Park .....	13	13 462	873 221	86.8	Meagher .....	42	1 188	1 000 479	99.5
Richland .....	14	12 556	885 777	88.1	Wheatland .....	43	1 028	1 001 507	99.6
Fergus .....	15	10 531	896 308	89.1	Liberty .....	44	867	1 002 374	99.6
Lincoln .....	16	10 250	906 558	90.1	Mineral .....	45	855	1 003 229	99.7
Lake .....	17	8 343	914 901	90.9	Broadwater .....	46	838	1 004 667	99.8
Deer Lodge Δ .....	18	6 905	921 806	91.6	Prairie .....	47	592	1 004 659	99.9
Roosevelt .....	19	6 740	928 546	92.3	McCone .....	48	467	1 005 126	99.9
Beaverhead .....	20	6 479	935 025	92.9	Granite .....	49	390	1 005 516	100.0
Valley .....	21	5 696	940 721	93.5	Judith Basin .....	50	199	1 005 715	100.0
Rosebud .....	22	4 953	945 674	94.0	Golden Valley .....	51	-	1 005 715	100.0
Blaine .....	23	4 913	950 587	94.5	Yellowstone National Park .....	52	-	1 005 715	100.0
Sheridan .....	24	4 534	955 121	94.9	Carter .....	(X)	(D)	(X)	(X)
Carbon .....	25	4 388	959 509	95.4	Garfield .....	(X)	(D)	(X)	(X)
Big Horn .....	26	4 090	963 599	95.8	Petroleum .....	(X)	(D)	(X)	(X)
Powell .....	27	3 774	967 373	96.2	Treasure .....	(X)	(D)	(X)	(X)
Jefferson .....	28	3 623	970 996	96.5	Wibaux .....	(X)	(D)	(X)	(X)
Toole .....	29	3 156	974 152	96.8					


<sup>1</sup>Counties with suppressed receipts (if applicable) are listed at end of table rather than by rank to avoid disclosing data for individual companies.

**Table 10. Places With 2,500 Inhabitants or More Ranked by Volume of Receipts of Firms Subject to Federal Income Tax: 1982**

[Includes only establishments with payroll. For meaning of abbreviations and symbols, see introductory text. For explanation of terms and comparability of 1977 and 1982 censuses, see appendix A. For information on geographic areas followed by Δ, see appendix F]

Geographic area	Rank <sup>1</sup>	Receipts (\$1,000)	Cumulative		Geographic area	Rank <sup>1</sup>	Receipts (\$1,000)	Cumulative	
			Receipts (\$1,000)	Percent of State total				Receipts (\$1,000)	Percent of State total
Montana .....	(X)	1 005 964	1 005 964	100.0	Montana—Con.				
Billings .....	1	252 102	252 102	25.1	Hamilton .....	16	6 808	797 721	79.3
Great Falls .....	2	118 855	370 957	36.9	Cut Bank .....	17	6 688	804 409	80.0
Missoula .....	3	106 193	477 150	47.4	Dillon .....	18	5 958	810 367	80.6
Butte-Silver Bow Δ .....	4	62 883	540 033	53.7	Libby .....	19	5 817	816 184	81.1
Helena .....	5	62 333	602 366	59.9	Polson .....	20	4 600	820 784	81.6
Bozeman .....	6	48 307	650 673	64.7	Wolf Point .....	21	4 212	824 996	82.0
Kalispell .....	7	41 946	692 619	68.9	Deer Lodge .....	22	3 389	828 385	82.3
Havre .....	8	20 507	713 126	70.9	Laurel .....	23	3 259	831 644	82.7
Miles City .....	9	15 585	728 711	72.4	Hardin .....	24	3 209	834 853	83.0
Glendive .....	10	14 736	743 447	73.9	Shelby .....	25	3 156	838 009	83.3
Livingston .....	11	11 635	755 082	75.1	Columbia Falls .....	26	2 974	840 983	83.6
Sidney .....	12	10 756	765 838	76.1	Forsyth .....	27	2 070	843 053	83.8
Lewistown .....	13	9 858	775 696	77.1	Conrad .....	(X)	(D)	(X)	(X)
Whitefish .....	14	8 312	784 008	77.9	Glasgow .....	(X)	(D)	(X)	(X)
Anaconda-Deer Lodge County Δ .....	15	6 905	790 913	78.6					

<sup>1</sup>Places with suppressed receipts (if applicable) are listed at end of table rather than by rank to avoid disclosing data for individual companies.



# APPENDIX A.

## General Explanation

### CENSUS COVERAGE AND METHODOLOGY

**Structure and method of enumeration**—Firms in the 1982 Census of Service Industries were divided into the nonmail universe and mail universe. The coverage and the method of obtaining census information from each follow:

1. The nonmail universe consists of selected small employers, i.e., single-establishment firms with payroll below a specified cutoff. (The term "employers" refers to firms with one or more paid employees at any time during 1982 as shown in the active administrative records of other Federal agencies, whether or not they were subject to payment of Federal Insurance Contributions Act (FICA) taxes.) Although the cutoff varied by kind of business, small employers generally were firms with one to four employees; they represented about 10 percent of total receipts of establishments covered in the census.

Data on receipts, payroll, and employment for employer firms below the cutoff were derived or estimated from administrative records of other Federal agencies, except for a 10-percent sample of small employer firms in classifications for which specialized data requirements precluded reliance solely on administrative records sources.

2. The mail universe consists of firms for which information was obtained basically by means of a mail canvass and includes:
  - a. Large employers, i.e., all employer firms above the size cutoff referred to in section 1. above. Within this category, a report of company organization is conducted periodically to identify firms which operated establishments at more than one location and to obtain information on payroll and mid-March employment at each location. The 1981 Report of Company Organization was used as a coverage check in the census. In the census mailing package containing the appropriate 1982 questionnaires, multiestablishment firms also were sent a form to use in updating the list of establishments with those opened since 1981.
  - b. The 10-percent sample of small employer firms in classifications for which specialized data requirements precluded reliance solely on administrative records sources (see section 1 above). These were sent the census mailing packages containing the appropriate 1982 questionnaire.

**Method of classifying kinds of business**—The service industries classifications for all establishments were based on the Standard Industrial Classification (SIC) Manual.<sup>1</sup> However, the method of assigning these classifications, and the level of detail at which establishments were classified, differed between the non-mail and mail universes as follows:

1. The nonmail universe was classified on the basis of the most current census kind-of-business classification available from one of the Bureau's current sample surveys or the 1977 census. Otherwise, the classification was obtained from the administrative records of other Federal agencies.

If the census or administrative record classification proved inadequate (none corresponded to a 1982 census classification in the detail required for employers), the firm was sent a brief inquiry requesting information necessary to assign a 1982 census kind-of-business code.

2. Establishments in the mail universe were classified on the basis of their self-designation, answers to questions on receipts by type of service provided, and other special inquiries.

### COMPARABILITY OF THE 1977 AND 1982 CENSUSES

The 1977 and 1982 censuses were conducted under similar conditions and procedures except for the following:

**Geographic areas**—The boundaries of a number of areas for which data are shown in the 1982 census are not the same as in the 1977 census because of annexations, other boundary changes, redefinitions of SMSA's, and changes in qualifying criteria since 1977.

In 1977, separate data were published for certain census-defined, unincorporated places with 25,000 inhabitants or more. For 1982, data for census-defined, unincorporated places are no longer shown separately, but are included as part of the "remainder of county" statistics. In addition, improved methods, used in the 1982 census for determining the proper geographic areas into which businesses are tabulated within a given county, resulted in a number of businesses that were not tabulated as part of the "remainder of county" statistics in previous censuses being included within the "remainder of county" for 1982.

<sup>1</sup>Standard Industrial Classification Manual: 1972. For sale by Superintendent of Documents, U.S. Government Printing Office, Washington, D.C. 20402. Stock No. 041-001-00066-6. 1977 Supplement, Stock No. 003-005-00176-0.

In 1977, special economic urban areas (see Geographic Areas Covered in introductory text) in New England qualified for separate publication if they had an urban population of at least 2,500 and a total population of at least 10,000. For 1982, the urban population requirement has been eliminated, and the area must have a population of 10,000 to qualify for separate publication.

**Nonemployer firms**—In 1977 and prior censuses, the combined data for all establishments (nonemployer firms plus establishments of employer firms) were presented for selected kind-of-business classifications, including all 2-digit major industry groups. For these censuses, data for nonemployer firms were obtained from administrative records of the Internal Revenue Service (IRS) based on business tax returns. For 1982, data for nonemployers and the combined data for all establishments are not available. These data could not be published as planned because many businesses were miscoded by the IRS into various miscellaneous categories rather than in the specific kinds of business. As a result, when the IRS supplied the Bureau of the Census with the kind-of-business codes derived from information reported for 1982 by businesses on IRS form 1040, Schedule C, the Bureau found that there were proportionately far more businesses classified in miscellaneous categories for 1982 than for 1977. The Bureau of the Census and the IRS are taking steps to ensure that data can be published for all establishments by kind of business in the 1987 and subsequent censuses.

**Scope**—In the 1977 Census of Service Industries, data were presented in the Geographic Area Series of reports in two separate segments. One segment was comprised of establishments of firms subject to Federal income tax and classified in industries covered in censuses prior to 1977.<sup>2</sup> The second segment was comprised of two sections. One section included establishments of firms which were subject to Federal income tax but classified in industries which were not covered in the censuses prior to 1977.<sup>3</sup> Also included in this section was arrangement of passenger transportation (SIC 4722). The other section included all firms that were exempt from Federal income tax under provisions of section 501 or 521 of the Internal Revenue Code.<sup>4</sup> Establishments of firms subject to Federal income tax were tabulated separately from those exempt from Federal income tax. The 1982 Census of Service Industries eliminates this segmentation. However, the taxable/tax-exempt distinction is maintained.

Some industries covered in the 1977 census were not covered for 1982: SIC's 806, 821, 822, 863, and 865. SIC 4722, which was included in the 1977 Census of Service Industries, is now published as part of the 1982 report, Selected Statistics for Transportation Industries, part of the 1982 Census of Transportation.

<sup>2</sup>SIC's 701; 703; 72; 73; 75; 76; 78; 79; 8072; 81; 891.

<sup>3</sup>SIC's 702; 704; 80 ex. 8072; 82; 83; 89 ex. 891.

<sup>4</sup>SIC's 4722; 84; 86 ex. 866; and other SIC's also mentioned in footnotes 2 and 3.

**Federal income tax status/kind-of-business combinations**—In the 1977 Census of Service Industries, firms were classified based on Federal income tax filing requirements. This classification was based primarily upon the response to an inquiry on the census questionnaire. Establishments which indicated that all or part of their income was exempt from Federal income tax under provision of section 501 or 521 of the IRS code were classified as tax-exempt; establishments indicating no such exemption were classified as taxable. For establishments in the nonmail universe, the tax status classification was based upon the type of tax return filed by the firm or organization.

For the most part, in 1977, establishments were grouped for publication according to their tax status. However, a few kinds of business<sup>5</sup> were assumed to be exempt from Federal income tax, and were tabulated with the tax-exempt category. Establishments of firms that were exempt from Federal income tax, but which were in a kind of business not generally expected to be exempt, were tabulated in a miscellaneous kind-of-business category.

For the 1982 census, the same kinds of business<sup>5</sup> are definitionally considered exempt from Federal income tax, certain kinds of business<sup>6</sup> are tabulated according to their tax status, and the remaining kinds of business are definitionally considered subject to Federal income tax. The miscellaneous kind-of-business category of firms exempt from Federal income tax has been eliminated.

**Volume measure**—For 1982, as in previous censuses, the basic dollar volume measure for firms subject to Federal income tax is receipts; however, for 1982 the basic dollar volume measure for the tax-exempt category is revenue. For 1977, expenses was used as the basic measure. For 1982, expenses data are shown in table 2 for comparison to 1977. (See definitions of receipts, revenue, and expenses in the Explanation of Terms section below.)

## EXPLANATION OF TERMS

**Establishments**—An establishment is a single physical location at which business is conducted. It is not necessarily identical with a company or enterprise, which may consist of one establishment or more. Statistics for service industries represent a summary of reports for individual establishments rather than companies. For cases where a census report was received, separate information was obtained for each location where business was conducted. When administrative records of other Federal agencies were used instead of a census report, no information was available on the number of locations operated. Estimates of this number were derived from a sample and will be provided in the service industries report, Miscellaneous Subjects (SC82-I-4). Each census report was tabulated according to the physical location at which

<sup>5</sup>SIC's 84; 86 ex. 866; 8111 pt..

<sup>6</sup>7011 pt., 7032, 7041, 7391, 7392, 7397, 7922, 7929, 7997, 7999 pt., 8051, 8059, 8081, 8091, 82, 83, and 8922.

the business was conducted. The count of establishments in this publication represents the number in business at the end of the year.

A comparison of the number of establishments in business at the end of the year versus the number active any time during the year for the United States as a whole is presented by kind-of-business group in appendix G of the United States Summary report included as part of this series.

When two activities or more were carried on at a single location under a single ownership, all activities generally were grouped together as a single establishment. The entire establishment was classified on the basis of its major activity and all data for it were included in that classification. However, when distinct and separate economic activities (for which different industry classification codes were appropriate) were conducted under the same ownership at a single location, and when conditions prescribed by the SIC manual for recognizing the existence of more than one establishment were met, separate establishment reports for each of the different activities were obtained in the census.

Leased service departments (separately owned businesses operated as departments or concessions of another service establishment or of a retail business under another ownership, such as a separately owned shoe shine parlor in a barber shop or a beauty salon in a department store) are treated as separate service establishments for census purposes. Leased retail departments located in service establishments (e.g., a gift shop located in a hotel) are considered separate retail establishments.

**Firms**—A firm is a business organization or entity consisting of one domestic establishment (location) or more under common ownership or control. For economic census purposes, the terms "firm" and "company" are synonymous.

**Receipts (Basic dollar volume measure for service establishments of firms subject to Federal income tax)**—Includes receipts from customers or clients for services rendered, from the use of facilities, and from merchandise sold during 1982 whether or not payment was received in 1982, except for health practitioners, legal services, and architectural, engineering and surveying services, which reported on a cash basis (payments received in 1982 regardless of when services were rendered). Gasoline, liquor, tobacco, and other excise taxes, which are paid by the manufacturer or wholesaler and included in the cost of goods purchased, are also included.

Receipts are net after deductions for refunds and allowances for merchandise returned by customers. Receipts do not include sales, occupancy, admissions, or other taxes collected from customers and remitted directly by the firm to a local, State, or Federal tax agency; nor do they include nonoperating income from such sources as interest, investments, or sale or rental of real estate.

Receipts in this report do not include service receipts of manufacturers, wholesalers, retail establishments, or other businesses whose primary activity is other than service. They do, however, include receipts other than

from services rendered (e.g., sale of merchandise to individuals or other businesses) by establishments primarily engaged in performing services and classified in the service industries.

Although the count of establishments in this report represents the number in business at the end of the year, the receipts figures include receipts of all establishments in business at any time during the year.

**Revenue (Basic dollar volume measure for firms exempt from Federal income tax)**—Includes revenue from customers or clients for services rendered and merchandise sold during 1982 whether or not payment was received in 1982. Also included are income from interest, dividends, gross contributions, gifts, and grants (whether or not restricted for use in operations), rents, royalties, dues and assessments from members and affiliates, and net receipts from fundraising activities. Receipts from taxable business activities, as well as tax-exempt activities, are included.

Revenue does not include sales, admissions, and other taxes collected by the organization from customers or clients and paid directly to a local, State, or Federal tax agency; income from the sale of real estate, investments, or other assets; receipts of separately operated departments, concessions, etc., which are leased to others; and amounts transferred to operating funds from capital or reserve funds.

**Expenses**—Expenses include payroll, employee benefits, interest and rent, taxes, cost of supplies used for operation, depreciation expense, fees paid for fundraising, and other expenses charged to operations during 1982.

Expenses in this report exclude outlays for purchase of real estate; construction and all other capital improvements; funds invested; assessments or dues paid to the parent or other chapters of the same organization; and, for fundraising organizations, funds transferred to charities and other organizations.

**Annual payroll**—Payroll includes all forms of compensation such as salaries, wages, commissions, bonuses, vacation allowances, sick-leave pay, and the value of payments in kind (e.g., free meals and lodgings), paid during the year to all employees. Tips and gratuities received by employees from patrons and reported to employers are included. For corporations, it includes amounts paid to officers and executives; for unincorporated businesses, it does not include profit or other compensation of proprietors or partners. Payroll is reported before deductions for social security, income tax, insurance, union dues, etc. This definition of payroll is the same as that used by the Internal Revenue Service on form 941.

**First quarter payroll**—This item consists of payroll, as defined above, paid to persons employed at any time during the quarter January to March 1982.

**Paid employees for pay period including March 12**—Paid employees consist of the full-time and part-time employees, including salaried officers and executives of

corporations, who were on the payroll in the pay period including March 12. Included are employees on paid sick leave, paid holidays, and paid vacations; not included are proprietors and partners of unincorporated businesses. The definition of paid employees is the same as that used on IRS form 941.

**Legal form of organization**—The legal form of organization for firms in the mail universe was based on the response to the organization status inquiry on the various census forms. The legal form of organization of nonmail firms was generally based on administrative records of other Federal agencies.

Limited data are published in this series of reports for individual proprietorships and partnerships. A later service industries report, Establishment and Firm Size (Including Legal Form of Organization), SC82-I-1, will present data by the following legal forms of organization for firms subject to Federal income taxes:

1. Corporations.
2. Individual proprietorships.
3. Partnerships.
4. Other.

**Auxiliary establishments**—Each company included in this census was asked to identify and report separately auxiliary locations whose primary functions were to manage, administer, service, or support the activities of the other establishments of the company. Data for auxiliaries which primarily support service establishments are presented for selected industrial classifications in tables included in the United States Summary report of this series. Data for auxiliaries are presented for more detailed industry breakdowns in a subsequent report issued as part of the 1982 Enterprise Statistics reports.

## KIND-OF-BUSINESS CLASSIFICATIONS

Services, as defined in the 1972 SIC manual, include establishments primarily engaged in rendering a wide variety of services to individuals and business establishments.

Establishments covered by the census were assigned kind-of-business classifications according to the industry classifications defined in the 1972 SIC manual. When a more detailed classification than defined in the SIC manual was needed, additional kinds of business were identified within an SIC industry.

Some of the kind-of-business titles and/or codes used on several of the report forms are different from those in the 1972 SIC manual. The code variations do not affect the data tabulated in these publications, since all necessary adjustments are made during the data processing stage.

The basis for a kind-of-business classification is described above in Method of Classifying Kinds of Business. Descriptions for those kinds of business for which data are provided in this report follow.

## Hotels, Rooming Houses, Camps, and Other Lodging Places (SIC Major Group 70)

This group includes establishments engaged in providing lodging, or lodging and meals, and camping facilities. Hotels which provide accommodations for permanent residents, tourist homes, and residential mobile home parks are classified in Major Group 65, Real Estate.

**Hotels, motor hotels, and motels (SIC 7011)**—The SIC manual combines hotels and motels into a single classification, Hotels, motels, and tourist courts.

For large geographic areas, however, data are presented for the following subdivisions of this classification:

1. Hotels, 25 guestrooms or more.
2. Hotels, less than 25 guestrooms.
3. Motels, tourist courts.
4. Motor hotels.

The classification of individual establishments into hotels, motor hotels, and motels and tourist courts was based primarily on the respondent's self-designation.

**Rooming and boarding houses (SIC 702)**—Establishments renting rooms, with or without board, on a fee basis to permanent or transient guests. Homes for the aged, for children, and for the handicapped that provide additional services, other than nursing care, are classified in Residential care (SIC 836) and homes that provide nursing care in Nursing and personal care facilities (SIC 805). Houses run by membership organizations are classified in Organization hotels and lodging houses, on membership basis (SIC 704).

**Sporting and recreational camps (SIC 7032)**—Sporting and recreational camps providing lodging and meals or lodging only. These include children's camps, fishing camps, hunting camps, and dude ranches.

**Trailer parks and camp sites for transients (SIC 7033)**—Establishments providing overnight or short-term sites for trailers, campers, or tents. Residential mobile home parks are classified in Major Group 65, Real Estate.

**Organization hotels and lodging houses, on membership basis (SIC 704)**—Lodging houses and hotels operated by membership organizations for the benefit of their members and guests, and not open to the general public. Commercial hotels operated by such organizations are classified in Hotels, motor hotels, and motels (group 701). Resident homes for the aged and others in need of residential, social, and personal care are classified in Residential care (SIC 836).

## Personal Services (SIC Major Group 72)

This group includes establishments primarily engaged in providing services generally involving the care of one's



personal appearance or apparel, such as barber and beauty shops, dry-cleaning plants, laundries, and photographic studios.

For establishments classified in SIC 721, data for collecting and distributing units (branch outlets, pickup stations, terminals, or depots) owned and operated by a firm which does its own work are merged with those for the firm which owned them, and are not considered as separate establishments.

**Power laundries, family and commercial (SIC 7211)**—Establishments primarily engaged in operating mechanical laundries with steam or other power. Independently owned agencies for laundry plants are classified in SIC 7212. Laundries using small power equipment of household type are classified in SIC 7219. Excluded are establishments which have power laundry equipment, but which are primarily engaged in a specialty, such as industrial laundering, linen rental, or diaper service. These are classified in other categories within SIC 721.

**Garment pressing, and agents for laundries and dry cleaners (SIC 7212)**—Establishments primarily engaged in providing laundry and dry-cleaning services, but which have laundry and/or dry-cleaning work done by others. Independently owned collecting and distributing agencies serving dry-cleaning plants or power laundries are included in this classification.

**Linen supply (SIC 7213)**—Establishments primarily engaged in supplying, on a rental basis, such laundered linens as uniforms, aprons, table covers, bed linens, and towels. Establishments included in this classification may or may not operate their own power laundry facilities.

**Diaper service (SIC 7214)**—Establishments primarily engaged in supplying diapers (including disposable) and other baby linens to homes, usually on a rental basis. Such establishments may or may not operate their own power laundry facilities.

**Coin-operated laundries and dry cleaning (SIC 7215)**—Establishments primarily engaged in the operation of coin-operated laundry and/or dry-cleaning equipment. Included are establishments known as laundromats, launderettes, self-service dry cleaners, etc. Establishments which operate coin-operated laundering machines in apartment houses and similar locations are included. Establishments which rent coin-operated laundering machines (e.g., to apartment houses) are classified in SIC 7394.

For large geographic areas, data are presented for the following subdivisions of this classification:

1. Coin-operated laundries and dry-cleaning stores.
2. Coin-operated laundry machine routes.

**Dry-cleaning plants, except rug cleaning (SIC 7216)**—Plants primarily engaged in dry cleaning or dyeing apparel and household fabrics other than rugs for the general public. Establishments primarily engaged in cleaning and repairing rugs are classified in SIC 7217. Independently

owned agencies for cleaning plants are classified as SIC 7212. Establishments known as "tailor shops" or "cleaners" are included in this classification only if they do their own cleaning.

**Carpet and upholstery cleaning (SIC 7217)**—Plants primarily engaged in cleaning carpets and upholstered furniture. Establishments primarily engaged in rug repairing are classified in SIC 7699.

**Industrial launderers (SIC 7218)**—Establishments primarily engaged in supplying laundered or dry-cleaned work uniforms, wiping towels, safety equipment (gloves, flame resistant clothing, etc.), dust control items (treated mats or rugs, mops, tool dust covers, cloths, etc.), and similar items to industrial or commercial users. These items may belong to the industrial launderers and be supplied to users on a rental basis, or they may be the customer's own goods. Establishments included in this industry may or may not operate their own laundry or dry-cleaning facilities.

**Laundry and garment services, n.e.c. (SIC 7219)**—Establishments primarily engaged in furnishing other laundry services, including repairing, altering, and storing clothes for individuals, and in the operation of Chinese, French, and other hand laundries. Custom tailors and fur shops making fur apparel to custom order are classified in retail trade.

**Photographic studios, portrait (SIC 722)**—Establishments primarily engaged in photography for the general public. Included in this classification are portrait photographers and school, home, and transient photographers. Establishments primarily engaged in commercial photography are classified in SIC 7333. Establishments primarily engaged in film developing and/or print processing for the trade or for the general public are included in SIC 7395; those engaged in motion picture film processing are classified in SIC 7819.

**Beauty shops (SIC 723)**—Establishments primarily engaged in providing beauty services or both beauty and barber services. Schools for the instruction of beauticians are also included provided a clinic is operated in which a charge is made for services performed by students. Beauty shop concessions (owned and operated by concessionaires) in hotels, department stores, etc., are included. However, beauty shops owned by another business and operated as part of that other business (e.g., hotels, department stores) are not included.

**Barber shops (SIC 724)**—Establishments primarily engaged in providing barber services. Barber colleges are also included provided a charge is made for services performed by students. Barber shop concessions (owned and operated by concessionaires) in hotels and other places are included. However, barber shops owned by another business and operated as part of that other business (e.g., hotels) are not included.

**Shoe repair, shoe shine, and hat-cleaning shops (SIC 725)**—Establishments primarily engaged in repairing footwear, shining shoes, or cleaning and blocking hats. Shoe repair, shoe shine, or hat-cleaning departments operated as part of other service or retail establishments, such as valet shops, laundries; shoe stores, and department stores, are not included as separate service establishments unless independently owned and operated.

**Funeral service and crematories (SIC 726)**—Establishments primarily engaged in preparing the dead for burial, conducting funerals, and cremating the dead. Receipts include funeral merchandise sold and services provided directly by the establishments, such as caskets, burial clothing, and ambulance service. Also included in the receipts are reimbursements for expenditures made to other establishments for funeral-related merchandise sales and services, such as flower sales and livery service. Cemeteries, and crematories operated in conjunction with cemeteries, are classified in SIC 6553; crematories and burial services for pets, in SIC 0752.

**Miscellaneous personal services (SIC 729)**—Establishments primarily engaged in providing personal services, not elsewhere classified, such as Turkish baths; reducing salons; costume and formal wear rental; operation of coin-operated personal service machines, such as weighing machines, public lockers (except cold storage), pay toilets, etc.; social escort service; checkroom concessions; dressmaking service (material owned by customer); and income tax return preparation service. Establishments operating coin-operated amusement machines, such as pinball machines and juke boxes, are classified in SIC 7993. Coin-operated machine rental is classified in SIC 7394. Establishments which operate coin-operated laundering machines in apartment houses and similar locations are classified in SIC 7215.

For large geographic areas, data are presented for the following subdivisions of this classification:

1. Reducing salons and health clubs, except resorts.
2. Tax preparation services.
3. Other personal services, n.e.c.

## **Business Services (SIC Major Group 73)**

This group includes establishments primarily engaged in providing services, not elsewhere classified, to business enterprises on a fee or contract basis.

**Advertising agencies (SIC 7311)**—Establishments primarily engaged in preparing advertising (writing copy, art work, graphics, and other creative work); providing advertising consultation; and placing advertising in periodicals, newspapers, radio, television, or other advertising media, for clients on a commission or fee basis. Establishments which place advertising with media only (media buying services) are classified in SIC 7319. Establishments which provide commercial art for advertising, but do not place the advertising with media, are

classified in SIC 7333. Establishments which write copy, but do not place advertising with media, are classified in SIC 8999. Establishments which solicit advertising for nonaffiliated radio, television, newspapers, or magazines are classified in SIC 7313.

**Outdoor advertising services (SIC 7312)**—Establishments primarily engaged in the preparation and presentation of poster displays and painted and electric displays (principally outdoors) on panels, bulletin boards, and frames. Such establishments may (as incidental services) construct, repair, and maintain display boards and post advertisements. Sign painting shops are classified in SIC 7399. Shops which make neon signs to order are classified in manufacturing. Establishments primarily engaged in erecting signs are classified in construction.

**Radio, TV, and publishers' advertising representatives (SIC 7313)**—Establishments primarily engaged in soliciting advertising on a fee basis for (nonaffiliated) newspapers, magazines, and other publications or for radio and television stations. Advertising sales offices operated by these media are classified as auxiliaries and are not included in this census.

**Advertising, n.e.c. (SIC 7319)**—Establishments primarily engaged in furnishing advertising services, not elsewhere classified, such as handbill distribution, distribution of samples, and transit advertising. Establishments which are primarily engaged in providing commercial art or graphics for the advertising industry are classified in SIC 7333. Establishments primarily engaged in mail advertising services, compiling and selling mailing lists, and related services are classified in SIC 7331.

**Consumer credit reporting agencies, mercantile reporting agencies, and adjustment and collection agencies (SIC 732)**—Establishments primarily engaged in mercantile and consumer credit reporting or the collection or adjustment of claims. Centralized charge services are classified in SIC major group 61. Insurance adjustment agencies and loan companies are also excluded from this census.

For large geographic areas, data are presented for the following subdivisions of this classification:

1. Adjustment and collection agencies.
2. Mercantile reporting agencies.
3. Consumer credit reporting agencies.

**Direct mail advertising services (SIC 7331)**—Establishments primarily engaged in furnishing services for direct mail advertising, such as creating, producing, and mailing of direct mail advertising. This industry also includes establishments primarily engaged in compiling and selling mailing lists. Establishments primarily engaged in reproducing direct mail copy to order, but which perform none of the other direct mail advertising services, are classified in SIC 7339. Establishments engaged only in printing the copy are classified in manufacturing.

**Blueprinting and photocopying services (SIC 7332)**—Establishments primarily engaged in reproducing drawings, plans, maps, or other copy, by blueprinting or photocopying. Printing, including "quick printing," is classified in manufacturing.

**Commercial photography, art, and graphics (SIC 7333)**—Establishments engaged in performing graphics, commercial art, or commercial photography services for advertising agencies, publishers, and other business and industrial users. Producers of still and slide films are included here. Establishments engaged in medical photography and art are classified in SIC 8091. Art, except commercial and medical, is classified in SIC 8999. Establishments primarily engaged in portrait photography are classified in SIC 7221.

For large geographic areas, data are presented for the following subdivisions of this classification:

1. Commercial photography.
2. Commercial art.
3. Graphic arts and related design and commercial photography, n.e.c.

**Stenographic services; and reproduction services, n.e.c. (SIC 7339)**—Establishments primarily engaged in furnishing stenographic services and establishments primarily engaged in mimeographing, rotoprinting, multilithing, and reproduction services. Not included in this industry are establishments primarily engaged in printing (included in manufacturing), blueprinting and photocopying (SIC 7332), and duplicating in connection with direct mail advertising (SIC 7331).

**Window cleaning (SIC 7341)**—Establishments primarily engaged in cleaning windows in structures.

**Disinfecting and exterminating services (SIC 7342)**—Establishments primarily engaged in providing disinfecting and deodorizing services and in exterminating insects, rodents, and other pests.

**Cleaning and maintenance services, n.e.c. (SIC 7349)**—Establishments primarily engaged in furnishing, to structures, cleaning and maintenance services, not elsewhere classified, such as janitorial services, floor waxing, and office cleaning. General building maintenance service is included, but general repair contractors primarily engaged in building repair and maintenance work, or in the cleaning of building exteriors by sand or steam blasting, or in cleaning up after construction, are classified in construction.

**News syndicates (SIC 735)**—Establishments primarily engaged in furnishing news, pictures, features, etc., and in supplying news reporting services to newspapers, periodicals, and radio and television broadcasters. Non-profit syndicates operated on a membership basis and commercial (nonmembership) news syndicates are both included in this classification. Separate establishments of newspaper and periodical publishers which are engaged in gathering news are classified as auxiliaries.

**Employment agencies (SIC 7361)**—Establishments primarily engaged in providing placement and employment services to employers or those seeking employment. Modeling agencies and nurses' registries are included. Theatrical, radio, and television employment agencies are classified in SIC 7922; motion picture casting bureaus, in SIC 7819; and establishments engaged in furnishing help to other businesses, in SIC 7362.

**Help supply services (SIC 7362)**—Establishments primarily engaged in supplying help (except agricultural) to other businesses on a contract basis. The help supplied is on the payroll of the supplying establishment. Included are establishments known as "labor pools" and "contract labor offices." Establishments primarily engaged in providing placement and employment services are classified in SIC 7361.

For large geographic areas, data are presented for the following subdivisions of this classification:

1. Office help supply services.
2. Help supply, except office workers.

**Facilities management services (SIC 7369)**—Establishments, not elsewhere classified, primarily engaged in providing personnel to operate specified facilities or to provide services on a fee or contract basis within another business (or government) establishment or installation. Establishments primarily providing one specialized service are classified in the specialized industry, e.g., janitorial service is included in SIC 7349. Management service only is classified in SIC 7392. Computer facilities management is classified in SIC 7374. Establishments which provide both management and staff to operate a business are classified according to the type of activity of the business operated.

**Computer programming and other software services (SIC 7372)**—Establishments primarily engaged in providing services in computer programming, systems design and analysis, and other computer software. Establishments primarily engaged in the reproduction and sale of prepackaged computer programs and other software may be included here. When not computer related, these services are classified in SIC 7392.

**Data processing services (SIC 7374)**—Establishments primarily engaged in providing data processing services to others. Service may consist of complete processing and preparation of reports from data supplied by the customer or it may be specialized, such as keying or making data processing equipment available to others on an hourly or time-sharing basis. Also included are establishments primarily engaged in the management and operation of the computer and data processing facilities of others on a continuing basis.

For large geographic areas, data are presented for the following subdivisions of this classification:

1. Data processing services, except facilities management.
2. Computer facilities management.

**Computer related services, n.e.c. (SIC 7379)**— Establishments primarily engaged in providing computer-related services, not elsewhere classified. Renting and leasing of computers and related data processing equipment is included here, except for finance leasing, which is classified in SIC major group 61. Direct leasing by computer manufacturers is classified in manufacturing or wholesale trade. Also included here are establishments engaged in repair and maintenance of computers, and computer consulting services.

**Research and development laboratories (SIC 7391)**— Establishments primarily engaged in laboratory or other physical research and development activities on a fee or contract basis. Research and development laboratories which perform supporting services for other establishments of the same company are classified as auxiliary to the establishments serviced and are not included here. Also excluded from this classification are establishments engaged in speculative research and development with the intent to manufacture the products of the research or to license others for the use of the patents or processes developed. Nonprofit research agencies funded primarily by investments, grants, or contributions are classified in SIC 8922.

**Management, consulting, and public relations services (SIC 7392)**— Establishments primarily engaged in furnishing a wide variety of general or specialized management, consulting, or public relations services, such as business analysis, business research, efficiency planning, industrial management, market research, personnel management, and traffic consulting, on a contract or fee basis. Establishments primarily engaged in computer related systems analysis, systems engineering, operations research, and other software services, including computer programming services, are classified in SIC 7372. Management and operation of a business, where operating staff as well as management are provided, is classified in the industry of the establishment managed, e.g., hotel management and operation.

For large geographic areas, data are presented for the following subdivisions of this classification:

1. Management and administrative services.
2. Public relations services.
3. Management consulting services.
4. Economic and sociological research.
5. Consulting services, n.e.c.

**Detective agencies and protective services (SIC 7393)**— Establishments primarily engaged in providing personnel for detective, investigative, patrolling, night watching, or personal protection services for businesses and/or individuals. Establishments primarily engaged in installation, maintenance, and monitoring of mechanical protective devices, such as burglar and fire alarm systems, are classified here, but establishments engaged only in the installation of such devices are included in construction,

and establishments engaged only in the sale and installation of such devices are classified in wholesale or retail trade. Armored car services are also included in this industry.

For large geographic areas, data are presented for the following subdivisions of this classification:

1. Detective agencies and guard services.
2. Armored car services.
3. Burglar and fire alarm systems.

**Equipment rental and leasing services (SIC 7394)**— Establishments primarily engaged in renting or leasing (except finance leasing) of machinery, tools, and other equipment, including heavy construction and earth moving equipment. Establishments primarily engaged in finance leasing are classified in SIC major group 61. Establishments renting and leasing automobiles and trucks without drivers are classified in SIC 751; those renting automobiles with drivers, in SIC major group 41. Establishments renting trucks with drivers are classified in transportation; personal items such as lockers (other than refrigerated), clothes, and pillows, in SIC 7299; amusement and recreation items such as bicycles, canoes, and beach chairs and accessories, in SIC 7999; and commercial boats, in SIC major group 44. Direct leasing of machinery or equipment by the manufacturer is classified in manufacturing or wholesale trade. Establishments primarily leasing computer time, including time-sharing services, are classified in SIC 7374; those leasing or renting computers or data processing equipment, in SIC 7379.

For large geographic areas, data are presented for the following subdivisions of this classification:

1. Equipment rental.
2. Equipment leasing, except finance leasing.
3. Leasing or rental of heavy construction equipment without operators.
4. Rental of heavy construction equipment with operators.

**Photofinishing laboratories (SIC 7395)**— Establishments primarily engaged in the developing of films and in photoprinting and enlarging for the trade and/or for the general public. Data for retail outlets (kiosks) for the pickup and delivery of film, which are owned and operated by photofinishing laboratories, are merged with data for the laboratory which owns them, and are not treated as separate establishments. Establishments primarily engaged in processing motion picture films for the motion picture and television industries are classified in SIC 7819.

**Trading stamp services (sales offices) (SIC 7396)**— Establishments primarily engaged in selling trading stamps or merchandise coupons to merchants. The redemption stores of trading stamp companies are not included here, but are classified as auxiliary to this industry.

### **Testing laboratories and facilities (SIC 7397)—**

Establishments primarily engaged in product testing on a fee or contract basis. Testing laboratories which perform supporting services for other establishments of the same company are classified as auxiliary to the establishments serviced and are not included here. Noncommercial testing laboratories are also included in this category. Testing services for education or personnel (not providing instruction or training) are classified in SIC 7392.

**Business services, not elsewhere classified (SIC 7399)—**Establishments primarily engaged in furnishing business services, not elsewhere classified, such as auctioneers' establishments (service only), business brokers, drafting service, independent lecture bureaus, inspection service, printing brokers, notary publics, and decorating or trimming shop windows.

For large geographic areas, data are presented for the following subdivisions of this classification:

1. Sign painting shops—Establishments primarily engaged in making signs to individual order or in doing office door and window lettering. Establishments primarily engaged in making signs other than on a custom basis and neon sign manufacturers are classified in manufacturing.
2. Interior designing—Establishments primarily engaged in advising clients on the selection of furniture, draperies, rugs, and other interior decorations on a fee or commission basis. Establishments providing an interior designing service, but primarily engaged in the sale of merchandise, are not included. Painting and papering contractors who frequently call themselves "interior decorators" are classified in construction.
3. Telephone answering services—Establishments primarily engaged in transmitting telephone messages to their clients.
4. Water softening services—Establishments primarily engaged in softening water by chemical treatment or other method.
5. Packaging and labeling services—Establishments primarily engaged in packaging and labeling products, on a contract or fee basis, in packages or other containers normally intended for retail distribution. Companies primarily engaged in packing, crating, and otherwise preparing goods for shipping are classified as transportation.
6. Miscellaneous business services, n.e.c.—Establishments primarily engaged in furnishing business services, not elsewhere classified.

### **Automotive Repair, Services, and Garages (SIC Major Group 75)**

This group includes establishments primarily engaged in furnishing automotive repair, parking, rental, and other services to the general public. Similar facilities owned and operated by concerns for their own use and not available

to the general public are treated as auxiliary establishments of those concerns and are not included here. Automobile repair departments maintained by establishments engaged in the sale of new automobiles are classified in retail trade, as are gasoline service stations (where sales of merchandise (including fuel) exceed repair receipts). Automobile driving instruction is classified in SIC 8299.

**Automotive rental and leasing, without drivers (SIC 751)—**Establishments primarily engaged in daily or extended-term rental or leasing of passenger automobiles, trucks, truck tractors and trailers, and other automotive equipment without drivers. Establishments primarily engaged in renting automobiles with drivers are out of scope; those renting or leasing trucks with drivers are classified in SIC group 421; and those renting or leasing heavy construction and earth moving equipment are classified in SIC 7394. Establishments primarily engaged in finance leasing are classified in SIC major group 61.

For large geographic areas, data are presented for the following subdivisions of this classification:

1. Passenger car rental, without drivers (SIC 7512 Part)—Establishments primarily engaged in the short-term rental of passenger cars without drivers. Data for separate automotive rental offices or concessions (e.g., airport locations) in the same metropolitan area, for which a common fleet is maintained, are merged, and are not considered separate establishments.
2. Passenger car leasing, except finance leasing (SIC 7512 Part)—Establishments primarily engaged in extended-term leasing of passenger cars without drivers. These establishments may or may not provide maintenance of the vehicle as part of the lease contract.
3. Truck rental, without drivers (SIC 7513 Part)—Establishments primarily engaged in the short-term rental of trucks, truck tractors, or semitrailers without drivers.
4. Truck leasing, except finance leasing (SIC 7513 Part)—Establishments primarily engaged in extended-term leasing of trucks, truck tractors, or semitrailers without drivers. These establishments may or may not provide maintenance of the vehicle as part of the lease contract.
5. Utility trailer and recreational vehicle rental (SIC 7519)—Establishments primarily engaged in the rental (usually short term) of utility and house trailers and recreational vehicles.

**Parking lots (SIC 7523)—**Establishments primarily engaged in the temporary open air parking of automobiles, usually on an hourly, daily, or monthly basis. Establishments which are a combination of parking lot and structure are classified in SIC 7525. Excluded are municipal parking lots and lots operated by establishments or institutions primarily engaged in other activities, e.g., department stores, hospitals, restaurants. Valet parking is classified in SIC 7299.

**Parking structures (SIC 7525)**—Establishments primarily engaged in the temporary parking or live storage of automobiles within a structure. Long-time or dead storage of automobiles is not included. Establishments which are a combination of structure and lot are included in this classification. Excluded are municipal parking structures and structures operated by establishments or institutions primarily engaged in other activities, e.g., office buildings, apartment buildings, universities. Valet parking is classified in SIC 7299.

**Top and body repair shops (SIC 7531)**—Establishments primarily engaged in the repair of automotive tops, bodies, and interiors.

**Tire retreading and repair shops (SIC 7534)**—Establishments primarily engaged in repairing and retreading automotive tires. Establishments classified here may either retread customers' tires or retread tires for sale or exchange to the user or the trade.

**Paint shops (SIC 7535)**—Establishments primarily engaged in automotive painting and refinishing.

**General automotive repair shops (SIC 7538)**—Establishments primarily engaged in the general repair of automotive vehicles. Establishments primarily engaged in the specialized repair of individual engine components, not elsewhere classified, are classified in SIC 7539. Establishments primarily engaged in repair of motorcycles are classified in SIC 7699.

For large geographic areas, data are presented for the following subdivisions of this classification:

1. General automotive repair shops, except diesel.
2. Diesel repair shops.

**Automotive repair shops, n.e.c. (SIC 7539)**—Establishments primarily engaged in specialized automotive repair, not elsewhere classified, such as fuel service, brake relining, and exhaust system repair.

For large geographic areas, data are presented for the following subdivisions of this classification:

1. Auto electrical and fuel system services—Establishments primarily engaged in providing automotive engine tune-ups and in repairing automotive electrical systems and fuel components, including carburetors.
2. Radiator repair—Establishments primarily engaged in the repair and cleaning of automotive radiators.
3. Glass replacement and repair—Establishments primarily engaged in the repair and replacement of automotive glass.
4. Brake, front end, and wheel alignment—Establishments primarily engaged in relining, repairing, and adjusting automotive brakes; wheel alignment; and repairing and installing springs, axles, and shock absorbers.
5. Exhaust system services (muffler shops)—Establishments primarily engaged in the installation or

repair of automotive exhaust systems (mufflers). The sale of the mufflers or tailpipes is considered to be incidental to the installation of these products.

6. Transmission repair shops—Establishments primarily engaged in the repair of automotive transmissions. If transmissions are sold and installed, the sale of the transmission is considered incidental to the installation. If the transmissions are repaired on a factory basis, the establishment is classified in manufacturing.

7. Other automotive repair shops, n.e.c.—Establishments primarily engaged in specialized automotive repairs, not elsewhere classified, such as frame repair, piston ring service and repair, speedometer repair, heater and air-conditioning repair, etc.

**Car washes (SIC 7542)**—Establishments primarily engaged in washing cars (custom car wash) or furnishing facilities for the self-service washing of cars and trucks. Waxing and polishing are also classified here.

**Other automotive services (SIC 7549)**—Establishments primarily engaged in furnishing automotive services, not elsewhere classified, such as lubricating service, towing service, diagnostic service, undercoating service, inspection service, etc.

### **Miscellaneous Repair Services (SIC Major Group 76)**

This group includes establishments primarily engaged in miscellaneous repair services, not elsewhere classified. Repair departments of retail dealers or manufacturers are not included unless operated as separate establishments and reported as such. This group does not include some repair services of which the more important are: automotive repair services, classified in SIC major group 75; garment and shoe repair, classified in major group 72; and computer maintenance and repair services, classified in SIC 7379. Excluded are ship and boat repair, and railroad repair shops which are included in the census of manufactures.

**Radio and TV repair shops (SIC 7622)**—Establishments primarily engaged in repairing radio and television sets; phonographs, high fidelity (hi-fi) or stereophonic equipment, and tape recorders; in installing and repairing television, amateur and citizens' band antennas; or in installing and servicing radio transmitting and receiving equipment in homes or offices, or in small boats, automobiles, or other vehicles. Establishments primarily engaged in selling radio and television sets are classified in retail trade. Repair departments of radio and television dealers are not included here unless operated and reported as separate establishments.

**Refrigeration and air-conditioning repair shops (SIC 7623)**—Establishments primarily engaged in servicing and repairing household and commercial electrical refrigerators and air-conditioning and refrigeration equipment.

Establishments primarily engaged in servicing and repairing gas refrigerators are classified in SIC 7699. Establishments primarily engaged in installing refrigeration and air-conditioning systems are classified in construction.

**Electrical and electronic repair shops, n.e.c. (SIC 7629)**—Establishments primarily engaged in the servicing and repair of electrical and electronic equipment and electrical appliances (washing machines, vacuum cleaners, irons, toasters, etc.), not elsewhere classified. Radio and television repair shops are classified in SIC 7622. Refrigeration repair shops are classified in SIC 7623. Electrical contractors and electrical shops engaged primarily in house wiring are included in construction. Armature rewinding and the repair of electric motors are classified in SIC 7694. Repair of computers and related equipment is classified in SIC 7379.

**Watch, clock, and jewelry repair (SIC 763)**—Establishments primarily engaged in the repair of watches, clocks, and jewelry.

**Reupholstery and furniture repair (SIC 764)**—Establishments primarily engaged in furniture reupholstering and repair. Establishments primarily engaged in selling upholstery materials, making slipcovers, draperies, etc., to order, or in upholstering new frames to individual order are classified in retail trade, as are establishments making furniture and cabinet work on a custom basis to individual order.

**Welding repair (SIC 7692)**—Establishments primarily engaged in repair work by welding. Automotive welding is classified here. Welding in connection with the manufacture of a product is classified as manufacturing. Welding contractors doing welding work on the construction site are classified in construction, SIC 1799.

**Armature rewinding shops (SIC 7694)**—Establishments primarily engaged in rewinding armatures and rebuilding or repairing electric motors. Establishments classified here may either repair customers' equipment or repair or rebuild for sale or exchange to users or to the trade. Establishments primarily engaged in the repair of electrical appliances are classified in SIC 7629.

**Repair shops and related services, n.e.c. (SIC 7699)**—Establishments primarily engaged in specialized repair services, not elsewhere classified, such as farm machinery and equipment repair; lawnmower, saw, knife, and tool sharpening and repair; bicycle repair; lock and gun repair; musical instrument repair; and the repair of typewriters and business machines. Repair services which involve primarily electrical or electronic equipment or components are classified in SIC 7629; however, primarily mechanical repair of electrically powered equipment, for example, electric sewing machine repair, is included here.

For large geographic areas, data are presented for the following subdivisions of this classification:

1. Farm machinery and equipment repair shops—Establishments primarily engaged in the repair of farm machinery and equipment.

2. Lawnmower, saw, knife, tool sharpening and repair—Establishments primarily engaged in sharpening and repairing lawnmowers, saws, knives, and tools.
3. Sewer and septic tank cleaning services—Establishments primarily engaged in cleaning or repairing sewers and septic tanks. Establishments which install septic tanks are classified in construction.
4. Other repair and related services, n.e.c.—Establishments primarily engaged in specialized repair services, not elsewhere classified, such as aircraft flight instrument repair (except electrical), blacksmith shops, bicycle repair, boiler repair, camera repair, dental instrument repair, furnace and chimney cleaning, gunsmith shops, key duplicating shops, motorcycle repair, musical instrument repair, taxidermists, typewriter repair, umbrella repair, and venetian blind repair.

### **Motion Pictures (SIC Major Group 78)**

This group includes establishments producing and distributing motion pictures, exhibiting motion pictures in commercially operated theaters, and furnishing services to the motion picture industry. The term "motion pictures" includes similar productions for television or other media using film, tape, or other means.

**Motion picture production, except for TV (SIC 7813)**—Establishments primarily engaged in the production of motion pictures for exhibition other than for television. Establishments engaged in both production and distribution are included here.

**Motion picture, tape production for TV (SIC 7814)**—Establishments primarily engaged in the production of motion pictures and of tapes, including commercials, for television exhibition. Establishments engaged in both production and distribution are included here.

**Services allied to motion picture production (SIC 7819)**—Establishments primarily engaged in performing services independent of motion picture production, but allied thereto, such as motion picture film processing, editing, and titling. Also included are casting bureaus, wardrobe and studio property rental, rental and repair of cameras and other motion picture equipment, stock footage film libraries, and television tape services (editing, transfers, etc.).

**Motion picture film exchanges (SIC 7823)**—Establishments primarily engaged in renting films to exhibitors other than in the field of television. Establishments engaged in both distribution and production are included in SIC 7813.

**Film or tape distribution for TV (SIC 7824)**—Establishments primarily engaged in renting film or tape to exhibitors in the field of television. Establishments engaged in both distribution and production are in SIC 7814.

**Services allied to motion picture distribution (SIC 7829)**—Establishments primarily engaged in performing auxiliary services to motion picture distribution, such as film delivery service, film purchasing and booking agencies, and film libraries.

**Motion picture theaters, except drive-in (SIC 7832)**—Commercially operated conventional "four-wall" theaters primarily engaged in the indoor exhibition of motion pictures. Establishments primarily engaged in the commercial exhibition of motion pictures on an itinerant basis with portable projection and sound equipment are included here.

**Drive-in motion picture theaters (SIC 7833)**—Commercially operated theaters, commonly known as open-air or drive-in, primarily engaged in the outdoor exhibition of motion pictures.

### **Amusement and Recreation Services, Except Motion Pictures (SIC Major Group 79)**

This group includes establishments primarily engaged in providing amusement, recreation, or entertainment on payment of a fee or admission charge, except motion pictures. Gambling businesses, where legal, are also included in this major group; however, combined gambling and lodging facilities with 25 guestrooms or more are classified in SIC 7011.

**Dance halls, studios, and schools (SIC 791)**—Establishments primarily engaged in operating public dance halls or ballrooms and dance studios and schools. The renting of dance halls or ballrooms to operators is classified as real estate and excluded from this census.

For large geographic areas, data are presented for the following subdivisions of this classification:

1. Public dance halls or ballrooms.
2. Dance schools, including children's and professional.

**Theatrical producers (except motion pictures), bands, orchestras, and entertainers (SIC 792)**—This classification includes the subgroups indicated below, shown separately for large geographic areas:

1. Producers of live theatrical productions (SIC 7922 Part)—Establishments primarily engaged in presenting live theatrical productions. Theaters which are normally rented to theatrical producers are classified as real estate operations and excluded from this census.
2. Producers of radio and TV shows, except tape (SIC 7922 Part)—Establishments primarily engaged in producing shows for presentation on radio, television, in night clubs, etc.
3. Artists' and entertainers' managers or agents, concert bureaus, booking agents (SIC 7922 Part)—Establishments primarily engaged in representing performers and producers for a fee or commission.

4. Other theatrical services (SIC 7922 Part)—Businesses engaged in theatrical services, not elsewhere classified, such as ticket agencies; theatrical, television, and radio employment agencies; theatrical equipment rental and design; lighting; etc.

5. Dance groups and artists (SIC 7929 Part)—Companies, groups, and artists primarily engaged in the presentation of ballet; modern, folk, or ethnic dance; and similar dance presentations.

6. Symphony orchestras, opera companies, and chamber music organizations (SIC 7929 Part)—Symphony orchestras, opera companies, and chamber music organizations (including chamber orchestras) organized for the presentation of their musical specialty.

7. Other music and entertainment presentations (SIC 7929 Part)—Dance and stage bands, orchestras (except symphony or chamber), combos, quintets, soloists, and similar musical organizations, groups, and artists, as well as other entertainers operating on a contract or fee basis for restaurants, night clubs, radio and television, etc. Also included are promoters of a variety of entertainment.

**Billiard and pool establishments (SIC 7932)**—Establishments primarily engaged in providing facilities for playing billiards and pool.

**Bowling alleys (SIC 7933)**—Establishments primarily engaged in providing facilities for bowling.

**Professional sports clubs, managers, promoters (SIC 7941)**—Operators and promoters of professional and semi-professional athletic clubs, promoters of athletic events, and managers of individual professional athletes. Receipts of such establishments do not include revenue from radio or television broadcasts, from sales of players, from concession operators, or from noncustomer sources. Establishments primarily engaged in renting stadiums and athletic fields to sports promoters and clubs are classified as real estate.

For large geographic areas, data are presented for the following subdivisions of this classification:

1. Baseball clubs.
2. Football clubs.
3. Other professional sports clubs.
4. Managers and promoters.

**Racing, including track operation (SIC 7948)**—Promoters and participants in racing activities, including race track operators, operators of racing stables, jockeys, race horse trainers, and race car owners and operators. Establishments which own race tracks, but do not engage in promotion of racing events, are classified in real estate and are not included in the censuses. Stables and kennels primarily engaged in the breeding or boarding of horses and dogs are classified in agriculture.



For large geographic areas, data are presented for the following subdivisions of this classification:

1. Auto race track operation.
2. Horse race track operation.
3. Dog race track operation.
4. Racing stables and racing, n.e.c.

**Public golf courses (SIC 7992)**—Establishments privately operated and primarily engaged in the operation of golf courses open to the public on a fee basis. Municipally owned and operated golf courses are not included. Membership golf and country clubs are included in SIC 7997. Miniature golf courses and golf driving ranges are classified in SIC 7999.

**Coin-operated amusement device operators (SIC 7993)**—Establishments primarily engaged in operating coin-operated amusement devices either in their own or in other places of business. Such amusement machines include juke boxes, pinball machines, mechanical games, slot machines (where legal), and similar types of amusement equipment. Amusement arcades or parlors are also included. Establishments primarily engaged in rental of such devices are classified in SIC 7394.

**Amusement parks (SIC 7996)**—Establishments known as amusement parks, theme parks, kiddie parks, etc., which group together a number of attractions such as mechanical rides, amusement devices, refreshment stands, picnic grounds, etc. Individual ride operators or concessionaires operating within the park are classified in SIC 7999. Carnivals operating without a fixed exhibition site are also classified in SIC 7999. Owners of the grounds who do not operate the amusement park are classified in real estate.

**Membership sports and recreation clubs (SIC 7997)**—Sports and recreation clubs which maintain facilities restricted to use by members and their guests. Country, golf, tennis, yacht, and swimming clubs are included in this industry. Such establishments are classified here regardless of the proportion of receipts derived from food or liquor sales. Health clubs are classified in SIC 7299. Membership organizations engaged in civic, social, or fraternal activities are classified in SIC 864.

**Amusement and recreation services, n.e.c. (SIC 7999)**—Establishments primarily engaged in the operation of sports, amusement, and recreation services, not elsewhere classified, such as bathing beaches, swimming pools, riding academies and schools, etc. Membership sports and recreation clubs not open to the general public are classified in SIC 7997.

For large geographic areas, data are presented for the following subdivisions of this classification:

1. Concession operators of amusement devices and rides—Concession operators of mechanical rides or of amusement devices in amusement parks, carnivals, circuses, or fairs; or operators of independently operated rides or devices of this type.

2. Carnivals and circuses—Establishments operating a group of amusement, service, and/or retail units and generally known as carnivals, which do not have any fixed exhibition site; or companies engaged in the operation of circuses having acrobatic and animal shows and individual circus acts. Side shows are included here.
3. Fairs—Establishments primarily engaged in arranging and operating the exhibitions and related activities usually associated with county or State fairs. Carnivals and side shows which may be part of the fair, but which are independently owned and operated, are included in the subgroup, "Carnivals and circuses." Other amusement device concessions independently owned and operated are included in the subgroup "Concession operators of amusement devices and rides."
4. Commercial museums, art galleries, and botanical and zoological gardens—Museums, art exhibitors, and botanical and zoological gardens which are supported primarily by admission charges. Commercial art galleries or art dealers primarily selling to the general public are classified in retail trade, SIC 5999. Museums, art galleries, and botanical and zoological gardens supported primarily by contributions, grants, etc., are classified in SIC major group 84.
5. Roller skating rinks—Establishments primarily engaged in operating rinks for roller skating open to the general public for a fee.
6. Ice skating rinks—Establishments primarily engaged in operating rinks for ice skating open to the general public for a fee.
7. Other amusement and recreation services, n.e.c. — Establishments primarily engaged in the commercial operation of sports, amusement, and recreation services, not elsewhere classified. Included are establishments engaged in instruction for sports or recreation, such as baseball, bridge, golf, judo, karate, skiing, swimming, tennis, etc. It also includes establishments renting articles for amusement and recreation, such as beach chairs and accessories, bicycles, golf carts, small boats and canoes, saddle horses, etc.

Other establishments in this classification include commercially operated athletic clubs or gymnasiums, bathing beaches, domino parlors, gambling establishments (where legal), golf driving ranges, miniature golf, riding academies and stables, shooting galleries, slot-car tracks, ski lifts, day camps, and establishments engaged in the commercial operation of swimming pools open to the general public for a fee. Municipally operated golf courses and swimming pools are excluded from this census. Privately owned tourist attractions, such as natural wonders or manmade exhibits, are included.

### **Health Services, Except Hospitals (SIC Major Group 80, except 806)**

This grouping includes establishments primarily engaged in furnishing medical, surgical, and other health services

to persons. Associations or groups primarily engaged in providing medical or other health services to members are included, but those which only provide insurance covering hospitalization or medical costs are classified in Insurance (major group 63).

Health care facilities were primarily coded based on self-designation. Where multiple levels of care were indicated, but were not apparently separate operations, the facility was generally classified based on the highest level of care provided. Veterinarians are classified in Veterinary services (SIC group 074) and are out of scope. Hospitals (SIC 806) are excluded from the 1982 Census of Service Industries.

**Offices of physicians (SIC 801)**—Establishments of licensed practitioners having the degree of M.D. or equivalent and engaged in the practice of general or specialized medicine and surgery. Establishments, such as group clinics, in which a group of physicians is associated for the purpose of practicing the profession, are included here. Clinics not owned by physicians are classified in Outpatient care facilities (SIC 808). Osteopathic physicians are classified in SIC 803.

Associations of physicians formed solely for the sharing of expenses (including payroll) and facilities, and not for the purpose of jointly practicing their profession, are also included here. Receipts are not applicable for these associations since their operations are funded by reimbursements from member firms, and not considered operating receipts for medical services provided; neither are such entities tabulated as separate operating establishments. However, their payroll and employment data are included in statistics presented for this category.

**Offices of dentists (SIC 802)**—Establishments of licensed practitioners having the degree of D.D.S. (or D.D. Sc.) or D.M.D. and engaged in the practice of general or specialized dentistry, including dental surgery. Associations of dentists formed for the sharing of expenses are also included (see SIC 801 for treatment of such associations).

**Offices of osteopathic physicians (SIC 803)**—Establishments of licensed practitioners having the degree D.O. and engaged in the practice of general or specialized osteopathic medicine.

**Offices of chiropractors (SIC 8041)**—Establishments of licensed practitioners engaged in the practice of chiropraxis.

**Offices of optometrists (SIC 8042)**—Establishments of licensed practitioners engaged in the practice of optometry. Establishments where receipts are primarily from the sale of optical goods prescribed as a result of eye examinations performed at another establishment are classified in Miscellaneous retail stores, n.e.c. (SIC 5999).

**Offices of health practitioners, n.e.c. (SIC 8049)**—Establishments of licensed health practitioners engaged in practice in health fields, not elsewhere classified, such as acupuncturists, chiropradists, midwives, nutritionists, occupational therapists, and psychologists.

**Skilled nursing care facilities (SIC 8051)**—Establishments primarily engaged in providing care and treatment for patients who require continuous health care with inpatient beds, but not hospital services. These establishments must have an organized medical staff, including physician services, and continuous nursing services. Included here are extended care facilities, as well as other types of continuous nursing care facilities.

**Nursing and personal care facilities, n.e.c. (SIC 8059)**—Establishments primarily engaged in providing some nursing and health-related personal care with inpatient beds, but not continuous nursing services. These establishments have at least one shift with a licensed or registered nurse to provide routine health care and observation. Included are rest homes, convalescent homes, and other institutions where health care is a major element. Residential facilities, such as homes for the retarded and aged, which provide personal care, but where health care is incidental, are classified in Residential care (SIC 836).

**Medical laboratories (SIC 8071)**—Establishments primarily engaged in providing professional, analytic, or diagnostic services to the medical profession or to the patient as prescribed by a physician. Laboratories engaged in the manufacture of medical or pharmaceutical products are included in the census of manufactures. Laboratories engaged in medical research are classified in Research and development laboratories (SIC 7391) or Noncommercial educational, scientific, and research organizations (SIC 892).

**Dental laboratories (SIC 8072)**—Establishments primarily engaged in making dentures and artificial teeth to order for the dental profession. The manufacture of teeth other than to order is classified in manufacturing.

**Outpatient care facilities (SIC 808)**—Establishments primarily engaged in outpatient care with permanent facilities and with medical services to provide diagnosis, treatment, or both for patients who are ambulatory and do not require inpatient care. Associations or groups formed primarily to provide medical or other health services to their members, and which themselves provide these services, are included. Health care programs which contract out the provision of services are classified in Accident and health insurance (SIC 6321) and are out of scope of the census. Included in this industry are alcoholism treatment clinics, family planning clinics, health maintenance organizations (HMO's), kidney treatment centers, medical clinics (not owned by licensed health practitioners), physical therapy clinics, and rehabilitation centers (medical treatment).

**Health and allied services, n.e.c. (SIC 809)**—Establishments primarily engaged in rendering health and allied services, n.e.c., such as blood banks, blood donor stations, childbirth preparation classes, medical photography and art, oxygen tent services, and visiting nurse associations. Establishments of registered or practical nurses in independent practice are classified in Offices of health practitioners, n.e.c. (SIC 8049). Ambulance services are classified in Local passenger transportation, n.e.c. (SIC 4119) and are out of scope.

## **Legal Services (SIC Major Group 81)**

This major group includes establishments engaged in offering legal advice or legal services, the head or heads of which are members of the bar. Associations of lawyers formed solely for the sharing of expenses (including payroll) and not for the purpose of jointly practicing their profession are also included. Receipts are not applicable for these associations since their operations are funded by reimbursements from member firms, and not considered operating receipts for legal services provided. Neither are such entities considered separate operating establishments; however, their payroll and employment data are included in statistics presented for this category. Nonprofit legal services (including legal aid societies) are classified here.

## **Selected Educational Services (SIC's 823, 824, 829)**

This grouping includes establishments furnishing formal academic or technical courses, correspondence schools, commercial and trade schools, and libraries. Elementary and secondary schools; colleges, universities, and professional schools; and junior colleges and technical institutes are out of scope of the census.

**Libraries and information centers (SIC 823)**—Establishments primarily engaged in lending books (free or fixed charge) and disseminating information to the general public, such as circulating libraries and centers for documentation.

**Correspondence schools (SIC 8241)**—Establishments primarily engaged in furnishing educational courses by mail. Offices maintained by such schools for the sale of correspondence courses are classified as auxiliary establishments and are not included here.

**Data processing schools (SIC 8243)**—Establishments primarily engaged in offering data processing courses in programming and in computer and peripheral equipment operation, including keypunch operation.

**Business and secretarial schools (SIC 8244)**—Establishments primarily engaged in offering courses in business machines operation (except data processing), office procedures, and secretarial and stenographic skills.

**Vocational schools, except vocational high schools, n.e.c. (SIC 8249)**—Establishments primarily engaged in offering specialized trade or commercial courses, not elsewhere classified, but not academic training. This industry includes apprentice training, aviation schools, commercial art schools, and practical nursing schools. Schools for the instruction of beauticians are classified in SIC 723; and barber schools in SIC 724.

**Schools and educational services, n.e.c. (SIC 829)**—Specialized nondegree granting schools, not elsewhere

classified, such as music schools, drama schools, language schools, and civil service and other short-term examination preparatory schools. Vocational counseling (excluding rehabilitation) is also included here. Educational testing is included in Management, consulting, and public relations services (SIC 7392).

## **Social Services (SIC Major Group 83)**

This major group includes establishments providing social services and rehabilitation services to those persons with social or personal problems requiring special services, and to the handicapped and the disadvantaged. Also included are organizations soliciting funds to be used directly for these and related services, as well as community development and planning agencies.

**Individual and family social services (SIC 832)**—Establishments primarily engaged in providing one or more of a variety of individual and family social, counseling, welfare, or referral services, including refugee, disaster, and temporary relief services. This industry also includes offices of specialists providing counseling and referral services and settlement houses, neighborhood centers, and senior citizens' centers. Organizations engaged in community improvement, neighborhood development, or social change are classified in Social services, n.e.c. (SIC 839).

**Job training and vocational rehabilitation services (SIC 833)**—Establishments primarily engaged in providing training and vocational rehabilitation services for the unemployed, the underemployed, the handicapped, and to persons who have a job market disadvantage because of lack of education, job skill or experience, skill obsolescence, or personal characteristics or problems. Included are upgrading and job development services, skill training, world-of-work orientation, and vocational rehabilitation counseling. Also included are establishments primarily engaged in providing work experience for rehabilitees, as well as offices of specialists providing rehabilitation and job counseling.

**Child day care services (SIC 835)**—Establishments primarily engaged in care of infants or children, or in providing prekindergarten education where medical care or delinquency correction is not a major element. These establishments may or may not have substantial educational programs. Establishments providing babysitting services are classified in Miscellaneous personal services (SIC 7299).

**Residential care (SIC 836)**—Establishments primarily engaged in the provision of residential social and personal care for children, the aged, and special categories of persons with some limits on ability for self-care, but where medical care is not a major element. Included here are group foster homes; halfway group homes; homes for the retarded, the aged, the deaf, and blind; juvenile correctional homes; and rehabilitation (residential) centers.

**Social services, n.e.c. (SIC 839)**—Establishments primarily engaged in providing social services, not elsewhere classified, including community improvement, social change, and neighborhood development. Also included are organizations primarily engaged in soliciting contributions on their own account and administering appropriations and allocating funds among other agencies engaged in social welfare services; establishments primarily engaged in the prevention of criminal or antisocial behavior; and regional planning agencies. Establishments which raise funds on a fee basis are classified in Business services, n.e.c. (SIC 7399). Civic, social, fraternal and political organizations are included in Major Group 86, Membership Organizations.

Philanthropic trusts and foundations are out of scope and classified in Major Group 67, Holding and Other Investment Offices, unless they are actually engaged in providing social welfare services.

### **Noncommercial Museums, Art Galleries, and Botanical and Zoological Gardens (SIC Major Group 84)**

This major group includes museums, art galleries, and botanical and zoological gardens, which are not operated commercially. Funding of these establishments is not primarily from admission charges. These establishments are of historical, educational, or cultural interest.

**Noncommercial museums and art galleries (SIC 8411)**—Establishments primarily engaged in noncommercial operation of museums and art galleries. Historical, cultural, and educational societies whose functions are primarily providing attractions for the public (funded primarily through contributions and grants) are included here. Establishments primarily operating museums and art galleries commercially (funded primarily from admissions) are included in Amusement and recreation services, n.e.c. (SIC 7999). Art galleries or art dealers primarily selling to the general public are classified in retail trade.

**Noncommercial arboreta, botanical and zoological gardens (SIC 8421)**—Establishments primarily engaged in the noncommercial operation of arboreta and botanical and zoological gardens. Establishments primarily operating commercial exhibits (funded primarily from admissions) are included in Amusement and recreation services, n.e.c. (SIC 7999).

### **Selected Membership Organizations (SIC's 861, 862, 864, 869)**

This grouping includes organizations operating on a membership basis for the promotion of the interests of the members. Also included are organizations which are not operated on a membership basis, but for the promotion of the interests of a constituency or group of supporters. This grouping does not include establishments operated by membership organizations which are elsewhere classified, such as hotels open to the general public, golf and country clubs, fraternity and sorority houses, and credit unions.

Establishments of religious organizations operated for worship or for promotion of religious activities, such as churches, convents, religion schools and missions, are classified in Religious organizations (SIC 866) and are out of scope of the census. Also excluded are Labor unions and similar labor organizations (SIC 863) and Political organizations (SIC 865).

**Business associations (SIC 861)**—Membership organizations engaged in promoting business interests of their members, such as better business bureaus, boards of trade, chambers of commerce, industrial standards committees, merchants associations, real estate boards, and trade associations. Farmers' cooperative marketing associations are classified in wholesale trade. Security and commodity exchanges are classified in SIC 623 and are out of scope. Civic and social businessmen's clubs are included in Civic, social, and fraternal organizations (SIC 864).

**Professional membership organizations (SIC 862)**—Membership organizations of professional persons for the advancement of the interests of their profession, such as bar associations, engineering associations, and scientific membership organizations.

**Civic, social, and fraternal associations (SIC 864)**—Membership organizations engaged in civic, social, or fraternal activities, such as alumni associations, citizens' associations, fraternities, scout organizations, singing societies, university clubs, veterans' organizations, youth associations, consumer education and public advocacy groups (except organizations primarily engaged in research). Bars and restaurants owned and operated by organizations, for members and guests only, are also classified here. Hotels and lodging houses operated by organizations for members and their guests, including fraternity and sorority houses, are classified in Organization hotels and lodging houses, on membership basis (SIC 704). Membership sports and recreation clubs are classified in SIC 7997.

**Membership organizations, n.e.c. (SIC 869)**—Membership organizations, not elsewhere classified, such as athletic regulatory associations, automobile owners' associations, farm bureaus, historical clubs, and humane societies.

### **Miscellaneous Services (SIC Major Group 89)**

This major group includes establishments engaged in performing services, not elsewhere classified, such as those rendered by engineers, architects, surveyors, accountants, artists, lecturers, and writers, and establishments primarily engaged in noncommercial educational, scientific, and other general welfare research activities.

**Engineering, architectural, and surveying services (SIC 891)**—Establishments primarily performing professional services in the fields of architecture, engineering, and land

surveying. Graphic arts and related design are classified in SIC 7333; drafting services, in SIC 7399; systems engineering or design (not computer related), in SIC 7392; and computer related systems engineering or design, in SIC 7372. Establishments primarily engaged in construction contracting are classified in construction. Landscape architects are classified in agricultural services.

For large geographic areas, data are presented for the following subdivisions of this classification:

1. Architectural services.
2. Engineering services.
3. Surveying services.


**Noncommercial educational, scientific, and research organizations (SIC 892)**—Establishments primarily engaged in noncommercial research into and dissemination of information for public health, education, or general welfare, such as archaeological expeditions, educational research, medical research, and research institutes. Establishments included here operate primarily on funds from endowments, contributions, and grants. Establishments primarily engaged in physical research on a contract or fee (commercial) basis are included in Research and development laboratories (SIC 7391), and those primarily engaged in nonphysical research on a commercial basis are included in Management, consulting, and public relations services (SIC 7392).

**Accounting, auditing, and bookkeeping services (SIC 893)**—Establishments primarily engaged in furnishing accounting, auditing, or bookkeeping services. Such establishments may, as part of providing such service, use

data processing and tabulation techniques, although those techniques do not qualify as primary activities. Establishments primarily providing income tax preparation services for individuals without accounting, auditing, and bookkeeping services are classified in Miscellaneous personal services (SIC 7299).

**Services, n.e.c. (SIC 899)**—Establishments primarily providing services, not elsewhere classified, such as artists (excluding commercial and medical artists), authors, scientific consultants (working on their own account), inventors, lecturers, music arrangers, newspaper columnists, radio commentators, song writers, weather forecasters, and writers. Establishments primarily providing commercial art services are classified in Commercial photography, art, and graphics (SIC 7333); writers of advertising copy who also place advertising with the media are classified in Advertising agencies (SIC 7311); business and management consultants are classified in Management, consulting and public relations services (SIC 7392), engineering consultants in Engineering, architectural, and surveying services (SIC 891); computer consulting in Computer related services, n.e.c. (SIC 7379); and advertising consulting in Advertising agencies (SIC 7311).

There is evidence that among small employer establishments (for which kind-of-business information is obtained from administrative records), many service establishments are classified incorrectly in this industry because there is insufficient information to determine the correct kind-of-business classification. Therefore, the published data probably overstate the number of establishments and level of activity for this category.



# APPENDIX B. General Questions



U.S. DEPARTMENT OF COMMERCE  
BUREAU OF THE CENSUS  
FORM

## 1982 CENSUS OF SERVICE INDUSTRIES

O.M.B. APPROVAL NO. 0607-0383 EXPIRES 11/84

**NOTICE** - Response to this inquiry is required by law (title 13, U.S. Code). By the same law, your report to the Census Bureau is confidential. It may be seen only by sworn Census employees and may be used only for statistical purposes. The law also provides that copies retained in your files are immune from legal process.

In correspondence pertaining to this report please refer to this Census File Number (CFN)

Employer Identification (EI) Number

**Please complete this form and RETURN TO**  
BUREAU OF THE CENSUS  
1201 East Tenth Street  
Jeffersonville, Indiana 47134

**DUE DATE: FEBRUARY 15, 1983**

If you cannot file by the due date, a time extension request should be sent to the above address; please include your 11-digit Census File Number (CFN).

**Note** - Please read the accompanying instructions before answering the questions.

Please correct errors in name, address, and ZIP code. ENTER street and number if not shown.

### Item 1 - EMPLOYER IDENTIFICATION NUMBER

Is the Employer Identification (EI) Number shown in the label the SAME as that used for this establishment on its latest 1982 Employer's Quarterly Federal Tax Return, Treasury Form 941?

094 1  YES 2  NO - Enter current EI No.

(9 digits)

--	--	--	--	--	--	--	--	--	--

### Item 2 - PHYSICAL LOCATION OF ESTABLISHMENT

Answer items a, b, c, and d

**NOTE:** P.O. boxes or rural routes are not physical locations.

a.  Same as shown in mailing label. If different, indicate change.

NUMBER AND STREET

CITY TOWN, VILLAGE, ETC. STATE ZIP CODE

b. Is this establishment physically located inside the legal boundaries of the city, town, village, etc.?

095 1  YES 2  NO 3  No legal boundaries 4  Don't know

c. Type of municipality where physically located

096 1  City, village, or borough 2  Town or township 3  Other or don't know

d. Name of county where physically located

### Item 3 - OPERATIONAL STATUS

a. How many months during 1982 did this firm or organization actively operate this establishment?

Number of months

002

b. Mark (X) the ONE box which best describes this establishment at the end of 1982.

001 1  In operation

2  Temporarily or seasonally inactive

3  Ceased operation - Give date →

4  Sold or leased to another operator - Give date at right AND enter name, etc., below →

Figures only

Month	Day	Year

NAME OF NEW OWNER OR OPERATOR

NUMBER AND STREET

CITY STATE ZIP CODE

### Item 4 - ORGANIZATIONAL STATUS

Mark (X) the ONE box which best describes this establishment during 1982.

003 1  Individual proprietorship 2  Partnership 3  Government - Specify  
 0  Corporation 9  Other - Specify

### Item 5 - TAX STATUS

a. Is this establishment operated on a not-for-profit basis?

005 1  YES 2  NO - SKIP to item 6

b. Was all or part of the income of this establishment or organization exempt from Federal income taxes under section 501 or 521 of the Internal Revenue Code?

004 1  YES 2  NO

### HOW TO REPORT DOLLAR FIGURES

Value figures may be reported in dollars or rounded to thousands.

Example: If a figure is \$1,125,628, report either

Mil- lions (000)	Thou- sands (000)	Dol- lars (000)
1	126	
1	125	628

*Preferred*  
Acceptable

### Item 6 - DOLLAR VOLUME

If the answer to item 5b was "YES," skip to part b; otherwise, complete part a and skip to item 7.

a. OPERATING RECEIPTS of taxable establishments in 1982

Mil. Thou. Dol.

010

b. REVENUE and EXPENSES of tax-exempt establishments

010

(1) REVENUE in 1982

040

(2) EXPENSES in 1982 (including payroll)

### Item 7 - PAYROLL AND EMPLOYMENT

a. Payroll in 1982, before deductions

Mil. Thou. Dol.

030

(1) Total ANNUAL payroll

031

(2) FIRST QUARTER payroll

b. Employment in 1982

Number

Number of paid employees for the pay period including March 12, 1982. (Include both full- and part-time employees.)

032

### Item 8 - KIND OF BUSINESS OR ACTIVITY

Mark (X) the ONE box which best describes the activity that accounted for this establishment's MAJOR portion of receipts or revenue in 1982.

(Categories appropriate to individual form)

PENALTY FOR FAILURE TO REPORT

CONTINUE ON PAGE 2 →





# APPENDIX C.

## Kind-of-Business Titles and Reporting-Form Numbers

Listed below are service industries kind-of-business titles and their corresponding reporting-form numbers. Requests for copies of any of these forms, including the inquiries used to classify establishments by kind of business, should be directed to the Business Division, Bureau of the Census, Washington, D.C. 20233.

SIC code	Title	Reporting form CB-	SIC code	Title	Reporting form CB-
70	HOTELS, ROOMING HOUSES, CAMPS, AND OTHER LODGING PLACES		73	BUSINESS SERVICES--Con.	
7011 pt.	Hotels, 25 guestrooms or more.....	7001	7392 pt.	Management and administrative services.....	7306
7011 pt.	Hotels, less than 25 guestrooms.....	7001	7392 pt.	Public relations services.....	7306
7011 pt.	Hotels, tourist courts.....	7001	7392 pt.	Management consulting services.....	7306
7011 pt.	Motor hotels.....	7001	7392 pt.	Economic and sociological research.....	7306
702	Rooming and boarding houses.....	7002	7392 pt.	Consulting services, n.e.c.....	7306
7032	Sporting and recreational camps.....	7002	7393 pt.	Detective agencies and guard services.....	7308
7033	Trailer parks and camp sites for transients....	7002	7393 pt.	Armored car services.....	7308
704	Organization hotels and lodging houses, on membership basis.....	7002	7393 pt.	Burglar and fire alarm systems.....	7308
72	PERSONAL SERVICES		7394 pt.	Equipment rental.....	7307
7211	Power laundries, family and commercial.....	7201	7394 pt.	Equipment leasing, except finance leasing.....	7307
7212	Garment pressing and agents for laundries and dry cleaners.....	7201	7394 pt.	Leasing and rental of heavy construction equipment without operators.....	7307
7213	Linen supply.....	7201	7394 pt.	Rental of heavy construction equipment with operators.....	7307
7214	Diaper service.....	7201	7395	Photofinishing laboratories.....	7303
7215 pt.	Coin-operated laundries and dry-cleaning stores....	7201	7396	Trading stamp services (sales offices).....	7308
7215 pt.	Coin-operated laundry machine routes.....	7201	7397	Testing laboratories and facilities.....	7305
7216	Dry-cleaning plants, except rug cleaning.....	7201	7399 pt.	Sign painting shops.....	7308
7217	Carpet and upholstery cleaning.....	7201	7399 pt.	Interior designing.....	7308
7218	Industrial launderers.....	7201	7399 pt.	Telephone answering services.....	7308
7219	Laundry and garment services, n.e.c.....	7201	7399 pt.	Water softening services.....	7308
722	Photographic studios, portrait.....	7303	7399 pt.	Packaging and labeling services.....	7308
723	Beauty shops.....	7203	7399 pt.	Miscellaneous business services, n.e.c.....	7308
724	Barber shops.....	7203	75	AUTOMOTIVE REPAIR, SERVICES, AND GARAGES	
725	Shoe repair, shoe shine, and hat-cleaning shops....	7203	7512 pt.	Passenger car rental, without drivers.....	7501
726	Funeral service and crematories.....	7202	7512 pt.	Passenger car leasing, except finance leasing.....	7501
729 pt.	Reducing salons and health clubs, except resorts....	7203	7513 pt.	Truck rental, without drivers.....	7501
729 pt.	Tax preparation services.....	7203	7513 pt.	Truck leasing, except finance leasing.....	7501
729 pt.	Other personal services, n.e.c.....	7203	7519	Utility trailer and recreational vehicle rental....	7501
73	BUSINESS SERVICES		7523	Parking lots.....	7502
7311	Advertising agencies.....	7301	7525	Parking structures.....	7502
7312	Outdoor advertising services.....	7301	7531	Top and body repair shops.....	7503
7313	Radio, TV, publishers' advertising representatives....	7301	7534	Tire retreading and repair shops.....	7503
7319	Advertising, n.e.c.....	7301	7535	Paint shops.....	7503
732 pt.	Adjustment and collection agencies.....	7302	7538 pt.	General automotive repair shops, except diesel....	7503
732 pt.	Mercantile reporting agencies.....	7302	7538 pt.	Diesel repair shops.....	7503
732 pt.	Consumer credit reporting agencies.....	7302	7539 pt.	Auto electrical and fuel system services.....	7503
7331	Direct mail advertising services.....	7308	7539 pt.	Radiator repair.....	7503
7332	Blueprinting and photocopying services.....	7308	7539 pt.	Glass replacement and repair.....	7503
7333 pt.	Commercial photography.....	7303	7539 pt.	Brake, front end, and wheel alignment.....	7503
7333 pt.	Commercial art.....	7303	7539 pt.	Exhaust system services (muffler shops).....	7503
7333 pt.	Graphic arts and related design and commercial photography, n.e.c.....	7303	7539 pt.	Transmission repair shops.....	7503
7339	Stenographic services; and reproduction services, n.e.c.....	7308	7542	Other automotive repair shops, n.e.c.....	7503
7341	Window cleaning.....	7308	7549	Car washes.....	7503
7342	Disinfecting and exterminating services.....	7308	76	MISCELLANEOUS REPAIR SERVICES	
7349	Cleaning and maintenance services, n.e.c.....	7308	7622	Radio and TV repair shops.....	7600
735	News syndicates.....	7308	7623	Refrigeration and air-conditioning repair shops.....	7600
7361	Employment agencies.....	7308	7629	Electrical and electronic repair shops, n.e.c.....	7600
7362 pt.	Office help supply services.....	7308	763	Watch, clock, and jewelry repair.....	7600
7362 pt.	Help supply, except office workers.....	7308	764	Reupholstery and furniture repair.....	7600
7369	Facilities management services.....	7308	7692	Welding repair.....	7600
7372	Computer programming and other software services...	7304	7694	Armature rewinding shops.....	7600
7374 pt.	Data processing services, except facilities management.....	7304	7699 pt.	Farm machinery and equipment repair shops.....	7600
7374 pt.	Computer facilities management.....	7304	7699 pt.	Lawnmower, saw, knife, tool sharpening and repair.....	7600
7379	Computer related services, n.e.c.....	7304	7699 pt.	Sewer and septic tank cleaning services.....	7600
7391	Research and development laboratories.....	7305	7699 pt.	Other repair and related services, n.e.c.....	7600

SIC code	Title	Reporting form CB-	SIC code	Title	Reporting form CB-
78	MOTION PICTURES		80	HEALTH SERVICES, EXCEPT HOSPITALS--Con.	
7813	Motion picture production, except for TV.....	7801	8051	Skilled nursing care facilities.....	8004
7814	Motion picture, tape production for TV.....	7801	8059	Nursing and personal care facilities, n.e.c.....	8004
7819	Services allied to motion picture production.....	7802	8071	Medical laboratories.....	8003
7823	Motion picture film exchanges.....	7801	8072	Dental laboratories.....	8003
7824	Film or tape distribution for TV.....	7801	808	Outpatient care facilities.....	8004
7829	Services allied to motion picture distribution.....	7802	809	Health and allied services, n.e.c.....	8004
7832	Motion picture theaters, except drive-in.....	7803			
7833	Drive-in motion picture theaters.....	7803	81	LEGAL SERVICES	
79	AMUSEMENT AND RECREATION SERVICES, EXCEPT MOTION PICTURES		81 pt.	Offices of lawyers.....	8100
			81 pt.	Legal aid societies and similar legal services.....	8100
791 pt.	Public dance halls or ballrooms.....	7905			
791 pt.	Dance schools, including children's and professionals'.....	7905	823, 4, 9	SELECTED EDUCATIONAL SERVICES	
7922 pt.	Producers of live theatrical productions.....	7901	823	Libraries and information centers.....	8200
7922 pt.	Producers of radio and TV shows, except tape.....	7901	8241	Correspondence schools.....	8200
7922 pt.	Artists' and entertainers' managers or agents, concert bureaus, booking agents.....	7901	8243	Data processing schools.....	8200
7922 pt.	Other theatrical services.....	7901	8244	Business and secretarial schools.....	8200
7929 pt.	Dance groups and artists.....	7901	8249	Vocational schools, except vocational high schools, n.e.c.....	8200
7929 pt.	Symphony orchestras, opera companies, and chamber music organizations.....	7901	829	Schools and educational services, n.e.c.....	8200
7929 pt.	Other music and entertainment presentations.....	7901			
7932	Billiard and pool establishments.....	7902	83	SOCIAL SERVICES	
7933	Bowling alleys.....	7902	832	Individual and family social services.....	8300
7941 pt.	Baseball clubs.....	7902	833	Job training and vocational rehabilitation services.....	8300
7941 pt.	Football clubs.....	7902	835	Child day care services.....	8300
7941 pt.	Other professional sports clubs.....	7902	836	Residential care.....	8300
7941 pt.	Managers and promoters.....	7902	839	Social services, n.e.c.....	8300
7948 pt.	Auto racetrack operation.....	7902			
7948 pt.	Horse racetrack operation.....	7902	84	NONCOMMERCIAL MUSEUMS, ART GALLERIES, AND BOTANICAL AND ZOOLOGICAL GARDENS	
7948 pt.	Dog racetrack operation.....	7902			
7948 pt.	Racing stables and racing, n.e.c.....	7902	8411	Noncommercial museums and art galleries.....	7904
7992	Public golf courses.....	7905	8421	Noncommercial arboreta, botanical, and zoological gardens.....	7904
7993	Coin-operated amusement device operators.....	7905			
7996	Amusement parks.....	7902			
7997	Membership sports and recreation clubs.....	7903			
7999 pt.	Concession operators of amusement devices, rides..	7905	86	SELECTED MEMBERSHIP ORGANIZATIONS	
7999 pt.	Carnivals and circuses.....	7905			
7999 pt.	Fairs.....	7905	861	Business associations.....	8600
7999 pt.	Commercial museums, art galleries, and botanical and zoological gardens.....	7904	862	Professional membership organizations.....	8600
7999 pt.	Roller skating rinks.....	7905	864	Civic, social, and fraternal associations.....	8600
7999 pt.	Ice skating rinks.....	7905	869	Membership organizations, n.e.c.....	8600
7999 pt.	Other amusement and recreation services, n.e.c.....	7905			
80	HEALTH SERVICES, EXCEPT HOSPITALS		89	MISCELLANEOUS SERVICES	
801	Offices of physicians.....	8001	891 pt.	Architectural services.....	8901
802	Offices of dentists.....	8002	891 pt.	Engineering services.....	8901
803	Offices of osteopathic physicians.....	8001	891 pt.	Surveying services.....	8901
8041	Offices of chiropractors.....	8001	892	Noncommercial educational, scientific, and research organizations.....	7305
8042	Offices of optometrists.....	8001	893	Accounting, auditing, and bookkeeping services.....	8902
8049	Offices of health practitioners, n.e.c.....	8001	899	Services, n.e.c.....	8902

# APPENDIX D.

## Standard Metropolitan Statistical Areas

[Titles and definitions shown for SMSA's are those established by the Office of Management and Budget, as of January 1982]

### Standard Metropolitan Statistical Areas

---


SMSA and definition

---

**Billings, Mont.**  
Yellowstone County, Mont.

**Great Falls, Mont.**  
Cascade County, Mont.

---



# APPENDIX E.

## Percent of Receipts/Revenue Based on Administrative Records and Estimation for the State: 1982

**Table E-1. Firms Subject to Federal Income Tax**

[Includes only establishments with payroll. For meaning of abbreviations and symbols, and for more information on reliability of data, see introductory text]

SIC code	Kind of business or operation	Percent of receipts—		SIC code	Kind of business or operation	Percent of receipts—	
		From administrative records <sup>1</sup>	Estimated <sup>2</sup>			From administrative records <sup>1</sup>	Estimated <sup>2</sup>
	<b>Total</b> .....	<b>1</b>	<b>1</b>	<b>75</b>	<b>Automotive repair, services, and garages</b> .....	<b>1</b>	<b>1</b>
70	<b>Hotels, motels, and other lodging places</b> .....	<b>1</b>	<b>2</b>	751	Automotive rental and leasing, without drivers .....	0	3
7011	Hotels, motor hotels, and motels .....	1	2	752	Automobile parking .....	(D)	(D)
7011 pt.	Hotels .....	1	0	7523	Parking lots .....	(D)	(D)
7011 pt.	Hotels, 25 guestrooms or more .....	0	0	7525	Parking structures .....	(D)	(D)
7011 pt.	Hotels, less than 25 guestrooms .....	3	1				
7011 pt.	Motels, motor hotels, and tourist courts .....	2	2	753	Automotive repair shops .....	1	1
7011 pt.	Motels, tourist courts .....	2	3	7538	General automotive repair shops .....	2	1
7011 pt.	Motor hotels .....	1	0	7538 pt.	General automotive repair shops, except diesel .....	2	1
702, 3, 4	Other lodging places .....	3	2	7538 pt.	Diesel repair shops .....	2	1
703	Trailer parks and camps .....	3	2	7531	Top and body repair shops .....	2	1
702, 4	Rooming, boarding, and membership lodging .....	3	1				
72	<b>Personal services</b> .....	<b>2</b>	<b>1</b>	7534, 5, 9	Other automotive repair shops .....	1	1
721	Laundry, cleaning, and garment services .....	1	1	7534	Tire retreading and repair shops .....	0	2
7215	Coin-operated laundries and dry cleaning .....	2	2	7535	Paint shops .....	4	1
721 ex. 7215	Other laundry, cleaning, and garment services .....	1	1	7539 pt.	Auto electrical and fuel system services .....	0	1
7211	Power laundries, family and commercial* .....	1	0	7539 pt.	Radiator repair .....	(D)	(D)
7216	Dry-cleaning plants, except rug cleaning* .....	1	3	7539 pt.	Glass replacement and repair .....	1	0
Other 721	Laundry and cleaning services, n.e.c.* .....	2	0	7539 pt.	Brake, front end, and wheel alignment .....	3	2
7212	Garment pressing and agents for laundries and dry cleaners .....	0	7	7539 pt.	Exhaust system services (muffler shops) .....	2	0
7213	Linen supply* .....	0	0	754	Transmission repair shops .....	0	2
7217	Carpet and upholstery cleaning .....	2	1	7542	Other automotive repair shops, n.e.c. .....	(D)	(D)
7218	Industrial laundries* .....	2	0	7549	Automotive services, except repair .....	(D)	(D)
7214, 9	Other laundry, garment services, including diaper* .....	7	3		Car washes .....	(D)	(D)
					Other automotive services .....	0	3
722	Photographic studios, portrait .....	2	3	76	<b>Miscellaneous repair services</b> .....	<b>3</b>	<b>2</b>
723, 4	Beauty and barber shops .....	2	2	762	Electrical and electronic repair shops .....	4	2
723	Beauty shops .....	2	2	7622	Radio and TV repair shops .....	3	3
724	Barber shops .....	3	2	7623, 9	Other electrical and electronic repair shops .....	4	1
725	Shoe repair, shoe shine, and hat-cleaning shops .....	1	0	7623	Refrigeration and air-conditioning repair shops .....	5	1
726	Funeral service and crematories .....	1	1	7629	Electrical and electronic repair shops, n.e.c. .....	3	1
729	Miscellaneous personal services .....	2	3	764	Reupholstery and furniture repair .....	3	1
73	<b>Business services</b> .....	<b>2</b>	<b>1</b>	763, 9	Other repair shops and related services .....	2	2
731	Advertising .....	0	1	763	Watch, clock, and jewelry repair .....	0	9
7311	Advertising agencies .....	0	2	769	Miscellaneous repair and related services .....	2	3
7312	Outdoor advertising services .....	(D)	(D)	7692	Welding repair .....	3	2
7313	Radio, TV, publishers' advertising representatives .....	0	0	7694	Armature rewinding shops .....	2	0
7319	Advertising, n.e.c. .....	(D)	(D)	7699	Repair shops and related services, n.e.c. .....	2	2
734	Services to dwellings and other buildings .....	3	2	78, 79	<b>Amusement and recreation services, including motion pictures</b> .....	<b>2</b>	<b>1</b>
7341	Window cleaning .....	(D)	(D)	781, 2	Motion picture production, distribution, and services .....	0	1
7342	Disinfecting and exterminating services .....	2	0	783	Motion picture theaters .....	0	0
7349	Cleaning and maintenance services, n.e.c. .....	(D)	(D)	7832	Motion picture theaters, except drive-in .....	0	0
				7833	Drive-in motion picture theaters .....	0	0
737	Computer and data processing services .....	0	0	792	Producers, orchestras, and entertainers .....	0	2
7372	Computer programming and other software services .....	0	2	7922	Theatrical producers (except motion picture) and miscellaneous theatrical services .....	0	3
7374	Data processing services .....	0	0	7929	Bands, orchestras, actors, and other entertainers and entertainment groups .....	2	0
7379	Computer related services, n.e.c. .....	0	0	793	Bowling alleys and billiards and pool establishments .....	3	1
7392	Management, consulting, and public relations services .....	2	4	7932	Billiard and pool establishments .....	3	0
7394	Equipment rental and leasing services .....	1	1	7933	Bowling alleys .....	3	2
Other 73	Other business services .....	2	1	79 ex. 792,	Commercial sports and other amusement and recreation services .....	2	2
732	Credit reporting, collection agencies .....	5	0	3	Commercial sports .....	3	0
7331	Direct mail advertising services .....	(D)	(D)	794	Professional sports clubs, managers, promoters .....	0	0
7332	Blueprinting and photocopying services .....	9	0	7941	Racing, including track operation .....	4	0
7333	Commercial photography, art, and graphics .....	2	4	7948	Other amusement and recreation services .....	2	2
7339	Stenographic services; and reproduction services, n.e.c. .....	1	1	79 ex. 792,	Dance halls, studios, and schools .....	(D)	(D)
736	Personnel supply services .....	1	3	3, 4	Public golf courses .....	0	7
7361	Employment agencies .....	2	3	791	Coin-operated amusement device operators .....	1	0
7362	Help supply services .....	0	2	7992	Amusement parks .....	(D)	(D)
7369	Facilities management services .....	0	0	7993	Membership sports and recreation clubs .....	3	3
7391	Research and development laboratories .....	(D)	(D)	7996	Amusement and recreation services, n.e.c. .....	2	2
7397	Testing laboratories and facilities .....	0	4	7997	Concession operators of amusement devices, rides .....	0	0
7393	Detective agencies and protective services .....	0	0		Carnivals, circuses, and fairs .....	(D)	(D)
7395	Photofinishing laboratories* .....	1	0	7999 pt.	Other commercial recreation and amusements .....	(D)	(D)
7399 pt.	Sign painting shops .....	7	1	7999 pt.			
7399 pt.	Interior designing .....	3	1	7999 pt.			
7399 pt.	Telephone answering services .....	0	3	7999 pt.			
735, 7396, 7399 pt.	Other business services, n.e.c. .....	(D)	(D)	7999 pt.			

See footnotes at end of table.

**Table E-1. Firms Subject to Federal Income Tax—Con.**

[Includes only establishments with payroll. For meaning of abbreviations and symbols, and for more information on reliability of data, see introductory text]

SIC code	Kind of business or operation	Percent of receipts—		SIC code	Kind of business or operation	Percent of receipts—	
		From administrative records <sup>1</sup>	Estimated <sup>2</sup>			From administrative records <sup>1</sup>	Estimated <sup>2</sup>
80, ex. 806	Health services, except hospitals -----	1	1	823, 4, 9	Selected educational services -----	3	2
801	Offices of physicians -----	2	1	823	Libraries and information centers -----	0	0
802	Offices of dentists -----	1	1	824	Correspondence schools and vocational schools ---	1	0
803	Offices of osteopathic physicians -----	(D)	(D)	829	Schools and educational services, n.e.c. -----	5	3
8041	Offices of chiropractors -----	(D)	(D)	891	Engineering, architectural, and surveying services ..	0	1
8042	Offices of optometrists -----	2	1	891 pt.	Architectural services -----	0	1
805	Nursing and personal care facilities -----	0	0	891 pt.	Engineering services -----	0	1
8049, 807, 8, 9	Other health services -----	2	1	891 pt.	Surveying services -----	0	1
807	Medical and dental laboratories -----	2	1	893	Accounting, auditing, and bookkeeping services ..	2	1
8071	Medical laboratories -----	2	0	83, 892, 9	Social and other services -----	1	4
8072	Dental laboratories -----	4	3	83	Social services -----	1	6
8049, 808, 9	Other health services, n.e.c. -----	2	1	835	Child day care services -----	2	6
81	Legal services -----	3	1	832, 3, 6, 9	Other social services -----	1	6
				892, 9	Other services -----	0	1

Coverage symbols: 0—Less than 10 percent; 1—10 to 19 percent; 2—20 to 29 percent; 3—30 to 39 percent; 4—40 to 49 percent; 5—50 to 59 percent; 6—60 to 69 percent; 7—70 to 79 percent; 8—80 to 89 percent; 9—90 percent or more.

<sup>1</sup>Includes receipts information obtained from administrative records of other Federal agencies.

<sup>2</sup>Includes receipts information which was imputed based on historic company ratios or administrative records, or on industry averages.

**Table E-2. Firms Exempt From Federal Income Tax**

[Includes only establishments with payroll. For meaning of abbreviations and symbols, and for more information on reliability of data, see introductory text]

SIC code	Kind of business or operation	Percent of revenue—		SIC code	Kind of business or operation	Percent of revenue—	
		From administrative records <sup>1</sup>	Estimated <sup>2</sup>			From administrative records <sup>1</sup>	Estimated <sup>2</sup>
	<b>Total -----</b>	1	1	805, 8, 9	Selected health services -----	0	1
7011 pt., 7032, 704	Hotels, camps, and membership lodging -----	0	1	805	Nursing and personal care facilities -----	0	1
7011 pt.	Hotels -----	(D)	(D)	8051	Skilled nursing care facilities -----	1	1
7032	Sporting and recreational camps -----	(D)	(D)	8059	Nursing and personal care facilities, n.e.c. -----	0	0
704	Organization hotels and lodging houses, on membership basis -----	(D)	(D)	808	Outpatient care facilities -----	0	2
7391, 2, 7	Research, testing, and consulting services -----	(D)	(D)	809	Health and allied services, n.e.c. -----	0	0
7391	Research and development laboratories -----	(D)	(D)	81	Legal aid societies and similar legal services -----	(D)	(D)
7392	Management, consulting, and public relations services -----	6	2	823, 4, 9	Selected educational services -----	0	1
7397	Testing laboratories and facilities -----	0	0	823	Libraries and information centers -----	(D)	(D)
792, 7997, 7999 pt., 84	Selected amusement, recreation, and related services -----	3	1	824	Correspondence schools and vocational schools ---	(D)	(D)
792	Producers, orchestras, and entertainers -----	(D)	(D)	8241, 9	Correspondence and vocational schools, except vocational high schools, n.e.c. -----	(D)	(D)
7922	Theatrical producers (except motion picture) and miscellaneous theatrical services -----	2	6	8243, 4	Data processing, business, and secretarial schools -----	0	0
7929	Bands, orchestras, actors, and other entertainers and entertainment groups -----	(D)	(D)	829	Schools and educational services, n.e.c. -----	0	2
7999 pt., 84	Museums, art galleries, and botanical and zoological gardens -----	0	0	83	Social services -----	0	1
7999 pt.	Commercial museums, art galleries, and botanical and zoological gardens -----	(D)	(D)	835	Child day care services -----	1	1
84	Noncommercial museums, art galleries, and botanical and zoological gardens -----	(D)	(D)	832, 3, 6, 9	Other social services -----	0	1
8411	Noncommercial museums and art galleries -----	(D)	(D)	832	Individual and family social services -----	1	2
8421	Noncommercial arboreta, botanical and zoological gardens -----	0	0	833	Job training and vocational rehabilitation services -----	0	1
7997	Membership sports and recreation clubs -----	5	0	836	Residential care -----	0	2
7999 pt.	Fairs -----	(D)	(D)	839	Social services, n.e.c. -----	0	0
				861, 2, 4, 9	Selected membership organizations -----	1	2
				861	Business associations -----	1	1
				864	Civic, social, and fraternal associations -----	1	3
				862, 9	Other membership organizations -----	3	2
				862	Professional membership organizations -----	4	3
				869	Membership organizations, n.e.c. -----	2	2
				892	Noncommercial educational, scientific, and research organizations -----	0	0

Coverage symbols: 0—Less than 10 percent; 1—10 to 19 percent; 2—20 to 29 percent; 3—30 to 39 percent; 4—40 to 49 percent; 5—50 to 59 percent; 6—60 to 69 percent; 7—70 to 79 percent; 8—80 to 89 percent; 9—90 percent or more.


<sup>1</sup>Includes revenue information obtained from administrative records of other Federal agencies.

<sup>2</sup>Includes revenue information which was imputed based on historic company ratios or administrative records, or on industry averages.

## APPENDIX F. Geographic Notes

**Anaconda-Deer Lodge County** was created by the consolidation of Anaconda and the balance of Deer Lodge County in May 1977.

**Butte-Silver Bow** was created in May 1977 by the consolidation of Butte and the balance of Silver Bow County, including the semi-independent city of Walkerville which is not populous enough to qualify as a "place" for the economic censuses.





**REFERENCE MATERIALS • ORDER FORMS • PUBLICATION CORRECTIONS**

Please send me the items marked (X) below.

Corrections (if there are any) for this publication— **Service Industries, Montana, SC82-A-27**

If you purchase several different reports from the 1982 Economic Censuses, you should complete this form from each of the reports and return it to the address shown below to receive publication corrections. However, you should complete the following on **only** one of the forms.

Guide to the 1982 Economic Censuses and Related Statistics

Monthly Product Announcement— A monthly notice of all products released by the Census Bureau during the previous month— useful primarily to persons who plan to purchase publications, tapes, etc., in the future.

Publication announcements and order forms — *Mark (X) subjects in which you are interested.*


- |  |  |   |
|--|--|---|
| <input type="checkbox"/> Retail Trade            | <input type="checkbox"/> Economic Censuses of Outlying Areas (Puerto Rico, Guam, Virgin Islands, and Northern Mariana Islands) | <input type="checkbox"/> Governments              |
| <input type="checkbox"/> Wholesale Trade         | <input type="checkbox"/> Enterprise Statistics   | <input type="checkbox"/> Foreign Trade            |
| <input type="checkbox"/> Service Industries      | <input type="checkbox"/> Minority- and Women-Owned Businesses  | <input type="checkbox"/> Population               |
| <input type="checkbox"/> Construction Industries | <input type="checkbox"/> Agriculture   | <input type="checkbox"/> Housing                  |
| <input type="checkbox"/> Manufacturing           | <input type="checkbox"/> County Business Patterns  | <input type="checkbox"/> International Statistics |
| <input type="checkbox"/> Mineral Industries      | <input type="checkbox"/> Quarterly Financial Report  | <input type="checkbox"/> Geography                |
| <input type="checkbox"/> Transportation          |  | <input type="checkbox"/> Guides, Catalogs, etc.   |

Name		
Organization		
Address/PO Box		
City	State	ZIP Code

**Mail completed form to** ↴

**Customer Services  
DUSD  
Bureau of the Census  
Washington, D.C. 20233**

TEAR HERE



# PUBLICATION PROGRAM

## 1982 CENSUS OF SERVICE INDUSTRIES

Publications of the 1982 Census of Service Industries, containing data on service industries establishments in the United States, are described below. Publications order forms for specific reports may be obtained from any Department of Commerce district office or from Data User Services Division, Customer Services (Publications), Bureau of the Census, Washington, D.C. 20233. The first results were issued in preliminary reports. Final detailed statistics are issued in separate paperbound reports, which subsequently are assembled and reissued in clothbound volumes.

### Final Reports

#### Geographic area series—52 reports (SC82-A-1 to -52)

A separate paperbound report is being published for establishments with payroll for each State, the District of Columbia, and the United States. Each report presents general statistics for establishments of firms subject to Federal income tax, on number of establishments, receipts, payroll, and employment, by varied service classifications, for the United States, States, the District of Columbia, SMSA's, counties, and places with 300 service establishments or more, by kind of business. Greater kind-of-business detail is shown for larger areas. In addition, for places with 2,500 inhabitants or more and for all counties, statistics are provided on number of establishments and receipts for five major kind-of-business groups. For establishments of firms exempt from Federal income tax, statistics are presented on number of establishments, revenue, payroll, and employment by varied service classifications, for the United States, States, the District of Columbia, and SMSA's. Greater kind-of-business detail is shown for larger areas. For each State, the District of Columbia, and the United States, 1982 data are provided on receipts/revenue and employees per establishment, and on receipts/revenue and payroll per employee. Comparative statistics showing percent changes in receipts/expenses and payroll between 1977 and 1982 also are shown.

#### Industry series—5 reports (SC82-I-1 to -5)

The first report (SC82-I-1) presents data based on size of establishment, size of company or firm (firm size is based on all establishments operated by a firm within the same kind of business or kind-of-business group for which data are presented), and legal form of organization. Establishment statistics are presented by receipts/revenue size and by employment size; statistics for firms, by receipts/revenue size (including concentration by largest firms), by employment size, and by number of establishments operated (single units and multiunits). Statistics are presented for establishments with payroll by kind of business on the number of establishments, receipts/revenue, payroll, and employment for the United States.

A report (SC82-I-2) on capital expenditures, depreciable assets, and operating expenses presents data for firms with payroll for the United States by major kinds of business. Operating expenses include annual payroll, supplemental labor costs, purchased services, etc. Receipts data also are provided.

Three other reports (SC82-I-3 to -5) contain data for hotels, motels, and other lodging places; the motion picture industry; and other miscellaneous subjects. Data are presented for the United States as a whole and, where feasible, for States and SMSA's.

### Final Report Volumes

- Volume I. 1982 Census of Service Industries—Summary and Industry Statistics. Includes data previously issued in series SC82-I.
- Volume II. 1982 Census of Service Industries—Geographic Area Statistics. Includes data previously issued in series SC82-A.

### Microfiche

Every final report in the 1982 Census of Service Industries also will be available on microfiche.

### Public-Use Computer Tapes

Selected data—detailed information by geographic area—also are available on public-use computer tapes. For the selected data, these tapes will provide the same information found in the final reports. Public-use computer tapes are available for users who wish to summarize, rearrange, or process large amounts of data. These tapes, with corresponding technical documentation, are sold by Data User Services Division, Customer Services (Tapes), Bureau of the Census, Washington, D.C. 20233.

## OTHER ECONOMIC CENSUS REPORTS

Data on retail trade, wholesale trade, construction industries, manufactures, mineral industries, transportation, enterprise statistics, minority-owned business enterprises, and women-owned businesses also are available from the 1982 Economic Censuses. A separate series of reports covers the censuses of outlying areas—Puerto Rico, Virgin Islands of the United States, Guam, and the Northern Marianas. Separate announcements describing these reports are available free of charge from Data User Services Division, Customer Services (Publications), Bureau of the Census, Washington, D.C. 20233.

Superintendent of Documents  
U.S. Government Printing Office  
Washington, D.C. 20402



**Official Business**

Penalty for Private Use, \$300

POSTAGE AND FEES PAID  
U.S. DEPARTMENT OF COMMERCE  
COM-202


Special Fourth-Class  
Rate—Book

---





CB/Bureau of the Census Library



5 0673 01047590 6