GHQ/SCAP Records (RG 331, National Archives and Records Service)

Description of contents

(1) Box no. 2841

(2) Folder title/number: (12)
Laboratory Information

(3) Date: Oct. 1946 - Aug. 1949

(4) Subject:

Classification	Type of record
9750	c

(5) Item description and comment:
Tokyo

(6) Reproduction: (Yes) No

(7) Film no. Sheet no.

(Compiled by *National Diet Library*)

Re. Kanagawa Prefectural Laboratory.

1. Organization:

a.	General Affairs Section	40 personnel
b.	Bacteriological Section	
c.	Biochemical Section	
d.	Veterinary Section	
e.	Pathological Section	
f.	Vaccine Production Section	13 "
		53 personnel

2. Staff

Director: Dr. Kodama

Doctors: Dr. Tanaka, Chief of Serological division of Bacteriological Section

Dr. Morikubo, Chief of T.B. division of Bact. Section

Dr. Yoshida, Chief of Chemical examination of Bact. Sect.

Dr. Aima, Medical examiner

Dr. Kihara, " "

Dr. Suzuki, Chief of Vaccine Production Section

7 doctors

8 Pharmacists

7 Veterinarians

31 others

53 Personnel

3. Bacteriological Section:

The biggest section of this laboratory.

a. About 300,000 examinations were performed in one year.

b. 2/3 of examinations were for Public Health offices.
1/3 of examinations were for private physicians.

c. Mainly blood or serological examinations for latter

e. 15,000 were sent from prefectural Health Department, and 10,000 were sent from city office.

f. Used SS Agar culture media.

4. Veterinary Section (Chief: Dr. Uryu, VMD)

a. Milk examinations (bacteria counting)

b. Rabies examinations (Negri's reaction)

5. Pathological Section

a. About 20 Autopsies in a month

b. The corpses will be kept at the morgue of the Yokohama Medical University

6. Biochemical Section (Chief: Dr. Kanno)

a. Examination of Santonin

b. Examination of Sulfadiazin and other Sulfa drugs

c. Examination and research of Anthelmentics (Hexylresolcinol was the best anthelmentic)

d. Examination of Insecticides

7. Vaccine Production Section (Chief: Dr. Suzuki)

a. Producing Typhoid, Paratyphoid, Cholera and Pertussis vaccine.

b. Typhoid and Paratyphoid Vaccine production is just enough for the use in Kanagawa prefecture

c. 100% of vaccine passed the assay

3/Oct

Laboratory

Apr

Tokyo-to Laboratories for Medical Sciences

23 August 1949

The tour of roundabout way for Health Center

(1) Asakusa----Mukojima----Edogawa----Koiwa----Honjo Branch Office (Joto, Honjo, Fukagawa)----Nihombashi----Kojimachi ----(Chuo)----Kanda----Ushigome.

(2) Shakujii----Nerima----Toshima Branch Office (Toshima, Itabashi, Takinokawa)----Oji----Mikawashima Branch Office (Arakawa, Adachi)----Katsushika----Shinjuku----Komagome Branch Office (Hongo, Shitaya)----Bacteriological Section (Koishikawa)

(3) Yotsuya----Akasaka (Azabu)----Shiba----Shinagawa----Omori ----Kamata----Ebara Branch Office (Ebara)----Megro---- Shibuya----(Tamagawa, Kinuta)----Suginami----Nakano---- Yodobashi----Okubo

Tokyo-to Laboratories for Medical Sciences

TSI-54

4 April 1949

To : The Head of the General Affairs Section of the Secretariate of the Welfare Minister.

Subject : Application concerning about the distribution of cars which are under the jurisdiction of the Welfare Minister, to be used for sanitary and communicable diseases prevention works.

By the 22 Ordinance of Tokyo-to, issued on 5 March 1949, The Tokyo-to Laboratories for Medical Sciences are unified with former Tokyo-Metropolitan Bacteriological Inspecting Laboratory, Tokyo-Metropolitan Inspecting Laboratory for Hygiene, Tokyo-Municipal Examination Office of Cattle Deseases, Tokyo-Metropolitan Hygienic Laboratory, Tokyo-Metropolitan Institute for Pharmacy, and Tokyo-to Plasma Laboratory; and are performing the business according to the Articles 5 and 6 of the Ordinance Which mentioned in a separate volume. And as the Bacteriological Section and its Branch Offices are strewn over Hachioji and 10 places, the 3 cars must be necessary for gathering the examination stuffs emergently, and also for to accomplish the duties of sanitary and infections deseases prevention works.

However we have only one car that was distributed for the former Bacteriological Laboratory. It is the origin for our business delayed and moreover, could not be accomplished the order of Allied Forces and the Welfare Minister.

This is the reason that we implore your good-will to be distributed the cars as mentioned below :

1. Kind of cars : any classes will do.

2. Quantities : 2 cars.

We presented to the Chief of Prevention Bureau of Welfare Ministry the same document too.

Takeo Koyama
Director of Tokyo-to Laboratories for Medical Sciences

Charges for Examination
(Revided on 10 July 1949)

Tokyo-to Laboratories for Medical Sciences

	Sample charge ¥	Basis of Account				
		Charge by accounting method of Social Health Insurance				
		point	Unit(¥)	Total(¥)	Discount	
1. Serological Examination						
1) Widal's Test 1 matter	25.00	3	11	33	20 %	
2) Weil-Felix Reaction 1 matter	25.00	3	11	33	20 %	
3) Wasserman Test 1 matter	80.00	8	11	88	10 %	
2. Bacteriological Microscopic Test 1 matter	120.00	2	11	22	10 %	
3. Bacteriological Culture Test 1 matter	120.00	15	11	165	30 %	
		Wear & tear Expense (¥)	Utensil Expense (¥)	Wage (¥)	Miscel-laneous Expense (¥)	Total (¥)
4, Environmental Examination						
1) Thermal Condition 1 matter	30.00	-	10	20	-	30
2) Illumination 1 matter	50.00	20	2	28	-	50
3) Noise 1 matter	60.00	-	20	40	-	60
4) Dust 1 matter	80.00	4	2	74	-	80
5) Carbon Dioxode gas 1 matter	100.00	18	8	74	-	100
6) Carbon Monoxide Gas 1 matter	150.00	40	20	90	-	150
7) Building, Factory, Office, Department & Shop, School, Apartment, Dwelling, House. 1 matter	2000.00	150	343	1507	-	2000

5. **Foods, Favourites, and Table Wares.**						
1) **Liquor, Sauce, Cooling Drinks** Qualitative Analysis 1 component	300.00	2	-	240	58	300
Ditto 1 matter	1500.00	300	30	1152	58	1500
Quantitative Analysis 1 Component	250.00	50	6	180	14	250
2) **Fats & Sp. Gravity of Milk (except its products)** 1 matter Above 500 c.c.	100.00	10	-	70	20	100
3) **Anticeptics, Artificial Sweet andcColoring matters or Injurious heavy metals in Foods and Favourites above 1 liter or 300gr.** 1 matter	300.00	150	20	100	30	300
4) **Sanitary Test of Baking Powder** 1 matter	300.00	100	20	170	10	300
5) **Judgement of Meats** 1 matter	100.00	20	10	60	10	100
6) **Test of Artificial Sweet** 1 matter	300.00	150	30	100	20	300
7) **Test of Artificial Coloring Matters** 1 matter	500.00	300	70	100	30	500
8) **Test of Table & Cooking Wares** 1 matter	100.00	20	10	60	10	100
6. **Standardization**						
1) **Artificial Dressing Materials** 1 material	700.00	290	50	320	40	700
2) **Artificial Coloring Materials** 1 material	850.00	400	70	300	30	800
3) **Artificial Baking Powder** 1 material	200.00	100	20	70	10	200

4) Pacage and Utensil	1 material	60.00	10	20	25	5	60
5) Milk and its Products	1 material	500.00	100	150	250	50	500
6) Cooling Drink and Syrup	1 material	300.00	100	10	180	10	300
7) Ice	1 material	100.00	20	5	70	5	100
7. Water Examination							
1) Water							
Qualitative Analysis Above 6 litre	1 matter	700.00	105	5	560	30	700
Quantitative Analysis Above 10 litre	1 matter	3000.00	450	50	2400	100	3000
2) Well Water (above 2 litre)	1 matter	150.00	50	5	80	15	150
3) Water for Water supply	1 matter	200.00	60	5	120	15	200
4) Industrial Water	1 matter	300.00	120	5	160	15	300
5) Sewage, Waste Water	1 matter	1500.00	280	60	1040	120	1500
8. Mineral Water & Hot Spring							
1) Test for Mineral Water	1 matter	500.00	65	25	360	50	500
2) Qualitative Analysis (above 2 litre)	1 component	60.00	39	1	15	5	60
3) Quantitative Analysis (above 2 litre)	1 component	100.00	54	1	40	5	100

9. **Drugs and Medical Supply**						
1) **Pharmacopea Examination** 1 matter	1000.00	550	50	250	150	1000
2) **Qualitative Analysis** 1 matter	500.00	300	50	100	50	500
3) **Quantitative Analysis** 1 matter	1000.00	500	50	350	100	1000
10. **Cosmetics**						
1) **Qualitative Analysis** 1 litre or above 300 gr. 1 matter	500.00	200	50	200	50	500
2) **Heavy Metals in Cosmetics** 1 matter	500.00	200	50	200	50	500
11. **Fats, Fatty Oils, Waxs, refined Oils and Mineral Oils.**						
1) **Acid Value Test** 1 matter	60.00	10	10	35	5	60
2) **Jodine Value and Saponification Value Test** 1 matter	100.00	15	20	60	5	100
12. **Pharmacy Material**						
1) **Qualitative Analysis** 1 component	200.00	20	30	140	10	200
2) **Quantitative Analysis** 1 component	200.00	40	30	120	10	200
13. **Judgement of Drugs**						
1) **Microscopic Test,** 2) **Chemical Test** 3) **Pharmacopea Test** Each simple Test	100.00	20	20	50	10	100
Each complicated Test	500.00	100	100	250	50	500

Sorts of Prophylactics	Raw Material Expense	Official Approval Expense	Wage	Miscellaneous Expense	Total
1) Mixed Vaccine, Typhus & paratyphus ¥ 50 c.c. 90.00	29	7	30	24	90
2) Cholera Vaccine 50 c.c. 120.00	40	11	36	33	120
3) Diphtheria-Anatoxin 20 c.c. 90.00	57	6	12	15	90
4) Pertussis Vaccine 20 c.c. 80.00	48	6	12	14	80
5) Rabies Vaccine for Animal 100 c.c. 900.00	560	65	120	155	900

Tokyo-to Laboratories for Medical Sciences

19 Aug. 1949

Present condition of Chloramin Preparation

Name	Unit	Stocks on Hand (Bottle)	Price a piece (¥)	Discount price (¥)	Remarks
Chloramin T Tablet	25 tab.	18,090	17.00	12.00	
" Token " Shodoku-yaku (Disinfectant)	200 gm.	375	130.00	90.00	Graininess Preparation

Materials and Prearranged date of Preparation

Name of Material	Stocks on Hand	Prearranged date of Preparation
Chloramin	1,300 KG	Producing capacity 90,000 Tablet per day

Recommendation time for disinfecting drinking water

List of Wasserman Test Matters

From Health Centers

Aug. 1949 (from 1st to 21st)

Tokyo-to Laboratories for Medical Sciences

Name of Branch Office	Name of Health Center	Number of Matters
Bacterio-logical Section	Kojimachi H.C.	260
	Asakusa H.C.	19
	Toshima H.C.	45
	Akasaka H.C.	9
	Azabu H.C.	5
	Oji H.C.	60
Sum		398
Hachioji Branch Office		194
Toyotama Branch Office		204
	Suginami H.C.	61
Sum		265
Toshima Branch Office	Itabashi H.C.	279
	Nerima H. C.	49
	Toshima B. O.	53
Sum		381
Honjo Branch Office		427
Komagome Branch Office		150
Mikawa-shima Branch Office		582
Ebara Branch Office		16
	Ebara H.C.	65
	Omori H.C.	95
Sum		176
Total		2581

Remarks

We report only about Wasserman Test Matters as above, because we have not yet detailed dataof examination matters from each Branch Offices of the August.

List of Examination Matters from Health Centers

July 1949

Tokyo-to Laboratories for Medical Sciences

Kind / Health Centers	Typhus Paratphus	Dysenteriae	Tuberculosis	Parasite	Gonorrhoea	Syphilis	Clinical Test	Others	Total
(Bacteriological Section)									
Kojimachi Health Centre	19	5				44		13	81
Azabu H.C.	4	13						7	24
Setagaya H.C.		4						5	9
Shibuya H.C.		8							8
Oji H.C.		1							1
Kita-tama 1st H.C.		7							7
Koishikawa H.C.	5							4	9
Asakusa H.C.						13			13
Sum	28	38				57		29	152
Hachioji (Branch Office)									
Minami-tama H.C.	39	1	6			52		10	108

Kita-tama 1st H.C.	2	9	6			44		4	65
Nishi-tama H.C.		2	6			19			27
Sum	41	12	18			115		14	200
Mikawashima (Branch) Office Arakawa H.C.	34	70				290		6	400
Katsushika H.C.	32	14				66			112
Adachi H.C.		11		10		97		6	124
Sum	66	95		10		453		12	636
Komagome (Branch) Office Asakusa H.C.	14	12							26
Shitaya H.C.	10	10							20
Hongo H.C.	50	20				75			145
Koishikawa H.C.	71	28						16	115
Kanda H.C.	5	3				146			154
Nihombashi H.C.	12								12
Sum	162	73				221		16	472
Toshima (Branch) Office Toshima H.C.	19	21				92		1	133
Takinogawa H.C.	10	37						4	51
Nerima H.C.	5	10	9		1	84	1	3	113

Itabashi H.C.				15					15
Sum	34	68	9	15	1	176	1	8	312
Toyotama (Branch) Office									
Yodobashi H.C.	5	8				13	2		28
Nakano H.C.	24	18				72			114
Suginami H.C.	5					122			127
Kinuta H.C.	1	25				21			47
Kita-tama 1st H.C.								5	5
Shibuya H.C.						42			42
Yotsuya H.C.						50			50
Sum	35	51				320	2	5	413
Ebara (Branch) Office									
Meguro H.C.	50	40						13	103
Omori H.C.	30	10				140		9	189
Shinagawa H.C.		15				22		9	46
Setagaya H.C.		21						1	22
Ebara H.C.						64			64
Sum	80	86				226		32	424

Honjo (Branch) Office Honjo H.C.	54	94				18		21	187
Mukojima H.C.	30	50							80
Nihombashi H.C.		4							4
Joto H.C.		27				29		1	57
Edogawa H.C.		44				108			152
Fukagawa H.C.						142			142
Sum	84	219				297		22	622
Total	530	642	27	25	1	1865	3	138	3231

List of Examination Matters from Health Centers

June 1949

Tokyo-to Laboratories for Medical Sciences

Kind / Health Centers	Typhus Para-Typhus	Dysen-teriae	Tuber-culosis	Para-site	Gonor-rhoea	Syphi-lis	Clini-cal Test	Others	Total
(Bacterio-logical Section)									
Kojimachi Health Centre	10	3	3	10		454			480
Akasaka H.C.		6							6
Setagaya H.C		4							4
Shibuya H.C.		11							11
Hongo H.C.							1		1
Katsushika H.C.							1		1
Toshima H.C.						4		1	5
sum	10	24	3	10		458	2	1	508
(Hachioji Branch Office)									
Minami-Tama H.C.	30	75				52			157
Kita-tama 1st H,C.		22				52			74
Kita-tama 2nd H.C.						42			42
Nishi-tama H.C.						26			26
sum	30	97				172			299

Mikawashima (Branch) Office Arakawa H.C.	12	1				221		3	237
Adachi H.C.	6	3	15	645		91		2	762
Katsushika H.C.		49				79			128
Sum	18	53	15	645		391		5	1127
Komagome (Branch) Office Asakusa H.C.	19	3				16			38
Shitaya H.C.	19	2							21
Hongo H.C.	60	10				66			136
Koishikawa H.C.	76	11							87
Kanda H.C.	6	7				146			159
Sum	180	33				228			441
Toshima (Branch) Office Toshima H.C.	66	22							88
Takinogawa H.C.	18	20							38
Nerima H.C.	12	15	14			100		4	145
Sum	96	57	14			100		4	271
Toyatama (Branch) Offiwe Yodobashi H.C.	12	24				20			56
Nakano H.C.	240	10						1	251

Suginami H.C.	12	9				90			111
Kinuta H.C.	2					40			42
Azabu H.C.		4							4
Kita-tama 1st H.C.			1						1
Shibuya H.C.						44			44
Sum	266	47	1			194		1	509
Ebara (Branch) Office									
Shinagawa H.C.	2	12							14
Omori H.C.	16	9				119			144
Meguro H.C.	26	23							49
Setagaya H.C.	11							8	19
Ebara H.C.						58			58
Sum	55	44				177		8	284
Honjo (Branch) Office									
Honjo H.C.	52	44							96
Joto H.C.		4				56			60
Nihombashi H.C.		8							8
Edogawa H.C.		8				58			66
Sum	52	64				114			230
Total	707	419	33	655		1834	2	19	3669

NUMBER OF WASSERMANN SENT BY HEALTH CENTER

Reported by Mr. Matsui, Wassermann Section, Bacteriology Laboratory.

JUNE

Kojimachi	454
Toshima	4
Joto	56
Edogawa	58
Asakusa	16
Ebara	58
Suginami	90
Minamitama	52
Kitatama I.	52
Kitatama II	42
Nishitama	26
Hongo	66
Ohmori	119
Shibuya	94
Nerima	100
Arakawa	221
Adachi	91
Katsushika	79
Kanda	146
Yodobashi	20
Kimuta	40

JULY

Miramitama	63
Kojimachi	464
Suginami	40
Nerima	50
Ohmori	139
Ebara	53
Fukagawa	10
Toshima	59
Asakusa	13
A'nasaka	1

Tokyo-to Laboratories for Medical Sciences

20 Aug. 1949

Subject : Articles for Wasserman Test

Articles for Wasserman Test, received on each Branch Offices of this Laboratory, were all tested on Bacteriological Section and there are no fact that the articles for test were requested for the test to Tokyo University.

The condition of the receiving articles for test in July on each Komagome and Toshima Branch Office are shown as follows;

	Name of Sender	Number of Articles
Komagome Branch Office	Hongo Health Center	73
	Kanda Health center	146

(From Aug., it has been sent from Shitaya Health Center , too.)

Toshima Branch Office	Nerima Health Center	84
	Toshima Health Center	69

On 20 Aug. 1949, Oji Health Center sent first 60 Articles for test to this Bacteriological Section.

Laboratory activity of Health Centers in Jan. 49
monthly report

報　　年　　月　自至　日日　傳染病患死者　報　　東京都衛生局

	Smear	sputum	urine	stool	culture	Sedimentation	C.F.	Precipitation	Chem.	food	Milk	water	Sero-diagnostic	spinal Fluid	Total
Kanda		10		30	559		175	175							949
Kojimachi	75	28	23	38	2	354	357	357		4			6		1268
Chuo	167	184	178	310	54	690				2			349		1935
Nihonbashi	10	10	109	168		66	185				5				564
Shiba		29	15	35		343									422
Azabu		4	2	357		45				3	2				413
Akasaka		9	2												11
Ushigome	5	5	13	55									23		101
Yotsuya	22		63	94		130	3								312
Yodobashi	286	12	14	273		105									690
Koishikawa	57	6	8	40		167									278
Hongo			50	7		20			1						77
Shitaya	250		65	598	141	1320				53	5		16		2448
Asakusa	21	5	29	5											60
Mukojima															0
Honjo															0
Fukagawa			55			43				6					61
Joto		5	72			166							84		327
Shinagawa	20	20	12	519		420	86								1077
Ebara	106	16	12	100		76	17	17	12		2				348
Meguro	3	12	12	296		199							31		553
Omori	6	30													86
Kamata	2	5	65	61		172							158		463
Setagaya	9	16	22	82		238									367

Shibuya																
Asakusa	21	5	29	5												66
Mukojima																
Honjo																0
Fukagawa			55			43					6					61
Joto		5	72			166								84		327
Shinagawa	20	20	12	519		420	86									1077
Ebara	106	16	12	100		76	17	17	12			2				348
Meguro	3	12	12	296		199								31		553
Omori	6	30														86
Kamata	2	5	65	61		172								158		463
Setagaya	9	16	22	82		238										367
Kinuta		6	10	279			65									481
Shibuya	4	6	33	335	9	94					235		1			716
Nakano		6	41	47		127										221
Suginami	521	73	372	2736	620	530	94	14			15	16		11		5002
Toshima	6	6	11	40		90	58	58								266
Oji	1	25	37	14		39		407								523
Takinogawa			136	52		27										79
Arakawa		6	80	1894		202										2207
Itabashi	1		544	201		30	544	544			1					1864
Nerima				7												7
Adachi	90	40	75	19	1	246	165	165			5	16	4	2	1	396
Katsushika	78	83	29	72		209	55	23								579
Edogawa		14	12	998		194								24		1397
Nishitama		10	37	367		238		32						32		716
Minamitama		2	61	76		173		33								345
Kitatama I	14	13	20	30		172		32								281
Kitatama II	16	14	6	116		390								53		595

SUBJECT: Survey on Tokyo-To Medical Examiner's Office

TO: Chief, Public Health Section

DATE: August 3rd, 1949

SUBMITTED BY: Dr. H.W. Toyoda

(I) Historical Study

(II) Status Quo

(III) Recommendations

I. Historical Study

A. On 11 December 1946, the memorandum on the subject of establishing medical examiner's bureau, has been issued by the chief of Public Health and Welfare, SCAP to the Ministry of Welfare and subsequently, in reply, the memorandum of the Medical Section chief, Ministry of Welfare has been issued to the chief of Public Health and Welfare, SCAP, and the following points have been said to be carried out: a. Medical examiner's office will be immediately established in Tokyo, Osaka, Kyoto, Yokohama, and Kobe. It will be established in Nagoya and Fukuoka from 1 February 1947. b. The office will be established within the Bureau of Health, under supervision of the Governor. The Governor shall be responsible for the final decision on the cause of death by medical examination or by autopsy. c. Medical examinations and autopsies are classified into the following two categories: 1) Designated by the Criminal Suit Law, and 2) Designated by the Ordinance No. 1 of Ministry of Welfare, 17 January 1947 which is based on the SCAP memorandum of 11 December 1946. d. Medical examiner's office shall be responsible for medical examination and autopsy in compliance with Criminal Suit Law, No. 176 and the Ministry of Welfare Ordinance No. 1 as much as possible. Some special cases where juridical procedure necessitates medical examination and autopsy may be assigned and carried out by some other specialist of established reputation in the field, outside of the official medical examiner.

B. Legal and Forensic Medicine in Japan has only been of the recent development. Professor Mita was the first professor for this department at Tokyo University. Professor Furuhata of Tokyo University, and Professor Nakadate of Keio University are the authorities in the field, and are the students of Professor Mita. On April 1st, 1946, Tokyo-To requested Professors Nakadate and Furuhata to act as medical examiners for Tokyo-To. On 5 Feburary 1948, Tokyo-To Medical Examiner's Office has been established. Tokyo University and Keio University still hold the prestige in the field. These two Universities, especially Tokyo University are monopolizing the cases of juridical autopsies. The formal procedure to do the juridical autopsy the court issues the permit for juridical autopsy to the Procurator (attorney general). Attorney general then may assign anyone with the credit for perform the juridical autopsy. (Shiho-kaibo-kantei-shokutaku-sho). According to the memorandum juridical autopsies are to be done by the Tokyo-To Medical Examiner's Office. In practice none has been assigned to the medical examiner's office yet. Government pays three to five thousands yen per autopsy and usually money goes to Tokyo University and they also get the materials for the students. Attorney general has expressed the opinion that he has no objection to let Tokyo-To Medical Examiners carry out juridical autopsies.

II. Status Quo

A. Physical plant: The building is the former dormitory of the nurses at Otsuka Hospital and, is entirely unsatisfactory as for the medical examiner's office. Dead bodies are brought in and funeral cars are going out several times a day does not make it fit for the hospital standard requirement for environmental adjustments.

B. Main autopsy room is entirely inadequate because of its small capacity, lack of lighting system, and low ceiling, no adequate entrance for the dead bodies. If they should keep medical examiner's office under SCAP order it must be altogether reorganized for the better facilities and its functions.

C. Adjunct laboratories are in such condition that many instrument and equipment are apparently necessary. As far as their present functions are concerned, it is very hard if not impossible to ask them for the better work. Found number of ingenious instruments made by the people of laboratories for the substitutes of expensive instruments. One chemist and one assistant, five technicians and in the histological section, ten doctors, handling ever increasing number of cases, giving 1531 in 1948. Averaging about 4 to 5 autopsies per day. The present adjunct laboratories should be improved to give the better and satisfactory work for the public.

III. Recommendations:

A. Inasmuch as the medical examiner's office has been established in compliance with the SCAP order, it should be improved so as to satisfy the requirements and function smoothly.

B. Two different methods of making improvements are suggested. a. To make the immediate improvement of the present organization per se. b. The other plan for the improvement would require to take the Tokyo-To laboratories of Medical Sciences into the consideration is parallelism. c. Political as well as economical situations are holding back the further development of the scientific work of all the laboratories. d. According to the Ministry Ordinance the following scheme has been suggested and established.

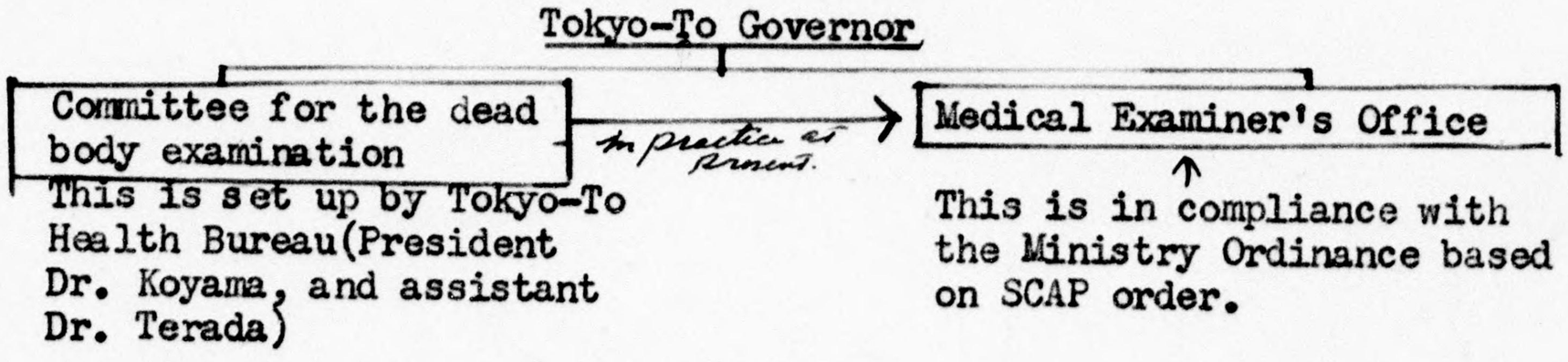

In practice medical section chief of Health Bureau, Dr. Terada is supervising the medical examiner's office.

Medical Examiner's Office is of such nature that requires absolute fairness and justice in respecting scientific facts and data; no political influences should ever enter into the supervision of its work. Its scope and nature of the work should suggest the direct administrative supervision of the Governor. The committee for the dead bodies examination already organized on 19 September 1946 should be the advisory committee to the governor, and not be the immediate supervisor of the Medical Examiner's Office.

C. The same principle should better be applied for the Tokyo-To Laboratories for Medical Sciences. It is desirable to have the scientific laboratories free from political complications, and remain as a whole to be the representative for the scientific facts and data which are needed badly for the better and democratic administration of Tokyo-To. Economics, Education, Construction as well as Health Bureau require the laboratory work for their better planning and administration. Respect for the facts produced by scientific work is generally overcome by the personnel and political influences among Japanese, which build up peculiar prestige of the public officer including government schools, and this is the primary source of the sectionalism and complication of bureaucracy.

F. The possible long range solution for

1. Establishment of respectful attitude for the facts and justice,
2. Dissolving the peculiar phenomena of sectionalism and bureaucracy; pertaining to Tokyo-To administration, especially of Bureau of Health, present laboratories should better be utilized to the full extent not only by the Health Bureau but by other bureaus as well, including Metropolitan Police Board, which of course need the laboratories of special purpose, but other laboratory facilities can be obtained at the central laboratories if they are ~~neutrally~~ mutually cooperative. For instance Metropolitan Police Board after having been deprived of still maintain some laboratories by themselves specially for the chemical analyses of drugs and others etc. Therefore-to be fair to all, and to obtain the best efficiency the mutual cooperative attitude should be encouraged as a matter of basic principles. One of the suggestion will be therefore, to put the laboratories under immediate supervision of the Governor, and set up the committee by the chiefs of all bureaus including chief of Police Board as the adviser to the governor as to operating the laboratories including Medical Examiner's Laboratory. <u>Bureau of Health does not lose anything by doing so.</u> Because of the fact, that under such conditions, laboratories will be the subject of common interest of all the bureaus, and distinctly it will get the Tokyo-To level general support. It is apparently becoming more evident that laboratories won't make any more progress as long as it comes under the Bureau of Health of which capacity is limited to the small individual bureau level.

The place where the laboratories for Medical Sciences are, there are number of good buildings nearly vacant, vacant or partially used. It would make the splendid Medical Center having the hospital near to it.

It will be the wonderful monument for the Public Health program for Japan. Into these vacant or partially used buildings all the separate units of the laboratories could be put together and function more closely. As long as they remain separately the duplication of the work cannot be avoided and will only encourage strong sectionalism in the future. As for immediate example the small unit of medical section of bureau of Health will never fulfill its responsibility to carry out and supervise the work of Medical Examiner's Office of which work is apparently on the national level and not Tokyo-To level as far as the nature of the work and its scope is concerned. Under the present system it will only encourage the political (scientific?) prestige of Tokyo University and its colleagues by monopolizing the specific work.

It is therefore, important and basic to have every bureau and board especially police and education boards should be encouraged to use laboratory facilities freely and the mutual cooperation will bound to be established.

Progress in public health require the simultaneous progress in economic and educational fields. At the present moment there is lacking the focus point at which the interest of all different sections, bureaus, and boards of Tokyo-To should be centered upon.

Tokyo-To laboratories could serve in dual purposes. The first is to serve for the scientific purposes, and the other is the general educational center for the Tokyo-To government and for the public. If the laboratories could remain free from political and economical influences, it would serve efficiently in promoting democratic understanding and the way of doing things by mutual cooperation. This theory can be applied to any form of organization in Japan. Especially the hospital organization in Japan is the model type where all the shortcoming, sectionalism and bureaucracy are prevalent. The primary source of the drawbacks is the lacking of the focus point that would serve unselfishly for any person, section or group of people.

HEADQUARTERS
TOKYO CIVIL AFFAIRS TEAM
PUBLIC HEALTH SECTION
APO 181

7 July 1949

SUBJECT: Survey on Bacteriological Branch Laboratories of Tokyo-To Laboratories of Medical Sciences

TO: Chief, Public Health Section

Submitted by: Dr. Hideo W. Toyoda

(1) Physical plant of the Branch Laboratories

(2) Administrative and supervisory authority

(3) Present status of the Branch Laboratories

(4) Conclusion

(5) Recommendations.

Toshima Branch: Branch laboratory is located in Toshima hospital building, next to the hospital laboratory. Vice director of the hospital, Dr. Adachi is in charge of the laboratory branch. Major work of the branch laboratory is consisting of mostly of the bacteriological examinations. All the serological examinations are sent to the central bacteriological laboratory.

Komagome Branch: The branch laboratory is under supervision of assistant director of Komagome Hospital. Bacteriological examinations are the only tests done in the branch office. Serological and other test samples are sent to the central laboratory.

Toyotama Branch: All the serological samples are sent to the central laboratory and the bacteriological examinations are carried out with the cooperation of the hospital laboratories. Director of the hospital is in charge of the branch laboratory.

Honjo Branch: All the serological test samples are sent to the central laboratory for examinations. Bacteriological work is done in the branch laboratory. Director of the hospital is in charge of the branch.

Ebara Branch: All the serological test samples are sent to the central laboratory but bacteriological tests are being carried out in the branch laboratory. Director of Ebara Hospital is in charge of the branch.

Mikawashima Branch: Independent bacteriological laboratory unit, and belongs to the central bacteriological laboratory.

Hachioji Branch: Independent bacteriological laboratory units, and belongs to the central bacteriological laboratory.

I. Critical Survey of the Work of Branch Laboratory

1) Physical plant: The branch laboratories are the branches of the central bacteriological laboratory, and are not equipped for any other purpose other than for routine bacteriological tests. Chemical and serological examinations are referred to the Central Laboratory. Supply of gas is generally poor and is usually available at the time between 11:30 to 1:00 P.M. daily, and other conditions including laboratory equipments and maintenance are quite unsatisfactory. The worst example is the Mikawashima Branch Laboratory. This laboratory is formerly belonged to Metropolitan Police Board for the quarantine examination, such as the biological and bacteriological examination of "Rat". The building is located in the district where the ground level is quite low which easily yields of flooding quite often. Drainage of waste water is very bad. Open ditch full of putrified sewage is altogether insanitary and appears unfitted for the bacteriological laboratory. The room where the rats are autopsied is entirely inappropriate without any proper protective measure. Screen windows are found broken; flies are coming through in and out of the room. The technician handling the suspect rats are not protected by the proper protective measures. No rubber gloves, no aprons, no head covers of any kind are found available and no bath is available after autopsy. Sterilization apparatus of proper capacity is not installed at all. They have the old fashioned antique "Koch" sterilizer which will be temporarily set up in the janitors quarters whenever it is required to sterlize apparatus. Up to this time every examination gave negative result. However, in

case they get positive result for the "pest smear test", there will be no proper way to handle the case. Quarantine measure for the laboratory itself can not be properly established, because of the condition and circumstances prevailing in and out of the laboratory. In fact this is one of the two laboratories in entire Japan for examining "pest".

It is, in consequence imperatively hoped for as to taking immediate step for improvement. To permit continuing the laboratory work, some protective measures should be taken immediately to avoid the possible disastrous consequences. Therefore, it may be stated in the light of facts that seven branches are far from being meeting the minimum requirements for the bacteriological laboratories. They are not meeting the standard neither as clinical laboratory, bacteriological laboratory, nor as the special study laboratory, such as for "Pest" examination. Their physical plants of the present status may only allow them as the sample receiving centers for the health centers, hospitals and practitioners in the district, which is also functionally important part of the entire laboratory organization.

2) Administrative and supervisory authority: Officially these branches come directly under the Bacteriological Laboratory of Tokyo-To Laboratories for Medical Sciences. However, as a matter of fact bacteriological laboratory has no sufficient fund, nor the facilities to take care of the work at branches. Requisition coming to the bacteriological laboratory must then go through the general affairs section of the central laboratory.

General Affairs Department of Central Laboratory Office

↑

General Affairs Section of the Central Bacteriological Laboratory

↑

Branch Laboratory Clerical Division

This triple scales of the clerical work must go through finally to the General Affairs Section of the Health Bureau. To repair the simplest thing, such as changing electric bulbs must go through the regular channels of the triple scale procedures. Some of the branch officers consider themselves directly under supervision of the General Affairs Department of the central laboratory and some think branches are independent and free from the supervisory authority of the bacteriological laboratory. After all, branches are more or less left alone and no steps have been taken in view of having their function operated properly being set on the track with the right direction. They are simply doing the work according to the traditional inertia of the laboratories. At the present moment, it is quite obvious that no serious consideration has been given to the branch laboratories. And it is the fact that branch laboratories especially at Mikawashima and Hachioji are over-loading their capacities.

3) Function of the Branch Laboratories: Without exception all the branch laboratory work are confined in the field of bacteriological examinations, and serological, and chemical examinations are all sent into the central laboratory. Most of the tests are the same nature of the examinations that are also carried out in the hospital clinical laboratory. As far as the branch work is concerned there is no necessity of keeping it separately from the hospital laboratories.

4) Conclusion:

Functions of the branch laboratories are the primary importance that should be definitely formulated. Under the circumstances there are many aspects to be taken into consideration; however, the following points may be mentioned as the possible approaches for the solution in view of establishing improved public health through the cooperative contributions from every possible field pertaining to public health. In the light of these aforementioned facts, the branch laboratories are to be looked upon from the entirely new and constructive basis for the due improvements.

II. The following five different types of laboratories are conceivable:

Clinical laboratory?
a) Do we need more competent laboratories where bacteriological, hematological, serological and chemical test done for the health centers, hospitals and also for the general practitioners?

Hospital laboratory?
b) Do we want to let hospitals take more interest in educational activities in the field of public health? If so, how do they make the contacts with general practitioners, small hospital officers, clinics aside from the directly contacting patients? Laboratory activities would serve for this purpose perfectly.

Quarantine laboratory?
c) Do we want to keep the special quarantine laboratory? If so, why not make it a proper place equipped enough to deal with the dangerous sources of contagious diseases, such as "Pest" examination?

Sample collecting service station?
d) Do we want to keep open the laboratories through which all the health centers, hospitals, practitioners and public can send the test samples to the proper laboratories? This means the sample collecting service stations.

Earning money for bacteriological laboratory?
e) Do we want the branch laboratories of bacteriological laboratories for the reason to help financially the central bacteriological laboratories? Nearly 50% of all the incomes of the bacteriological laboratories are from the work of branch laboratories.

Consideration of all these a,b,c,d, and e descriptions, the present branch laboratories do not fit to any of these categories or types. This is the source of troubles that are preventing them from making their positions and functions clear.

III. There are several points that require thorough elucidation before making decision on the function of the branch laboratories and their administrative position.

First Number and location of health centers should be taken into consideration in proportion to the population ratio. Clinical laboratories of the health centers are not meeting the requirement of the public demand at this time of their development. It will take considerable time before health centers

(stated)

can take care of their own necessary work and also for public, general practitioners and the small hospitals.

Second Educational program by the use of laboratory test, both for diagnosis and for treatment would not only stipulate practitioners, but also educate lay-people, and this is the foremost basic importance to improve the general medical practices in Japan for both of them.

Third General hospitals like that of the municipal hospitals should take more interest in general campaign for the educational promotion of the lay-public, general practitioners, clinic, and midwiferies. And one of the best methods of approaching is to push through the laboratory examinations especially for T.B., V.D., C.D., Diabetes, Cancer and other chronic diseases.

IV. Recommendation:

a) It is, therefore, suggested that all the branch laboratories of the bacteriological laboratories of Tokyo-To Laboratory for Medical Sciences should be incorporated to the hospital organization where they are at present functioning and sharing with the hospital laboratories; and remain as a part of them. Hospital laboratories of Honjo, Komagome, Ebara, Toshima and Toyotama should take up the branch laboratories into their own laboratories including personnel, equipments and the work of present functioning branch laboratories.

b) Quarantine laboratory (for "Pest") at Mikawashima should be moved into the adjoining concrete building, which is being used for the storage for Bureau of Health, and improved to bhe extent that it would be permissible to carry out the work under tolerable condition to deal with dangerously contagious biological materials.

c) Mikawashima and Hachioji branch laboratories should be improved so as to include the facilities for hematology and chemical examination of first class (general routine work) to be of useful for health centers and practitioners. Routine hematological work include blood typing, blood sedimentation, differential count, white blood cell count, hemoglobin, coagulation time, and etc.

d) Hachioji Branch Laboratory of the bacteriological laboratories is located up on the hill about two miles from the city center requiring 40 minutes to reach by walk. The present 27 tsubo wooden building has been standing since 1915 and being owned by Hachioji City. No rent is paid by the laboratory. In general, laboratory is equipped extremely poor, even the distilled water must be obtained from central laboratory in Ohtsuka and carry it back in the bottle by train. Tap water is being used for preparation of saline solution; and rinsing the glasswares like petri dishes, test tubes and pipettes are being done with the tap water. No telephone is available, and it causes a great deal of troubles especially for the speedy communication required for the examination of Japanese employees of the Occupation Forces. The branch takes care of the tests samples from general pracititioners in Hachioji (average 10 bacteriological tests; 130-140 Wassermann test per month. Sterilized test tubes are being supplied by the laboratory), four health centers of Kitatama Daiichi, Kitatama Daini, Minamitama and Nishitama.

Number of examinations requested by the health centers are in average, bacteriological tests - 1000; stool parasites - 2000; Wassermann - 200 per.month. Most of the samples are being collected from the health centers by laboratory messenger. Since this branch laboratory covers such wide district for collection of sample they require transportation means. The Tachikawa National Hospital is doing health examination for Japanese employees for Occupation Forces, but they do not do the laboratory tests; therefore, all the stools are sent to branch laboratory for parasite examination. Samples are being sent from Tachikawa Air Base, Showa Air Base in Fuchu, and C.P.C. Headquarters. While the present writer was talking to the Chief of the Laboratory there came a young girl from Tachikawa City walking up hill for nearly an hour in down pouring rain to send her stool sample for examination to be done immediately. It is entirely ridiculous to have the branch laboratory doing such important work way up on the top of the hill. It's the lone house on the hill except Adjoining City C.D. Hospital.

e) Mikawashima and Hachioji branch laboratories should be placed under direct supervision of the central office of the Tokyo-To Laboratories for Medical Sciences.

f) It is recommended to move the Hachioji branch laboratory into Tachikawa City, and it should be reasonably equipped enough to meet the minimum requirement to help the smooth work of health centers and general practitioners in the large rural district of three Tama-Guns of Tokyo-To. In order to do so it must be cut free from the bacteriological laboratory in Ohtsuka and be put under direct supervision of the central laboratory office. The present Hachioji Branch Laboratory may be absorbed by the neighboring Hachioji City C.D. Hospital, or into Hachioji Health Center to take up the work for the Hachioji district alone. During winter time there will be usually no patient at all in the hospital. It may be a good idea to transform Hachioji City C.D. Hospital into a general hospital.

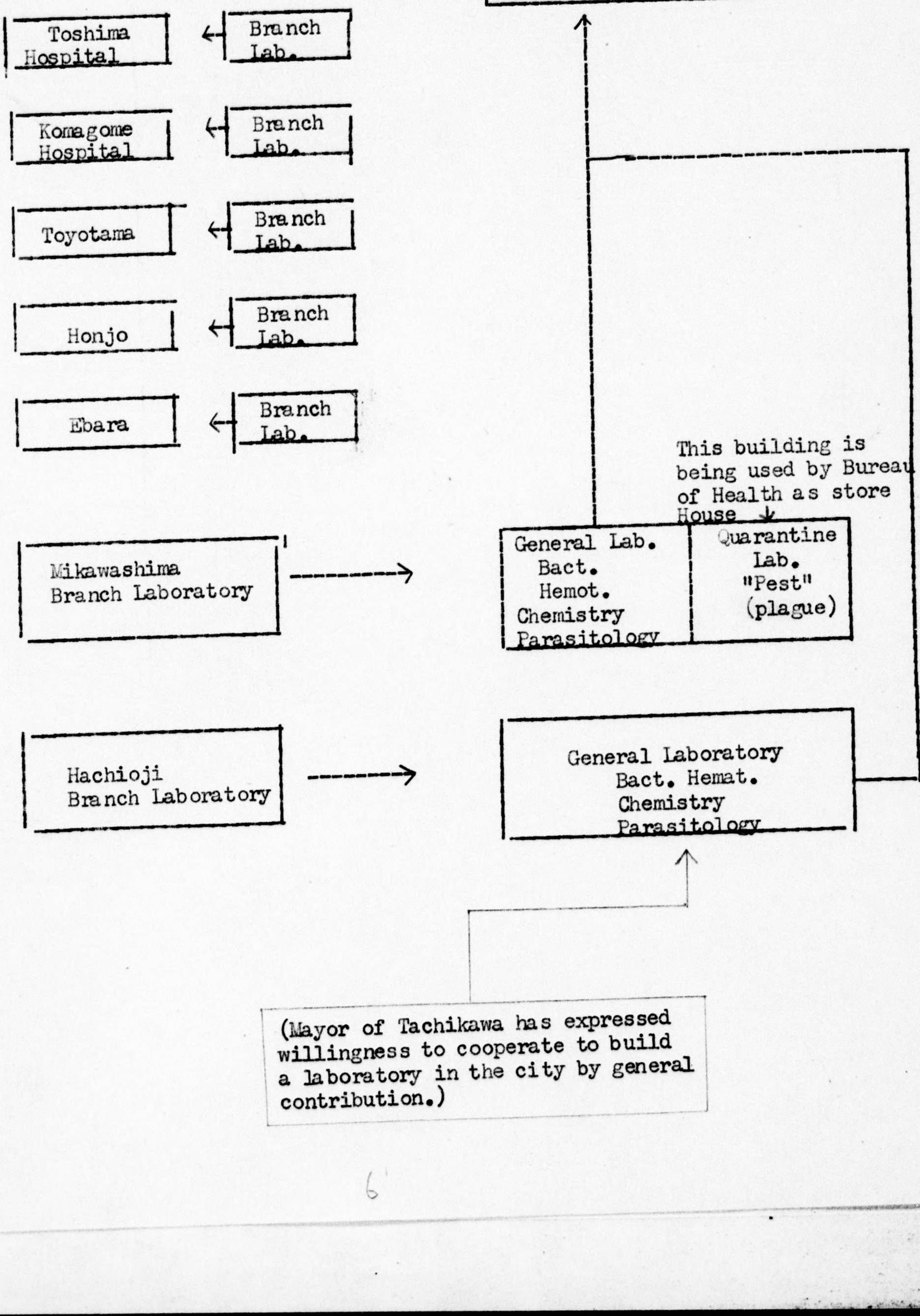
Central Laboratory Office
(Tokyo-To Laboratory for
Medical Sciences)
Toshima Hospital
Branch Lab.
Komagome Hospital
Branch Lab.
Toyotama
Branch Lab.
Honjo
Branch Lab.
Ebara
Branch Lab.
This building is being used by Bureau of Health as store House
Mikawashima Branch Laboratory
General Lab.
Bact.
Hemot.
Chemistry
Parasitology
Quarantine Lab.
"Pest"
(plague)
Hachioji Branch Laboratory
General Laboratory
Bact. Hemat.
Chemistry
Parasitology
(Mayor of Tachikawa has expressed willingness to cooperate to build a laboratory in the city by general contribution.)

I. Critical Survey of the Work of Branch Laboratory

II. The Following Five Different Types of Laboratories are Conceivable.

III. There are several points that require thorough elucidation before making decision on the function of the branch laboratories and their administrative position.

IV. Recommendation:

事業要覧

東京都立衛生研究所

一、概　要

東京都に於ける衛生研究検査機關として從來より衛生檢査所（明治三十九年設置）細菌檢査所（明治三十九年設置）血漿研究所（昭和二十一年設置）獸疫檢査所（明治四十一年設置）衛生試驗所（明治三十五年設置）製藥研究所（昭和二十一年設置）があつて、夫々實績を擧げてゐたが昭和二十二年厚生省から全國都道府縣に對し「衛生機關の統一に關する要綱案」が通達され、類似機關整備統合の機運が漸く高まつた。昭和二十三年米第八軍當局者が各施設を視察した結果東京都に於ける衛生機關の統合に關する指令が發せられ爾後急速に準備が進められ昭和二十四年三月五日東京都條例第二二号を以て前記六機關を統合して新に東京都立衛生研究所が設置された。卽ち從來業務の重複してゐるのを整理し、本都に於ける公衆衛生の向上及び增進に資し併せて一大試驗檢査並に研究機關としての人的物的內容を充實し、益々その機能の万全を期する目的の下に業務を遂行してゐる。

東京都立衛生研究所の歩みと事業

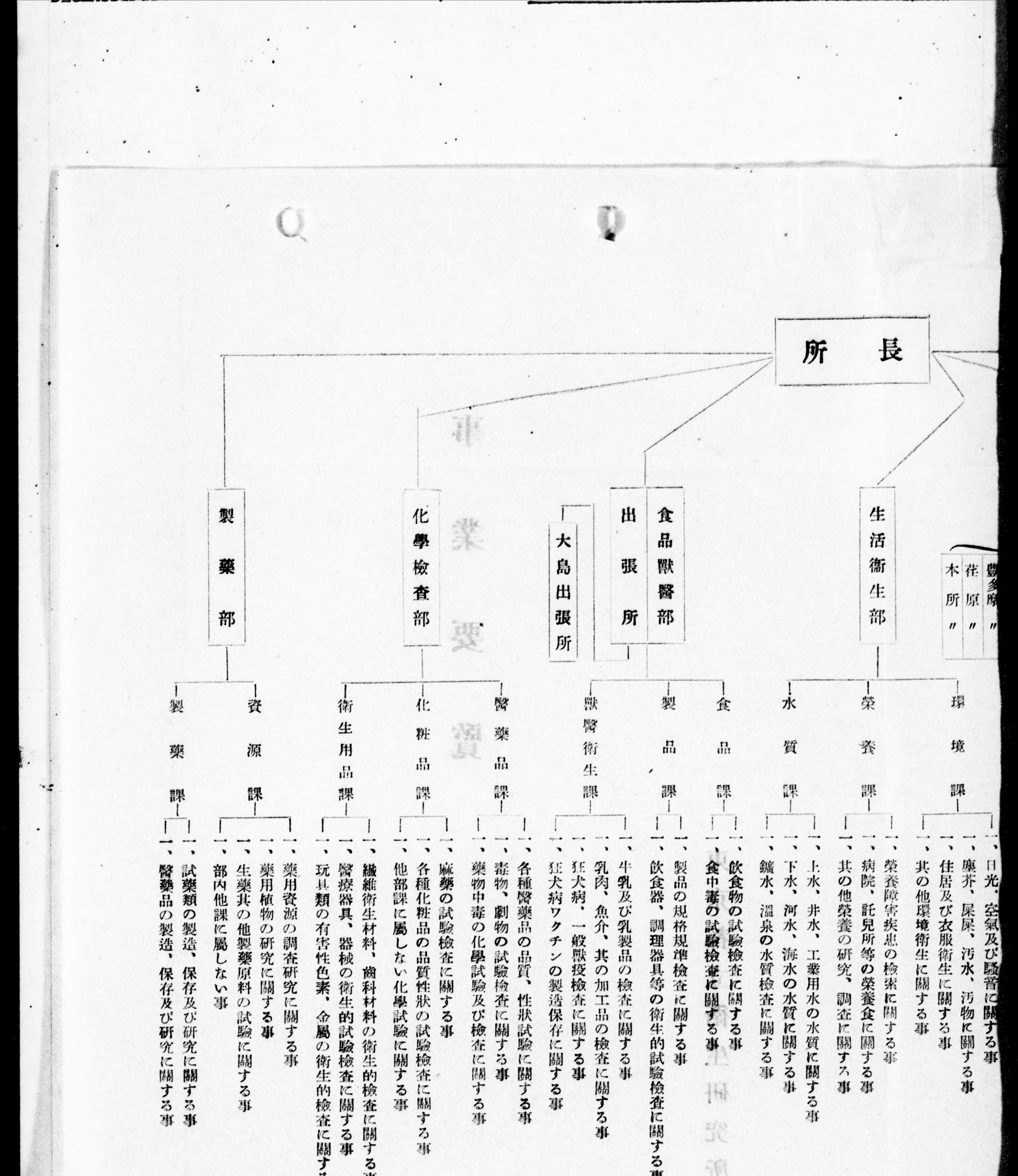

長所

- 生活衛生部
  - 環境課
    - 一、日光、空氣及び騷音に關する事
    - 一、塵芥、屎屎、汚水、汚物に關する事
    - 一、住居及び衣服衛生に關する事
    - 一、其の他環境衛生に關する事
  - 榮養課
    - 一、榮養障害疾患の檢索に關する事
    - 一、病院、託兒所等の榮養食に關する事
    - 一、其の他榮養の研究、調査に關する事
  - 水質課
    - 一、上水、井水、工業用水の水質に關する事
    - 一、下水、河水、海水の水質に關する事
    - 一、鑛水、溫泉の水質檢査に關する事
- 食品獸醫部
  - 食品課
    - 一、飲食物の試驗檢査に關する事
    - 一、食中毒の試驗檢査に關する事
  - 製品課
    - 一、製品の規格規準檢査に關する事
    - 一、飲食器、調理器具等の衛生的試驗檢査に關する事
  - 獸醫衛生課
    - 一、牛乳及び乳製品の檢査に關する事
    - 一、乳肉、魚介、其の加工品の檢査に關する事
    - 一、狂犬病、一般獸疫檢査に關する事
    - 一、狂犬病ワクチンの製造保存に關する事
- 出張所
  - 大島出張所
- 化學檢査部
  - 醫藥品課
    - 一、各種醫藥品の品質、性狀試驗に關する事
    - 一、毒物、劇物の試驗檢査に關する事
    - 一、藥物中毒の化學試驗及び檢査に關する事
  - 化粧品課
    - 一、麻藥の試驗檢査に關する事
    - 一、各種化粧品の品質性狀の試驗檢査に關する事
    - 一、他部課に屬しない化學試驗に關する事
  - 衛生用品課
    - 一、纖維衛生材料、齒科材料の衛生的檢査に關する事
    - 一、醫療器具、器械の衛生的試驗檢査に關する事
    - 一、玩具類の有害性色素、金屬の衛生的檢査に關する事
- 製藥部
  - 資源課
    - 一、藥用資源の調査研究に關する事
    - 一、藥用植物の研究に關する事
    - 一、生藥其の他製藥原料の試驗に關する事
    - 一、部內他課に屬しない事
  - 製藥課
    - 一、試藥類の製造、保存及び研究に關する事
    - 一、醫藥品の製造、保存及び研究に關する事

東京都立衛生研究所の組織と事業

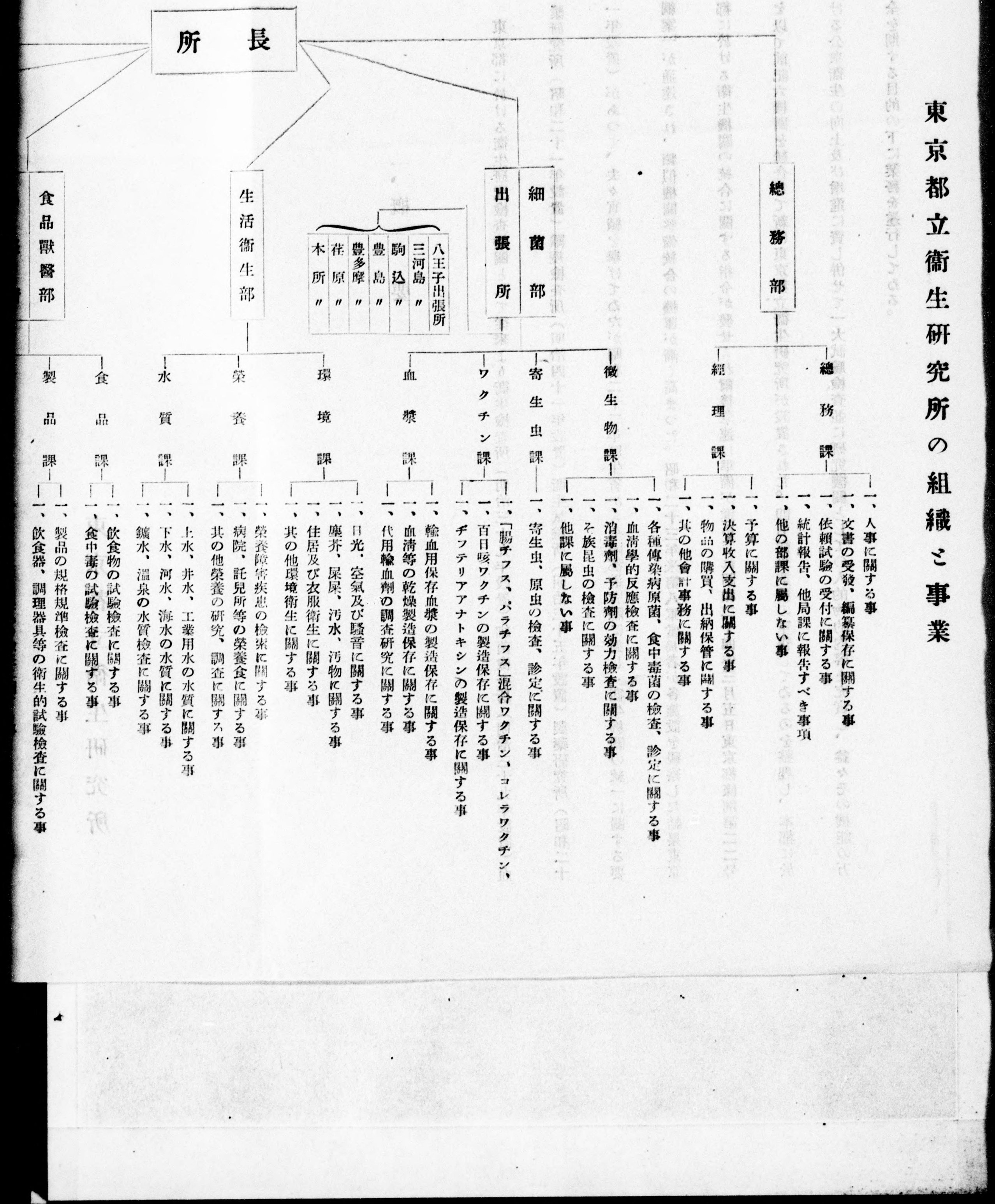

The Gist of the Tokyo-to Hygienic Institute.

(1) Summary of the History ;

There were six sanitary investigation and examination orgus in Tokyo-to, and each of them had been accomplished their solid measurement ; They ~~were~~ were

The Sanitary Examination Institute (established in 1907).
The Bacteriological Institute (established in 1907).
The Plasma Investigation Institute (established in 1946).
The Veterinary Examination Institute (established in 1909).
The Sanitary Inspection Institute (established in 1903).
and The Pharmacy Investigation Institute (established in 1946).

When " Device concerning about Unification of Sanitary orgus" was conveyed for all of this country from Welfare Dept. 1947, an oportunity for unification of these orgus was matured.
In concequence of the observation by U.S. Eighth Army Authorities for the sanitary orgus here 1948, the instruction which means unification of sanitary orgus was issued for Tokyo-to.
Then the prepareation for unification was progressed promptly and according to the No. 22 Tokyo-to Regulation which issued Mar. 5th 1948 the six sanitary orgus were unified and the Tokyo-to Hygienic Institute was established.
In other words, adjusting the duplication of the works, aiming at advancement and promotion of public health, altogether completing personal and equipments to enforce the investigation and examinations for public health.

(4) Plasma Division

(a) The production and preservation of blood plasma forblood-Trausfuction.
(b) Dryness production and preservation of seum.
(c) examination for substitutions for blood-transfresion.

3 Livelihood Sanitation Section

(1) Environmental Division
(a) sanitation by day-light, air and din.
(b) sanitation for dust, excrements and sweer.
(c) sanitation for risidence and clthes.
(d) sanitation for other circumstances.

(2) Nurtion Division

(a) inspection for diseases from insufficient nurtrition.
(b) inspection for food nutriments of hospitals and balies asylrims.
(c) other inspection and examination for nutriments.

(3) Water exammnation Division
(a) examination for supplying water, well-water and water for industrial.
(b) examin tion for draius, river-water and sea water.
(c) examination for mineral-water and spring-water.

4 Food and Veterinary Section
(1) Food Division
(a) examination for food and drinks.
(b) examination for food-poisoning.
(c)
(2) Processed-foods Division
(a) Inspection for standerds of manufactures.
(b) sanitary examination for uteusils.
(3) Veterinarian Sanitation Division
(a) examination for m ilk and dairy products.
(b) examination for caguivora fish and their manufactured articles.
(c) examination for hydrop holia and animal diseases.
(d) production and preservation of hydrophlia-vaccines.

5 Chemical Examination Section
(1) drugs Division
(a) examination for qualities and charachters of medicines.
(b) examination for poisons and violent medicines.
~~(c) chemical examination not~~
(c) chemical and other method examination for medicine poisoning.

The Sistem and the Enterpries of the Tokyo-to Hygienic Institute.

The Precident ;

1 General Affairs Section

(1) General Affairs Division

(a) business for personal.
(b) the corespondence the compliation and the preservation of the documents.
(c) the acceptauce of the objects which examination was requested.
(d) the reports of statistics and the reports for others.
(e) the affairs not set over other section or division.

(2) Accounting Division

(a) the estimate affairs.
(b) the settlements of accounts, income and disbursement.
(c) the purchase, disbursement and preservation of the articles.
(d) the account affairs.

2 Bacteriological Section
Supersintusding over Hachioji, Mikawashima, Komagome, Toshima, Toyotama, Ebara, and Honjo Branch Office.

(1) Bacteriological Division
(a) examination for comunicable diseases bacterium and poisoning bacterium.
(b) serum-reaction examination.
(c) validity examination of disinfectants.
(d) examination for rat and insects.
(f/ (e) examination not set over other division.

(2) Parasitology Division
(a) examination for parasites.

(3) Biological Division

(a) production and preservation of Typhoid-Para-typhoid vaccine chole/ara vaccine and Pertusis vaccine.
(b) production and the preservation of Diphtheria Toxoid.

(2) Narcotic and Comestic Division

(a) examination for narcotie medicines.
(b) examination for qualities and characters of toilet articles.
(c) chemical examination not set over other division.

(3) Medical-Supply Examination Division

(a) sanitary examination for fiber sanitary and dental supplies.
(b) sanitary examination for medical and surgical instruments.
(c) sanitary examination for injuriousness of colouring and metal materials of toys.

6 Pharmaceutical Section

(1) Pharmaceutical Material Examination Division

(a) inspection and investigation for meidcal ressorces.
(b) investigation for medical herbs.
(c) examination for raw materials of drugs and pharmacy.
(d) examination not set over other division.

(2) Pharmaceutical and Reagents Production Division

(a) manufacture production and investigation of trial medicines
(b) manufacture production and nivestigation of medicines.

An address in reply

Dr. Yoro Arai, Director of
Tokyo-to Hygienic Institute

1. At first I, the representative of the laboratorymen, express thanks all the attendances to this ceremony.

2. Six separate and independent municipal laboratories, each of which had its own history and special charactor, have been unified to one on 5th of March.
   This epochmaking work of the Health Bureau of Tokyo-to was carried out at the suggestion of Dr. Manitoff. I express thanks from the bottom of my heart for Dr. Manitoff's advice and suggestion.

3. According to my opinion, the Mission of the reorganized Institute is to supply accurate scientific data and informations for those organizations like clinics, hospitals and health centers that come in contact with public, to accomplish their works and satisfying duties for the promotion of public health. After all the aim of our Institute consist in helping establishment and improvements of public health.
   The mission of this institute is, therefore, entirely for the humanitarian efforts and works based upon the spirit of sacrifices. And we, most laboratorymen of this institute, are now satisfied in realization that we are contributing to the fundamental requisites for the establishment of better community health and welfare.

4. At such occasion we can have the honour of General Sams' attending the opening ceremony.
   General threw a fresh light on the future of our institute.
   We jump with joy of this glorious ceremony.
   To General Sams I express my heartfelt thanks.

5. I desire that General Sama and Dr. Manitoff will give me advices and suggestions in the future.

Purport of the Address of the Minister of Welfare

1. Tokyo Hygienic Laboratory is newly established and the works of the former Bacteriological Laboratory, Chemical Laboratory, and Pharmaceutical Laboratory ~~are~~ and others combined under this new organization, and it is going to be administered as one in the future.
2. The above-mentioned ~~three~~ three organizations need special technical skill in each of the field as fundamentals but they all aim at the elevation of public health after all and their works, in case they are combined together, will work in full capacity. In this sense, I think the establishment of this new organization is quite convenient.
3. The fundamentals of cultural life and garantee of minimum standard of living which are promised the new Constitution is, in another word, the elevation of public health, and I think constant researches on the fundamental theory and its application and the positive enforcement of the examination and test performed by the said organization, together with other social measures, will contribute toward the promotion of national welfare.
4. But since our public health institutes in the past are very poor in structure as shown in the report which has been made by the Social Security Mission of America, special consideration is being given by us to them.
5. We must give much assistance for this institute for the

achievement of the purpose of reestablishing our country.

6. It is thought that to create this institute is significant as the symbol of civilised Japan.

7. I hope that the personnel of this institute would take joint action in co-operation with other similar institute for the achievement of the above purposes.

知事挨拶

Inaugural Address

Name fumio Yamada

I am greatfully pleasure in inaugural ceremony of the Tokyo-to Hygienic Institute today.
As the hygienic examination orguns in Tokyo,there wre Bacteriological Institute,Hygienic Investigation Institute,Hygienic Examination Institute,Blood Investigation Insitute, Veterinary Institute and Pharmacy Institute.
And each of them had been discharge their duties.
It was outstanding problem for many years that these six orguns must be consolidate,expecting smooth working of the hygienic adminstration.
However,in according to the instruction of U.S. 8th Army Gov. at the end of last year, the provision for consolidate was progressed promptly,and unifying above-mentioned six institutes.
The Tokyo-to Hygienic Institute was established at Mar.5th 1949.
Although the city is traversing its restration path by year by year, the wrecked city is in tight situation.
Moreover, declined social moralities and shortage of restration -materials are great difficult for carrying on the public hygienic performance.
But concidering on a cultural city,we must carry out over best to realize our ideal world-wide-famous city by conquesting all difficulties.
And feeling our serious duties,we desire to endeavour for improvement of public hygienic performance in this city.
This is my brief in augural address.

STAFF-MEMBERS OF TOKYO MUNICIPAL HYGIENIC LABORATORY

Position	Name	Position at Present
Director	Koyama, Takeo	Chief of the Health Bureau
Chief of General Affairs Section	Kawada, Hansaburo	Chief of General Affairs Section of Chuo Health Center.
Chief of General Affairs Division of General Affairs Section	Gunji, Kenji	Chief of General Affairs Section of Pharmaceutical Laboratory
Chief of Financial Division of General Affairs Section	Nonaka, Kazuo	Chief of General Affairs Section of Bacteriological Laboratory
Chief of Bacteriological Section	Kamino, Saburo	Director of Bacteriological Laboratory
Chief of Microbe Division of Bacteriological Section	Abe, Toshio	Bacteriological Laboratory
Chief of Parasite Division of Bacteriological Section	Kawaji, Rigun	Chief of Examination Division of Bacteriological Laboratory
Chief of Vaccine Division of Bacteriological Section	Henoki, Masao	Chief of Production Division of Bacteriological Laboratory
Chief of Plasma Division of Bacteriological Section	Miyamoto, Masaji	Director of Plasma Laboratory
Chief of Living Hygiene Section	Arai, Yoro (He will be the successor of Dr. Koyama as director of the new Hygienic Laboratory)	Director of Hygienic Laboratory
Chief of Vironmental Hygienic Division of Hygienic Section	Saito, Isao	Chief of City Hygienic Section of Hygienic Laboratory.
Chief of Nutrition Division of Hygienic Section	Kondo, Mitsuyaki	Chief of Nutrition Section of Hygienic Laboratory
Chief of Water Quality Division of Hygienic Section	Aizawa, Kingo	Chief of Examination Section of Quality of water in Nygienic Laboratory
Chief of Food and Veterinarian Section	Migumo, Ryusaburo	Director of Hygienic Examination Laboratory
Chief of Food Division of Food & Veterinarian Section	Matsui, Taichi	Hygienic Examination Laboratory

Position	Name	Position at Present
Chief of Production Division of Food & Veterinarian Section	Nagao, Motoo	Hygienic Examination Laboratory
Chief of Veterinary Hygienic Division of Food & Veterinary Section	Shimada, Koji	Chief of Veterinary Laboratory
Chief of Chemical Examination Section	Sasaki, Moto	Chief of Chemical Examination Section of Hygienic Laboratory
Chief of Drugs Division of Chemical Examination Section	Yumoto, Yoshio	Hygienic Laboratory
Chief of Narcotics & Cosmetics Division of Chemical Examination Section	Tamura, Takeo	Hygienic Laboratory
Chief of Medical Supply Division of Chemical Examination Section	Akiyama, Katsuji	Hygienic Laboratory
Chief of Pharmaceutical Section	Kimura, Yushiro	Chief of Pharmaceutical Laboratory
Chief of Resources Division of Pharmaceutical Section	Hiraiwa, Michio	Chief of Researching Section of Pharmaceutical Laboratory
Chief of Pharmaceutical Division of Pharmaceutical Section	Fujimori, Sakichi	Chief of Pharmaceutical Section of Pharmaceutical Laboratory

THE MONTHLY REPORT OF BUSINESS DEC 1948
TOKYO METROPOLITAN HYGIENIC LABORATORY

1) Environmental

Item	No
Temperature	27
Humidity	27
Thermal cendition	27

Item	No
Carbon dioxide	7
Poisonus gas	8
Dust	10
Number of air bacteria	20
Total	126

2) Pharacy

Item	No
Mercury	325
Arsen	437
Cupper	328
Lead	325
Tin	325
Zinc	328
Bariume	326
Bismus	325
Antimon	325
Cadmium	325
Crome	325
Calciume	4
Alminum	1
Potasium	1
Magnesium	1
Mercury salt	1
Iron	1
Mercury chrorid reaction	4
Organic Matter	87
Specificgravity	35
Ycd number	1
Saponyfycation equivalent	2
Acidity	32
Unsaponifiables	1
Alkari	2
Color	3
San airing	1
Melting point	3
Soluble test	1
Melting test	3
Apricot Kenedoil	1
Pea nut oil	2
Morhine oil	1

Item	No
Ash	10
Water	49
Sulforric acid	2
Nitric acid	2
Nitrit Acid	1
Tartric acid	1
Hydro chroric acid	1
Calciume oxid	1
Sugger	1
P H	8
Per ferric chrorid reaction	2
Tannic acid reaction	4
Wagner reaction	4
Phosphor Molybuden reaction	4
Myer reaction	4
Trargendlf reaction	4
Picric acid reaction	4
Mineral Oil	1
Fuchsin Sulphite	2
Limmy reaction	2
Vitary reaction	2
Quantitative methanol	32
Qualitative chlor	318
Qualitative subfolic acid ion	252
Alkaloid reaction	159
Inspection alkari-degree	102
Discrimination starch-grain	23
Quantitative of Calcium	140
Quatitative of Anmonium	20
Quantitative of Silicic acid Compound	229
Examimation of Sodium Colbonate	1
Qualitative of Mineral Acid	31
Acid Number	1

Upland cottep oil	1
Sesame oil	2
Rape seed oil	1
Mustard Seed oil	1
Ouantitative of Calouring Matter	21
Examination of Tast	16

Examination Tale Systen	112
Oualitative of Fuselic oil	30
Oualitative of Colouing Matter	127
Examination of Gase Growth	4
Mensuration of Schmelzpunkt	6
Total	5.610

3) Division of Water Sanitation

Item	No
Transparency	89
Turbidity	92
Color	18
Chlorine in Chlorides	122
Nitrite Nitrogen	97
Ammonia Nitrogen	279
Albuminoid Nitrogen	18
Nitrate Nitrogen	89
Permanganate Consmed	117
Residue on evaporation	77
Soluble Matter	18
Insoluble Matter	18
Riced residne	18
~~Ignition loss~~	~~18~~
Relative stability test	18
Jod Consumed	18
Hydrogen sulfide	18
Total hardness	97
Iron	44
Lead and Copper	71
Free Chlorine	12
	157

Item	NO
Odor	89
P.H	89
Alkalinith	30
Dissolved Oxygen	33
Oxygen saturation Percent	33
Biochemical Oxygen demand	33
Sulfide	33
Mercuric Chloride	157
Mercuric Acetate	157
Temperatur	174
NO. of colonies	520
B. coli	800
NO. of reddeningColonies of Ends medium	410
Strepto coccus	66
Pseudomonas Fluorescens	135
Microsopical Examination	45
No. of report for G.H.Q	174
Total	4465

4) Division of Nutrition

Item	No
Determination of moisture	38
Determination of prstein	10
Determination of fat	4
Determination of carbohydrate	4
Determination of fibre	2
Determination of ash	38
Determination of specfic gravity	6
Determination of nacl	2

Item	No
Determination of volatile acid	2
Determination of unvolatile acid	2
Determination of vitamin B.	2
Determination of vitamin C.	2
Determination of calcium	30
Research of cooking	142
Total	284

The End

STUDIES ON PUBLIC BATH

(Ist.interim report)

TOKYO METROPOLITAN HYGIENIC LABORATORY

Dr. Yōrō-Arai

Kingo-Aizawa, Shigeru-Sakai, Suketada-Wakamatu,
Teikichi-Sato, Hiroshi-Maeda, And 10 Assistants.

Co-operator,

GOV. TOKYO MEDICO DENTAL SCHOOL

Dr. Hiromasa-Kita

We studied on the conditions of public bath fundamentally from chemical, bacteriological and physiological points of view.

Date; Sept. 7 and 15, 1948.
Subject(bathers); Male research members of our laboratory.
Bath-room; Situated in the laboratory, capacity $6 \times 3.5 \times 3$ m^3.
Bath-tub; $1.2 \times 1.5 \times 0.85$ m^3, heated electrically.

Investigations:

1. Physical examinations; Room temperature, Humidity, Cooling power of the air and Water temperature.
2. Chemical examinations; Turbidity, Color, PH, Odor, Alkalinity, Chlorine in Chlorides, Nitrite Nitrogen, Ammonia Nitrogen, Albuminoid Nitrogen, Nitrate Nitrogen, Permanganate Consumed, Total Residue, Soluble Matter, Insoluble Matter, Fixed Residue, Ignition Loss, Methylenblue decolorized hour, Jodo-Consumed, H_2S and Total Hardness.
3. Bacterological examinations; General Culture, Culture by Endo's Medium and the investigation for bacteria of Coli-Aerogenes Group and Strepto-Cocci.
4. Physiological examination; Puls, Respiration, Blood Pressure, and Body Temperature including Skin Temperature of 6 - 8 volunteers, (Total, 14 persons).

Results;

Refer to the following tables and figures.

1. Turbidity, Permanganate Consumed, Nitrite Nitrogen, Ammonia-Nitrogen, Albuminoid Nitrogen, Chlorine in Chlorides, and Colonies are increased in proportion to the number of bathers.
2. Nitrate Nitrogen changed very slightly.
3. PH , PO, Alkalinity, Jodo consumed, H_2S, Total Residue, Soluble matter, Insoluble Matter, Colonies reddening Endo's Medium, Coliform groups and Strepto Cocci are now under investigation.
4. Bacteriological examinations of the floor of bath-room and the margin of bath-tub showed that the former was highly contaminated.
5. Optimum water temperature for bathing: 42 - 45.5°C
   Arithmetical mean; 43.4 ± 1°C (for 58 persons)
6. Bathing Time; 8 - 30 min.
   Arithmetical mean; 16 min.
   Median and Mode; 15 min.
   (Bathing time was not restrained)
7. Physiological examinations; Under investigation.

Table 1.

Results of Water Analysis Sept. 7,1948

Items \ Samples	Source of Water (WellWater)	Number of bathers		
		0	15	30
Transparency (c m) %	30	30	24.7	13.8
Turbidity	0	2	13	26
Odor (Po)	0	-	3	4
PH	6.7	7.1	6.9	6.9
Alkalinity ($CaCO_3$) P.P.M.	38	43	51	59
Chlorine in Chlorides (P.P.M.) ..	31.2	31.7	37.6	54.0
Nitrite Nitrogen (P.P.M.)	0	0	0.08	1.02
Ammonia Nitrogen (P.P.M.)	0	0.03	0.32	0.80
Albuminoid Nitrogen (P.P.M.)	0	0.06	0.70	1.10
Nitrate Nitrogen (P.P.M.)	14.00	16.64	-	16.43
Permanganate Consumed (P.P.M.)	0.32	1.04	10.74	17.70
Total Residue (P.P.M.)	260	259	285	282
Soluble Matter (P.P.M.)	260	259	279	270
Insoluble Matter (P.P.M.)	0	0	6	12
Fixed Residue (P.P.M.)	240	227	245	242
Ignition Loss (P.P.M.)	20	32	40	40
Methylenblue Decolorized ..... Hour (Hr)	-	120	120	120
Jodo Consumed (P.P.M.)	2.52	9.91	9.91	16.12
H_2S (P.P.M.)	0	0.99	0.99	1.82
Total Hardness	2.11	2.63	-	2.89
Total Hardness (P.P.M.)	37	47	-	51
Colonies (37°C) (1cc)	10	2098	15820	24420
Number of Colonies Reddening Endo's Medium (1cc)	0	68	1175	1255
Coliform Group (0.1cc)	—	(-)	(-)	(-)
" " (1cc)	(-)	(+)	(+)	(+)
" " (10cc)	(-)	(+)	(+)	(+)
Strepto Coccus (10cc)	(-)	(+)	(+)	(+)

Table 2.

Results of Water Analysis Sept. 15,1948

Items \ Samples	Source of Water (Well Water)	Number of bathers 0	15	30	45
Transparency (cm)	30	30	28	16.3	12. 0
Turbidity	0	3	4	19	30
Odor (Po)	0	trace	0.9	1.8	2.5
PH	6.6	7.2	6.9	6.8	6.9
Alkalinity ($CaCO_3$) P.P.M.	36	44	50	56	72
Chlorine in Chlorides (P.P.M.)	34.042	35.40	36.878	46.817	49,644
Nitrite Nitrogen (P.P.M.)	0	trace	0.018	0.020	0.057
Ammonia Nitrogen (P.P.M.)	0	0.21	0.56	1.12	3.92
Albuminoid Nitrogen (P.P.M.) ...	0	0.08	0.56	1.26	1.96
Nitrate Nitrogen (P.P.M.)	10.64	10.64	10.64	10.64	10.36
Permanganate Consumed (P.P.M.) .	0.255	1.422	4.74	13.588	27.176
Total Residue (P.P.M)	200	228	238	243	234
Soluble Matter (P.P.M.)	200	228	225.5	219.5	202
Insoluble Matter (P.P.M.)	0	trace	12.5	23.5	32
Fixed Residue (P.P.M.)	150	148	149	160	159
Ignition Loss (P.P.M.)	50	80	89	83	75
Methylenblue Decolorized ..... Hour (Hr)	120	120	120	120	72
Jodo Consumed (P.P.M.)	2.54	8.89	10.16	11.43	20.32
H2S (P.P.M-)	0	0.17	0.34	0.51	1.7
Total Hardness	1.8	1.85	1.88	1.88	1.9
Total Hardness (P.P.M.)	32	33	34	34	34
Colonies (37°C) (1cc)	-	11	6810	12850	29000
Number of Colonies Reddening Endo's Medium (1cc) ..	-	0	112	216	153
Coliform Group (0.1cc)	-	(+)	(+)	(+)	(+)
" " (1cc)	-	(+)	(+)	(+)	(+)
" " (10cc)	-	(+)	(+)	(+)	(+)
Strepto Coccus (10cc)	-	(+)	(+)	(+)	(+)

Fig. I.

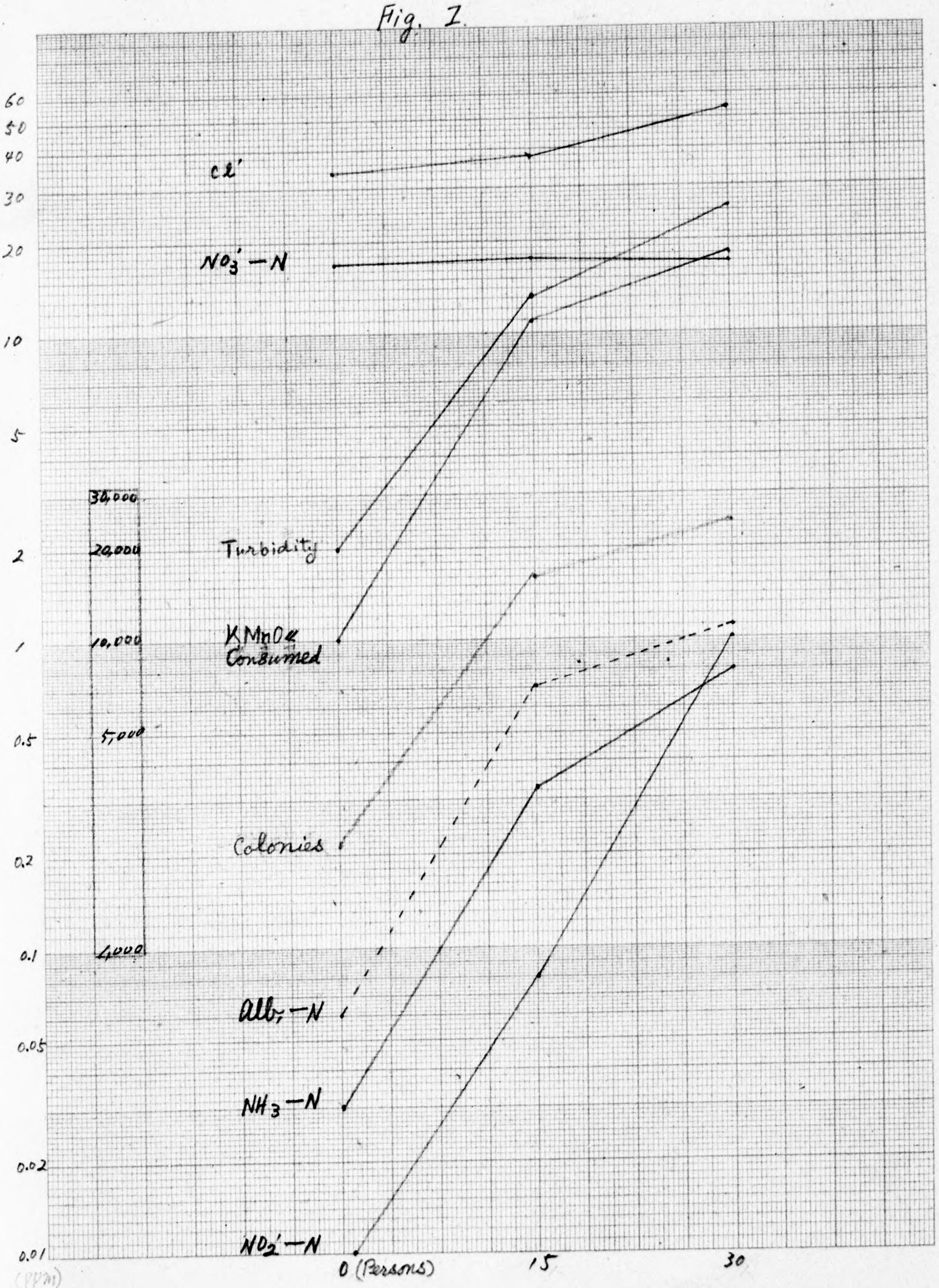
60
50
40
30
20
10
5
2
1
0.5
0.2
0.1
0.05
0.02
0.01
(PPM)
Cl'
NO3'—N
Turbidity
KMnO4 Consumed
Colonies
Alb.—N
NH3—N
NO2'—N
30,000
20,000
10,000
5,000
1,000
0 (Persons)
15
30

Fig. II.

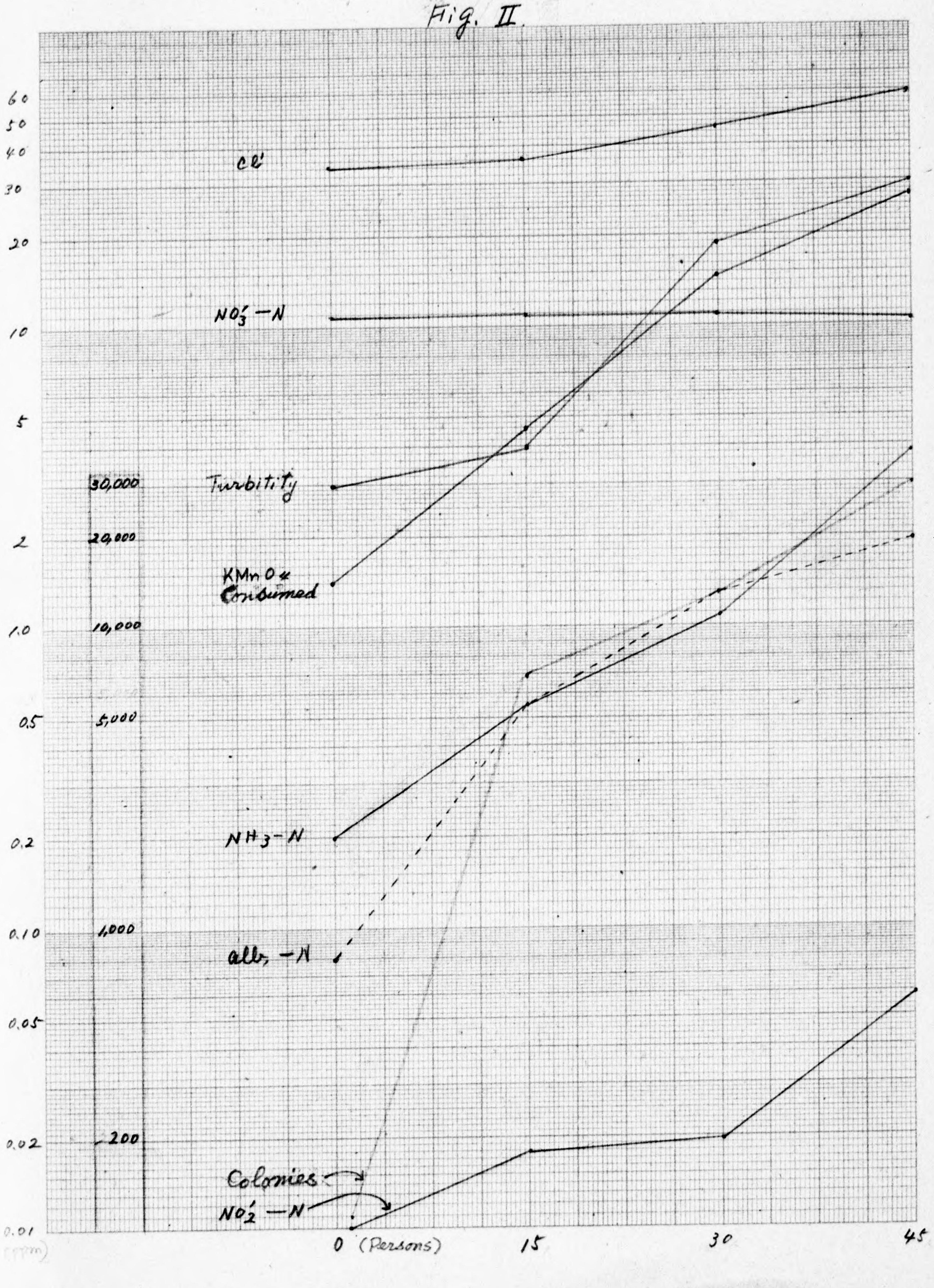
60
50
40
30
20
10
5
2
1.0
0.5
0.2
0.10
0.05
0.02
0.01
Cl'
NO3'—N
Turbitity
30,000
20,000
10,000
5,000
1,000
200
KMnO4 Consumed
NH3-N
alb.-N
Colonies
NO2'—N
0 (Persons)
15
30
45
(PPm)

Laboratories (1) Aden

18 November 1948

Plan of Reorganization of Laboratories

Concerning the last tentative plan of reorganization of laboratories submitted to you at regular meeting on 27 October, further discussions were made among Section chiefs on 11th and 16th of November and the following plan has been got.

Tokyo-to Hygienic Lab.
" Veterinary Lab.
" Plasma Lab.
" Pharmaceutical Lab.
" Supply Section Lab.
" Bacteriological Lab.

All the above will be combined into one Tokyo-to Institute of Health(name is pending) with the following structure.

Tokyo-to Institute of Health

1. General Affairs Department

1) General affairs, papers & records. personnel affairs
2) Budget and other financial affairs
3) Distribution of products
4) Other matters not belonging to other departments

2. Bacteriological Dept.

1) Bacteriological examinations
2) Parasitical exams.
3) Serological exams.
4) Production and research on preservable plasma for blood transfusion
5) Production of vaccines
6) Exams. of rodent & insects

3. Living Sanitation Dept.

1) Investigation and research on environmental sanitation
2) Survey and research on nutrition
3) Water tests
4) Tests of hot-spring waters

4. Food & Veterinary Dept.

1) Exams. of food and drinks
2) Exams. of food poisoning
3) Exams. of products
4) Tests of utensils and other things used for food and drinks
5) Veterinary examinations on rabies and others
6) Milk and meat examinations
7) Production of animal p vaccines

5. Chemical Examination Dept.

1) Tests on drugs, cosmetics and other sanitary materials

2) Tests on drugs, cosmetics and other sanitary materials.
3) Chemical exams. on drug poisoning.
4) Other chemical tests not belonging to other departs.

6. Pharmaceutical Dept.

1) Production and research of drugs
2) Production of vegetable drugs.

Detailed Structure

1. General Affairs Dept.

A. Gen. Affs. Section

1) Receiving and sending papers
2) Personnel affairs
3) Planning, statistics, investigation
4) Keeping of offical seals
5) Other matters not belonging to other depts.

B. Accountants Section

1) Budget and settlement of accounts
2) Procurement of materials, contract of working and others
3) Distribution and other disposition of products

2. Bacteriological Dept.

A. Microbe Section

1) Tests and confirmation on various types of c.d. germs, bacteria causing food poisoning
2) Test and confirmation on rickettia, virus
3) Serological reaction tests
4) Tests on the effect of disinfectants and preventive solutions
5) Bacteriological investigation
6) Tests on insects and rodent

B. Parasite Section

1) Test and confirmation of parasites
2) Test and confirmation of protozoan

C. Vaccine Section

1) Production of biologicals

D. Blood Plasma Section

1) Manufacture of blood-plasma for transfusion
2) Investigation and research of substitute blood plasma
3) Manufacture and drying of serum

3. Living Sanitation Dept.

A. Environmental Sanitation Section

1) Affairs relating to sunlight, air, temperature, humidity, smoke and noises

2) Affairs relating to garbage, night-soil and other filth
3) Affairs relating to housing and clothing hygiene
4) Other matters concerning environmental sanitation

B. Nutrition Section

1) Investigation and research on nutrition

C. Water Quality Section

1) Examination of quality of water
2) Examination of hot-spring water

4. Food and Veterinary Dept.

A. Food Section

1) Test and exam. of food and drink
2) Test and exam. of food poisoning

B. Products Section

1) Examination of products
2) Standard examination
3) Examination of tablewares and cooking utensils

C. Veterinary Sanitation Section

1) Examination of milk and meat
2) Examination of rabies and other animal diseases
3) Production of animal vaccines

5. Chemical Examination Dept.

A. Drug Section

1) Test and exams. of drugs
2) Test and exams. of poisonous and drastic stuffs
3) Chemical test and exam. of drugpoisoning

B. Narcotic and Cosmetic Section

1) Test and exam. of narcotics
2) Test and exam. of cosmetics
3) Chemical tests not belonging to other sections

C. Medical Materials Section

1) Test and exam. of medical materials
2) Exam. of toys

6. Pharmaceutical Dept.

A. Resource Section

1) Investigation and research of medicinal resources
2) Research of medicinal herbs
3) Test of medicinal herbs and other materials

B. Production Section
1) Production and research of reagents
2) " of drugs

Laboratory

New name of reorganized Laboratory and its former name of Laboratory	Work Scheme
1. General Affair Department: Control Hygienic Laboratory in Okubo	1. General Affairs, document & Personnel Affairs 2. Budget & Accounting 3. Disposal of Products 4. Affairs, not belonging to other Department
2. Bacteriological Examination Department Bacteriological Laboratory in Otsuka	1. Bacteriological Examination 2. Examination of parasitic diseases 3. Serum Examination 4. Manufacture and Research of blood-plasma for transfusion (temporarily this work will be done by Blood-Plasma Laboratory in Okubo) 5. Manufacture of Vaccines 6. Examination of rats, insect and rodent
3. Living Sanatition Department Hygienic laboratory in Okubo (Central Hygienic Laboratory)	1. Investigation & Research on Environmental Sanitation 2. Investigation & Research of Nutrition 3. Examination of Quality of Water 4. Examination of Hot-Spring Water
4. Food and Animal Disease Department Hygienic Laboratory & Veterinary Laboratory in Central Hygienic Laboratory (combined with the Laboratory of Metropolitan Police Board)	1. Examination of Food & Drinks 2. Examination of Food-Poisoning 3. Examination of Processed Food 4. Examination of Table-Ware & Cooking Utensils 5. Examination of rabies & other Animal Diseases 6. Examination of Milk & Meat 7. Production of Animal Vaccines
5. Chemical Examination Department Hygienic Laboratory in Central Hygienic Laboratory (combined with the Laboratory of Metropotan Police Board)	1. Examination of Drugs, Cosmetics & other medical materials 2. Examination of Poisonous & drastic Stuffs 3. Chemical Examination of drug poisoning 4. Chemical Examination not belonging to other Department
6. Pharmaceutical Research Department Pharmaceutical Laboratory in Yoga	1. Production & Research of Drugs 2. Production of Medical Herbs

To: Public Health Sect., T.M.G.T.

From: C.D. Sect., Health Bureau. December 1, 1948

Comparative table based on tentative plan for reorganization of laboratories

New

Tokyo Institute of Health

General Affairs Department
1. General affairs, documents and personnel affairs.
2. Budget and accounting.
3. Disposal of products.
4. Affairs not belonging to other departments.

Bacteriological Examination Department
1. Bacteriological examinations
2. Exzaminations of parasitic deseases.
3. Serum examinations
4. Manufacture and research of blood-plasma for transfusion.
5. Manufacture of vaccines.
6. Examinations of rats, insects and rodent.

Living Sanitation Department
1. Investigation and research on enwronmental sanitation.
2. Investigation and research of nutrition.
3. Examination of quality of water.
4. Examination of hot-spring water.

Old

Bacteriological Laboratory
1. Bacteriological examination.
2. Examination of parasitic desease.
3. Serological examination.
4. Manufacture of vaccires.
5. Examination of rats, insects and rodent.
6. Examination of water.
7. General affairs.

Blood-plasma Laboratory
1. Manufacture and research of blood plasma for transfusion.
2. General affairs

Hygiinic Laboratory
1. Bacteriological examination.
2. Parastic deseases examination.
3. Serological examination.
4. Investigation and research of enveronmental sanitation.
5. Investigation and research of nutrition.
6. Examination of quality of water.
7. Examination of hot-spring water.
8. Examination of food and drinks.
9. Examination of food poisoning.

5. Examinations of rats, insects and rodent.

Living Sanitation Department
1. Investigation and research on environmental sanitation.
2. Investigation and research of nutrition.
3. Examination of quality of water.
4. Examination of hot-spring water.

Food and Animal Disease Department
1. Examination of food and drinks.
2. Examination of food poisoning.
3. Examination of processed food.
4. Examination of table-ware and cooking utensils.
5. Examination of rabies and other animal disease.
6. Examination of milk and meat.
7. Production of animal vaccines.

Chemical Examination Department
1. Examination of drugs, cosmetics and other medical materials.
2. Examination of poisonoous and drastic stuffs.
3. Chemical examination of drug poisoning.
4. Chemical examination not belonging to other departments.

Pharmaceutical research Department
1. Production and research of drugs.
2. Production of medical herbs.

3 Hygiinic Laboratory
1. Bacteriological examination.
2. Parasitic diseases examination.
3. Serological examination.
4. Investigation and research of enveronmental sanitation.
5. Investigation and research of nutrition.
6. Examination of quality of water.
7. Examination of hot-spring water.
8. Examination of food and drinks.
9. Examination of food poisoning.
10. Examination of processed food.
11. Examination of teble-ware and cooking utensils.
12. Other chemical examinations.
13. General affairs.

4 Veterinary Laboratory
1. Examination of rabies and other animal disease.
2. Examination of milk and meat.
3. Production of animal vaccines.
4. General affairs.

5 Supply Section Laboratory
1. Examination of food and drinks.
2. Examination of food-poisoning.
3. Examination of processed food.
4. Examination of table-ware and cooking utensils.
5. Examination of drugs, cosmetics and others.
6. Examination of poisonous and drastic stuffs.
7. Production and research of drugs.
8. General affairs.

6 Pharmaceutical Laboratory
1. Production and research of drugs.
2. Production of medical herbs.
3. General affairs.

HEADQUARTERS
TOKYO MILITARY GOVERNMENT TEAM
APO 181

November 5, 1948

Subject: Inspection of Vaccine Laboratory.

To : Chief of Public Health Section, TMGT APO 181

1. An inspection was made at the Oshida Laboratory in Edogawa Ku. This laboratory is privately operated by Dr. Oshida Takuro and prepares prophylastic vaccine for the Pasture Treatment and vaccines for animal (Rabies) innoculations. The license for operation was awarded in 1919 and since then the preparation of these agents has been continuous.

2. The laboratory is well equipped and sanitarily operated. All preparation and processing is accomplished in glass sealed compartments into which only the hands and arms are inserted. Prior to placing in the compartment the the disected vertebral column with brain incased is surface stirilized with phenal. The remaining steps in technique are acomplished under cover and follow the proceedures as set up for the "Phenolized Method" of vaccine preparation.

3. According to Dr. Oshida, treatment is given to some twenty (20) patients daily.

4. The prepared vaccines were assayed by Dr. Oshida for both the animal and human preparations. This is not in keeping with accepted standards of practices since potency test cannot protect minimum requirements in any vaccine if the manufacturer is also the judge of potency. According to Dr. Oshida no standards are set up for assaying this product.

Recognition

Subject: Whale meat / kind.
applicant: name Tsutsumi, Shiro
address. Shinjuku No. 3 Restaurant
788, 1-chome Tsunohazu, Shinjuku-ku
Date: 28. Oct. 1948

The above mentioned item was sent from Public Health Bureau of Tokyo-To for examination. According to the result of examination, the amount of contained ammonia is extremely large (about 0.13%) and is clearly considered that this meat is ~~in the~~ process of ~~collapse~~ corruption.

P.H. in this item is 6.6.

I recognize as above

Yamamuro, Tomiko
Ohara, Takemi
Technician
Sanitary Laboratary

28 October 1948

Tentative plan for reorganization of laboratories

Directors of laboratories and officals concerned, of health Bureau met in the conferences on this subject, both on 13 and 20 October 1948. And after the discussion we have made up this tentative plan for reorganization of laboratories.

Tokyo Hygienic Laboratory, Tokyo Veterinary Laboratory, Tokyo Blood-plasma Laboratory, Tokyo Pharmaceutical Laboratory, Tokyo Supply Section Baboratory and Tokyo Bacteriological Laboratory will be all combined into one ~~Preventive Hygienic Laboratory~~ Tokyo Institute of Health (pending name) as follows:

Tokyo ~~Hygienic Laboratory~~ Institute of Health

1. General Affairs Department
   a) General affairs, documents and personnel affairs
   b) Budget and accounting
   c) Disposal of products
2. Bacteriological Examination Department
   a) Bacteriological examinations
   b) Parasitic diseases
   c) Serum examinations
   d) Manufacture and research of blood-plasma for transfusion
   e) Manufacture of vaccines
   f) Examination of rats, insects and rodents
3. Environmental Sanitation Department
   a) Investigation and research on environmental sanitation
   b) Examination of quality of water
   c) Examination of hot-spring water
4. Food and Animal Disease Department
   a) Examination of food and drink
   b) Examination of food poisoning
   c) Investigation and research on nutrition
   d) Examination of rabies and other animal diseases
   e) Examination of milk and meat
   f) Production of animal vaccines
5. Chemical Examination Department
   a) Examination of drugs, cosmetics and other medical materials
   b) Examination of poisonous and drastic stuffs
   c) Examination of dyes, artificial ingredients of lusciousness, antiseptics and bleaching agents
   d) Examination of tableware amd cooking utensils etc.
   e) Chemical examination of drug poisoning
6. Pharmaceutical Research Dept.
   a) Production and research of drugs
   b) Production and research of medicinal herbs

Essential points to be changed following to the above reorganization

1. Bacteriological examinations of various types(excluding water test), tests on parasitic diseases and on Wasserman reaction and others shall be done at Bacteriological Examination Dept.

2. The business of Blood-plasma Laboratory shall be carried out as a part of the function of Bacteriological Dept. But physically business shall be done at its present location.

3. The business of Veterinary Laboratory shall be carried out as a part of the function of Food and Animal Disease Dept. But physically speaking, business shall be done at its present loction.

4. The examination of the quality of water, by means of bacteriological and chemical examination, shall be under the charge of Environmental Sanitation Dept.

5. Chemical examination Dept shall take charge of all the chemical examinations of Hygienic Laboratory except for food sanitation. Equipments of Supply Section Laboratory will be transferred into the present building of Hygienic Laboratory.

6. Food and Animal Disease Dept shall take charge of chemical examination on food sanitation and poisoning transferred from Supply Section Laboratory.

7. The work being done in Medical examination Dept of Hygienic Laboratory now shall be done in the health centers. No medical examination department is projected in this new laboratory.

8. The detachment of Bacteriological Laboratory shall eventually be combined into laboratories of health centers. But for the time being it remains as a branch office of Bacteriological Examination Dept.

9. Meat & Milk Examination Office in Oshima Island shall remain for the time being as a branch office of Food and Animal Disease Department.

10. This new laboratory shall not employ public health nurse or clinical nurse as a general rule.

11. Application of rotating system:
Rotate the personnel ~~in~~ of each department so that they may become familiar with various fields of the laboratory.

Outline of Tokyo-to Pharmaceutical Laboratory

26 October 1948

1. This Laboratory was established in February 1946.

2. According to the interior regulations the Laboratory has the following functions:

   a. Researchs on drugs.
   b. Production of drugs.
   c. Consultation and guidance on production technique.

   In order to carry out the above functions there are four sections in the Laboratory.

   a. Research Section.
   b. Production Section.
   c. Consultation Section.
   d. General Affairs Section.

3. In the Research Section, the following work is being done at present.

   a) Research work to originate good drugs made from medicinal herbs due to the lack of chemicals which make raw material for producing drugs.

   b) Productive research of Anthelmintics made from plants, particularly of ones made from wheat straw, because wheat straw has been found to be effective to worms.

   c) Research on vegetable drugs, which is a part of big research and investigation program being done by Japanese Government following to the revision of Pharmacopoeia of Japan.

4. Production Section is doing the following

   a) Production of such drugs as are scarce in market and at the same time as can be produced with simple technique and small raw material and distribution of products chiefly to municipal hospitals.

   b) Test production of Anthelmintics made from wheat straw based on the results of the work Research Section has made.

5. In consultation Section, they answer technical questions of drug producers, medicinal herb cultivators and so forth.

6. In the botanical garden, they cultivate various kinds of medicinal plants in order to make research material and to show to civilian herb-growers and researchers. They sell cheap seeds and seedlings to those who want and thus try to increase the resources of herbs.

7. It is planned that Production Section will produce reagents for chemical, biological and bacteriological researches of good and uniformed quality for the use in health centers, hospitals and dispensaries and distribute lots of them quickly through Supply Section of Health Bureau.

8. Personnel

Technician	8
Assistant	3
Indoor lightworker	51
Clerk	11
Others	8
Total	81

9. The function of the laboratory hereafter is planned chiefly to make uniformed production of reagents as stated above and their distribution, and production of such drugs as of common use which are now mixed in pharmacies of health center, hospital, dispensary etc. in order to save man-power and mechine power. It is planned also to be expanded to big medical supply system. Concerning the process of above production, research work is constantly made for the improvement and originality in order to help the producers in general.

Laboratories

Personnel assigned to laboratories of Tokyo-to Health Bureau

Tokyo Hygienic Laboratory

Clerk 2 Physician 4 Pharmacist 14
Nutritioner 4 Veterinary doctor 3
other technician 9 Asistant-technician 9
Clinic nurse 1 Public Health nurse 1
others 11
Totall 58

Cattle-disease Inspectiong Office

Veterinary octor 7 Pharmacist 2 Others 4 — 13

Blood-plasma Laboratory

Clerk 3 Technician/ 2 doctors Assistant-clerk 4
Assistant-technician 11 Clinic nurse 4
Assistant-engineer 8 others 3
Totall ~~13~~ 36

Medical Exminers' Office

Clerk 5 Technician 4 Assitant-clerk 4
Assitant-technician 13 Nurse 1 NOne-official 28
Others 11
Total 66

Bacteriological Laboratory

Clerk 2d class 1 Technician 2d class 8
clerk 12 Technician 22 Assistant-clerk 15
Assistant-technician 36 Others 34
Total 128

Supply Section Laboratory

Clerk 1 2d class technician 4, technician 21
Assistant-clerk 7
Totall 33

Pharmaceutical Laboratory

Technician 8 Assistant 4 Labourer 52
Clerk 13 Others 5
Total 82

Functions of the laboratories and their records are described in the attached papers.

Tokyo Hygienic Laboratory
Business Record Apr-Aug

Medical Examination Disoription	No of Examination	No of Consultation
Gonococcus exam	65	39
Parasitology exam	5207	319
TB bacillus exam	65	30
Bacteriogical exam	762	21
W reaction	392	179
Clinic blood test	27	19
Tuberculin reaction	10	7
Physical exam	16	13
X-ray Perspective		11
" film		3
Chemical Analysis		
Analysis of mineral spring and products	12	29
Examination of artificial sweet materials	107	18
exam of 4 ethyl lead	3	1
Drugs etc.	883	147
Examination of the Quality of water		
Well, Spring, etc.	540	127
Chemical industrial water	155	26
Nutrition Examination		
Examination of fixed element of food	195	329

Investigation	
Water examination at the Tamagawa Source	49
" at water-cleaning points	55
" at faucets in metropolis	138
" at streams and rivers	752

Work done in Bacteriological Laboratory
During April and up to September 1948

Type of bacteriological test	No. tests done
Typhoid	92,268
Paratyphoid	92,297
Dysentery	90,047
Diphtheria	152
Meningitis	451
Cholera	2,291
Plague	5,549
TB	115
Malaria	10
Amebic dysentery	67,553
Gonorrhea	1,358
Typhus	82
Wassermann reactions	7,853
Parasite	63,019
Bacteria caused poisoning	225
Others	119
Total	423,389

Work done for carrier-tracing during April and September 1948

Type of people examined	No. tests done
Special dealers	16,843
Street-vendor	167
Kitchen workers	1,873
Repatriates	2,291
General physical examination	55
Typhoid cases, hospital discharged	260
Dysentery cases "	103
Former typhoid carrier	19
Typhoid contacts	2,395
Dysentery contacts	2,192
Employees in dance-halls etc, for Allied Personnel	3,654
Japanese employees for A.F.	56,193
New Japanese employees	5,991
Employees of hotels for foreign traders	94

Production of vaccine during April and September 1948

Typhoid-paratyphoid vaccine	480,000 cc
Diphtheria vaccine	25,000 cc
Bile culture medium	835 bottles

Water tests done

Samples of city water	838
Samples of well water	60

Supply Section Laboratory in MPB building

Work done during April and September 1948

Total number of tests done 2,379

1. Food and drinkand others 1,316

Item		no.good	no.bad
Skim milk		0	1
Raw milk		1	0
Natural ice		2	0
Artificial ice		6	24
Lemonade		4	4
Cider		25	12
Fruit juice and similar drinks	42		99
Drinks made from milk or milk products		6	1
Chinawares and lacqure		28	30
Enamelled ironwares		22	2
Other utensils for food		20	1
Antiseptics, bleaching agents, etc.	2		4
Sweets		39	31
Canned or bottled stuff		20	7
Soy and soy essence		2	0
Vinegar and its essence		5	4
Sake		11	13
Wine		1	0
Spirituous liquors		88	28
Other kinds of liquids		18	9
tetra ethyl lead			2
Metyl alcohol			30
Ice-cream		1	26
Ice-candy		3	6
Artificial sweetenings		14	10
Butter, lard,etc.		6	1
Other food and drinks		272	44
Well water		1	4
Coloring		133	431
Others		95	14
2. Soft drinks requested to test		542	0
3. Drugs and others		88	56
4. Cosmetics and others		226	107
5. Judging of narcotics	13		

Samples taken from cosmetic dealers 60
Samples of new drugs not on control 89
Samples of new soft drinks (including ice) 129

Cattle-disease Inspecting Office

Business Records
From April to August

Examination of Rabies

Case reported:	49
Diagnosis:	32
Inability to examine:	2

Vaccine manufactured:	24.300 CC
Milk examined:	189 cases (Arp-Sept)
Meat and fishes examined:	345 cases (")

Bllod-plasma Laboratory
Business Records

Records of sales of dry blood-plasma (Apr-Sept)

200 CC:	106	100 CC:	1,324
30 CC:	391	20 CC:	497

Tokyo Metropolitan Medical Examiners' Office

Summary as of 6 October 1948

No of Deadbody examined:	1.699 cases	Cheese 242
No of autopsy:	498 cases	Plaster 22
		Powder 5

Tokyo-to Pharmaceutical Laboratory

1. Research: 5 cases
   a. Manufacturing of injection from datura stramonum.
   b. Non parasite-drug.
   c. On the influence of sensitizing colouring to medicinal plant components.
   d. On manufacturing thick Bl,2 table
   e. On manufacturing powder of emmeiso and sodium carbonate.
2. Leadingship: 33 cases
   1) "Shora" element case
   2) Cultivation of medical herbs
   and 31 other cases.
3. Pharmaceutical Project:
   1) Disinfectant 23,200g
      Enema 85,000g
      Emollient 252,000g
      Drug for external injury 187,600g

Kumisei	546,500g
Drug for stomach	1349,500g
Drug for intestines (table)	250,050g
Parasite-drug	12,240g
Zinc oxide ointment	1820,400g

THE MONTHLY REPORT OF BUSINESS AUGUST 1948
TOKYO METROPOLITAN HYGIENIC LABORATORY

1. Request Examination and Consultation.

Section	Item	No. of Request.	No. of Positives	Percentage of Positives	No. of Consultation
Division Medical Research.	Microscopic Examination of Gonococcus.	16.	1	6.25	13
	Parasite Examination.	574	325	56.62	60
	Microscopic Examination of Tbc Bacillus.	8	6	75.00	8
	Bacteriological Culture Exam.	595	2	0.33	5
	Wassermans Reaction.	74	15	20.20	58
	Clinical Sedimantation Velocity of the Red Blood Cell.	7	0	0	0
	Tuberculin Test.	4	0	0	0
	Physical Examination.	13	0	0	0
	X-ray Fluoscopic Examination.	0	0	0	0
	X-ray Fluoscopic Picture.	0	0	0	0
Division of Chemical Research.	Mineral Water Analysis.	3	2	66.66	20
	Examination of Artificial Sweet Substances.	88	54	61.36	
	Examination of Lead Tetra-ehtylate.	0	0	0	0
	Examination of Methyl-alcohol The Others.	708	60	8.47	35

Division of Water Survey	Examination of Private and Artesian Well Others	132	40	30.30	20
	Examination of Chemical and Industrial Water.	35	11	31.42	10
Division of Nutrition	Examination of Foods.	106	0	0	208

2. Examination Test.

Section	Item	No. of the Examination.
Division of Water Survey.	Examination of Water Tama River and Impounding Reservoirs.	10
	Examination of Filtation Efficiency of the Filtration Plants.	11
	Examination of Tap Water.	33
	Examination of River Water.	752

THE MONTHLY REPORT OF BUSINESS APRIL 1948

TOKYO METROPOLITAN HYGIENIC LABORATOLY

1. Request Examination and Consultation.

Section	Item	No. of Request	No. of Positives	Percentage of Positives	No. of Consultation
Division of Medical Research	Microscopic Examination of Gonococus	9	1	11.1	6
	Parasite Examination	335	257	76.71	34
	Microscopic Examination of Tbc. Bacillus	10	1	10	4
	Bacteriological Culture Exam.	45	5	11.11	3
	Wassermans Reaction	68	16	23.53	23
	Clinical Sedimentation Velocity of the Red Blood cell	0	0	0	0
	Tuberculin Test	0	0	0	0
	Physical Examination	0	0	0	0
	X-ray Fluoscopic Examination	0	0	0	0
	X-ray Fluoscopic Picture	0	0	0	0
Division of Chemical Research	Mineral Water Analysis	2	1	50	2
	Examination of Artificial Sweet Substances	1	0	0	1
	Examination of Lead Tetra-ehtylate	0	0	0	0

	Examination of methyl alcohol	6	1	16.66	23
	The Others.				
Division of Water Survey	Examination of Private and Artesian Well, Others.	35	11	31.4	15
	Examination of Chemical and Industrial Water	5	1	20	8
Division of Nutrition	Examination of Foods	21	0	0	20

2. Examination Test

Section	Item	No. of Other Examination
Division of Water Survey	Examination of water Tama-River and Impounding Rgervoirs.	10
	Examination of Filtation Efficiency of the Filtration Plants.	13
	Examination of Tap Water	17
	Examination of River Water	0

ATTACHED CHART

CLINICAL SERVICES RENDERED AND HEALTH EDUCATI

	TB	Immunization						Go
		Dipth.	Whoop.	Typhoid	Small-pox	Cholera	Measles	
From private MD.	290 (235)		11 (720)					(1
Leaflets	45 (42)		(600)	(300)				
Pamphlets	30 (35)		30					
Posters	20 (80)		200 (30					
Lectures to school	2 150 4 625							
Lectures to gov't office workers	5 500			1 108				
Lec. to indust groups	1 20							
Lec. to the public	3 158 5 100		5 1730	(90)				
Demonst. in street								
New patients	2,111 (1,795)	(342)	5558 (2,734)	1,465 (18,702)	2,621 (188)	1,142	26 (15)	
Old patients	8005 (9273)							
Nurses visits to homes	2379 (1652)							

ENDERED AND HEALTH EDUCATION OFFERED BY H.CS. DRUING APR.

-pox	Cholera	Measles	V. D. Go.	V. D. Syph.	V. D. Misc.	Natal Pre.	Natal Post	Nutri.	Mental	I & R	C.D.	Perso-nal Hyg.
			(1)	(29)	2	1 (1)	2	7 (1,230)				96 (30)
						25 (1,938)	25 (1,645	30 (2,779)			(4130)	(15)
						30 (38)	28 (41)	30 (54)			(16)	76 (76)
						(5)	(400)	2 17 1106				20
							3 137	8 2375				3 8 14
						1 38		3 76 3 144				1 25 2 321
						2 126						1 20
						4 180	5 276	6 107868 61 5822				2 473
621 88)	1,142	26 (15)	103 (119)	385 (811)	4,119 (1,284)	1803 (791)	5550 (3659)	171 (4,126)	25 (42)		(1)	8,884 (11,568
						1098 (257)	7742 (6684)	1249 (95)	2 (8)		(8)	10.772 06 325
			2	4		301 (96)	399 (414)	(1)	7 (8)		(8)	323 (250)

30B

Dec. 3, 1947

General Affairs Division,
Medical Section,
Health Bureau, Tokyo-to

2) INFORMATION ABOUT THE PLASMA LABORATORY

1. Name: Tokyo-to Plasma Laboratory

2. Location: No. 31, 2-chome, Jingūdōri, Shibuya-ku, Tokyo-to

3. Supt.: Local Technical Official Shoji Miyamoto

4. Size: a. The building-site 4,667 square metre
b. The building-area 816 square metre

5. No. of personnel: (Feb. 22, present)
a. Professional 29
b. Non-professional 9
Total 38

6. Operations:

(1) Items of administration
a. Researches in the substitute products for blood tranfusion.
b. Production and distribution of plasma for transfusion.
c. Production of dry serum.

(2) Items of researches
a. Chemical analysis of blood ingredients.
b. Studies on the antigen of plasma albumin, particularly of globulin.

There are three large driers in the laboratory and, under a good condition, they are able to produce about 80 ampullae of dry plasma in a day. However, due to the shortage of electric power etc., both researches and manufacture are now forced to be limited.

Of the loss plasma produced from the inperfection of vacuum and incomplete mixing of the dissolved blood, as well as the damage due to the electric failure, antimeasles serum is manufactured.

7. Procedure used in the production of plasma:
(1) Public solicitation of blood suppliers

(2) General examination of the suppliers
a. Measurement of the temperature
b. Measurement of the blood pressure
c. Measurement of the hemoglobin
d. Examination of the blood type
e. Blood examination for syphilis

(3) Medical examination of the suppliers
Particularly for diseases of the respiratory and blood circulation organs.

(4) Obtaining of the blood
200-300 cc once per a supplier.
The supply by a person is limited twice in a month.

(5) Treatment of the blood
The blood obtained from 40-50 persons is mixed in the sterilized container, together with citric acid soda at the rate of 0.5%; then it is divided into glass cylinders as large as containable about 200 cc, which are quietly kept in a refrigerator at 4 degrees C. for 48 hours, causing the separation of the plasma.

(6) Obtaining of the plasma
The plasma separated in the refrigerator is provisionally removed to the sterilized container.

(7) Then it is divided into ampullae of a size containable about 300 cc, filling each with 200 cc of the plasma; this will be immediately followed by the following operations:

(8) Freezing of the plasma
The plasma divided into ampullae is to be freezed at once by a low temperature at 30 degrees below zero.

(9) Vacuum drying
Directly after the completion of freezing the ampullae are to be set to vacuum driers, by which they will be dried.
The vacuum degree is 1/10 mmH.G.

(10) Vacuum closing
When they are dried perfectly, the tips of the ampullae are closed by melting with gas flames.

8. Capacity

Under a good condition of equipments etc., this laboratory can produce 80 ampullae of dry plasma in a day.

9. Average production

Under the limited present circumstances the average production is about 50 ampullae per a day.

10. Material and supply problems

Above all, the supply of dry ice is desirable.

11. Disposition of products:

As the expenses of the laboratory are paid by Tokyo-to the products are to meet the demands of the people of Tokyo-to; the remnant is distributed to the applicants in the whole country. The disposal is executed at the laboratory.

It may be added that, as the present building of the laboratory belongs to the Salvation Army, we are obliged to remove it; however, with all our efforts, no suitable buildings have ever been found, and we are bewildered.

File Copy

25B

14 June 1948

To: Public Health Section, Tokyo Military Government.

From: Veterinary Division, Public Health Section, Health Bureau, Tokyo-to.

Subject: Report on Anthrax Case.

1. Name and address of the owner:

Eisaku Asamima,
2065, Kiso, Tadao-mura, Minami-tama Gun, Tokyo.

2. Kind, sex and age of the animal

Korean cow; female; 4 years old.

3. Date of onset: 5 June 1948

4. Date of death: 6 June 1948

5. Date confirmed: 7 June 1948

6. Measures taken:

Under the guidance of animal C.D. committee Members, burning of body, thorough disinfection of both inside and outside of the stable and disinfection of other materials (with 1000 times mercuric chloride) which are used in common and may make a source of infection to other animals have already been done. Four milk cows which are kept by the same owner have received Sobern Heimsche inoculation. All the domestic animals in that village of Tadao-mura got immunization (Besredkasche). The program was completed by 10 June.

About 36 liter of milk from the four cows is sent to Hachioji milk plant every day. But we ordered the plant to dispose milk for 2 weeks, and these cows are under watch now.

Masami Kataye.

akm

Analysis Result (copy)

Item examined;

Vitamin C Injection

(each case containing 50 Amp)

manufactured by

Showa Manufacturing

Limited Partnership

The above item was sent in to the Laboratory for examination from the Pharm. Section, Tokyo-To with the Section number 163-16. dated Jan. 28' 48.

The result of chemical examination showed that this item does not come up to the standard of vitamin C injection [illegible]

Showa Manufacturing
Limited Partnership

The above item was sent in to the Laboratory for examination from the Pharm. Section, Tokyo-To with the Section number 163-16. dated Jan. 28' 48.

1 The result of chemical examination showed that this item does not come up to the standard of vitamin C Injection fixed in the Japanese Pharmacopoea.

(Reason for the above mentioned dicision is given in the original report, classified in fine groups. but the description of these are omitted here for the sake of brevity)

file

THE MONTHLY REPORT OF BUSINESS. MARCH 1948.

TOKYO METROPOLITAN HYGIENIC LABORATORY.

1. Request Examination and Consultation.

Section	Item	No. of Request	No. of Positives	Percent. of Positives	No. of Consultation
Division of Medical Research	Microscopic Examination of Gonococcus				
	Parasite Examination	416			
	Microscopic Examination of Tbc. Bacillus	1			
	Bacteriological Culture Exam.				
	Wassermann's Reaction				
	Clinical Sedimentation Velocity of the Red Blood cell				
	Tuberculin Test				
	Physical Examination				
	X-ray Fluoscopic Examination				
	X-ray Fluoscopic Picture				
Division of Chemical Research	Mineral Water Analysis				
	Examination of Artificial Sweet Substances				
	Examination of Lead Tetra-ehtylate				
	Examination of Methyl alcohol				
	The Others.				

Division of Water Survey	Examination of Private and Artesian Well, Others.
	Examination of Chemical and Industrial Water
Division of Nutrition	Examination of Foods

2. Examination Test

Section	Items	No. of The Examination
Division of Water Survey	Examination of water Tama River and Impounding Reservoirs.	
	Examination of Filtation Efficiency of the Filtration Plants	
	Examination of Tap Water	
	Examination of River Water	

Remark. The business was stopped by removal, from March 6 to March 31.

(T)

THE MONTHLY REPORT OF BUSINESS. FEBRUARY 1948

TOKYO METROPOLITAN HYGINIC LABORATORY

1. Recuest Examination and Consultation

Section		NO.OF the Request	NO.OF the Positives	Percentage of Positives	NO.OF the Consultation
Division of Medical	Microsoopic Examination of Conococcus	31	3	9.67	26
	Parasitic Examination	1704	998	58.56	150
	Microseopic Examination of Tubercular Bacillus	36	5	13.88	13
	Bacteriologic Cultural Examination	88	13	14.77	4
	Wasserman Reaction	527	102	19.35	96
	Clinical Sed-imentation Velocity of Red blood cell	104	39	37.5	84
	Tuberculin Test	32	27	84.4	
	Phyaical Examination	6	0	0	
	X-ray Fluorscopic Examination	123	53	43.1	
	X-ray Fluorscopic Picturs	49	38	85.8	
Division of Chemicsl Research	Mineral of Water Analysis	1	1	100	12
	Examination of Artificial Sweet Substances	5	0	0	22
	Examination of Lead Tetra eihylate alcohol	0	0	0	0
	The Other	35	4	12	18
Division of Water survey	Examination of Private and Artesian Well Other	~~19~~ 20	10	~~50.6~~ 50.	10
	Examination of chemical and Industrial Water	10	0	0	50

Section	NO.Of the Request	NO.Of the Positives	Percentage of Positives	NO.Of the consultatior
Division of Nutcition Examination of Foods	23	0	0	50

2. Examination Test

Section	Items	NO.Other Examination
Division of Water Survey	Examination of water Tama River and Impounding Reservoirs.	10
	Examination of Filtration Efficiency of the Filtration Plants.	11
	Examination of Tap Water	29
	Water Analysis of river	22

4 Mar. 1948

Mitsui Kagaku Kogyo Meguro Laboratory
839 1-chome, Naka-Meguro
Meguro-Ku

This plant had an output of 51,000,000 Oxford units during the month of February, 1948. Like other plants previously inspected, this one has the four primary sections, namely culture, extraction, assay, and sterilization. and packaging. Production procedure was similar to that of previous plants inspected with the exception that charcoal was used to aid in filtering out impurities. Penicillin is to be produced in 100,000 units vials beginning 1 March instead of in 30,000 unit vials. Cost of production of 100,000 U is Y400. It is sold to the distributor for Y500 who in turn retails it to the consumer for Y600. This price and regulation of sale is set up by the Ministry of Health.

On the whole this plant was sanitary in all respects except for a few exceptions. These included filtering vats and condensers which were not up to proper standards of sanitation and cleanliness. It was suggested that this be remedied. Dessication was crude but effective. The aqueous solution of 100,000 U was dried into the powder by means of 100 watt lamps. It was suggested that this could be more rapidly and efficiently done by use of a regulated incubator.

THE MONTHLY REBORT OF BUSINESS, DECEMBER 1947

TOKYO METROPOLITAN HYGINIC LABORATORY

1. Recuest Examination and Consultation

Section		No. of the Request	No. of the Positives	Percentage Positives	No. of the Consultation
Division of Medical Research	Microscopic Examination of Gonococcus	15	0	0	12
	Parasitic Examination	2,502	521	20.72	200
	Microscopic Examination of Tubercular Bacillus	22	3	13.63	8
	Bacteriologic Cultural Examination	121	12	9.91	50
	Wasserman Reaction	343	82	23.06	115
	Clinical Sedimentation Velocity of Red blood cell	65	15	23.1	0
	Tuberculin Test	56	11	19.64	0
	Physical Examination	80	0	0.0	0
	X-ray Fluorscopic Examination	107	47	43.91	0
	X-ray Fluorscopic Picturs	6	4	66.6	0
Division of Chemical Research	Mineral of Water Analysis	2	0	0.0	10
	Examination of Artificial Sweet Substances	3	1	33.33	9
	Examination of Lead Tetra ethylate	10	3	30.0	26
	The Other	18	2	11.11	18

Section		No. of the Request	No. of the Positives	Percentage of Positives	No. of Consultation
Division of Water Survey	Examination of private and Artesian Wells Other	18	4	22.22	10
	Examination of Chemical and Industrial Water	1	0	0.0	5
Division of Nutrition	Examination of Foods	25	0	0.0	40

2. Examination Test

Section	Items	No. Other Examination
Division of Water Survey	Examination of water Tama River and Impounding Reserveirs.	10
	Examination of Filtration Efficiency of the Filtration Plants.	12
	Examination of Tap Water	35

file

The Tokyo-to Bacteriological Laboratory

For the increase of the allotment of electric power -volume, according to the order of The Tokyo Commercial & Industrial Bureau, we implore to certify the following terms :

The Tokyo-to Bacteriological Laboratory are putting in practice the various bacteriological inspections of the Japanese employees for Allied Forces accompany thier phisical examination, and the production of vaccins. And these are very important for the prevention of communicable diseases.

The terms:

1. The name of establishment ; The Tokyo-to Bacteriological Laboratory.
2. The resident place ; No.18 Ohtsuka-tsujimachi Bunkyo-ku Tokyo.
3. The classification of demand ; Secondary demanding, A class.
4. Contracted maximum electric power; 50 K.W. constantly.
5. Volumes alloted for Jan.1948 ; 2,800 (K.W.H.)
6. Requesting volumes of allotment ;

Distinction of month	Use for	Increasing measure of affairs	Ordinary alloted power-volumes
January	Inspection production	12,000 cases 450,000 cc	12,200K.W.H.
February	"	12,000 cases 450,000 cc	12,200 K.W.H.
March	"	12,000 cases 450,000 cc	12,200 K.W.H.
Total	"	36,000 cases 1350,000 cc	36,600 K.W.H.

7. The reasons for augment of electric power allotment :

This Bacteriological Laboratory is the ~~only~~ organization of bacteriological inspections which conform to the preventive measures of communicable diseases issued by Japans Government. And it is enforcing for the civilan, the bacteriological inspection of Typhoid, Cholera, typhus, pleague etc. and also for Japanese employees for Allied Forces required by G.H.Q. and enforcing the production of vaccins too, which alloted by The Welfare Ministry. Although it is alloted the electric power-volumes as mentioned in term 5 ; it is impossible to perform the duty with them, and it is afraid that it must be a serious obstruction for the liaison business.

Moreover, as the bacteriological inspections and the production of vaccines are projected thier augumentation as following tables, the electric power allotment must be multiply as detailed in term 6.

(1) Number of bacteriological inspections :

Classification	Monthly Augumentsnumber from Jan.	Remarks
For civilian	20,000 3,000	Increasing the inspections for food handlers by the regulation of the Welfare Ministry.
For the employees	30,000 4,000	Increasing of new employees
For typhus inspestion	1,000 5,000	Prevalence season of typhus.
Total	51,000 12,000	

(2) The quantities of production of vaccines :

Classification	Monthly quantity of production	Auguments from Jan.	Remarks
Typhoid-para-typhoid mixed vaccine	750,000 cc	300,000 cc	Filling the allotment
Diphtheria anatoxoid	150,000cc	100,000 cc	ditto
Cholera vaccine	50,000 cc	30,000 cc	ditto
Whooping cough	-	20,000cc	newly production
Total	900,000 cc	450,000 cc	

(3) Latest actual results :

Month Used for	Results	Maximum electric alloted power	Consumed electric power, monthly
June Inspection	23,956 cases	50 K.W.	7,350(K.W.H.)
Production	754,000 cc		
July "	54,647cases	"	6,248(")
"	713,000 cc		
Aug. "	50,090cases	"	8,820(")
"	837,000 cc		
Sept. "	48,258cases	"	11,000(")
"	1055,000 cc		
Oct. "	54,445cases	"	10,920(")
"	907,000 cc		
Nov. "	64,675cases	"	9,555(")
"	874,000 cc		
Total "	296,071cases		53,893(")
	5,140,000 cc		

THE MONTHLY REPORT OF BUSINESS. NOVENBER 1947

TOKYO METROPOLITAN HYGINIC LABORATORY

1,Recuest Examination and Consultation

section		No.of the Request	No.of the Positives	Percentage of Positives	No.of the Consultation
Division of Medical Researcn	Microseopic Examination of Conococcus	20	1	3	8
	Parasitic Examination	853	419	49.12	115
	Microseopic Examination of Tubercular Bacillus	28	3	17.14	14
	Bacteriologic Cultural Examination	54	4	7.40	2
	Wasserman Reaction	440	112	25.45	120
	Clinical Sedimentation Velocity of Red blood cell	137	32	23.3	0
	Tuberculin Test	38	25	65.8	0
	Physical Examination	0	0	0	0
	X-ray Fluorscopic Examination	145	75	51.0	0
	X-ray Fluorscopic Picturs	86	54	62.8	0
Division of Chemical Research	Mineral of Water Analysis	2	0	0	9
	Examination of Artificial Sweet Substances	16	1	6.63	16
	Examination of Lead Tetra eihylate	2	0	0	12
	The Other	25	6	24	22
Division of Water Supvy	Examination of Private And Artesian Wells Other	26	16	53.8	15
	Examination of Chemical And Industrial Water	8	0	0	13
Division of Nutrition	Examination of Foods	28	0	0	30

2. Examination Test

Section	Items	No. Other Examination
Division of Water Survey	Examination of water Tama River and Impounding Reservoirs.	10
	Examination of Filtration Efficiency of the Filtrattion Plants.	11
	Examination of Tap Water	41

The end.

ATTACHED CHART

CLINICAL SPRVICES RENDERS AND HEALTH E

	TB	Immunization					V. D.			Na
		Diph	Whoop	Small-pox	Typhoid	Rabies (Measles)	Go.	Syph.	Misc.	Pre
From private MD.	103		50					20		
Leaflets		120	65					25		15
Posters	21							2		
Pamphlets	572									
Lectures to school	22 3594		2 86							
Lectures to gov't office workers			11 157							
Lec. to indust groups										
Moving pectures										
Demonst. in street										
Other health education	1562		80		186					
Nurses visits to homes	1747									22
New patients	761	487	9569	1784	1287	13 14	158	303	1045	25
Old patients	3225									3

Plan in next month

Azabu H.C. 1. Stool examination of school children (2 schools 1,500 children)
2. TB exam
3. TB exam. of children under school age
4. TB exam
5. "

Minato H.C. 1. TB exam. and stool exam. of school children
2. " and trachoma exam. of factory workers.