DECLASSIFIED E.O. 12065 SECTION 3-402/NNDG NO. 775 013

GHQ/SCAP Records (RG 331, National Archives and Records Service)

Description of contents

(1) Box no. 2819

(2) Folder title/number: (8)

Sanitary Engineering, Kanagawa

(3) Date: Aug. 1949 - Mar. 1951

(4) Subject:

Classification	Type of record
9751	c, p

(5) Item description and comment:

Kanagawa

(6) Reproduction: (Yes) No

(7) Film no. Sheet no.

(Compiled by *National Diet Library*)

DECLASSIFIED E.O. 12065 SECTION 3-402/NNDG NO. 775 013

Feb Yokohama Sender agree

(6) This road construction is now facing on a critical point to be supended its work having no subsidy from the government, since it would be excluded from the category of national enterprise of the current fiscal year. If so, it would be very serious to leave the work as it is not only from view point of public health but of safety transportation. Dead water of half reclaimed canal should not be allowed to keep in that condition; future road congestion would be expected by increasing foreign trade, and even the complete part of the work would become to naught.

(7) Amount of money needed to complete is as follows:

1949	56,600,000	Yen
1950	74,400,000	" — Excluding road works
1951	68,000,000	"
1952	50,000,000	"
Total	249,000,000	Yen

(8) Considering that the importance of this road construction and that the city finance can not cover the construction expense, your storong negotiation with the government about the following matters would be much appreciated.

a. This road construction Project should be added to the Arrangement of National Road Plan which is in operation now.

b. The government subsidy and flotation of local loan to complete this work should be considered as early as possible.

K. Ishikawa

K. Ishikawa
Mayor
Yokohama City.

DECLASSIFIED E.O. 12065 SECTION 3-402/NNDG NO. 775 013

Table (1)
The Volume of Traffic at Sakuragicho Street from 6.00 AM to 8 PM.(Location-marked on map)

Investigate	Motor Car	Bycicle	Cart	Tram Car	Walker	Increasing Rate of motor Car
Oct. 1946	6,737	2,270	464	821	4,170	100 %
June 1947	8,052	1,268	139	997	4,080	120 %
Oct. 1947	8,341	1,595	237	997	4,545	124 %

Table (2)

Passengers on and off at Sakuragicho Station

Investigate	On	Off	Total	Increasing Rate
1946	17,892,731	19,912,403	37,805,134	100 %
1947	22,980,435	23,786,415	46,766,850	124 %

Table (3)

Goods at Higashi Yokohama Station

Investigate	Forwarding	Arrival	Total	Increasing Rate
1946	744 ton	1585 ton	2329	100 %
1947	928	4639	5567	238 %

Table (4)

Chemical Analysis of Canal Water (Date -17th July 1947 Location-marked on map)

Place	Temperature of water	Turbidity	P.H	Chloride	Sulphur	Nitrate
Ishizakigawa	26	10	7.3	8450	Trace	a little
Sakuragawa	27	11	7.2	13800	Trace	Trace
Ookagawa	24	12	7.7	21300	Trace	Trace

DECLASSIFIED E.O. 12065 SECTION 3-402/NNDG NO. 775 013

Place	Nitrites	B.O.D (p.p.m)	Mineral matter	Suspended matter	Bacteria	Endo's Colon Bacteria
Ishizaki gawa	no	1200	9190	40	284	0
Sakura gawa	no	1250	14250	400	2280	0
Ookagawa	no	2280	29256	12	732	0

DECLASSIFIED E.O. 12065 SECTION 3-402/NNDG NO. 775 013

HEADQUARTERS
KANAGAWA MILITARY GOVERNMENT TEAM
APO 502

11 March 1948

AG-PW 720.6

MEMORANDUM FOR: Yokohama City Reconstruction Bureau

THRU: Yokohama Liaison and Coordination Office

SUBJECT : Sakuragicho Sewage System

1. Recent inspections of the Sakuragicho canal area reveal that sanitary conditions and maintainance procedures are not satisfactory. These conditions exist because work on the proposed sewage system has not progressed as planned, making proper maintainance of the canal impossible.

2. It is recommended that immediate steps be taken to expedite work on the sewage system, in order that existing sanitary and health hazards may be eliminated.

FOR THE COMMANDING OFFICER:

DONALD E. MILLER
Captain, AGD
Adjutant

DECLASSIFIED E.O. 12065 SECTION 3-402/NNDG NO. 775 013

Expense of Sakuragawa Reclamation Project

Fiscal year / Item	1949	1951 ~~1949~~	1952 ~~1949~~	1953 ~~1949~~	Total ~~1949~~	Remarks
Reclamation works	Yen 6,500,000	Yen	Yen	Yen	Yen 6,500,000	
Sewerage works	50,100,000	+10 To add amount			50,100,000 ~~51,000,000~~	
Road works		74,400,000	68,000,000	50,000,000	192,400,000	
Total	56,600,000	74,400,000	68,000,000	50,000,000	249,000,000	

DECLASSIFIED E.O. 12065 SECTION 3-402/NNDG NO. 775 013

Detail expense of Reclamation works (1949)

Item	Size	Number	Unit	Unit cost	Amount	Remarks
				Yen	Yen	
Reclamation		41,000	m3	110	4,510,000	
Embankment	length 69m hight 4m	276	m2	2,500	690,000	
Drain pipe	dia 100cm	12	m	6,000	72,000	
"	" 80 "	13	"	5,000	65,000	
"	" 70 "	26	"	4,000	104,000	
"	" 60 "	13	"	1,000	13,000	
"	" 15 "	26	"	500	13,000	
Sundry expenses					193,000	
Total					5,660,000	
Office expenses					840,000	
Grand Total					6,500,000	

DECLASSIFIED E.O. 12065 SECTION 3-402/NNDG NO. 775 013

(2)

Estimation of Sewerage Construction

at Sakura-gawa reclaimed area (1949)

Item	Size	Number	Unit	Cost per unit	Amount	Remarks
	cm			Yen	Yen	
Vitrified clay pipe	30	115.0	meter	2,660.00	305,900.00	
Concrete pipe	45	141.0	"	3,010.00	424,410.00	
"	52	225.0	"	3,570.00	803,250.00	
"	60	257.0	"	5,220.00	1,341,540.00	
"	70	258.0	"	6,290.00	1,623,820.00	
"	110	181.0	"	12,210.00	2,210,010.00	
"	120	217.0	"	14,290.00	3,100,930.00	
"	140	222.0	"	17,990.00	3,993,780.00	
"	160	411.0	"	19,790.00	8,133,690.00	
Horse shoe section culvert	180	112.0	"	22,320.00	2,499,840.00	
Square section culvert	240	10.0	"	32,470.00	324,700.00	
Manhole (Type 1)		7	place	17,680.00	123,760.00	
"(Type 2)		4	"	22,330.00	89,320.00	
"(Type 3)		17	"	31,980.00	543,660.00	
Conjunction M.H.		2	"	209,300.00	418,600.00	
Catch basin		67	"	4,030.00	270,010.00	
Connecting pipe of catch basin		23	meter	1,690.00	687,850.00	

DECLASSIFIED E.O. 12065 SECTION 3-402/NNDG NO. 775 013

Item	Size	Number	Unit	Cost per unit	Amount	Remarks
	cm			Yen	Yen	
Connecting pipe of Sanitary sewer	15	814.0	meter	1,200.00	976,800.00	
Connecting pipe of existing sewer	23	50.0	"	1,690.00	84,500.00	
"	30	100.0	"	2,660.00	266,000.00	
"	38	10.0	"	3,760.00	37,600.00	
"	45	10.0	"	3,010.00	30,100.00	
"	52	10.0	"	3,570.00	35,700.00	
"	70	10.0	"	6,290.00	62,900.00	
"	120	30.0	"	14,290.00	428,700.00	
Rail crossing		2	place	200,000.00	400,000.00	
Repair pavemen	High class	475.0	Sq.M	1,320.00	627,000.00	
"	Medium class	2,404.0	"	800.00	1,923,200.00	
"	Low class	6,042.0	"	380.00	2,295,960.00	
Temporary Drainage work					700,000.00	
Machinery and Instruments					2,453,500.00	
Portage		8,080.0	ton	300.00	2,424,000.00	
Sundry expenses					1,846,170.00	
Total					41,774,000.00	

DECLASSIFIED E.O. 12065 SECTION 3-402/NNDG NO. 775 013

Item	Size	Number	Unit	Cost per unit	Amount	Remarks
Site expenses		(42,700) 1,200.0	(Sq ft) Tsubo	30.00	36,000.00	
Temporary office		(1,281) 36.0	(") "	15,000.00	540,000.00	
Compensation expenses					838,500.00	
Investigation expenses					411,500.00	
Total					1,826,000.00	
Office expenses					6,500,000.00	
Grand Total					50,100,000.00	

DECLASSIFIED E.O. 12065 SECTION 3-402/NNDG NO. 775 013

Detail Expense of Road works (1950)

Item	Size	Number	Unit	Unit cost	Amount	Remarks
				Yen	Yen	
Earthen works		11,700	m3	260	3,042,000	
Bridges remove works		1,734	m2	6,000	10,404,000	
Site expenses		2,700	tsubo	4,000	10,800,000	
House compensation		1.200	"	15.000	18.000.000	Tel.cable Yen 6,750,000 Power " 4,270,000 Gasspipe 6,500,000 Water " 2,030,000
Pipes and cable compensation					19,650,000	
changing the existing grade of track		110	m	20,000	2,200,000	
Sundry expenses					604,000	
Total					64,700,000	
Office expenses					9,700,000	
Grand total					74,400,000	

DECLASSIFIED E.O. 12065 SECTION 3-402/NNDG NO. 775 013

Detail Expense of Road works (1951)

Item	Size	Number	Unit	Unit cost	Amount	Remarks
	m m			Yen	Yen	
Surface glading	1450x30	43,500	m2	60	2,610,000	
	cm					
Concrete pipe	Dia 38	880	m	2,800	2,464,000	
"	" 45	350	"	3,010	1,053,500	
"	" 60	70	"	5,220	365,400	
Manhole	" 90	9	place	17,680	159,120	
"	" 120	27	"	22,330	602,910	
L-gutter		3,700	m	1,000	3,700,000	
Connecting pipe	Dia 23	1,200	"	1,120	1,456,000	
Catch basin		150	place	4,000	600,000	
Boundary works		3,000	m	300	900,000	
Bridge repair		50	m2	20,000	1,000,000	
Signal post works		2		200,000	400,000	
Paving (Road)		14,300	m2	2,300	32,890,000	
House compensation		700	tsubo	15,000	10,500,000	
Sundry expenses					599,070	
Total					59,300,000	
Office expenses					8,700,000	
Grand total					68,000,000	

DECLASSIFIED E.O. 12065 SECTION 3-402/NNDG NO. 775 013

Detail Expense of Road works (1952)

Item	Size	Number	Unit	Unit cost	Amount	Remarks
Paving (Road)		14,300	m2	2,300	32,890,000	
" (side walk)		13,500	"	600	8,100,000	
Side trees		430		1,500	645,000	
Grass works		2,800	m2	500	1,400,000	
Sundry expenses					465,000	
Total					43,500,000	
Office expenses					6,500,000	
Grand total					50,000,000	

DECLASSIFIED E.O. 12065 SECTION 3-402/NNDG NO. 775 013

COPY

YOKOHAMA MUNICIPAL WATER WORKS

aug 1949

To Public Health Section
The Kanagawa Military Government

Through: Yokohama Liaison and Coordination Office

Subject: Road Project Reclaiming the Sakuragawa Canal

(1) Needless to say the restoration works of Yokohama must be done as a city of the entrance of Japan and the nearest to the capital as early as possible, especially communication facilities on land and sea must be settled neatly as an international port.

(2) The government had decided August 1946 to authorize the reconstruction plan of Yokohama City considering the importance of these points.

(3) Sakuragicho Street in the plan is became the most important industrial highway to connect Yokohama harbor and factory zones of Tokyo, Kawasaki, as well as Yokohama passing increasing traffic day by day. The traffic of motor car increased within one year (10,1947 - 10,1948) 24 percent compared with previous year. In rush hour 930 motor cars or more than 1,300 vehicles including tram cars and others were passed through 20 metre drive way (28 metre width including both side-walks) It seemed to be in saturation already and it is obvious some trouble of communication would come in near future. The development of the trouble is to widen the existing 28 metre road into 70 metre reclaiming Sakuragawa Canal which is not in use at present and to make some greens and yards to park between Sakuragawa reclamation and the existing road buying over some private properties.

(4) Sakuragawa Canal between Sakuragicho and Takashimacho is to connect the Ohkagawa and the Ishizakigawa as it was filled up with mud it became to be of no use. Dead water thrown rubbish by neighbors, and other bad conditions are not allowed to leave as it is in the center of the city from sanitary viewpoint. (See table 4)

(5) The reclamation work was started at the beginning of last year (authorized Feb. 1948), but the sewage work with it was not authorized at the same time until the Government recognized it as a national work in 1948 fiscal year by the advice of 8th Army. Thenceforth the

DECLASSIFIED E.O. 12065 SECTION 3-402/NNDG NO. 775 013

COPY

sewage work was started from Takashimacho side and completed 274 metres out of whole length 2430 metres (attached copy of Army interest concerning recommendation) at the cost of 4,072,000 Yen.

(6) This road construction is now facing on a critical point to be suspended its work having no subsidy from the government, since it would be excluded from the category of national enterprise of the current fiscal year. If so, it would be very serious to leave the work as it is not only from view point of public health but of safety transportation. Dead water of half reclaimed canal should not be allowed to keep in that condition; future road congestion would be expected by increasing foreign trade, and even the complete part of the work would become to naught.

(7) Amount of money needed to complete is as follows:

1949	56,600,000 Yen
1950	74,400,000 "
1951	68,000,000 "
1952	50,000,000 "
Total	249,000,000 Yen

(8) Considering that the importance of this road construction and that the city finance can not cover the construction expense, your storong negotiation with the government about the following matters would be much appreciated.

a. This road construction project should be added to the arrangement of National Road Plan which is in operation now.

b. The government subsidy and flotation of local loan to complete this work should be considered as early as possible.

K. Ishikawa
Mayor
Yokohama City

COPY

DECLASSIFIED E.O. 12065 SECTION 3-402/NNDG NO. 775 013

Cross Se

Scale: 1 to

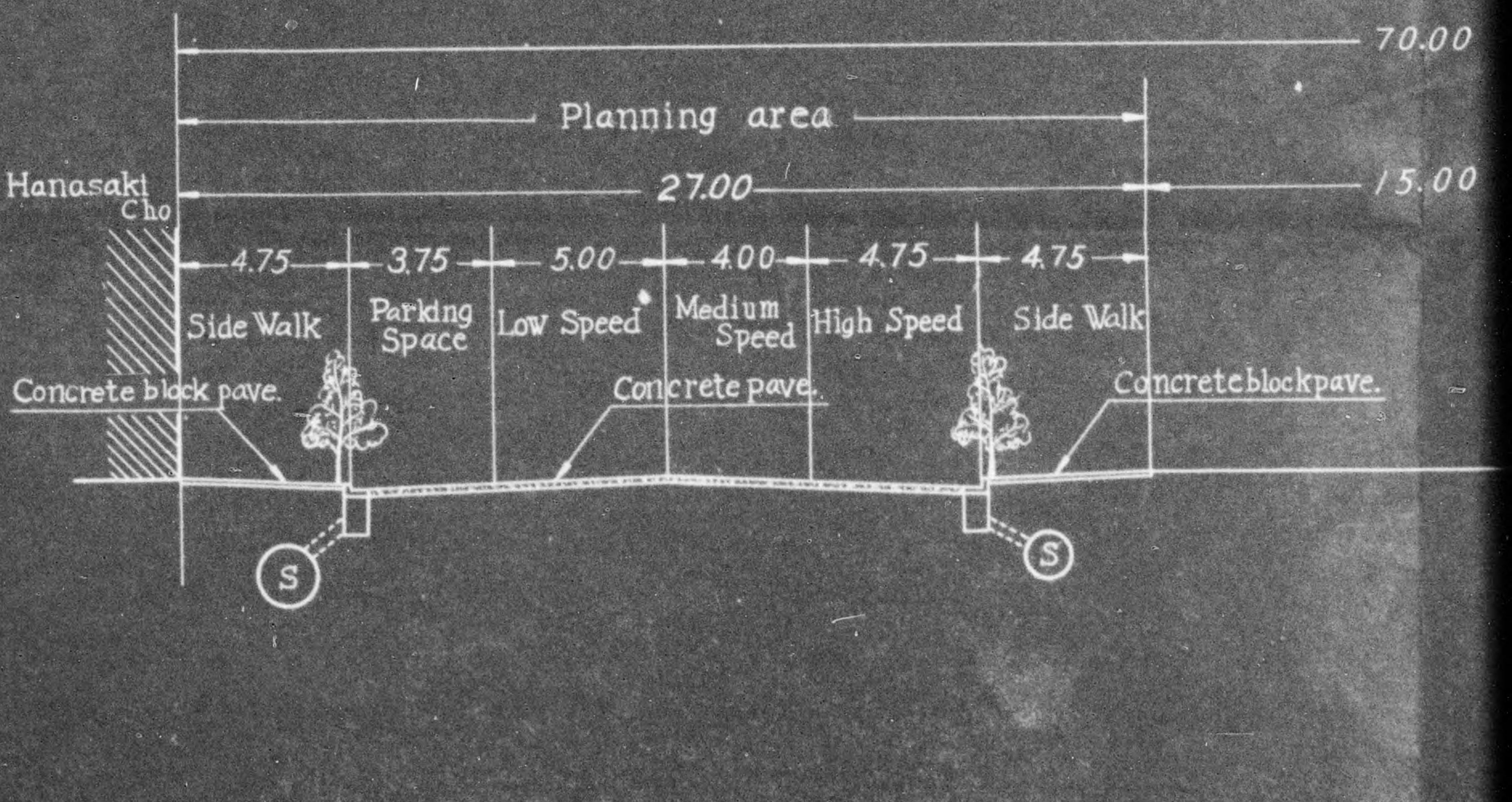

DECLASSIFIED E.O. 12065 SECTION 3-402/NNDG NO. 775 013

Cross Section

Scale: 1 to 200

Unit ;

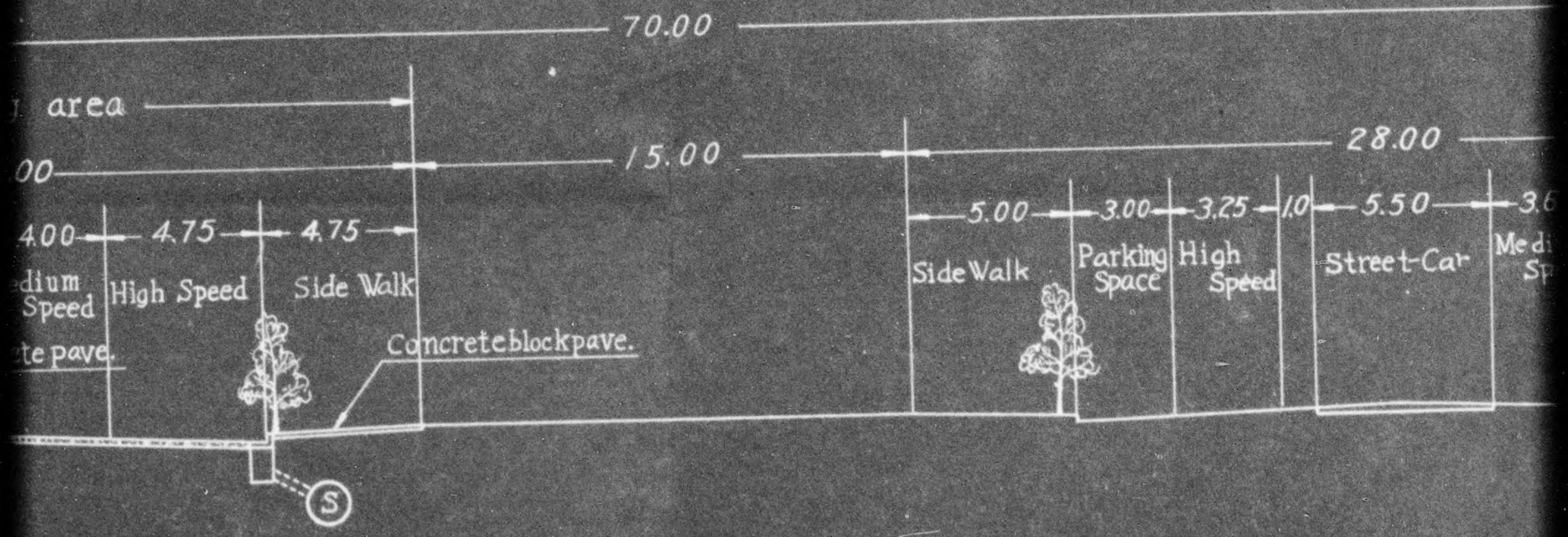

DECLASSIFIED E.O. 12065 SECTION 3-402/NNDG NO. 775 013

Section

1 to 200 Unit ; Meter

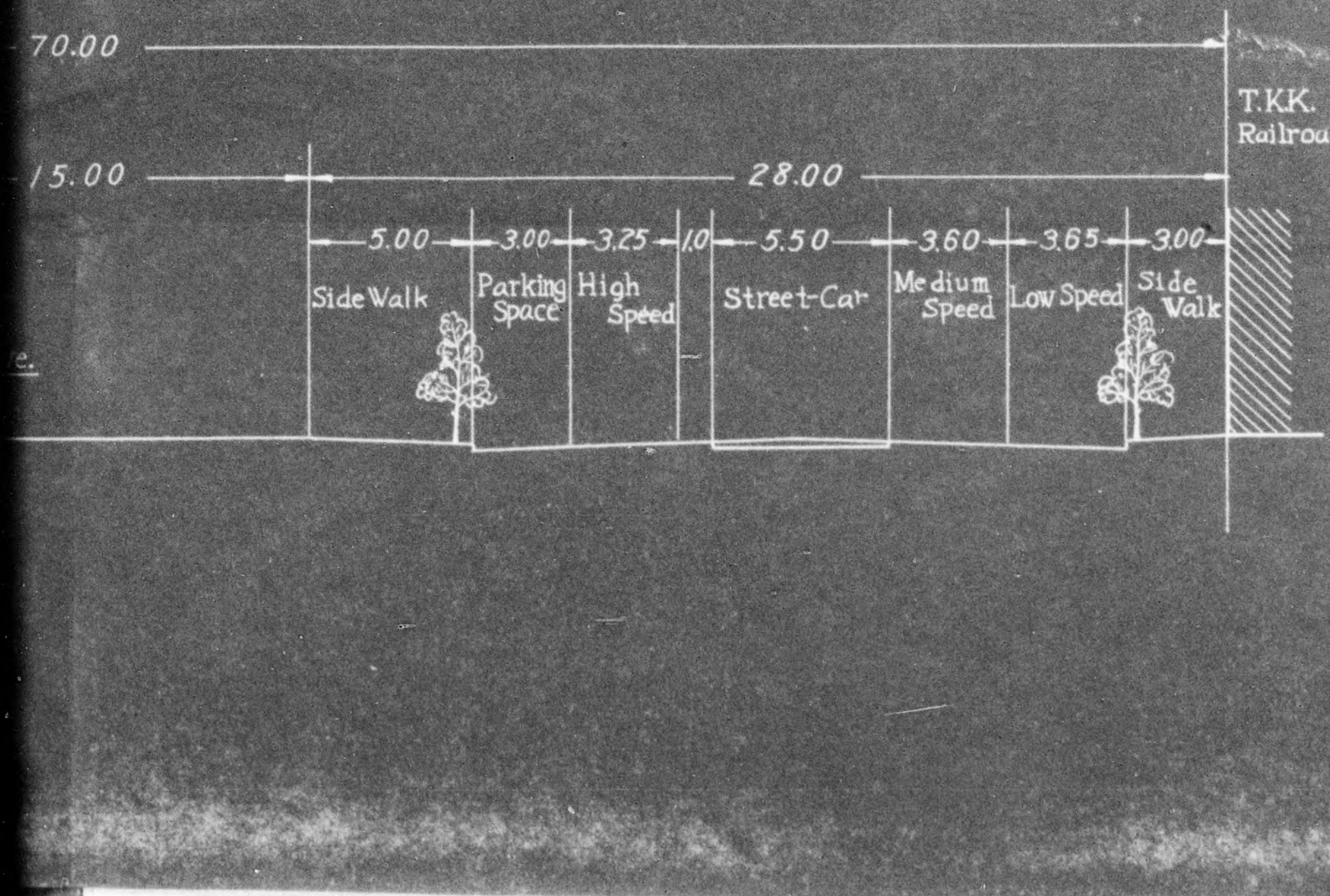

DECLASSIFIED E.O. 12065 SECTION 3-402/NNDG NO. 775 013

1/ Copy

YOKOHAMA MUNICIPAL WATER WORKS

Aug. 49

To Public Health Section
The Kanagawa Military Government

Through : Yokohama Laison and Coordination Office.

Subject : Road Project reclaiming the Sakuragawa Canal.

(1) Needless to say the restoration works of Yokohama must be done as a city of the entrance of Japan and the nearest to the capital as early as possible, especially communication facilities on land and sea must be settled neatly as an international port.

(2) The government had decided August 1946 to authorize the reconstruction plan of Yokohama City considering the importance of these points.

(3) Sakuragicho street in the plan is became the most important industrial highway to connect Yokohama harbar and factory zones of Tokyo, Kawasaki, as well as Yokohama passing increasing traffic day by day. The traffic of motor car increased within one year (10,1947 - 10, 1948) 24 per cent compaired with previous year. In rush hour 820 motor cars or more than 1,300 vehicles including tram cars and others were passed through 20 metre drive way (28 metre width including both side-walks) It seemed to be in saturation already and it is obvious some trouble of communication would come in near future. The development of the trouble is to widen the existing 28 metre road into 70 metre reclaiming Sakuragawa Canal which is not in use at present and to make some greens and yards to park between Sakuragawa reclamation and the existing road buying over some private properties.

(4) Sakuragawa canal between Sakuragicho and Takashimacho is to connect the Ohkagawa and the Ishizakigawa as it was filled up with mud it became to be of no use. Dead water thrown rubbish by neighbours, and other bad conditions are not allowed to leave as it is in the center of the city from sanitary viewpoint. (See table 4)

(5) The reclamation work was started at the begining of last year (authorized Feb. 1948), but the sewage work with it was not authorized at the same time until the Government recognized it as a national work in 1948 fiscal year by the advice of 8th Army. Thenceforth the sewage work was started from Takashimacho side and completed 274 metres out of whole length 2430 metres (attached copy of Army interest concerning recommendation) at the cost of 4,072,000 Yen.

DECLASSIFIED E.O. 12065 SECTION 3-402/NNDG NO. 775 013

(6) This road construction is now facing on a critical point to be supended its work having no subsidy from the government, since it would be excluded from the category of national enterprise of the current fiscal year. If so, it would be very serious to leave the work as it is not only from view point of public health but of safety transportstion. Dead water of half reclaimed canal should not be allowed to keep in that condition; future road congestion would be expected by increasing foreign trade, and even the complete part of the work would become to naught.

(7) Amount of money needed to complete is as follows:

1949	56,600,000 Yen
1950	74,400,000 "
1951	68,000,000 "
1952	50,000,000 "
Total	249,000,000 Yen

(8) Considering that the importance of this road construction and that the city finance can not cover the construction expense, your storong negotiation with the government about the following matters would be much appreciated.

a. This road construction Project should be added to the Arrangement of National Road Plan which is in operation now.

b. The government subsidy and flotation of local loan to complete this work should be considered as early as possible.

K. Ishikawa

K. Ishikawa
Mayor
Yokohama City.

Road 19,000,000
Sewer 55,000,000

DECLASSIFIED E.O. 12065 SECTION 3-402/NNDG NO. 773 013

allen

ORGANIZATIONAL CHART
Public Health Section

12 October 1950

Public Health Officer

Dr. Vitold Jankowski, M.D.

Dr. Teruyasu Ishibata, Advisor
Dr. Keishin Fukuda, Professional
Mr. Hiroyuki Ogura, Advisor
Mr. Ichiro Kariya, Sp Int Trans

Special Projects Division

V.D. Control

Miss Margaret C. Hensel

Miss Kyoko Hatanaka, Sp Int Trans
Mr. Shigeo Okazaki, Sp Int Trans

Health Center Survey

Miss Margaret Ann Hamilton *

Miss Yasuko Inoue, Special Int

Administrative Division

Miss Mary E. Evans, Chief Clerk

Miss Yumiko Nagahisa, Clerk-typist
Mrs. Teki Sambe, Secretary
Mrs. Ai Oshima, Clerk-typist
Miss Tsuneko Yoshihama, Clerk-typist

Sanitary Engineering Division

Mr. Clinton W. Allen, Sanitary Engineer

Mr. Kan Noda, Advisor
Mr. Isuke Nukazawa, Professional

Veterinarian Division

Dr. Charles E. Pegg, Vet

Dr. Kenshi Kijima, Advisor
Dr. George T. Awoki, Advisor

P.H. Nursing Division

Miss Catherine A. Morgan, Chief, PHN
Mrs. Ko Nitta, Sp Int Trans

Miss Pauline M. Harris, PHN
Miss Atsuko Maki, Sp Int Trans

Miss Gail T. Williams, PHN
Miss Sue Nishida, Advisor

* Miss Hamilton is temporarily handling Miss Hensel's V.D. Program.

DECLASSIFIED E.O. 12065 SECTION 3-402/NNDG NO. 775 013

高島町櫻木町線街路計畫平

縮尺千二百

TAKASHIMA

DECLASSIFIED E.O. 12065 SECTION 3-402/NNDG NO. 775 013

KASHIMACHO SAKURAGICHO LINE S

Scale

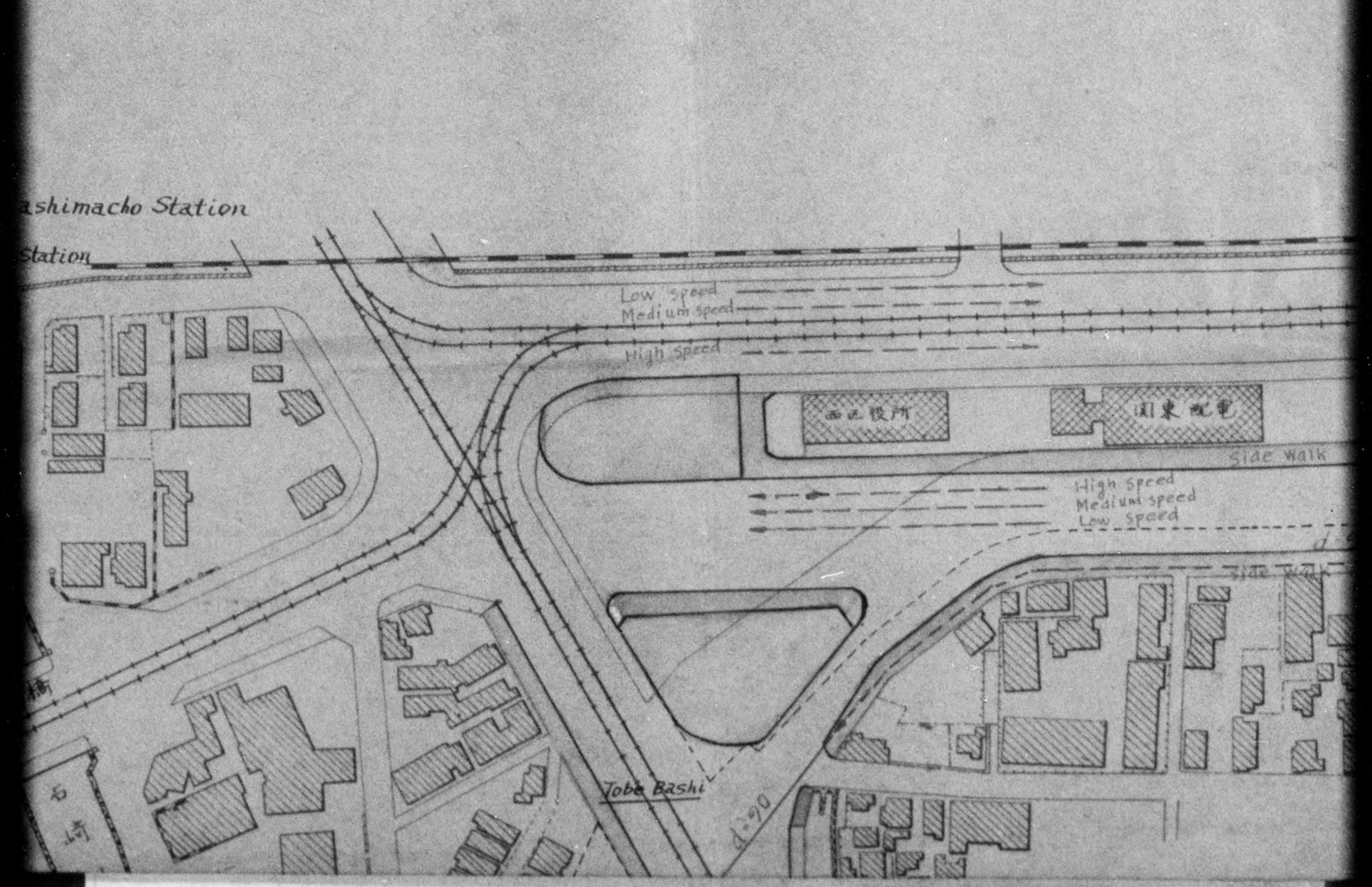

DECLASSIFIED E.O. 12065 SECTION 3-402/NNDG NO. 775 013

HO LINE STREET PLANNING

Scale 1 TO 1200

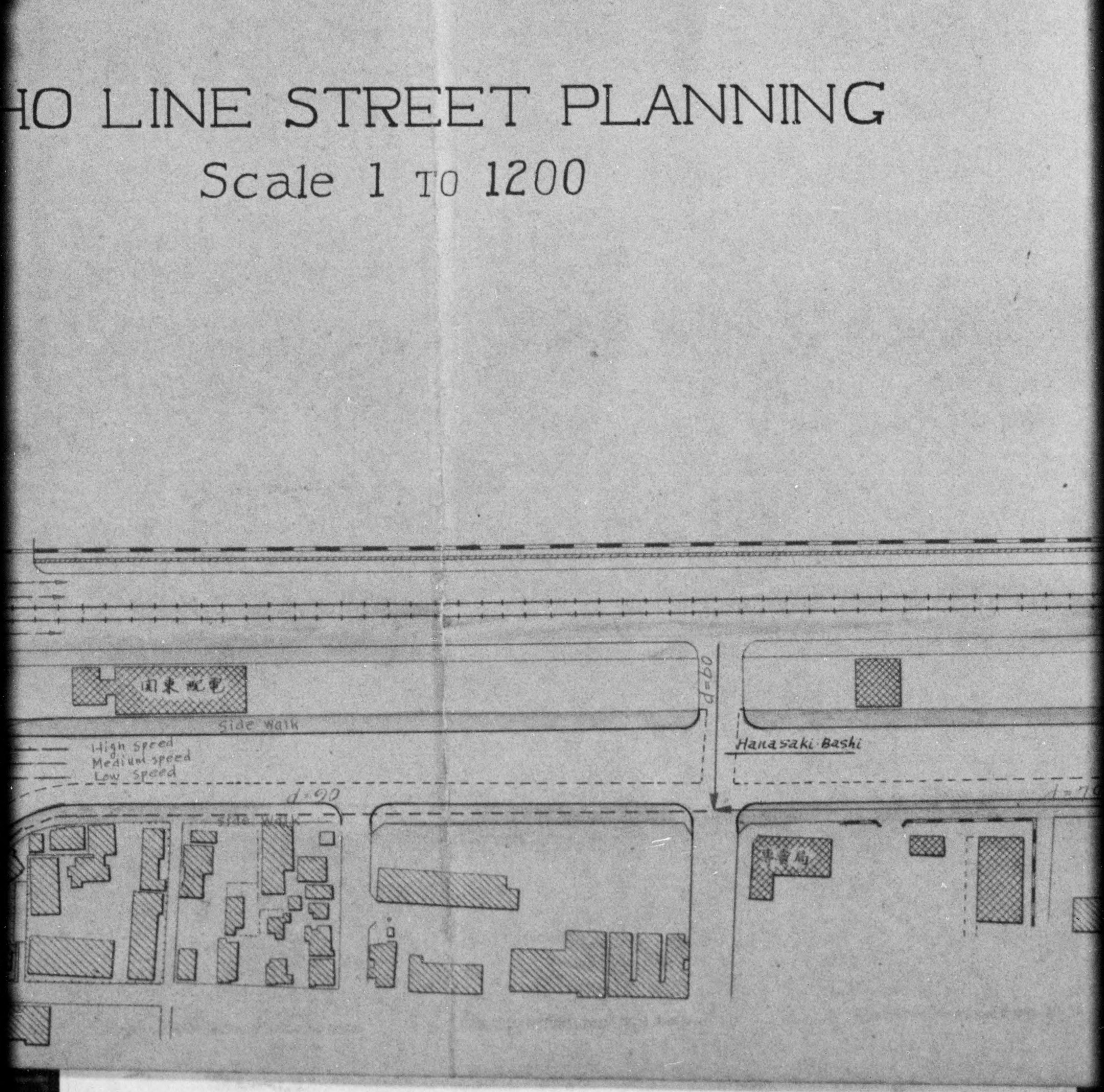

DECLASSIFIED E.O. 12065 SECTION 3-402/NNDG NO. 775 013

ANNING

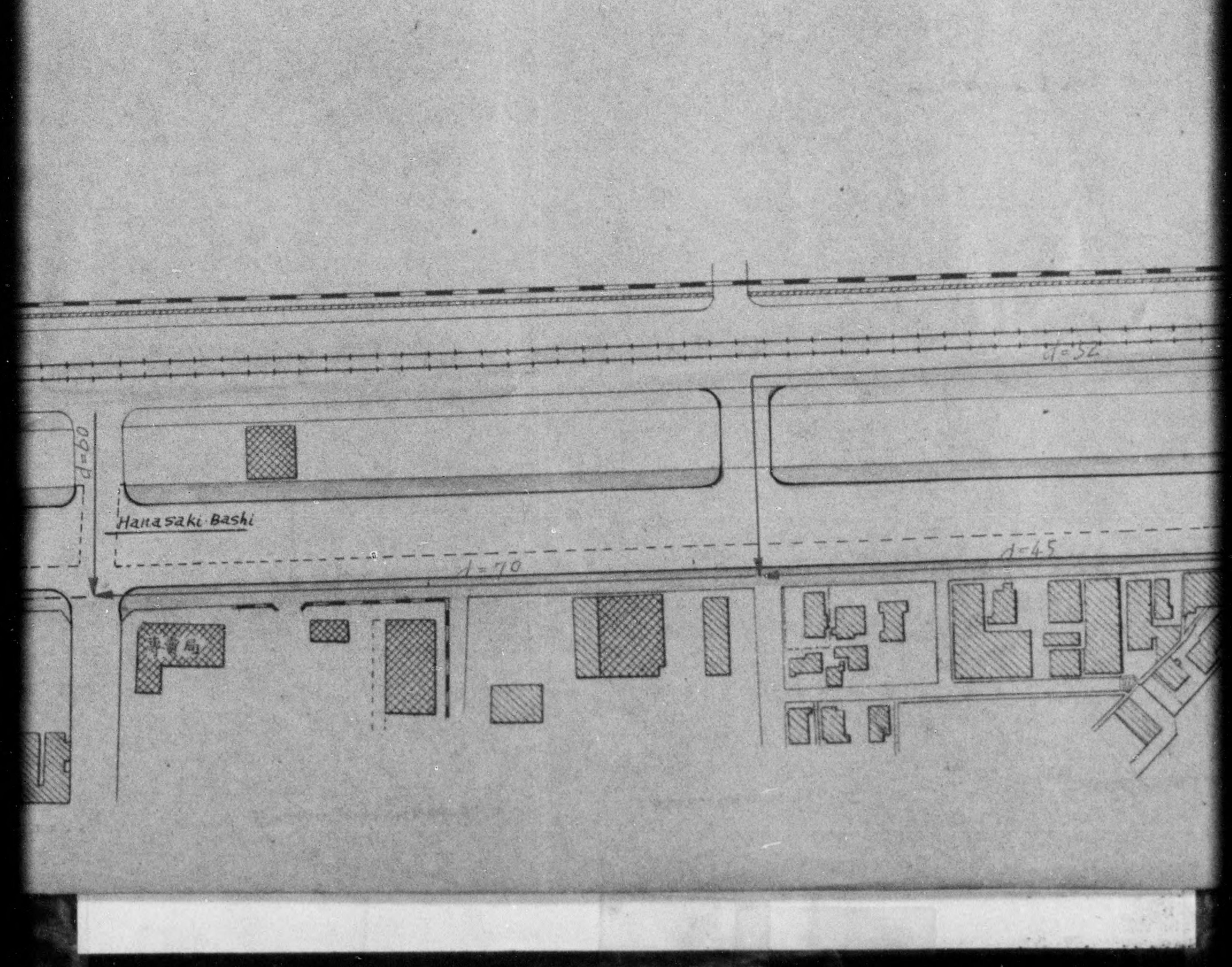

DECLASSIFIED E.O. 12065 SECTION 3-402/NNDG NO. 775 013

DECLASSIFIED E.O. 12065 SECTION 3-402/NNDG NO. 775 013

DECLASSIFIED E.O. 12065 SECTION 3-402/NNDG NO. 775 013

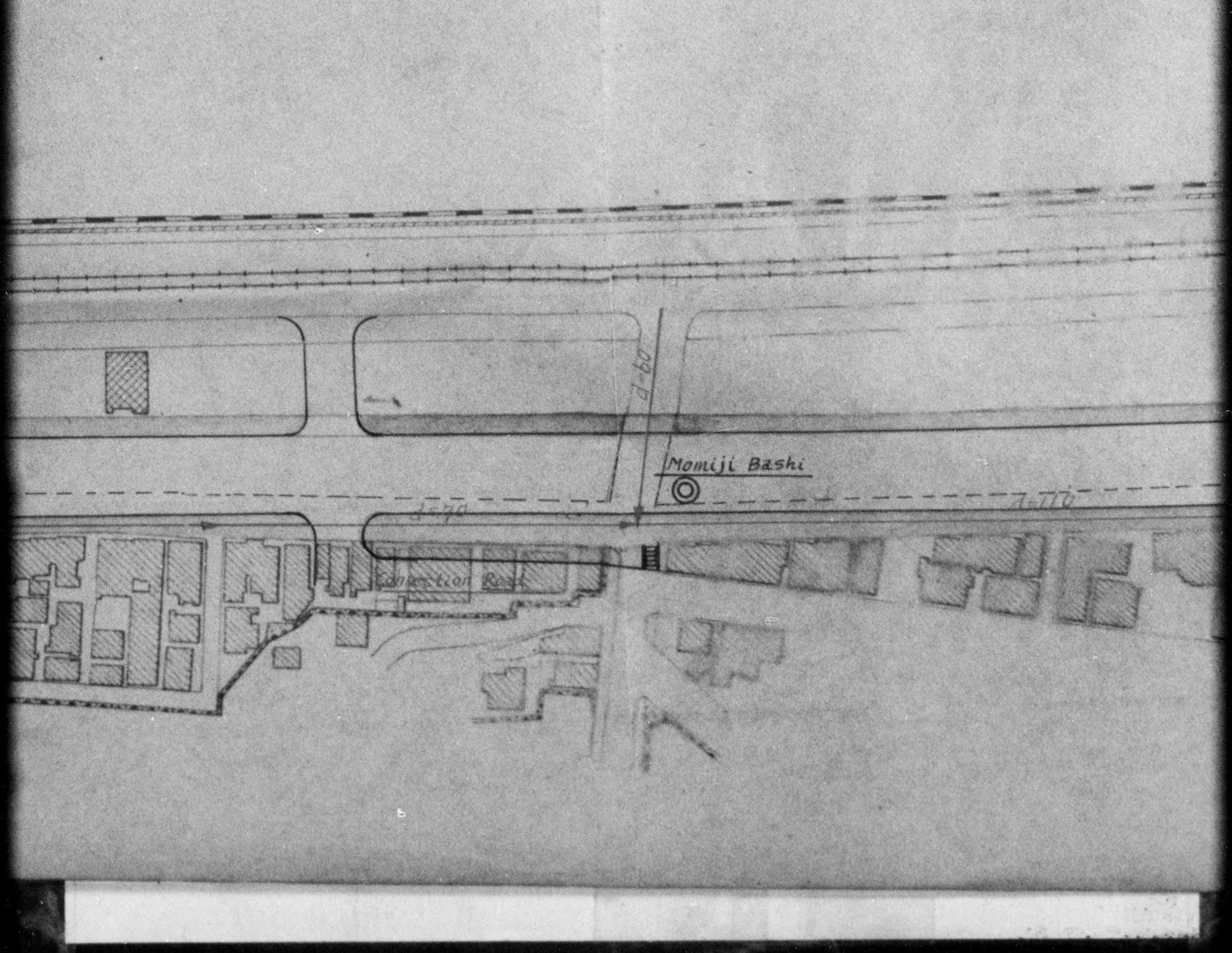

DECLASSIFIED E.O. 12065 SECTION 3-402/NNDG NO. 775 013



DECLASSIFIED E.O. 12065 SECTION 3-402/NNDG NO. 775 013



DECLASSIFIED E.O. 12065 SECTION 3-402/NNDG NO. 775 013

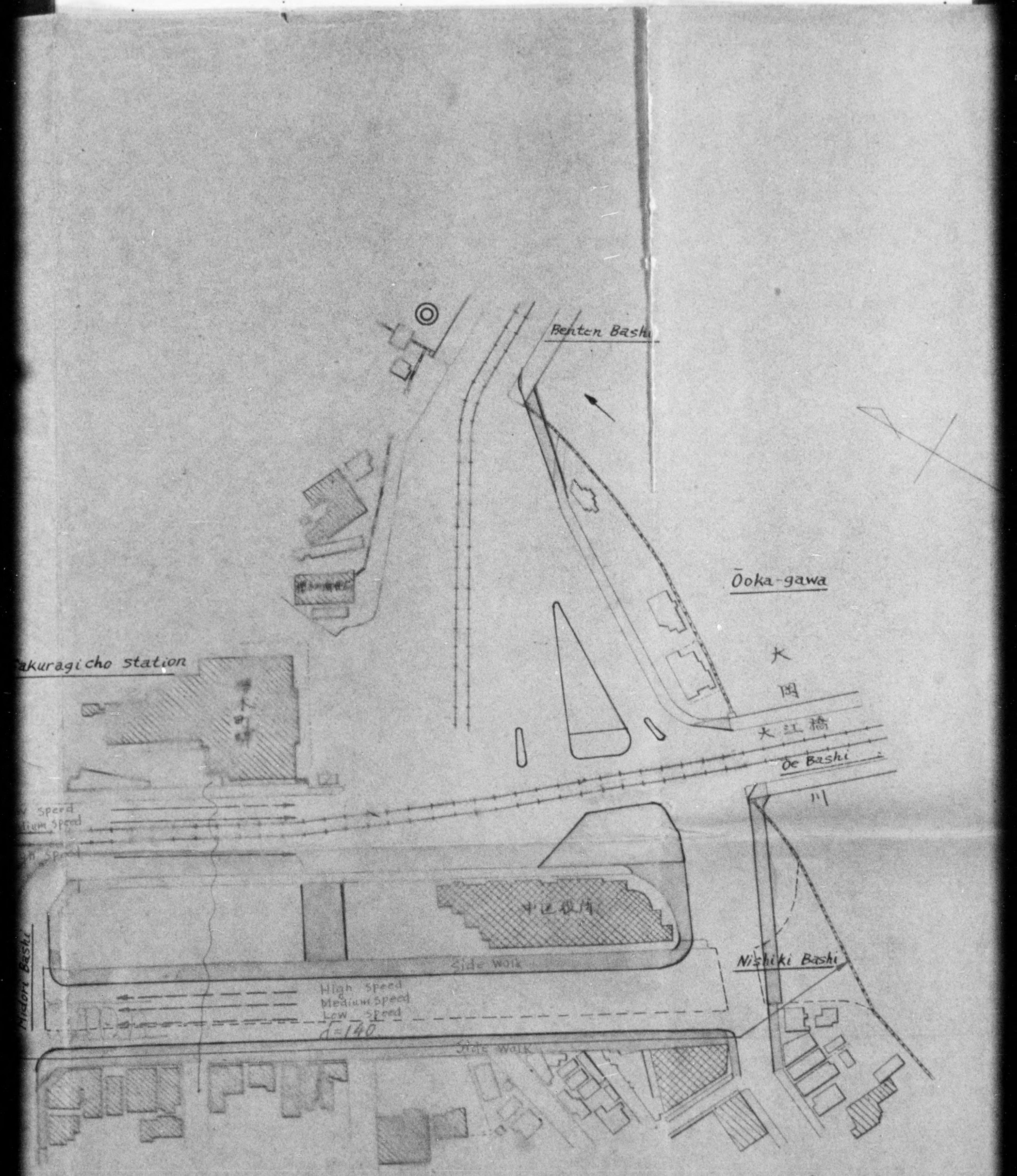

DECLASSIFIED E.O. 12065 SECTION 3-402/NNDG NO. 775 013

街路計畫平面圖

縮尺千二百分ノ一

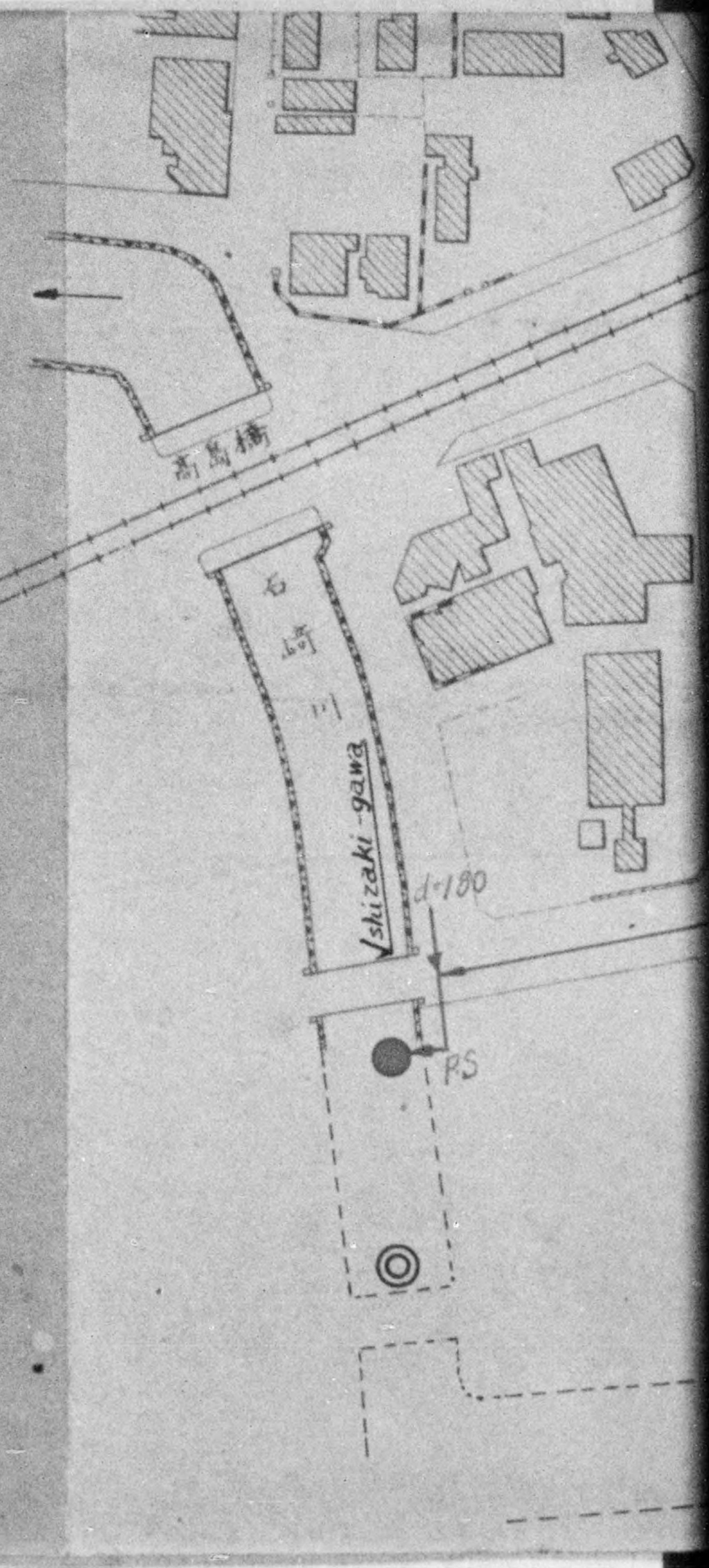

DECLASSIFIED E.O. 12065 SECTION 3-402/NNDG NO. 775 013

DECLASSIFIED E.O. 12065 SECTION 3-402/NNDG NO. 775 013

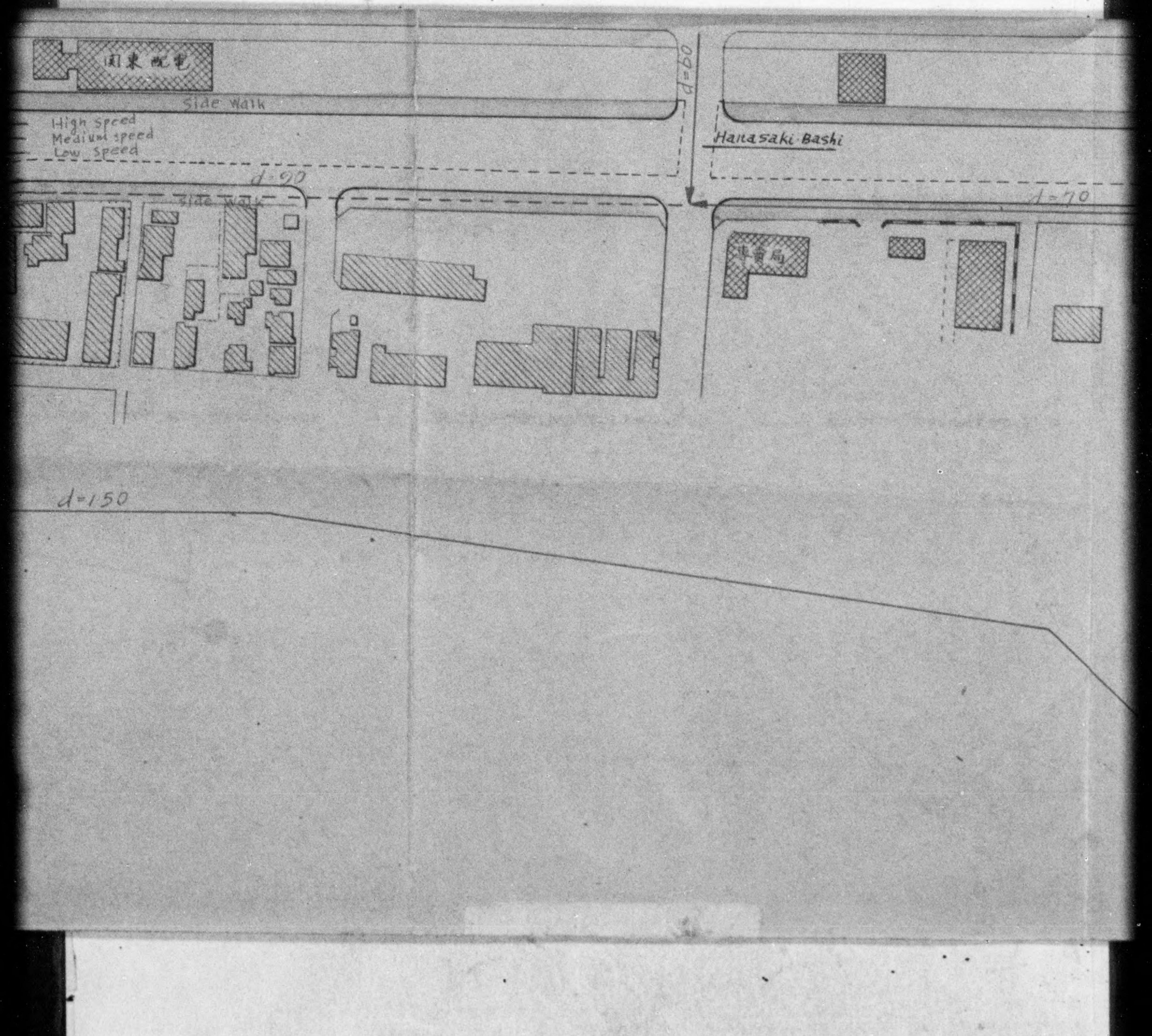

DECLASSIFIED E.O. 12065 SECTION 3-402/NNDG NO. 775 013



DECLASSIFIED E.O. 12065 SECTION 3-402/NNDG NO. 775 013

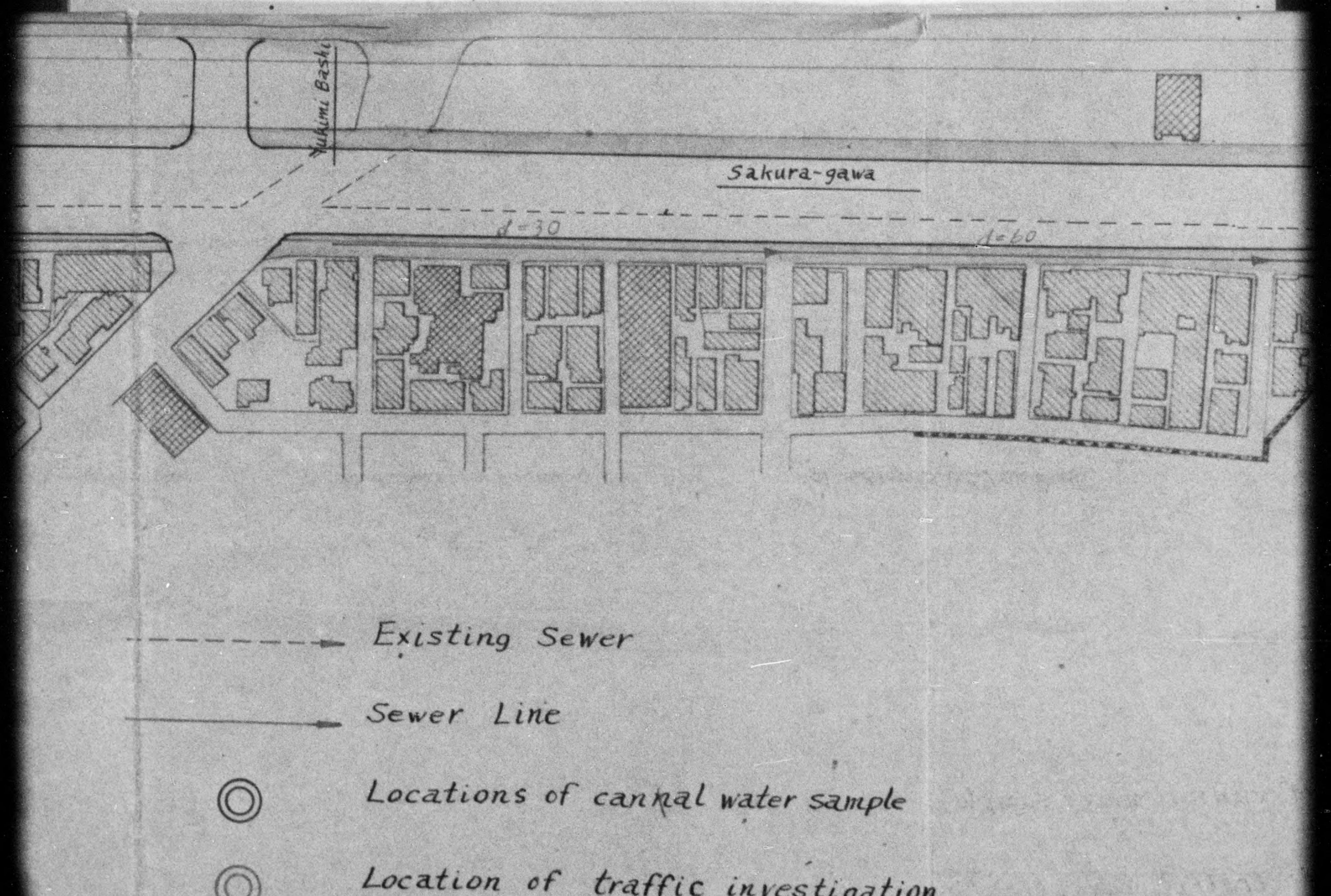

Existing Sewer

Sewer Line

Locations of canal water sample

Location of traffic investigation

DECLASSIFIED E.O. 12065 SECTION 3-402/NNDG NO. 775 013

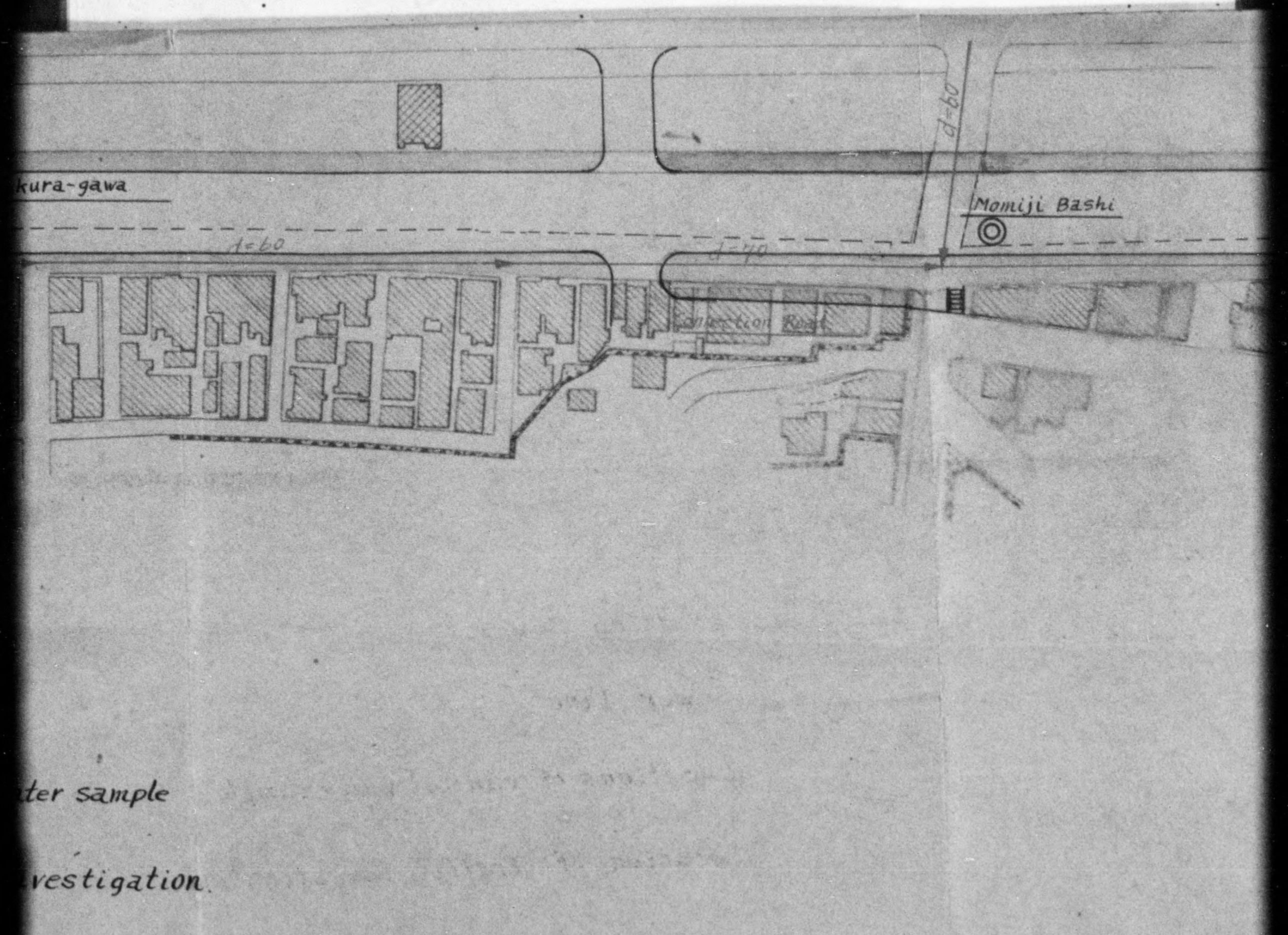

ter sample

vestigation.

DECLASSIFIED E.O. 12065 SECTION 3-402/NNDG NO. 775 013

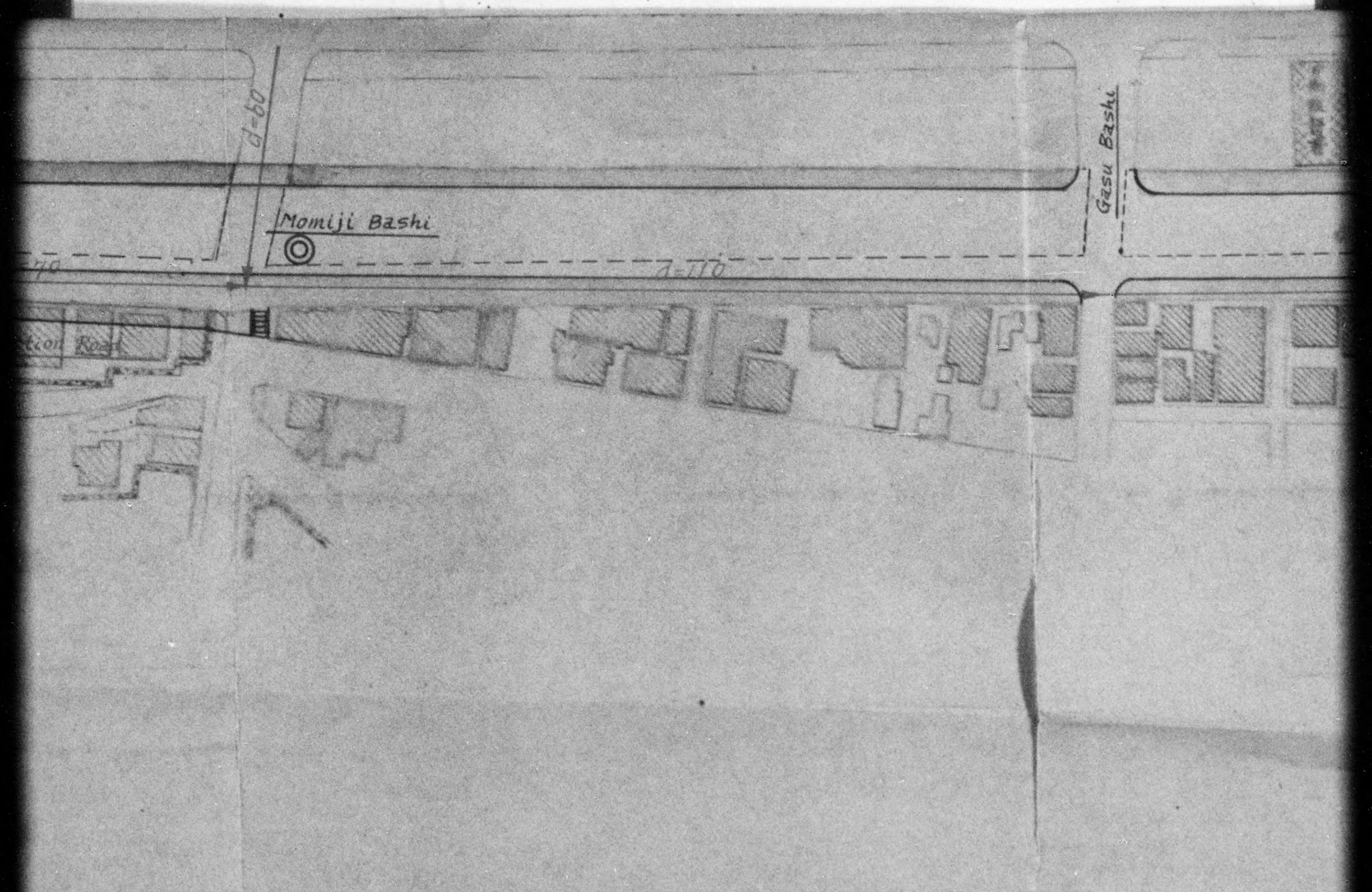

DECLASSIFIED E.O. 12065 SECTION 3-402/NNDG NO. 775 013



DECLASSIFIED E.O. 12065 SECTION 3-402/NNDG NO. 775 013

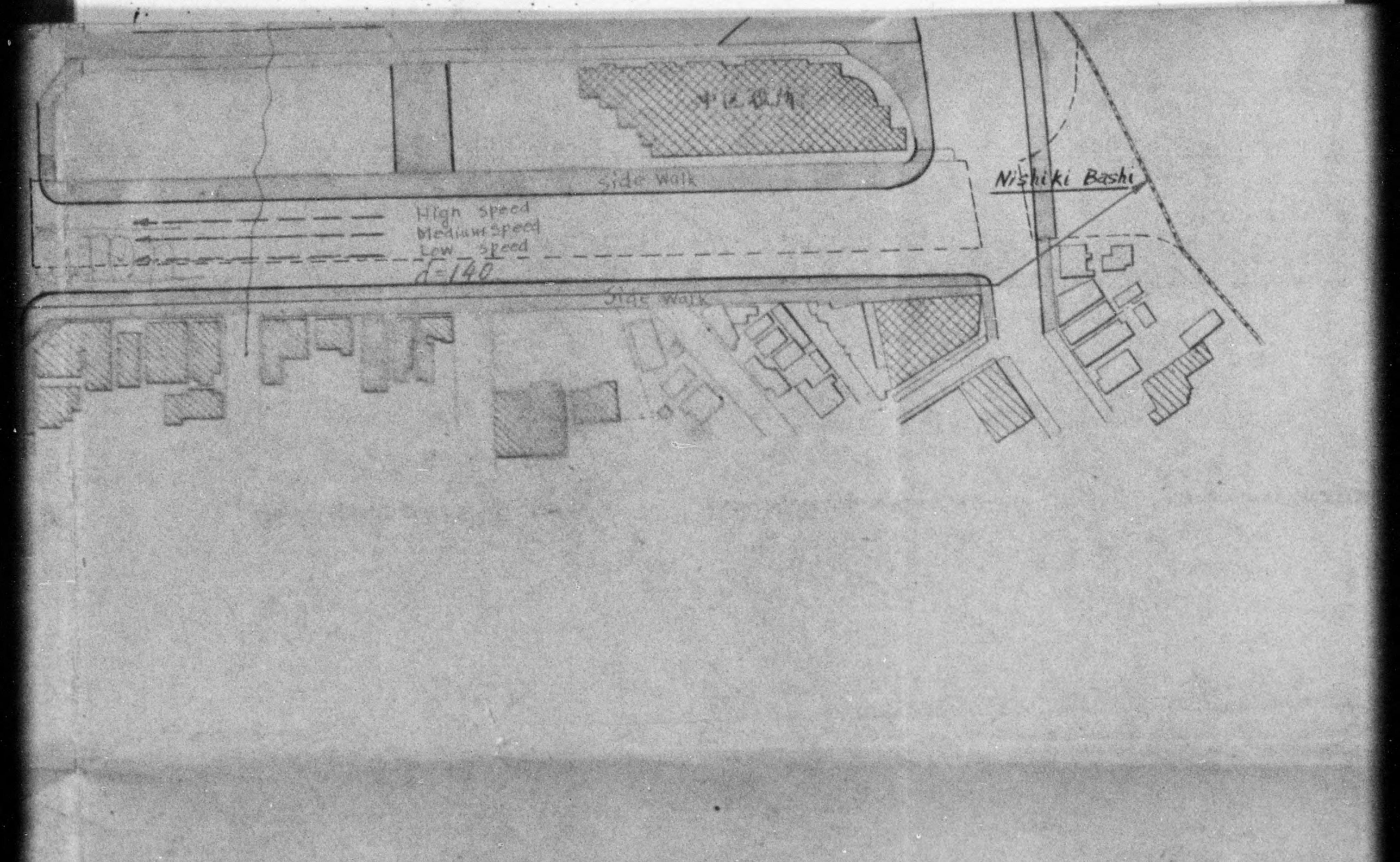

DECLASSIFIED E.O. 12065 SECTION 3-402/NNDG NO. 775 013

県庁だより

◇編集人 櫻井芳雄 ◇發行所 神奈川縣知事公室廣報文書課 (橫濱市中區日本大通り1

特需の一部が県庁の一部が移転しました



教育委員會 横濱ビル
勞働部 (中區海岸通三の九)
失業保險徵收課
涉外事務局
涉外勞務課
總務部
統計調査課 (元鈴江組建物縣廳正門前)

今百のはえやのみ

はえ—生き殘ゴミは

便所に

のみ—床下の

ること。

タゝミ

くこと。

労働者として生
ではな
にわた
ること
特に年
れねば

DECLASSIFIED E.O. 12065 SECTION 3-402/NNDG NO. 775 013

…庁だより

第27号
26.2.21

…室廣報文書課 (横濱市中區日本大通り1ノ1) ◇印刷所 村松印刷株式會社 (横須賀市大瀧町2ノ15)

県庁の一部が

特需の仕事が忙しくても

労働基準法は守りまし…



特需の仕…
ので、事…
基準法を…
る人がた…
「労働基…
産増強の…
う言分は…
特需關係…
産業と同…
労働基準…
ません。
労働基準…
して生産…
ではなく…
にわたっ…
ることは…
特に年少…
ればなら…

DECLASSIFIED E.O. 12065 SECTION 3-402/NNDG NO. 775 013

労働基準を守ることに決して生産の能率を落すものではなく、反對に長い期間にわたつて生産力を増強することになるのです。特に年少者や婦人は保護されねばなりません。

今の一匹 夏の万匹 はえやのみをとろう

はえ―生き残りのはえをとること。

ゴミは焼くか埋めること。

便所には消毒薬をまくこと。

のみ―床下の土を集めて深く埋めること。

タゝミをあげてDDTをまくこと。

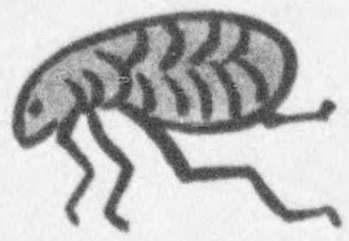

甘味(かんみ)料にご注意

甘味料や着色劑、ふくらし粉などの危いニセモノが町に出ています。製品檢査の合格證のあるものを使えば安全ですが、値段の特に安い場合には注意してください。あやしいときは保健所で檢査してください。

地方労働委員の改任

神奈川縣地方労働委員會の委員は**五月二十一日**に滿期になり改任されます。新しい委員の推せんは**四月十五日**までに

労働者委員―縣内に組織をもつ労働組合から

使用者委員―縣内に組織をもち労働問題と關係深い使用者の團体からです。

Be ware of artificial sweets !

Dangerous forged sweets, color and baking powder are spread in the street !
Safe to buy the products on which the certificates for examination are plac
however, be careful especially in case of purchasing cheap marchandise.
You can send doubtful marchandise to Health Centre !

ハツシ チフス きものやからだを

DECLASSIFIED E.O. 12065 SECTION 3-402/NNDG NO. 775 013

りましょう！

特需の仕事が忙しくなつたので、事業主の中には労働基準法をおろそかにしている人があるようですが、「労働基準法を守るより、生産増強の方が大切だ。」という言分は間違つています。特需關係の仕事でも一般の産業と同じように、正しい労働基準は守られねばなりません。

労働基準を守ることは、決して生産の能率を落すものではなく、反對に長い期間に生産力を増強することになるのです。特に年少者や婦人は保護されねばなりません。

節電

特に……

夕方五時から八時

◇ いらない電氣を消そう。

◇ アイロンや電熱器は使わない。

◇ 事務所やお店でもできるだけご協力を。

農家の皆さん！

簿記をつけ始められましたか

農繁期になるとやりにくくなりますから、今のうちに始めましょう。おそくとも三月の月はじめから始めるのがよいでしょう。くわしいことは改良普及員にきいて、すぐ準備しましょう。

人(かんみ)甘味料にご注意

甘味料や着色剤、ふくらし粉などの違ヒモノが町に出ています。

ing powder are spread in the street !
certificates for examination are placed,
of purchasing cheap marchandise.
ealth Centre !

切です DDT

からだをきれいにしましょう

DECLASSIFIED E.O. 12065 SECTION 3-402/NNDG NO. 775 013

Kawasaki Factory

741150

22 march 51

Report

From : I. Nukazawa
To : Mr. C. W. Allen
Subject : The floatation of loan for the 6th extension works of Kawasaki W. W. for works in 1951 F.Y.

Actual results in 1950 F.Y.

a)	Original expected budget	1,050,000,000 yen
b)	Request of floatation of loan	1,050,000,000 "
c)	Approval "	500,000,000 "
d)	Government subsidy	0 "
e)	Transfer of general accounts	0 "
f)	Actual proper budget	500,000,000 "
g)	Budget transfered from the last fiscal year	1,630,200 "
h)	Total actual budget (f + g)	501,630,200 "
i)	Work progression in cost	629,806,000 "
j)	Amounts to be paid by the budget of the next fiscal year	48,167,200 "
k)	Work progression percentage in quantities (Cf. the following sheet)	16.5 %

DECLASSIFIED E.O. 12065 SECTION 3-402/NNDG NO. 775 013

Calculation sheet of work progression percentage

Year (fiscal)	Actual proper budget	Expenditure	Index-number of Price level	Converting Rate	Work progression in cost converted into the price level in 1948
1940	50,000	2,400	1	150	360,000
1941	100,000	41,100	1.5	100	41,100,000
1942	2,000,000	465,400	1.5	100	465,400,000
1943	7,000,000	4,266,200	2	75	319,965,000
1944	3,950,000	5,180,400	2	75	384,780,000
1945	3,000,000	3,816,300	10	15	57,244,500
1946	1,000,000	1,833,000	50	3	4,559,000
1947	6,000,000	2,522,100	100	1.5	3,783,100
1948	80,000,000	83,186,400	150	1	83,186,400
1949	302,000,000	302,456,500	150	1	302,456,500
1950	580,000,000	629,806,000	160	0.93	585,719,500
Total	985,100,000	1,033,267,800			2,248,636,000
1951	989,000,000	540,832,200	150		540,832,200
1952	355,900,000	355,900,000	150		355,900,000
Total Sum	2,330,000,000	2,330,000,000			3,545,368,200

Work progression percentage up to 1945 F.Y. $\frac{1662,916,500}{3545,368,200} = 47\%$

Work progression percentage up to 1950 F.Y. $\frac{2248,611,000}{3545,368,200} = 63.47\%$

" up to 1951 F.Y. $63.5 - 47 = 16.5\%$

DECLASSIFIED E.O. 12065 SECTION 3-402/NNDG NO. 775 013

Expectation in 1951 F.Y.

a)	Expected budget	989,000,000 yen
b)	Request of floatation of loan	989,000,000 "
c)	Approval " "	not yet
d)	Expectation of approval of " "	unknown
e)	Government subsidy	0
f)	Transfer of general accounts	0
g)	" " the preceeding fiscal year's budget	−46,167,000 yen
h)	Expected work amounts	900,832,200 "

7 Costs exceeding estimates.

DECLASSIFIED E.O. 12065 SECTION 3-402/NNDG NO. 775 013

Work progression (Kawasaki)

	up to 1949 F.Y.	in 1950 F.Y.	in & after 1951 F.Y.
Water conveyance tunnels	70.0 %	20.0 %	10.0 %
Purification plant	7.0	23.0	70.0
Supply main	0	2.0	98.0
Distribution main	4.0	0	96.0
Conveyance conduits	0	32.0	68.0
Buildings & others	27.0	3.0	70.0
Total	47.0	16.5	36.5

DECLASSIFIED E.O. 12065 SECTION 3-402/NNDG NO. 775 013

Details of the expected budget in 1951 F.Y
(589,000,000 yen)

Items	Expected budget		Details	
	Amounts	% of work, quantity	Amounts	% of work, quantity
1) Water conveyance (tunnels	127,951,000	10.0		
a) Co-operative works			60,000,000	75.0
b) Main convey. tunnel			67,951,000	5.0
2) Purification plant	413,111,000	70.0		
a) Arrival well			1,425,000	50.0
b) Coagulation basin			6,001,000	
c) Settling reservoir			124,744,000	
d) Rapid filter beds			131,425,000	100.
e) Pump well			2,045,000	100
f) Clean water R.			40,620,000	100
g) Water tank for sand washing			5,636,000	100
h) Conduits & pipes			50,109,000	100
i) Miscel. for ground			43,106,000	100
3) Supply main	197,706,000	40.0		
Supply main			197,706,000	40.0
4) Distribution main	76,367,000	24.0		
Tsurumi Service R.			76,367,000	47.0
5) Conveyance conduits	62,119,000	60.0		
Conveyance conduits			62,119,000	60.0

DECLASSIFIED E.O. 12065 SECTION 3-402/NNDG NO. 775 013

Items	Expected budget		Details	
	Amounts	% of work quantity	Amounts	% of work quantity
	yen			yen
6) Over flow spillway	33,464,000	100		
a) Reservoir			10,331,000	100
b) Intake tower			2,923,000	100
c) Tunnel			20,210,000	100
7) Buildings & others	29,282,000	27.0		
Sum of Construction costs	540,000,000	23.8		
8) Business expense	30,000,000			
9) Reserve funds	11,000,000			
Total	985,000,000			

DECLASSIFIED E.O. 12065 SECTION 3-402/NNDG NO. 775 013

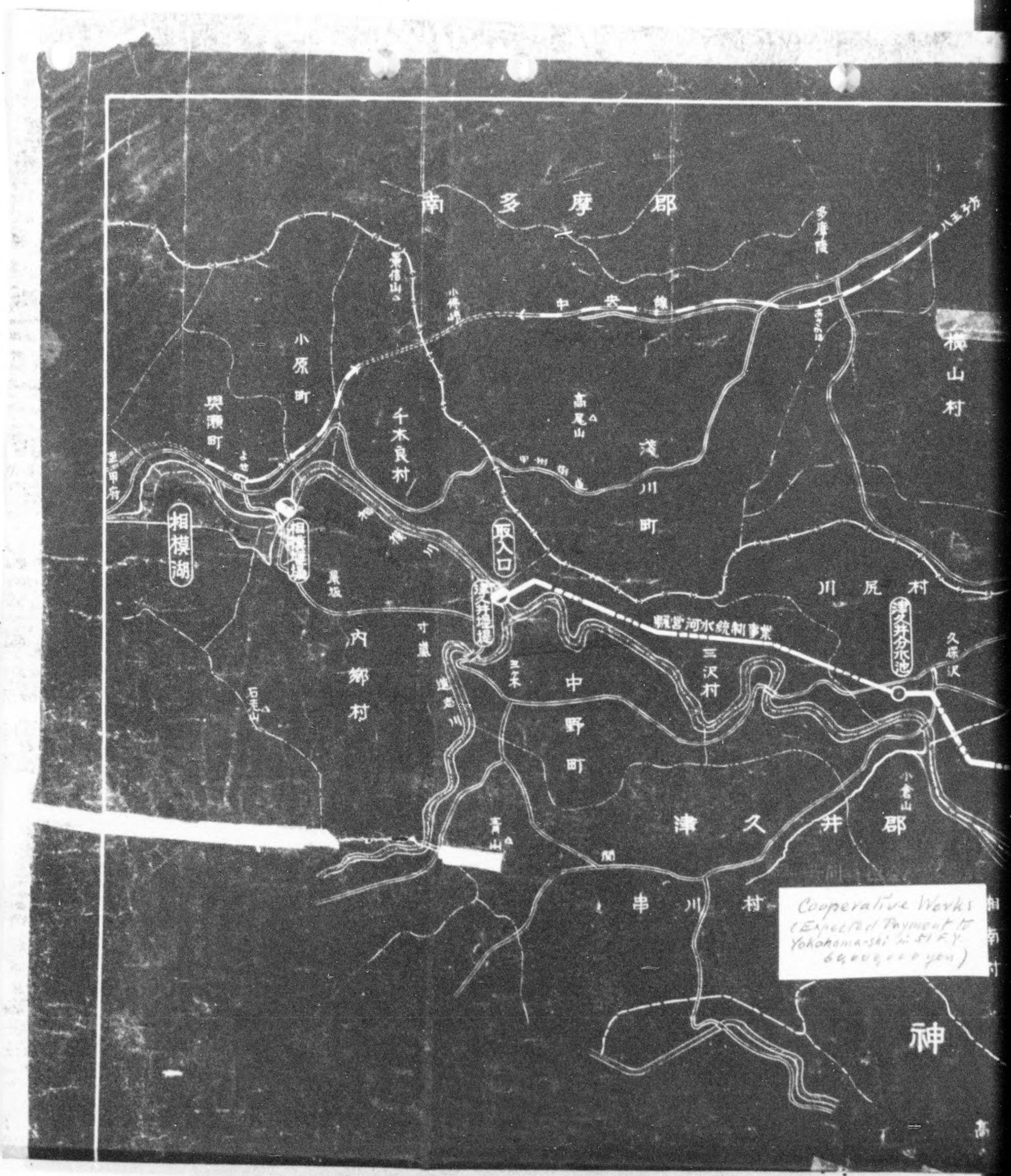

DECLASSIFIED E.O. 12065 SECTION 3-402/NNDG NO. 775 013



Cooperative Works
(Expected Payment to
Yokohama-shi in 51 F.Y.
64,000,000 yen)

DECLASSIFIED E.O. 12065 SECTION 3-402/NNDG NO. 775 013



DECLASSIFIED E.O. 12065 SECTION 3-402/NNDG NO. 775 013

DECLASSIFIED E.O. 12065 SECTION 3-402/NNDG NO. 775 013



DECLASSIFIED E.O. 12065 SECTION 3-402/NNDG NO. 775 013

川崎市水道第四期擴張計畫要覽圖



DECLASSIFIED E.O. 12065 SECTION 3-402/NNDG NO. 775 013

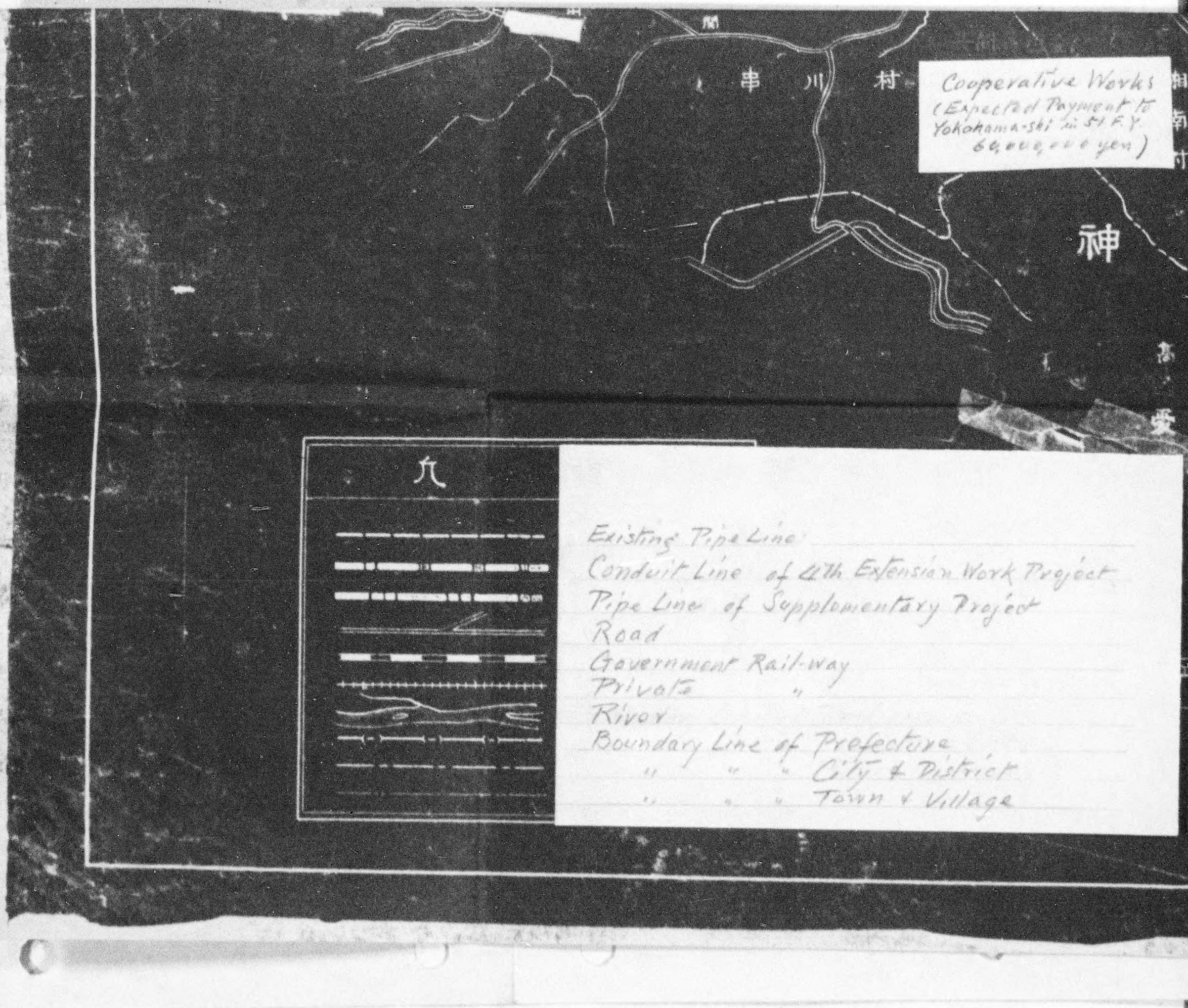

DECLASSIFIED E.O. 12065 SECTION 3-402/NNDG NO. 775 013

DECLASSIFIED E.O. 12065 SECTION 3-402/NNDG NO. 775 013



DECLASSIFIED E.O. 12065 SECTION 3-402/NNDG NO. 775 013



DECLASSIFIED E.O. 12065 SECTION 3-402/NNDG NO. 775 013

DECLASSIFIED E.O. 12065 SECTION 3-402/NNDG NO. 775 013



DECLASSIFIED E.O. 12065 SECTION 3-402/NNDG NO. 775 013

The Yokohama Water

21 March 61

Report

From: I Nukayama,
To: Mr. C. W. Allan
Subject: The floatation of loan for the 4th extension works of Yokohama W. W. for works in 1957 F.Y.

Actual results in 1950 F.Y.

a)	Original expected budget	714,000,000 yen
b)	Request of floatation of loan	310,000,000 "
c)	Approval " "	400,000,000 "
d)	Government subsidy	0
e)	Transfer of general accounts	0
f)	Receipt from Kawasaki-shi	20,000,000 "
g)	Transfer of the last year's budget	16,000,000 "
h)	Actual budget (c+f+g)	436,000,000 "

i) Work progressions in 1950 F.Y.

	Work progression in cost (yen)	Work progression % in quantities	
From work starting to 1949 F.Y.	566,500,000	69.5	(Cf. following sheet)
" to 1950 F.Y.	1,033,000,000	23.3	(")
in 1950 F.Y.	466,500,000	13.8	(")

DECLASSIFIED E.O. 12065 SECTION 3-402/NNDG NO. 775 013

Calculation sheet of work progression percentage

Year (fiscal)	Actual (proper) budget	Work progression in Cost	Index-number of price level	Converting Rate	Work progression in cost converted into the price-level in 1948
	yen	yen			yen
1939	388,000	388,000	1	150	58,200,000
1940	1,450,000	1,450,000	1	150	217,500,000
1941	2,000,000	2,000,000	1.5	100	200,000,000
1942	2,300,000	2,300,000	1.5	100	230,000,000
1943	4,600,000	4,600,000	2	75	345,000,000
1944	6,840,000	6,840,000	2	75	513,000,000
1945	0	0			
1946	34,712,000	34,712,000	50	3.0	104,136,000
1947	60,000,000	60,000,000	100	1.5	90,000,000
1948	140,210,000	140,210,000	150	1.0	140,210,000
1949	330,000,000	314,000,000	150	1.0	314,000,000
1950	420,000,000	466,500,000	160	0.93	434,965,000
Total	1,002,500,000	1,033,000,000 (expected)			2,647,011,000
(1951/1952)	547,500,000	787,000,000	200 (expected)	0.696	547,500,000
Total sum	1,550,000,000	1,804,000,000			3,178,511,000

Work progression percentage up to 1949 F.Y. $\frac{2,212,046,000}{3,178,511,000} = 69.5\%$

" " 1950 F.Y. $\frac{2,647,011,000}{3,178,511,000} = 83.3\%$

" in 1950 F.Y. $83.3 - 69.5 = 13.8\%$

DECLASSIFIED E.O. 12065 SECTION 3-402/NNDG NO. 775 013

Works carried out in 1950 F.Y.

	Percentage of work progression	Percentage of residual works
Sedimentation plant		
Arrival well	10 %	completed
Earth dam	20	30 %
Intake towers	10	90
Pipe laying	50	20
Conduit works		
Canal	60	40
Junction wells	10	90
Pipe removal	70	10
Purification plant		
Rapid filter beds	0	50 (8 beds)
Mixing & settling basin	0	50
Pipe laying	30	completed
Miscel. works concerned land	0	100
Distribution works		
Tozuka Service R	0	100
" Distrib. Main	20	80
Tsurumi " "	5	65
Isogo " "	65	15

DECLASSIFIED E.O. 12065 SECTION 3-402/NNDG NO. 775 013

Expectation in 1951 F.Y.

a) Expected budget 552,000,000 yen
b) Request of floatation of loan 552,000,000 "
c) Approval " " not yet
d) Expectation of approval of " " unknown
e) Government subsidy 0
f) Receipt from Kawasaki-shi 0
g) Transfer of general accounts 0
h) " " the preceding fiscal years budget -30,500,000 yen
i) Expected work amounts 521,500,000 "

→ ahead of Construction schedule (?) and price hike modify)

DECLASSIFIED E.O. 12065 SECTION 3-402/NNDG NO. 775 013

Expected work contents in 1951 F.Y.

		1951 F.Y.	1952 F.Y.
		1%	2%
Sedimentation plant			
Sedimentation reservoir		30%	to be completed
(Construction of an earth dam & embankments)			
Intake towers		90%	"
Pipe laying		20%	"
Coagulant basin		100%	"
Miscel. works concerned the land		100%	"
Conduit works			
Canal		40%	"
Junction wells		90%	"
Pipe removal		10%	"
Purification plant			
Rapid filter beds,	2 beds	12.5%	residual 6 beds
Mixing & settling basin		20%	" 30%
Miscel. works concerned the land		0	" 100%
Distribution works			
Togoka Service R		100%	to be completed
Togoka Distribution Main		20%	residual 60%
Tsurumi " "		25%	" 37%
Isogo " "		0	" 15%
Total average (against total works)		11.5%	" 5.2%

DECLASSIFIED E.O. 12065 SECTION 3-402/NNDG NO. 773013

a2 PH

Abbey cwc

THE MONTHLY REPORT ON SANITARY ACTIVITIES
FOR NEXT MONTH (APRIL 1951)

Kameyama

Public Health Section.

A. The Public Health Division.

1. Plan of Health and Sanitation and Sanitary Education.

Classification	Description	Date	Times	Place	The object	Remarks
Conference	Preliminary arrangement for issue of Organ of Public Health Section.	First and middle parts of April.	2	Pref.Gov't office	15 in total: 2 or 3 men from each division.	Such arrangement shall be held, having members of the Health centers from next time.
	Studies of sanitary education data	Second part of April	1	ditto	10 in total 1 or 2 men each Div.	

2. Culture of the healthy people.

Campaign	Sports & Budge-tests	7th and 14th Apr.	2	Nakano and Chigasaki	1,000 persons, the public of town.	
	Sports extension course	22th, Apr.	1	Fujisawa	300 ditto	
Course	Training of agents leading social physical culture	27-30 Apr	4	Sengokubara	70 agents	

3. Sanitary Statistics.

Campaign	Comfirmation of the diagnosis of death	Apr.(1951 Mar.(1952	Picked up 1/20 of all numbers of death	Each Health center	Inspector inquired doctors	

B. Public Health Division.

1. Sanitation of general foodstuffs, Milk and Meats.

Classification	Description	Date	Times	Place	The object	Remarks
Lecture	Lecture for preventing poison of foodstuffs.	5-30 Apr.	19	Health centers of Pref.	about 2,000 persons of restaurant proprietors & employees.	
	Lecture of technique of swellfish cooks	20th Apr	1	Yokohama	68 passed swellfish cooking examination	
Campaign	Control of supplementary foodstuufs.	1st Mar. to 15th Apr.	Every day	All over prefecture	2,300 persons supplementary foodstuffs manufacturers and dealers	
	Broadcasting of manufactures inspection	First part of Apr.	1		the public of prefecture	
	Publication of the above on news paper.	do	various news papers		do	Information activities
	Broadcasting and publication on news paper regarding to sanitation of Milk.	do	do		do	
Course	Training of agents inspecting foodstuffs.	10th Apr.	1	Yokohama	50 agents	
	Training of agents inspecting Milk & Meats.	24th Apr.	1	Fujisawa	35 veterinary surgeons having connection with Health center.	
Conference	Meeting of sanitary inspection of foodstuffs	24th Apr.	1	Yokohama	35 members	
	Meeting of counter-measure against milk spoiling	26th Apr.	1	do	100 persons, milk collecting place.	

DECLASSIFIED E.O. 12065 SECTION 3-402/NNDG NO. 773013

Campaign	Exclusive ihspection of the inspection mark of milk.	16th Apr.	19	Health centers of Pref.	270 persons relative to milk handling	

2. Prevention of Rabies.

Campaign	Broadcasting and publication on pref.papers regarding to prevention of rabies.	middle of Apr.	1		the public	Information activities
Conference	Preliminary arrangement of personnel in charge of dog-pen business.	12th Apr.	1	Pref.Go't office	12 in charge of this business.	

3. Hygienic engineering.

Campaign	Duidance of simple water-way	16th Mar. to 30 Apr.	every day	Over all pref.	Constructors of simple water way	
Campaign	Periodical inspection of drinking water.	18 Mar.to 20 Apr.	do	13 places of pref.	13 constructors of drinking water-awy.	
	Investigation of antichlor sterilization condition.	26 Mar.to 30 Apr.	do	6 places of pref.	6 men	

4. Sanitation around surroundings.

Campaign	Exclusive enforcement of cleaning in Spring season.	1 to 30 Apr.	every ady	Over all pref.	the public	Strengthening of sanitary activities under pref.
	Extermination of hibernated insects	16-22 Apr	do	do	160 teems of Sanitary agents	through information media of this week.

DECLASSIFIED E.O. 12065 SECTION 3-402/NNDG NO. 773013

Campaign	Investigation of establishment of sanitary teams in case of all-country cleaning & beautification week.	16 to 22 Apr.	every day	Over all Pref.	160 teams of sanitary agents	
	Training of sanitary patrolmen	4th Apr.	1	Yokohama	15 patrolmen	
Course	Spring course of teaching technique of rodents and insects extermination.	10th Apr.	1	do	200 officials concerned	Such a course was held by the Welfare Ministry in March.

C. Matenal and Infant Health Division.

1. Duidance of matenal anf infant health.

	Contest jurying council depending upon the cards of all Japan babies	5th Apr.	1	Pref.Go't office	220 cards selected by H C of Pref.	The information activities are under chage of Kanagawa News paper.
	Pref.contest jurying council of all Japan babies	12th Apr.	1	do	60 cards from the above.	do
	Cards of the babies representing this prefecture shall be sent to Welfare Ministry	14th Apr.	1		Each 10 persons of Male & female respectively	do

2. Improvement of nourishment.

Campaign	Meeting for extension of new livelihood.	28th Apr.	1	Yokohama	the public	
Course	Course of nourishment of tuberculosis patients at home	19 and 26 Apr.	2	Pref.nouri	20 nutritional agents, health center.	

DECLASSIFIED E.O. 12065 SECTION 3-402/NNDG NO. 773 013

Conference	Meeting of studies of natritional agents.	13th Apr.	1	Pref.Gov't office	25 agents	
	Menu-cards preparing committee	17th Apr.	1	do	15 committee	

D. Disease Prevention Division.

Course	Course of prevention of venereal disease.	24th Apr.	1	Yokosuka	250 waitress & Geisha.	Magic lantern shall be used.
Campaign	Examination of blood of group	2-30 Apr.	5	Yokohama	1500 employees of firm and works who desire.	
do	Film "poisonous plant with flowers" etc.	17 & 18 Apr,	2	do	250 employees of cabaret and 500 business clerks	
DO	Control of street girls.	4-30 Apr.	38	Yokohama Yokosuka Koza area.	1.260 (850	In compliance with Art. 11, Venereal disease control Law.
do	Simultaneous Medical health examination of service girls.	9th Apr.	12	Yokohama Kawasaki Yokosuka	1,200 waitress & Geisha	
Conference	Preliminary arrangement of specialists, doctors of venereal disease	7th Apr.	1	Yokosuka	80 specialists doctors of V.D., Yokohama & Yokosuka	
do	Preliminary arrangement for managing venereal disease hospitals	12th Apr.	1	Prefectural Byobugaura Hospital	10 staffs concerned.	

2. Prevention of Tuberculosis.

Campaign	Distribution of posters of preventing Tuberculosis	10-30 Apr	1	over all prefecture	10,000 pcs shall be distributed to schools working places through Health centers	

DECLASSIFIED E.O. 12065 SECTION 3-402/NNDG NO. 773 013

Campaign	Prefectural information regarding to T.B.prevention day.	20th Apr.	1	Over all prefecture	8,000 cps.	Information activities
do	Broadcasting of the above.	26th Apr.	1		the public of prefecture.	do
do	Film "Angel with moustache" for preventing T.B.	28th Apr.	several times	principal places of Pref.	do	do
do	T.B.medical ezamination of group	annual	every day	Health centers of Pref.	150,000 positives in T. reaction.	Annual target of Examination - 80,000 and 300000 during April to June.
Immunization	B C G	do	do	do	Age: 1-30 -40,000 (about)	Annual target of Immunization -1520000 and 300,000 during April to June

3. Prevention of Acute infectious Disease.

Immunization	Preventive immunization against typhoid fever & paratyphoid.	Apr.to Jun	every day	Town and village of Pref.	the periodical inoculated	non-total
Campaign	Preventive counter measure against dysentary	Apr.to Aug.	do	Over all pref.	especially for residents,living at place dangerous in occurance of disease.	Together with information eddation activities there shall be made examination of faeces too.

E. Medical Affairs Division.

Campaign	Inspection of the Hospital's rooms	1-30 Apr.	every day	Over all Pref.	50 facilities	
do	Examination of nurses	6th Apr.	1	undesided	Those who have been qualified in taking examination.	
do	Examination of lesson of nurses	21st Apr.	1	do	do	

DECLASSIFIED E.O. 12065 SECTION 3-402/NNDG NO. 77 5 013

Campaign	Crinical examination of nurses	28th Apr.	1	undecided	Those who passed lesson examination	
do	Examination of lesson of Midwives	21st Apr.	1	do	those who qualified in taking exam.	
Conference	Council for complete equipment of medical facilities.	26th Apr.	1	Pref.Gov't office	27 committeemen	

F. Pharmaceutic Affairs Division.

Conference	Conference controlling use of precious metal ore by Dentists	12th Apr.	1	Dentists' hall	30 members	
do	Consultative committee of medicaments supplies.	24th Apr.	1	Yokohama drug dealers' Ass'n	30 persons	

G. Duidance of nurses.

Course	Course for Chief-nurses of Health center.	12th Apr.	1	Pref.Gov't office	22 Chief-nurses of Health center	
do	Course for Chief nurses of Hospital	21st Apr.	1	Kanagawa Pref.Br. red cross	70 chief-nurses	
do	Entrance examination of Pref. nurse training institute and physical examination.	16th Apr.	1	Nurse training institute	the qualified as nurses	
do	The opening ceremony of the above institute	20th Apr.	Couse of 5 months	do	50 persons passed.	

DECLASSIFIED E.O. 12065 SECTION 3-402/NNDG NO. 773 013

DECLASSIFIED E.O. 12065 SECTION 3-402/NNDG NO. 775 013

MONTHLY REPORT
OF
SANITARY ENGINEERING & FOOD SANITATION

Name of Prefecture: Kanagawa prefecture Month Ending: Feb. 1 – Feb 28. 1951

			This Month	Previous Month
Rodent control	No. of Traps distributed		780	527
	No. of Baits distributed		28.000	6.100
	No. of Baits collected		1.648	4.661
	No. of Teams Engaged	Control Office	122	113
		Health Centers	8	9
		Total Man Days	588	730
Insect Control	No. of Person dusted		15.208	14.826
	No. of Installation sprayed		1.620	3.526
	No. of Dwellings sprayed		7.867	2.338
	Sprayed Acreage (Sq. Km.)		652.13	580.281
	No. of Teams Engaged	Control Office	122	113
		Health Centers	8	8
		Total Man Days	1.666	6.200
Water Supply	Total Consumption (Month)		25.469.3 M3	28.095 M3
	Chorine added (PPM)		2.08 (PPM)	1.9 (PPM)
	Chlorine Residual (PPM)		0.4 ~ 2.0 (")	0.4 ~ 2.0 (")
	No. of Analyses		101	109
Nightsoil Collection	By Pref. Laborers		11.368	1.572
	By Farmers		8.225	7.492
	Total		20.620	9.064
Garbage Collection	Occupation			946.5
	Indigenous		1.240	1.176

		No. of Licensed	No. of Closed	No. of Inspected	Total No. Installation
Food Sanitation	Restaurant	21	9	205	521
	Ration Restaurant	29	30	223	415
	Tea Room	8	184	256	3078
	Bakery	25	1	266	545
	Quick Lunch Shop	179	131	2888	6514
	Flour Mill	0	0	26	567
	Candy Factory	42	4	396	1442
	Ice Plant	0	1	7	42
	Sake Plant Brewery	0	0	9	30
	Milk Plant	0	3	~~42~~ 250	~~206~~
	Dairy	233	10	250	5605
	Slaughter House	0	0	172	11
	Meat Processing Plant	0	0	17	11
	Fishery	0	81	552	1945
	Fish Processing Plant	52	0	126	710
	Others	92	10	1577	1823
	Total	681	464	7.012	23.304

Note: To be submitted to KOAR by 25th of each month. KOAR No. 6

Tool 13 to Recurring Reports Catelog. 5 Jan. 50.

DECLASSIFIED E.O. 12065 SECTION 3-402/NNDG NO. 775 013

MONTHLY REPORT
OF
SANITARY ENGINEERING & FOOD SANITATION

Name of Prefecture: Kanagawa Month Ending: January 51

			This Month	Previous Month
Rodent control	No. of Traps distributed		527	531
	No. of Baits distributed		4,100	6,700
	No. of Baits collected		6,661	6,550
	No. of Teams Engaged	Control Office	113	113
		Health Centers	9	9
		Total Man Days	720	660
Insect Control	No. of Person dusted		14,926	65,700
	No. of Installation sprayed		2,526	1,576
	No. of Dwellings sprayed		2,338	13,688
	Sprayed Acreage (Sq. Km.)		20,291.8	526,530
	No. of Teams Engaged	Control Office	113	113
		Health Centers	9	9
		Total Man Days	6,200	2671
Water Supply	Total Consumption (Month)		28.095 M3	27.646 M3
	Chlorine added (PTM)		1.9 (PPM)	2.03 (PPM)
	Chlorine Residual (PTM)		0.4~2.0 (")	0.4~2.0 (")
	No. of Analyses		109	108
Nightsoil Collection	By Pref. Laborers		1,532	12,284
	By Farmers		2,472	4,663
	Total		4,040	16,827
Garbage Collection	Occupation		540.15	4,758.61
	Indigenous		1,171.8	1,330.

		No. of Licensed	No. of Closed	No. of Inspected	Total No. Installation
Food Sanitation	Restaurant	33	4	217	509
	Station Restaurant	35	48	229	416
	Tea Room	14	0	311	3254
	Bakery	31	23	300	521
	Quick Lunch Shop	447	0	3456	6466
	Flour Mill	0	0	20	567
	Candy Factory	103	0	386	1404
	Ice Plant	2	0 ~~27~~	8	43
	Sake Plant Brewery	0	1	6	30
	Milk Plant	0	1	58	48
	Dairy	13	0	515	5382
	Slaughter House	0	0	176	11
	Meat Processing Plant	0	2	13	11
	Fishery	6	22	3950	2024
	Mash Processing Plant	0	1	975	658
	Others	30	45	896	1941
	Total	914	143	11,519	23,081

Note: To be submitted to KCAR by 25th of each month. KCAR No. 6

Incl 13 to Recurring Reports Catalog. 5 Jan. 50.

DECLASSIFIED E.O. 12065 SECTION 3-402/NNDG NO. 775 013

MONTHLY REPORT OF SANITARY ENGINEERING & FOOD SANITATION

Name of Prefecture: Kanagawa Month Ending: _____

			This Month	Previous Month
Rodent control	No. of Traps distributed		539	541
	No. of Baits distributed		6,700	8,204
	No. of Baits collected		6,950	6,960
	No. of Teams Engaged	Central Office	113	125
		Health Centers	9	9
		Total Man Days	660	850
Insect Control	No. of Person dusted		65,700	16,202
	No. of Installation sprayed		1,876	2,560
	No. Dwellings sprayed		13,688	33,816
	Sprayed Acreage (Sq. Km)		526.930	872.27
	No. of Teams Engaged	Central Office	113	125
		Health Centers	9	9
		Total Man Days	2,471	6,406
Water Supply	Total Consumption (Month)		27,646 kg	28,710.7 kg
	Chorine added (PPM)		2.03 (PPM)	1.91 (PPM)
	Chlorine Residual (PPM)		0.4~2.0 (")	0.4~2.0 (")
	No. of Analyses		108	91
Nightsoil Collection	By Pref. Laborers		12,286	15,531
	By Farmers		4,663	6,366
	Total		16,129	21,904
Garbage Collection	Donation		1,251.41	1,632.38
	Indigenous		8,336	7,104.6

		No. of Licensed	No. of Closed	No. of Inspected	Total No. Installation
Food Sanitation	Restaurant	27	64	277	480
	Korean Restaurant	16	4	234	429
	Tea Room	28	26	289	3240
	Bakery	36	75	264	513
	Eating Lunch Shop	366	1176	2905	6019
	Flour Mill	11	2	50	567
	Candy Factory	165	6	277	1307
	Ice Plant	2	2	8	68
	Sake Plant Brewery	1	1	8	31
	Milk Plant	0	1	77	49
	Dairy	65	0	501	5,369
	Slaughter House	0	0	159	11
	Meat processing Plant	1	1	10	13
	Fishery	95	0	4,161	2,042
	Fish Processing Plant	0	6	637	659
	Others	20	264	665	9,752
	TOTAL	833	1863	10,522	22,543

Note: To be submitted to KCAR by 25th of each month. KCAR No. 6

Incl 13 to Recurring Reports Catalog. 5 Jan. 50

DECLASSIFIED E.O. 12065 SECTION 3-402/NNDG NO. 775 013

MONTHLY REPORT
OF
SANITARY ENGINEERING & FOOD SANITATION

Name of Prefecture: Kanagawa Prefecture Month Ending: November 1 – 30

			This Month	Previous Month
Rodent control	No. of Traps distributed		591	123
	No. of Baits distributed		8.206	876
	No. of Baits collected		6.760	4.216
	No. of Teams Engaged	Control Office	124	264
		Health Centers	9	10
		Total Man Days	854	1.083
Insect Control	No. of Person dusted		16.202	10.352
	No. of Installation sprayed		8.560	5.666
	No. of Dwellings sprayed		33.816	22.262
	Sprayed Acreage (Sq. Km.)		899.27	669.67
	No. of Teams Engaged	Control Office	124	264
		Health Centers	9	10
		Total Man Days	6.606	2.522
Water Supply	Total Consumption (Month)		28.710.7 kl	29.245.8 kl
	Chlorine added (PPM)		1.91 (PPM)	2.0 (PPM)
	Chlorine Residual (PPM)		0.4 ~ 2.0 (")	0.4 ~ 2.5 (PPM)
	No. of Analyses		91	93
Nightsoil Collection	By Pref. Laborers		15.532	11.569
	By Farmers		6.366	10.096
	Total		21.905	21.665
Garbage Collection	Occupation		1.632.38	748.08
	Indigenous		7.104.6	10.710.5

		No. of Licensed	No. of Closed	No. of Inspected	Total No. Installation
Food Sanitation	Restaurant	9	24	254	517
	Ration Restaurant	6	25	109	417
	Tea Room	24	80	347	3473
	Bakery	28	2	259	832
	Quick Lunch Shop	191	344	2717	6129
	Flour Mill	0	0	50	538
	Candy Factory	45	12	302	1172
	Ice Plant	0	0	11	68
	Sake Plant Brewery	0	0	3	31
	Milk Plant	1	0	41	50
	Dairy	108	0	488	5304
	Slaughter House	0	0	178	11
	Meat Processing Plant	0	0	12	13
	Fishery	24	86	538	1949
	Mish Processing Plant	4	115	283	665
	Others	266	1	982	1996
	Total	716	689	6454	23.574

Note: To be submitted to KCAR by 25th of each month. KCAR No. 6

Incl 13 to Recurring Reports Catalog. 5 Jan. 50.

DECLASSIFIED E.O. 12065 SECTION 3-402/NNDG NO. 775 013

From: Director of Kanagawa Prefectural Health Bureau

To: Mayors

Subject: Inspection of Environmental sanitary Activities.

1. We want to inspect environmental sanitary activities in order to know actual conditions in your cities.

2. Upon our visit, you are requested to submit data concerning the settlement acount of 1949 and decided budget note of 1950 and summary activities on insect and rodent control and the present situations of water and sewage works.

3. The inspection will be carried out by the following schedule.

4. Inspectors from the Prefecture are chiefs of the Public Health Section and the Sanitary Facilities Division.

27 Nov.(Mon)	9.00 ---12.00 hrs.	Odawara City.
29 Nov.(Wed)	" "	Kamakura City.
30 Nov.(Thur)	" "	Fujisawa City.
	From 13.00 hrs.	Chigasaki City.
6 Dec.(Wed)	9.00----12.00 hrs.	Yokosuka City.
7 Dec.(Thur)	" "	Hiratsuka City.
11 Dec.(Mon)	" "	Kawasaki City.

DECLASSIFIED E.O. 12065 SECTION 3-402/NNDG NO. 775 013

12

1176

記

月日	曜日	時間	名
十一月二十七日	月	九時～十二時	十日町
〃	〃	〃	小田原市
二十九日	水	〃	鎌倉市
三十日	木	〃	藤沢市
〃	〃	〃	茅ヶ崎市
十二月六日	水	九時～十二時	横須賀市
〃 七日	木	〃	平塚市
〃 八日	〃	〃	川崎市

備考

当日の緊急出席者

公衆衛生課長

衛生施設係長

DECLASSIFIED E.O. 12065 SECTION 3-402/NNDG NO. 775 013

昭和二十五年十一月二十二日

神奈川縣立生命

市長殿

環境衛生事業実施状況視察について

各種環境衛生事業の実施につきては夫々御尽力中のことと思ほ
れるが之が実施状況の現状を承知致したいので左記により視察
を実施致すに付御承知御願いたい。

尚当日飲食品取扱業者昭和二十四年度決算書昭和
二十五年度予算決算書(夫々写)及事業概要その他上
下水道等の現況を知るに迄る資料をも提出願いたい。

記

DECLASSIFIED E.O. 12065 SECTION 3-402/NNDG NO. 775 013

MONTHLY REPORT OF SANITARY ENGINEERING & FOOD SANITATION

Name of Prefecture: Kanagawa Month Ending: 21 Nov 1952 (Act)

			This Mohth	Previous Month
Rodent control	No. of Traps distributed		123	178
	No. of Baits distributed		876	480
	No. of Baits collected		1,716	259
	No. of Teams Engaged	Control Office	265	256
		Health Centers	10	21
		Total Man Days	1,003	861
Insect Control	No. of Person dusted		10,352	2634
	No. of Installation sprayed		5,646	2,230
	No. of Dwellings sprayed		82,212	100,775
	Sprayed Acreage (Sq. Km.)		662.67	2,523.66
	No. of Teams Engaged	Control Office	265	256
		Health Centers	10	21
		Total Man Days	2,532	12,047
Water Supply	Total Consumption (Month)		29,245.8 kg	32,130.2 kg
	Chlorine added (PPM)		2.0 (PPM)	1.91 (PPM)
	Chlorine Residual (PPM)		0.4 ~ 2.5 (PPM)	0.4 ~ 2.0 (PPM)
	No. of Analyses		93	90
Nightsoil Collection	By Pref. Laborers		11,569	11,107
	By Farmers		10,096	5,599.2
	Total		21,665	16,706.2
Garbage Collection	Occupation		1,148.09	259.67
	Indigenous		10,710.5	11,586.9

		No. of Licensed	No. of Closed	No. of Inspected	Total No. Installation
Food Sanitation	Restaurant	9	3	304	532
	Ration Restaurant	11	6	219	436
	Tea Room	27	96	430	3529
	Bakery	76	1	313	576
	Quick Lunch Shop	211	63	3327	6982
	Flour Mill	0	5	50	507
	Candy Factory	49	12	333	1109
	Ice Plant	1	0	13	68
	Sake Plant Brewery	0	0	6	31
	Milk Plant	0	1	46	49
	Dairy	81	0	511	5196
	Slaughter House	0	0	44	11
	Meat Processing Plant	0	0	10	13
	Fishery	56	0	501	2009
	Mish Processing Plant	3	0	415	766
	Others	38	0	1394	1731
Total		562	187	7916	23485

Note: To be submitted to KCAR by 25th of each month. KCAR No. 6

Incl 13 to Recurring Reports Catalog. 5 Jan. 50.

DECLASSIFIED E.O. 12065 SECTION 3-402/NNDG NO. 775 013

MONTHLY REPORT
OF
SANITARY ENGINEERING & FOOD SANITATION

1950

Name of Prefecture: Kanagawa Prefecture Month Ending: September 1~

			This Month	Previous Month
Rodent control	No. of Traps distributed		178	100
	No. of Baits distributed		480	60
	No. of Baits collected		259	540
	No. of Teams Engaged	Contral Office	256	272
		Health Centers	31	50
		Total Man Days	861	91
Insect Control	No. of Person dusted		9.634	10.686
	No. of Installation sprayed		2,230	10.906
	No. Dwellings sprayed		140.925	202.050
	Sprayed Acreage (Sq.Km)		2.523.46	3.082.7
	No. of Teams Engaged	Contral Office	256	272
		Health Centers	31	50
		Total Man Days	17.047	22.201.5
Water Supply	Total Consumption (Month)		32.130.2 kg	30.551 kg
	Chorine added (PPM)M		1.91 (PPM)	1.9 (PPM)
	Chlorine Residual (PPM)M		0.4~2.0 (PPM)	0.4~2.0 (PPM)
	No. of Analyses		90	93
Nightsoil Collection	By Pref. Laborers		11.107	45.573
	By Farmers		5.599.2	8.534.7
	Total		16.706.2	54.107.7
Garbage Collection	Occupation		754.67	710.71
	Indigenous		11.586.9	10.721.6

		No. of Licensed	No. of Closed	No. of Inspected	Total No. Installation
Food Sanitation	Restaurant	5	6	276	526
	Ration Restaurant	9	6	247	431
	Ter Room	27	28	750	3598
	Bakery	91	0	353	441
	Quick Lunch Shop	125	25	3059	6244
	Flour Mill	0	0	30	512
	Candy Factory	46	7	397	1072
	Ice Plant	0	0	40	67
	Sake Plant Brewery	1	0	5	31
	Milk Plant	1	1	26	50
	Dairy	69	66	1,526	5.098
	Slaughter House	0	0	88	11
	Meat processing Plant	0	0	18	13
	Fishery	118	168	1245	1.954
	Fish Processing Plant	15	2	231	963
	Others	46	15	961	1.983
	TOTAL	521	394	9.102	23.294

Note: To be submitted to KCAR by 25th of each month. KCAR No. 6

Incl 13 to Recurring Reports Catalog. 5 Jan. 50

DECLASSIFIED E.O. 12065 SECTION 3-402/NNDG NO. 775 013

MONTHLY REPORT OF SANITARY ENGINEERING & FOOD SANITATION

1950

Name of Prefecture: Kanagawa Prefecture Month Ending: August 31

			This Month	Previous Month
Rodent control	No. of Traps distributed		100	—
	No. of Baits distributed		60	—
	No. of Baits collected		540	2,252
	No. of Teams Engaged	Central Office	222	192
		Health Centers	50	60
		Total Man Days	91	226
Insect Control	No. of Person dusted		10,616	12,702
	No. of Installation sprayed		10,506	52,656
	No. Dwellings sprayed		202,850	195,126
	Sprayed Acreage (Sq.Km)		3,612	3,364.5P.
	No. of Teams Engaged	Central Office	222	162
		Health Centers	50	60
		Total Man Days	22,205	9,000
Water Supply	Total Consumption (Month)		30,551 KA	30,847 KA
	Chorine added (PPM)		1.9 PPM	1.9 PPM
	Chlorine Residual (PPM)		0.4~2.0 "	0.4~2.0 "
	No. of Analyses		93	97
Nightsoil Collection	By Pref. Laborers		45,533	48,329
	By Farmers		4,534	10,158
	Total		50,107.2	58,296.2
Garbage Collection	Occupation		310.31	222.65
	Indigenous		10,221.6	88,879.5

		No. of Licensed	No. of Closed	No. of Inspected	Total No. Installation
Food Sanitation	Restaurant	2	26	247	565
	Ration Restaurant	6	13	306	1211
	Ter Room	132	43	958	6627
	Bakery	13	2	274	402
	Quick Lunch Shop	159	84	3586	4465
	Flour Mill	0	0	55	498
	Candy Factory	21	6	715	900
	Ice Plant	0	0	33	45
	Sake Plant Brewery	0	0	5	9
	Milk Plant	50	0	314	50
	Cairy	1	0	831	5.087
	Slaughter House	11	0	120	11
	Meat processing Plant	13	0	8	13
	Fishery	0	0	678	2.004
	Fish Processing Plant	155	0	145	250
	Others	160	0	1274	1.952
	TOTAL	723	179	9.798	23.589

Note: To be submitted to KCAR by 25th of each month. KCAR No. 6

Incl 13 to Recurring Reports Catalog. 5 Jan. 50

DECLASSIFIED E.O. 12065 SECTION 3-402/NNDG NO. 775 013

MONTHLY REPORT OF SANITARY ENGINEERING & FOOD SANITATION

Name of Prefecture: Kanagawa prefecture Month Ending: July 1 ~ July 31.

			This Month	Previous Month
Rodent control	No. of Traps distributed		0	0
	No. of Baits distributed		0	0
	No. of Baits collected		2,357	8216
	No. of Teams Engaged	Control Office	192	110
		Health Centers	60	61
		Total Man Days	276	1492
Insect Control	No. of Person dusted		12,206	12,229
	No. of Installation sprayed		57,956	12,217
	No. Dwellings sprayed		195,126	121,556
	Sprayed Acreage (Sq.Km)		1,364.58 km²	408,82
	No. of Teams Engaged	Control Office	142	110
		Health Centers	60	61
		Total Man Days	1,000	4236
Water Supply	Total Consumption (Month)		30,847 kg	28.388 kg
	Chorine added (PPH)		1.9 PPM	1.72 PPM
	Chlorine Residual (PPH)		0.4~2.0 PPM	0.4~2.0 "
	No. of Analyses		97	91
Nightsoil Collection	By Pref. Laborers		45,123.5	6,882
	By Farmers		10,158.3	46,635
	Total		55,281.2	53,318
Garbage Collection	Occupation		282.65	6,541
	Indigenous		45,198.5	15,240

		No. of Licensed	No. of Closed	No. of Inspected	Total No. Installation
Food Sanitation	Restaurant	5	1	363	589
	Ration Restaurant	3	2	333	1,218
	Ter Room	278	19	1,450	5,538
	Bakery	29	0	265	391
	Quick Lunch Shop	221	82	2,652	4,395
	Flour Mill	0	0	76	498
	Candy Factory	40	0	779	285
	Ice Plant	7	0	30	45
	Sake Plant Brewery	0	0	7	9
	Milk Plant	50	0	174	50
	Cairy	1	0	969	5206
	Slaughter House	11	0	120	11
	Meat processing Plant	13	0	12	13
	Fishery	0	0	612	2452
	Fish Processing Plant	155	0	494	506
	Others	939	8	1113	1948
	TOTAL	1558	112	10229	23754

Note: To be submitted to KCAR by 25th of each month. KCAR No. 6

Incl 13 to Recurring Reports Catalog. 5 Jan. 50

DECLASSIFIED E.O. 12065 SECTION 3-402/NNDG NO. 775 013

MONTHLY REPORT
OF
SANITARY ENGINEERING & FOOD SANITATION

Name of Prefecture: Kumamoto Month Ending: June 30 31 July 1947

			This Month	Previous Month
Rodent control	No. of Traps distributed		0	0
	No. of Baits distributed		0	0
	No. of Baits collected		8.714	2.394
	No. of Teams Engaged	Control Office	110	110
		Health Centers	41	41
		Total Man Days	1.492	1.317
Insect Control	No. of Person dusted		17.299	48.822
	No. of Installation sprayed		17.253	2.331
	No. Dwellings sprayed		12.554	24.305
	Sprayed Acreage (Sq.Km)		1.084.518 m²	1.666.305 m²
	No. of Teams Engaged	Control Office	110	110
		Health Centers	41	41
		Total Man Days	4.734	2.965
Water Supply	Total Consumption (Month)		27.385 kg	26.891.3 kg
	Chorine added (P.P.M)		1.22 PPM	1.22 PPM
	Chlorine Residual (P.P.M.)		0.4~2.0 "	0.4~2.0 "
	No. of Analyses		91	91
Nightsoil Collection	By Pref. Laborers		4.885 ton	2.145 ton
	By Farmers		46.435 "	3.645 "
	Total		51.318 "	38.203 "
Garbage Collection	Occupation		6.921 "	6.703 "
	Indigenous		15.720 "	13.404 "

		No. of Licensed	No. of Closed	No. of Inspected	Total No. Instellation
Food Sanitation	Restaurant	114	0	289	584
	Ration Restaurant	114	0	291	1217
	Tea Room	98	27	150	4279
	Bakery	16	0	254	263
	Quick Lunch Shop	197	17	3381	4249
	Flour Mill	0	0	38	498
	Candy Factory	19	10	817	844
	Ice Plant	8	0	43	39
	Sake Plant Brewery	0	0	9	50
	Milk Plant	50	0	186	
	Dairy	11	0	982	5088
	Slaughter House	11	0	120	11
	Meat processing Plant	12	0	54	12
	Fishery	0	0	543	2401
	Fish Processing Plant	154	0	156	144
	Others	624	6	1075	1869
	TOTAL	1270	60	10134	22668

Note: To be submitted to KOAR by 25th of each month. KOAR No. 6

Ref. ID to Recurring Reports Catalog. 3 Jan. 50

DECLASSIFIED E.O. 12065 SECTION 3-402/NNDG NO. 775 013

MONTHLY REPORT OF SANITARY ENGINEERING & FOOD SANITATION

Name of Prefecture: K. P. G Month Ending: May

			This Month	Previous Month
Rodent control	No. of Traps distributed		0	0
	No. of Baits distributed		0	50
	No. of Baits collected		2,994	4,655
	No. of Teams Engaged	Central Office	110	110
		Health Centers	41	64
		Total Man Days	1,347	2,217
Insect Control	No. of Person dusted		48,822	12,665
	No. of Installation sprayed		2,331	7,426
	No. Dwellings sprayed		274,308	2,556
	Sprayed Acreage (Sq. Km)		1,666,308.6	316,971
	No. of Teams Engaged	Central Office	110	110
		Health Centers	41	64
		Total Man Days	2,967	2,022
Water Supply	Total Consumption (Month)		26,291,352	27,120.6 kg
	Chorine added (PPM)		1.72 (PPM)	1.75 (PPM)
	Chlorine Residual (PPM)		2.0~0.4 (PPM)	2.0~0.4 (PPM)
	No. of Analyses		91	86
Nightsoil Collection	By Pref. Laborers		2,148 ton	2,714 ton
	By Farmers		3,155 "	40,388 "
	Total		5,303 "	43,702 "
Garbage Collection	Occupation		6,708 "	4,296 "
	Indigenous		63,404 "	126,392 "

		No. of Licensed	No. of Closed	No. of Inspected	Total No. Installation
Food Sanitation	Restaurant	2	0	183	574
	Ration Restaurant	0	0	176	203
	Tea Room	42	21	294	520
	Bakery	30	0	207	346
	Milk Lunch Stand	153	42	1,933	4,069
	Flour Mill	0	0	13	496
	Candy Factory	35	4	280	830
	Ice Plant	3	0	30	30
	Sake Plant Brewery	0	0	9	9
	Milk Plant	48	0	39	48
	Dairy	0	0	2,438	4,514
	Slaughter House	11	0	112	11
	Meat processing Plant	12	0	13	12
	Fishery	0	0	1,232	2,671
	Fish Processing Plant	149	0	112	149
	Others	201	12	1,211	1,395
	TOTAL	186	79	9,275	21,970

Note: To be submitted to KCAR by 25th of each month. KCAR No. 6

Incl 13 to Recurring Reports Catalog. 5 Jan. 50

DECLASSIFIED E.O. 12065 SECTION 3-402/NNDG NO. 775 013

YOKOHAMA City SANITATION BUREAU

ON JUNE 26th, 1950

ITEMS. \ Week		MAY 1st Week	2nd Week	3rd Week	4th Week	5th Week
Total Number of PERSON of TEAMS		2.614	2.624	2.629	2.644	2.638
Number of Houses OPERATED	DUSTING	7.894	14.737	20.199	9.352	10915
	SPYAYING	5744	13.758	24.602	26.070	26.409
AREA DISINFECTED (DUSTING)		196.285	183.204	89.267	124.542	102.550
AREA DISINFECTED (SPRAYING)		180.034	180.038	213.704	234.010	222.569
PERSONS of Dusted		1.018	2.277	14.223	2.704	863
BEDDING of Dusted		10.989	20.646	14.229	10.898	6.711
AMOUNT of 10% D.D.T POWDER USED		2.581	3.130	2.932	2.869	1.722
AMOUNT of 5% D.D.T-OIL USED		566	568	896	1.007	1.004
AMOUNT of PYRETHRINE EMULSION USED		67	18	77	102	66
CRE-SOL-EMULSION		54	76	65.5	24.25	17.56
OTHER DISINFECTANT		5.9	13.1	33.6	58	94.3
LIME		95	0	2.616	3.139	2.139

DECLASSIFIED E.O. 12065 SECTION 3-402/NNDG NO. 775 013

YOHAMA City SANITATION BUREAU

NUMBER OF SANITATION TEAMS ARE 70 TEAMS

3rd Week	4th Week	5th Week	June 1st Week	2nd Week	3rd Week	TOTAL
2.629	2.644	2.638	2.656	2.624	2.649	21.078 PERSONS
20.199	9.352	10.915	11.415	4.873	5.539	84.924 HOUSES
24.602	26.070	26.409	20.335	7.444	18.755	143.117 HOUSES
89.267	124.542	102.550	123.877	44.671	84.333	948.729 SQ. METRES
213.704	234.010	222.569	150.123	83.636	169.344	1.199.448 SQ. METRES.
4.223	2.704	863	526	305	217	22.133 PERSONS
4.229	10.898	6.711	7.385	900	5.655	77.413 Sheets
2.932	2.869	1.722	2.186	498	1.254	17.172 L.B.S
896	1.007	1.004	554	137	467	5.199 GALLONS
77	102	66	31	26	67	454 GALLONS
65.5	24.25	17.56	23	44.5	72.5	377.31 KILOGRAM
33.6	58	94.3	69.3	19.6	60.1	353.9 KILOGRAM
2.616	3.139	2.139	628	6.510	1.074	16.269 KILOGRAM

DECLASSIFIED E.O. 12065 SECTION 3-402/NNDG NO. 775 013

Attended List No. 1

Week / ITEMS		JUNE 4xh week
TOTAL NUMBER of PERSON of TEAMS		2617
NUMBER of HOUSES OPERATED	DUSTING	7486
	SPYAYING	17484
AREA DISINFECTED (DUSTING)		74.172
AREA DISINFECTED (SPRAYING)		207.814
PERSONS of DUSTED		293
BEDDING of DUSTED		6.234
AMOUNT of 10% D.D.T. POWDER USED		1.222
AMOUNT of 5% D.D.T. OIL USED		840
AMOUNT of PYRETHRINE EMULSION USED		350.
CRE-SOL-EMULSION		24.2
OTHER DISINFECTANT		82.0
LIME		2,409

DECLASSIFIED E.O. 12065 SECTION 3-402/NNDG NO. 775 013

A List of Number of Well-Water Sterilized of Each Ward

ITEMS / EACH WARDS	Number of Covered wells	Number of Open Wells	TOTAL	TO Wel
TSURUMI WARD	401	902	1.303	
KANAGAWA WARD	33	1.892	1.925	
NISHI WARD	53	125	178	
MINAMI WARD	2.430	4.802	7.232	
HODOGAYA WARD	350	4.628	4.978	
ISOGO WARD	114	647	761	
KANAZAWA WARD	1.836	375	2.211	
KŌHOKU WARD	4.874	1.234	6.108	
TOZUKA WARD	5.855	8.390	13.245	
NAKA WARD	17	397	414	
TOTAL	15.963	23.392	39.355	2

DECLASSIFIED E.O. 12065 SECTION 3-402/NNDG NO. 775 013

Water Sterilized of Each Wards in Yokohama City

Number of Open Wells	Total	Total Number of Well Sterilized	Amount of Bleaching-Powder Used
902	1.303	2.002	40.020
1.892	1.925	2.561	25.620
125	178	215	4.580
4.802	7.232	5.802	58.060
4.628	4.978	5.628	105.660
647	761	647	12.790
375	2.211	2.701	27.050
1.234	6.108	1.834	45.850
8.390	13.245	7.715	131.560
397	414	428	8.857
23.392	39.355	29.533	460.047

DECLASSIFIED E.O. 12065 SECTION 3-402/NNDG NO. 775 013

MONTHLY REPORT OF SANITARY ENGINEERING & FOOD SANITATION

Name of Prefecture: K. P. C. Month Ending: April 1 ~ April 30

			This Month	Previous Month
Rodent control	No. of Traps distributed		—	20
	No. of Baits distributed		50	—
	No. of Baits collected		4.655	3.542
	No. of Teams	Control Office	110	110
		Health Centers	64	73
	Engaged	Total Man Days	3.217	982
Insect Control	No. of Person dusted		62.665	180.421
	No. of Installation sprayed		7.426	77.667
	No. Dwellings sprayed		2.554	102.754
	Sprayed Acreage (Sq. Km.)		316.971 m²	270.345 m²
	No. of Teams	Control Office	110	110
		Health Centers	64	73
	Engaged	Total Man Days	7.082	2.000
	Total Consumption (Month)		27.170.6 kg	25.650 kg
Water Supply	Chorine added (PPM)		1.75 (ppm)	1.65 (ppm)
	Chlorine Residual (PPM)		2.0 ~ 0.4 (")	2.50 ~ 0.4 (")
	No. of Analyses		86	83
Nightsoil Collection	By Pref. Laborers		2.714 ton	11.563 ton
	By Farmers		40.988 "	10.725.2 "
	Total		43.702 "	21.288.2 "
Garbage Collection	Occupation		4.206 "	3.480 "
	Indigenous		125.392 "	306.441.2 "

		No. of Licensed	No. of Closed	No. of Inspected	Total No. Installation
Food Sanitation	Restaurant	0	0	123	569
	Ration Restaurant	1	0	151	1.203
	Tea Room	60	72	568	5.187
	Bakery	0	0	99	316
	Quick Lunch Shop	123	18	2.024	3.958
	Flour Mill	0	0	55	403
	Candy Factory	33	13	306	804
	Ice Plant	5	0	8	24
	Sake Plant Brewery	2	0	212	27
	Milk Plant	48	2	221	48
	Dairy	0	2	3.076	5.050
	Slaughter House	11	0	108	11
	Meat Processing Plant	9	0	11	9
	Fishery	0	0	934	2.673
	Fish Processing Plant	144	0	151	144
	Others	683	6	776	896
	Total	1.117	109	8.583	21.323

Note: To be submitted to KCAR by 25th of each month. KCAR No. 6

Incl 13 to Recurring Reports Catalog. 5 Jan. 50

DECLASSIFIED E.O. 12065 SECTION 3-402/NNDG NO. 775 013

May 12th, 1950.

Dr. Gosaku Murayama

Director of Sanitation Department
Kanagawa Prefectural Government

Chief of Public Health Section
Hq. Kanto Civil Affairs Region

The Sanitation Department of Kanagawa Prefectural Government has the pleasure to send you herewith a list of new section chiefs as some changes have been made in the department's personnel.

Chief of Medical Affairs Section	Dr. Taiji Takekawa
Chief of Public Health Section	Dr. Yuzo Shimazaki
Chif of Diseases Prevention Section	Dr. Nobuo Ujima

Director
Gosaku Murayama

Sanitation Department
Kanagawa Prefectural Government.

I/-

DECLASSIFIED E.O. 12065 SECTION 3-402/NNDG NO. 775 013

MONTHLY REPORT
OF
SANITARY ENGINEERING & FOOD SANITATION

Name of Prefecture: K.P.G. Month Ending: April 1st April

			This Month	Previous Month
Rodent control	No. of Traps distributed		20	100
	No. of Baits distributed		—	—
	No. of Baits collected		21542	5d241
	No. of Teams	Control Office	110	110
		Health Centers	73	73
	Engaged	Total Man Days	782	597
	No. of Person dusted		18421	270186
Insect Control	No. of Installation sprayed		27667	139277
	No. Dwellings sprayed		102754	25454
	Sprayed Acreage (Sq. Km.)		270345 m²	6189513 m²
	No. of Teams	Control Office	110	110
		Health Centers	73	73
	Engaged	Total Man Days	2000	12000
Water Supply	Total Consumption (Month)		25,600 kg	25,614 kg
	Chorine added (PPM)		2.50 ~ 1.0 (PPM)	25 ~ 1.0 (PPM)
	Chlorine Residual (PPM)		2.50 ~ 0.4 (PPM)	25 ~ 0.4 (PPM)
	No. of Analyses		53	78
Nightsoil Collection	By Pref. Laborers		13042 ton	11,563 "
	By Farmers		98465 "	107252 "
	Total		228885 "	212882
Garbage Collection	Occupation		3842 "	3450 ton
	Indigenous		102252	3064462

		No. of Licensed	No. of Closed	No. of Inspected	Total No. Installation
Food Sanitation	Restaurant	64	2	56	569
	Ration Restaurant	27	3	29	1202
	Tea Room	199	205	126	5199
	Bakery	0	0	61	316
	Quick Lunch Shop	819	78	1011	3853
	Flour Mill	0	0	47	403
	Candy Factory	69	20	147	785
	Ice Plant	1	1	1	19
	Saka Plant Brewery	0	0	5	27
	Milk Plant	48	0	48	48
	Dairy	0	0	2371	6032
	Slaughter House	11	0	104	11
	Meat Processing Plant	9	0	8	9
	Fishery	0	0	872	2662
	Fish Processing Plant	130	0	108	130
	Others	647	4	705	877
	Total	1726	423	5749	21142

Note: To be submitted to KCAR by 25th of each month. KCAR No. 6

Incl 13 to Recurring Reports Catalog, 5 Jan 50

DECLASSIFIED E.O. 12065 SECTION 3-402/NNDG NO. 775 013

MONTHLY R[illegible]
OF
SANITARY [illegible]

Name of Prefecture: K. P. G. Month Ending: [illegible] feb 28

		This Month	Previous Month
Rodent control	No. of Traps distributed	100	3695
	No. of Baits distributed		113
	No. of Baits collected	5424	2778
	No. of Teams: Control Offices	110	110
	No. of Teams: Health Centers	73	73
	Engaged: Total Man Days	597	600
Insect Control	No. of Person dusted	270186	40246
	No. of Installation sprayed	13977	145725
	No. Dwellings sprayed	25454	54293
	Sprayed Acreage (Sq. Km.)	6185,3 m²	162,357 m²
	No. of Teams: Control Offices	110	110
	No. of Teams: Health Centers	73	73
	Engaged: Total Man Days	12000	3500
Water Supply	Total Consumption (Month)	25.614 kg	28.284 kg
	Chorine added (PPM)	2.50 ~ 1.0 PPM	1.8 ~ 2.0 PPM
	Chlorine Residual (PPM)	2.50 ~ 0.4 "	0.57 ~ 2.0 "
	No. of Analyses	78	85
Nightsoil Collection	By Pref. Laborers	11 563 t	4446,72 t
	By Farmers	10725,8 t	559,20 t
	Total	21288,2 t	900 992 t
Garbage Collection	Occupation	3450 t	3400 t
	Indigenous	30644,2 t	12643 t

		No. of Licensed	No. of Closed	No. of Inspected	Total No. Installation
Food Sanitation	Restaurant	14	0	178	507
	Ration Restaurant	15	0	115	478
	Tea Room	119	130	429	5305
	Bakery	0	0	170	316
	Quick Lunch Shop	149	14	2,884	3,412
	Flour Mill	0	0	45	403
	Candy Factory	61	18	249	746
	Ice Plant	1	0	4	19
	Sake Plant Brewery	0	0	4	23
	Milk Plant	48	0	48	48
	Dairy	0	0	2,529	4,955
	Slaughter House	11	0	92	11
	Meat Processing Plant	9	0	7	9
	Fishery	0	0	789	1,625
	Fish Processing Plant	128	0	121	128
	Others	625	2	902	829
	Total				

Note: To be submitted to KCAR by 25th of each month. KCAR No. 6

Incl 13 to Recurring Reports Catalog. 5 Jan. 50

DECLASSIFIED E.O. 12065 SECTION 3-402/NNDG NO. 775 013

DrCCPH
C. Walker

MONTHLY REPORT
of
SANITARY ENGINEERING & FOOD SANITATION

Name of Prefecture: Kanagawa Month Ending: January, 31.

			This Month	Previous Month
Rodent Control	No. of Traps distributed		4,064	4,064
	No. of Baits distributed		4,271	3,000
	No. of Baits collected		9,778	9,347
	No. of Teams	Control Office	110	110
		Health Centers	73	73
	Engaged	Total Man Days	6,100	6,100
Insect Control	No. of Person dusted		40,248	81,475
	No. Installation sprayed		155,725	2,247
	No. Dwellings sprayed		84,293	3,421
	Sprayed Acreage (Sq.Km)		162,357	642,285.5
	No. of Teams	Control Office	110	110
		Health Centers	73	73
	Engaged	Total Man Days	3,500	3,500
Water Supply	Total Consumption (Month)		28,289	35,246
	Chorine added (PPH)		1,8 - 2,17	1,8 - 2,22
	Chlorine Residual (PPM)		0.57 -2,00	0,5 - 2,00
	No. of Analyses			
Nightsoil Collection		By Pref. Laborers	8,448.72	7,445.68
		By Farmers	559.2	516
		Total	9,007.92	7,961.68
Garbage Collection		Occupation	3,400	3,200
		Indigenous	12,643	13,780.7

		No. of Licensed	No. of Closed	No. of Inspected	Total No. Installation
Food Sanitation	Restaurant	493	1	157	493
	Ration Restaurant	1,163	0	249	1,163
	Tar Room	5,316	240	1,154	5,316
	Bakery	0	0	71	316
	Quick Lunch Shop	3,277	16	2,881	3,277
	Flour Mill	0	0	41	403
	Candy Factory	703	52	260	703
	Ice Plant	18	0	6	18
	Sake Plant Brewery	27	0	3	27
	Milk Plant				
	Cairy				
	Slaughter House				
	Meat Processing Plant				
	Fishery				
	Fish Processing Plant				
	Others				
	Total	10,997	309	4,822	11,716

DECLASSIFIED E.O. 12065 SECTION 3-402/NNDG NO. 775 013

Yokohama City
Sanitation

14 Feb 50

Typhus Control Emergency Measures

発疹チフス防止非常対策要綱

一、発疹チフスは遂に本市へも発生をみるに至り、今に於て徹底的に防止手段を講ずる必要がある

衛生局を直ちに発疹チフス蔓延防止本部とし平常事務を一時停止の上全機能を動員してこれに当り被害を最少に限定せねばならぬ

一、発疹チフス蔓延防止本部の組織

(一) 発疹チフス蔓延防止本部長は衛生局長とし各般の指揮監督に当る

(二) 本部長の下に左の各班を設け各課長を班長とし本部

DECLASSIFIED E.O. 12065 SECTION 3-402/NNDG NO. 775 013

3. 2. 本部長

本部長の指揮命令により班員を督励事務の完全を期すること

総務班　班長　管理課長

(イ) 予算経理物資に関すること
(ロ) 各班の連絡調整に関すること
(ハ) 他班に属しないこと

予防班　班長　予防課長

(イ) 発疹チフス患者の收容隔離及應急消毒に関すること
(ロ) 予防注射に関すること
(ハ) 記録に関すること
(ニ) 患者につき各方面の連絡に関すること

撒布班

DECLASSIFIED E.O. 12065 SECTION 3-402/NNDG NO. 775 013

(二)

(一) 班長 環境衛生係長

(イ) 虱の徹底駆除に関すること

(ロ) 虱保有者の徹底検索に関すること

(二) 検病班

班長 保健課長

(イ) 検病調査に上り容疑者の早期発見に関すること

(ロ) 予防接種の補助に関すること

三、従事員の勤務

本事業の従事員は非常態勢を記、識し命令ある場合は祭日休日晝夜の別なく出勤するものとする

四、本事業の目標

(一) 虱の徹底駆除

人虱の無いことによって発疹チフスは終熄せしむ