

COMPLIMENTS

OF

PETER SCHUTTLER

TS

2033

.S39

LIBRARY OF CONGRESS.

T S 2033
Chap. Copyright No.

Shelf. S 39

UNITED STATES OF AMERICA.




PETER SCHUTTLER'S

ILLUSTRATED

CATALOGUE AND PRICE LIST

OF

WAGONS,



15
9406

FARM, FREIGHT, SPRING AND PLANTATION.

Office, No. 45 WEST MONROE ST., CHICAGO, ILL.

PRICES SUBJECT TO CHANGES IN THE MARKET WITHOUT NOTICE.

Chicago
Donnelly, Gussotti & Lloyd, printers
1879

TS 2033
S39

ENTERED ACCORDING TO ACT OF CONGRESS, IN THE YEAR 1879, BY
PETER SCHUTTLER,
IN THE OFFICE OF THE LIBRARIAN OF CONGRESS AT WASHINGTON.

P R E F A C E.

During the past thirty-six years the highest praise has been awarded to the SCHUTTLE WAGON, and it has amply verified every commendation. Hence, we have now no need to make any explanations or apologies, nor is there necessity to proclaim its superior qualities, as the Wagon itself has told its own story, over and over again, on the great plains, and in every mining camp and hamlet throughout the entire West, from its earliest settlement to the present time.


With a confident reliance upon the well and widely known merits of the SCHUTTLE WAGON, and the enviable reputation its good qualities, careful workmanship, and honest material have deservedly earned, we place our Thirty-Seventh Annual Catalogue and Price List before the people, and ask a continuance of their generous patronage.

Respectfully,


PETER SCHUTTLE.

CHRISTOPH HOTZ.

Chicago, 1879.




DONNELLEY, GASSETTE & LOYD, PRINTERS,
CLARK AND ADAMS STS., CHICAGO.



INDEX.


ILLUSTRATIONS.		PRICE LISTS.	
View of Factory, - - - - -	7	Thimble Skein Farm Wagons, - - - - -	9
Farm Wagon with Schuttler Brake, - - - - -	8	Fixtures for Farm Wagons, - - - - -	11
" " " Joint Brake and Footboard, - - - - -	10	Iron Axle Farm Wagons, - - - - -	13
Iron Axle Running Gear, - - - - -	12	California Wagons, - - - - -	15
California Wagon, - - - - -	14	Wagons with Wrought Steel Skeins, - - - - -	17
Wagon with California Brake and High Seat, - - - - -	16	Freight Wagon Running Gears, - - - - -	19 & 21
Lead Freight Wagon, - - - - -	18	Freight Wagon Beds and Fixtures, - - - - -	23
Iron Axle Freight Wagon Running Gear, - - - - -	20	Ore or Quartz Wagons, - - - - -	25
Trail Freight Wagon, - - - - -	22	Log or Boiler Trucks, - - - - -	27
Ore or Quartz Wagon, - - - - -	24	Coal or Grain Wagons, - - - - -	29
Log or Boiler Truck, - - - - -	26	City Lumber Wagons, - - - - -	31
Coal or Grain Wagon, - - - - -	28	Complete Parts of Wagons, - - - - -	33
City Lumber Wagon, - - - - -	30	Seamless Thimble Skeins, - - - - -	35
Running Gear with Gear Brake, - - - - -	32	Dump Carts, - - - - -	37
Farm Wagon with California Brake, - - - - -	34	Half-Spring Market Wagons, - - - - -	39
Coal Cart, - - - - -	36	Scroll Spring Wagons, - - - - -	41
Half-Spring Market Wagon, - - - - -	38	Two-Spring " " " " " " " " - - - - -	43
Scroll Spring Wagon with Roller Brake, - - - - -	40	Scroll and Side Spring Wagons, - - - - -	45
Two-Spring Wagon, - - - - -	42	Three-Spring Wagons, with Two and Three Seats, - - - - -	47
Scroll and Side Spring Wagon, - - - - -	44	Four " " " " " " " " - - - - -	49
Three-Spring Wagon with Roller Brake, - - - - -	46	Fixtures for Spring Wagons, - - - - -	51
Four " " " " " " " " - - - - -	48	Instructions, - - - - -	52
" " " " Extension Top, - - - - -	50		





ESTABLISHED 1843.

Factory, North-East Corner Clinton and Monroe Streets. Office, 45 West Monroe Street.



Farm Wagon with Schuttler Brake.


THIMBLE SKEIN FARM WAGONS.

With Single Box, Whiffletrees, Doubletree, Neck Yoke, and Wrench.

Size of Skeins.	Size of Tires.	Dia. of Wheels.		DIMENSIONS OF BODY. OUTSIDE MEASURFS.				Capacity.	WEIGHT.		PRICE.	
		Front.	Hind.	Length.	Width.		Height.		Running Gear.	Wagon with Single Box	Runni'g Gear.	Wagon with Sin. Box
					Narrow Track.	Wide Track.						
2¼ x 6½	1⅛ x ¾	3ft. 8in.	4ft. 2in.	7ft. 6in	3ft. 2in.	3ft. 6in.	9 in.	900 lbs.	400 lbs.	500 lbs	\$61 00	\$67 00
2½ x 7½	1¼ x ½	3 " 8 "	4 " 4 "	8 " 6 "	3 " 2 "	3 " 6 "	10 "	1500 "	425 "	550 "	62 00	68 00
2¾ x 8	1¼ x ½	3 " 8 "	4 " 5 "	9 "	3 " 2 "	3 " 6 "	11 "	2000 "	450 "	575 "	63 00	70 00
3 x 9	1⅝ x ½	3 " 8 "	4 " 5 "	10 " 6 "	3 " 2 "	3 " 6 "	14 "	2500 "	500 "	650 "	64 00	72 00
3½ x 10	1½ x 9-16	3 " 8 "	4 " 5 "	10 " 9 "	3 " 2 "	3 " 6 "	16 "	3500 "	700 "	900 "	66 00	74 00
3¾ x 11	1⅞ x 9-16	3 " 8 "	4 " 5 "	10 " 9 "	3 " 2 "	3 " 6 "	16 "	4000 "	750 "	950 "	68 00	76 00
3¾ x 12	1¾ x ¾	3 " 9 "	4 " 8 "	10 " 9 "	3 " 2 "	3 " 6 "	16 "	5000 "	900 "	1100 "	72 00	80 00

WE MAKE NO CHARGES FOR CARTAGE.

Above prices refer to Wagons having our standard sizes of Tires. Parties wishing heavier Tires on their Wagons will add \$2.00 per quarter inch in width to the list price. For each additional eighth of an inch in thickness, add \$1.00 to the quoted price of the Wagons. All parts of our Wagons, including Wheels of corresponding sizes, are duplicates, and therefore interchangeable; hence, any part of a Wagon will fit the corresponding part in another of the same size.



Farm Wagon with Footboard and Joint Brake.


FIXTURES FOR FARM WAGONS.

Not Included in any List Price of Wagons.

6 or 7 inch Top Box ---	\$4 00	California Brake, 1 inch Roller-----	\$10 00
9 " " -----	4 50	" " 1 1/8 " " -----	12 00
10 " " -----	4 75	" " 1 1/4 " " -----	15 00
12 " " -----	5 00	Lock Chains, complete, each -----	1 50
15 " " -----	6 00	Stay Chains, including clips, etc.-----	2 00
Spring Seats, springs 1 1/2x28, two leaves --	5 00	Patent Pole Supporter-----	3 00
" " " 1 1/2x29, three " --	6 00	Half Springs, 2x4 leaves, per pair-----	9 00
Feed Box-----	2 00	" 2 1/4x5 " " -----	10 00
Joint Brake, patent or ordinary handle----	4 00	Spiral Bolster-Springs, per set-----	10 00
Schuttler " " " " ----	5 00	Shafts for 2 1/4, 2 1/2 and 2 3/4 Wagons-----	10 00
Gear Brake, 1 inch Roller, (see page 22)-	9 00	" 3, 3 1/4 and 3 1/2 " -----	12 00
" " 1 1/4 " " (" 22)-	10 00	Bows, with strips and bolts, per set-----	2 00

We make no extra charge for Footboards, Dump Endgates, Top Box Clamps, or Center Chains, when wanted on Wagons. 6, 7, 9 and 10 inch Top Boxes, to fit Footboards, kept constantly on hand.

IN ORDERING WAGONS, STATE PLAINLY WHAT FIXTURES ARE WANTED.



Iron Axle Running Gear.


IRON AXLE FARM WAGONS.

With Single Box, Whiffletrees, Doubletree, Neck Yoke, Wrench, and Staychains.

Size of Arms.	Size of Tires.	Diameter of Wheels.		DIMENSIONS OF BODY. OUTSIDE MEASURE.				Capacity.	WEIGHT.		PRICE.	
		Front.	Hind.	Length.	Width.		Depth.		Running Gear.	Wagon with Single Box.	Runni'g Gear.	Wagon with Sgle box
					Narrow Track.	Wide Track.						
1 $\frac{3}{8}$ x 8	1 $\frac{3}{8}$ x $\frac{1}{2}$	3ft.8in.	4ft.5in.	9 ft.	3ft.2in.	3ft.6in.	11 in.	2,000 lbs.	600 lbs.	725 lbs	\$70 00	\$78 00
1 $\frac{1}{2}$ x 9	1 $\frac{1}{2}$ x9-16	3 " 9 "	4 " 7 "	10 " 6in	3 " 2 "	3 " 6 "	14 "	3,000 "	750 "	975 "	72 00	80 00
1 $\frac{5}{8}$ x 9 $\frac{1}{2}$	1 $\frac{5}{8}$ x9-16	3 " 9 "	4 " 7 "	10 " 9 "	3 " 2 "	3 " 6 "	16 "	3,500 "	800 "	1,050 "	76 00	84 00
1 $\frac{3}{4}$ x 9 $\frac{1}{2}$	1 $\frac{5}{8}$ x $\frac{3}{8}$	3 " 9 "	4 " 7 "	10 " 9 "	3 " 2 "	3 " 6 "	16 "	4,000 "	850 "	1,100 "	80 00	88 00
2 x 10	1 $\frac{3}{4}$ x $\frac{3}{4}$	3 " 9 "	4 " 8 "	10 " 9 "	3 " 2 "	3 " 6 "	16 "	5,000 "	950 "	1,150 "	90 00	98 00
2 $\frac{1}{4}$ x 11	2 x $\frac{7}{8}$	3 " 9 "	4 " 10 "	12 "	3 " 2 "	3 " 9 "	16 "	7,000 "	1300 "	1,550 "	105 00	115 00

Fixtures for Iron Axle Wagons, same as Thimble Skein, see page 11.

All of our Iron Axles measure 1-8 inch more at the shoulder, than sizes named.



Wagon with California Rack Bed and Brake.

CALIFORNIA WAGONS.

Thimble Skein Axles.

Size of Skeins.	Size of Tires.		Diameter of Wheels.		DIMENSIONS OF RACK BED.				Size of Brake Rollers.	Capacity.	Weight of Complete Wagon.	PRICE.
	Front.	Hind.	Front.	Hind.	Length.	Width.	Height of Rack.	Height of Sideboard				
2 $\frac{3}{4}$ x 8	1 $\frac{3}{8}$ x $\frac{1}{2}$	1 $\frac{3}{8}$ x $\frac{1}{2}$	3 ft. 9 in.	4 ft. 7 in.	11 ft.	3ft.2in.	6 in.	12 in.	1 in.	2,000 lbs	950 lbs	\$100 00
3 x 9	1 $\frac{1}{2}$ x $\frac{1}{2}$	1 $\frac{1}{2}$ x $\frac{1}{2}$	3 " 9 "	4 " 7 "	11 "	3 " 2 "	6 "	12 "	1 $\frac{1}{8}$ "	2,500 "	1,025 "	105 00
3 $\frac{1}{4}$ x 10	2 x $\frac{1}{2}$	2 x $\frac{5}{8}$	3 " 9 "	4 " 7 "	12 "	3 " 2 "	7 "	15 "	1 $\frac{1}{4}$ "	3,500 "	1,275 "	110 00
3 $\frac{1}{2}$ x 11	2 x $\frac{5}{8}$	2 x $\frac{3}{4}$	3 " 9 "	4 " 7 "	12 "	3 " 2 "	7 "	15 "	1 $\frac{1}{4}$ "	4,000 "	1,375 "	115 00
3 $\frac{3}{4}$ x 12	2 $\frac{1}{4}$ x $\frac{5}{8}$	2 $\frac{1}{4}$ x $\frac{7}{8}$	3 " 9 "	4 " 8 "	14 "	3 " 2 "	8 "	15 "	1 $\frac{1}{4}$ "	5,000 "	1,525 "	125 00

Size of Arms.


Iron Axles.

1 $\frac{1}{2}$ x 9	1 $\frac{3}{4}$ x $\frac{1}{2}$	1 $\frac{3}{4}$ x $\frac{5}{8}$	3 ft. 9 in.	4 ft. 7 in.	11 ft.	3ft.2in.	6 in.	12 in.	1 $\frac{1}{8}$ in.	3,000 lbs	1,225 lbs	\$110 00
1 $\frac{5}{8}$ x 9 $\frac{1}{2}$	2 x $\frac{1}{2}$	2 x $\frac{5}{8}$	3 " 9 "	4 " 7 "	12 "	3 " 2 "	7 "	15 "	1 $\frac{1}{4}$ "	3,500 "	1,350 "	120 00
1 $\frac{3}{4}$ x 9 $\frac{1}{2}$	2 x $\frac{5}{8}$	2 x $\frac{3}{4}$	3 " 9 "	4 " 7 "	12 "	3 " 2 "	7 "	15 "	1 $\frac{1}{4}$ "	4,000 "	1,400 "	125 00
2 x 10	2 x $\frac{5}{8}$	2 x $\frac{3}{4}$	3 " 9 "	4 " 8 "	14 "	3 " 2 "	8 "	15 "	1 $\frac{1}{4}$ "	5,000 "	1,575 "	140 00
2 $\frac{1}{4}$ x 11	2 $\frac{1}{4}$ x $\frac{5}{8}$	2 $\frac{1}{4}$ x $\frac{7}{8}$	3 " 9 "	4 " 8 "	14 "	3 " 2 "	8 "	15 "	1 $\frac{1}{2}$ "	7,000 "	1,750 "	155 00

All Iron Axle Wagons measure $\frac{1}{8}$ in. larger at shoulder of arm than sizes named.

The above prices include Running Gear with Whiffletrees and Neck Yoke or Breast Chains, Stake Rack Bed, with high seat and tool-box, Roller Brake, Stay Chains, and Tire Rivets in Wheels.

11 ft. Rack Bed, with tool-box and Seat, \$22. 12 ft. Rack Bed, with tool-box and seat, \$25. 14 ft. Rack Bed, with tool-box and seat, \$30.



Wagon with California Brake and High Seat.


WAGONS WITH WROUGHT STEEL SKEINS.

These Skeins have Patent Adjustable Collars, with Oil Cups.


Size of Skeins.	Size of Tires.	Diam. of Wheels.		DIMENSIONS OF BODY. OUTSIDE MEASURES.				Capacity.	WEIGHT.		PRICE.	
		Front.	Hind.	Length.	Width.		Height.		Running Gear.	Wagon with Single Box	Runni'g Gear.	Wagon with Sin. Box
					Narrow Track.	Wide Track.						
2½ x 8	1½ x ½	3ft. 8in.	4ft. 5in.	9 feet.	3ft. 2in.	3ft. 6in.	11 in.	2,500 lbs.	460 lbs.	585 lbs.	\$70 00	\$77 00
3 x 9	1½ x ½	3 " 8 "	4 " 5 "	10ft 6in	3 " 2 "	3 " 6 "	14 "	3,000 "	525 "	675 "	72 00	80 00
3½ x 10	1¾ x ¾	3 " 9 "	4 " 7 "	10 " 9 "	3 " 2 "	3 " 6 "	16 "	4,000 "	725 "	925 "	74 00	82 00
3½ x 11	1¾ x ¾	3 " 9 "	4 " 7 "	10 " 9 "	3 " 2 "	3 " 6 "	16 "	5,000 "	800 "	1000 "	76 00	84 00
3¾ x 12	2 x ¾	3 " 9 "	4 " 10 "	10 " 9 "	3 " 2 "	3 " 6 "	16 "	6,000 "	950 "	1150 "	81 00	89 00

The above prices include Whiffletrees, Doubletree, Neck Yoke, Wrench, and Tire Rivets.

For Fixtures, see Page 11.



STEEL SKEIN, WITH PATENT ADJUSTABLE COLLAR AND OIL CUP.




Lead Freight Wagon.

FREIGHT WAGON RUNNING GEARS.
With Cast Iron or Wrought Steel Thimble Skeins.

Size of Skein.	Height of Wheels.		Size of Tires.		Capacity.		Weight of Gears.	Prices.	
	Front.	Hind.	Front.	Hind.	Cast Skein.	Steel Skein.		Cast Skein	Steel Sk'n
3½ x 11 inches....	3 ft. 9 in.	4 ft. 8 in.	1½ x ⅝	1½ x ¾	4,000 lbs.	5,000 lbs.	750 lbs.	\$ 72.00	\$ 80.00
	3 " 9 "	4 " 8 "	2 x ⅝	2 x ¾			800 "	74.00	82.00
	3 " 9 "	4 " 10 "	2¼ x ⅝	2¼ x ¾			850 "	76.00	84.00
3¾ x 12 inches....	3 ft 9 in.	4 ft. 9 in.	1¾ x ¾	1¾ x ⅞	5,000 lbs.	6,000 lbs.	900 lbs.	\$ 75.00	\$ 84.00
	3 " 9 "	4 " 10 "	2 x ¾	2 x ⅞			950 "	80.00	89.00
	3 " 9 "	4 " 10 "	2¼ x ¾	2¼ x ⅞			975 "	82.00	91.00
	4 "	5 "	2¼ x ¾	2¼ x ⅞			1,000 "	85.00	94.00
	4 "	5 "	2½ x ¾	2½ x ⅞			1,050 "	88.00	97.00
4 x 12 inches....	3 ft. 9 in.	4 ft. 8 in.	2 x ¾	2 x ⅞	6,000 lbs.	7,000 lbs.	1,050 lbs.	\$ 85.00	\$ 95.00
	3 " 9 "	4 " 10 "	2¼ x ¾	2¼ x ⅞			1,100 "	90.00	100.00
	4 "	5 "	2¼ x ⅞	2¼ x I			1,150 "	95.00	105.00
	4 "	5 "	2½ x ⅞	2½ x I			1,200 "	100.00	110.00
	4 " 4 "	5 " 4 "	2½ x ⅞	2½ x I			1,300 "	110.00	120.00
4¼ x 12 inches....	4 ft.	5 ft.	2¼ x ⅞	2¼ x I	8,000 lbs.	9,000 lbs.	1,500 lbs.	\$ 110.00	\$ 122.00
	4 "	5 "	2½ x ⅞	2½ x I			1,550 "	115.00	126.00
	4 " 4 in.	5 " 4 in.	2½ x ⅞	2½ x I			1,600 "	125.00	136.00
	4 " 6 "	5 " 8 "	3 x ⅞	3 x I			1,750 "	150.00	161.00
4½ x 12½ inches..	4 ft.	5 ft.	2½ x I	2½ x 1⅞	9,000 lbs.	10,000 lbs.	1,800 lbs.	\$ 135.00	\$ 150.00
	4 " 4 "	5 " 4 in.	2½ x I	2½ x 1⅞			1,900 "	140.00	155.00
	4 " 6 "	5 " 8 "	3 x I	3 x 1⅞			2,000 "	165.00	180.00
	4 " 10 "	6 "	3 x I	3 x 1⅞			2,100 "	185.00	200.00

Above prices include Staychains, Singletrees, Doubletree, Wrench, and Breast Chains (or Neck Yoke).




Iron Axle Freight Wagon Running Gear.

IRON AXLE FREIGHT WAGON RUNNING GEARS.

None but best Concord Axles used in the construction of these Wagons.

SIZE OF ARMS.	HEIGHT OF WHEELS.		SIZE OF TIRES.		Capacity.	Weight of Running Gear.	Price.
	Front.	Hind.	Front.	Hind.			
1 3/4 x 10 inches ----- }	3 ft. 9 in.	4 ft. 8 in.	1 3/4 x 5/8	1 3/4 x 3/4	} --4,000 lbs.	875 lbs.	\$35 00
	3 " 9 "	4 " 10 "	2 x 5/8	2 x 3/4		900 "	90 00
2 x 11 inches ----- }	3 ft. 9 in.	4 ft. 8 in.	2 x 3/4	2 x 7/8	} --5,000 lbs.	1,000 lbs.	\$100 00
	3 " 9 "	4 " 10 "	2 x 3/4	2 x 7/8		1,050 "	105 00
	4 "	5 "	2 1/4 x 3/4	2 1/4 x 7/8		1,150 "	110 00
	4 "	5 "	2 1/2 x 3/4	2 1/2 x 7/8		1,200 "	115 00
2 1/4 x 12 inches ----- }	3 ft. 9 in.	4 ft. 10 in.	2 1/4 x 7/8	2 1/4 x 1	} --7,000 lbs.	1,500 lbs.	\$115 00
	4 "	5 "	2 1/4 x 7/8	2 1/4 x 1		1,550 "	125 00
	4 "	5 "	2 1/2 x 7/8	2 1/2 x 1		1,580 "	130 00
	4 " 2 in.	5 " 2 in.	2 1/2 x 7/8	2 1/2 x 1		1,600 "	140 00
	4 " 4 "	5 " 4 "	2 1/2 x 7/8	2 1/2 x 1		1,625 "	150 00
2 1/2 x 12 1/2 inches ----- }	4 ft.	5 ft.	2 1/2 x 1	2 1/2 x 1 1/8	} --9,000 lbs.	1,800 "	\$180 00
	4 " 2 in.	5 " 2 in.	2 1/2 x 1	2 1/2 x 1 1/8		1,900 "	190 00
	4 " 4 "	5 " 4 "	2 1/2 x 1	2 1/2 x 1 1/8		1,900 "	200 00
	4 " 6 "	5 " 8 "	2 1/2 x 1	2 1/2 x 1 1/8		1,950 "	215 00
	4 " 6 "	5 " 8 "	3 x 1	3 x 1 1/8		2,000 "	225 00
2 3/4 x 13 inches ----- }	4 ft. 4 in.	5 ft. 4 in.	2 1/2 x 1	2 1/2 x 1 1/4	} --10,000 lbs.	2,000 lbs.	\$210 00
	4 " 4 "	5 " 4 "	3 x 1	3 x 1 1/4		2,050 "	220 00
	4 " 6 "	5 " 8 "	3 x 1	3 x 1 1/4		2,100 "	230 00
	4 " 10 "	6 "	3 x 1	3 x 1 1/4		2,200 "	250 00



Trail Freight Wagon with Patent Bent Tongue.


FREIGHT WAGON BEDS.
With Heavy Strapbolts, Sidebraces, and Centerchains.

Height.	Length.	Weight.	Price.	REMARKS.
35 inches.	11 feet.	350 lbs.	\$25.00	} For 3½ in. and 3¾ in. thimble skein and 2 in. iron axle gears—one brace in center.
38 "	12 "	400 "	28.00	
40 "	12 "	450 "	30.00	
45 "	12 "	500 "	36.00	} For 4 in. thimble skein, 3¾ in. steel skein, and 2¼ in. iron axle gears—one brace in center and one behind.
45 "	12 " 6 in	575 "	40.00	
48 "	12 " 6 "	700 "	43.00	} For 4 and 4¼ in. thimble skein, 3¾ and 4 in. steel skein, and 2¼ in. iron axle gears—one brace in center and one behind.
51 "	14 "	775 "	50.00	
56 "	14 "	850 "	55.00	} For 4¼ in. thimble skein, 4 in. steel skein, and 2½ in. iron axle gears—two braces in center and one behind.
60 "	15 "	950 "	60.00	

These beds for Wide Track Wagons are all 3 feet 9 inches wide outside.

FIXTURES FOR FREIGHT WAGONS.

	Price.		Price.
California Brake, 1¼ inch roller.....	\$15.00	Mess box	\$ 3.00
" " 1½ " "	20.00	Feed box	2 00
" " 1¾ " "	25 00	Large tool box	3.00
" " 2 " "	32. 0	Horn and bumper (improved pattern)	9.00
Rough lock, complete	10.00	" " " fastened to bolster	6.00
Heavy bows, 2½ in. wide, with 3 strips and bolts, 6 or 7 bows, per set	4.00	Lead chain, with drop link on pole.....	5.00
Heavy lock chain fastened to bottom and side.....	3.00	" rod, " " " " "	5.00
Patent pole supporter.....	3.00	Trail chain or coupling rod.....	5.00
Patent trail tongue.....	6.00	Lead bars or stretchers, per set.....	5.00
		Circle on front axle for lead chain.....	4.00



Bone & CHANDLER SO.

Ore or Quartz Wagon.

ORE OR QUARTZ WAGONS.

The Running Gears of these Wagons are the same as those quoted and described on pages 19 and 21. For Fixtures, see page 23.

ORE OR QUARTZ WAGON BEDS.


Including Spring Seat on Standards—Springs 1½ x 29 in.—3 Leaves, Oil Tempered.

Height.	Length.	Weight.		Price.		REMARKS.
		Softwood.	Hardwood	Softwood	Hardwood	
12 in.	11 ft.	400 lbs.	500 lbs.	\$28 00	\$32 00	For 3¾ Iron or Steel Skein and 2 in. Iron Axle Wagons.
14 "	11 "	500 "	600 "	30 00	34 00	For 3¾ Steel, 4 in. Iron Skein and 2¼ " "
16 "	12 "	650 "	750 "	33 00	38 00	For 4 in. Steel, 4¼ Iron Skein and 2½ " "

These Beds are all made of clear 1½ inch plank, heavily ironed, and all the parts on the hardwood beds are bolted together, making the strongest and most durable Bed that can be made for the purpose.

IN ORDERING WAGONS DO NOT FAIL TO STATE WHETHER WIDE OR NARROW TRACK IS WANTED.

Wide track is five feet, two inches ; narrow track, four feet eight inches, from outside to outside.



Log or Boiler Truck.

LOG OR BOILER TRUCKS.


Including Singletrees, Doubletree, Wrench, and Breast Chains (or Neck Yoke).

Size of Skeins.	Height of Wheels.		Size of Tires.	Capacity.		Weight.	Price.	
	Front.	Hind.		Iron Skein.	Steel Skein.		Iron Skein.	Steel Skein.
3 1/2 x 11 in.	3 ft. 4 in.	3 ft. 6 in.	2 1/2 x 1/2	4,000 lbs.	5,000 lbs.	780 lbs.	\$100 00	\$108 00
3 3/4 x 12 "	3 " 4 "	3 " 6 "	3 x 5/8	5,000 "	6,000 "	900 "	120 00	129 00
4 x 12 "	3 " 6 "	3 " 8 "	3 1/2 x 5/8	6,000 "	7,000 "	1,200 "	145 00	155 00
4 1/4 x 12 "	3 " 6 "	3 " 8 "	4 x 5/8	8,000 "	9,000 "	1,500 "	170 00	182 00
4 1/2 x 12 1/2 "	3 " 6 "	3 " 8 "	4 x 3/4	9,000 "	10,000 "	2,000 "	200 00	215 00
5 x 13 "	3 " 6 "	3 " 8 "	4 x 3/4	12,000 "		2,250 "	225 00	

These Trucks are constructed on a plan that is approved of by the most experienced lumbermen in the West. They have extension reaches with six feet sliding capacity,—the extremes being six and twelve feet. The bolsters are made with short stakes heavily ironed or movable iron rungs, as purchasers may desire. The front bolster is staid with chains so that it is always at right angles with the reach.

Every Wagon we make is warranted against any imperfection in material or workmanship.

In addressing us, please state your post-office, county, and State, or Territory, and write name plainly.




Coal or Grain Wagon.

COAL OR GRAIN WAGONS.

It would be very difficult to describe or make a regular price list of the great variety of Wagons that come under this head. We would therefore simply state that we manufacture them in all regular sizes of Thimble Skeins, iron Axles, and patent forged steel Skeins, with or without Reach, iron or steel Tires, Beds either of hard or soft wood, etc., etc.

We show on the opposite page a cut of our regular Coal or Grain Wagon, without Reach, which has become very popular and is recommended by all who have them in use. We will be pleased to make net prices on this class of Wagons upon receipt of proper specifications. In making these be sure to state whether wide or narrow track is wanted. Wide track is 5 feet 2 inches, and narrow track is 4 feet 8 inches, outside measurement.

Our experience in the Wagon business, extending over thirty-six years, enables us to fully comprehend the requirements of every climate, as well as the wants of the *freighter, farmer, planter*, and business man in our line of goods.



City Lumber Wagon.

CITY LUMBER WAGONS.


With Seamless Cast Iron or Patent Wrought Steel Thimble Skeins.

Size of Skeins.	Size of Tires.	Height of Wheels.		Capacities.		Weight of Gear.	Price.	
		Front.	Hind.	Iron Skein.	Steel Skein.		Iron Skein	Steel Sk'n.
3½ x 11 inches	1¾ x ¾	3 ft. 9 in.	4 ft. 8 in.	4,000 lbs.	5,000 lbs.	825 lbs	\$100.00	\$108.00
3¾ x 12 "	2 x 7/8	3 " 9 "	4 " 8 "	5,000 "	6,000 "	1,000 "	110.00	119.00
4 x 12 "	2¼ x 1	3 " 9 "	4 " 8 "	6,000 "	7,000 "	1,250 "	125 00	135.00
4¼ x 12 "	2½ x 1	3 " 9 "	4 " 8 "	8,000 "	9,000 "	1,675 "	140.00	152.00
4½ x 12½ "	2½ x 1½	3 " 9 "	4 " 8 "	9,000 "	10,000 "	1,900 "	160.00	175.00

The above prices include Singletrees, Doubletree, Neck Yoke, Wrench, Long Reach, and High Stakes.

These running gears are double braced, heavily ironed, and have every convenience for hauling lumber.


We make our Wagons to meet every requirement of the trade, stiff or falling tongues, wide or narrow track, etc., etc.



Running Gear with Gear Brake.

COMPLETE PARTS OF WAGONS, IRONED AND PAINTED.

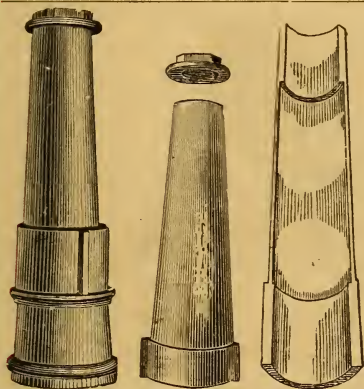
ARTICLE.	2½ in.	2¾ in.	3 in.	3¼ in.	3½ in.	3¾ in.	4 in.	4¼ in.	4½ in
Front Wheel } regular height	\$7.25	\$7.50	\$8.00	\$8.50	\$9.00	\$10.00	\$12.00	\$14.00	\$18.00
Hind Wheel } and tire	7.75	8.00	8.50	9.00	10.00	11.00	14.00	16.00	20.00
Pole	4.50	4.50	4.50	5.00	5.00	5.00	5.50	6.00	6.00
Neck Yoke.....	1.50	1.50	1.50	1.50	1.50	1.50	1.50	2.50	2.50
Single Tree.....	1.00	1.00	1.00	1.00	1.00	1.00	1.25	1.50	1.50
Double Tree.....	.75	.75	.75	.75	.75	.75	.75	1.50	1.50
Whiffletrees and N. Yoke. per set	4.00	4.00	4.00	4.00	4.00	4.00	5.00	7.00	7.00
Axle with Skeins and nuts	2.25	2.30	2.50	2.75	3.00	3.25	3.75	5.00	6.00
" " Steel Skeins and nuts		5.80	6.50	6.75	7.00	7.75	8.75	11.00	13.50
Bolster with Stakes.....	2.20	2.25	2.25	2.50	2.50	2.75	3.00	5.00	6.00
Reach (hounds on top).....		1.25	1.50	1.75	1.75	1.75	2.00	2.50	2.50
" " " " side).....	1.20	1.25	1.50	1.50	1.50	1.50	1.75	5.00	5.00
Bottom for Bed.....	2.25	2.50	2.75	3.00	3.00	3.00	3.50	6.00	6.00
Side " "	2.00	2.00	2.25	2.50	2.50	2.50	2.75	12.00	14.00
Front end gate for Bed	1.00	1.00	1.00	1.00	1.00	1.00	1.00	5.00	5.00
Hind " " " "75	.75	.75	.75	.75	.75	.75	2.50	2.50
Complete Bed.....	8.50	9.00	10.00	10.00	10.00	10.00	12.00	special	special
Side board of top Box.....	1.50	1.50	1.50	1.50	1.50	1.75	1.75	"	"
End " " " "50	.50	.50	.50	.50	.75	.75	"	"
Wrench50	.50	.50	.50	.50	.75	.75	1.00	1.00
King Bolt.....	.35	.35	.40	.50	.50	.75	.75	1.00	1.00



Farm Wagon with California Brake.


SCHUTTLE'S SEAMLESS THIMBLE SKEINS.

PRICE LIST.



Size.	Per Set, Complete.	Skein and Nut only, each	Boxes only, each	Nuts only, each
2¼ x 6½	\$2.00	40 cts.	20 cts.	20 cts.
2½ x 7½	2.15	40 "	20 "	20 "
2¾ x 8	2.40	45 "	25 "	20 "
3 x 9	3.00	55 "	30 "	25 "
3¼ x 10	3.40	60 "	35 "	25 "
3½ x 11	3.80	65 "	40 "	25 "
3¾ x 12	4.40	75 "	40 "	30 "
4 x 12	5.00	85 "	45 "	30 "
4¼ x 12	6.00	\$1.05	55 "	30 "
4½ x 12½	7.00	1.20	60 "	30 "
5 x 14	9.00	1.60	80 "	35 "

In ordering Skeins or Nuts, be sure to state whether *right* or *left* is wanted. No Skeins sold without Nuts.

**Coal Cart.**

DUMP CARTS.


Prices will be furnished upon application for Iron Axle or Thimble Skein Dump Carts manufactured after the most approved patterns, for the use of Farmers, Planters, Rail Road Contractors, Miners, Coal and Coke Dealers.

Our standard Carts are made in the most substantial manner, of thoroughly seasoned hard wood, including box, heavily ironed and neatly painted, with capacities for carrying from one to two tons.

Special kinds and styles will be made to order as per specifications that parties may furnish.

IN ORDERING CARTS BE SURE TO STATE WHETHER WIDE OR NARROW TRACK IS WANTED.

ALL WORK WARRANTED.



Half Spring Market Wagon.

HALF-SPRING MARKET WAGONS.


Size of Thimble Skein and arm of Iron Axle.	Size of Tires.	Height of Wheels.		Dimensions of Body.			Size of Half Springs.	Capacity.	Weight.	Price with 1 spring seat, no Cushion.
		Front.	Hind.	Length.	Width.	H'ght				
2¼ x 6½ skein	1⅛ x ¾	3 ft 8 in	4 ft 2 in	7 ft 6 in	3 ft 2 in	9 in	1¾ x 4 leaves	900 lbs	525 lbs	\$80.00
2½ x 7½ "	1¼ x ½	3 " 8 "	4 " 4 "	8 " 6 "	3 " 6 "	10 "	2 x 4 "	1,500 "	580 "	82.00
2¾ x 8 "	1¼ x ½	3 " 8 "	4 " 5 "	9 "	3 " 6 "	11 "	2¼ x 5 "	2,000 "	620 "	85.00
3 x 9 "	1¼ x ½	3 " 8 "	4 " 5 "	10 " 6 "	3 " 6 "	14 "	2¼ x 5 "	2,500 "	680 "	88.00
1¾ x 8 iron axle	1¾ x ½	3 " 8 "	4 " 5 "	9 "	3 " 6 "	11 "	2¼ x 5 "	2,000 "	630 "	93.00

The above prices include one Spring Seat, Pole, Singletrees, Doubletree, Neck Yoke, and Wrench, or Shafts complete. Drop Tailboard, with Side Braces, \$4.00 extra.

These Wagons can be used with or without the Half Springs.

Three and four spring Ambulances, Mail Wagons, and Passenger Wagons, made to order with any style top desired.

FOR FIXTURES, SEE PAGES 11 AND 51.



Scroll Spring Market Wagon with Roller Brake.

SCROLL SPRING WAGONS.


With Patent Corrugated Spring Supporter.

Size of Arms.	Size of Tires.	Height of Wheels		Dimensions of Body.			Size of Springs.	Capacity.	Weight.	Price with 1 Seat and Cushion.
		Front.	Hind.	Length	Width.	Height				
2½x6½ Thimble Sk'n	1½x½	3ft 8in	4ft 2in	7ft 2in	3ft 2in	9 in.	1½x5 leaves	900 lbs.	500 lbs.	\$85.00
2½x7½ " "	1¼x½	3" 8"	4" 2"	8"	3" 2"	11 "	2 x5 "	1,200 "	625 "	90.00
2¼x6½ Patent Ax'le	1¼x½	3" 8"	4" 2"	7" 2"	3" 2"	9 "	1¼x5 "	1,000 "	550 "	95.00
1¼x7½ Iron Axle.	1¼x½	3" 8"	4" 2"	8"	3" 2"	11 "	2 x5 "	1,500 "	650 "	100.00

The above quoted prices include Pole with Whiffletrees and Neck Yoke, and one seat, either with springs or on risers. The Body has a Wooden Dash and a drop Endgate, and is provided with Steps.
All our Springs are made of the very best cast steel, oil tempered and warranted.

FOR FIXTURES, SEE PAGE 51.

ALL WORK WARRANTED PERFECT.



Two Spring Wagon.

TWO SPRING WAGONS.


Size of Arms and Skeins.	Size of Tires.	Heights of Wheels.		Dimensions of Body.			Sizes of Springs.		Capacity.	Weight.	Price with two seats and cushions	
		Front.	Hind.	Length.	Width.	H'ht.	Front.	Hind.			Plain Wheels.	Sarven Wheels.
2¼x6½ Sk'n.	1⅛x¾	3ft.8in.	4ft.2in.	6ft. 6in.	3ft.2in.	8 in.	1½x4 lvs.	1½x5 lvs.	900 lbs.	500 lbs.	\$90.00	
2½x7½ "	1¼x½	3 " 8 "	4 " 2 "	6 " 10 "	3 " 2 "	8 "	1¾x4 "	1¾x5 "	1200 "	600 "	95.00	
1⅝x7 Iron axle	1⅛x¾	3 " 8 "	4 " 2 "	6 " 6 "	3 " 2 "	8 "	1½x4 "	1½x5 "	1000 "	550 "	95.00	\$100.00
1¼x7½ "	1¼x½	3 " 8 "	4 " 2 "	6 " 10 "	3 " 2 "	9 "	1¾x4 "	1¾x5 "	1500 "	650 "	100.00	105.00

The above quoted prices include Pole, with Whiffletrees, Doubletree, Neckyoke and Wrench.

The body has a bent wooden Dash, drop End Gate, Steps, etc., complete.

All Springs used in the construction of our wagons are made of the very best Swede steel, oil tempered.

FOR FIXTURES SEE PAGE 51.



Scroll and Side Spring Wagon.

SCROLL AND SIDE SPRING WAGONS.


With Patent Corrugated Spring Supporter.


Size of Arms.	Size of Tires	Height of Wheels		Dimensions of Body.			Size of Springs.		Capacity.	Weight	Price with two Seats & Cushions	
		Front.	Hind.	Length.	Width.	Height.	Side.	End.			Plain Wheel.	Sarven Wheel.
2½x6½ Pat Axle	1½x½	3ft 8in	4ft 2in	7ft 6in	3ft 2in	9 in.	1½x5 leav	1½x3 leav	1,000 lbs.	600lbs.	\$122.00	-----
1¼x7½ Iron "	1¼x½	3 " 8 "	4 " 2 "	7 " 6 "	3 " 2 "	9 "	1½x5 "	1½x4 "	1,500 "	700 "	\$130.00	\$135.00

Prices above quoted include Pole with Whiffletrees, Doubletree, and Neckyoke and two seats, one of them with Lazyback.

The Bodies have Leather Dashes with Whip Sockets and a Drop Endgate, and are provided with Steps.

FIXTURES FOR THESE WAGONS ARE SAME AS PAGE 51.

 We use half patent axles made of the best hammered iron.
Our Springs are Oil tempered and made of the best quality of Cast Steel.



Three Spring Wagon with Roller Brake.

THREE SPRING WAGONS.—WITH TWO SEATS.

With Pole, Singletrees, Doubletree, Neckyoke, Wrench, and two Seats—one with Lazy Back.

Size of Arms.	Size of Tires	Heights of Wheels.		Dimensions of Body.			Sizes of Springs.		Capacity.	W'ght	Price with two seats & cushions.	
		Front.	Hind.	Length.	Width.	Height.	Front.	Hind.			Plain Wheels	Sarven Wheels
2¼x6½ Thimble Skein.	1½x¾	3 ft. 8 in.	4 ft. 2 in.	7 ft. in.	3 ft. 2 in.	9 in.	1½x5 lvs	1¾x4 lvs	900 lbs.	500 lbs	\$110.00	
1½x7 Iron Axle.	1½x¾	3 " 8 "	4 " 2 "	7 " "	3 " 2 "	9 "	1½x5 "	1¾x4 "	1000 "	550 "	125.00	\$130.00
1¼x7½ " "	1¼x½	3 " 8 "	4 " 2 "	7 " "	3 " 2 "	9 "	1¾x5 "	1½x4 "	1500 "	650 "	130.00	135.00
1¾x8 " "	1¾x½	3 " 8 "	4 " 2 "	7 " 4 "	3 " 4 "	10 "	2 x 5 "	1¾x4 "	2000 "	750 "	145.00	155.00
1½x9 " "	1½x½	3 " 8 "	4 " 2 "	7 " 4 "	3 " 4 "	10 "	2 x 6 "	1¾x5 "	2500 "	800 "	165.00	175.00


THREE SPRING WAGONS.—WITH THREE SEATS.

Two of the Seats with Lazy Backs. Otherwise same as above.

Size of Arms.	Size of Tires	Heights of Wheels.		Dimensions of Body.			Sizes of Springs.		Capacity.	Weight.	Price with three seats & cushions.	
		Front.	Hind.	Length	Width.	Height.	Front.	Hind.			Plain Wheels	Sarven Wheels
1¾x8 Iron Axle.	1¾x½	3 ft. 8 in.	4 ft. 2 in.	7 ft. 4 in.	3 ft. 4 in.	10 in.	2x5 lvs.	1¾x4 lvs.	2000 lbs.	800 lbs.	\$165.00	\$175.00
1½x9 " "	1½x½	3 " 8 "	4 " 2 "	7 " 4 "	3 " 4 "	10 "	2x6 "	1¾x5 "	2500 "	850 "	190.00	200.00

Above wagons have fine leather Dashes, Whip Sockets, Steps and drop Endgates.

FOR FIXTURES SEE PAGE 51.



Four Spring Wagon with Roller Brake.

FOUR SPRING WAGONS.

With Oval Edge Steel Tires, Full Lazy Backs, Leather Dashes, Whip Sockets, etc., etc.
WITH EQUALIZERS, \$5.00 EXTRA.

SIZE OF ARMS.	Size of Tires	Height of Wheels.		DIMENSIONS OF BODY.			SIZES OF SPRINGS.			Capacity.	Weight.	PRICE WITH TWO SEATS.	
		Front.	Hind.	Length.	Width.	Height.	Front.	Hind.	Side.			Plain Wheels.	Sarven Patent Wheels.
1 1/8 x 7 Iron Axles	1 1/8 x 3/8	3 ft. 8 in.	4 ft. 2 in.	6 ft. 10 in.	3 ft. 2 in.	8 in.	1 3/8 x 3 lvs	1 3/8 x 4 lvs	1 3/4 x 5 lvs	1,000 lbs	550 lbs	\$160 00	\$165 00
1 1/4 x 7 1/2 "	1 1/4 x 1/2	3 " 8 "	4 " 2 "	6 " 10 "	3 " 2 "	8 "	1 1/2 x 3 "	1 1/2 x 4 "	1 3/4 x 5 "	1,500 lbs	700 "	170 00	175 00
1 3/8 x 8 "	1 3/8 x 1/2	3 " 8 "	4 " 2 "	7 " —	3 " 2 "	9 "	1 1/2 x 4 "	1 1/2 x 5 "	1 3/4 x 6 "	2,000 lbs	800 "	190 00	200 00

FOUR SPRING WAGONS.

With Three Seats, Made and Finished Same as Above. Prices Include Equalizers.

SIZE OF ARMS.	Size of Tires.	Height of Wheels.		DIMENSIONS OF BODY.			SIZES OF SPRINGS.			Capacity.	Weight.	PRICE.	
		Front.	Hind.	Length.	Width.	Height.	Front.	Hind.	Side.			Plain Wheels.	Sarven Patent Wheels.
1 3/8 x 8 Iron Axle	1 3/8 x 7-16	3 ft. 8 in.	4 ft. 2 in.	8 ft. 6 in.	3 ft. 2 in.	9 in.	1 1/2 x 5 lvs	1 1/2 x 6 lvs	2 x 7 lvs	2,000 lbs	850 lbs	\$225 00	\$235 00
1 1/2 x 9 "	1 1/2 x 7-16	3 " 8 "	4 " 2 "	8 " 6 "	3 " 2 "	9 "	1 3/4 x 5 "	1 3/4 x 6 "	2 x 7 "	2,500 lbs	900 "	250 00	260 00

The above lists include Pole, Singletrees, Doubletree, Neckyoke, and Wrench. Brakes can be attached with Foot Lever inside of box, or Hand Lever and Ratchet outside—as desired.

These Wagons are very strong and durable, highly finished, and especially adapted for use in mountainous countries.

FOR FIXTURES, SEE PAGE 51.



Four Spring Wagon, with Extension Top.

EXTRAS AND FIXTURES FOR SPRING WAGONS,
 Not included in any of the foregoing Lists.

Leather Extension Top, six bows, cloth head lining, rubber flock side curtains, bows painted and varnished	\$120 00
Extension Top, leather quarters and back, roof enamel duck, otherwise same as above	100 00
Enamel Duck Extension Top—bows, head lining, etc., same as leather top	80 00
“ “ “ “ No head lining, otherwise same as leather top.....	68 00
White Duck Extension Top—bows, head lining, etc., same as leather top	80 00
“ “ “ “ No head lining, otherwise same as leather top	68 00
Calash Leather Top, cloth head lining, etc., same as leather extension top.....	95 00
“ Enamel Cloth Top, cloth head lining, etc., same as leather extension top.....	65 00
Stationary White Duck Top, rolling side curtains, no head lining	50 00

The Shifting Rails and all other irons used in the construction of these Tops are orged out of the very best Swedes iron.

Untrimmed Seat	\$6 00	1 inch Roller Brake	\$10 00
“ “ with lazy back.....	8 00	1½ “ “	12 00
Seat with full leather, lazy back, no cushion.....	15 00	Pole, Whiffletrees, and Neck Yoke, complete.....	16 00
“ “ half “ “ “ “	12 00	Shafts.....	12 00
“ “ full enamel duck, lazy back, no cushion.....	10 00	Doubletree	1 50
“ “ half “ “ “ “ “	8 50	Whiffletrees, each	1 50
“ “ full corduroy, lazy back, no cushion.....	12 00	Neck Yoke	2 00
“ “ half “ “ “ “ “	9 00	Wrench	50
Leather Cushion	7 00	Express Bows	2 00
Enamel Duck Cushion	3 00	Leather Dash	6 00
Corduroy Cushion.....	5 00	Patent Bow Fasteners, for four bows	1 00

INSTRUCTIONS.

The Wagons described in this Catalogue are made after our standard patterns and specifications, a full supply of which can always be found at our Warehouse.

EXTRA SIZES AND KINDS OF WAGONS MADE TO ORDER ON SHORT NOTICE.

The Prices quoted are for Wagons delivered on board the cars at Chicago.

In ordering Wagons, state plainly what Fixtures are required, and whether Wide or Narrow Track is wanted.


Wide Track, 5 feet 2 inches, outside to outside. Narrow Track, 4 feet 8 inches, same measurement.

PRICES SUBJECT TO CHANGE WITHOUT NOTIFICATION.

















LIBRARY OF CONGRESS



0 021 470 385 3.