



CA20N
CC 800

V37
C.2

REPORT
Births, Marriages, and Deaths
ONTARIO
1904





REPORT

RELATING TO THE REGISTRATION OF

Births, Marriages and Deaths

IN THE

Province of Ontario

FOR THE

Year Ending 31st December,

1904.

PRINTED BY ORDER OF
THE LEGISLATIVE ASSEMBLY OF ONTARIO



TORONTO :

Printed and Published by L. K. CAMERON, Printer to the King's Most Excellent Majesty.

1906.



WARWICK BRO'S & RUTTER, LIMITED, PRINTERS
TORONTO

LETTER OF TRANSMISSION.

TO HIS HONOUR W. MORTIMER CLARK,

Lieutenant-Governor of the Province of Ontario.

MAY IT PLEASE YOUR HONOUR,—

• I herewith beg to present for your consideration the Thirty-fifth Annual Report of the Registrar-General, relating to the registration of births, marriages and deaths in the Province of Ontario during the year 1904.

Respectfully submitted,

W. J. HANNA,

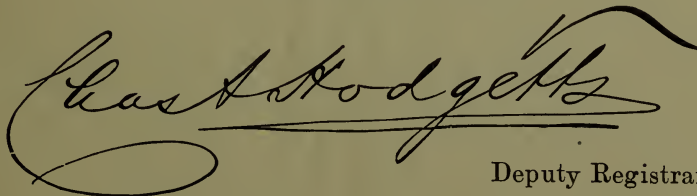
Registrar-General of Ontario.

SIR,—I have the honor to submit for your approval and submission to His Honor, The Honourable William Mortimer Clark, Esquire, Lieutenant-Governor of Ontario, the Thirty-fifth Annual Report made in conformity with and under The Act respecting the Registration of Births, Marriages and Deaths in the Province of Ontario for the year ending December thirty-first, 1904.

I have the honor to be,

Sir,

Your obedient servant,

A handwritten signature in cursive script, reading "Charles Rodgett". The signature is written in dark ink and is positioned above a horizontal line. The signature is written in a fluid, connected style with a large initial "C" and a long, sweeping underline.

Deputy Registrar-General.

HON. W. J. HANNA,
Registrar-General of Ontario.

REPORT
TO
The Honourable W. J. Hanna,
Registrar-General of the Province of Ontario.

(1904)

BEING THE THIRTY-FIFTH ANNUAL REPORT.

SIR,—I have the honor to submit to you the following Report on the estimated population, and on the births, marriages and deaths registered in the Province of Ontario during the year 1904.

POPULATION.

Following the practice adopted in the report of last year, the population of the Province is estimated by geometrical progression. Estimated in this manner the population amounted to 2,203,968. The population of the cities of the Province has been computed separately this year upon geometrical progression as based on the census returns of the year 1901, and while thus estimated there is apparently a greater increase in this group than that estimated for the Province as a whole, yet the figures here given are more accurate than if the total increase was divided or apportioned to them. This increase of the population of the cities is not due so much to a birth increase as it is to an influx of population from the rural municipalities, yet for purposes of estimating the birth, death and marriage rates, these figures will give rates more accurate than under the method heretofore adopted.

BIRTHS.

The tables referred to in this paragraph are Nos. 1, 2, 3, 4, 5 and 6.

During the year 1904 there were registered 50,265 births, (including still births) being male and female infants which represents a birth rate of 22.8 per 1,000 of the population (Table 1), which is an increase of 0.7 per thousand over the preceding year and 1.1 per thousand over the registration of the year 1902. Although this birth rate is not as high as that of the Province of Quebec, yet must be considered satisfactory owing to the fact that a constant drain is taking place of young men of a marriagable age to the western provinces of the Dominion, where ultimately they settle down and marry thus materially reducing the numbers of that class of the population upon which an increase is dependent. The older couples; those who have passed the child-bearing period of life being left in Ontario, and considering further that it is not "the fashion" of the present day to have a family of more than one or two, the returns for 1904 must be looked upon as comparatively satisfactory, and we may feel thankful that the desire for the comforts and pleasures of a married life free from all "encumbrances" apparently is not making rapid headway in the community, and there are those

in our midst possessed with a due sense of their responsibility to the state and the benefits to be derived from a course of non interference with the laws of nature.

Births by Counties.—The returns of the forty-four counties will be found in Table No. 1. Of these, 33 show an increase over the returns of the preceding year—those with an increase of one hundred and over being, Bruce, 108; Essex, 117; Middlesex, 114; Northumberland and Durham, 111; Ontario, 189; Peterboro, 103; Thunder Bay 114; Wentworth, 149, and York, 344.

There still continue decreases in the births in the counties of Lanark, Prince Edward and Victoria, all three of which showed a decrease in 1903, but in the newer districts of the province, the birth returns show an increase over the preceding year, particularly is this the case in Thunder Bay District.

The seemingly high birth rates of Algoma, Haliburton, Nipissing, Parry Sound and Thunder Bay are no doubt due to the fact that the population figures are too low, many settlers having gone into these districts since the taking of the last Dominion Census.

Births in Cities.—The returns of the cities will be found in Table No. 2. These show a steady increase; this however may be more apparent than real from the fact the increase in population is often greater than that estimated and consequently the birth rate given is too high. Only in four cities was there a decrease in the number of births registered, viz.: Brantford, Windsor, Chatham and Woodstock.

Births in Towns of over 3,000 population.—This table, No. 3, is slightly altered from that of previous years, in that only those towns with a population of 3,000 and over are given—the 33 towns have an estimated population of 190,536—and the birth rate is 25.1 per thousand of the population or 2.3 per thousand in excess of the average for the province, and 1.9 in excess of the city group. The abnormal rate in some of these towns can be accounted for by an increase in population over that estimated, particularly in the case of the towns of Fort William, Peterboro and Port Arthur where the growth has been abnormal. The decrease of births in some of the towns is due to a movement of population consequent on changed commercial conditions, and is particularly noticeable in the case of Sault Ste. Marie.

Attention is again drawn to the fact that the birth rate in the rural districts is below the average for the province, the difference being the same as in 1903.

Births by Sexes and Months, &c., (Tables 4, 5 and 6).—The proportion of male births to female births has fallen from 105.8 in 1903 to 104.5 in the present year to 100 female births.

The month of November is that in which the fewest number of births occur whilst the maximum is reached in the month of May.

The number of twin births registered during the year has been 57 in excess of the number registered in 1903 and 26 more than in 1902, while of triplets 7 occurred during the year.

Births of Illegitimates.—The number of infants born out of wedlock numbered 798 or 15.8 in every 1,000 births registered. The total increase over 1903 being 16.

MARRIAGES.

The tables referred to in this paragraph are Nos. 1, 2, 3, 7 and 8.

During the year 1904 there were registered 19,789 marriages, being 41 less than were recorded in the preceding year and equal to a rate of 8.9

per thousand of the estimated population, a rate which corresponds very closely to that of 1903 in which there had been a marked increase in marriages over the immediate preceding years.

The figures show that the rate of 1903 has been maintained. Of the total number of marriages, viz., 19,789, there were registered in the cities 6,618 or 33.4 per cent. 2,545 or 12.8 per cent. in the towns and the remainder 53.6 per cent. in the rural districts.

Marriages in Cities.—The returns for the cities were only 18 in excess of those registered in 1903. The rate per thousand of the population being 13.3 per thousand, or 4.4 per thousand in excess of the average for the whole province. The abnormal number of marriages registered in Windsor has again to be noticed—993 or 79.4 per thousand of the population—being greatly in excess of the returns of any other city or town.

Marriages in Towns.—The figures as given under this group of municipalities show that there has been an increase in marriages of 198 over the year 1903, and the rate is the same as the provincial average, 13.3. The most marked increases were those of Lindsay 41, and Peterborough 51. Of the decrease 78 in the town of Sault Ste. Marie is quite noticeable and is no doubt due to the financial difficulties of the most prominent industry, causing many to seek employment elsewhere.

Marriages by Months.—Fashion as well possibly as convenience still makes the leafy months of June dominant as that in which most marriages occur, indeed judging by the returns it is more popular than ever, while May still maintains the position at the foot of the list.

In grouping the returns by quarters it will be noticed that no change has occurred, and a preponderance of marriages take place in the last quarter of the year.

Marriages by Denominations.—A comparison with the returns for the year 1903, will show that no change has taken place in the order of precedence of the Religious Denominations as regards the number of persons of each sect married during 1904. The order being Methodists, Presbyterians, Church of England and Roman Catholic.

DEATHS.

The tables referred to in this chapter are Nos. 1, 2, 3, 9, 10, 11, 12, 13, 14, 15.

The total number of deaths registered from all causes for the province was 30,920. divided as follows among the groups of municipalities:

Cities	8,742
Towns over 3,000 populations	3,364
Townships, including smaller incorporated towns and villages	19,284

The death rate for the province being 14.1 per thousand of the population, an increase of 0.7 per thousand over the rate for the year 1903.

The counties with a higher mortality rate than the average are, Carleton, Frontenac, Leeds and Grenville, Lincoln, Middlesex, Nipissing, Norfolk, Oxford, Perth, Peterboro, Prescott and Russell, Thunder Bay, Welland, Wentworth and York.

The lowest death rate recorded in that of Rainy River District, 10.8 per thousand, while the following counties follow very closely, viz., Grey and Lennox and Addington, 11.1 each. Huron, 11.3, Waterloo 11.5 and Algoma 11.8 per thousand. It will be noted that the death rate for the Rainy River District has increased from 7.9 in 1903 to 10.8, and a study of these returns confirms the theory advanced in the former report that the returns were incomplete.

Death in Cities.—Possibly the accuracy of the returns of the cities, together with the fact that the hospitals located therein for the care of the sick are made use of by the residents of the surrounding districts and the deaths which happen in these institutions are registered in the cities in which they take place, account in a great measure for the marked difference in the mortality of the cities as compared with the province generally. Added to these facts it must be remembered that the rapid growth of many of our cities leads to false deductions as regards birth and death rates, from the fact that our calculations are based on populations below those which actually exist. Taking these facts therefore into account we may safely consider that our cities are no worse than many of those to be found to the south of the boundary line, and considering the risks to life incident upon a city life that the cities of Ontario offer no particular dangers to this class of our population.

Deaths in Towns of 3,000 and over.—This table is slightly different from the former ones in that only towns with a minimum population of 3,000 are enumerated. The table comprises thirty-three towns with an estimated population of 190,536, the death rate being 11.8 per thousand, or 2.3 per thousand less than the provincial average. The municipality in this group with the lowest death rate is Goderich, where in a population of 4,196 only 46 deaths were reported, which is equalivant, to a death rate, of only 10.9 per thousand, which is lower than that recorded in 1903, viz., 13.8. It will be seen that there was a decrease of 12 in the number of deaths over the preceding year, in which year was an increase of 9 over that of 1902. This town is situated in the County of Huron, on the shores of Lake Huron at an altitude of 729 feet above the sea; of the 46 deaths, 5 were those of stillborn children which leaves 41 to be accounted for. Of this number 6 were under 6 months at the time of death, and of the remaining 35, the average age at death was 56, one being of the age of 92, 4 over 80 and 8 of years ranging from 70-80. Tuberculosis claims two—one aged 16 and the other 32.

The apparently high death rates of Fort William, 33.2; Port Arthur, 38.5; Toronto Junction, 38.5, are to be accounted for by the estimated population being largely below the actual population, and in the case of Fort William the increase is also due to the presence of enteric fever there for some time, also to the fact that deaths occur in the hospitals of the two former towns amongst patients brought there for treatment from the surrounding district which is largely unorganized, as well as from the construction camps in the immediate vicinity.

The rate of 28.3 in the town of Hawkesbury corresponds with the high birth rate, and is due to the increased infantile mortality; of the 119 deaths, eleven were stillbirths, and of the remaining 108, 49 or 45.3 per cent. were infants of one year and under, and 18, or 16.6 per cent., were under 10 years of age, while at the other end of the age group, 12 deaths, or 11.1 per cent. were of persons over 70 years of age, the remaining 27 per cent. being between the ages of 20 and 70 as follows: Under 20, 2; under 30, 7; under 40, 8; under 50, 3; under 60, 8; with one who died of consumption whose age is not given. It will thus be seen that in this town alone there is much to be done along the line of the education of the parents, particularly the mothers, in the care and raising of infants, for many of the 49 deaths under one year I am certain could have been prevented if the parents had only known how to rear their babies.

Deaths in Counties during last ten years.—In table No. 9 will be found the average death rate of each county for the past ten years together with

the death rate of each of the years since 1895. The average for the ten years is 12.5 per thousand which has been exceeded in 1897, 1899, 1900, 1901, 1902, 1903 and 1904, while making all due allowance for incompleteness of the returns of the early years of the decade yet I am of the opinion that the present average is too low, and the figures will gradually rise until the average of 1901, viz., 13.1 per thousand which was the census year will be exceeded. It will be seen that those counties in which are included the returns of the larger cities of the province, viz.: York. Wentworth. Carleton, Middlesex and Frontenac show a gradual upward trend in the yearly average rates. York having increased in the ten years from 13.2 per thousand in 1895 to 17.9, and Wentworth from 12.7 to 16.7, while Middlesex has increased from 9.6 to 15.2 and Frontenac from 11.2 to 14.2 per thousand in the same period of time. These counties show but slight change if any over the death rate recorded in the year 1895—for instance the following shows the rate in the former year and the average for the ten years.

County.	Percentage for 1895.	Average for ten years.
Brant	12.1	12.1
Elgin	10.2	10.9
Essex	12.0	12.7
Haliburton	10.7	10.8
Lincoln	13.1	13.7
Waterloo	10.1	10.9

These are counties in which the returns have been accurately made during the period, while on the other hand a study of the table will show the progress made in securing accurate returns as indicated by the figures.

Deaths by Age Groups.—To permit of comparison of the number of deaths at each of the several age groups, the table as submitted last year is again given with the addition of the figures for the year 1904.

Table of Deaths by Age Periods, 1897 to 1904, inclusive.

—	0-1	1-4	5-9	10-14	15-19	20-24	25-29	30-39	40-49	50-59	60-69	70-79	80 and over	Not given	Total.
1897.....	6,185	2,221	806	636	944	1,139	1,192	1,913	1,703	1,833	2,582	3,587	2,707	183	27,633
1898.....	5,976	1,992	761	518	830	1,072	1,013	1,790	1,631	1,865	2,713	3,429	2,635	143	26,370
1899.....	6,342	1,910	762	569	909	1,172	1,049	1,853	1,753	2,926	2,854	4,142	3,122	144	28,607
1900.....	5,174	1,989	803	563	941	1,257	1,083	1,908	1,819	1,937	2,949	3,825	3,099	164	29,494
1901.....	6,543	1,854	816	571	897	1,182	1,009	1,993	1,908	2,135	3,036	4,051	3,386	186	29,608
1902.....	6,003	1,984	826	571	791	1,078	937	1,941	1,927	1,785	2,916	3,636	3,035	264	27,864
1903.....	6,700	1,934	874	654	888	1,129	1,084	1,926	1,890	2,134	2,979	3,984	3,280	218	29,644
1904.....	6,907	1,612	655	552	865	1,205	1,188	2,025	2,033	2,254	3,280	4,518	3,911	285	30,290
Average..	6,228	1,937	787	579	883	1,154	1,069	1,918	1,831	2,107	2,913	3,896	3,146	198	28,688

The total number of deaths for year was in excess of those registered in 1903 by 1,646. Of this increase, 207 were infants under one year of age, the chief increases were in the three age groups between 60 and 80 and over, no less than 89 per cent. of the total increase being in these aged persons, and the majority of these deaths were of persons of 80 and over, clearly indicating that there was in this year some reason for this mortality, while on the other hand the decreases were in the age groups from 1 year to under 20, the chief decrease being those persons of the ages under five and from 5 to 9, the groups influenced mostly by epidemic diseases.

Nativity.—The birthplace of 8,773 or 28.3 per cent. of those who died during the year is given as "foreign" and of this number 2,506 or 28.6 per cent. died as infants having only recently arrived from foreign countries, or

succumbed to the diseases incident to old age. The following are the figures in this connection taken from the returns of the past eight years as showing the relationship between the deaths of native and foreign born.

Year.	Total deaths.	Canadian born.	Foreign born.	Not given.
1897.....	27,633	19,610	7,675	348
1898.....	26,370	18,276	7,636	458
1899.....	28,607	19,644	8,509	454
1900.....	29,494	20,877	8,063	554
1901.....	29,608	20,788	8,245	575
1902.....	27,864	19,569	7,741	554
1903.....	29,664	21,039	8,135	490
1904.....	31,290	21,901	8,773	616

Social Conditions.—The number of married persons dying in the year was 49.9 per cent. being an increase 3 per cent. over those of the previous year, while 45.9 per cent. were unmarried. The remainder being returned as “not stated.”

Deaths by Months.—As is usually the case in the month of June the smallest number of deaths is recorded while the maximim was reached in the month of March. And during the first quarter in the year 28.5 per cent. of the total number of deaths were registered, the minimum number being in the third quarter of the year. Considering the deaths by groups it will be found that the majority of deaths from communicable diseases occurred in the month of January, and the minimum during the month of school vacation, viz., July. To diseases of the nervous system were attributed the maximum number of deaths in the month of March, the minimum occurred deaths from diseases of the circulatory system, and the minimum in July, while diseases of the respiratory system were more fatal in the month of February, 476. The lowest number of deaths being recorded in August, viz., 85. In which month, however, the maximum number of deaths were reported as due to diseases of the digestive system, the minimum in November. The deaths due to accidents were more numerous in the months of July and August, corresponding with the holiday season, when boating and bathing are generally indulged in.

A study of the groups of diseases as adopted some years ago in accordance with an understanding arrived at with the representative of the boards of health, as well as with the federal authorities of the United States, shows that in the first group “Communicable Diseases” there are omitted several which might justly be now classed under this head, viz.: Pyaemia, septicaemia, malarial fever, tuberculosis, syphilis and epidemic cerebrospinal meningitis, for undoubtedly all of these diseases may justly be classed as “Communicable,” the specific infection being communicated to the persons dying of them, and all of which it is well known are “preventible.” To this group may very probably in the near future be added “cancer,” pneumonia, and some forms of dysentery and diarrhoea. Mere reference is here made to the subject in order to indicate the incompleteness of the present arrangement and the direction in which future rearrangement in the classification will possibly be made. Great assistance in the work will undoubtedly be derived from the bacteriological study of diseases.

At the present time it does seem strange to classify, alcoholism, diabetes and gout with tuberculosis, syphilis, and malarial fever, or even cancer,

under the head of "general diseases." However, to permit of ready comparison with other similar reports of vital statistics on this continent no change has been made to that agreed upon.

A Summary of the causes of Death.—In considering the causes of deaths it is found that 1,730 deaths were due to infectious or contagious diseases apart altogether from the deaths caused by tuberculosis and scrofula, which numbered 2,877.

The most fatal of the diseases in this group was diphtheria, 35.1 per cent. of the deaths in this group, being from this alone. The next in order was typhoid fever, with 27.8 per cent., and influenza, 19.1 per cent. Consequent upon the measures taken by local health authorities to prevent the spread of scarlet fever, which in 1903 had been prevalent and which caused 580 deaths in that year, the progress of scarlet fever was very much curtailed in 1904 and the diminished number of deaths, viz., 163, may be largely attributable to this cause, although in some districts of the province the mild character of the disease helped to bring about the improvement in the mortality rate.

The distribution of this class of diseases as shown by the death returns is most interesting. Peel County was apparently the only one free from that now common disease, typhoid fever, while the largest number of deaths were reported in York county, 56 of the 81, however, occurring in the City of Toronto. The newly settled districts of Thunder Bay and Nipissing, coming next in order. In the former district the chief trouble was in the town of Fort William, where the municipal authorities had permitted the conversion of one or two box drains, originally intended for carrying off surface water, into sewers, and the outlets of these drains being above the water intake, contamination of the public water supply occurred with the natural result of an outbreak of enteric fever. The conditions in Nipissing are no doubt largely due to the pollution of the wells, mostly surface wells, by seepage from yards, outbuildings and closets. As regards this disease it is particularly gratifying to note that in the Lake district, Muskoka, only four deaths were reported as due to typhoid.

The widespread character of diphtheria is evidenced by the fact that not a county or district in the province was free from it. The minimum number of deaths therefrom occurred in Oxford county, two being reported. The maximum number being in York, 160; it will however be seen on referring to table 14, that 127 of these were in the City of Toronto.

Attention is drawn to the widespread character of influenza, not a county or district but what has reported deaths from this disease, which since its appearance some years ago in pandemic form has been fatal, more particularly to those at the extremes of life, particularly the aged, not however, has it confined itself to these two classes, on the contrary, many of middle age have fallen victims to its debilitating influence, and if our death certificate required physicians to state thereon both the primary and secondary cause of death, I am satisfied many more deaths would be found attributable to this disease.

TUBERCULOSIS.

To permit of comparison of the deaths per annum from this disease the table given in last year's report is continued. It will be seen that the total number of deaths for 1904 is 154 in excess of 1903. Every county and district lent its quota to make this large total.

Table showing the Number of Deaths from Tuberculosis in Ontario, from 1870 to 1904 inclusive.

Year.	Population.	Number.	Year.	Population.	Number.
1870	Not stated.	886	1889.....	2,148,981	2,417
1771.....	1,620,851	1,049	1890.....	2,161,971	2,503
1872.....	1,650,111	1,308	1891.....	2,122,716	2,379
1873.....	1,679,371	1,420	1892.....	2,146,020	2,592
1874.....	1,708,631	1,295	1893.....	2,167,460	2,552
No returns.....	1,737,891	1894.....	2,189,116	2,379
1876.....	1,767,151	2,315	1895.....	2,211,101	2,472
1877.....	1,796,411	2,188	1896.....	2,263,492	2,922
1878.....	1,825,672	2,053	1897.....	2,257,378	3,164
1879.....	1,854,931	2,104	1898.....	2,279,929	3,291
1880.....	1,884,200	2,197	1899.....	2,302,705	3,405
1881.....	1,923,610	2,446	1900.....	2,325,712	3,484
1882.....	1,923,610	2,591	1901.....	2,184,144	3,284
1883.....	1,923,610	2,667	1902.....	2,205,965	2,694
1884.....	1,923,610	2,506	1903.....	2,198,692	2,723
1885.....	1,923,610	2,499	1904.....	2,203,968	2,877
1886.....	2,115,971	2,573			
1887.....	2,115,971	2,556	Total.....		79,546
1888.....	2,148,971	2,551			

A comparison of deaths from tuberculosis in the cities and the counties in which these cities are situated and in which they are included in the general returns by counties shows that in the counties in which are situated the largest cities, the greatest percentage of deaths occur therein. Thus of the 439 deaths returned from the County of York, 338, or 77 per cent. took place in the City of Toronto, and, of the 135 deaths credited to the County of Wentworth, 101 or 74.8 per cent. occurred in the City of Hamilton. Similarly in Carleton County of 154 deaths from tuberculosis, 114 or 74 per cent. are found as occurring in Ottawa. In this latter city none of them could have happened outside the municipal limits, for the Division Registrar refuses to grant burial permits when a death from any cause occurs outside the city limits. The examples just quoted are the three largest cities of the province, and apart from the fact that some of the deaths may have been of persons having simply been attracted thereto by reason of the excellent hospital accommodation provided therein, although at the present time this argument has but little weight, for the hospitals refuse patients suffering from this disease. If even this argument is considered we find that the great majority of deaths in the counties of York, Carleton and Wentworth, happened in the cities, and the figures are of sufficient importance for the local health authorities to study the why and the wherefor, and if properly considered lead them to the adoption of active measures to stop this large death rate.

In what may be called the city group of counties, *i.e.*, those in which the cities are situated, there were 1,444 deaths from tuberculosis, or slightly over 50 per cent. of all the deaths happening in Ontario, while the estimated population of these counties was 1,037,011, or slightly under half the total estimated population—the deaths per 100,000 of the population were as follows:

(a) The whole province	1.30
(b) The city group of counties	1.39
(c) The non city group	1.23

A further study of these figures shows the death rate per hundred thousand of the estimated population of the city group to be as follows:

Brant, 101; Carleton, 157; Elgin, 90; Essex, 143; Frontenac, 153; Hastings, 117; Kent, 115; Lincoln, 155; Middlesex, 165; Oxford, 84; Perth, 89; Wellington, 99; Wentworth, 168; York, 158, from which it will be seen the counties with the larger cities have the highest mortality for this disease, the only exception being the County of Middlesex, in which the death rate exceeds that of any other county of the group excepting Wentworth.

In considering the non city group it is found that the minimum death rate per one hundred thousand of the estimated population occurs in the Rainy River district, the rate being 66, which fact may be accounted for by the district being recently settled and only the hardy of our settlers have gone into the districts. Of the old settled counties, Waterloo has the low rate of 67, with Norfolk, 71; Dufferin, 75; and Haldimand, 79, next in order—while those counties with an extremely high rate are found to be those bordering on the River St. Lawrence, Leeds and Grenville 193, and Stormont, Dundas and Glengarry, 213. The highest death rate is found in Thunder Bay District 228 per hundred thousand, but this can largely be accounted for by an influx of population, chiefly of a foreign character, and also a number of persons dying of the diseases being Indians. With the present lax medical examination of the immigration department of the Dominion Government we cannot expect now arrivals at our ports suffering from this disease to be detected. The result is they go west and living often in the most unsanitary conditions in this extremely western portion of our province, soon become victims of a disease of which I too often fear they have been the sufferers before leaving their European homes. A study of the returns shows that eleven out of the total of 29 were of foreign birth and seven were Indians, wards of the Dominion Government. We thus have only 11 deaths of native born persons which gives a death rate of only 86 per hundred thousand.

The death rate of Muskoka, 155 per hundred thousand of the population, would indicate that deaths occur of persons suffering from tuberculosis who seek this section of the province with the hope of being benefited, but succumb to the disease before being able to return home.

Deaths from Cancer.—The number of deaths from the various forms of cancer were 1,253, being 97 in excess of the previous year. Its distribution was general over the province, not a county but what recorded deaths from either carcinoma, sarcoma or other malignant growths.

Diabetes.—No deaths from this disease were reported in the District of Algoma, and the Counties of Brant, Bruce, Dufferin, Elgin and Essex—with these exceptions this disease would appear to be found generally throughout the province.

Diseases of the Nervous System.—The total number of deaths under this group, 3,694, being 405 in excess of 1903 and representing 11.8 per cent. of the total deaths from all causes. The increases are as follows: Encephalitis, 67; simple meningitis, 133; congestion and haemorrhage of the brain, 72; softening of the brain, 22; paralysis, 203; convulsions (not puerperal), 10. While the decreases are found under epidemic cerebro-spinal meningitis, 26; insanity, 6; epilepsy, 23; and other nervous diseases, 37. The number of deaths from nervous diseases reported in the cities was 1,207 or 27.5 per cent. of the provincial total, and with the exception of the group which includes diseases of old age and infancy, there were more deaths from these diseases than from any other group cause, the death rate in the cities being 207 per hundred thousand of the population. The general conclusion

to be drawn from the figures is that nervous diseases are on the increase in the province. The number of infants dying under 1 year in this group is 645, and 271 between 1 year and under 5, representing nearly one-quarter of the whole.

Diseases of the Circulatory System.—The number of deaths due to diseases of this system was 2,367, a slight decrease, 123, in the returns of the preceding year. The greatest number of deaths occurring in any one month was in March, when 269 were reported, with January a close second, having 267 to its credit, and it will be seen that these are the same two months in which the largest number of deaths happened from diseases of the respiratory system. The minimum, 180, being found in the month of September, which also corresponds with the minimum of deaths from diseases of the respiratory system. The great disparity between the social conditions of those succumbing to this class of diseases is noticeable, 492 of the total of 2,367 being unmarried, and of this number 161 were under 19 years of age. Of the total number of deaths, 1,331 were of the age groups of 60 and over, and 75 per cent. of the total were ascribed to organic diseases of the heart.

Diseases of the Respiratory System.—The total number of deaths in this group is 3,252, being a slight decrease 36, as compared with the year 1903. As stated in the foregoing paragraph, the maximum number of deaths occurred in the month of March, the month perhaps of greatest variations in temperature, the minimum being reached in September. Of the total number of deaths 1,738 or 53.4 per cent. were caused by pneumonia. Turning again to the infantile mortality we find that 625 were under one year and 966 under 5 years of age, or close on 30 per cent., while in the age groups, 60 and over, 1,331 deaths occurred, or 40.9 per cent., clearly indicating the severity of this class of diseases upon the extremely young and those advanced in years, the two groups together claiming 70 per cent. of all the deaths in the group.

Diseases of the Digestive System.—This important group includes not only the diseases of the stomach and alimentary canal, but also includes diseases of the liver and troubles of a surgical character, as appendicitis, hernia and iliac abscess. The total number of deaths was 2,594 of which nearly one-third (852) were infants under 1 year, nearly all of whom must have succumbed to infantile diarrhoea, for 1904 deaths were attributable to this disease. In what may be termed the surgical sub group we find that 174 died of hernia and intestinal obstruction, 333 of peritonitis, and 268 of iliac abscess and appendicitis. Unfortunately the records do not show definitely in how many of the above 775 instances surgical measures were resorted to previous to death, or how long after operation death took place.

Diseases of the Genito-Urinary System.—In this group 1,175 deaths are tabulated, 1,001 of which were due to diseases of the urinary system alone, the remainder being classed under diseases of the genitalia, 22 being male and 152 female. Of the 1,009 deaths attributable to diseases of the urinary system, 185 were from acute nephritis, and 523 from "Bright's Disease."

Deaths from Puerperal Diseases.—The deaths in this class number 274, being almost equally divided between each of the four diseases constituting it.

Malformations, Diseases of Infancy, Old Age, etc.—To this group there must ever be attached the interest associated with the rendering of life's harpsichord both before it has begun to vibrate and after it has lost its tension and tune. The number of "still births" keeps steadily mounting upward.

If the causes were all natural one would not perhaps, think so much of it, but when the tendency of the present day is for families on the permanent unit basis without any intention of extension on this basis, or what is worse still and more criminal, it is in many instances the avowed purpose of our young people entering the married life with the expressed intention of remaining free from family duties and responsibilities. With these facts in view and also having a belief that the sexual instincts are still strong in our vigorous Canadian race, it is with feelings of mingled alarm and remorse I direct attention to this steady increase in still-births in our province. Of the total number, 1,690, the cities returned 546, the towns 86, the remainder having occurred in the rural districts.

Of the deaths from senile decay there were 3,411. Of the counties outside the city group the greatest number of deaths occurred in the following counties: Grey, 158; Leeds and Grenville, 142; Northumberland and Durham, 179; Simcoe, 151, and Stormont, Dundas and Glengarry, 158.

Suicides and Accidents.—Of the former there were 113; of these, 77 were males and 36 females, 40 single and 65 married; in 8 instances the social condition was not known. The youngest suicide was under 14 and the oldest was over 80. The accidents happening in the province shows an upward tendency, the figures showing an increase for the year of 16 over 1903. Of the deaths, 1,050 were males and 258 females, while no period of life is free from deaths by accidents, we find the maximum is reached in the age group 20 to 24, and the minimum is that third or fourth years of child life. It is peculiar to note that not a death occurred as the result of a bicycle accident, and despite the extension of the electric railway system only 19 deaths were due to this cause. The record of 219 deaths by drowning is a strong plea for the systematic teaching of swimming to our school children, and the 186 deaths by railway accidents might be used as an argument that pedestrians and the public of this province have some claim to a right of way and a better protection should be given us at our level crossings. The value to the province of the 186 lives lost under this head in 1904 represents a sum which might have been saved if such restrictions were better enforced.

In conclusion I beg to append the report of the chief clerk upon the office work of the department. The work of the clerks both individually and collectively has been well and willingly done, and to their carefulness the accuracy of the tables is in the main due.

Owing to the fact that the report of the meteorological services of the Dominion has not yet been published. I am unable to give a resume of the weather report of the year 1904.

I have the honor to be,

Sir,

Your faithfully,

CHAS. A. HODGETTS,

Deputy Registrar-General.

REPORT OF CHIEF CLERK.

Toronto, May 29th, 1906.

To CHAS A. HODGETTS, M.D.,

Deputy Registrar-General of the Province of Ontario.

SIR,—I have the honor to submit for your consideration the following statement showing the work done by the staff of the Registrar-General's Department, during the year 1905.

Receiving and entering the returns from about 800 Division-Registrars and issuing 1,600 certificates therefor, addressing and mailing 1,600 semi-annual notices.

INDEXING.

Births indexed, (left over from last year).....	21,000
Births (1904), indexed	44,000
Births (1904), not indexed, 6,265.	
Marriages (1904), all indexed	39,578
Deaths (1904), indexed	17,000
Deaths (1904), not indexed, 14,290.	
Total	121,578

COMPARING.

Births compared, (left over from last year)	48,642
Births (1904), compared	27,500
Births (1904) to be compared	22,765
Marriages (1904), all compared	39,578
Deaths (1904), compared	16,500
Deaths (1904), not compared, 14,790.	

In all 17,120 marriages have been indexed this year from old County Register books of dates prior to 1869, which have lately been received by this department.

The total number of marriage license cards received from issuers up to June last, when the new marriage license regulations came into force, was about 6,400. Since that date these cards have been displaced by affidavits from issuers, on the back of which the card details are given; of these about 9,000 have been received and filed by counties, up to the end of the year.

Under the new regulations all marriage licenses are now sent to this department where they are filed by counties; from June last to the 31st of December, about 6,400 have been received from clergymen and an official receipt made out and mailed on receipt of each license.

All license cards and affidavits giving similar information, are sorted by counties and compared with the index book of marriages. About 800 of these marriages were found unregistered by the officiating clergymen, who were notified by letter, and this year nearly 500 additional returns have been secured and registered by this system.

This work required some 1,200 letters to be sent and replies received.

Over 300,000 blank forms are sent out yearly to some 800 division-registrars, and 1,800 issuers of marriage licenses.

During this year 483,361 registrations of births, marriages and deaths have been compared, which were indexed prior to 1902, when yearly comparing was adopted and added to the work of the Registrar-General's staff.

Compiling annual report and preparing special tables for same. Wrapping, addressing and mailing 6,400 copies to senators, members of parliament, physicians, clergymen, judges, school officials and foreign exchanges, which takes 3 clerks several months each year to complete.

CIRCULARS.

Circular letters addressed and mailed as follows:

To clergymen	2,600
To issuers of marriage licenses	4,600
	7,200
Total	7,200

Searches have been made and certificates issued during this year, for applicants, as follows:

1,516 searches for births, marriages and deaths, at 25 cents.	\$379 00
324 certificates for births, at 50 cents	162 00
134 certificates for marriages, at 50 cents	67 00
352 certificates for deaths, at 50 cents	176 00
	\$784 00
Total	\$784 00

40 books averaging 600 pages, being records received from division-registrars of births, marriages and deaths have been examined and arranged by counties for binding.

All of which is respectfully submitted.

GEORGE WHEELER,
Chief Clerk.

TABLE NO. 1.
Table showing the total number of Births, Marriages and Deaths in each County in 1904.

Counties.	Population.	Births.			Marriages.			Deaths.			Totals.			Ratio to 1,000 of the population.					
		Number in 1904.	Variation from 1903.		Number in 1904.	Variation from 1903.		Number in 1904.	Variation from 1903.		Number in 1904.	Variation from 1903.		Births.	Marriages.	Deaths.			
			Increase.	Decrease.		Increase.	Decrease.		Increase.	Decrease.		Increase.	Decrease.						
Algona.....	45,803	1,441	10	401	76	541	28	2,383	96	31.4	8.7	11.8
Brant.....	38,486	781	28	271	69	513	71	30	1,565	20.2	7.0	13.3	
Bruce.....	59,556	1,300	108	417	43	735	22	2,452	88	21.8	7.0	12.3	
Carleton.....	97,784	2,281	6	831	2	1,627	73	4,739	63	23.3	8.4	16.6
Dufferin.....	21,228	453	160	30	269	27	882	10	21.3	7.5	12.6
Elgin.....	43,981	785	45	353	7	586	106	1,724	144	17.8	8.0	13.3	
Essex.....	59,047	1,602	117	1,595	80	784	17	3,981	180	27.1	27.0	13.2
Frontenac.....	44,939	899	79	349	21	640	84	1,888	32	20.0	7.5	14.2
Grey.....	70,221	1,519	94	546	880	79	2,945	176	21.6	7.7	11.1	
Haldimand.....	21,427	420	41	189	1	266	56	875	78	19.6	8.8	12.4	
Halton.....	19,722	407	38	134	21	273	43	814	120	20.6	6.8	13.8	
Haliburton.....	6,618	233	47	50	8	81	1	364	56	35.2	7.5	12.2	
Hastings.....	59,828	1,229	42	461	48	728	18	2,418	12	20.5	7.7	12.1	
Huron.....	62,381	1,121	35	428	6	710	19	2,259	23	17.9	6.8	11.3
Kent.....	57,944	1,174	74	453	32	742	70	2,369	36	20.2	7.8	12.8

TABLE NO. 2.
Table showing the total number of Births, Marriages and Deaths in each City in 1904.

Cities.	Population.		Births.			Marriages.			Deaths.			Totals.			Ratio to 1,000 of Population.		
	Number in 1904.	Variation from 1903.	Variation from 1903.		Number in 1904.	Variation from 1903.		Number in 1904.	Variation from 1903.		Number in 1904.	Variation from 1903.		Births.	Marriages.	Deaths.	
			Increase.	Decrease.		Increase.	Decrease.		Increase.	Decrease.		Increase.	Decrease.				
Toronto	5,236	245	236	2,867	151	3,886	12,039	632	24.3	13.2	17.8					
Hamilton	1,205	98	18	599	116	928	2,732	232	22.4	11.1	17.2					
Ottawa	1,597	42	588	1,234	3,419	10	25.8	8.9	18.7					
London	39,993	115	2	457	63	690	2,090	180	23.5	11.4	17.2					
Kingston	18,124	390	187	360	937	3	21.5	10.3	19.8					
Brantford	17,993	429	151	273	853	33	8.3	15.1					
St. Thomas	11,603	30	134	173	542	44	20.2	13.2	14.9					
Guelph	11,800	270	119	169	558	6	22.8	10.0	14.3					
St. Catharines	10,191	193	105	199	497	46	18.9	10.3	19.5					
Belleville	9,200	167	90	173	430	10	9.7	18.8					
Stratford	10,101	233	109	116	458	11	23.0	10.7	11.4					
Windsor	12,763	290	993	195	1,478	121	22.7	79.4					
Chatham	9,073	156	147	156	459	4	17.1	16.2	17.1					
Woodstock	8,900	159	72	190	421	11	17.8	8.9					
Total	11,553	657	274	256	6,618	524	8,742	26,913	1,168	23.2	13.3	17.6					

TABLE NO. 3.
Table showing the total number of Births, Marriages and Deaths in Principal Towns of over 3,000 population during 1904.

Towns.	Population.			Births.			Marriages.			Deaths.			Totals.			Ratio to 1,000 of Population.			
	Population.	Variation from 1903.		Number in 1904.	Variation from 1903.		Number in 1904.	Variation from 1903.		Number in 1904.	Variation from 1903.		Number in 1904.	Variation from 1903.		Births.	Marriages.	Deaths.	
		Increase.	Decrease.		Increase.	Decrease.		Increase.	Decrease.		Increase.	Decrease.							
		Increase.			Decrease.			Increase.			Decrease.			Increase.					Decrease.
Arnprior.....	4,191			125			42	2		52	12		219			30	29.8	10.0	12.4
Barrie.....	6,074			110	16		81	3		91		14	282				18.1	13.3	14.9
Berlin.....	10,850			245	17		119		14	134	1		498				23.1	11.2	12.7
Brockville.....	3,983			230	28		102	27		170		30	502				25.5	11.3	18.9
Carleton Place.....	4,098			88			38			49		6	175				9.2	11.9	
Collingwood.....	6,025			180			23		30	101		4	330				21.4	8.1	16.7
Cobourg.....	4,279			78			39	14		78		4	195				18.2	9.1	18.2
Cornwall.....	6,765			160	9		73	17		133			366				23.6	10.7	19.6
Fort William.....	4,083			206	25		93	25		134			483				51.0	23.0	33.2
Galt.....	7,968			149	8		84	13		126		15	359				18.7	10.5	15.8
Goderich.....	4,196			79	21		33		4	46			158				18.8	7.8	10.9
Ingersoll.....	4,616			93			51	11		91			235				20.1	11.0	19.7
Kenora.....	7,145			138	12		50	15		98		35	286				19.3	6.9	13.7
Lindsay.....	3,306			152			121	41		118		32	391				20.8	16.5	16.1
Napanee.....	3,172			53	6		60		3	37		17	150				16.7	18.9	11.6
Niagara Falls.....	4,284			156	50		143	28		101		48	400				36.4	33.3	23.5
Orillia.....	4,942			101	12		92	11		69		19	262				20.4	18.6	13.9
Oshawa.....	4,435			139	40		59	17		76		22	274				31.3	17.1	
Owen Sound.....	9,201			187			128	23		185		58	450				14.8	13.9	20.1
Paris.....	3,259			71	16		42	2		58		2	171				21.7	12.8	17.7
Pembroke.....	5,407			147			64	18		106		10	317				27.1	11.8	19.6
Perrin.....	3,620			74			38		17	51		6	163				30.0	10.4	14.0
Peterboro.....	11,741			353	99		199	51		247		71	799				30.0	16.9	21.0
Peterborough.....	4,173			83			40		3	52		8	175				19.8	9.5	12.4
Pictou.....	3,731			52	19		43	21		61		4	156				13.9	11.5	16.3
Port Arthur.....	3,244			144	31		86	11		125		23	355				44.3	26.5	38.5
Port Hope.....	4,227			85	8		52		3	72			209				20.1	12.3	17.0
Sarnia.....	8,082			213	32		180	22		154			447				27.4	20.7	17.7
Sault Ste. Marie.....	9,937			247			122		78	115		54	484				192	24.5	11.5
Smith's Falls.....	5,621			86	10		50		3	71		14	207				15.3	8.8	12.6
Toronto Junction.....	6,146			257	45		88	32		189		57	584				41.8	14.3	30.7
Trenton.....	4,256			85	11		42		9	55		20	182				19.9	9.8	12.9
Hawkesbury.....	4,198			270	114		42	6		119		4	431				64.3	10.0	28.3
Total.....	190,536			4,786	630	230	2,545	389	191	3,364	550	181	10,595	1,194	379	25.1	13.3	17.6	

TABLE No. 4.

Illegitimate Births, Twins and Triplets in the Province in 1904.

Illegitimate Births.		Ratio to 1,000 births.	Number of pairs of twins.	Number of cases of triplets
No.	Proportion to the whole number of births.			
798	One to every 63.0 births.....	15.8 to 1,000	M. 550 F. 584 <hr/> 549 pairs	M. 10 F. 11 <hr/> 7 cases

TABLE No. 5.

Births in the Province in 1904, showing the Proportion of Male to Female Births.

Sex.	January.	February.	March.	April.	May.	June.	July.	August.	September.	October.	November.	December.	Total.
Males.....	2,015	2,025	2,332	2,335	2,421	2,184	2,211	2,247	2,141	1,940	1,862	1,973	25,686
Females.....	2,005	2,079	2,250	2,093	2,163	2,092	2,169	2,159	2,031	1,939	1,698	1,901	24,579
Total.....	4,020	4,104	4,582	4,428	4,584	4,276	4,380	4,406	4,172	3,879	3,560	3,874	50,265
Male births to 100 female births...	100.4	97.7	103.6	111.5	111.9	104.3	101.9	104.0	105.4	100.0	109.6	103.7	104.5

TABLE No. 6.

Order of Births by Months in the Province in 1904.

Months.	Males.	Months.	Females.	Months.	Total males and females.
Placed according to number of births in each month.					
May.....	2,421	March.....	2,250	May.....	4,584
April.....	2,335	July.....	2,169	March.....	4,582
March.....	2,332	May.....	2,163	April.....	4,428
August.....	2,247	August.....	2,159	August.....	4,406
July.....	2,211	April.....	2,093	July.....	4,380
June.....	2,184	June.....	2,092	June.....	4,276
September.....	2,141	February.....	2,079	September.....	4,172
February.....	2,025	September.....	2,031	February.....	4,104
January.....	2,015	January.....	2,005	January.....	4,020
December.....	1,973	October.....	1,939	October.....	3,879
October.....	1,940	December.....	1,901	December.....	3,874
November.....	1,862	November.....	1,698	November.....	3,560
Total.....	25,686		24,579		50,265

TABLE No. 7.
Marriages by Months in the Provinces in 1904.

Months.	1903.	Months.	1904.	Quarters.	1903.	Quarters.	1904.
June	2,570	June	2,973	Quarter ending 31st Dec.	5,646	Quarter ending 31st Dec.	5,624
September...	2,305	December...	2,128	Quarter ending 30th June	5,240	Quarter ending 30th June	5,511
December ...	2,230	September ..	2,101	Quarter ending 30th Sept.	4,995	Quarter ending 30th Sept.	4,745
October	1,863	October	1,755	Quarter ending 31st March ...	3,947	Quarter ending 31st March ...	3,872
April	1,569	November ..	1,741	No date given ..	2	No date given ..	37
November ...	1,553	April	1,497				
July	1,386	August	1,471				
January	1,347	January	1,358				
February	1,330	March	1,283				
August	1,304	February ...	1,231				
March	1,270	July	1,173				
May	1,101	May	1,041				
No date given	2	No date given	37				
Total	19,830	Total	19,789	Total	19,830	Total	19,789

TABLE No. 8.
Marriages by Denominations in the Province in 1904.

Denominations.	Number of persons married.	Per cent. of whole.	Proportion to the whole number of persons married.
Methodists	12,763	32.2	As 1 is to 3.1 persons.
Presbyterians	8,221	20.7	" " 4.8 "
Church of England	6,512	16.4	" " 6.0 "
Roman Catholics	5,926	14.9	" " 6.6 "
Baptists	2,579	6.5	" " 15.3 "
Lutherans	1,131	2.8	" " 34.9 "
Congregationalists	368	0.9	" " 107.5 "
Evangelical Association	230	0.5	" " 172.0 "
Mennonites	190	0.4	" " 208.3 "
Quakers	34	0.8	" " 1,164.0 "
Other Denominations	1,152	2.8	" " 34.3 "
No denomination given	472	1.1	" " 83.8 "
Total	39,578	100.0	

TABLE No. 9.

Showing the Death rate per 1,000 of population in each County in the Province for ten years.

Counties.	1895	1896	1897	1898	1899	1900	1901	1902	1903	1904	Average rate per county for ten years.
Algoma.....			15.9	14.0	16.0	23.7	10.4	13.8	12.4	11.8	
Brant.....	12.1	12.3	12.2	11.2	12.9	10.9	12.8	12.0	11.5	13.3	12.1
Bruce.....	7.9	9.7	9.7	8.6	10.1	10.0	11.3	10.4	12.0	12.3	10.2
Carleton	17.7	17.9	20.3	19.8	19.9	20.5	18.8	16.4	17.4	16.6	18.5
Dufferin	7.9	8.0	8.4	9.6	10.2	10.5	11.3	9.0	11.1	12.6	9.4
Elgin	10.2	10.1	11.0	10.2	10.4	10.3	12.2	10.6	10.9	13.3	10.9
Essex	12.0	12.6	12.9	12.3	13.2	12.3	13.3	13.1	13.0	13.2	12.7
Frontenac	11.2	13.3	13.8	13.9	12.8	13.6	16.0	13.6	16.1	14.2	13.8
Grey	8.1	9.7	9.5	9.8	9.7	9.9	12.3	11.0	11.4	11.1	10.2
Haldimand.....	8.4	7.7	10.5	9.8	10.2	9.8	12.3	11.3	9.8	12.4	10.2
Halton	8.9	9.2	9.2	9.4	10.7	11.3	14.6	12.1	11.6	13.8	11.0
Haliburton	10.7	12.4	11.2	9.5	10.3	9.0	11.1	10.1	12.1	12.2	10.8
Hastings	9.2	11.2	11.4	10.8	11.1	11.6	14.4	11.5	11.8	12.1	11.5
Huron	7.7	8.3	10.5	9.2	10.5	9.9	11.8	10.0	11.1	11.3	10.0
Kent	9.2	9.8	11.7	11.6	12.1	11.6	13.4	12.0	11.6	12.8	11.5
Lambton	7.6	8.6	10.8	9.7	12.3	11.7	13.3	12.1	12.1	12.3	11.0
Lanark	6.9	10.2	11.8	11.4	11.3	11.6	13.2	11.7	11.8	13.5	11.3
Leeds and Grenville	7.3	10.9	12.5	12.6	12.6	12.1	14.4	13.4	15.1	15.2	12.6
Lennox and Addington	6.8	9.4	12.6	11.3	11.9	10.6	13.0	11.8	11.4	11.1	10.9
Lincoln	13.1	12.2	14.4	12.5	13.4	14.0	14.1	12.6	12.6	15.8	13.7
Middlesex	9.6	8.7	10.7	10.0	10.9	10.4	13.5	13.4	13.7	15.2	11.6
Muskoka			11.4	11.0	13.0	14.7	11.7	11.2	11.8	13.2	
Norfolk	9.2	9.4	12.1	10.4	11.8	11.9	13.4	13.3	11.6	18.6	12.1
Northumberland and Durham	9.9	10.1	11.6	11.6	12.2	11.9	13.7	13.9	13.7	14.3	12.2
Nipissing			23.5	20.5	26.6	33.7	17.0	16.2	17.7	13.4	
Ontario	9.8	10.2	10.6	10.3	10.3	11.7	13.3	12.8	12.1	12.9	11.4
Oxford	10.3	11.3	11.8	11.5	12.8	12.9	13.8	12.3	13.3	14.6	12.4
Peel.....	7.1	9.4	9.1	9.2	10.8	9.6	13.2	10.8	12.3	12.3	10.3
Perth	9.0	8.8	9.5	10.8	9.5	10.4	12.2	11.0	12.3	13.2	10.6
Peterboro	10.4	11.2	12.0	12.7	13.3	12.4	12.8	14.2	14.8	18.9	13.2
Prescott and Russell	11.7	13.1	16.9	13.6	15.3	16.1	18.0	13.8	16.4	15.1	15.0
Prince Edward	9.7	13.8	12.4	11.0	12.1	12.0	15.5	13.7	13.2	14.7	12.8
Parry Sound.....			14.7	13.6	16.3	19.2	10.2	11.3	10.3	12.6	
Rainy River			33.1	26.1	33.8	45.6	9.3	8.5	7.9	10.8	
Renfrew	9.9	12.2	13.0	9.9	10.3	11.3	12.2	11.1	12.0	12.1	11.4
Simcoe	7.4	10.7	11.7	11.3	12.1	13.0	11.2	11.3	12.4	12.7	11.3
Stormont, Dundas and Glengarry ...	7.8	9.0	12.7	11.3	11.9	10.9	12.8	11.4	11.4	13.6	11.2
Thunder Bay			20.4	16.4	21.7	30.2	11.5	16.8	20.0	25.0	
Victoria	9.0	9.8	10.8	10.8	10.4	11.7	12.3	11.9	12.5	12.1	11.1
Waterloo	10.1	10.1	10.9	10.2	11.2	12.0	11.8	10.0	11.3	11.5	10.9
Welland	11.0	12.1	14.4	12.9	13.1	11.8	13.7	12.6	14.1	15.7	13.1
Wellington	9.5	9.5	9.9	9.3	10.9	10.6	12.2	11.0	12.6	13.4	10.8
Wentworth	12.7	13.2	12.1	13.0	12.8	13.0	14.7	13.7	14.6	16.7	13.6
York	13.2	12.4	12.9	11.8	13.5	14.5	15.6	14.5	17.0	17.9	14.3
Average rate	9.7	10.7	12.9	11.9	13.2	14.0	13.1	12.6	12.8	14.1	12.5

TABLE No. 510.

Recapitulation by Classes of Diseases by Counties in 1904—(Including Cities and Towns), showing Sex, Nativity, Social Condition, Age Groups and Months.

Cause of Death.	Sex.		Nativity.			Social condition.		Ages.										Months.												Totals.											
	Male.	Female.	Canada.	Foreign.	Not stated.	Single.	Married.	Not stated.	Under 5.					10-14.	15-19.	20-24.	25-29.	30-34.	35-39.	40-44.	45-49.	50-59.	60-69.	70-79.	80 and over.	Not given.	January.	February.	March.		April.	May.	June.	July.	August.	September.	October.	November.	December.		
									0-1.	1	2	3	4																											5-9.	
I. Communicable (epidemic) diseases...	941	787	2,463	243	24	1244	437	49	192	120	116	106	76	247	101	82	116	84	57	52	39	35	52	58	97	86	14	231	211	190	120	116	86	74	111	135	144	129	183	1730	
II. Other general diseases...	2410	2752	2,385	1184	99	1863	304	266	29	61	40	17	22	78	107	328	488	500	407	378	358	323	670	665	497	153	40	451	428	472	507	486	440	436	404	359	413	367	401	5164	
III. Diseases of nervous system and organs of sense...	1958	1734	2,2513	1113	68	1522	2002	170	645	137	67	36	31	80	71	53	82	65	81	75	102	139	316	542	742	398	32	332	355	371	331	338	261	304	282	280	291	282	287	287	8694
IV. Diseases of circulatory system...	1228	1139	1302	1010	56	492	1723	152	13	2	3	3	2	36	42	60	64	61	54	68	79	125	303	558	602	272	20	228	217	227	241	218	171	148	166	174	173	192	217	2367	
V. Diseases of the respiratory system...	1774	1478	2211	982	591	1487	1614	151	625	203	80	39	19	61	40	83	86	90	68	73	85	106	234	431	564	336	29	445	476	417	317	294	194	125	85	150	166	233	330	3252	
VI. Diseases of the digestive system...	1373	1217	4,2080	458	49	1546	968	80	852	99	34	29	23	63	86	89	93	89	82	65	92	65	201	261	260	96	15	162	178	164	168	165	274	463	361	216	135	140	1594		
VII. Diseases of the genito-urinary system...	653	422	627	419	29	206	815	54	7	3	3	4	...	10	16	17	28	44	41	63	59	53	125	228	239	100	15	95	101	118	95	97	95	79	70	65	93	78	89	1075	
VIII. Puerperal diseases...	4	270	230	37	7	18	253	3	13	45	74	54	54	26	4	1	3	21	29	29	42	25	20	22	19	14	19	13	274		
IX. Diseases of the skin and cellular tissue...	66	45	65	48	3	31	77	3	13	2	1	2	1	1	6	9	5	17	15	25	12	1	17	17	12	17	9	4	6	3	5	9	6	111			
X. Diseases of the locomotor system...	9	6	11	3	1	7	8	...	1	4	...	1	1	2	1	2	1	2	2	4	1	15		
XI. Malformations, diseases of infancy, diseases of old age...	4545	3669	63,5692	2506	79	4876	3248	153	4461	61	27	7	6	4	123	1231	2322	35	737	822	779	688	788	602	612	664	642	646	616	681	8277
XII. Suicide...	77	36	81	28	4	40	65	8	1	6	7	5	8	10	11	8	21	24	10	1	1	5	4	9	9	13	5	10	7	9	19	7	16	113	
XIII. Accident...	1050	256	2,841	374	93	633	553	122	34	34	36	14	17	60	57	90	137	114	105	90	78	62	101	100	77	54	48	86	79	81	82	103	135	138	140	108	109	113	134	1308	
XIV. Ill-defined causes...	626	690	924	346	46	401	839	76	30	15	7	4	5	15	30	38	63	60	53	79	86	82	211	274	151	78	32	127	104	121	131	127	107	111	87	90	107	103	101	1316	
Total	16,714	14,501	21,901	8,773	616	14,366	15,643	1,281	6,902	735	413	261	202	575	562	865	1,210	1,188	1,012	1,013	1,024	1,009	2,254	3,280	4,518	3,911	286	2,939	2,989	2,990	2,737	2,798	2,290	2,337	2,506	2,399	2,402	2,304	2,599	31,290	

TABLE NO. 11.
Recapitulation by Classes of Diseases by Cities, 1904.

Causes of Deaths.	Sex.		Nativity.		Social condition.		Ages.												Months.												Totals.										
	Male.	Female.	Canada.	Foreign.	Single.	Married.	Under 5.												Not Given.																						
							Not stated.												Not Given.																						
							0-1.	1-2.	2-3.	3-4.	4-5.	5-9.	10-14.	15-19.	20-24.	25-29.	30-34.	35-39.	40-44.	45-49.	50-59.	60-69.	70-79.	80 and over.																	
I. Communicable (Epidemic) diseases.....	256	224	385	88	7	345	123	12	39	38	35	37	20	71	28	21	37	34	16	21	13	10	11	10	21	12	6	66	51	44	38	37	30	13	34	43	35	35	54		
II. Other general diseases.....	669	785	921	494	39	523	865	65	2	19	8	4	27	23	92	138	134	110	117	116	87	213	192	126	31	11	133	124	139	157	123	121	103	123	93	115	110	113	1454		
III. Diseases of nervous system and organs of sense.....	558	469	617	364	16	438	550	39	223	46	19	10	8	15	9	12	18	18	19	22	33	40	99	161	182	85	11	103	88	90	100	97	81	80	83	78	76	78	73	1027	
IV. Diseases of circulatory system.....	349	364	341	359	13	164	505	44	1	1	1	12	15	20	22	26	17	23	28	38	117	163	157	61	10	64	69	77	54	71	55	32	46	54	53	53	85	713			
V. Diseases of the respiratory system.....	548	477	631	366	25	462	514	49	183	78	29	9	7	15	10	20	22	28	26	28	32	88	156	135	116	16	170	146	114	92	118	53	41	24	48	45	72	97	1025		
VI. Diseases of the digestive system.....	451	428	635	177	17	568	294	17	364	34	9	4	5	12	29	19	36	33	27	28	31	25	64	76	59	20	4	58	49	45	51	60	54	114	180	113	70	42	43	879	
VII. Diseases of the genito-urinary system.....	207	152	175	175	9	65	271	23	4	2	1	3	2	4	12	19	15	22	23	17	52	75	28	4	37	34	36	31	39	24	29	22	20	28	31	28	359				
VIII. Puerperal diseases.....	52	52	35	16	1	52	1	1	1	1	1	1	1	1	1	1	1	1	1	1	1	1	1	1	1	1	1	1	1	1	1	1	1	1	1	1	1	52			
IX. Diseases of the skin and its adnexa.....	23	12	18	17	8	25	2	6	1	1	1	1	1	1	1	1	1	1	1	1	1	1	1	1	1	1	1	1	1	1	1	1	1	1	1	1	1	1	35		
X. Diseases of the locomotor system.....	3	3	3	3	3	3	3	3	3	3	3	3	3	3	3	3	3	3	3	3	3	3	3	3	3	3	3	3	3	3	3	3	3	3	3	3	3	3	6		
XI. Malformations, diseases of infancy, diseases of old age.....	1101	954	1815	467	14	1518	515	40	1438	15	3	2	1	1	1	1	1	1	1	1	1	1	1	1	1	1	1	1	1	1	1	1	1	1	1	1	1	1	2073		
XII. Suicide.....	7	6	12	1	3	10	3	10	6	6	6	6	6	6	6	6	6	6	6	6	6	6	6	6	6	6	6	6	6	6	6	6	6	6	6	6	6	6	13		
XIII. Accident.....	245	83	201	116	17	159	152	17	6	4	6	6	3	19	11	26	32	30	30	19	11	30	32	16	10	7	29	17	19	25	21	32	28	33	36	25	32	31	328		
XIV. Ill-defined causes.....	142	156	194	92	12	82	192	21	2	2	2	2	2	2	2	2	2	2	2	2	2	2	2	2	2	2	2	2	2	2	2	2	2	2	2	2	2	298			
Totals.....	4 079	4 165	5 843	2 729	170	4 337	4 076	332	2 268	110	110	73	50	178	138	227	337	368	368	288	328	330	288	746	967	1 016	716	86	892	765	791	750	821	636	647	748	722	629	629	712	8 742

TABLE
Total Deaths by Individual

General Diseases.		Number.	Algora.	Brant	Bruce.	Carleton.	Dufferin.	Elgin.	Essex.	Frontenac.	Grey.	Haldimand.	Halton.	Haliburton.	Heating.	
Communicable Diseases.	(Typhoid Fever.....)	1	6	11	10	18	3	6	20	9	8	1	3	2	4	
	Smallpox.....	2														
	Measles.....	3	1		1	5			2	1						
	Scarlet Fever.....	4	3	1	4	5		6	4		7	5				
	Whooping Cough.....	5	2			9	2			1	7	1			4	
	Diphtheria and Croup.....	6	14	7	15	4	3	9	27	12	12	3	4	4	15	
	Influenza.....	7	10	5	8	8	4	12	10	5	7	3	2	2	5	
	Other Epidemic Diseases.....	8									1				1	
Other General Diseases.	(Pyæmia and Septicæmia.....)	9	3	6	11	11	3	5	5	5	1	3	3	2	6	
	Malarial Fever.....	10									4		1		1	
	Tuberculosis and Scrofula.....	11	62	39	75	154	16	40	86	69	73	17	20	7	70	
	Syphilis.....	12				3										
	Cancer.....	13	5	19	24	51	12	27	28	26	43	11	14	4	30	
	Rheumatism and Gout.....	14	3		6			5		8	1	2			1	
	Diabetes.....	15								3	3	3	2		1	
	Other General Diseases.....	16	4	3	11	19	6	6	5	5	14	2	5		11	
Alcoholism, Acute and Chronic.....	17				3			2						1		
Diseases of the Nervous System.	(Encephalitis.....)	18	6	1		2		7	7	8	11	4	3		4	
	Simple Meningitis.....	19	5	11	16	25	4	8	21	12	11	3	5	1	14	
	Epidemic Cerebro-spinal Meningitis.....	20	2	2	4	4			3	4	1	4	2		1	
	Congestion and Hemorrhage of the Brain.....	21	2	19	23	45	1	21	33	16	20		13		25	
	Softening of the Brain.....	22		2		2	1	2	1	1					1	
	Paralysis without specified cause.....	23	5	19	28	41	11	47	18	53	23	15	10	2	18	
	Insanity.....	24		4		2				3	2				1	
	Epilepsy.....	25	2		1	3		1	2	2	4	1	1	1	1	
	Convulsions (not puerperal).....	26	1	9	21	45	1	11	9	10	16	3	5	4	16	
	Other Nervous Diseases.....	27	1	3	11	4	2	6	2	2	5	1	3		6	
	Diseases of the Circulatory System.	(Pericarditis.....)	28	3		2	1		3	1	1					1
Endocarditis.....		29			3	13		1	3	3			1		1	
Organic Heart Diseases.....		30	15	28	42	77	18	34	32	43	47	26	24	8	42	
Angina Pectoris.....		31	1	3	1	2			1		1				1	
Dis. of the Arteries, Atheroma, Aneurism, etc.....		32		2	5	11	1	1	4		7	2	1		1	
Other Diseases of the Circulatory System.....		33	20	23	26	51	14	33	20	25	8	4	2	1	2	
Diseases of Respiration.		(Acute Bronchitis.....)	34	2	7	14	30	3	3	8	1	23	3	5	3	13
	Chronic Bronchitis.....	35	1	2	2	13		1	2	1	9		2		2	
	Broncho-pneumonia.....	36	1	3	5	36	7	1	12	1	12	2	1		4	
	Pneumonia.....	37	22	34	26	91	22	35	45	38	36	19	16		53	
	Pleurisy.....	38	4		1	11	1		2		6	2	1		2	
	Congestion of the Lungs (inc. pulm. apop.).....	39	11	2	4	9	2	3	11	4	13	4	2		8	
	Asthma and Emphysema.....	40			3	6	1		1	2		2	1			
	Other Diseases of the Respiratory System.....	41	7	3	2	3			1	1						
	Diseases of Digestive System.	(Ulcer of the Stomach.....)	42									3	1			2
		Other Dis. of the Stomach (Cancer excepted).....	43	6	5	8	18	12	5	7	9	12	1			13
Infantile Diarrhœa and Gastro-enteritis ("Cholera Infantum").....		44	21	10	9	109	5	18	36	11	16	3	5		23	
Diarrhœa and Enteritis (not infantile).....		45	3	1	2	5			4	1	4		2		6	
Dysentery.....		46	2	1	2			4	2		3				3	
Hernia and Intestinal obstructions.....		47	1	6	9	9	2	4	7	3	3	3	4		3	
Other Diseases of the Intestines.....		48	8	4	9	14	2	1	2	2						
Diseases of the Liver.....		49	2	3	2	13	1	10	9	8	11	4	5	1	7	
Peritonitis (not puerperal).....		50	6	5	9	24	2	12	9	4	7	2	4	1	2	
Iliac abscess (typhlitis, peri-typhlitis, appendicitis).....		51	4	1	5	15	3	6	2	9	8	2	7	1	3	
Diseases of the Urinary System.	(Acute Nephritis.....)	52	1	3	3	12		1	8				1		5	
	Bright's Disease.....	53	6	4	12	17	7	14	5	9	9	4	5	2	13	
	Other Diseases of the Kidneys and Adnexa.....	54	7	4	12	7	3	11	3	8	4	4		1	2	
	Vesical Calculi.....	55			2					1						
	Diseases of the Bladder.....	56	2	5	5	5	1	1		1	4				1	
	Diseases of the Male Genital Organs.....	57	1	1	2	3							1			
	Metritis.....	58														
	Other Diseases of the Uterus.....	59														
	Ovarian Cysts and other Ovarian Tumors.....	60	1				1					1				
	Other Diseases of the Female Genital Organs.....	61		2	1	2			1		4				2	

TABLE
Deaths by Individual

General Diseases.		Number.	Algona.	Brant.	Bruce.	Carleton.	Dufferin.	Elgin.	Essex.	Frontenac.	Grey.	Haldimand.	Halton.	Haliburton.	Hastings.	
Puerperal Diseases.	Puerperal Septicemia.....	62	5	2	1	3			2							2
	Puerperal Albuminuria and Convulsions.....	63	6	1	2	4	4		2		2					
	Other Accidents of Pregnancy, sudden death.....	64	12			2	1	5	4	4	6	2	2	3	2	
	Puerperal Disease of the Breast.....	65														
Dis. of Skin.	Erysipelas.....	66		1	3	1	1		1	1	5	1	1			3
	Other Diseases of the Skin and its adnexa (Cancer excepted).....	67			1									2		2
Dis. Locomotion.	Pott's Disease.....	68				1										
	Diseases of Bones and Joints.....	69		1							1		1			
	Amputation (for unspecified Disease).....	70														
Malformations.	Still-Births.....	71	28	43	38	121	21	15	54	22	30	10	4	5	21	
	Congenital Debility and malformations.....	72	84	35	25	169	23	30	62	45	61	17	15	8	44	
	Other Diseases of Infancy.....	73	12	1	7	31		1	10		6	3			5	
	Senile Decay.....	74	33	69	99	122	30	61	78	74	158	39	33	7	109	
Suicide.	Poison.....	75				1				1	1	1				1
	Strangulation.....	76			1				1	2	2	1				
	Gas Poisoning.....	77														
	Drowning.....	78		1		2		2								1
	Firearms.....	79														1
	Other Methods.....	80						1	1	1		1	2			1
Accidents.	Fractures and Dislocations.....	81		1		3		1	1		2					
	Gunshot.....	82	3	1	1	2			1	2	3					2
	Lightning.....	83	1	1								1				1
	Drowning.....	84	10	2	6	5		4	5	4	5	4	4	1	7	
	Electric Cars.....	85				3		1								
	Bicycles.....	86														
	Railways.....	87	4	4	5	8	1	5	6	2	2		5			1
	Burns and Scalds.....	88		3		4		2	2	1		1				4
	Homicide.....	89														
	Other Accidents.....	90	25	11	6	14	5	11	8	7	17	3	5	6	6	18
	Asphyxia.....	91														
Poison.....	92						1	1	1		2	1	1			
Ill-Defined Causes.	Dropsy.....	93	6	3	10	11	2	10	5	17	17	6	1	4	15	
	Tumors.....	94	1	4	6	18		5	7	4	9	1			3	
	Other Ill-Defined Causes.....	95	16	5	23	23	4	7	11	10	16	3	13	4	22	
	Heart Failure.....	96														
	Tetanus.....	97														
Totals.....			541	513	735	1,627	269	566	784	640	880	266	273	81	728	

TABLE NO. 14.

Total Deaths by Individual Diseases in Cities in 1904.

General Diseases.	Toronto.	Hamilton.	Ottawa.	London.	Kingston.	Brantford.	St. Thomas.	Guelph.	St. Catharines.	Belleville.	Stratford.	Windsor.	Chatham.	Woodstock.	Totals.
I. COMMUNICABLE (EPIDEMIC) DISEASES.															
1. Typhoid Fever	56	9	13	17	4	9	4	1	8	1	5	8	7	4	146
2. Smallpox	2	1	5	7	2
3. Measles	1	13
4. Scarlet Fever	11	5	3	29
5. Whooping Cough	8	9	3	23
6. Diphtheria and Croup	127	14	6	2	7	7	6	4	3	3	3	4	6	1	209
7. Influenza	22	10	2	5	2	3	1	3	1	4	2	3	58
8. Other Epidemic Diseases
II. OTHER GENERAL DISEASES.															
1. Pyæmia and Septicæmia	39	4	5	3	4	2	3	1	3	1	1	1	1	68
2. Malarial Fever	2	2
3. Tuberculosis and Scrofula	338	101	114	62	35	16	7	8	22	13	13	19	17	12	777
4. Syphilis	2	3	5
5. Cancer	187	45	40	42	17	9	5	10	10	6	4	9	5	11	400
6. Rheumatism and Gout	14	5	2	6	5	1	1	35
7. Diabetes	22	3	5	6	4	1	1	1	2	3	1	4	2	55
8. Other General Diseases	43	10	10	14	5	4	2	5	4	2	3	1	1	2	106
9. Alcoholism, Acute and Chronic	4	2	6
LOCAL DISEASES.															
III. DISEASES OF NERVOUS SYSTEM AND ORGANS OF SENSE.															
1. Encephalitis	8	2	1	3	1	4	1	20
2. Simple Meningitis	77	19	20	6	9	9	3	2	2	6	5	2	1	161
3. Epidemic Cerebro-spinal Meningitis	11	6	2	1	1	23
4. Congestion and Hemorrhage of Brain	135	44	29	20	10	9	8	11	4	13	4	7	1	6	301
5. Softening of the Brain	15	5	1	2	1	1	1	1	2	1	1	31
6. Paralysis without specified cause	109	19	32	18	22	12	4	8	6	2	5	2	8	2	249
7. Insanity	7	2	9
8. Epilepsy	6	2	2	1	12
9. Convulsions (puerperal)	89	7	30	15	4	6	6	6	5	4	3	2	3	180
10. Other Nervous Diseases	19	3	5	2	1	3	1	2	1	1	2	1	41
IV. DISEASES OF CIRCULATORY SYSTEM.															
1. Pericarditis	8	1	1	1	1	1	1	1	15
2. Endocarditis	16	5	13	3	2	1	2	1	1	44
3. Organic Heart Diseases	276	54	51	41	30	14	11	15	20	16	6	13	10	19	576
4. Angina Pectoris	19	2	1	4	1	2	1	1	2	33
5. Diseases of Arteries, Atheroma, Aneurism, etc.	28	7	2	3	1	1	1	42
6. Other Diseases of Circulatory System	1	1	2
V. DISEASES OF THE RESPIRATORY SYSTEM.															
1. Acute Bronchitis	94	18	25	23	1	3	2	4	1	4	3	178
2. Chronic Bronchitis	13	12	9	2	1	3	1	1	1	44
3. Broncho-pneumonia	90	13	23	1	1	2	1	5	2	7	3	148
4. Pneumonia	204	78	73	44	19	22	11	3	9	30	4	9	13	14	533
5. Pleurisy	17	12	10	3	1	1	2	3	1	3	3	56
6. Cong. of the Lungs (inc. pulmonary apoplexy)	13	8	5	2	2	3	3	2	1	5	44
7. Asthma and Emphysema	10	2	2	4	1	1	1	21
8. Other Diseases of Respiratory System	1	1
VI. DISEASES OF THE DIGESTIVE SYSTEM.															
1. Ulcer of the Stomach	2	4	2	2	1	1	13
2. Other Diseases of Stomach (cancer excepted)	20	7	8	5	5	2	1	1	2	1	1	53
3. Infan. Diarr. gastro enteritis, Chol. Infantum	192	22	93	26	8	5	9	8	8	5	3	8	2	4	393
4. Diarrhœa and Enteritis (not infantile)	12	6	4	6	2	1	1	3	3	2	4	44
5. Dysentery	2	1	1	2	6
6. Hernia and Intestinal obstructions	18	4	8	7	5	5	2	1	2	1	1	54
7. Other Diseases of the Intestines	11	4	5	1	1	1	26
8. Diseases of the Liver	34	8	14	8	5	3	3	3	2	2	1	3	5	1	89
9. Peritonitis (not puerperal)	62	10	21	2	4	3	6	2	2	3	1	3	3	122
10. Iliac Abscess and Appendicitis	38	6	12	7	7	1	3	1	1	1	1	1	79

TABLE NO. 14.—Continued.

General Diseases.	Toronto.	Hamilton.	Ottawa.	London.	Kingston.	Brantford.	St. Thomas.	Guelph.	St. Catharines.	Belleville.	Strafford.	Windsor.	Chatham.	Woodstock.	Totals.
VII. DISEASES OF THE GENITO-URINARY SYSTEM.															
1. Acute Nephritis	56	4	11	2	1	1	3	2	1	2	1	2	1	2	82
2. Bright's Disease	87	31	13	21	6	2	2	3	6	4	6	5	3	2	191
3. Other Diseases of Kidneys and Adnexa	7	1	2	10	2	1	2	3	1	1	1	1	1	1	28
4. Vesical Calculi	1	1	1	1	1	1	1	1	1	1	1	1	1	1	1
5. Diseases of the Bladder	12	6	4	3	3	3	2	2	2	2	2	2	2	2	33
6. Diseases of the Male Genital Organs	3	1	1	1	1	1	1	1	1	1	1	1	1	1	7
7. Metritis	1	1	1	1	1	1	1	1	1	1	1	1	1	1	1
8. Other Diseases of the Uterus	1	1	1	1	1	1	1	1	1	1	1	1	1	1	1
9. Ovarian Cysts and other Ovarian Tumors	3	1	1	1	1	1	1	1	1	1	1	1	1	1	6
10. Other Diseases of the Female Genital Organs	4	2	3	1	1	1	1	1	1	1	1	1	1	1	10
VIII. PUERPERAL DISEASES.															
1. Puerperal Septicemia	2	2	1	1	1	1	1	1	1	1	1	1	1	1	6
2. Puerperal Albuminuria and Convulsions	12	1	4	1	1	1	1	1	1	1	1	1	1	1	20
3. Other Accidents of Pregnancy, sudden death	11	3	1	1	3	1	2	2	1	1	1	1	1	1	26
4. Puerperal Diseases of the Breast	1	1	1	1	1	1	1	1	1	1	1	1	1	1	1
IX. DISEASES OF THE SKIN AND CELLULAR TISSUE.															
1. Erysipelas	10	7	1	4	1	1	1	1	1	2	1	1	1	1	28
2. Skin and Adnexa (cancer excepted)	5	1	1	1	1	1	1	1	1	1	1	1	1	1	7
X. DISEASES OF THE LOCOMOTOR SYSTEM.															
1. Pott's Disease	1	1	1	1	1	1	1	1	1	1	1	1	1	1	2
2. Diseases of Bones and Joints	3	1	1	1	1	1	1	1	1	1	1	1	1	1	4
3. Amputation (for unspecified disease)	1	1	1	1	1	1	1	1	1	1	1	1	1	1	1
XI. MALFORMATIONS, DISEASES OF INFANCY, DISEASES OF OLD AGE.															
1. Still-Births	258	76	90	34	12	21	7	11	12	4	1	11	6	3	546
2. Congen. Debility and Malformations	412	69	191	47	31	33	9	15	16	8	7	19	12	17	886
3. Other Diseases of Infancy	10	2	11	1	1	1	1	1	1	1	1	1	1	1	27
4. Senile Decay	202	60	82	57	48	28	17	15	13	19	17	15	16	26	614
XII. SUICIDE.															
1. Poison	2	1	1	1	1	1	1	1	1	1	1	1	1	1	5
2. Strangulation	1	1	1	1	1	1	1	1	1	1	1	1	1	1	2
3. Gas Poisoning	1	1	1	1	1	1	1	1	1	1	1	1	1	1	2
4. Drowning	2	1	1	1	1	1	1	1	1	1	1	1	1	1	3
5. Firearms	2	1	1	1	1	1	1	1	1	1	1	1	1	1	3
6. Other Methods	1	1	1	1	1	1	1	1	1	1	1	1	1	1	1
XIII. ACCIDENT.															
1. Fractures and Dislocations	20	4	4	8	2	1	1	1	2	4	1	1	1	1	47
2. Gunshot	1	1	1	2	2	1	1	1	1	1	1	1	1	1	5
3. Lightning	1	1	1	1	1	1	1	1	1	1	1	1	1	1	1
4. Drowning	19	3	4	1	2	2	1	3	3	2	1	1	1	1	41
5. Electric Cars	11	3	3	1	1	1	1	1	1	1	1	1	1	1	19
6. Bicycles	1	1	1	1	1	1	1	1	1	1	1	1	1	1	1
7. Railways	14	5	6	6	2	3	1	1	1	1	3	1	5	1	46
8. Burns and Scalds	19	3	1	1	2	2	1	1	4	1	1	1	1	1	32
9. Homicide	3	1	1	1	1	1	1	1	1	1	1	1	1	1	5
10. Other Accidents	36	19	10	10	3	5	8	2	3	2	1	2	2	2	103
11. Poison	12	1	1	1	1	1	1	1	2	1	1	1	1	1	15
12. Asphyxiation	12	1	1	1	1	1	1	1	1	1	1	1	1	1	13
XIV. ILL-DEFINED CAUSES.															
1. Dropsy	6	1	8	4	7	1	3	1	1	2	1	1	2	1	36
2. Tumors	30	12	14	4	4	1	2	2	1	1	1	1	1	1	77
3. Other Ill-Defined Causes	14	3	14	6	3	5	1	1	1	1	2	3	3	3	65
4. Heart Failure	44	14	26	8	7	5	3	1	1	2	6	3	3	3	119
5. Tetanus	2	1	1	1	1	1	1	1	1	1	1	1	1	1	3
Totals from all causes	3,866	928	1,234	690	360	273	173	169	199	173	116	195	156	190	8,742

TABLE No. 15.

Showing Deaths by Individual Diseases in 11 Towns in 1904.

General Diseases.	Berlin.	Brockville.	Cornwall.	Lindsay.	Niagara Falls.	Owen Sound.	Peterborough.	Kenora.	Sarnia.	Sault Ste. Marie.	Toronto Junction.	Totals.
I. COMMUNICABLE (EPIDEMIC) DISEASES.												
1. Typhoid Fever	1	6	3	3	1	3	7	7	3	2	8	44
2. Smallpox												1
3. Measles	1											1
4. Scarlet Fever		2		2		1	1	4	1	3	1	15
5. Whooping Cough					1	3			3			6
6. Diphtheria and Croup	4	5	1		3	3	12	5	1		11	44
7. Influenza	4	2		2		1	3		1		1	14
8. Other Epidemic Diseases												
II. OTHER GENERAL DISEASES.												
1. Pyaemia and Septicemia	1	1	1	2			3		3	1	2	14
2. Malarial Fever												1
3. Tuberculosis and Scrofula	10	18	27	15	7	15	30	7	20	14	12	175
4. Syphilis												
5. Cancer	7	5	5	5		10	7	3	11	5	6	64
6. Rheumatism and Gout				2			2	1		1		6
7. Diabetes	1			2	1							4
8. Other General Diseases	2	1				4	3			1	4	15
9. Alcoholism, Acute and Chronic				1			1		1		1	4
LOCAL DISEASES.												
III. DISEASES OF NERVOUS SYSTEM AND ORGANS OF SENSE.												
1. Encephalitis			1		1		1					4
2. Simple Meningitis	1	3	4	4	1	2	2	2	2	1	3	25
3. Epidemic Cerebro-spinal Meningitis		1				1						3
4. Congestion and Hemorrhage of the Brain	8	5	4	4	1	3	5		0	1	6	43
5. Softening of the Brain	1						1					3
6. Paralysis without specified cause	4	5	2	2	3	6	10	5	7	2	1	47
7. Insanity			1				1					2
8. Epilepsy		1				1	1					5
9. Convulsions (not puerperal)	6	1	2	3	2	4	1	3	4	1	7	34
10. Other Nervous Diseases	2	1				2	1		1	1		8
IV. DISEASES OF CIRCULATORY SYSTEM.												
1. Pericarditis										2		2
2. Endocarditis		3		1		1	1				1	7
3. Organic Heart Diseases	12	11	5	6		20	15	4	4	6	8	91
4. Diseases of Angina Pectoris		1	1									4
5. Arteries, Atheroma, Aneurism, etc.	1		1				1				1	4
6. Other Diseases of the Circulatory System												
V. DISEASES OF THE RESPIRATORY SYSTEM.												
1. Acute Bronchitis	3		2	4	1	8	6	4	2	1	12	43
2. Chronic Bronchitis	1		1	1			1			1		5
3. Broncho-pneumonia		3	2	1		2			3			17
4. Pneumonia	3	8	7	6	11	8	14	7	7	9	7	87
5. Pleurisy		1	2	1		1	1	1	1			10
6. Congestion of the Lungs (inc. pulmonary apoplexy) ..	3	1		1		2		1		1	3	14
7. Asthma and Emphysema									1			1
8. Other Diseases of the Respiratory System										1		1
VI. DISEASES OF THE DIGESTIVE SYSTEM.												
1. Ulcer of the Stomach	1					1	1		1			4
2. Other Diseases of Stomach (cancer excepted)		4	1	1		3	1				2	12
3. Infant. Diarrhoea & Gastro-enteritis (Cholera Infantum) ..	2	7			4	7	6	3		4	4	44
4. Diarrhoea and Enteritis (not infantile)	2		1	1	1	1			1		1	8
5. Dysentery		2			2			1				5
6. Hernia and Intestinal obstructions	1		1	1		1	1					6
7. Other Diseases of the Intestines	1	1	1			1						4
8. Diseases of the Liver	1	2		1	1	1	2		2	1		11
9. Peritonitis (not Puerperal)		1	1	2		2			3	1	3	13
10. Iliac Abscess (typhylitis, perityphylitis & appendicitis) ..	1		3	3	2	1	2			2		14

TABLE No. 15.—Continued.

Showing total Deaths by Individual Diseases in 11 Towns in 1904.—Continued.

General Diseases.	Berlin.	Brockville.	Cornwall.	Lindsay.	Niagara Falls.	Owen Sound.	Peterborough.	Kenora.	Sarnia.	Sault Ste. Marie.	Toronto Junction.	Totals.
VII. DISEASES OF THE GENITO-URINARY SYSTEM.												
1. Acute Nephritis		3	1				4				4	12
2. Bright's Disease	2	2	2	2	1		7		4	2	3	25
3. Other Diseases of the Kidneys and Adnexa		1	2		1	2	7		1			7
4. Vesical Calculi												
5. Diseases of the Bladder					2	2	1			1		7
6. Diseases of the Male Genital Organs				1								2
7. Metritis							1					
8. Other Diseases of the Uterus												
9. Ovarian Cysts and other Ovarian Tumors										1		1
10. Other Diseases of the Female Genital Organs							1				2	3
VIII. PUERPERAL DISEASES.												
1. Puerperal Septicæmia										1		1
2. Puerperal Albuminuria and Convulsions			1				2					3
3. Other Accidents of Pregnancy, sudden death		1			1					2	2	6
4. Puerperal Diseases of the Breast												
IX. DISEASES OF THE SKIN AND CELLULAR TISSUE.												
1. Erysipelas							1				1	2
2. Other Diseases of Skin and its adnexa (Cancer excepted)												
X. DISEASES OF THE LOCOMOTOR SYSTEM.												
1. Pott's Disease												
2. Diseases of the Bones and Joints												
3. Amputation (for unspecified diseases)												
XI. MALFORMATIONS, DISEASES OF INFANCY, DISEASES OF OLD AGE.												
1. Still-Births	4	13	5	2	8	8	17		5	10	14	86
2. Congenital Debility and Malformations	11	17	9	8	14	13	25	8	10	11	23	149
3. Other Diseases of Infancy	2			2							1	5
4. Senile Decay	17	17	23	14	11	25	23	7	13	5	5	160
XII. SUICIDE.												
1. Poison								2				2
2. Strangulation	1						1					2
3. Gas Poisoning												
4. Drowning				1								1
5. Firearms												
6. Other methods	2			1	1				2			6
XIII. ACCIDENT.												
1. Fractures and Dislocations	2	2	1		4					2	1	14
2. Gunshot		2				1			1	1	1	6
3. Lightning												1
4. Drowning	1		4	2		4		5	3	4		23
5. Electric Cars	1											1
6. Bicycles	1											1
7. Railways	1			2	3		1	7	1	1	3	19
8. Burns and Scalds	2		2								1	5
9. Homicide												
10. Other accidents	1	1			3	3	7	6	2	5	3	31
11. Poison		1								1		2
12. Asphyxiation					2				5			7
XIV. ILL-DEFINED CAUSES.												
1. Dropsy	1			1		1	2	1	2		2	10
2. Tumors		1		1			1		2		2	7
3. Other Ill-Defined Causes		5	2	1	2	3	4	2	3	1	2	25
4. Heart Failure	3			2	5	1	2	4	2	4	3	27
5. Tetanus												
Totals	134	170	133	118	101	185	247	98	154	115	189	1,644

APPENDIX.

BIRTHS BY MONTHS, 1904—COUNTIES.

Counties.	Jan'y.	Feb'y.	March.	April.	May.	June.	July.	August.	Septem-ber.	Octo-ber.	Novem-ber.	Decem-ber.	Total.	No. of pairs of twins.	Triplets.	Illegiti-mate.	Still born.
Algonia :																	
Males	51	51	72	84	68	46	65	66	54	63	53	66	739	12	7	13
Females	61	68	86	71	54	61	63	54	41	42	52	49	702	14	11	7
Total	112	119	158	155	122	107	128	120	95	105	105	115	1,441	13 pair	18	20
Brant :																	
Males	35	26	30	36	49	40	28	28	42	28	42	24	408	6	7	24
Females	46	27	38	26	26	39	32	31	31	27	26	24	373	6	5	12
Total	81	53	68	62	75	79	60	59	73	55	68	48	781	6 pair	12	36
Bruce :																	
Males	43	57	56	62	65	66	46	59	56	47	50	55	662	20	6	15
Females	52	62	54	58	54	63	45	59	53	56	31	46	638	20	5	9
Total	95	119	110	120	124	129	91	118	109	103	81	101	1,300	20 pair	11	24
Carleton :																	
Males	89	97	110	107	102	71	90	79	92	94	70	80	1,081	26	90	15
Females	104	98	106	108	112	117	104	88	87	98	76	102	1,200	20	91	10
Total	193	195	216	215	214	188	194	167	179	192	146	182	2,281	23 pair	1 case	181	25
Dufferin :																	
Males	14	16	24	34	22	28	29	17	25	12	21	10	252	7	1	6
Females	16	24	20	19	11	17	16	26	19	12	13	8	201	5	1	4
Total	30	40	44	53	33	45	45	43	44	24	34	18	453	6 pair	2	10
Elgin :																	
Males	36	39	42	33	34	29	31	38	32	26	38	29	407	7	3	9
Females	28	25	33	33	30	30	35	40	42	30	25	27	378	5	2	9
Total	64	64	75	66	64	59	66	78	74	56	63	56	785	6 pair	5	18
Essex :																	
Males	66	58	76	74	84	65	64	73	62	67	59	59	807	15	5	24
Females	76	66	73	69	56	67	73	66	64	76	46	63	795	11	6	19
Total	142	124	149	148	140	132	137	139	126	143	105	122	1,602	13 pair	11	43

Frontenac :	23	37	42	42	29	47	45	40	45	29	34	34	447	9	15	9
Males	29	50	45	33	38	36	34	45	48	27	36	31	452	8	13	8
Females	52	87	87	75	67	83	79	85	93	56	70	65	899	12 pair	28	17
Total	53	58	62	86	73	65	58	74	73	71	60	62	795	20	6	20
Grey :	47	50	61	60	62	71	63	69	63	61	54	63	724	16	4	17
Males	100	108	123	146	135	136	121	143	136	132	114	125	1,519	18 pair	10	37
Females	23	9	18	22	29	19	21	27	17	24	13	16	238	10	3	4
Total	18	16	17	21	17	12	15	11	20	10	12	13	182	8	2	5
Haldimand :	41	25	35	43	46	31	36	38	37	34	25	29	420	9 pair	5	9
Males	13	20	19	19	13	17	13	15	22	17	14	21	203	3	2	3
Females	20	19	13	11	17	21	18	15	22	17	13	18	204	11	2	3
Total	33	39	32	30	30	38	31	30	44	34	27	39	407	7 pair	4	6
Haliburton :	6	10	9	15	11	12	8	15	9	7	10	6	118	4	1	3
Males	9	9	11	8	12	8	8	10	14	11	7	8	115	4	1	2
Females	15	19	20	23	23	20	16	25	23	18	17	14	233	4 pair	2	5
Total	53	53	52	80	56	53	61	64	44	49	38	37	640	15	8	12
Hastings :	42	59	40	52	55	46	55	69	53	46	36	36	589	11	6	17
Males	95	112	92	132	111	99	116	133	97	95	74	73	1,229	13 pair	14	29
Females	40	49	51	50	67	53	34	55	57	51	50	43	600	13	7	15
Total	46	35	37	52	51	48	40	55	44	38	36	39	521	11	6	10
Huron :	86	84	88	102	118	101	74	110	101	89	86	82	1,121	12 pair	13	25
Males	38	46	48	71	63	58	46	45	49	44	52	56	616	13	3	7
Females	42	55	40	56	56	43	47	46	50	38	37	48	558	17	3	13
Total	80	101	88	127	119	101	93	91	99	82	89	104	1,174	15 pair	6	20

BIRTHS BY MONTHS, 1904—COUNTIES.—Continued.

Counties.	Jan'y.	Feb'y.	March.	April.	May.	June.	July.	August.	Septem-ber.	October.	Novem-ber.	Decem-ber.	Total.	No. of Pairs of Twins.	Triples.	Illegiti-mate.	Still born.
Lambton :																	
Males	51	55	39	54	51	47	50	56	49	50	48	35	580	13	3	15
Females	35	53	48	34	54	46	47	35	62	54	44	44	556	13	7	11
Total	86	108	87	88	105	93	97	91	111	104	87	79	1,136	13 pair	10	26
Lanark :																	
Males	32	20	41	18	27	39	41	37	26	32	21	23	357	5	6	12
Females	33	30	37	29	30	32	33	31	33	21	25	24	358	15	4	9
Total	65	50	78	47	57	71	74	68	59	53	46	47	715	10 pair	10	21
Leeds and Grenville :																	
Males	50	39	61	55	41	58	57	49	49	52	38	41	590	8	8	15
Females	41	42	51	53	58	56	62	42	33	44	32	36	550	18	5	10
Total	91	81	112	108	99	114	119	91	82	96	70	77	1,140	13 pair	13	25
Lennox and Addington :																	
Males	22	16	17	24	10	17	17	22	16	12	20	12	205	5	2	8
Females	11	26	16	30	13	21	20	21	9	15	9	14	205	9	2	4
Total	33	42	33	54	23	38	37	43	25	27	29	26	410	7 pair	1 case	4	12
Lincoln :																	
Males	20	31	29	20	27	12	25	33	28	29	22	26	302	7	4	10
Females	18	22	25	24	25	27	31	17	25	13	25	13	265	5	3	14
Total	38	53	54	44	52	39	56	50	53	42	47	39	567	6 pair	7	24
Middlesex :																	
Males	81	79	100	88	88	83	82	77	91	70	72	82	988	16	16	46
Females	75	71	99	79	80	83	72	80	79	82	65	64	929	20	20	28
Total	156	150	199	162	168	166	154	157	170	152	137	146	1,917	18 pair	36	74
Muskoka :																	
Males	23	24	36	25	25	26	29	17	25	24	28	38	320	13	3	11
Females	21	21	30	46	29	28	32	23	24	22	17	30	323	11	2	6
Total	44	45	66	71	54	54	61	40	49	46	45	68	643	12 pair	5	17

Norfolk:	26	24	29	24	31	26	22	28	27	21	21	28	307	10	9	10
Males.....	15	22	28	20	37	28	30	26	22	21	20	15	284	4	1	5
Females.....	41	46	57	44	68	54	52	54	49	42	41	43	591	7 pair	10	15
Total.....																	
Northumberland and Durham:																	
Males.....	52	49	55	55	68	40	53	55	51	44	45	33	600	10	6	14
Females.....	48	47	50	42	46	65	52	43	48	42	52	34	569	14	4	13
Total.....	100	96	105	97	114	105	105	98	99	86	97	67	1,169	12 pair	10	27
Nipissing:																	
Males.....	48	48	72	57	66	61	61	55	63	36	39	39	645	15	7	15
Females.....	65	67	70	54	57	49	64	75	43	50	34	48	676	15	3	11
Total.....	113	115	142	111	123	110	125	130	106	86	73	87	1,321	15 pair	10	26
Ontario:																	
Males.....	26	45	53	54	52	42	48	42	40	27	33	37	499	10	4	10
Females.....	33	35	42	45	51	39	34	42	37	34	23	44	459	10	7	7
Total.....	59	80	95	99	103	81	82	84	77	61	56	81	958	10 pair	11	17
Oxford:																	
Males.....	39	33	54	42	52	43	38	41	42	43	34	40	501	11	1	12
Females.....	32	34	43	30	51	39	46	45	36	44	43	32	475	15	5	9
Total.....	71	67	97	72	103	82	84	86	78	87	77	72	976	13 pair	6	21
Parry Sound:																	
Males.....	37	33	42	40	42	36	31	32	36	26	26	32	413	8	6	7
Females.....	29	41	31	40	33	31	29	28	25	22	21	28	358	4	2	6
Total.....	66	74	73	80	75	67	60	60	61	48	47	60	771	6 pair	8	13
Peel:																	
Males.....	21	9	14	14	6	11	20	19	10	7	11	7	149	2	2
Females.....	11	19	22	11	14	12	10	20	20	16	14	10	179	1	2
Total.....	32	28	36	25	20	23	30	39	30	23	25	17	328	1	4
Perth:																	
Males.....	52	45	43	46	59	52	37	49	45	37	36	51	552	9	2	6
Females.....	27	48	43	41	51	36	37	33	44	53	24	45	482	13	5	11
Total.....	79	93	86	87	110	88	74	82	89	90	60	96	1,034	11 pair	7	17

BIRTHS BY MONTHS, 1904.—COUNTIES.—Continued.

Counties.	Jan'y.	Feb'y.	March.	April.	May.	June.	July.	August.	Septem-ber.	October.	Novem-ber.	Decem-ber.	Total.	No. of pair of twins.	Triples.	Illigitimate.	Still Born.
Peterborough :																	
Males.....	30	28	27	59	48	33	27	43	51	32	38	34	450	9	3	17
Females.....	41	37	33	49	38	36	34	37	37	35	23	41	441	13	3	12
Total.....	71	65	60	108	86	69	61	80	88	67	61	75	891	11 pair	6	29
Prescott and Russell :																	
Males.....	71	76	78	76	75	70	84	61	75	62	69	79	876	25	7	2	15
Females.....	86	73	99	79	74	71	84	62	62	74	60	75	899	19	8	3	13
Total.....	157	149	177	155	149	141	168	123	137	136	129	154	1,775	22 pair	5 cases	5	28
Prince Edward :																	
Males.....	18	8	15	16	9	12	19	12	10	15	5	14	153	6	5
Females.....	10	10	10	8	11	4	10	12	12	9	10	11	117	2	2	3
Total.....	28	18	25	24	20	16	29	24	22	24	15	25	270	4 pair	2	8
Rainy River :																	
Males.....	18	11	11	17	16	16	16	21	13	13	9	14	175	6	1	2
Females.....	11	17	13	14	10	16	26	13	8	16	9	15	168	8	1	2
Total.....	29	28	24	31	26	32	42	34	21	29	18	29	343	7 pair	2	4
Renfrew :																	
Males.....	61	81	86	57	75	57	73	57	76	44	48	51	766	14	4	18
Females.....	51	64	70	59	60	60	65	61	64	52	33	60	699	20	3	11
Total.....	112	145	156	116	135	117	138	118	140	96	81	111	1,465	17 pair	7	29
Simcoe :																	
Males.....	71	80	91	85	91	82	62	83	82	74	75	74	950	16	5	23
Females.....	84	69	95	106	93	75	83	83	75	74	78	72	987	22	6	26
Total.....	155	149	186	191	184	157	145	166	157	148	153	146	1,937	19 pair	11	49
Stormont, Dundas & Glen :																	
Males.....	61	57	59	65	74	67	85	66	69	67	65	60	795	16	5	14
Females.....	61	57	70	43	69	61	65	88	87	65	56	64	786	18	3	13
Total.....	122	114	129	108	143	128	150	154	156	132	121	124	1,581	17 pair	8	27

BIRTHS BY MONTHS, 1904—CITIES.

Cities.	January.	February.	March.	April.	May.	June.	July.	August.	September.	October.	November.	December.	Total.	No. of pair of twins.	Triples.	Illegitimate.	Still born.
Toronto:																	
Males	224	208	228	218	254	230	245	233	216	207	193	216	2,672	53		108	59
Females	231	222	246	192	226	187	246	209	205	216	197	237	2,614	53		117	45
Total	455	430	474	410	480	417	491	442	421	423	390	453	5,286	53 pair.		225	104
Hamilton:																	
Males	55	48	53	48	47	49	43	63	44	49	49	61	609	6		8	31
Females	67	50	47	48	46	48	55	63	44	43	46	39	596	2		8	20
Total	122	98	100	96	93	97	98	126	88	92	95	100	1,205	4 pair.		16	51
Ottawa:																	
Males	59	67	79	73	69	51	65	50	65	70	43	50	741	11	1	85	4
Females	71	74	82	82	79	82	79	62	58	74	52	61	856	7	2	88	3
Total	130	141	161	155	148	133	144	112	123	144	95	111	1,597	9 pair.	1 case.	173	7
London:																	
Males	37	38	40	41	40	44	47	42	47	35	37	31	479	9		10	27
Females	40	34	44	38	40	43	38	38	37	38	44	30	464	7		17	16
Total	77	72	84	79	80	87	85	80	84	73	81	61	943	8 pair.		27	43
Kingston:																	
Males	8	18	15	19	16	20	21	18	21	10	11	15	192	7		9	2
Females	18	17	18	16	12	17	17	20	29	10	13	11	198	9		5	2
Total	26	35	33	35	28	37	38	38	50	20	24	26	390	8 pair.		14	4
Brantford:																	
Males	15	16	13	24	30	20	19	14	14	9	23	19	216	3		3	9
Females	24	17	20	15	16	21	16	16	18	20	13	17	213	3		2	8
Total	39	33	33	39	46	41	35	30	32	29	36	36	429	3 pair.		5	17
St. Thomas:																	
Males	14	15	9	9	5	9	9	15	11	10	15	8	129	2		7
Females	12	6	10	7	8	6	8	9	14	10	9	7	106	2
Total	26	21	19	16	13	15	17	24	25	20	24	15	235	1 pair.	9

Guelph:	15	13	11	20	11	15	16	10	11	9	9	12	152	4	4	
Males	13	9	13	12	13	8	11	12	6	7	7	7	118	6	3	
Females																	
Total	28	22	24	32	24	23	27	22	17	16	16	19	270	5 pair.	7	
St. Catharines:																	
Males	5	5	7	5	10	7	8	10	14	13	6	8	98	4	1	
Females	5	7	10	6	9	12	12	8	11	1	11	3	95	4	4	
Total	10	12	17	11	19	19	20	18	25	14	17	11	193	2 pair.	5	
Belleville:																	
Males	10	11	2	13	5	12	7	8	9	3	4	6	90	1	3	
Females	4	8	10	10	6	7	4	5	9	8	3	3	77	1	2	
Total	14	19	12	23	11	19	11	13	18	11	7	9	167	1 pair.	5	
Stratford:																	
Males	10	15	16	16	13	13	8	19	8	6	9	10	143	4	1	
Females	5	10	10	4	8	8	8	9	8	7	5	8	90	2	1	
Total	15	25	26	20	21	21	16	28	16	13	14	18	233	3 pair.	2	
Windsor:																	
Males	11	8	10	18	13	11	14	13	13	13	12	12	148	1	
Females	5	9	11	14	9	15	19	14	10	15	12	9	142	6	
Total	16	17	21	32	22	26	33	27	23	28	24	21	290	3 pair.	1	
Chatham:																	
Males	8	4	7	7	12	2	10	4	6	6	4	5	75	3	
Females	5	6	6	6	7	6	8	4	5	13	7	8	81	1	2	
Total	13	10	13	13	19	8	18	8	11	19	11	13	156	2 pair.	2	
Woodstock:																	
Males	7	6	8	8	7	4	7	9	7	4	6	4	77	3	3	
Females	5	7	5	6	9	9	8	6	6	5	8	8	82	5	1	
Total	12	13	13	14	16	13	15	15	13	9	14	12	159	4 pair.	4	
Total Male	478	472	498	519	532	487	519	508	486	444	421	457	5,821	106	150	
Total Females	505	476	532	456	488	469	529	475	460	467	427	448	5,732	106	103	
Grand Total	983	948	1,030	975	1,020	956	1,048	983	946	911	848	905	11,553	106	1 case	474	256

MARRIAGES BY MONTHS, 1904.—COUNTIES.

Counties.	January.	February.	March.	April.	May.	June.	July.	August.	September.	October.	November.	December.	No Date.	Totals.
Algoma	32	31	22	21	18	46	33	42	36	37	57	23	3	401
Brant	11	15	18	22	9	46	14	19	35	15	35	32	271
Bruce	29	32	32	22	24	70	27	16	34	27	42	62	417
Carleton	52	45	24	68	43	153	55	76	110	84	70	48	3	831
Dufferin	16	19	11	11	7	28	11	5	12	10	8	22	160
Elgin	28	20	26	20	19	56	18	23	33	30	30	50	353
Essex	99	76	92	146	120	181	148	130	182	140	120	161	1,595
Frontenac	19	29	26	27	17	44	28	34	29	36	23	36	1	349
Grey	34	32	50	31	18	85	23	36	56	48	55	76	2	546
Haldimand	8	15	10	6	8	34	10	8	22	22	13	33	189
Halton	8	10	5	9	5	22	3	10	25	5	13	18	1	134
Haliburton	4	2	5	2	3	14	2	2	4	5	3	4	50
Hastings	32	23	37	36	16	66	24	32	44	42	42	66	1	461
Huron	34	37	27	23	20	84	17	33	32	26	34	61	428
Kent	29	38	25	45	28	46	24	27	30	38	53	65	5	453
Lambton	34	26	29	34	28	67	18	39	45	41	48	69	1	479
Lanark	21	16	19	34	16	39	4	18	31	33	20	22	1	274
Leeds and Grenville	41	33	31	34	21	60	28	33	47	39	40	45	452
Lennox and Addington	22	13	13	17	4	22	7	10	23	13	16	26	186
Lincoln	14	17	13	29	9	29	12	25	21	21	17	25	232
Middlesex	34	52	54	72	42	122	38	52	84	73	82	99	804
Muskoka	6	9	17	12	15	28	7	17	14	15	16	26	1	183
Nipissing	16	19	14	22	14	30	33	36	19	18	25	13	259
Norfolk	12	10	29	18	9	21	9	8	19	22	25	25	6	213
Northumberland and Durham	29	29	54	38	20	63	20	28	35	35	31	72	454
Ontario	34	21	27	18	13	42	17	17	13	19	25	42	2	280
Oxford	28	28	25	26	16	57	16	25	33	31	25	46	362
Parry Sound	14	7	16	12	10	21	8	18	22	10	11	7	156
Peel	9	15	16	7	3	36	8	9	14	4	14	29	1	165
Perth	35	23	35	34	15	60	14	15	36	34	33	50	2	386
Peterborough	28	24	23	24	17	44	14	19	43	27	37	37	337
Prescott and Russell	32	30	7	30	28	48	29	36	59	34	15	8	2	358
Prince Edward	7	8	9	10	10	13	2	9	11	12	15	18	124

Rainy River.....	9	3	5	7	11	13	12	13	12	12	12	5	11
Renfrew.....	24	25	35	19	70	34	37	48	28	28	37	24	400
Simcoe.....	65	45	44	27	84	32	44	70	68	68	56	72	660
Stormont, Dundas and Glengarry.....	40	40	33	23	65	17	28	76	45	44	44	31	470
Thunder Bay.....	23	12	10	12	16	30	20	18	18	18	21	8	198
Victoria.....	32	19	20	27	44	16	11	26	22	22	31	38	301
Waterloo.....	33	27	29	43	64	16	20	41	45	44	44	55	451
Welland.....	30	20	14	22	44	32	32	40	36	30	30	34	354
Wellington.....	33	35	31	26	17	84	26	20	33	24	24	47	412
Wentworth.....	41	36	66	35	125	41	61	90	73	80	84	84	772
York.....	177	165	234	186	589	195	279	384	329	269	314	314	3,308
Totals.....	1,358	1,231	1,497	1,041	2,973	1,173	1,471	2,101	1,755	1,741	2,128	37	19,789

Males.....	72	44	149	59	4	6	4	7	4	349	56	27	12	9	7	3	2	1	4
Females ..	74	43	153	66	2	3	4	4	349	19	19	5	6	1	1	2	11
Total.....	146	87	302	125	6	9	8	11	4	328	698	57	46	17	15	8	4	2	2	15
Males.....	50	195	190	35	30	27	4	3	8	4	546	1	52	23	9	5	3	2	2	5
Females ..	52	176	200	27	31	35	5	1	4	9	6	546	74	22	13	4	2	1	1	2	9
Total.....	102	371	390	62	61	62	9	1	7	17	10	1,092	75	74	36	13	7	4	3	4	14
Males.....	24	29	73	9	31	4	7	10	2	189	3	14	3	6	5	2	1	1
Females ..	29	26	64	10	32	6	7	13	1	189	31	6	5	2	2	1	3
Total.....	53	55	137	19	63	10	14	23	3	183	378	34	20	8	8	7	2	2	4
Males.....	22	52	46	1	5	4	1	1	2	134	1	11	11	2	2	1	5	2
Females ..	18	55	50	1	2	4	1	3	134	9	9	8	2	2	1	5	4
Total.....	40	107	96	2	7	8	1	2	5	132	268	10	20	19	4	4	2	10	6
Males.....	18	11	17	3	1	50	1	9	1	1	1	1
Females ..	21	10	15	1	8	50	19	1
Total.....	39	21	32	4	4	50	100	20	10	2	1	1	1
Males.....	72	64	250	58	3	1	1	11	1	461	9	35	20	12	10	4	5	4	3
Females ..	77	56	242	62	9	3	10	2	461	86	9	14	9	3	2	3	1	7
Total.....	149	120	492	120	12	4	1	21	3	922	95	44	34	21	13	6	7	8	10
Males.....	40	160	160	32	11	2	6	11	4	2	428	4	42	21	5	4	2	5	4	3
Females ..	40	169	156	29	9	3	7	11	2	2	428	37	16	5	2	3	5	1	1	7
Total.....	80	329	316	61	20	5	13	22	6	4	400	856	41	58	26	7	7	7	6	5	10
Males.....	54	72	185	59	56	3	1	11	12	453	10	26	19	8	5	1	2	4	2
Females ..	39	84	179	62	62	16	11	453	103	19	9	2	1	1	1	1	15
Total.....	93	156	364	121	118	3	1	27	23	411	906	113	45	28	10	6	2	3	5	23
Males.....	63	112	204	33	44	7	4	1	4	7	479	4	48	15	12	5	8	2	1	2
Females ..	58	118	194	40	43	8	2	1	1	5	479	87	20	8	2	7	1	1	1	6
Total.....	121	236	398	73	87	15	6	2	1	9	16	958	91	68	23	14	12	9	3	3	8

}Frontenac{
 }Grey{
 }Haldimand.....{
 }Halton{
 }Haliburton.....{
 }Hastings.....{
 }Huron{
 }Kent{
 }Lambton{

Males.....	25	47	139	7	7	3	2	259	2	99	93	30	11	8	4	1	1	1	9
Females.....	24	34	147	8	2	2	5	239	86	110	31	11	3	2	2	1	1	1	15
Total.....	49	81	286	15	2	5	7	518	88	209	124	41	14	10	4	1	1	1	24
Males.....	24	21	80	1	60	5	8	213	7	82	60	23	12	7	6	4	3	4	2
Females.....	20	15	93	1	64	5	1	213	45	81	43	16	8	8	1	3	1	2	3
Total.....	44	36	175	2	124	10	9	426	52	163	108	41	20	15	7	4	6	4	3
Males.....	50	98	247	15	9	9	2	454	4	132	156	57	47	23	14	7	4	4	5
Females.....	54	70	265	18	5	9	8	484	62	171	116	49	24	11	6	4	4	1	6
Total.....	104	168	512	33	14	18	10	908	66	303	272	106	71	34	20	11	8	4	7
Males.....	27	61	141	24	22	7	7	290	8	74	107	51	23	14	8	7	5	2	1
Females.....	25	63	144	25	22	7	4	290	40	106	83	30	13	9	3	2	1	1	2
Total.....	52	124	285	46	46	14	4	580	43	180	190	81	36	23	6	9	5	1	3
Males.....	41	72	153	9	46	7	6	362	4	131	110	50	33	9	8	5	4	6	2
Females.....	41	70	146	9	62	7	3	362	44	172	74	29	20	13	3	3	4	1	2
Total.....	82	142	299	18	108	15	9	724	48	303	184	79	52	22	11	5	6	2	2
Males.....	16	38	59	20	9	6	1	155	8	47	64	20	11	5	2	2	1	1	3
Females.....	25	34	54	16	10	8	4	156	62	66	18	10	4	1	1	1	1	1	5
Total.....	41	72	113	38	19	9	5	312	55	113	82	30	15	6	2	1	1	1	8
Males.....	21	38	78	12	10	2	1	165	1	22	59	52	20	5	5	2	1	1	1
Females.....	15	45	81	12	9	1	1	165	9	57	59	23	6	2	2	1	1	1	5
Total.....	36	83	159	24	19	3	2	330	10	79	118	75	26	7	2	3	3	1	6
Males.....	42	119	104	8	2	6	12	386	8	92	163	73	24	14	9	3	2	2	3
Females.....	40	110	93	10	4	8	7	386	29	185	103	40	15	7	1	1	1	1	5
Total.....	82	229	197	18	6	14	18	772	32	277	266	113	39	21	10	4	2	2	8
Males.....	54	53	140	20	3	4	3	337	1	115	111	53	25	11	6	5	2	1	3
Females.....	59	45	139	25	1	6	3	337	55	141	88	24	9	10	3	3	2	1	4
Total.....	113	98	279	45	4	10	6	674	56	256	199	77	34	21	9	5	4	1	7

} Nipissing.....
 } Norfolk.....
 } Northumberland and Durham.....
 } Ontario.....
 } Oxford.....
 } Parry Sound.....
 } Peel.....
 } Perth.....
 } Peterborough.....

Males.....	30	38	27	52	3	41	198	5	75	64	37	11	2	1
Females..	28	25	27	58	10	42	198	53	84	37	19	2	3
Total.....	58	63	54	110	13	83	396	5	159	101	56	13	3	5	1
Males.....	38	63	134	42	11	301	4	83	106	56	20	17	2	2	4
Females..	40	52	149	41	7	301	48	109	89	30	7	5	3	1	2
Total.....	78	115	283	83	18	602	52	192	195	86	27	22	2	5	1	6
Males.....	33	75	71	51	14	451	5	162	157	62	27	13	7	6	2
Females..	18	65	56	62	15	451	57	101	116	34	12	11	6	3	2
Total.....	51	140	127	113	29	902	62	363	273	96	39	24	13	9	8	2
Males.....	50	45	122	37	27	4	354	7	110	111	45	29	17	12	8	5	1
Females..	56	45	116	45	25	354	70	137	64	31	20	12	10	4	2	1
Total.....	106	90	238	82	52	4	708	77	247	175	76	49	29	22	12	7	6
Males.....	30	123	144	43	32	6	412	2	113	141	75	48	13	10	3	2
Females..	25	134	143	46	34	2	412	41	178	126	36	16	5	3	3	1
Total.....	55	257	287	89	66	8	821	43	291	267	111	64	18	13	6	1	3
Males.....	181	147	260	73	63	7	772	14	281	242	107	39	33	17	14	1	6
Females..	178	113	281	83	67	6	772	140	310	170	67	33	17	18	5	2
Total.....	359	260	541	156	130	13	1,544	154	591	412	174	62	50	35	19	10	6
Males.....	913	749	880	284	211	47	3,308	34	1,101	1,158	477	223	114	80	43	29	24
Females..	915	676	905	315	218	30	3,308	416	1,467	823	298	127	61	39	17	11	6
Total.....	1,828	1,425	1,785	599	429	100	6,616	450	2,568	1,981	775	350	175	119	60	40	30
Males.....	3,267	4,289	6,350	2,896	1,247	189	19,789	270	6,466	6,487	3,033	1,515	755	485	257	154	181
Females..	3,245	3,952	6,413	3,030	1,332	179	19,789	3,281	8,255	4,551	1,650	777	413	237	122	72	37
Total.....	6,512	8,241	12,763	5,926	2,579	368	39,578	3,561	14,721	11,038	4,683	2,292	1,168	672	379	226	168

CAUSES OF DEATHS BY COUNTIES IN 1904—ALGOMA (Including Municipalities of all Classes).

General Diseases.	Sex.		Nativity.			Social Condition.		Ages.										Months.												Totals																															
	Male.	Female.	Not stated.	Canada.	Foreign.	Not stated.	Single.	Married.	Under 5.					80 and over.	Not given.	January.	February.	March.	April.	May.	June.	July.	August.	September.	October.	November.	December.																																		
									0-1.	1-2.	3-4.	5-9.	10-14.															15-19.	20-24.		25-29.	30-34.	35-39.	40-44.	45-49.	50-59.	60-69.	70-79.																							
Number of Column.																														10	11	12	13	14	15	16	17	18	19	20	21	22	23	24	25	26	27	28	29	30	31	32	33	34	35	36	37	38	39	40	41
I. COMMUNICABLE (EPIDEMIC) DISEASES.																																																													
1. Typhoid Fever.....	6	5	1	4	1	1	8	2	1	1	1	1	1	1	1	1	1	1	1	6																										
2. Smallpox.....	1	3	1																										
3. Measles.....	2	1	3	2	2																									
4. Scarlet Fever.....	2	14	14	2																									
5. Whooping Cough.....	1	3	3	8	2	14																									
6. Diphtheria and Croup.....	5	5	10	10																										
7. Influenza.....																									
8. Other Epidemic Diseases.....																									
Total.....	26	10	35	1	32	3	1	5	1	2	1	1	4	1	4	5	3	1	5	1	2	1	4	1	4	2	4	2	5	36																										
II. OTHER GENERAL DISEASES.																																																													
1. Pyaemia and Septicaemia.....	2	1	2	2	1																									
2. Malarial Fever.....	29	32	47	7	8	32	25	5	1	1	7	2	9	10	6	4	2	1	2	3	5	2	6	7	6	8	2	5	9	6	6	2	5	62																										
3. Tuberculosis and Scrofula.....																									
4. Syphilis.....	1	4	2	1	2	1	4																									
5. Cancer.....	1	2	1	1	1	1	2																									
6. Rheumatism and Gout.....	1	2	1	1	1	1	2																									
7. Diabetes.....	3	1	3	3	1																									
8. Other General Diseases.....																									
9. Alcoholism, Acute and Chronic.....																									
Total.....	36	40	55	9	13	39	33	5	1	1	2	7	3	4	9	10	8	4	4	3	4	6	5	3	7	8	6	4	6	5	10	7	8	77																										
III. NERVOUS SYSTEM.																																																													
1. Encephalitis.....	3	3	4	3	2	1																									
2. Simple Meningitis.....	4	1	5	4																									
3. Epidemic Cerebro-spinal Meningitis.....	2	2	2																									
4. Congestion and Hemorrhage of the Brain.....																									
5. Softening of the Brain.....	1	4	3	2	4	1																									
6. Paralysis without specified cause.....																									
7. Insanity.....	2	1	1																									
8. Epilepsy.....	1	1	1																									
9. Convulsions (not puerperal).....	1	1	1																									
10. Other Nervous Diseases.....																									
Total.....	14	10	16	3	5	10	10	4	7	1	1	1	1	1	1	1	1	1	1	1	1	1	1	1	1	1	1	1	1	1	1	1	1	1	24																									

CARLETON. — Concluded.

Number of Column.	1	2	3	4	5	6	7	8	9	10	11	12	13	14	15	16	17	18	19	20	21	22	23	24	25	26	27	28	29	30	31	32	33	34	35	36	37	38	39	40	41	
IX. THE SKIN.																																										
1. Erysipelas.....		1		1			1																																			
2. Skin and Adnexa (cancer excepted).....		1		1			1																																			
Total.....		2		2			2																																			
X. LOCOMOTOR SYSTEM.																																										
1. Pott's Disease.....		1		1				1																																		
2. Diseases of Bones and Joints.....																																										
3. Amputation (for unspecified diseases).....																																										
Total.....		1		1				1																																		
XI. MALFORMATIONS, ETC.																																										
1. Still-Births.....	64	56	1	121			121			121																																
2. Congen. Debil. and Malformations.....	98	70	1	169			169			169																																
3. Other Diseases of Infancy.....	19	12		31			31			31																																
4. Senile Decay.....	67	56		45	77		10	92	20																																	
Total.....	228	188	2	366	77		331	92	20	315	6																															
XII. SUICIDE.																																										
1. Poison.....																																										
2. Strangulation.....																																										
3. Gas Poisoning.....																																										
4. Drowning.....																																										
5. Firearms.....																																										
Total.....																																										
XIII. ACCIDENTS.																																										
1. Fractures and Dislocations.....																																										
2. Gunshot.....																																										
3. Lightning.....																																										
4. Drowning.....																																										
5. Electric Cars.....																																										
6. Bicycles.....																																										
7. Railways.....																																										
8. Burns and Scalds.....																																										
9. Homefide.....																																										
10. Other accidents.....																																										
Total.....	30	8	1	30	4	5	17	14	8	2	3	3	3	3	3	3	3	3	3	3	3	3	3	3	3	3	3	3	3	3	3	3	3	3	3	3	3	3	3	3		
XIV. ILL-DEFINED CAUSES.																																										
1. Dropsy.....	6	5		10				9	2																																	
2. Tumors.....	7	11		16	2		6	9	3																																	
3. Other ill-defined causes.....	11	12		17	6		4	12	7																																	
Total.....	24	28		43	8	1	10	30	12	1	1	1	1	1	1	1	1	1	1	1	1	1	1	1	1	1	1	1	1	1	1	1	1	1	1	1	1	1	1			
Total from all causes.....	866	754	7	1311	290	26	916	562	150	541	30	6	32	27	57	66	52	56	40	40	101	143	161	9	161	156	165	167	137	139	166	150	138	111	125	101	142	1627				

IV. CIRCULATORY SYSTEM.												
1. Pericarditis	1	2	3	1	3	1	1	1	1	1	1	3
2. Endocarditis	1	1	1	1	1	1	1	1	1	1	1	1
3. Organic Heart Diseases	19	15	22	12	4	29	1	1	1	1	1	34
4. Angina Pectoris	1	1	1	1	1	1	1	1	1	1	1	1
5. Arteries, Atheroma, Aneurism, etc.	16	17	17	16	8	25	1	1	1	1	1	33
6. Other Diseases of Circulatory System	37	35	43	29	13	58	1	1	1	1	1	72
Total	2	1	2	1	2	1	1	1	1	1	1	3
V. RESPIRATORY SYSTEM.												
1. Acute Bronchitis	1	1	1	1	1	1	1	1	1	1	1	1
2. Chronic Bronchitis	23	12	30	8	2	15	19	1	1	1	1	35
3. Broncho-pneumonia	2	1	1	1	1	1	1	1	1	1	1	3
4. Pneumonia	2	1	1	2	1	2	1	1	1	1	1	8
5. Pleurisy	27	16	34	7	2	19	23	1	1	1	1	43
6. Congestion of the Lungs	1	1	1	1	1	1	1	1	1	1	1	1
7. Asthma and Emphysema	1	1	1	1	1	1	1	1	1	1	1	1
8. Other Diseases of the Respiratory System	1	1	1	1	1	1	1	1	1	1	1	1
Total	1	1	1	1	1	1	1	1	1	1	1	1
VI. DIGESTIVE SYSTEM.												
1. Ulcer of the Stomach	1	4	5	1	1	4	1	1	1	1	1	5
2. Other Diseases of Stomach (cancer excepted)	12	6	17	1	18	1	14	4	1	1	1	18
3. Infantile Diarrhoea and Cholera Infantum	1	3	3	3	1	4	1	1	1	1	1	4
4. Diarrhoea and Enteritis (not infantile)	2	2	3	1	1	1	1	1	1	1	1	4
5. Dysentery	1	1	1	1	1	1	1	1	1	1	1	1
6. Hernia and Intestinal obstructions	5	5	7	3	1	10	1	1	1	1	1	10
7. Other Diseases of the Intestines	5	7	11	1	5	7	1	1	1	1	1	12
8. Diseases of the Liver	5	1	5	1	3	3	1	1	1	1	1	6
9. Peritonitis (not puerperal)	32	28	43	11	1	29	31	1	1	1	1	60
10. Iliaec Abscess and Appendicitis	1	1	1	1	1	1	1	1	1	1	1	1
Total	1	1	1	1	1	1	1	1	1	1	1	1
VII. GENITO-URINARY SYSTEM.												
1. Acute Nephritis	6	8	11	2	1	13	1	1	1	1	1	14
2. Bright's Disease	10	1	6	4	1	10	1	1	1	1	1	11
3. Other Diseases of Kidneys and Adnexa	1	1	1	1	1	1	1	1	1	1	1	1
4. Vesical Calculi	1	1	1	1	1	1	1	1	1	1	1	1
5. Diseases of the Bladder	1	1	1	1	1	1	1	1	1	1	1	1
6. Diseases of the Male Genital Organs	1	1	1	1	1	1	1	1	1	1	1	1
7. Metritis	1	1	1	1	1	1	1	1	1	1	1	1
8. Other Diseases of the Uterus	1	1	1	1	1	1	1	1	1	1	1	1
9. Ovarian Cysts and other Ovarian Tumors	1	1	1	1	1	1	1	1	1	1	1	1
10. Other Diseases of Female Genital Organs	1	1	1	1	1	1	1	1	1	1	1	1
Total	17	10	18	7	2	25	1	1	1	1	1	27
VIII. PUERPERAL DISEASES.												
1. Puerperal Septicæmia	1	1	1	1	1	1	1	1	1	1	1	1
2. Puerperal Albuminuria and Convulsions	1	1	1	1	1	1	1	1	1	1	1	1
3. Other accidents of Preg. and sudden death	5	5	5	5	5	5	5	5	5	5	5	5
4. Puerperal Diseases of the Breast	1	1	1	1	1	1	1	1	1	1	1	1
Total	5	5	5	5	5	5	5	5	5	5	5	5

ELGIN.—Concluded.

	1	2	3	4	5	6	7	8	9	10	11	12	13	14	15	16	17	18	19	20	21	22	23	24	25	26	27	28	29	30	31	32	33	34	35	36	37	38	39	40	41			
Number of Column.																																												
IX. THE SKIN.																																												
1. Erysipelas.....																																												
2. Skin and Adnexa (cancer excepted).....																																												
Total.....																																												
X. LOGOMOTOR SYSTEM.																																												
1. Foot's Disease.....																																												
2. Disease of Bones and Joints.....																																												
3. Amputation (for unspecified disease).....																																												
Total.....																																												
XI. MALFORMATIONS, ETC.																																												
1. Still-Births.....	6	8	1	15	15	15	15	15	15	15	15	15	15	15	15	15	15	15	15	15	15	15	15	15	15	15	15	15	15	15	15	15	15	15	15	15	15	15	15	15	15	15	15	
2. Congenital Deblity and Malformations.....	18	12	30	30	30	30	30	30	30	30	30	30	30	30	30	30	30	30	30	30	30	30	30	30	30	30	30	30	30	30	30	30	30	30	30	30	30	30	30	30	30	30	30	
3. Other Diseases of Infancy.....	1	1	1	1	1	1	1	1	1	1	1	1	1	1	1	1	1	1	1	1	1	1	1	1	1	1	1	1	1	1	1	1	1	1	1	1	1	1	1	1	1	1		
4. Senile Decay.....	27	34	19	42	10	49	2	1	2	1	2	1	2	1	2	1	2	1	2	1	2	1	2	1	2	1	2	1	2	1	2	1	2	1	2	1	2	1	2	1	2	1		
Total.....	51	55	1	65	42	56	49	2	46	2	16	43	2	7	15	12	8	12	5	3	5	11	6	11	12	107																		
XII. SUICIDE.																																												
1. Poison.....																																												
2. Strangulation.....																																												
3. Gas Poisoning.....																																												
4. Drowning.....	2																																											
5. Firearms.....	1																																											
6. Other Methods.....																																												
Total.....	3			2	1	2	1		2	1																																		
XIII. ACCIDENT.																																												
1. Fractures and Dislocations.....		1		1																																								
2. Gunshot.....																																												
3. Lightning.....																																												
4. Drowning.....	3	1																																										
5. Trowning.....	1																																											
6. Electric Cars.....																																												
7. Bicycles.....	5			3	2	3	2																																					
8. Railways.....	1	1		1	1	1	1																																					
9. Burns and Scalds.....	7			1	1	1	1																																					
10. Homeicide.....	7	4		7	4	4	7																																					
11. Other Accidents.....	1			1		1																																						
Total.....	18	7		17	6	12	13		2	1	2	1	1	1	1	1	1	1	1	1	1	1	1	1	1	1	1	1	1	1	1	1	1	1	1	1	1	1	1	1	1			
XIV. ILL-DEFINED CAUSES.																																												
1. Dropsy.....	2	8		5	5	1	8																																					
2. Thromb.....	3	2		3	2	2	4																																					
3. Other Ill-Defined Causes.....	2	5		5	5	2	4																																					
Total.....	7	15		13	7	6	15		1																																			
Total from all causes.....	302	283	1	412	160	14	227	342	17	83	9	3	2	15	16	17	13	19	23	17	16	30	44	72	111	6	43	74	56	54	59	47	29	37	46	41	51	49	586					

CAUSES OF DEATHS BY COUNTIES IN 1904. — ESSEX. — (Including municipalities of all classes).

General Diseases.	Sex.		Nativity.		Social con.		Ages.										Months.												Totals.													
	Male.	Female.	Canada.	Foreign.	Not stated.	Single.	Married.	Under 5.										80 and over.																								
								0-1	1-2	2-3	3-4	4-5	5-9	10-14	15-19	20-24	25-29	30-34	35-39	40-44	45-49	50-59	60-69	70-79	80 and over.	January.	February.	March.		April.	May.	June.	July.	August.	September.	October.	November.	December.				
Number of Column.	1	2	3	4	5	6	7	8	9	10	11	12	13	14	15	16	17	18	19	20	21	22	23	24	25	26	27	28	29	30	31	32	33	34	35	36	37	38	39	40	41	
I. COMMUNICABLE (EPIDEMIC) DISEASES.																																										
1. Typhoid Fever.....	13	7	18	2	16	4	16	4	9	10	11	12	13	14	15	16	17	18	19	20	21	22	23	24	25	26	27	28	29	30	31	32	33	34	35	36	37	38	39	40	41	
2. Measles.....	2	2	4	2	2	1	2	1	1	1	1	1	1	1	1	1	1	1	1	1	1	1	1	1	1	1	1	1	1	1	1	1	1	1	1	1	1	1	1	1	1	
3. Scarlet Fever.....	4	4	8	1	4	1	4	1	1	1	1	1	1	1	1	1	1	1	1	1	1	1	1	1	1	1	1	1	1	1	1	1	1	1	1	1	1	1	1	1	1	
4. Whooping Cough.....	11	13	24	1	25	2	25	2	2	5	4	6	3	1	3	1	2	1	2	1	2	1	2	1	4	2	3	3	3	3	3	3	3	3	3	3	3	3	3	3	3	3
5. Diphtheria and Group.....	2	8	10	5	5	2	8	2	1	1	1	1	1	1	1	1	1	1	1	1	1	1	1	1	1	1	1	1	1	1	1	1	1	1	1	1	1	1	1	1		
6. Influenza.....	1	1	2	1	2	1	2	1	1	1	1	1	1	1	1	1	1	1	1	1	1	1	1	1	1	1	1	1	1	1	1	1	1	1	1	1	1	1	1	1		
7. Other Epidemic Diseases.....	33	30	63	54	8	1	49	14	7	5	6	3	1	6	5	5	4	2	4	1	1	4	2	1	1	4	2	12	7	8	7	2	6	1	4	1	4	3	8			
Total.....	8	2	10	5	16	4	16	4	9	10	11	12	13	14	15	16	17	18	19	20	21	22	23	24	25	26	27	28	29	30	31	32	33	34	35	36	37	38	39	40	41	
II. OTHER GENERAL DISEASES.																																										
1. Pyæmia and Septicæmia.....	3	2	5	5	5	5	5	5	5	5	5	5	5	5	5	5	5	5	5	5	5	5	5	5	5	5	5	5	5	5	5	5	5	5	5	5	5	5	5	5		
2. Malarial Fever.....	41	45	86	74	11	1	43	41	2	2	2	4	1	8	15	10	8	6	6	5	3	3	3	3	3	3	3	3	3	3	3	3	3	3	3	3	3	3	3	3	3	
3. Tuberculosis and Scrofula.....	12	16	28	21	7	2	25	1	1	1	1	1	1	1	1	1	1	1	1	1	1	1	1	1	1	1	1	1	1	1	1	1	1	1	1	1	1	1	1	1		
4. Syphilis.....	6	6	12	6	6	6	6	6	6	6	6	6	6	6	6	6	6	6	6	6	6	6	6	6	6	6	6	6	6	6	6	6	6	6	6	6	6	6	6	6		
5. Rheumatism and Gout.....	7	7	14	7	7	7	7	7	7	7	7	7	7	7	7	7	7	7	7	7	7	7	7	7	7	7	7	7	7	7	7	7	7	7	7	7	7	7	7			
6. Diabetes.....	1	1	2	1	1	1	1	1	1	1	1	1	1	1	1	1	1	1	1	1	1	1	1	1	1	1	1	1	1	1	1	1	1	1	1	1	1	1	1			
7. Other General Diseases.....	2	2	4	2	2	2	2	2	2	2	2	2	2	2	2	2	2	2	2	2	2	2	2	2	2	2	2	2	2	2	2	2	2	2	2	2	2	2	2			
8. Alcoholism, Acute and Chronic.....	59	67	126	106	19	1	46	77	3	2	2	2	2	2	2	2	2	2	2	2	2	2	2	2	2	2	2	2	2	2	2	2	2	2	2	2	2	2	2	2		
Total.....	2	5	7	7	7	7	7	7	7	7	7	7	7	7	7	7	7	7	7	7	7	7	7	7	7	7	7	7	7	7	7	7	7	7	7	7	7	7	7			
III. NERVOUS SYSTEM.																																										
1. Encephalitis.....	1	10	11	19	2	18	3	7	3	3	6	2	1	2	1	1	1	1	1	1	1	1	1	1	1	1	1	1	1	1	1	1	1	1	1	1	1	1	1	1		
2. Simple Meningitis.....	2	2	4	4	3	1	3	1	1	1	1	1	1	1	1	1	1	1	1	1	1	1	1	1	1	1	1	1	1	1	1	1	1	1	1	1	1	1	1			
3. Epidemic Cerebro-spinal Meningitis.....	17	16	33	19	13	1	3	25	5	2	1	1	1	1	1	1	1	1	1	1	1	1	1	1	1	1	1	1	1	1	1	1	1	1	1	1	1	1	1			
4. Congestion and Hemorrhage of the Brain.....	10	8	18	9	9	1	17	1	1	1	1	1	1	1	1	1	1	1	1	1	1	1	1	1	1	1	1	1	1	1	1	1	1	1	1	1	1	1	1			
5. Softening of the Brain.....	2	2	4	2	2	1	2	1	1	1	1	1	1	1	1	1	1	1	1	1	1	1	1	1	1	1	1	1	1	1	1	1	1	1	1	1	1	1	1			
6. Paralysis without specified cause.....	5	4	9	8	1	8	1	1	1	1	1	1	1	1	1	1	1	1	1	1	1	1	1	1	1	1	1	1	1	1	1	1	1	1	1	1	1	1	1			
7. Insanity.....	2	2	4	2	2	1	2	1	1	1	1	1	1	1	1	1	1	1	1	1	1	1	1	1	1	1	1	1	1	1	1	1	1	1	1	1	1	1	1			
8. Epilepsy.....	5	4	9	8	1	8	1	1	1	1	1	1	1	1	1	1	1	1	1	1	1	1	1	1	1	1	1	1	1	1	1	1	1	1	1	1	1	1	1			
9. Convulsions (not puerperal).....	1	1	2	1	1	2	1	1	1	1	1	1	1	1	1	1	1	1	1	1	1	1	1	1	1	1	1	1	1	1	1	1	1	1	1	1	1	1	1			
10. Other Nervous Diseases.....	49	48	97	70	26	1	41	51	5	20	6	4	3	1	2	1	3	2	3	2	4	7	14	19	6	8	4	9	7	8	5	8	13	9	8	9	9	9				
Total.....	49	48	97	70	26	1	41	51	5	20	6	4	3	1	2	1	3	2	3	2	4	7	14	19	6	8	4	9	7	8	5	8	13	9	8	9	9	9				

IV.—CIRCULATORY SYSTEM.										
1.	Pericarditis	1	1	1	1	1	1	1	1	1
2.	Endocarditis	2	2	2	2	2	2	2	2	2
3.	Organic Heart Diseases	24	19	24	19	12	25	6	3	8
4.	Angina Pectoris	1	1	1	1	1	1	1	1	1
5.	Aneurysm, Atherosclerosis, etc.	13	12	15	10	5	19	1	1	2
6.	Other Diseases of Circulatory System	40	32	41	31	18	47	7	7	9
Total										
V. RESPIRATORY SYSTEM.										
1.	Acute Bronchitis	1	1	1	1	1	1	1	1	1
2.	Chronic Bronchitis	1	1	1	1	1	1	1	1	1
3.	Broncho-pneumonia	1	1	1	1	1	1	1	1	1
4.	Pneumonia	20	18	28	9	21	15	2	2	3
5.	Pleurisy	3	1	3	1	3	1	1	1	1
6.	Congestion of the Lungs, including pulmonary apoplexy	2	1	2	1	1	1	1	1	1
7.	Asthma and Emphysema	1	1	1	1	1	1	1	1	1
8.	Other Diseases of Respiratory System	28	20	31	13	25	21	2	2	4
Total										
VI. DIGESTIVE SYSTEM.										
1.	Ulcer of the Stomach	4	5	7	1	5	4	1	1	1
2.	Other Diseases of Stomach (cancer excepted)	4	7	11	1	1	1	1	1	1
3.	Infantile Diarrhoea and Cholera Infantum	1	1	1	1	1	1	1	1	1
4.	Diarrhoea and Enteritis (not infantile)	1	1	1	1	1	1	1	1	1
5.	Dysentery	5	2	6	1	4	3	1	1	1
6.	Hernia and Intestinal obstructions	2	2	2	2	2	2	2	2	2
7.	Other Diseases of the Intestines	7	4	3	5	1	7	1	1	1
8.	Diseases of the Liver	4	4	4	4	2	2	2	2	2
9.	Pertussis (not puerperal)	3	6	9	9	7	1	1	1	1
10.	Iliac Abscess and Appendicitis	21	30	42	8	31	19	1	1	1
Total										
VII. GENITO-URINARY SYSTEM.										
1.	Acute Nephritis	6	3	4	5	1	8	1	1	1
2.	Bright's Disease	5	3	4	4	3	5	1	1	1
3.	Other Diseases of Kidneys and Adnexe	1	1	1	1	1	1	1	1	1
4.	Vesical Calculi	1	1	1	1	1	1	1	1	1
5.	Diseases of the Bladder	1	1	1	1	1	1	1	1	1
6.	Diseases of the Male Genital Organs	1	1	1	1	1	1	1	1	1
7.	Metritis	1	1	1	1	1	1	1	1	1
8.	Other Diseases of the Uterus	1	1	1	1	1	1	1	1	1
9.	Ovarian Cystis and other Ovarian Tumors	1	1	1	1	1	1	1	1	1
10.	Other Diseases of the Female Genital Organs	12	7	10	9	4	15	1	1	1
Total										
VIII. PUERPERAL DISEASES.										
1.	Puerperal Septicæmia	1	1	1	1	1	1	1	1	1
2.	Puerperal Albuminuria and Convulsions	1	1	1	1	1	1	1	1	1
3.	Other Accidents of Pregnancy, sudden death	4	4	4	4	4	4	4	4	4
4.	Puerperal Disease of the Breast	1	1	1	1	1	1	1	1	1
Total										

FRONTENAC.—Continued.

	1	2	3	4	5	6	7	8	9	10	11	12	13	14	15	16	17	18	19	20	21	22	23	24	25	26	27	28	29	30	31	32	33	34	35	36	37	38	39	40	41	
IX. THE SKIN.																																										
1. Erysipelas.....	1			1					1																																1	
2. Skin and Adnexa (cancer excepted).....																																										
Total	1			1					1																																	
X. LOCOMOTOR SYSTEM.																																										
1. Pott's Disease.....																																										
2. Diseases of the Bones and Joints.....																																										
3. Amputation (for unspecified Diseases).....																																										
Total																																										
XI. MALFORMATIONS, ETC.																																										
1. Still-Births.....	11	9	2	22			22			22																															22	
2. Congen. Debility and Malformations.....	18	26	1	45			45			44																															45	
3. Other Diseases of Infancy.....	30	44		29	45		8	64	2																															74		
4. Senile Decay.....																																										
Total	59	79	3	96	45		75	64	2	66	1																													141		
XII. SUICIDE.																																										
1. Poison.....	1			1			1																																		1	
2. Strangulation.....	2			1			1																																	2		
3. Gas Poisoning.....																																										
4. Drowning.....																																										
5. Firearms.....																																										
6. Other methods.....	1			1			1																																	1		
Total	4			2	1	1	2	2																																4		
XIII. ACCIDENTS.																																										
1. Fractures and Dislocations.....				2																																						
2. Gunshot.....	2			2			2																																		2	
3. Lightning.....																																										
4. Drowning.....	2	2		2	2		2																																	4		
5. Electric Cars.....																																										
6. Bicycles.....																																										
7. Railways.....	2			2			2																																	2		
8. Burns and Scalds.....				1			1																																	1		
9. Homicide.....	5	2		3	2	2	2	4	1	1																													1			
10. Other Accidents.....	1			1			1																																7			
11. Poison.....	1			1			1																																1			
Total	12	5		11	4	2	9	7	1	1																													17			
XIV. ILL-DEFINED CAUSES.																																										
1. Dropsy.....	14	3		12	5		4	13																																17		
2. Tumors.....	2	2		3	1		4																																4			
3. Other Ill-Defined Causes.....	3	7		7	3		8	7																																10		
Total	19	12		22	9		11	20																																31		
Total from all causes	320	317	3	454	176	10	295	321	24	112	5	5	6	2	12	13	18	24	25	12	24	22	93	93	80	5	54	54	64	67	57	54	35	61	60	40	47	48	52	640		

IV. CIRCULATORY SYSTEM.										
1. Pericarditis.....										1
2. Endocarditis.....	16	10	2	4	21	1				3
3. Organic Heart Diseases.....										1
4. Angina Pectoris.....	1	1	1							1
5. Diseases of Arteries, Atheroma, Aneurism, etc.	3	2	2	1	3					1
6. Other Diseases of the Circulatory System.....										4
Total.....	20	12	3	5	26	1				32
V. RESPIRATORY SYSTEM.										
1. Acute Bronchitis.....	2	1		3						1
2. Chronic Bronchitis.....	2									3
3. Broncho-pneumonia.....	11	8	1	1	1					2
4. Pneumonia.....	2	14	5	3	16					19
5. Pleurisy.....	2	2		2						2
6. Congestion of the Lungs (inc. pul. apoplexy).	3	1		3						4
7. Asthma and Emphysema.....	2	1	1	2						2
8. Other Diseases of the Respiratory System.....										2
Total.....	22	10	23	9	10	21				32
VI. DIGESTIVE SYSTEM.										
1. Ulcer of the Stomach.....	1		1			1				1
2. Other Dis's of the Stomach (Cancer excepted)	2	1								1
3. Infant. Diarr. and Cholera Infantum.....			8							3
4. Dysentery.....										3
5. Diarrhoea and Enteritis (not infantile).....										3
6. Hernia and Intestinal obstructions.....		3	2	1		2				3
7. Other Diseases of the Intestines.....	1	3	3							4
8. Diseases of the Liver.....	2	1	1							4
9. Peritonitis (not puerperal).....	1	1	2							2
10. Iliac Abscess and Appendicitis.....	1	1								2
Total.....	7	9	12	4	7	9				16
VII. GENITO-URINARY SYSTEM.										
1. Acute Nephritis.....	4									4
2. Bright's Disease.....	4		1	3						4
3. Other Diseases of the Kidneys and Adnexa.....			1	3						4
4. Vesical Calculi.....										4
5. Diseases of the Bladder.....										4
6. Diseases of the Male Genital Organs.....										4
7. Metritis.....										4
8. Other Diseases of the Uterus.....										4
9. Ovarian Cysts and other Ovarian Tumors.....	1	1								2
10. Other Diseases of the Female Genital Organs.....										2
Total.....	8	1	3	6	9					9
VIII. PUERPERAL DISEASES.										
1. Puerperal Septicaemia.....										1
2. Puerperal Albuminuria and Convulsions.....										1
3. Other Accidents of Pregnancy, sudden death.	2		2							2
4. Puerperal Disease of the Breast.....										1
Total.....	2		2							2

HALTON. — Concluded.

	1	2	3	4	5	6	7	8	9	10	11	12	13	14	15	16	17	18	19	20	21	22	23	24	25	26	27	28	29	30	31	32	33	34	35	36	37	38	39	40	41	
IX. THE SKIN.																																										
1. Erysipelas.....	1			1	1			1																1																		
2. Skin and Adnexa (cancer excepted).....	2			1	1			2																																		
Total.....	3			2	1		3																	1																		
X. LOCOMOTOR SYSTEM.																																										
1. Pott's Disease.....	1																																									
2. Diseases of Bones and Joints.....	1																																									
3. Amputation for unspecified Diseases.....																																										
Total.....	1																																									
XI. MALFORMATIONS, ETC.																																										
1. Still-Births.....	2	2		4																																						
2. Congen. Debil. and Malformations.....	6	9		15																																						
3. Other diseases of Infancy.....	13	20		8	25		4	29																																		
4. Senile Decay.....																																										
Total.....	21	31		27	25		23	29		19																																
XII. SUICIDE.																																										
1. Poison.....																																										
2. Strangulation.....																																										
3. Gas Poisoning.....																																										
4. Drowning.....																																										
5. Firearms.....		2		2				2																																		
6. Other methods.....																																										
Total.....		2		2			2	2																																		
XIII. ACCIDENTS.																																										
1. Fractures and Dislocations.....																																										
2. Gunshot.....																																										
3. Lightning.....																																										
4. Drowning.....	2	2		2	2		3	1						1	1																											
5. Electric Cars.....																																										
6. Bicycles.....																																										
7. Railways.....	5			2	2		1	4						1	3																											
8. Burns and Scalds.....																																										
9. Homicide.....	3	2		3	1		1	2	3					1	1																											
10. Other accidents.....	1			1			1																																			
11. Poison.....																																										
Total.....	11	4		8	5		7	8						1	2		1	1																								
XIV. ILL-DEFINED CAUSES.																																										
1. Dropsy.....		1		1																																						
2. Tumors.....																																										
3. Other ill-defined Causes.....	6	7		10	3		5	7						1	2		3	2																								
Total.....	6	8		11	3		5	8						1	3		3	2																								
Total from all causes.....	135	139		184	85		99	166		8				35	3		2	1																								

IV. CIRCULATORY SYSTEM.										
1. Pericarditis	1	1	1	1	1	1	1	1	1	1
2. Endocarditis	21	17	21	15	2	6	31	1	1	6
3. Organic Heart Diseases	5	1	4	2		6				6
4. Angina Pectoris										
5. Arteries, Atherosclerosis, Aneurism, etc.										
6. Other Diseases of Circulatory System										
Total	27	19	26	18	2	7	38	1	1	46
V. RESPIRATORY SYSTEM.										
1. Acute Bronchitis	2	8	8	1	1	6	4	6	1	10
2. Chronic Bronchitis	1	2	5	1		2		3	1	6
3. Broncho-pneumonia	19	19	26	10	2	15	23	3	1	38
4. Pneumonia	2	3	5	1	1	4	3	2	1	5
5. Pleurisy	2	2	5	1	1	4	3	1	1	7
6. Congestion of the Lungs (inc. pul. apoplexy) ..	2	2	1	1		2		1	1	2
7. Asthma and Emphysema			1	1				1	1	2
8. Other Diseases of Respiratory System										
Total	33	36	49	16	4	31	38	13	2	69
VI. DIGESTIVE SYSTEM.										
1. Ulcer of the Stomach	2	3	2	3		1	4	2	1	2
2. Other Diseases of Stomach (cancer excepted) ..	5	1	17	1		17		15	1	5
3. Infant. Diarr. and Gastro-Ent. (cholera infant.) ..	3	5	2	6		3	5	3	1	17
4. Diarrhoea and Enteritis (not infantile)										
5. Dysentery	1	3	3	1		2	2	1	1	8
6. Hernia and Intestinal obstructions	2	6	3	5		2	6	2	2	11
7. Other Diseases of the Intestines	1	1	1	1		1	1	1	1	4
8. Diseases of the Liver	2	6	3	5		2	6	2	2	9
9. Peritonitis (not puerperal)	1	8	6	1		4	5	1	1	8
10. Iliac Abscess (Typhilitis, Perityphilitis Append)	3	4	7			5	2	3	2	7
Total	20	41	44	18		35	27	15	2	62
VII. GENITO-URINARY SYSTEM.										
1. Acute Nephritis	3	1	2	2		4		3	1	4
2. Bright's Disease	6	3	5	3	1	9		6	2	9
3. Other Diseases of the Kidneys and Adnixa	5	1	5	1		6		5	1	6
4. Vesical Calculi										
5. Diseases of the Bladder	3	1	1	2		2		1	1	3
6. Diseases of the Male Genital Organs	1			1		1		1	1	3
7. Metritis										
8. Other Diseases of the Uterus										
9. Ovarian Cysts and other Ovarian Tumors										
10. Other Diseases of Female Genital System										
Total	18	5	13	9	1	1	22	4	8	23
VIII. PUERPERAL DISEASES.										
1. Puerperal Septicæmia	2		2			2		2		2
2. Puerperal Albuminuria and Convul.	2		2			2		2		2
3. Other accidents of Pregnancy, sudden death ..	8		8			8		8		8
4. Puerperal Diseases of the Breast										
Total	7		7			7		7		7

LEEDS AND GRENVILLE. — Concluded.

	1	2	3	4	5	6	7	8	9	10	11	12	13	14	15	16	17	18	19	20	21	22	23	24	25	26	27	28	29	30	31	32	33	34	35	36	37	38	39	40	41			
Number of Column.																																												
IX. THE SKIN.																																												
1. Erysipelas	1			1				1																																				
2. Skin and Adnexa (cancer excepted)																																												
Total	1			1				1																																				
X. LOCOMOTOR SYSTEM.																																												
1. Pott's Disease																																												
2. Diseases of Bones and Joints																																												
3. Amputation (for unspecified diseases)																																												
Total																																												
XI. MALFORMATIONS, ETC.																																												
1. Still-Births	27	12	1	40			40			40																																		
2. Congen. Debl. and Malformations	38	29	1	68			68			68																																		
3. Other Diseases of Infancy	2	4		6			6			6																																		
4. Semle Decay	68	74		50	87	5	11	126	5																																			
Total	135	119	2	164	87	5	125	126	5	111	2	1																																
XII. SUICIDE.																																												
1. Poison		1		1			1																																					
2. Strangulation																																												
3. Gas Poisoning																																												
4. Drowning																																												
5. Firearms																																												
Total		2		2			2																																					
XIII. ACCIDENTS.																																												
1. Fractures and Dislocations	2			1	1		2																																					
2. Gunshot	3			3			3																																					
3. Lightning																																												
4. Drowning	3			2	1		2																																					
5. Electric Cars																																												
6. Bicycles																																												
7. Railways	1			1			1																																					
8. Burns and Scalds																																												
9. Homicide	6	4		7	3		4	6		1																																		
10. Other accidents	1			2			2																																					
11. Poison																																												
Total	16	5		16	5		13	6		1																																		
XIV. ILL-DEFINED CAUSES.																																												
1. Dropsy	5	8		7	6		4																																					
2. Tumors	3			3			3																																					
3. Other ill-defined causes	1	13		12	2		8																																					
4. Heart Failure	9	4		11	2		4	7	2																																			
Total	15	28		*33	10		16	24	3	1	1																																	
Total from all causes	473	431	2	691	196	19	396	473	37	154	13	12	6	9	15	22	22	40	36	28	29	25	21	56	108	136	161	13	80	92	96	76	69	76	78	51	70	76		906				

VIII. PUERPERAL DISEASES.	127	135	1	200	51	12	88	150	25	45	2	2	1	4	4	8	8	9	5	10	8	9	7	18	33	48	50	24	31	19	26	16	20	20	18	20	263	
1. Puerperal Septicæmia.....	1	1	1	1	1	1	1	1	1	1	1	1	1	1	1	1	1	1	1	1	1	1	1	1	1	1	1	1	1	1	1	1	1	1	1	1	1	
2. Puerperal Albuminuria and Convulsions.....	1	1	1	1	1	1	1	1	1	1	1	1	1	1	1	1	1	1	1	1	1	1	1	1	1	1	1	1	1	1	1	1	1	1	1	1	1	
3. Other Accidents of Pregnancy, sudden death.	1	1	1	1	1	1	1	1	1	1	1	1	1	1	1	1	1	1	1	1	1	1	1	1	1	1	1	1	1	1	1	1	1	1	1	1	1	
4. Puerperal Diseases of the Breast.....	2	2	2	2	2	2	2	2	2	2	2	2	2	2	2	2	2	2	2	2	2	2	2	2	2	2	2	2	2	2	2	2	2	2	2	2	2	2
Total	5	5	5	5	5	5	5	5	5	5	5	5	5	5	5	5	5	5	5	5	5	5	5	5	5	5	5	5	5	5	5	5	5	5	5	5	5	
IX. THE SKIN.	10	15	8	25	8	25	8	25	8	25	8	25	8	25	8	25	8	25	8	25	8	25	8	25	8	25	8	25	8	25	8	25	8	25	8	25	8	25
1. Erysipelas.....	10	15	8	25	8	25	8	25	8	25	8	25	8	25	8	25	8	25	8	25	8	25	8	25	8	25	8	25	8	25	8	25	8	25	8	25	8	25
2. Skin and Adnexa (cancer excepted).....	1	1	1	1	1	1	1	1	1	1	1	1	1	1	1	1	1	1	1	1	1	1	1	1	1	1	1	1	1	1	1	1	1	1	1	1	1	
Total	25	30	29	19	7	4	47	4	4	4	4	4	4	4	4	4	4	4	4	4	4	4	4	4	4	4	4	4	4	4	4	4	4	4	4	4	4	
X. LOCOMOTOR SYSTEM.	40	49	63	19	7	38	47	4	33	1	1	1	1	1	1	1	1	1	1	1	1	1	1	1	1	1	1	1	1	1	1	1	1	1	1	1	1	
1. Pott's Disease.....	40	49	63	19	7	38	47	4	33	1	1	1	1	1	1	1	1	1	1	1	1	1	1	1	1	1	1	1	1	1	1	1	1	1	1	1	1	
2. Diseases of Bones and Joints.....	1	1	2	1	1	1	1	1	1	1	1	1	1	1	1	1	1	1	1	1	1	1	1	1	1	1	1	1	1	1	1	1	1	1	1	1	1	
3. Amputation (for unspecified diseases).....	1	1	1	1	1	1	1	1	1	1	1	1	1	1	1	1	1	1	1	1	1	1	1	1	1	1	1	1	1	1	1	1	1	1	1	1	1	
Total	42	51	66	21	9	40	49	5	35	2	2	2	2	2	2	2	2	2	2	2	2	2	2	2	2	2	2	2	2	2	2	2	2	2	2	2	2	
XI. MALFORMATIONS, ETC.	1	1	2	2	2	2	2	2	2	2	2	2	2	2	2	2	2	2	2	2	2	2	2	2	2	2	2	2	2	2	2	2	2	2	2	2	2	
1. Still Births.....	1	1	2	2	2	2	2	2	2	2	2	2	2	2	2	2	2	2	2	2	2	2	2	2	2	2	2	2	2	2	2	2	2	2	2	2	2	
2. Congen. Debility and Malformation.....	1	1	1	1	1	1	1	1	1	1	1	1	1	1	1	1	1	1	1	1	1	1	1	1	1	1	1	1	1	1	1	1	1	1	1	1	1	
3. Other Diseases of Infancy.....	1	1	1	1	1	1	1	1	1	1	1	1	1	1	1	1	1	1	1	1	1	1	1	1	1	1	1	1	1	1	1	1	1	1	1	1	1	
4. Senile Decay.....	1	1	1	1	1	1	1	1	1	1	1	1	1	1	1	1	1	1	1	1	1	1	1	1	1	1	1	1	1	1	1	1	1	1	1	1	1	
Total	4	4	5	5	5	5	5	5	5	5	5	5	5	5	5	5	5	5	5	5	5	5	5	5	5	5	5	5	5	5	5	5	5	5	5	5	5	
XII. SUICIDE.	1	1	2	2	2	2	2	2	2	2	2	2	2	2	2	2	2	2	2	2	2	2	2	2	2	2	2	2	2	2	2	2	2	2	2	2	2	2
1. Poison.....	1	1	2	2	2	2	2	2	2	2	2	2	2	2	2	2	2	2	2	2	2	2	2	2	2	2	2	2	2	2	2	2	2	2	2	2	2	2
2. Strangulation.....	1	1	1	1	1	1	1	1	1	1	1	1	1	1	1	1	1	1	1	1	1	1	1	1	1	1	1	1	1	1	1	1	1	1	1	1	1	
3. Gas Poisoning.....	1	1	1	1	1	1	1	1	1	1	1	1	1	1	1	1	1	1	1	1	1	1	1	1	1	1	1	1	1	1	1	1	1	1	1	1	1	
4. Drowning.....	1	1	1	1	1	1	1	1	1	1	1	1	1	1	1	1	1	1	1	1	1	1	1	1	1	1	1	1	1	1	1	1	1	1	1	1	1	
5. Firearms.....	1	1	1	1	1	1	1	1	1	1	1	1	1	1	1	1	1	1	1	1	1	1	1	1	1	1	1	1	1	1	1	1	1	1	1	1	1	
Total	5	5	6	6	6	6	6	6	6	6	6	6	6	6	6	6	6	6	6	6	6	6	6	6	6	6	6	6	6	6	6	6	6	6	6	6	6	
XIII. ACCIDENT.	9	3	10	2	3	8	1	1	1	1	1	1	1	1	1	1	1	1	1	1	1	1	1	1	1	1	1	1	1	1	1	1	1	1	1	1	1	
1. Fractures and Dislocations.....	9	3	10	2	3	8	1	1	1	1	1	1	1	1	1	1	1	1	1	1	1	1	1	1	1	1	1	1	1	1	1	1	1	1	1	1	1	
2. Gunshot.....	1	1	1	1	1	1	1	1	1	1	1	1	1	1	1	1	1	1	1	1	1	1	1	1	1	1	1	1	1	1	1	1	1	1	1	1	1	
3. Lightning.....	1	1	1	1	1	1	1	1	1	1	1	1	1	1	1	1	1	1	1	1	1	1	1	1	1	1	1	1	1	1	1	1	1	1	1	1	1	
4. Drowning.....	1	1	1	1	1	1	1	1	1	1	1	1	1	1	1	1	1	1	1	1	1	1	1	1	1	1	1	1	1	1	1	1	1	1	1	1	1	1
5. Electric Cars.....	1	1	1	1	1	1	1	1	1	1	1	1	1	1	1	1	1	1	1	1	1	1	1	1	1	1	1	1	1	1	1	1	1	1	1	1	1	1
6. Railways.....	1	1	1	1	1	1	1	1	1	1	1	1	1	1	1	1	1	1	1	1	1	1	1	1	1	1	1	1	1	1	1	1	1	1	1	1	1	
7. Burns and Scalds.....	1	1	1	1	1	1	1	1	1	1	1	1	1	1	1	1	1	1	1	1	1	1	1	1	1	1	1	1	1	1	1	1	1	1	1	1	1	
8. Other Accidents.....	1	1	1	1	1	1	1	1	1	1	1	1	1	1	1	1	1	1	1	1	1	1	1	1	1	1	1	1	1	1	1	1	1	1	1	1	1	
Total	12	12	12	12	12	12	12	12	12	12	12	12	12	12	12	12	12	12	12	12	12	12	12	12	12	12	12	12	12	12	12	12	12	12	12	12	12	12
XIV. ILL-DEFINED CAUSES.	4	4	4	4	4	4	4	4	4	4	4	4	4	4	4	4	4	4	4	4	4	4	4	4	4	4	4	4	4	4	4	4	4	4	4	4	4	
1. Dropsy.....	4	4	4	4	4	4	4	4	4	4	4	4	4	4	4	4	4	4	4	4	4	4	4	4	4	4	4	4	4	4	4	4	4	4	4	4	4	
2. Tumors.....	1	1	1	1	1	1	1	1	1	1	1	1	1	1	1	1	1	1	1	1	1	1	1	1	1	1	1	1	1	1	1	1	1	1	1	1	1	
3. Other Ill-Defined Causes.....	2	2	2	2	2	2	2	2	2	2	2	2	2	2	2	2	2	2	2	2	2	2	2	2	2	2	2	2	2	2	2	2	2	2	2	2	2	
4. Heart Failure.....	1	1	1	1	1	1	1	1	1	1	1	1	1	1	1	1	1	1	1	1	1	1	1	1	1	1	1	1	1	1	1	1	1	1	1	1	1	
Total	8	8	8																																			

IV.—CIRCULATORY SYSTEM														
1.	Percarditis	1	1	1	1	1	1	1	1	1	1	1	1	1
2.	Endocarditis	1	1	1	1	1	1	1	1	1	1	1	1	1
3.	Organic Heart Diseases	7	8	3	3	1	13	1	1	1	1	1	1	14
4.	Angina Pectoris	2	2	1	1	1	1	1	1	1	1	1	1	2
5.	Arteries, Atheroma, Aneurism, etc.	1	1	1	1	1	1	1	1	1	1	1	1	1
6.	Other Diseases of Circulatory System	10	9	3	2	17	1	1	1	1	1	1	1	19
Total		12	4	3	2	17	1	1	1	1	1	1	1	4
V. RESPIRATORY SYSTEM.														
1.	Acute Bronchitis	4	4	1	4	1	4	1	4	1	4	1	4	5
2.	Chronic Bronchitis	1	1	2	2	1	1	1	1	1	1	1	1	2
3.	Broncho-pneumonia	12	9	5	1	9	1	2	1	3	2	1	1	81
4.	Pneumonia	1	1	1	1	1	1	1	1	1	1	1	1	1
5.	Pleurisy	1	1	1	1	1	1	1	1	1	1	1	1	1
6.	Congestion of the Lungs, including pul. apop.	1	1	1	1	1	1	1	1	1	1	1	1	1
7.	Asthma and Emphysema	1	1	1	1	1	1	1	1	1	1	1	1	1
8.	Other Diseases of Respiratory System	17	11	6	1	17	10	1	7	2	1	1	3	28
Total		44	31	16	10	44	24	10	21	14	14	14	21	81
VI. DIGESTIVE SYSTEM.														
1.	Ulcer of the Stomach	1	1	2	1	1	2	1	1	1	1	1	1	1
2.	Other Diseases of Stomach (cancer excepted)	1	1	1	1	1	1	1	1	1	1	1	1	1
3.	Infantile Diarrhea and Cholera Infantum	8	5	13	13	2	10	2	10	2	1	1	4	18
4.	Diarrhea and Enteritis (not infantile)	2	1	2	1	2	1	1	1	1	1	1	1	3
5.	Dysentery	1	1	1	1	1	1	1	1	1	1	1	1	1
6.	Hernia and Intestinal obstructions	1	1	1	1	1	1	1	1	1	1	1	1	1
7.	Other Diseases of the Intestines	1	1	1	1	1	1	1	1	1	1	1	1	1
8.	Diseases of the Liver	1	1	1	1	1	1	1	1	1	1	1	1	1
9.	Peritonitis (not puerperal)	1	3	4	2	2	1	1	1	1	1	1	1	4
10.	Iliac Abscess and Appendicitis	1	1	1	1	1	1	1	1	1	1	1	1	1
Total		14	11	21	2	18	7	11	2	1	1	1	2	25
VII. GENITO-URINARY SYSTEM.														
1.	Acute Nephritis	1	1	1	1	1	1	1	1	1	1	1	1	1
2.	Bright's Disease	1	1	1	1	1	1	1	1	1	1	1	1	1
3.	Other Diseases of Kidneys and Adnexa	3	1	2	2	4	1	1	1	1	1	1	1	4
4.	Vesical Calculi	1	1	1	1	1	1	1	1	1	1	1	1	1
5.	Diseases of the Bladder	1	1	1	1	1	1	1	1	1	1	1	1	1
6.	Diseases of the Male Genital Organs	1	1	1	1	1	1	1	1	1	1	1	1	1
7.	Metritis	1	1	1	1	1	1	1	1	1	1	1	1	1
8.	Other Diseases of the Uterus	1	1	1	1	1	1	1	1	1	1	1	1	1
9.	Ovarian Cysts and other Ovarian Tumors	1	1	1	1	1	1	1	1	1	1	1	1	1
10.	Other Diseases of the Female Genital Organs	1	1	1	1	1	1	1	1	1	1	1	1	1
Total		3	1	2	2	4	4	3	1	1	1	1	1	4
VIII. PUERPERAL DISEASES.														
1.	Puerperal Septicæmia	1	1	1	1	1	1	1	1	1	1	1	1	1
2.	Puerperal Albuminuria and Convulsions	1	1	1	1	1	1	1	1	1	1	1	1	1
3.	Other Accidents of Pregnancy, sudden death	4	4	4	4	4	4	4	4	4	4	4	4	4
4.	Puerperal Disease of the Breast	1	1	1	1	1	1	1	1	1	1	1	1	1
Total		4	4	4	4	4	4	4	4	4	4	4	4	4

OXFORD.—Continued.

	1	2	3	4	5	6	7	8	9	10	11	12	13	14	15	16	17	18	19	20	21	22	23	24	25	26	27	28	29	30	31	32	33	34	35	36	37	38	39	40	41	
IV. CIRCULATORY SYSTEM.																																										
1. Pericarditis.....																																										
2. Endocarditis.....	21	31		27	25		12	40								2	1	1	1	1	1	1	3	9	9	17	8	1	7	5	8	2	4	2	5	5	2	7	4	52		
3. Organic Heart Disease.....	3	1		3	1		1	2	1																																4	
4. Angina Pectoris.....	3	1		1	2		1	2																																	3	
5. Arteries, Atheroma, Aneurism, etc.....																																										
6. Other Diseases of the Circulatory System.....																																										
Total.....	27	32		31	28		14	44	1							2	1	1	1	1	1	4	10	10	19	10	1	7	9	2	5	2	6	2	7	5				59		
V. RESPIRATORY SYSTEM.																																										
1. Acute Bronchitis.....	7	3		6	4		6	4																																		
2. Chronic Bronchitis.....	4	2		2	1		3	3																																		
3. Broncho-pneumonia.....	27	33		41	19		20	38	2							2	1	3	4	14	9	3	4	12	9	5	16	2	7	1	4	1	1	4	1	1	4	6			60	
4. Pneumonia.....	4	2		4	2		6	6																																		
5. Pleurisy.....	4	2		4	2		9	2																																		
6. Congestion of the Lungs, inc. pul. apoplexy.....	8	3		9	2		2	2																																		
7. Asthma and Emphysema.....																																										
8. Other Diseases of the Respiratory System.....																																										
Total.....	50	45		67	25		38	55	2							15	2	2	1	6	2	1	3	8	15	21	16	10	19	16	8	9	5	5	2	5	3	7	6		95	
VI. DIGESTIVE SYSTEM.																																										
1. Ulcer of the Stomach.....	2	2		1	1																																					
2. Other Diseases of Stomach (cancer excepted).....	1	5		3			12																																			
3. Infantile Diarrhea and Cholera Infantum.....	7	2		12																																						
4. Diarrhea and Enteritis (not infantile).....	2	2		3	1		4																																			
5. Dysentery.....	1	1		1	1		2	5																																		
6. Hernia and Intestinal obstructions.....	4	3		6			1	2																																		
7. Other Diseases of the Intestines.....	1			1			1	1																																		
8. Diseases of the Liver.....	3	3		4	2		2	4																																		
9. Peritonitis (not puerperal).....	3	7		8	2		4	6																																		
10. Iliac Abscess and Appendicitis.....	3	3		5	1		3	3																																		
Total.....	27	26		48	9	1	31	22								11	4	1	2	1	5	1	2	3	2	6	7	2	2	1	3	6	6	3	7	8	7	5	3	2	53	
VII. GENITO-URINARY SYSTEM.																																										
1. Acute Nephritis.....	4	1		4	1		8	2																																		
2. Bright's Disease.....	4	2		2	4		2	4																																		
3. Other Diseases of Kidneys and Adnexa.....	5	1		3	3		2	4																																		
4. Vesical Calculi.....																																										
5. Diseases of the Bladder.....	1	1		1	1		2																																			
6. Diseases of the Male Genital Organs.....																																										
7. Metritis.....																																										
8. Other Diseases of the Uterus.....																																										
9. Ovarian Cysts and other Ovarian Tumors.....																																										
10. Other Diseases of the Female Genital Organs.....																																										
Total.....	14	7		11	10		8	13								1	1	1	1	2	1	5	4	5	2	5	2	2	5	1	3	3	3	1	3	3	1	3		21		

PEEL.—Continued.

	1	2	3	4	5	6	7	8	9	10	11	12	13	14	15	16	17	18	19	20	21	22	23	24	25	26	27	28	29	30	31	32	33	34	35	36	37	38	39	40	41	
IV. CIRCULATORY SYSTEM.																																										
1. Pericarditis.....																																										
2. Endocarditis.....	6	12		13	5		2	11	5						1	1	4	1						1	3	6	1	3	1	2	4	1	2	2	1	1	1	1	1	1	18	
3. Organic Heart Diseases.....	1	1		2			1	3	1						2								2	1	3																2	
4. Angina Pectoris.....	2	2		2			3	1																	1	3															4	
5. Arteries, Atheroma, Aneurism, etc.....																																										
6. Other Diseases of Circulatory System.....																																										
Total	9	15		17	7		3	14	7						1	1	4	1					3	3	7	4		1	2	4	1	2	3	1	2	4	1			24		
V. RESPIRATORY SYSTEM.																																										
1. Acute Bronchitis.....	2			2			1		1																																	2
2. Chronic Bronchitis.....	2	4		4	2		2	8	1						1																										1	
3. Broncho-pneumonia.....	7	8		12	3		7	7	1						1	1	2					1	1	3	2	1															6	
4. Pneumonia.....																																									15	
5. Pleurisy.....																																										
6. Congestion of the Lungs.....																																										
7. Asthma and Emphysema.....																																										
8. Other Diseases of Respiratory System.....																																										
Total	11	13		19	5		11	10	3						6	1	1	2				1	2	3	4	2		8	2	2	2	1	1	2	2	1				24		
VI. DIGESTIVE SYSTEM.																																										
1. Ulcer of the Stomach.....	1			1																																						1
2. Other Diseases of Stomach (cancer excepted).....	3	5		8			8		1																																8	
3. Infantile Diarrhea and Cholera Infantum.....																																										
4. Diarrhea and Enteritis (not infantile).....																																										
5. Dysentery.....	2																																									
6. Hernia and Intestinal obstructions.....	1			1			1		2																																	
7. Other Diseases of the Intestines.....	3	1		2	2		2	2	2																																2	
8. Diseases of the Liver.....	2	3		5			2	1																																		
9. Peritonitis (not puerperal).....	1	1		2			1	1																																		
10. Hæc Abscess and Appendicitis.....	1	1		2			1	1																																		
Total	13	10		19	4		12	8	3						8	1	1	1	2				2	3	6		1	5	1	2	1	1	5	3	1				23			
VII. GENITO-URINARY SYSTEM.																																										
1. Acute Nephritis.....																																										
2. Bright's Disease.....	7	6		8	5		3	10																																	13	
3. Other Diseases of Kidneys and Adnæxæ.....	2			1					2																																2	
4. Vesical Calculi.....																																										
5. Diseases of the Bladder.....	1			1																																						
6. Diseases of the Male Genital Organs.....																																										
7. Metritis.....																																										
8. Other Diseases of the Uterus.....																																										
9. Ovarian Cysts and other Ovarian Tumors.....																																										
10. Other Diseases of the female Genital Organs.....																																										
Total	8	8		10	6		3	13							1	1	1	1	1				2	3	5	2	1	3	2	1	1	3	2	2	2	3	1			16		

PERTH.—Concluded.

	1	2	3	4	5	6	7	8	9	10	11	12	13	14	15	16	17	18	19	20	21	22	23	24	25	26	27	28	29	30	31	32	33	34	35	36	37	38	39	40	41									
IX. THE SKIN.																																																		
1. Erysipelas.....																																																		
2. Skin and Adnexa (cancer excepted).....																																																		
Total.....																																																		
X. LOCOMOTOR SYSTEM.																																																		
1. Pott's Disease.....																																																		
2. Diseases of the Bones and Joints.....																																																		
3. Amputation (for unspecified diseases).....																																																		
Total.....																																																		
XI. MALFORMATIONS, ETC.																																																		
1. Still-births.....	8	10	4	22	22	22	22	22	22	22	22	22	22	22	22	22	22	22	22	22	22	22	22	22	22	22	22	22	22	22	22	22	22	22	22	22	22	22	22	22	22	22	22	22	22	22	22	22		
2. Congen. Debility and Malformations.....	26	16		42	42	42	42	42	42	42	42	42	42	42	42	42	42	42	42	42	42	42	42	42	42	42	42	42	42	42	42	42	42	42	42	42	42	42	42	42	42	42	42	42	42	42	42	42	42	
3. Other Diseases of Infancy.....	1	5		6	6	6	6	6	6	6	6	6	6	6	6	6	6	6	6	6	6	6	6	6	6	6	6	6	6	6	6	6	6	6	6	6	6	6	6	6	6	6	6	6	6	6	6			
4. Senile Decay.....	39	27		4	61	1	3	62	1																																									
Total.....	74	58	4	74	61	1	73	62	1	70																																								
XII. SUICIDE.																																																		
1. Poison.....																																																		
2. Strangulation.....	1			1			1																																											
3. Gas Poisoning.....																																																		
4. Drowning.....		1		1																																														
5. Firearms.....																																																		
6. Not Stated.....		1		1																																														
Total.....	1	2		2	1	1	2																																											
XIII. ACCIDENTS.																																																		
1. Fractures and Dislocations.....	4			2	2		1	3																																										
2. Gunshot.....																																																		
3. Lightning.....																																																		
4. Drowning.....	3			2	1		2	1																																										
5. Tetanus.....	1			1																																														
6. Railways.....																																																		
7. Burns and Scalds.....	1			1																																														
8. Homicide.....	7	2		7	2		2	7																																										
9. Other Accidents.....	1			1			1																																											
10. Poison.....																																																		
Total.....	17	2		14	5		7	12		1	1	1	1	1	1	1	1	1	1	1	1	1	1	1	1	1	1	1	1	1	1	1	1	1	1	1	1	1	1	1	1	1	1	1	1	1	1			
XIV. ILL-DEFINED CAUSES.																																																		
1. Dropsy.....	4	2		1	5		1	5																																										
2. Tumors.....	4	1		6			3	2																																										
3. Other Ill-defined Causes.....	3	4		6	1		3	4																																										
4. Heart Failure.....	5	5		7	3		4	6																																										
Total.....	16	12		19	9		11	17																																										
Total from all causes.....	292	254	4	328	218	4	230	313	7	105	6	10	4	11	8	8	8	33	16	13	24	17	36	56	93	92	1	51	53	57	44	63	39	44	38	37	34	36	38	39	37	38	39	38	39	38	39	38	39	38
	292	254	4	328	218	4	230	313	7	105	6	10	4	11	8	8	8	33	16	13	24	17	36	56	93	92	1	51	53	57																				

CAUSES OF DEATHS BY COUNTIES IN 1904.—(Including municipalities of all classes.)

General Diseases.	Sex.		Nativity.			Social con.		Ages.										Months.												Totals.													
	Male.	Female.	Canada.	Foreign.	Not stated.	Single.	Married.	Not stated.	Under 5.										Months.																								
									0-1.	1-2.	2-3.	3-4.	5-9.	10-14.	15-19.	20-24.	25-29.	30-34.	35-39.	40-44.	45-49.	50-59.	60-69.	70-79.	80 & over.	Not given.	Jan.	Feb.	March.		April.	May.	June.	July.	Aug.	Sept.	Oct.	Nov.	Dec.				
Number of Column.	1	2	3	4	5	6	7	8	9	10	11	12	13	14	15	16	17	18	19	20	21	22	23	24	25	26	27	28	29	30	31	32	33	34	35	36	37	38	39	40	41		
I. COMMUNICABLE (EPIDEMIC) DISEASES.																																											
1. Typhoid Fever	10	2		11	1		9	2	1																																		
2. Smallpox		1		1			1																																				
3. Measles	2	3		5			5																																				
4. Scarlet Fever																																											
5. Whooping Cough	5	14		20			19	1																																			
6. Diphtheria and Croup	2	5		5	2		4	1																																			
7. Influenza																																											
8. Other Epidemic Diseases																																											
Total	19	25	1	42	3		36	7	2	1	1	4	13	4	4	3	1	1	1	3	1	1	1	1	1	1	1	2	5	2	5	3	2	3	1	4	9	4	3	4	45		
II. OTHER GENERAL DISEASES.																																											
1. Pyaemia and Septicaemia	3	4		6			5	2																																			
2. Malarial fever																																											
3. Tuberculosis and Scrofula	21	32		42	9	2	22	31																																			
4. Syphilis	7	8		8	7		3	12																																			
5. Cancer	1	5		5	1		4	2																																			
6. Rheumatism and Gout	3	3		4	2		2	4																																			
7. Diabetes																																											
8. Other General Diseases	2	1		1	1		2	2																																			
9. Alcoholism, Acute and Chronic																																											
Total	37	52		66	20	3	36	53		2	2	1	1	1	1	1	1	1	1	1	1	1	1	1	1	1	1	1	1	1	1	1	1	1	1	1	1	1	1	1	1	1	
III. NERVOUS SYSTEM.																																											
1. Encephalitis	5	1		6			6																																				
2. Simple Meningitis	4	1		5			4	1																																			
3. Epidemic Cerebro-spinal Meningitis	4	1		1	4		1	4																																			
4. Congestion and Haemorrhage of Brain				1			1																																				
5. Softening of the Brain				7	8		2	14																																			
6. Paralysis without specified cause	8	1		1	1		2	14																																			
7. Insanity				4	1		4	1																																			
8. Epilepsy	2	3		4	4		11	1																																			
9. Convulsions (not puerperal)	8	4		12	1		11	1																																			
10. Other Nervous Diseases	7	2		8	1		8	1																																			
Total	38	23		46	14	1	38	23		13	4	2	1	1	4	4	2	2	1	5	6	2	7	5	6	2	7	5	5	10	4	1	3	5	8	5	3	7	5	61			

IV. CIRCULATORY SYSTEM.										
1.	Pericarditis	1	1	1	1	1	1	1	1	1
2.	Endocarditis	17	64	2	1	2	3	5	10	2
3.	Organic Heart Diseases	45	27	1	1	3	4	7	13	25
4.	Angina Pectoris	1	1	2	1	1	1	2	1	1
5.	Arteries, Atheroma, Aneurism, etc.	2	1	1	2	1	1	1	1	1
6.	Other Diseases of the Circulatory System	1	1	1	1	1	1	1	1	1
37	41.	49	28	1	19	57	2	8	12	20
Total										
V. RESPIRATORY SYSTEM.										
12	9	12	9	11	10	9	1	2	3	4
1.	Acute Bronchitis	1	2	3	3	3	1	1	1	1
2.	Chronic Bronchitis	15	2	15	2	13	1	1	1	1
3.	Broncho-pneumonia	30	13	2	19	25	1	1	1	1
4.	Pneumonia	7	3	1	9	1	3	1	1	1
5.	Pleurisy	5	5	1	2	1	1	1	1	1
6.	Congestion of the Lungs, inc. pul. apoplexy.	2	4	3	2	4	1	1	1	1
7.	Asthma and Emphysema	3	2	2	4	1	1	1	1	1
8.	Other Diseases of the Respiratory System	1	1	1	1	1	1	1	1	1
64	42.	70	34	2	48	57	1	2	3	4
Total										
VI. DIGESTIVE SYSTEM.										
2	4	3	3	3	3	3	3	3	3	3
1.	Ulcer of the Stomach	3	3	3	3	3	3	3	3	3
2.	Other Diseases of Stomach (cancer excepted)	19	19	19	19	16	1	1	1	1
3.	Infantile Diarrhoea and Cholera Infantum	4	2	1	4	1	1	1	1	1
4.	Diarrhoea and Enteritis (not infantile)	2	2	2	2	2	2	2	2	2
5.	Dysentery	2	2	2	2	2	2	2	2	2
6.	Hernia and Intestinal obstructions	2	2	2	2	2	2	2	2	2
7.	Other Diseases of the Intestines	2	2	2	2	2	2	2	2	2
8.	Diseases of the Liver	4	3	4	3	1	1	1	1	1
9.	Peritonitis (not puerperal)	7	7	7	7	1	1	1	1	1
10.	Iliac Abscess and Appendicitis	8	1	1	1	1	1	1	1	1
38	20.	47	10	1	40	17	1	1	1	1
Total										
VII. GENITO-URINARY SYSTEM.										
15	12	19	8	7	19	2	2	3	1	1
1.	Acute Nephritis	2	2	2	2	1	1	1	1	1
2.	Bright's Disease	17	8	7	19	3	1	1	1	1
3.	Other Diseases of Kidneys and Adnexe	6	3	2	6	2	2	2	2	2
4.	Vesical Calculi	4	2	2	4	3	1	1	1	1
5.	Diseases of the Bladder	2	2	1	3	2	2	2	2	2
6.	Diseases of the Male Genital Organs	2	1	1	2	1	1	1	1	1
7.	Metritis	1	1	1	1	1	1	1	1	1
8.	Other Diseases of the Uterus	1	1	1	1	1	1	1	1	1
9.	Ovarian Cysts and other Ovarian Tumors	1	1	1	1	1	1	1	1	1
10.	Other Diseases of the Female Genital Organs	1	1	1	1	1	1	1	1	1
29	16.	30	15	9	35	3	3	2	1	3
Total										
VIII. PUERPERAL DISEASES.										
2	6	2	6	2	6	2	2	2	2	2
1.	Puerperal Septicæmia	6	6	6	6	1	1	1	1	1
2.	Puerperal Albumina and Convulsions	6	6	6	6	1	1	1	1	1
3.	Other Accidents of Pregnancy, sudden death	6	6	6	6	1	1	1	1	1
4.	Puerperal Disease of the Breast	6	6	6	6	1	1	1	1	1
14	14.	14	14	14	14	1	1	1	1	1
Total										

YORK.—Concluded.

	1	2	3	4	5	6	7	8	9	10	11	12	13	14	15	16	17	18	19	20	21	22	23	24	25	26	27	28	29	30	31	32	33	34	35	36	37	38	39	40	41										
Number of Column.																																																			
IX. THE SKIN.																																																			
1. Erysipelas	11	6	..	9	8	..	5	12	..	2	1								
2. Skin and Adnexa (cancer excepted)	5	1	..	3	3	..	1	5							
Total	16	7	..	12	11	..	6	17						
X. LOCOMOTOR SYSTEM.																																																			
1. Pott's Disease					
2. Diseases of the Bones and Joints				
3. Amputation (for unspecified diseases)				
Total				
XI. MALFORMATIONS, ETC.																																																			
1. Still-births	182	128	..	310	310	310		
2. Congen. Debility and Malformations	273	219	..	492	492	492	
3. Other Diseases of Infancy	4	10	..	14	14	18		
4. Senile Decay	146	175	..	76	235	10	36	275	10			
Total	605	532	..	892	235	10	852	275	10	812	4		
XII. SUICIDE.																																																			
1. Poison	2	..	2	2	
2. Strangulation	1		
3. Gas Poisoning		
4. Drowning		
5. Firearms	3	3		
Total	4	2	..	5	1	..	2	4		
XIII. ACCIDENTS.																																																			
1. Fractures and Dislocations	21	3	..	13	11	..	10	13
2. Gunshot	3	2	1	..	1	2	
3. Asphyxiation	10	2	..	13	5	..	3	6	
4. Drowning	17	2	..	13	6	..	13	5	
5. Electric Cars	5	6	..	4	7	..	6	5	
6. Tetanus	2	2		
7. Railways	18	2	..	8	11	..	11	9	
8. Burns and Scalds	8	14	..	17	4	..	15	6		
9. Homicide	2	1	..	2	2			
10. Other Accidents	36	11	..	26	18	..	20	23	4			
11. Poisoning	9	3	..	6	5	..	3	9			
Total	131	44	..	100	68	7	85	80	10	6	3	4	2	5	12	13	13	13	12	15	14	6	15	20	9	4	5	13	7	14	14	10	14	15	29	18	14	15	12	175				
XIV. ILL-DEFINED CAUSES.																																																			
1. Dropsy	3	8	..	5	6	..	10		
2. Tumors	12	27	..	26	11	2	14	23	2			
3. Other Ill-defined Causes	9	12	..	13	1	4	10	10	1																																								

VIII. PUERPERAL DISEASES.											2	
1.	Puerperal Septicæmia.....	2	1	1	1	1	1	1	1	1	1	1
2.	Puerperal Albuminuria and Convulsions.....	12	1	1	1	1	1	1	1	1	1	12
3.	Other Accidents of Pregnancy, sudden death.....	11	1	1	1	1	1	1	1	1	1	11
4.	Puerperal Disease of the Breast.....	11	1	1	1	1	1	1	1	1	1	11
Total											25	
IX. THE SKIN.											10	
1.	Erysipelas.....	7	3	1	1	1	1	1	1	1	1	10
2.	Skin and Adnexa (cancer excepted).....	4	1	1	1	1	1	1	1	1	1	5
Total											15	
X. LOCOMOTOR SYSTEM.											1	
1.	Pott's Disease.....	1	1	1	1	1	1	1	1	1	1	1
2.	Diseases of Bones and Joints.....	1	1	1	1	1	1	1	1	1	1	3
3.	Amputation for unspecified Diseases.....	1	1	1	1	1	1	1	1	1	1	1
Total											4	
XI. MALFORMATIONS, ETC.											258	
1.	Still-Births.....	152	106	258	258	258	258	258	258	258	258	258
2.	Congenital Deblity and Malformations.....	228	184	412	412	412	412	412	412	412	412	258
3.	Other Diseases of Infancy.....	2	8	10	10	10	10	10	10	10	10	10
4.	Semile Decay.....	85	117	32	163	7	22	172	8	19	67	105
Total											882	
XII. SUICIDE.											2	
1.	Poison.....	2	2	2	2	2	2	2	2	2	2	2
2.	Strangulation.....	1	1	1	1	1	1	1	1	1	1	1
3.	Gas Poisoning.....	1	1	1	1	1	1	1	1	1	1	1
4.	Drowning.....	1	1	1	1	1	1	1	1	1	1	1
5.	Firearms.....	2	2	2	2	2	2	2	2	2	2	2
Total											5	
XIII. ACCIDENTS.											20	
1.	Fractures and Dislocations.....	17	3	9	11	8	11	1	1	1	1	20
2.	Gunshot.....	10	2	7	5	3	8	1	1	1	1	12
3.	Asphyxiation.....	17	2	13	6	13	5	1	1	1	1	19
4.	Drowning.....	5	6	4	7	6	5	1	1	1	1	11
5.	Electric Cars.....	2	2	2	2	2	2	2	2	2	2	2
6.	Retarus.....	12	7	6	8	7	7	1	1	1	1	14
7.	Railways.....	7	12	14	4	1	12	6	1	1	1	19
8.	Burns and Scalds.....	2	1	2	2	2	2	2	2	2	2	3
9.	Homicide.....	26	10	16	17	3	15	18	3	2	2	36
10.	Other Accidents.....	9	8	6	5	1	3	9	1	1	1	12
Total											148	
XIV. ILL-DEFINED CAUSES.											6	
1.	Dropsy.....	1	5	2	4	1	5	1	1	1	1	6
2.	Tumors.....	5	22	18	10	2	11	17	2	2	2	30
3.	Other Ill-defined Causes.....	24	20	9	3	2	7	16	1	1	1	14
4.	Heart Failure.....	24	20	26	17	1	10	27	7	7	7	44
Total											94	
Total from all causes											3,886	

Total from all causes

199

284

259

355

281

286

345

339

367

318

449

53

253

389

430

327

168

150

120

169

144

105

63

75

43

54

1,161

112

1,756

2,018

69

1,272

2,545

1,872

2,014

HAMILTON.—Concluded.

	1	2	3	4	5	6	7	8	9	10	11	12	13	14	15	16	17	18	19	20	21	22	23	24	25	26	27	28	29	30	31	32	33	34	35	36	37	38	39	40	41	
IX. THE SKIN.																																										
1. Erysipelas.....	4	3		4	3		4	3		3												1	1	2																		
2. Skin and Adnexa (cancer excepted).....	1			1	1		1	1		3												1	1	2																		
Total.....	5	3		5	4		5	4		6												2	2	4																		
X. LOCOMOTOR SYSTEM.																																										
1. Pott's Disease.....																						1	1																			
2. Diseases of the Bones and Joints.....										3												1	1	3																		
3. Amputation (for unspecified Disease).....										3												1	1	3																		
Total.....	36	32	8	76	69	2	76	69	2	76	76	76	76	76	76	76	76	76	76	76	76	76	76	76	76	76	76	76	76	76	76	76	76	76	76	76	76	76	76	76	76	76
XI. MALFORMATIONS, ETC.																																										
1. Still-Births.....	40	25	4	69	66	2	66	2	1	66	66	2	2	2	2	2	2	2	2	2	2	2	2	2	2	2	2	2	2	2	2	2	2	2	2	2	2	2	2	2	2	
2. Congen. Debil. and Malformations.....	33	27		6	52	2	5	54	1	2																																
3. Other Diseases of Infancy.....	109	86	12	153	52	2	152	54	1	142	4																															
4. Senile Decay.....																																										
Total.....	186	158	16	214	124	4	214	109	1	142	4	4	4	4	4	4	4	4	4	4	4	4	4	4	4	4	4	4	4	4	4	4	4	4	4	4	4	4	4	4	4	
XII. SUICIDE.																																										
1. Poison.....																																										
2. Strangulation.....																																										
3. Gas Poisoning.....																																										
4. Drowning.....																																										
5. Firearms.....																																										
6. Not stated.....																																										
Total.....	3	3	3	3	3	3	3	3	3	3	3	3	3	3	3	3	3	3	3	3	3	3	3	3	3	3	3	3	3	3	3	3	3	3	3	3	3	3	3	3	3	
XIII. ACCIDENTS.																																										
1. Fractures and Dislocations.....	2	2		3	1		2	2																																		
2. Gunshot.....	3	3		3	3		3	3																																		
3. Lightning.....	3	3		3	3		3	3																																		
4. Drowning.....	1	2		3	1		2	1																																		
5. Electric Cars.....	5	5		5	5		5	5																																		
6. Bicycles.....	1	2		2	1		2	1																																		
7. Railways.....	16	8		8	8		7	10	2																																	
8. Burns and Scalds.....	48	9		19	15	3	19	16	2																																	
9. Homicide.....	4	8		7	5		1	19	1																																	
10. Other accidents.....	7	7		10	2		3	10	1																																	
Total.....	13	17	21	7	2	5	23	2	2	198	22	7	11	4	22	8	24	44	30	32	39	43	34	98	107	124	69	12	90	106	85	87	69	54	75	73	66	79				
XIV. ILL-DEFINED CAUSES.																																										
1. Dropsy.....	1	1		1	1		1	1																																		
2. Tumors.....	4	8		7	5		1	19	1																																	
3. Other Ill-Defined Causes.....	1	2		3	3		3	10	1																																	
4. Heart Failure.....	7	7		10	2		3	10	1																																	
Total.....	13	17	21	7	2	5	23	2	2	198	22	7	11	4	22	8	24	44	30	32	39	43	34	98	107	124	69	12	90	106	85	87	69	54	75	73	66	79				
Total from all causes.....	490	426	541	368	19	408	493	27	198	222	77	114	44	228	8	244	443	303	323	393	433	343	983	1073	1243	693	123	903	1063	853	873	693	543	753	733	663	793					

Number of Column.		1	2	3	4	5	6	7	8	9	10	11	12	13	14	15	16	17	18	19	20	21	22	23	24	25	26	27	28	29	30	31	32	33	34	35	36	37	38	39	40	41	
IX. THE SKIN.																																											
1. Erysipelas.....																																											
2. Skin and Adnexa (cancer excepted).....																																											
Total.....																																											
X. LOCOMOTOR SYSTEM.																																											
1. Pott's Disease.....																																											
2. Disease of Bones and Joints.....																																											
3. Amputation (for unspecified disease).....																																											
Total.....																																											
XI. MALFORMATIONS, ETC.																																											
1. Still-Births.....		4	3		7		7		7		7		7		7		7		7		7		7		7		7		7		7		7		7		7		7		7		
2. Congenital Deblity and Malformations.....		8	1		9		9		9		9		9		9		9		9		9		9		9		9		9		9		9		9		9		9		9		
3. Other Diseases of Infancy.....		1			1		1		1		1		1		1		1		1		1		1		1		1		1		1		1		1		1		1		1		
4. Senile Decay.....		3	14		6	11	1	1	16		1		1		1		1		1		1		1		1		1		1		1		1		1		1		1		1		
Total.....		16	18		23	11	18	16	16		17		17		17		17		17		17		17		17		17		17		17		17		17		17		17		17		
XII. SUICIDE.																																											
1. Poison.....																																											
2. Strangulation.....																																											
3. Gas Poisoning.....																																											
4. Drowning.....																																											
5. Firearms.....																																											
Total.....																																											
XIII. ACCIDENT.																																											
1. Fractures and Dislocations.....																																											
2. Gunshot.....																																											
3. Lightning.....																																											
4. Drowning.....																																											
5. Electric Cars.....																																											
6. Bicycles.....																																											
7. Railways.....																																											
8. Burns and Scalds.....																																											
9. Homicide.....																																											
10. Other Accidents.....																																											
Total.....																																											
XIV. ILL-DEFINED CAUSES.																																											
1. Dropsy.....																																											
2. Tumors.....																																											
3. Other Ill-Defined Causes.....																																											
4. Heart Failure.....																																											
Total.....																																											
Total from all causes.....		83	83	125	47	1	80	92	1	36	1	1	1	2	2	5	6	7	7	10	8	7	9	13	20	19	17	2	17	17	19	12	16	16	20	7	12	11	16	11			

CAUSES OF DEATHS BY CITIES IN 1904—LINDSAY.

General Diseases.	Sex.		Nativity.				Soc'l con.		Ages.										Months.												Total.											
	Male.	Female.	Not stated.	Canada.	Foreign.	Not stated.	Single.	Married.	Under 5.					80 & over.					Jan. to Dec.																							
									0-1.	1-2.	2-3.	3-4.	4-5.	10-14.	15-19.	20-24.	25-29.	30-34.	35-39.	40-44.	45-49.	50-59.	60-69.	70-79.	80 & over.	Jan.	Feb.	March.	April.	May.		June.	July.	Aug.	Sept.	Oct.	Nov.	Dec.				
Number of Column.	1	2	3	4	5	6	7	8	9	10	11	12	13	14	15	16	17	18	19	20	21	22	23	24	25	26	27	28	29	30	31	32	33	34	35	36	37	38	39	40	41	
I. COMMUNICABLE (EPIDEMIC) DISEASES.																																										
1. Typhoid Fever	2	1	3	2	1	1	2	1	1	1	1	1	1	1	1	1	1	1	1	1	1	1	1	1	1	1	1	1	1	1	1	1	1	1	1	1	1	1	1	1	1	3
2. Smallpox	2	1	3	2	1	1	2	1	1	1	1	1	1	1	1	1	1	1	1	1	1	1	1	1	1	1	1	1	1	1	1	1	1	1	1	1	1	1	1	1	1	3
3. Measles	2	1	3	2	1	1	2	1	1	1	1	1	1	1	1	1	1	1	1	1	1	1	1	1	1	1	1	1	1	1	1	1	1	1	1	1	1	1	1	1	1	3
4. Scarlet Fever	1	1	2	2	1	1	2	1	1	1	1	1	1	1	1	1	1	1	1	1	1	1	1	1	1	1	1	1	1	1	1	1	1	1	1	1	1	1	1	1	1	2
5. Whooping Cough	1	1	2	2	1	1	2	1	1	1	1	1	1	1	1	1	1	1	1	1	1	1	1	1	1	1	1	1	1	1	1	1	1	1	1	1	1	1	1	1	1	2
6. Diphtheria and Croup	5	3	8	5	2	1	5	3	2	2	1	1	1	1	1	1	1	1	1	1	1	1	1	1	1	1	1	1	1	1	1	1	1	1	1	1	1	1	1	1	1	8
7. Influenza	2	1	3	2	1	1	2	1	1	1	1	1	1	1	1	1	1	1	1	1	1	1	1	1	1	1	1	1	1	1	1	1	1	1	1	1	1	1	1	1	2	
8. Other Epidemic Diseases	2	1	3	2	1	1	2	1	1	1	1	1	1	1	1	1	1	1	1	1	1	1	1	1	1	1	1	1	1	1	1	1	1	1	1	1	1	1	1	1	1	2
Total	8	5	13	8	3	11	15	12	9	11	12	13	14	15	16	17	18	19	20	21	22	23	24	25	26	27	28	29	30	31	32	33	34	35	36	37	38	39	40	41	27	
II. OTHER GENERAL DISEASES.																																										
1. Pyæmia and Septicæmia	2	1	3	1	1	1	2	1	1	1	1	1	1	1	1	1	1	1	1	1	1	1	1	1	1	1	1	1	1	1	1	1	1	1	1	1	1	1	1	1	2	
2. Malarial Fever	2	1	3	1	1	1	2	1	1	1	1	1	1	1	1	1	1	1	1	1	1	1	1	1	1	1	1	1	1	1	1	1	1	1	1	1	1	1	1	1	1	2
3. Tuberculosis and Scrofula	2	1	3	1	1	1	2	1	1	1	1	1	1	1	1	1	1	1	1	1	1	1	1	1	1	1	1	1	1	1	1	1	1	1	1	1	1	1	1	1	1	15
4. Syphilis	2	1	3	1	1	1	2	1	1	1	1	1	1	1	1	1	1	1	1	1	1	1	1	1	1	1	1	1	1	1	1	1	1	1	1	1	1	1	1	1	1	5
5. Cancer	2	1	3	1	1	1	2	1	1	1	1	1	1	1	1	1	1	1	1	1	1	1	1	1	1	1	1	1	1	1	1	1	1	1	1	1	1	1	1	1	1	5
6. Rheumatism and Gout	2	1	3	1	1	1	2	1	1	1	1	1	1	1	1	1	1	1	1	1	1	1	1	1	1	1	1	1	1	1	1	1	1	1	1	1	1	1	1	1	1	2
7. Diabetes	2	1	3	1	1	1	2	1	1	1	1	1	1	1	1	1	1	1	1	1	1	1	1	1	1	1	1	1	1	1	1	1	1	1	1	1	1	1	1	1	2	
8. Other General Diseases	2	1	3	1	1	1	2	1	1	1	1	1	1	1	1	1	1	1	1	1	1	1	1	1	1	1	1	1	1	1	1	1	1	1	1	1	1	1	1	1	2	
9. Alcoholism, Acute and Chronic	1	1	2	1	1	1	1	1	1	1	1	1	1	1	1	1	1	1	1	1	1	1	1	1	1	1	1	1	1	1	1	1	1	1	1	1	1	1	1	1	1	2
Total	8	5	13	8	3	11	15	12	9	11	12	13	14	15	16	17	18	19	20	21	22	23	24	25	26	27	28	29	30	31	32	33	34	35	36	37	38	39	40	41	27	
Local Diseases.																																										
III. DISEASES OF NERVOUS SYSTEM AND ORGANS OF SENSE.																																										
1. Encephalitis	1	1	2	1	1	1	2	1	1	1	1	1	1	1	1	1	1	1	1	1	1	1	1	1	1	1	1	1	1	1	1	1	1	1	1	1	1	1	1	1	1	4
2. Simple Meningitis	1	1	2	1	1	1	2	1	1	1	1	1	1	1	1	1	1	1	1	1	1	1	1	1	1	1	1	1	1	1	1	1	1	1	1	1	1	1	1	1	1	4
3. Epidemic cerebro-spinal Meningitis	3	1	4	2	2	1	4	1	1	1	1	1	1	1	1	1	1	1	1	1	1	1	1	1	1	1	1	1	1	1	1	1	1	1	1	1	1	1	1	1	1	4
4. Congestion and Hemorrhage of Brain	1	1	2	1	1	1	2	1	1	1	1	1	1	1	1	1	1	1	1	1	1	1	1	1	1	1	1	1	1	1	1	1	1	1	1	1	1	1	1	1	1	2
5. Softening of the Brain	1	1	2	1	1	1	2	1	1	1	1	1	1	1	1	1	1	1	1	1	1	1	1	1	1	1	1	1	1	1	1	1	1	1	1	1	1	1	1	1	1	2
6. Paralysis without specified cause	1	1	2	1	1	1	2	1	1	1	1	1	1	1	1	1	1	1	1	1	1	1	1	1	1	1	1	1	1	1	1	1	1	1	1	1	1	1	1	1	1	2
7. Insanity	3	1	4	2	2	1	4	1	1	1	1	1	1	1	1	1	1	1	1	1	1	1	1	1	1	1	1	1	1	1	1	1	1	1	1	1	1	1	1	1	1	3
8. Epilepsy	3	1	4	2	2	1	4	1	1	1	1	1	1	1	1	1	1	1	1	1	1	1	1	1	1	1	1	1	1	1	1	1	1	1	1	1	1	1	1	1	3	
9. Convulsions (not puerperal)	3	1	4	2	2	1	4	1	1	1	1	1	1	1	1	1	1	1	1	1	1	1	1	1	1	1	1	1	1	1	1	1	1	1	1	1	1	1	1	1	3	
10. Other Nervous Diseases	8	5	13	8	3	11	15	12	9	11	12	13	14	15	16	17	18	19	20	21	22	23	24	25	26	27	28	29	30	31	32	33	34	35	36	37	38	39	40	41	13	

KENORA.—Concluded.

	1	2	3	4	5	6	7	8	9	10	11	12	13	14	15	16	17	18	19	20	21	22	23	24	25	26	27	28	29	30	31	32	33	34	35	36	37	38	39	40	41								
Number of Column.																																																	
IX. THE SKIN.																																																	
1. Erysipelas.....																																																	
2. Skin and Adnexa (cancer excepted).....																																																	
Total.....																																																	
X. LOCOMOTOR SYSTEM.																																																	
1. Pott's Disease.....																																																	
2. Diseases of Bones and Joints.....																																																	
3. Amputation (for unspecified diseases).....																																																	
Total.....																																																	
XI. MALFORMATIONS, ETC.																																																	
1. Still Births.....																																																	
2. Congen. Debility and Malformation.....																																																	
3. Other Diseases of Infancy.....																																																	
4. Senile Decay.....																																																	
Total.....																																																	
XII. SUICIDE.																																																	
1. Poison.....																																																	
2. Strangulation.....																																																	
3. Gas Poisoning.....																																																	
4. Drowning.....																																																	
5. Firearms.....																																																	
Total.....																																																	
XIII. ACCIDENT.																																																	
1. Fractures and Dislocations.....																																																	
2. Gunshot.....																																																	
3. Lightning.....																																																	
4. Drowning.....																																																	
5. Electric Cars.....																																																	
6. Bicycles.....																																																	
7. Railways.....																																																	
8. Burns and Scalds.....																																																	
9. Homicide.....																																																	
10. Other Accidents.....																																																	
Total.....																																																	
XIV. ILL-DEFINED CAUSES.																																																	
1. Dropsy.....																																																	
2. Tumors.....																																																	
3. Other Ill-Defined Causes.....																																																	
4. Heart Failure.....																																																	
Total.....																																																	
Total from all causes.....																																																	
	71	27	54	44	57	36	5	16	1	3	1	7	1	8	11	7	5	10	5	6	6	5	5	6	5	10	5	2	4	2	3	3	9	6	7	9	4	4	6	3	8	6	11	11	11	11	98		

SAULT STE. MARIE.—Concluded.

	1	2	3	4	5	6	7	8	9	10	11	12	13	14	15	16	17	18	19	20	21	22	23	24	25	26	27	28	29	30	31	32	33	34	35	36	37	38	39	40	41		
Number of Column.																																											
IX. THE SKIN.																																											
1. Erysipelas.....																																											
2. Skin and Adnexa (cancer excepted).....																																											
Total.....																																											
X. LOCOMOTOR SYSTEM.																																											
1. Pott's Disease.....																																											
2. Disease of Bones and Joints.....																																											
3. Amputation (for unspecified disease).....																																											
Total.....																																											
XI. MALFORMATIONS, ETC.																																											
1. Still-Births.....	6	4		10			10			10																																	
2. Congenital Debility and Malformations.....	8	3		11			11			11																																	
3. Other Diseases of Infancy.....	4	1		2	3		5																																				
4. Senile Decay.....																																											
Total.....	18	8		23	3		21	5		21																																	
XII. SUICIDE.																																											
1. Poison.....																																											
2. Strangulation.....																																											
3. Gas Poisoning.....																																											
4. Drowning.....																																											
5. Firearms.....																																											
Total.....																																											
XIII. ACCIDENT.																																											
1. Fractures and Dislocations.....																																											
2. Gunshot.....	2			1	1		1			1																																	
3. Lighting.....	1			1			1			1																																	
4. Drowning.....	4					4	2	2																																			
5. Electric Cars.....																																											
6. Bicycles.....																																											
7. Railways.....	1			1			1			1																																	
8. Burns and Scalds.....																																											
9. Homicide.....	4			1	2		4	1																																			
10. Other Accidents.....																																											
11. Poisoning.....																																											
Total.....	13	2		4	3	8	6	1		3	5	1	2	1																													
XIV. ILL-DEFINED CAUSES.																																											
1. Dropsy.....																																											
2. Tumors.....																																											
3. Other Ill-Defined Causes.....	2	2		3	1	2	2																																				
4. Heart Failure.....																																											
Total.....	2	2		3	1	2	2	3																																			
Total from all causes.....	72	43		62	24	29	67	42	6	30	2	1	1	1	2	2	5	6	13	8	8	6	4	6	8	3	9	10	9	11	11	10	12	15	15	14	10	11	115				

