


WikiTirta

Digitizing, Mapping Historical Places
of self-purification in Bali and Preserving
Culture

Angga Buana
Singapore, August 18th 2023



01

Project

Team

Komunitas Wikimedia Denpasar





02

What is
WikiTirta?

Abstract

The malukat activity (self-purification) is an activity that is very often carried out by both the Balinese and tourists visiting Bali, but the information available on the internet such as pictures, videos and metadata about places, locations and melukat traditions is inadequate.

WikiTirta is a community effort to document the places of malukat which will later provide clearer information about the activities of malukat in Bali.





03

Malukat

**(self-purification)
tradition**

What is it?

Malukat is one of the Hindu traditions in Bali which means cleaning the soul from negative things.

Malukat is performed on holy days according to Balinese Hindu beliefs.

Malukat itself can generally be done in several places such as temples, beaches and Patirtan or places to take holy water and carry out self-purification processions.



Procedure of *Malukat*



Give offerings

Before carrying out the ritual, the people who will do self-purification usually give offerings such as *pejati* and *canang sari*.




Do self-purification

Malukat is carried out in a place that has been provided in a patirtan such as a spring or waterfall. Each place of melukat usually has a different order and method.



Praying

Asking for permission, asking for blessings, and at the same time thanking God.



04 Project Implementation



Lokasi WikiTirta

Pesiraman Dalem Pingit
Pura Gunung Kawi Sebatu



Pura Mangening



Pura Taman Pecampuhan Sala



Pura Tirta Sudamala



Pura Telaga Waja



Pura Taman



Pura Tirta Empul Apuan



Pura Beji Selati



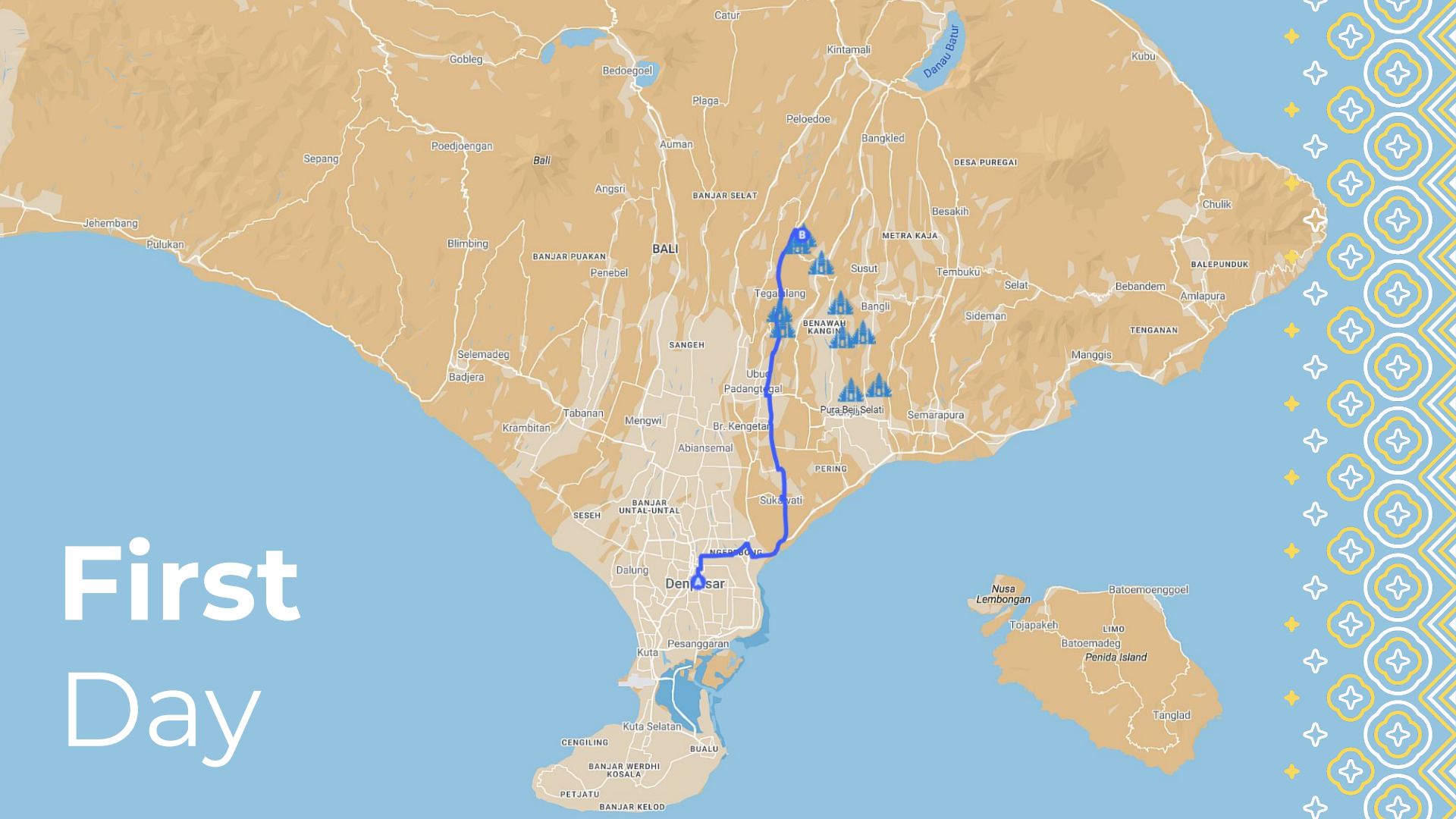
Pancoran Solas



Digitizing


WikiTirta was held for 3 days. On one day we documented 3 to 4 different locations spread across Gianyar and Bangli Regencies.





First Day


Places of the First Day



**Telaga Waja Temple,
Gianyar**



**Taman Temple,
Gianyar**

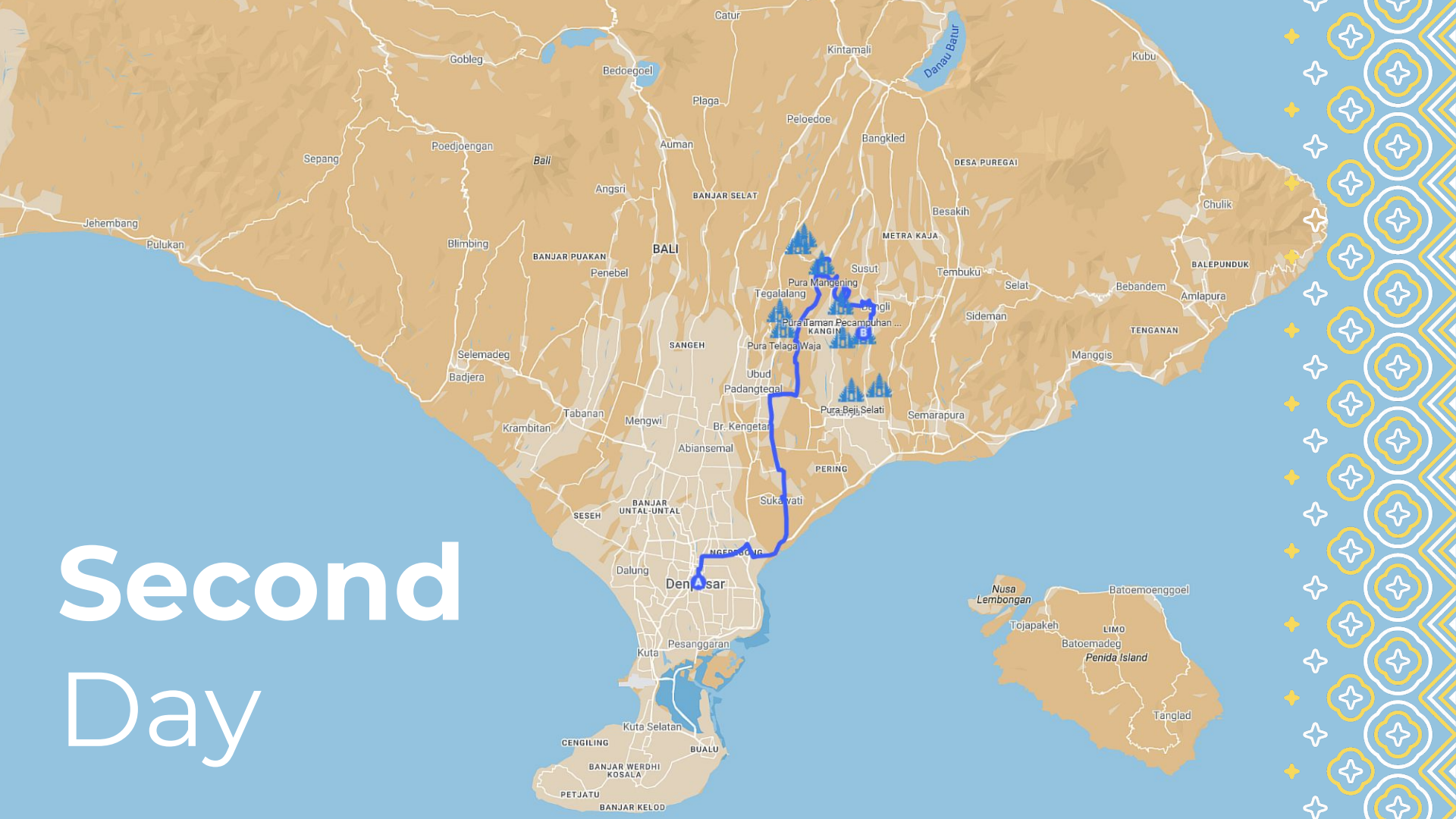


**Gunung Kawi Temple,
Gianyar**




**Dalem Pingit Sebatu
Temple, Gianyar**


Second Day




Places of the Second Day



**Mangening Temple,
Gianyar**

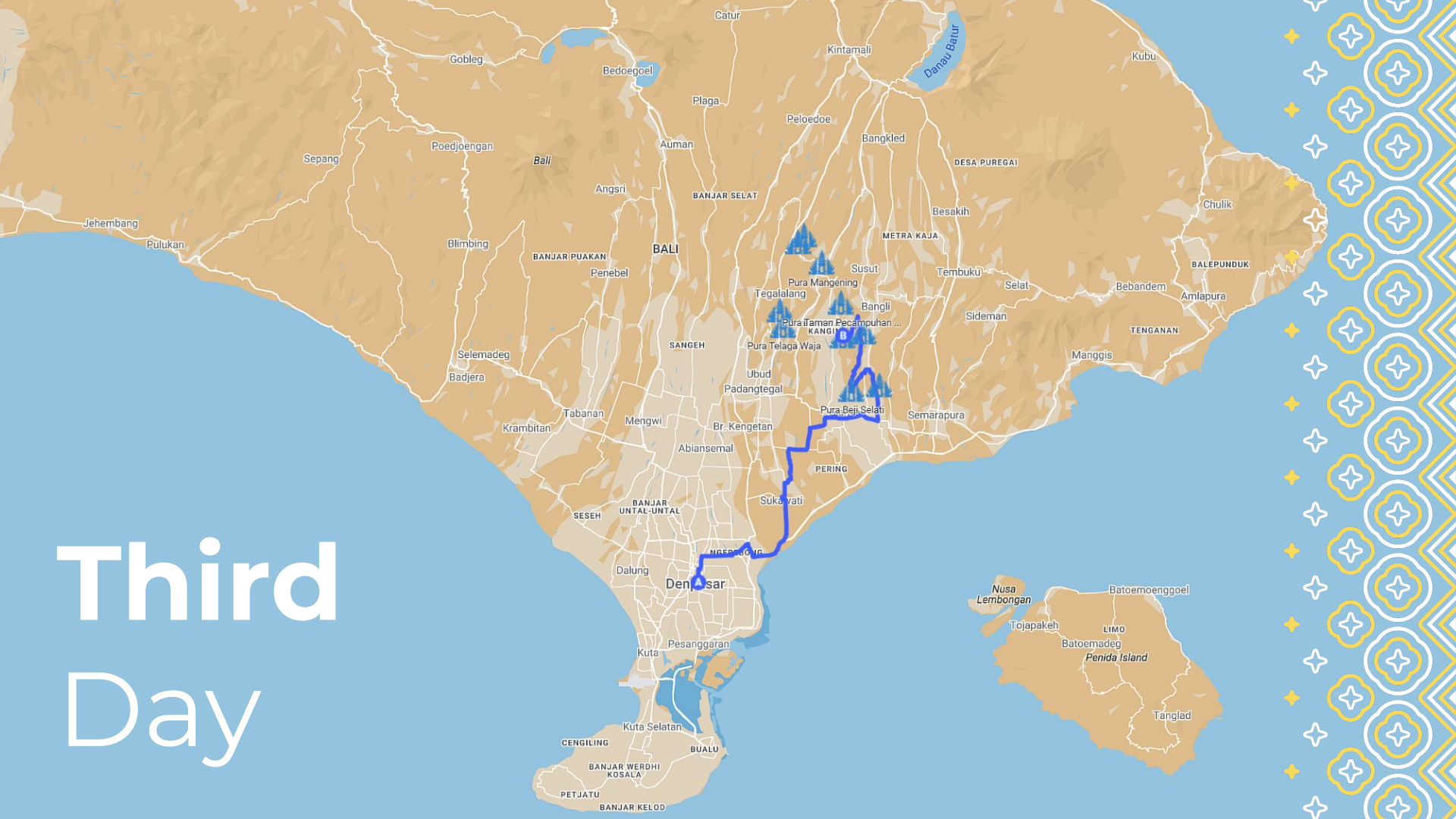


**Taman Pecampuhan Sala
Temple, Bangli**



**Tirta Sudamala Temple,
Bangli**


Third Day




Places of the Third Day



Pancoran Solas, Bangli

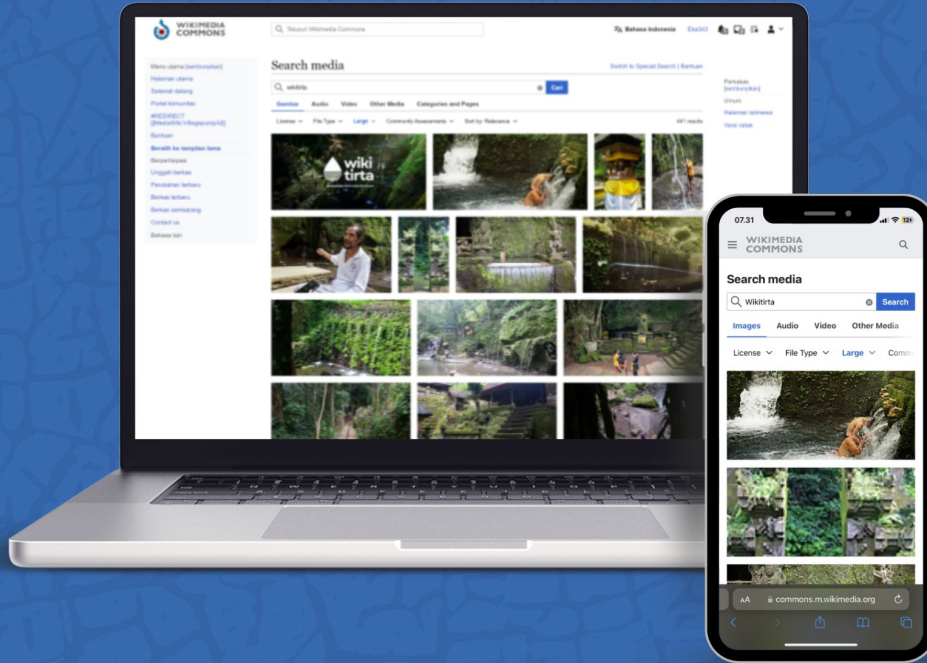


Beji Selati, Bangli



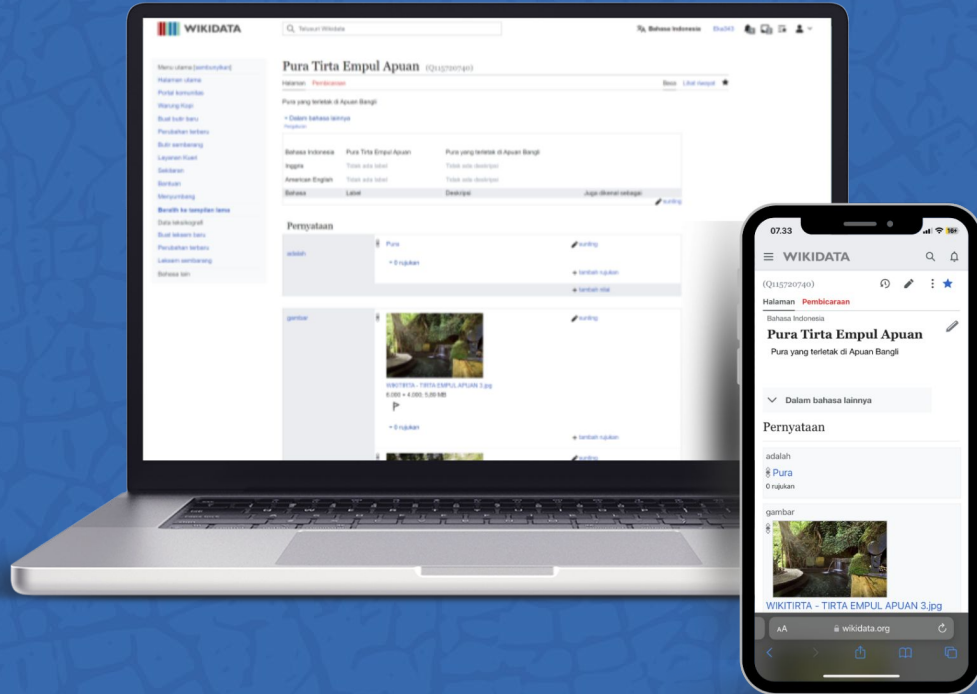
Tirta Empul Apuan, Bangli

Uploading to Commons

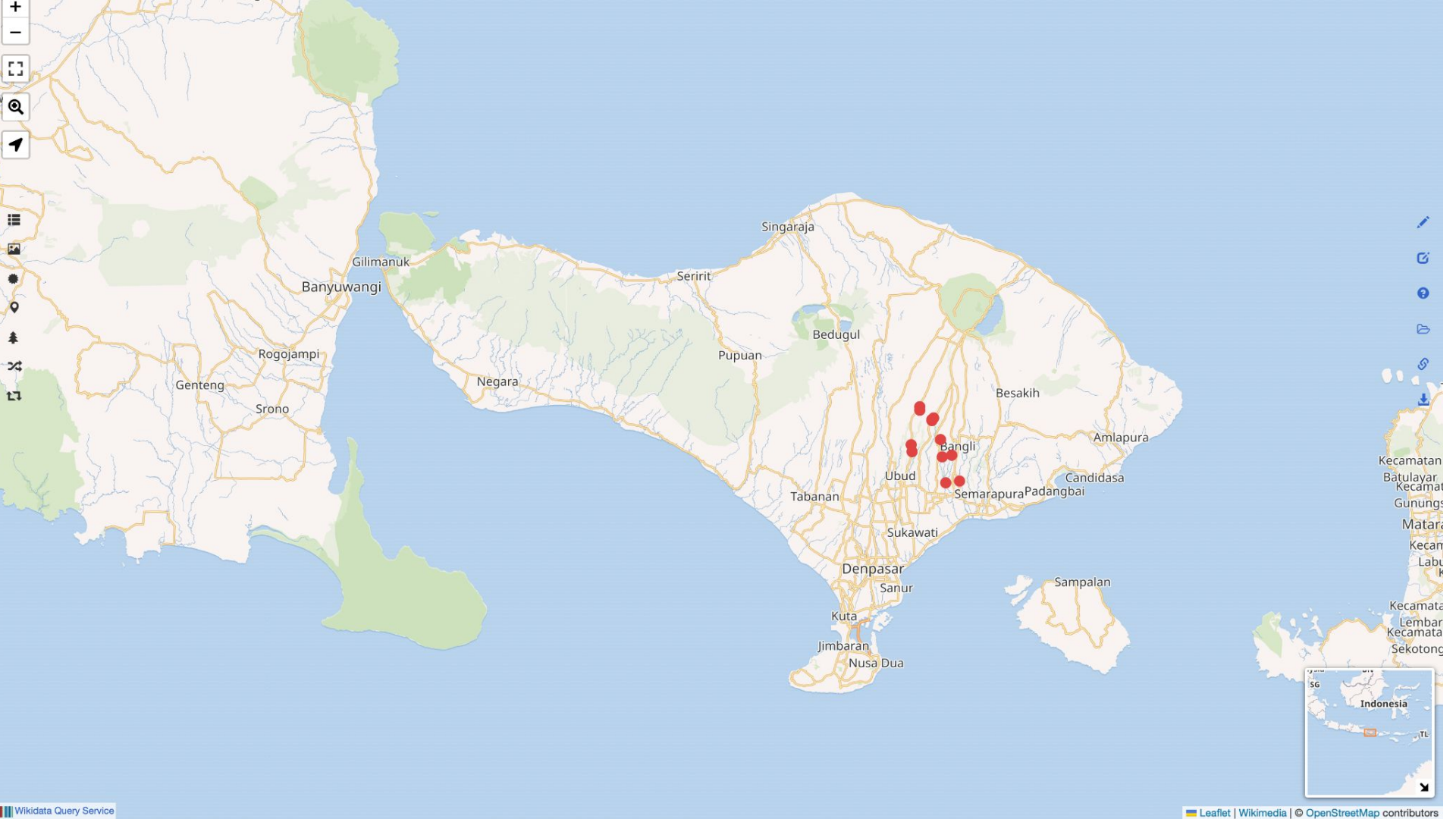


443 photos of self-purification places in Bali have been uploaded
Link: w.wiki/6apH

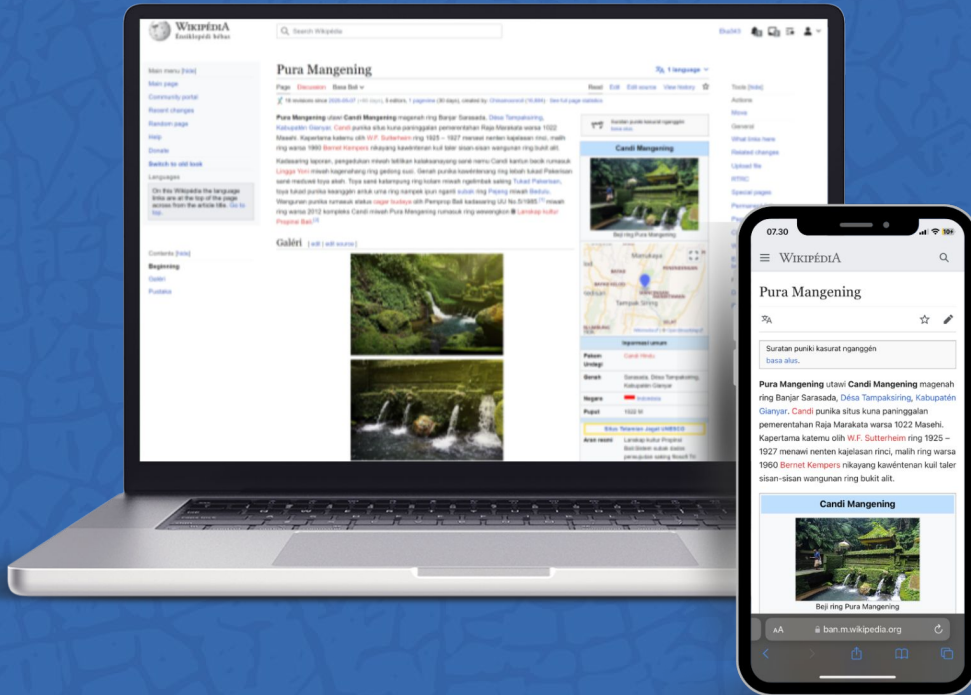
Creating Metadata on Wikidata



10 places of self-purification have been created on Wikidata
Link: [w.wiki/_wuyb](https://www.wikidata.org/wiki/wuyb)




Writing Articles on Wikipedia



10 articles have been created on Wikipedia Basa Bali
Link: w.wiki/_wTDq





05

**Obstacles &
Challenges**



Location access

Because not all places in Bali have a direct road to the place, especially using 4 wheels. There are several places where you have to go through many stairs, such as Sebatu, Pecampuhan Sala



The Weather

You have to be smart about choosing the time, so you don't go during the rainy season because some places are slippery to pass during the rainy season, for example, the Sala Camp. Also, rainy weather will also make it difficult to take photos because we really have to protect the camera from water and the photos are less contrasty due to the lack of direct sunlight.

Thank You

Terima Kasih

