


GV  
377  
.W33

1910

Wright & Ditson  
Base Ball Guide.

J. H. Murnane.





Class GV877

Book W83







# WRIGHT & DITSON'S

1910

## BASE BALL GUIDE



PRICE  
10 CENTS

Published By

**WRIGHT & DITSON**

344 WASHINGTON STREET

BOSTON — MASS.

# WRIGHT & DITSON

AMERICA'S GREATEST ATHLETIC STORES

Established in 1871 by GEORGE WRIGHT

**Main Store**      **344 Washington Street**  
**and Office:**    **BOSTON, MASS.**

The business has grown so tremendously that we have opened stores in the following cities:

<b>NEW YORK CITY</b> 22 Warren Street	<b>CHICAGO, ILL.</b> 84 Wabash Avenue	<b>SAN FRANCISCO</b> 359 Market Street
<b>PROVIDENCE, R. I.</b> 76 Weybosset Street	<b>CAMBRIDGE, MASS.</b> Harvard Square	

---

*Why has the business grown to its present large proportions? Because GEO. WRIGHT and JOHN F. MORRILL, who manage the business, are not only base ball experts, but take part in all kinds of sports of the present time, and in this way understand the practical part of the athletic business thoroughly. They know the needs of base ball players.*

---

In compiling our catalogue for this year we have combined all the best features in every department for the game of Base Ball. We have made a special arrangement with the Victor Base Ball Factory for their specialties, and will sell in all our stores their celebrated line of Base Balls, Bats, Mitts, Gloves, Masks and Protectors. All these goods, with the exception of the balls, will have our name stamped on them, guaranteeing the quality, for if they were not the best it is possible to make we would not sell them. The reason our name does not appear on the balls is that we do not want too many names on them, but we guarantee the quality just the same. The Wright & Ditson line of bats has never been excelled, and we are certain that the Victor, Lajoie, Demon and Little Giant Bats will give the most critical player a selection such as no one else can offer. The Wright & Ditson Uniforms have always been in a class by themselves—thirty-nine years' experience as club outfitters speaks volumes. The shoes sold by us are worn by America's greatest players, and have been during our entire business career.

---

*The Wright & Ditson Athletic Goods are sold on a restricted price basis, and no individual can buy goods listed in this catalogue at less than the regular retail price. To Athletic Clubs who desire quotations on UNIFORM supplies, we have a SPECIAL QUANTITY price list which will be mailed upon application.*

---

## GUARANTEE


The Wright & Ditson Athletic Goods are Guaranteed against defects, and any article bearing our Trade-Mark will be replaced or repaired without cost, provided such article is returned to us transportation prepaid during the season in which it was purchased.

Articles returned under the guarantee should be sent in prepaid, carefully tagged, with the owner's name and address and nature of claim.

**WRIGHT & DITSON**







Geo Wright

1910

WRIGHT & DITSON  
BASE BALL GUIDE

Edited by  
T. H. MURNANE

Published by  
WRIGHT & DITSON  
Boston, Mass.

Copyrighted 1910 by Wright & Ditson

GV877  
W83



# WRIGHT & DITSON BASE BALL GUIDE

---

BY THE PUBLISHERS

Former Guides published by Wright & Ditson


1874-1875-1884-1885

After a lapse of a quarter of a century, we appear once more in the base ball world with a Guide, and in presenting it, it is our aim to make it the most interesting and valuable Guide for base ball players and fans yet published, and in order to make it complete, up to date and worth having, we selected Mr. T. H. Murnane of the Boston Globe as editor, and it goes without saying that there is no one better qualified by training and experience as writer of base ball stories than Mr. Murnane.

While it is not possible to publish all the baseball records in this year's Guide, Mr. Murnane has selected records, averages, and has written readable and valuable matter that is certain to interest everyone. The Hints in Pitching, with illustrations, How to Play Base Ball, Run Bases and Bat, are up-to-date and valuable to the rising generation.


WRIGHT & DITSON





JOHN F. MORRILL





T. H. MURNANE

The editor of the Wright & Ditson Guide, Mr. T. H. Murnane, is the base ball editor of the Boston Globe, the president of the New England League since 1893, a member of the National Board, governing 38 leagues in the National Association; up to 1896 had served 14 years as an active ball player in the National League and other organizations, and has been a close follower of base ball from all angles since 1873.





## EVOLUTION OF BASE BALL

---

The immense growth of base ball during the last ten years is beyond the brightest dreams of the early pioneers of the sport.


Looking back over the development of the game for the last forty years, it becomes evident that important changes have taken place every ten years.

In '69 when the players took up the sport as a profession, the wise men of that day predicted the end was near for base ball, as the game was originally intended for amateurs looking for out-door recreation.

After ten years of professionalism, the interest in the game was waning, until it was a difficult matter to make up an eight club circuit for the National League, the only base ball organization in existence. There was no money in the business, players were poorly paid, and often went without their salaries, even the Boston club failing to make the last payment to their players after winning the championship in 1877.



HARRY WRIGHT  
Father of Professional Base Ball



JOSEPHS  
Phenomenal Pitcher of 1876

The game picked up in '80, and with the advent of a rival in the American Association in '82, base ball began to loom up at once. The newspapers commenced to give the game increased space, and several clubs made big profits out of the business. In the fall of '89 the players formed a combination to fight the reserve clause in contracts, as well as the salary limit of \$2,400 a year, and the next year witnessed the most bitter fight ever known to the game. The Players' League lasted one season and had the old National League practically down and out, until several of the leading players finding they could better their conditions, commenced to pull away, and finally signed up with the National League, thereby putting the Players League out of business.

About ten years later the American League became uneasy, and with B. B. Johnson and Charles Comiskey in command, began to lay plans for expansion to the eastern country.

The American League took advantage of the mountain of mistakes made by the older organization, and were soon in a position to take the star players from the National League, and invade cities where the National League had had a monopoly for years.

The National Agreement between the Minors and the National League was abrogated, and base ball was in a most serious condition. The Minors got together and formed the National Association in 1902, feeling confident of being able to run their own affairs. It was not until the Major Leagues commenced to appreciate the remarkable strength of the young organization that they got together under one compact known as the National Agreement.

The Majors became the party of the first part with the Minor Association the party of the second part. The Major Leagues created what is known as the National Commission, composed of the president of each league and a chairman. The Minors were working under a National Board of five, who were elected at the annual meeting. Both bodies were clothed with absolute power to regulate the affairs of their respective bodies, the National Commission having the right to settle the complaints of ball players at all times, but in no other way having any control over Minor League affairs. The two bodies have worked in perfect harmony.

The large amount of money invested in the magnificent base ball plants at Philadelphia, Pittsburg and Cleveland, and in the course of construction in other cities, display the fact that business men have faith in the future success of the game, from a business point of view.

The Minor Leagues all over the country are building fine ball parks, al



BOSTON NINE, CHAMPIONS OF 1872-3-4-5

but three cities of the United States with over 50,000 population now enjoy the pleasure of having a club in organized base ball. The last ten years has seen the game grow at a rapid pace, not only in the way of attendance at the games of organized base ball, but in the way of independent teams all over the country. The game has long since passed the experimental stage as a business, and now furnishes employment to over 6,000 players at liberal salaries.

While the game has grown as a business, the science of the game has improved only in the way of team work, where there was one good player 20 years ago there are 20 now, so that all teams are strong enough to give the public first class exhibitions.

Thanks to the introduction of masks, gloves and the other necessary adjuncts to a ball player's make-up in action, there are fewer accidents and the broken and bent fingers of the ball player is now a thing of the past.

## BASE BALL RECORDS

Long Distance Throwing: John Hatfield at Brooklyn, N. Y., Oct. 15, 1871. Distance, 400 feet, 7 and one-half inches.

Circling the Bases: Lobert at Cincinnati, Oct. 4, 1908. Time, 14 seconds.

Greatest number of bases stolen in one season: Harry Stobey with the Athletics of Philadelphia in 1888. Number stolen, 156.

Batting record for a single game. 1899 by Clarence Beaumont of Pittsburg. Number, 6 hits in 6 times at the bat.

Highest batting average ever made in professional base ball: J. E. O'Neill with St. Louis American Association in 1887, per cent, 492. In the National League, Hugh Duffy in 1894, per cent, 438.

Largest number of base hits in one year: William Keeler with Baltimore in 1897. Number, 243.

The first triple play by one man: Paul Hines with Providence in 1878.

The best pitching record for one season: A. G. Spalding with Boston in 1875, per cent, 899.



ARTHUR CUMMINGS

The largest number of games won in one season: Charles Radbourn with Providence in 1884; John Clarkson, with Boston in 1889.

Largest number struck out in one game: Charley Sweeney of Providence in 1883 against Boston, number, 21.

Greatest number of games won in succession: Luby with Chicago in 1890, number, 20.

The first regular ball game ever played took place on the Elysian Fields at Hoboken, N. J., June 14, 1846.

Curve pitching was first introduced in a game in 1867 at Holmes Field, Cambridge, Mass., by Arthur Cummings of Brooklyn, N. Y.

The longest throw ever made in base ball, measured but not allowed, was by Ed. Cfare at Cincinnati in 1884. Distance, 404 feet.

Boston is the only city in the country which has enjoyed base ball without break since 1871, the first year of the present National League Club at the South End grounds.

In 1875 the Boston National won every game played on the home grounds.

The record for home runs in one season is

held by Buck Freeman, number 25 made in 1899, with Washington.

A thrown ball is supposed to travel about 90 miles an hour.

The longest game in major league base ball was played at the Huntington Ave. grounds, Boston, Sept. 1, 1906, between the Boston and Athletics of Philadelphia, when the teams went 23 innings tied up with the score. One each, the Quakers making three runs in the 24 innings and winning the game. The pitchers were Harris for Boston and Coombs for the Athletics.

Pitcher William of Little Rock has pitched continuously for the last 25 seasons and looks good for several more.

---

## WHY BALLS MUST BE SEALED

---

The base balls used in all professional games, as well as those used in the leading college games, must be handed to the officiating umpire in sealed pack ages.

This precaution is taken to prevent any tampering with the regulation balls after they are inspected by the officials. In 1874 and 75 Heavy hitting teams were often handicapped by having "mush" balls rung in, as the custom was for the home club to present three balls covered with tinfoil to the umpire before each game.

It was a very easy matter to take the balls out of the tinfoil wrapper, and after hammering them until quite soft, put the balls back into the original wrapper and make it appear that they were just as sent from the factories.

George Bradley of the St. Louis club could make one of those soft balls talk, and on the home grounds it was next to impossible to win a game. In fact "shut outs" were the rule for visiting teams. Under the present conditions there is no chance for unfair methods, as all pitchers get an even break with a regulation ball.



## SIGNALS IN BASE BALL

By T. H. M.

Every well regulated base ball team has at least three well defined sets of signals for use while playing games

Often the most complicated signal service will become a handicap, rather than a benefit to a ball team, as the result of opposing teams discovering the different moves made to transfer information from one player to another.

The professional players are ever on the alert to learn the signals of their rivals, especially the signals given to the pitchers by the catchers, and once gaining this information they are sure to block intended plays, and turn the inside work of opponents to their own advantage. Then is the time to change the code, which must be done at a moment's notice, thus forcing the clubs to be ever ready with a new set of signals.

Strange as it may seem, the best clubs have the simplest signals. Players working together for a number of years will become accustomed to each other's play. For example Lew Criger, a great catcher, never used signals while catching pitcher Cy Young, a remarkably accurate pitcher, ever over, or very close to the plate. The catcher signals to the pitcher by crouching under the bat, with his mit; face out, close to the ground, to prevent his work being detected from behind, or on the side. Placing one finger on the mit will mean a straight ball, while two fingers will call for an out curve. If the pitcher is satisfied, he shows no signs, if not satisfied and would like to give the batsman some other than the style of ball called for, he shakes his head in the negative. The catcher may insist, to find the pitcher willing to take the original cue, if not, a new signal is given and when satisfied, the pitcher will nod his head in assent.

Before the ball is delivered every man on the team must be given the tip, whether the ball is a curve or a straight one. The hands held well in front may be the tip for the in and out fielders that a curve is coming, and each man will move accordingly. Not, however, until the pitcher has gone through a part of his preliminary motion to deliver the ball. If the players started too soon the batsman would be able to tell the style of ball that was intended for his benefit, whether an out curve or a straight ball.

Right hand batsmen will pull the straight balls well to the left, while the out curves will work to the right, and a step or two in the right direction will materially help both in and out-fielders. Left hand batsmen are more difficult to judge, yet the tip to the fielders is a winning factor in base ball.

The catcher never throws to a base without first signalling the base man, and receiving a signal back that he is ready for the move. Finding a base runner taking too much ground off the bases, the catcher may take up a little dirt and toss it to one side, or may push his mask on to his forehead, any move that will attract the baseman, who is ever on the alert; this will also be a tip for the pitcher to keep the ball wide of the plate, and while the ball is on the way to the batsman the base man will run to take the ball from the catcher. If the runner is off second base the short stop and second baseman will have an understanding as to who will take the throw, the other players backing up with the center fielder on the run in to block the ball should it pass the infielders.

Batting signals are fully as important as fielding ones. The coacher at first may receive a signal from the manager on the bench to work the hit and run game, after finding the catcher in too good throwing form to take chances on base stealing. The tip may be given by a word of mouth to both the runner and the man at bat, "Hit her out, old man," will mean hit the next ball pitched, forcing the batsman to go after any kind of a ball sent in. A tip may be sent out for the runner to try for two bases on a bunt. The batsman is satisfied he can bunt will give the cue to the runner at first, in different ways. Perhaps by the way he stands at the plate, or by hitting the home plate with his bat. Figuring that he can make a clean steal, the runner will tip off the coacher, who may sing out, "Pick out a good one, George."

If the pitcher intends to toss up a slow one to get some heavy hitter to raise



one to the outfield he will often toss the ball two or three times as a signal to the outfielders to play deep. Throwing to second by the pitcher is successful only when the catcher gives the signal, the pitcher and the man covering the base work like a flash when finding the runner slow in returning, or taking too much ground. It requires hard work to get this play down fine and the center fielder must be in on the play. This signal is given by the catcher straightning up from a crouching position, when apparently about to receive the ball from the pitcher. Signals are of little value unless all work together, as if by electricity.

---

## HOW TO PLAY DIFFERENT POSITIONS

---

Base ball is a game for all races of men and boys. The size of a man has little to do with the lines mapped out for successful playing. Some of our greatest ball players are of medium stature, while other stars of the profession have been both large and awkward. The advice offered in this article is for the professional as well as the amateur player. After a careful study of the game as a player and reporter, for thirty-five successive years, one must be in a position to offer some valuable advice to every man who plays the game, and along these lines we offer the following digest:

### THE CATCHER

There are some cases in which a steady, intelligent catcher is of more worth to a team than even the pitcher, because such a man will make pitchers out of almost kind any of material.

In learning to catch the first thing of course is to acquire a correct style, that is, an approved position of body, hands and feet, the best manner of catching a ball, the proper place to stand, how to throw quickly and the best motion for throwing. After this comes the study of the different points of play. There are as many different styles in detail as there are individual catchers, and yet, through all, there run certain resemblances which may be generalized.

Some catchers throw more quickly than others, because having seen the runner start, they get into position while the ball is coming. Instead of standing square with the plate, they advance the left foot a half step, and then managing to get the ball a little on the right side, they have only to stop the left foot forward the other half step and let the ball go.

A long reach is almost indispensable for a catcher, for by its means he will be the better enabled to handle wild pitches.

In making long throws the ball should be sent overhead, but in throwing to first and third bases the snap throw will be found to be best.


### THE PITCHER

Besides force and stamina, there are certain mental characteristics necessary. A pitcher must be possessed of courage and of self-control. He must face the strongest batter with the same confidence that he would feel against the weakest, for it is only so that he can do himself entire justice, and he must be able to pitch in the most critical situations with the same coolness as at any other stage. He must control his own feelings so as not to be disconcerted by anything that may happen, whether through his own fault, that of a fellow-player, or through no fault at all. He should remember that all are working for a common end, and that the chances of victory will be only injured if he allows his attention to be diverted by unavoidable accidents. And then, too, it is more manly to play one's own game as best one can, no matter what occurs, than to continually display an ugly temper at the little mishaps sure to occur in every game.

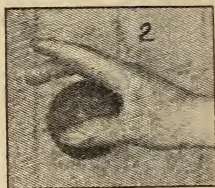
Bear in mind one thing, in ordinary and curve pitching the ball leaves the thumb first and the fingers last, with the spit ball this is reversed, and the thumb is made to control the ball instead of the fingers.

The wetting of the two fingers is only for the purpose of allowing the ball to slip away from them easily.


# HOW TO GRIP THE BALL TO GET DIFFERENT CURVES



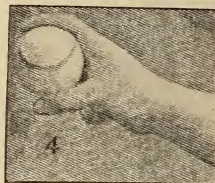
1 Speedy Drop



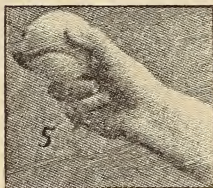
2 Slow Ball



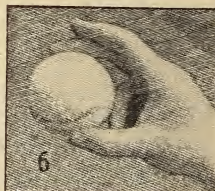
3 Fast Out Curve



4 Fast High Shoot



5 Fast In Curve



6 Spit Ball



7 Slow Drop Ball

### FIRST BASE

The first baseman must be a good all round in-fielder, there was a time when a long reach and sure catch were the prime essentials for a first baseman.

The man who cannot gather up ground balls on the run and send the ball to all the bases with speed and accuracy should never attempt to cover the first corner of the diamond.

Left hand throwers have shown to best advantage, Chase, Donahue and Tenney having practically revolutionized the style of play at first base.

The first baseman must be a sure catch of thrown balls while keeping one foot on the base.

Slow bunts must be gathered up on the run, and hard drives taken wide of the base and played to the pitcher who should, cover the base. Good judgment must be used when playing the ball to second and third bases.

In fact, from being a position for the heavy hitters and poor fielders, on balls hit on the ground, first base is now the most difficult position on the ball field, and the place for a great in-fielder to show to best advantage.

### SECOND BASE

Quick judgment is absolutely necessary for a second baseman, for with a runner on first, and the ball hit out to near him, a man hasn't got a great while to think what to do. There is his change for a double play, which he ought readily to make, if he keeps his head. But this, of course, with the understanding that no one, or perhaps one man is out.

The proper place to stand is just inside of the line, two or three feet from the base, unless, of course, the runner happens to be a diver or a slider, when it is advisable to play behind the line.

The object of playing inside the line is to be nearer the ball on a short throw from the catcher and gathering in a grounder quickly.

Because of the number and variety of plays that fall to his lot, he must be a man of some intelligence. With runners on the bases, the situations of a game change like the pictures in a kaleidoscope, so that there is not always time to consider what is the best play to make.

With a runner on third and not more than one out, the batter may try to hit a ground ball to the in-fielder, sacrificing himself, but allowing the runner from third to score. To prevent this the in-fielders will generally play nearer the bat so as to return the ball to the catcher in time to cut off the runner, and how close they must play will depend, of course, upon the fleetness of the runner.

In fielding ground-hits the second baseman, because of his being so far removed from the bat, has a better chance to "judge" a hit. He is able either to advance or recede a step or more to meet the ball on a high bound, and on account of the short throw to first he may take more liberties with such a hit, it is not absolutely necessary that he field every ball cleanly, because he may fumble a hit and still make his play. In general, however, he should meet a hit as quickly as possible, so that if fumbled he may have the greatest amount of time to recover and throw. He should also, if possible, get squarely in front of every hit, thus making his feet, legs and body assist in stopping the ball in case it eludes his hands.

He should assist the right and centre fielders in the return of long hits, running well out into the field to receive the out-fielders' throw. When plays arise other than those here mentioned, his judgment must tell him what to do, and without neglecting his own position.

### THIRD BASE

A good third baseman will study the peculiarities of the men at the bat, and become just as familiar with them as the pitcher. He will pick out the bunters and try as far as is possible, to anticipate the play. The toughest proposition he has to face is the expert with the willow, who is not only a scientific batter, but a sprinter of ability.

The third baseman should go after not only all hits coming within his position proper, but also all slow hits toward short-stops, for the latter is sometimes unable to field such hits in time to make the put-out on account of the longer distance he plays from the home base. The baseman should, however, avoid useless interference with the short stop, and he should not put down one



hand or otherwise balk that player on a hit plainly within the latter's reach.

There are many intricacies in this position which will soon be mastered by an earnest, intelligent, ambitious player, if he will study them.

### SHORT STOP

The short stop should be an exceedingly active man, good at a sprint, quick to get in action, and just as quick to stop, a good and active thrower and the more ability he has to throw a ball the better will he be able to support a very trying position. He is also an emergency second and third baseman, and must be always ready to get to either one very quickly when he is wanted.

The short stop covers a territory in which it is very easy for an experienced batter to send the ball, and he must, perforce, keep all his wits about him. It frequently happens that he will have to field the ball on a run. He must then make a dead stop and send it to first without delay.

The conception of the position has also undergone some changes, and when, therefore, I say that the position is now played more effectively than ever, it is not to assert that the players of the present are better than those of the past, but simply that these changes have been in the line of improvement, that the short stop now makes plays never thought of in former years—in short, that the development of the position has kept pace with the rest of the game.

All in-fielders as well as out-fielders, should be willingly guided as to the position to play by a signal from the pitcher. The latter, knowing what kind of ball he is going to give the batsman to hit, is best able to judge beforehand of the direction of the hit. The short stop should cover second base in all cases where there is a runner on first and the batter is one likely to hit to right-field. This allows the second baseman to guard the territory between second and first, which he would not otherwise be able to do, and if the ball is hit to him he throws to the short stop at second, forcing out the runner from first.

### OUT FIELDING

If fielding were the only consideration, the man who was the surest catcher who could run the fastest and throw the farthest, would be the best man for an out field position, but other points enter into the question. A team, to win, must have hitters as well as fielders, and it is therefore usual to fill up the out-field with good batters, even at the expense of a slight weakness in fielding.

A fly ball should never be caught holding the hands and arms rigid. The fielder should reach up to meet the ball and then bring the hands down easily with it. There are some balls hit to the out-field, as well as to the in-field, which the fielders cannot possibly reach with both hands but may be able to get with one.

The instant an out-fielder gets a ball in his hands he should throw it to some point in the in-field. The habit of holding a ball is extremely dangerous.

As soon as a fielder has decided that he can get to a hit and has made up his mind to take it, he should call out loudly and distinctly, "I'll take it." That gives every one else warning to keep out of the way, and avoids the chance of collisions. On the other hand, if he is running for a hit and hears some other fielder call out he should reply quickly and clearly, "Go ahead." That gives the other fielder confidence, and he need not hesitate or take his eye from the ball to learn the location of the other fielders. If this very simple rule is observed there will never be any collisions, nor will any hits that should be caught be allowed to drop between fielders.

Andy Leonard of the old Bostons, was in his day, one of the best of out-fielders. He was particularly strong on balls hit over his head, which he always took over his shoulder while running with the direction of the hit. He was also a remarkably hard and accurate thrower. Out-fielders should practice stopping ground hit balls, and quick returns to the bases, including the home base. Nothing is more disastrous than to see ground balls passing the out-fielders.

It is also a good plan to practice quick returns of the ball after making running catches, as the base runners will take advantage of slow handling of the ball.

## TRAINING BALL TEAMS

---

One of the important features in base ball at the present time is the spring training of the teams in the South.

The first ball club to make a spring trip to the Sunny South land was the Cincinnati Red Stockings, just forty-one years ago this spring. The team went to New Orleans and played several games with the amateur teams of that city.

Eleven years later Capt. A. C. Anson took his Chicago team to the Crescent City for a series of games with the Semi-Pros. of that city, and returned north well satisfied that the trip was of great benefit to his ball players.

Twenty years ago last spring the New York and Boston teams of the Players League went as far south as Savannah, Ga., for their early spring work, and since that time the feature of training in the south has grown, until now all of the major league clubs go south, and to California for their early training.

It took many years for the base ball instructors to learn that gymnasium work was absolutely the one line of training that should be eliminated from the players' spring preliminary work for the ball field. The cramped conditions of the gymnasiums for throwing the ball and for running was the ruination of many a promising ball player. The college men found it necessary to build cages for their practice work in the early spring, rather than use the gymnasiums, and even this line of work was not just what the veteran players needed to limber up their muscles.

Base ball is a game suited for mild or warm climates, and destructive to the individual who would try to play under unfavorable weather conditions. By taking the players to the southern country in March, the disagreeable weather encountered in the north is avoided. Even with rainy weather in a warm climate, the players can train out of doors without any fear of lame arms.

At first, Virginia was looked on as the ideal climate for spring work, but now the clubs go much further south to Texas, and as far as southern California, even the minor leagues go well south for a short season of training.

The remarkable advertising the game receives from the press of the country is a very important thing in a financial way for the club owners.

There is no set rule for the training of the men. Easily one-half of the men taken south are simply experiments from the minor leagues. The veteran players take their time and come to the mark in condition to make a six months' fight. For nothing but a well-trained member of a team can hope to go through a six months' strenuous struggle unless in the pink of condition. Therefore a good start is necessary to get the big money out of the game.

---

## THE ART OF BASE RUNNING UP TO DATE

---

Base running is the principle feature of winning ball teams. This is especially true in the major leagues, where team work and phenomenal pitching is bound to keep the scores very small.

It is not the speediest runner that makes the most successful one, rare judgment must be used in sizing up the situation, for it's not always good form to take long chances, rather figure out the closeness of the score and only run the bases when you can help your team, rather than look for individual records. Stealing second base is the first lesson one should learn in this department of the game.

Watch the pitcher's preliminary movements before delivering the ball. Be careful of the ground you take off the base until you have measured the distance the box man is forced to allow you. In returning to the base, as the pitcher throws to the baseman, keep well out from the bag. Don't allow the pitcher to keep driving you back until you become slightly exhausted and

have slowed up, for his object is to make you a victim for the catcher later, as you try for second, perhaps with a poor start, or short of your usual speed.

Once that a runner starts for second, he should never turn his head to see where the ball is; the position of the man who goes to cover the base will give you an idea whether to slide or not. It's the best to always slide, either feet first or on the breast, going at least two feet wide of the base towards the out field and reach the bag with either your foot or hand. This line of attack will force the baseman to touch only a very small part of your anatomy with the ball, and very likely miss you altogether. A runner should never be satisfied with reaching the base, but be on the alert to take advantage of a wild throw and accept a fair chance of reaching the next base.

Third base is much easier to steal than second, provided you are not forced to hug the base with clever short stops and second basemen circling around the base.

In stealing third base, the runner should slide well in front of the base, and be careful to not overrun the bag.

If running from second on a hit ball, keep your eye on the man on the coaching lines and obey orders strictly, as he is the one to judge the distance you can make on the hit. If the coacher signals for a slide, you can feel assured that the ball is being fielded to that base, if the signal is to round the base and keep on for home, slack up as you run well to the inside of the base, using the bag to get more speed on as you turn into the home stretch. Judgment must be used in avoiding the baseman, who is likely to stand on the base line with the intention of slowing you up. The runner should have the right of way, and should make no apology if the baseman protests against being jostled out of the line while the ball is in some other part of the field.

The delayed steal is made usually with a base runner at first and third base, with the object of scoring a run. As the catcher tosses the ball back to the pitcher, the man at first base starts for second. Naturally the pitcher will turn, and finding the runner and infielders hustling to cover the base, will be careful to throw the ball slowly to second base, allowing the man to score from third.

Pitchers will often call the turn and simply make a bluff to throw the ball to second and find the man at third on his way home for an easy out. This play must not be done mechanically, but worked out according to the men you are opposed to.

The double steal should be initiated by the runner on second giving a signal to the man on first that he intended to make the try, for nothing looks worse than to see a man standing at first base while another base runner has tried for third.

While working the hit and run game, the base runner at first should always try for two bases, and often has a fine opening for three bases when the outfielders happen to fumble, or may be very weak throwers.

Scoring from third base when the ball is thrown to second to get a runner going down from first requires great practice, and no regular rule can be laid down for this play. You must size up the catcher's disposition to throw on all occasions and the ability of the infielders to handle the ball for a return play. This play should never be tried until one man is out.

The squeeze play looks good when made, but when failure comes to the man trying to come in from third, nothing can be more demoralizing. Therefore this play should only come as a surprise with the score very close and the pitcher proving very troublesome. First, the batsman must be exceptionally clever at bunting or meeting the ball, for all depends on his efforts, the batsman may receive a tip from the captain to try for a squeeze on a certain ball, and the runner at third will start on a run in as the box man starts his preliminary motion. If the ball is hit on the ground even to the pitcher the runner is sure to score his run.

With a fast man at first and a good bunter up, the signal will be given for two bases on the bunt. The runner starts with the pitch, and never looks to see where the ball is going. The ball is bunted in a way to bring the third baseman in, leaving the base for the short stop to cover, which he must do on a run. The first base man is naturally hurried, and forced to throw at the



base, forcing the short stop to make an extra fine play to get the ball and touch his man coming in to third. On this play the runner should keep wide of the base, and touch it with his hand or foot, as when sliding to second base, and then be ready to take advantage of a wild throw from the first baseman.

Ball clubs must have great hitting players or extra fine base runners to win championships.

Young fast players, even though light batsmen, often develop winning qualities if they show good form on the bases a department of the game that requires more head work than in batting, or fielding.

Practice is the only way to become a good base runner, and all good base runners act on their own initiative, never depending on coaches, working on the impulse and taking advantage of every opening by their opponents. Base runners are considered the live wires on a ball field.

---

## SENSATIONAL PITCHING

---

IN WORLD'S SERIES, 1909

---

BY ADAMS

Last fall when the Pittsburg club were to meet the Detroit men for the Post series games, their veteran pitchers were pretty well used up, and manager Fred Clarke was forced to take a chance on one of his young box men, and to the surprise of all, the young player did the best work of any of the pitchers in that important series. In telling of his success against the Detroit Tigers, Babe Adams said:

"The slow drop I alternated, first out and then in. It went to the outside of the plate, beyond reach of the batter, but, if he was within hitting distance, the ball was low and its slowness caused a false estimate of the strength required from the batter.

' In such a quick feat as batting, a false estimate is a dangerous thing for the batting side. The ball which went inside the plate and dropped at the same time was the most effective I used. Detroit could do nothing with that at all.

' But I did not overwork the drop ball. To do so would have been to lose control. Gibson sized up the batters, and we knew when it was safe to put them straight over the plate.

' The balls that went straight over the plate were pretty generally hit by Detroit. Occasionally one was walloped to good effect, but in the main, we knew when there was to be a hit and the infield and outfield acted accordingly.

' In the last game I was pleased when I found that I had control of the ball as I was confident the team would do the rest. And it did.

' Every time I went to the bench the whole crew had some word of good cheer for me, and I appreciated the good feeling which they displayed.

' When I saw Wagner go all the way around on his hit to left I knew Detroit had no chance to win, but our fellows kept on hustling to the end. They remembered the Tigers' sensational rallies in previous games and would take no chances."

### CHRISTY MATHEWSON'S ADVICE


I attribute a great deal of my success to my ability to get most of the propelling force from the swing of the body.

When mastered, there is no more successful ball than the drop, or drop curve. It is a ball that can be made to break very abruptly or a gradual break can be put to it. When it breaks quickly the batter invariably hits over it and misses it entirely. It is the ball I usually rely upon when there is a man on third base and no one out.

To deliver this ball the arms must be thrown high above the head. As the

pitching arm rapidly descends straight forward, the arm is turned slightly outward, and when the arm is horizontal the hand is turned slightly outward and the snap, a hard one, is given by the wrist, and the greater the snap the faster will be the curve.

In holding the ball the first two fingers are above it and the thumb below.



CHRISTY MATHEWSON

The ball is held rather loosely. When the twist or snap of the wrist takes place at the moment of delivery the hand turns so that the thumb is on top of the ball and the first two fingers below it. A full arm swing is used. The body is bent far forward so that all the weight of the body is behind the ball, and as the arm descends with a mighty swing the weight of the body is shifted from right foot to the left. Under no circumstances use moisture when delivering this great puzzler to batsmen. On leaving the hand the ball travels in a straight line until just before it reaches the plate, when it breaks sharply downward in front of the batter.

As can well be guessed, such a ball is a great strain on the muscles of the arm when delivered with all the power a pitcher possesses. Like all curves, the ball can be used at varying speeds. When men are not on the bases it is a fine ball to pitch if it is desired to make the batter send out a grounder that can be easily fielded. In fact, any curve can be used fast or slow with this purpose in view.

By not bringing the ball quite so high above the shoulder when starting to make the throw, an outdrop can be attained. I seldom consider it necessary, however, to try the outdrop. It has less space in which to be called a fair ball when passing over the plate, and is therefore more risky. The regular drop curve has all the space between the batter's shoulders and knees to make the batter score a strike, while the outcurve has but the width of the plate.

### POSITION OF FEET IMPORTANT

When delivering this or any other curve the position of the feet is important. It comes natural to most of us, but if the pitcher begins wrong it is apt to injure his effectiveness. The feet should be about eighteen inches apart, with the toes squarely to the front when the pitcher is swinging his arms preparatory to delivering the ball. Then as the arms are outstretched overhead a long stride forward should be taken with the left foot. As the ball leaves the hand the right foot is pulled off the ground and all the weight of the body is on the left foot. As soon as the ball is delivered the feet are again placed side by side, about eighteen inches apart, and in this position the pitcher is in a good position to handle a sharp hit or to start quickly after a bunt.

The hardest thing about the drop curve for a novice to learn is not to make the ball break too quickly. It is the correct twist of the wrist that accomplishes the desired result, so the twist requires the most study.

The beginner had better refrain from attempting any speed, as there is no ball that will create such havoc with the arm if used indiscreetly.

No pitcher with a good assortment of curves should be required to play in more than two games a week. A great amount of tissue is broken down in the arm that does the work during the course of a game and it takes a lot of time to rebuild it.

It is perfect control of the last named that has made me unusually successful with the drop and the fall-away. If a pitcher depends entirely on slow balls and curves, he would weaken his effectiveness at least 25 per cent. The opposing batsmen would soon learn to anticipate what was coming, and base hits would be made with bewildering frequency.

A fast ball may travel as straight as a surveyor's tape into the glove of the catcher, but the most effective way to use it is to make it shoot in one of



several directions. If delivered by a straight overhand movement, and with great force, it may sometimes jump upward, perhaps only an inch, but that may be enough of a jump to make the batsman hit under it or hit it so that it goes straight up in the air, where the catcher or pitcher can easily secure it when it descends.

If delivered by a side arm snap, or, in other words, with the arm horizontal to the ground, it may shoot in toward the handle of a right-handed batter. Some amateurs have been wont to call this shoot an in-curve. It is not a curve, but a distinct shoot. At other times it may shoot in exactly the opposite direction; and, in fact, there is no telling what a fast ball will do.

It therefore can be easily conceived that the fast ball is a very wicked ball; and, in the hands of a pitcher with an attack of wildness, a very dangerous one. Pitchers often hit batsmen when using the fast ball, even when they have perfect control, for the ball is liable to take an unusually big shoot at any time. It is a ball calculated to rattle the man at the bat, for it is impossible for him to guess which way an extremely fast ball will jump when delivered overhand.

In many respects it is a simple sort of delivery to learn. The ball is clutched in the same way as for the fade-away and drop curve balls; that is to say, it is held by the first two fingers and the thumb, the latter being beneath the ball. There is one important exception, however. When delivering the drop curve and fade-away, the ball is clasped so loosely that it moves about in the hand, while when the fast ball is desired, the sphere is pressed tightly against the thumb.

This pressure prevents the ball making a curve. When the ball is started on its way with the overhand swing, the whole body must go behind the ball, and no sudden jerk should be given to the arm. Neither is there any snap of the wrist when the ball leaves the hand. When the ball starts for the plate the wrist is exactly on a level with the rest of the arm, which is extended out as straight as possible horizontally to the ground. The ball leaves the hand at terrific speed and travels straight as a die. When it is about three feet from the batter it may shoot for six inches or more, either outward or inward.

When the ball is rightly delivered the speed is so great that the time is too short for a batsman's eye to judge it. He is compelled to either strike at random or step back out of harm's way.

When using the fast ball it is essential to take care that no jerk of the arm or snap of the wrist occurs. The tremendous power put in the swing is apt to lead to a strain if the motion of the arm be not as smooth as possible. The slightest jerk of the arm is apt to cause it to ache for some time.

Control is, of course, the most important feature of the fast ball.

---

## LEFT HAND PITCHING

---

BY EDDIE PLANK

In my career in the American League, or rather since I learned to pitch properly, I have never intentionally thrown a ball squarely over the plate. This would seem to me to be the most fatal of blunders. Any time I gave a batter a straight ball right over the heart it was an accident.

When I know that a man is going to try to hit the ball, I exhaust every effort to work the corners, and if he has me in a hole and is playing for a base on balls, even then I don't pitch it exactly where I think he will want it, for fear he may change his mind, take a wallop, and put the ball out of the lot.

Once you have control, then learn the cross-fire.

This, as most boys know, is a high, fast ball, thrown side arm. When the ball is pitched the southpaw takes a step to the left so that when the ball is switched up to the plate it seems to come at the batter sidewise, instead of straight, almost as if the first baseman had thrown it.

When I joined the Athletics I had never found I could control the ball, and

if has been my pitching mainstay ever since.

The cross-fire never goes squarely over the plate. That's why it is so hard to hit. It comes shooting past the eyes so quickly that it takes a lightning fast swing to get anything more out of it than a chop hit, which cannot go very far.

The ball is likely to be so close to the handle that there will be little force to the drive.

I am speaking now of its use against left-handed hitters, and this is where it will be found to give the best results. But right-handers don't find themselves comfortable while dealing with the cross-fire. It shoots so close that it will nearly always take a man a shade out of his natural position, and once you can do that, you will come pretty close to getting him on your staff.

The most serious weakness of many left-handers is wildness. I have a theory as to the cause of that. In my judgment they work too much with curves.

Any left-hander can throw a curve ball. It is the simplest thing in the world for him to do. Something in the muscles of the left arm imparts a twist to the ball. That is why you don't see many left-handed infielders, saving at first base. They couldn't make good at second, third and short, for their throws would curve so that the first basemen couldn't handle them.

The first baseman, who, by being a lefthander, is in the right position to make quick throws for plays in the infield, finds trouble right along from the way his throws curve. Chase and Donohue are samples.

With a left-handed pitcher in the box, the batter is all keyed up for curves. Fool him by using your straight one and mixing it up with your cross-fire. You'll find you'll deceive him, and that you also will keep your control, which is the most important thing of all to do.

But don't put the straight one over. Never do that. Put it high and close, or low and on the outside—always where the particular batter will have trouble to get a good crack at it.

### WHAT SPARKS OF THE PHILADELPHIA CLUB SAYS

"What is my most effective ball? Let me tell you that the most effective ball for myself and for any other pitcher is the one that the other fellow can't hit at that minute. Every pitcher undoubtedly has a certain amount of faith in the ball with which he is able to fool the most batters, but everything really depends on the day and the man who faces him.

"Up to a few years ago I had my greatest success with the 'fade-away' ball, which, to explain in a few words, is a curve that a right-handed batsman would expect from a left-handed pitcher, and when it comes from a right-handed twirler the effect is most startling. It is a most effective ball on every occasion.

"I have not been using the 'fade-away' lately on account of the condition of my arm, and have been having great success with the underhand curve. This is a ball held at the base of the thumb by the first and second fingers, I differ from most pitchers in keeping my thumb entirely off the ball, and thrown with an underhand motion. The ball starts spinning upward and has an out-and-up movement when it reaches the batter. It must be spun hard, for its upward motion has to overcome the resistance of gravity which tends to pull it toward the catcher. Although this curve is hard on my arm, I have used it very frequently this season.

"I have never known one of the so-called 'heady pitchers' who did not possess a good arm and whose curves did not perform splendidly. It is unfortunate that all good arms are not ruled by a good head, for it is the brain that makes the arm valuable.

"My first caution to a beginner is to be careful of his arm at all time, but especially in the early season. Don't throw too much in the spring and do not strain the arm.

"If it catches cold, do not try to throw hard while in that condition. Toss to a batter and let him bunt to you as fast as you can field the ball and return to him.

"This fast work will make you perspire freely, and give the arm the fast, easy work it needs. It will also be excellent training in fielding the position and aid the pitcher's control materially.

"I advise a young pitcher to study his arm and its needs more carefully than anything else. When he has learned to keep his arm in condition he has won half the battle.

"With the arm in condition and good speed and curves, all that is needed is experience. This must rest with the young pitcher, as no one else can do it for him.

"I would warn the aspirant for pitching honors that he may not be able to pitch all kinds of balls he has heard about. Some don't exist, others may hurt his arm.


"Learn to make your fast ball shoot, your curve ball curve, and mix with them an occasional slow one. That is the foundation, and I might say, the whole structure, as the others are mostly fads—they come and go."

---


## THE ART OF BATTING

---

Batting is one department of the game where size plays a weak part. The giant must be ever ready to hit a ball over the home plate between



HANS WAGNER



LARRY LAJOIE

his shoulders and knee and the midget player must be allowed the same advantage.

Great batsmen have been awkward at times, but the natural, easy style is by all odds the best to follow.

The batting eye is acquired only by constant practice, and the success in bunting comes only with much time given to that important department of the game.

The old style of slugging has gone for good. The successful batsman is the one who meets the ball with little preliminary motion, using heavy bats, and driving the ball rather than lifting it high to the outfielders. Several left-hand batsmen in the big leagues stoop well over when waiting for the ball. This style is not necessary or advisable at the bat.



The finest position known for a batsman was the one taken by the late Mike Kelley, who stood facing the pitcher with heels close together and his bat laying on his shoulder. Kelley was always in a position to pivot and meet the ball gracefully.

The batter should generally step directly toward the pitcher, unless he has special reasons for doing otherwise. For instance, if a right-hand batter wishes to hit to left field, he had better step so as to face slightly in that direction, and if he wishes to hit to right-field he will stand farther from the plate and step in the direction he intends to hit.

The object in standing erect is to keep well the balance and be in a position to cut under or over at a low or high ball.

In hitting at a high ball the bat should be swung overhand, in an almost perpendicular plane, and so, also, for a low ball, the batter should stand erect and cut underhand. If the bat is swung in a horizontal plane the least miscalculation in the height of the ball will be fatal. If it strikes above or below the centre line of the bat, it will be driven either up into the air or down to the ground.

It may not be always possible to hit in the exact direction desired, and, of course, he cannot "place" the ball in any particular spot, but he can and should be able to hit either to left field or right, as the occasion demands. The advantage of this to the player himself and to his team cannot be overestimated. For example, there is a runner on first who signals to the batter that he will try to steal second on the second ball pitched. When he starts to run the second baseman goes for his base and the entire field between first and second is left open. Now, if the batter gets a ball anywhere within reach and taps it down toward right field, the chances are that it will be safe, and the runner from first will keep right on to third.

A great batsman once said, "Watch the pitcher, and when he delivers the ball shift your eyes to it."

Stand firm with the legs not too far apart, and within easy reaching distance of the plate.

Don't let the pitcher get your nerve. When the pitcher is about to deliver the ball be prepared to meet it, and try and make up your mind whether it is a fast ball or a slow ball.

Rather let a ball go and have a strike than miss it, because nothing is so discouraging as to hit at a ball and miss it. The weight should be on the forward foot, and once the ball has been started don't attempt to change your position, and don't make a wild swing or reach for it.

Keep all the advantage of height in order to bat a moderately high ball.

It isn't necessary to swing hard either, in fact, in many cases, it is a fatal error, and it robs the batter of his judgment of distance and accuracy.

Study the field and master the ability to send the ball into a certain territory, rather than to try and send it a great distance, and don't forget that flies are fatal to the batter in many instances.

The ability to place a ball in any certain territory—it should be called an art—cannot be overestimated, and too much attention cannot be given to it.

For the batter confidence is half the game, and he shouldn't fear a pitched ball, the fear of being hit by a ball shouldn't get a man's nerve. If a player is enthusiastic over the great game he will be willing to take the few hard knocks that go with it.

The player who stands in the correct position at the plate will not often be hit, because he will be able to dodge and side step readily.

I have seen great batsmen allow the first two balls to go by without making a move to hit at the ball. This idea was simply to judge the curves and peculiar features of the delivery.

Much depends on the bat. Some players can do fairly well with most any bat they pick up. Yet those same players would increase their batting averages if they carefully selected the proper length and weight of the regular bat they used.

---

## UTILITY BALL PLAYER

---

"Very few people ever consider under what a heavy handicap the utility man works when suddenly called on to take the place of a regular," says Hofman. "It is taken as a matter of course that he shall make a good showing at the position he is sent to fill, and if he doesn't the maledictions of the crowd are hurled at him. I know, because I was utility man for some time.

"Consider the requirements of an extra player on a team of the caliber of the Cubs. Probably, when the season opens, all of the regulars are in place and his services are not needed for the time being. He sits on the bench during the game and only gets the practice that he can pick up during the morning work out or the warming up previous to the afternoon performance. Then he can work for a few minutes either in the infield or outfield, as suits his fancy.

"Then something goes wrong, and he may be shot to any of several different positions in either the in or outfield. He must play that station just as well as the regular or his presence in the battle will slow up the whole team and spoil the team work on which a championship club counts so heavily.

"Granted that he gets work enough at this particular station to become used to it; finally the regular is in shape again and resumes his assigned berth and the utility man returns to the bench and desultory practice. Then some one else goes out, and it is the utility player that is again called on to help out in the emergency. What does this mean? Simply that he must be able to figure out the plays that come to him, and they are absolutely different from those he had at the former station and to which he had become used. Also, an entirely new set of muscles is called into violent use. This means that he must be in better physical condition than any one else on the club, or the sudden shifting of position will leave him sore of body, will injure his play and will hurt the success of the club.

"Frequently catchers are sent to cover first base when the regular first baseman is incapacitated for any reason. Every one has heard the lament of these men when called on to play that bag—the long stretches they have to make for bad throws and the sudden starting and stopping, together with the quick shifting of feet needed to take the bag in the right way, soon bring sore muscles and the catcher has a real complaint.

"Again, how different is the play at second; what a difference there is in the short field, and third base varies from any of them materially. In the outfield it is all running. Yet the utility man who is able to jump in and fill the bill without a moment's hesitation is the only man that is wanted.

"In saying this I do not mean to be touting myself simply because I happen to be the general roustabout of all work with the Cubs, but holding the position of utility player on this club, I believe I am as well or better qualified to talk of the qualifications needed for the job. The manager, of course, and

most of the other players, too, know and appreciate what we of the utility role are up against, but not so the average fan, and he is the one who makes or breaks any ballplayer. If we do well, fill the bill for the place in which we are placed to the satisfaction of the rooter, then our path is a bed of roses and we get all kinds of applause and appreciation. But, if, being without practice we slip up for a single instant, what a howl of rage goes up!

"The utility man earns his salary. He may sit on the bench through most of the season, if things run smooth with his club, though I can't say I have ever found my job a insecure, but there is no question that he has the hardest role to perform of any man connected with the club, and this is particularly true of a championship club where great things are constantly expected of you. So I say the utility man earns every cent he gets, and often ought to draw a bigger salary than the regulars, who are the men usually counted on and for that reason are handed bigger stipends.

#### CHARLES DOOIN, CATCHER OF THE PHILADELPHIA CLUB, SAYS

"Always catch the fly ball as high as possible. Then, should the ball rebound from the glove, it may be caught again before it touches the ground.

"Make certain that your fielders are set right for each batsman before signalling to the pitcher.

"A catcher should have certain signs so that every man on his side may know what kind of ball the pitcher is going to deliver, so that they can shift accordingly if necessary.

sufficient to gets his weak points.

"Don't fail to study the batters. Observing a man in two games is always sufficient to get his weak points.

"Watch the base runner. Try to learn his 'hit-and-run' sign, so that you can pass the tip to your pitcher and infielders and head off the attempt.

"Employ a 'waste' ball sign with your pitcher, so that if the pitcher intends to keep the ball out of the batters' reach you can have a clear 'peg' at the runner, and head off his steal.

The best catcher will stand up to his position, neither seeking nor avoiding a collision, but prepared for it should the crash come, and bearing in mind never to let relax his grip on the ball.

"Just as there is a knack in falling without injury in wrestling and gymnastics, and resisting a charge in football, so there is a means of standing up before the rush of a base runner, tagging him out, and escaping with only a slight jar.

"A study of the styles of the best catchers will enable young catchers to lengthen the years of service of a backstop and lessen the number of injuries.

"The ability to snap off the mask and start after a foul fly immediately the ball is hit is another necessity for a catcher. This should be learned early in the game. The mask should be off at the tip of the bat, and the catcher on his way.

"All coaching should be done in practice. When the men are on the field lined up for the game, like actors, they should know their parts without help from the manager on the bench.

"The ball should be handled in such a manner that it may be gotten away very rapidly. It should leave the hand so fast that it will seem to the spectators that it is the rebound from the mitt.

"It has been necessary to call upon certain players to do most of the sacrifice hitting, while others have been called upon but seldom. If the players were not made of the right material and possessed of more than the average amount of intelligence, this would have been a hard matter to accomplish.

Players are generally tempted to hit the ball out and if their heart was not in the success of the team they would chafe under the restraint. Nothing is so ruinous to good harmony in a club as the hesitancy about obeying orders."



## HOW TO PLAY THE SUNFIELD

Especially must you keep your eye fixed on the ball if you are playing the sunfield, for then you haven't a chance in the world to get the ball if you once lose sight of it.

If you allow the ball to arise to a height before sighting it, you will be sure to lose it, as the glare in suddenly looking up will for the time blind you.

There is no particular position for catching the ball, as many outfielders of class have different methods

Some let the ball down on the shoulder, catching it high. Others catch it at the waist and take it very low down. Still others have a peculiar position of crossing the hands, as the late Chick Stahl used to do.

So far as this is concerned, I should say take whatever is the easy, natural way to you, and once having mastered that, stick to it. It is a mistake to try to change a style once acquired, for this is likely to produce uncertainty.

Most batters have certain peculiarities of hitting which you must carefully study if you want to be able to be at the right spot to catch the ball when they are up.

For left-hand batters it is well for the outfielder to shift around toward left field. The left fielder ought to come close to the foul line, and move further in toward the infield. Center fielder pulls around, so does the right fielder.

It is improbable that the hitter will be able to hit a ball toward right field, for most left-hand hitters try to tap it along the third base line or over the short-stop's head. The left fielder drawn in will catch a whole lot of such balls by knowing where to be.

For a right-hand hitter you must move toward right field. Naturally for the clouter, the man who makes the long drives, you must play way out.

In playing in the sun try to keep the batsman in view at an angle not directly facing the sun. This will enable you to see the ball when it starts from the bat. Rest your eyes on the green glasses as much as possible. It will rest them. Get glasses sufficiently dark to kill the glare of the sun, yet light enough to let you see daylight.

Don't try to get along without glasses if you are playing the sunfield. I know that boys didn't use to think of such things, but you have a right to every aid that the big player league has: and, moreover, it is a good idea to get accustomed to the glasses while you are a youngster.

## SLIDE, KELLEY, SLIDE

Michael J. Kelley, long since passed out of the sunlight, was perhaps the most remarkable all-round base runner the game ever produced.

About 25 years ago the firm of Wright & Ditson published a small book with articles written by the leading players, showing how to play the different positions, as well as how to run bases. The following is Mr. Kelley's article on base running.

## STEALING SECOND BASE

After reaching first base, be sure that the base is not left while the ball is in the fielder's hand. One cannot be too careful about this. Take all the ground possible; the more that is taken, the more will the pitcher be bothered. The distance that can be taken will depend greatly upon the style of the pitcher's delivery—his quickness of throwing. It is here that there is a competition between the runner and pitcher for mastery. It is the wonderful quickness of Kelly of the Chicagos in taking action that makes him the kind of base runners. He often throws the pitcher off his guard by his seeming lack of a desire to steal. Unless the ball is hit, never look back, but make for the base. If the ball is hit to right field, fast base running will ensure two bases. If it reaches the second baseman before the fielder can get to that base, he should stop and endeavor to return to the bag, to prevent a double play. In his anxiety to prevent the runner from reaching first, the fielder may throw wildly and both men will be safe. It is not the runner that dances all the time around first, that is the best runner. He gets caught far more often than the player who spends his time in watching his chances.

### SLIDING TO THE BASE—HEAD FIRST

This is the most dangerous method employed in stealing second base, and but few runners make use of it. Yet these daring individuals have been more proportionately successful in reaching the bag, by reason of a knack and a clever dive. They are better enabled to slide under the fielder and reach the base. This mode is apt to injure the runner in his body, externally or internally, and sear his face and hands, and therefore should not be attempted.

### SLIDING TO THE BASE—FEET FIRST

This is the common mode in vogue with base runners, and is the safest. The runner should be prepared to slide for the base, but at the same time should be careful to look out for the coacher's cry of "safe" or "slide." Practice will give him the proper distance to slide, which will bring him under the player on to the base. Sliding is generally a necessary feat, for by so doing, less of the person is exposed.

### TOUCHING BASES ON THE RUN

Be careful never to overrun a base without touching it. Remember that umpires are very careful to detect any slip on the part of a runner, and that his attention will be called to any failure of a player to touch a bag, by the other side. In running, touch the base on its outer edge, describing as much of a curve as may be desirable to bring this about.

---

## NEW ASSOCIATION PROPOSED

---

During the joint annual meeting of the major leagues in New York City, last winter, several old time ball players met at the Waldorf Astoria and discussed the idea of getting together annually for a banquet. It was decided that New York would be the best place for the annual love feast, and the time most convenient would be when the two big leagues meet early in December, each year.

To further the move, it was agreed to make eligible all players who had a record of one full year with the National League or American League.

The editor of this Guide was among the number who talked the matter over, at that time, and has been approached several times since by retired players, for only men retired from active playing duty will be asked to join the new order of good fellows. Later in the season the idea will be thoroughly digested, and in the meantime we would like to hear from all the players of the past, and those now managing clubs who are eligible. Address all communications to the editor of this Guide.



## NATIONAL LEAGUE

### Annual Meeting 1909

The annual meeting of the National League, held at the Waldorf Astoria Hotel, New York, from Dec. 14 to 18, inclusive, was the most remarkable meeting of the kind ever held by baseball magnates.

Four days were spent over the election of a president for the League. John M. Ward of New York and Robert M. Brown of Louisville being the candidates, finding that it was impossible to elect either candidate, John T. Brush was given the honor of naming some outside party and surprised all by choosing Thomas C. Lynch of New Britain, Conn.

From 1884 to 1899 Mr. Lynch was a well-known umpire, retiring from the game in 1899, as the result of some trouble with Andrew Freedman of New York.

After Mr. Lynch's election Mr. Ebbetts nominated John Heydler for secretary-treasurer, and again every club seconded the nomination. Mr. Heydler was elected for one year, but refused to accept on that basis, so his term of office was made three years. The Board of Directors elected was as follows: the men being named in the order of the length of time they have served as directors: Dreyfuss, Ebbetts, Herrmann, Murphy and Brush. The only change in the board is the entrance of John T. Brush of New York in place of President Dovey of the Boston Club. Herrmann of Cincinnati, Ebbetts of Brooklyn, Murphy of Chicago and Dreyfuss of Pittsburg were re-elected. The various standing committees remained the same as last year, the schedule committee being: Messrs. Ebbetts and Dreyfuss, with President Lynch.

### LEGISLATION ENACTED

A resolution was also adopted on the player limit. It was to the effect that each club must cut down to 25 players after May 10, and up to Aug. 20. After the latter date and up to May 10 the limit shall be 35. The American League has adopted a similar rule. It was also decided that waivers once asked can be withdrawn if the player is claimed by another club in the same league. The ruling was made to protect a club which has paid a big price for a youngster, but finds he needs another season in the minor leagues. Under the previous rule a club would lose such a player once they asked for a waiver, provided another club in the same league cared to take the man for \$1,500. The Schedule Committee was instructed to prepare a schedule of 168 games, the season to begin on or about April 14 and end Oct. 16. The League voted to hold its schedule meeting in New York instead of Chicago, as was the case last year. The League then adjourned to meet again at the call of the chair.

### THE SALARIES INCREASED

At a meeting of the Board of Directors, held late Saturday night, the salary of President Lynch was fixed at the same figure as that of the late President Pulliam, and a substantial increase was voted to Secretary-Treasurer Heydler for each of the three years of his elective term. Those present at the meeting were Directors Dreyfuss, Ebbetts, Brush and Murphy. Mr. Herrmann was represented by proxy. Herrmann, Ebbetts and Murphy were appointed a committee to draft resolutions on the death of Harry C. Pulliam, George B. Dovey and Israel W. Durham.

## AMERICAN LEAGUE

### Annual Meeting of 1909

The annual meeting of the American League was held at the Hotel Walcott, New York City, Dec. 15 and 16. As president, Secretary-Treasurer Johnson is serving a five years' term, there was no time wasted over that important feature of baseball.

The alleged signal tipping on the New York American grounds was investigated, and the following resolution passed:

"Resolution offered by R. L. Hedges of St. Louis and seconded by F. J.

Navin of Detroit: Whereas, charges having been printed in the public press to the effect that during the last season a sign tipping bureau was operated on the grounds of the New York American League Club, and

"Whereas the, Board of Directors of the American League has considered carefully all the evidence before it as to the existence of such a bureau, therefore be it

"Resolved, That in the opinion of the Board the New York Club is free from all complicity in such a tipping affair, and be it further

"Resolved, That it is the sense of this Board that any manager or official found guilty of operating a sign tipping bureau should be barred from baseball for all time."

The American League adopted a rule that each club can carry not more than 25 players between May 1 and Aug. 20, and that during the rest of the year between those dates the number must not exceed 35. It was decided by an unanimous vote that next year's playing schedule shall consist of 154 games. Joseph Cantillon, former manager of the Washington Club, was cleared of the charges of disloyalty to the American League and received a clean bill of health, as per the following resolution:

"Resolved, That the American League hereby expresses its confidence in the loyalty to the American League of Joe Cantillon during the time he acted as manager of the Washington Base Ball Club, and expresses to him its best wishes for his future prosperity."

The question involving the use of spikes was left to the discretion of Johnson and Comiskey. A new board of directors was elected, consisting of Farrell, Somers, Taylor and Comiskey. Somers was unanimously re-elected vice-president of the league. Johnson, Navin and Noyes were appointed a committee to draw up a new ten-year agreement to perpetuate the league and to revise the constitution. The new Committee on Rules consists of Comiskey, Noyes and Somers. The league then adjourned to meet in Chicago at a date to be named by the president, to adopt a playing schedule.

## OFFICERS OF THE NATIONAL ASSOCIATION OF MINOR LEAGUES

PRESIDENT—M. H. SEXTON,  
Rock Island, Ill.

SECRETARY—J. H. FARRELL,  
Auburn, N. Y.

### Board of Arbitration

W. M. KAVANAUGH.....	Little Rock
F. R. CARSON .....	South Bend
J. H. O'ROURKE .....	Bridgeport
T. H. MURNANE .....	Boston
D. M. SHIVELY .....	Kansas City
N. H. O'NEILL .....	Chicago
CAL EWING .....	San Francisco

Money paid by the Major Leagues for purchased and drafted players from the Minor Leagues in 1909.

### AMERICAN LEAGUE

	Purchased Players	Drafted Players	Total
Chicago .....	\$44,300	\$11,350	\$55,000
Boston .....	32,000	6,250	39,150
Cleveland.....	30,900	7,100	37,500
New York .....	22,000	4,500	26,500
St. Louis .....	19,250	4,100	23,350
Detroit .....	12,150	10,350	22,500
Philadelphia .....	4,950	8,600	13,550
Washington.....	2,500	.....	2,500
Totals.....	\$168,450	\$52,250	\$220,700

NATIONAL LEAGUE

	Purchased Players	Drafted Players	Total
Cincinnati .....	\$34,550	\$2,250	\$36,800
Brooklyn .....	17,050	10,850	27,900
St. Louis .....	10,500	6,550	17,050
Pittsburgh .....	11,000	5,850	16,850
Chicago .....	1,850	13,900	15,750
New York .....	6,550	3,900	10,450
Boston .....	6,650	3,250	9,900
Philadelphia .....	5,600	2,000	7,600
Totals .....	\$93,750	\$48,550	\$142,300

NATIONAL ASSOCIATION PENNANT WINNERS, 1909

American Association .....Louisville  
 Eastern League ..... Rochester  
 Pacific Coast League.....San Francisco  
 Western League .....Des Moines  
 Southern League .....Atlanta  
 Connecticut League .....Hartford  
 Central League .....Wheeling  
 New England League .....Worcester  
 New York State League, Wilkes Barre  
 The I. I. I. League.....Rock Island  
 The Northwestern League.....Seattle  
 Tri-State League .....Lancaster, Pa.  
 Western Association .....Enid  
 Ohio and Pennsylvania League  
 Akron, Ohio  
 South Atlantic League ...Chattanooga  
 Virginia State League .....Roanoke  
 Texas League .....Houston  
 Western Canada League, Medicine Hat

Wisconsin-Illinois League.....Madison  
 Southern Michigan League....Saginaw  
 Central Association .....Burlington  
 Pennsylvania & West Virginia League,  
 Uniontown  
 Minnesota, Wisconsin League, Duluth  
 Blue Grass League .....Winchester  
 The Ohio State .....Lima  
 Carolina Association .....Greensboro  
 Eastern Carolina League.....Wilson  
 Illinois-Missouri League,  
 Monmouth, Ill.  
 Kansas State League.....Lyons, Kas.  
 Central Kansas .....Ellsworth, Kas.  
 Northern Indiana League,  
 (Undecided)  
 Northeast Arkansas League,  
 Jonesboro, Ark.

PENNANT WINNERS

WINNERS OF THE NATIONAL LEAGUE

Year	Champions	Won	Lost	P. C.
1876	Chicago	52	14	.788
1877	Boston	31	17	.648
1878	Boston	41	19	.707
1879	Providence	55	23	.705
1880	Chicago	67	17	.798
1881	Chicago	55	28	.667
1882	Chicago	55	29	.655
1883	Boston	63	35	.643
1884	Providence	84	28	.750
1885	Chicago	87	25	.770
1886	Chicago	90	34	.725
1887	Detroit	79	45	.637
1888	New York	84	47	.641
1889	New York	83	43	.659
1890	Brooklyn	86	43	.667
1891	Boston	87	51	.630
1892	Boston	102	48	.680
1893	Boston	86	44	.662
1894	Baltimore	89	39	.695
1895	Baltimore	87	43	.669
1896	Baltimore	90	39	.698

## Pennant Winners—Continued

Year	Champions	Won	Lost	P. C.
1897.....	Boston .....	93	39	.705
1898.....	Boston .....	102	47	.685
1899.....	Brooklyn .....	101	47	.682
1900.....	Brooklyn .....	82	54	.603
1901.....	Pittsburgh.....	90	49	.647
1902.....	Pittsburgh.....	103	36	.745
1903.....	Pittsburgh.....	91	49	.650
1904.....	New York .....	106	47	.693
1905.....	New York .....	105	48	.686
1906.....	Chicago .....	116	36	.763
1907.....	Chicago .....	107	45	.740
1908.....	Chicago .....	99	55	.643
1909.....	Pittsburgh.....	110	42	.724

## WINNERS OF THE AMERICAN LEAGUE

1900.....	Chicago .....	82	53	.607
1901.....	Chicago .....	83	53	.610
1902.....	Athletics .....	83	53	.610
1903.....	Boston .....	91	47	.659
1904.....	Boston .....	95	59	.617
1905.....	Athletics .....	92	56	.621
1906.....	Chicago .....	93	58	.616
1907.....	Detroit.....	92	58	.613
1908.....	Detroit.....	90	63	.588
1909.....	Detroit.....	98	54	.645

The following table will show at a glance the immense amount of business handled by the Minor Leagues:

## SUMMARY RELATING TO PLAYERS' CONTRACTS FOR 1909

No.	Contracts	Terms Accepted	Released by Purchase	Selected by Draft	Released	Suspended	Reinstated	Declared Ineligible	Optional Agreements Approved	Optional Agreements EX. revised
1	.....	64	28	59	4	.....	3	.....	.....	.....
2	358	95	52	11	4	.....	4	.....	.....	.....
3	303	112	104	5	6	.....	6	.....	.....	.....
4	362	154	74	.....	14	1	3	.....	.....	.....
5	267	114	71	.....	14	.....	4	.....	.....	.....
6	715	158	66	.....	47	2	6	.....	.....	.....
7	635	104	123	.....	55	13	4	.....	.....	.....
8	333	95	68	.....	53	3	4	1	.....	.....
9	506	117	71	.....	80	11	3	.....	.....	.....
10	686	102	153	.....	475	41	13	.....	.....	.....
11	455	19	79	.....	214	44	3	.....	.....	.....
12	692	65	125	.....	528	110	15	4	.....	.....
13	322	60	69	.....	210	33	11	1	.....	.....
14	293	47	62	.....	225	50	15	.....	.....	.....
15	398	64	87	.....	162	42	14	.....	.....	.....
16	197	63	56	.....	115	33	5	.....	72	.....
17	515	96	.....	.....	187	62	23	5	.....	.....
18	.....	.....	227	.....	.....	.....	.....	.....	16	80
19	70	16	124	.....	14	6	4	.....	.....	4
20	.....	14	27	113	19	17	6	.....	.....	.....
21	.....	21	35	138	35	14	8	.....	.....	.....
22	433	55	18	53	9	2	.....	..	.....	.....
	7,540	1,635	1,724	379	2,470	484	161	11	88	84



SERIES FOR WORLD'S CHAMPIONSHIP

THE COMPOSITE SCORE

Showing the total work in every department:

Pittsburgh	G.	A.B.	R.	H.S.	H.S.	B.P.	O.	A.	E.
Byrne, 3b.....	7	24	5	6	0	1	11	17	1
Leach, cf.....	6	22	6	6	1	1	16	1	0
Leach, 3b.....	1	3	2	2	1	0	4	2	0
Clarke, lf.....	7	19	7	4	5	3	20	0	1
Wagner, ss.....	7	24	4	8	0	6	13	23	2
Miller, 2b.....	7	28	2	7	0	3	17	13	3
Abstein, lb.....	7	26	3	6	0	1	70	4	5
Wilson, rf.....	7	26	2	4	2	1	1	1	1
**Hyatt, cf.....	2	3	1	0	1	0	0	0	0
Gibson, c.....	7	25	2	6	0	2	28	8	0
Adams, b.....	3	9	0	0	2	0	0	7	0
Camnitz, p.....	2	1	0	0	0	0	0	2	0
Willis, p.....	2	4	0	0	0	0	1	2	0
Maddox, p.....	1	4	0	0	0	0	0	1	0
Leifield, p.....	1	1	0	0	0	0	0	5	0
Phillippe, p.....	2	1	0	0	0	0	1	2	2
†O'Connor.....	1	1	0	0	0	0	0	0	0
‡Abbatichio.....	1	1	0	0	0	0	0	0	0
Totals.....		222	34	49	12	18	*182	88	15

Detroit	G.	AB.	R.	H.S.	H.S.	B.P.	O.	A.	E.
D. Jones, lf.....	7	30	6	7	0	1	14	0	1
Bush, ss.....	7	23	5	6	1	1	10	18	5
Cobb, rf.....	7	26	3	6	1	2	8	0	1
***Crawford, cf.lb	7	28	4	7	0	1	17	2	2
Delehanty, 2b....	7	26	2	9	0	0	11	16	2
Moriarty, 3b.....	7	23	4	6	0	0	7	14	0
O'Leary, 3b.....	1	3	0	0	0	0	1	1	0
T. Jones, lb.....	7	24	3	6	1	1	71	1	1
Schmidt, c.....	6	18	0	4	0	0	31	11	5
Stanage, c.....	2	5	0	1	1	0	12	2	0
§Mullin, p.....	6	16	1	3	0	0	0	12	0
Donovan, p.....	2	4	0	0	0	0	0	5	1
Summers, p.....	2	3	0	0	0	0	0	2	0
Works, p.....	1	0	0	0	0	0	0	1	0
McIntyre, lf.....	4	3	0	0	0	0	0	0	0
Willett, p.....	2	2	0	0	0	0	1	3	1
Totals.....		234	28	55	4	6	183	86	18

\* Delehanty out, hit by batted ball in first game.

† O'Connor batted for Leifield in fourth game.

‡ Abbatichio batted for Phillippe in sixth game.

|| McIntyre batted for T. Jones in first game, for Willett in third game, and for Stanage in fifth game.

§ Mullin batted for Works in third game, and for Willett in fifth game.

\*\* Hyatt batted for Camnitz in sixth game.

\*\*\* Crawford played first base one inning of game on Oct. 14 and had one assist.

Pittsburgh.....	11	4	1	3	2	4	4	2	3-34
Detroit.....	3	4	3	5	3	3	4	3	2-28

Left on bases—Pittsburgh, 43; Detroit, 51.

Two-base hits—Pittsburgh, Leach, 4; Gibson, 2; Abstein, 2; Wagner, 2; Wilson, 1; Byrne, 1; Miller, 1; total, 13. Detroit, Moriarty, 1; Delehanty, 4; Schmidt, 2; Cobb, 3; Crawford, 3; Mullin, 1; T. Jones, 1; Bush, 1; total, 16.

Three-base hits—Pittsburgh, Wagner, 1.

Home Runs—Pittsburgh, Clarke, 2. Detroit, D. Jones, 1. Crawford, 1.

### THE PITCHING AVERAGES

The averages for the series show that Mullin, for Detroit, and Adams for Pittsburgh, did the best work.

Pitcher	W.	L.	Tie.	Pct.	H.	Bb.	Hpb.	So.	Wp.
Adams .....	3	0	0	1,000	18	6	1	11	0
Maddox .....	1	0	0	1,000	20	2	0	4	0
Mullin .....	2	1	0	.666	22	8	2	20	0
Donovan .....	1	1	0	.500	7	8	1	7	0
Willis .....	0	1	0	.000	10	8	1	3	0
Camnitz .....	0	1	0	.000	8	2	0	2	0
Leifield .....	0	1	0	.000	7	1	2	0	0
Summers .....	0	2	0	.000	13	4	1	4	2
Willett .....	0	0	0	.000	3	0	2	1	0
Phillippe .....	0	0	0	.000	2	1	0	2	0
Works .....	0	0	0	.000	4	0	0	2	0

Willett, Phillippe and Works did not pitch full games and are neither credited with victory nor defeat. In the game of Oct. 9 Willis relieved Camnitz for Pittsburgh in the third inning and Camnitz is charged with a defeat. In the game of Oct. 11 Willett replaced Summers for Detroit in the first inning and Works relieved Willett in the seventh inning, Summers being charged with a defeat. In the game of Oct. 12 Phillippe replaced Leifield for Pittsburgh in the fifth inning and Leifield is charged with a defeat. In the game of Oct. 13 Willett relieved Summers for Detroit in eighth inning, Summers being charged with defeat. In game of Oct. 14 Camnitz replaced Willis for Pittsburgh in seventh inning and Phillippe relieved Camnitz in eighth inning, Willis being charged with a defeat. In game of Oct. 16 Mullin relieved Donovan in fourth inning and Donovan is charged with defeat.

### FINANCIAL RESULTS

The receipts of the 1909 World's Series breaks the records as did the attendance.

	Attendance	Receipts
Pittsburgh, first game .....	29,264	\$40,271.50
Pittsburgh, second game.....	30,915	41,884.50
Detroit, third game .....	18,277	20,676.00
Detroit, fourth game .....	17,036	21,103.00
Pittsburgh, fifth game.....	21,706	32,173.00
Detroit, sixth game .....	10,535	12,517.50
Detroit, seventh game.....	17,562	19,677.00
Totals.....	145,295	\$188,302.50

Of the receipts \$18,830.25 went to the National Commission for expenses. In the first four games only the players shared on the bases of 60 per cent. to the winning and 40 per cent. to the losing team. The receipts of the other games went to the clubs, the players not participating. The total receipts were divided as follows:

	Players'	Clubs'	Commission
First game.....	\$21,746.61	\$14,497.74	\$4,027.15
Second game.....	22,617.63	15,078.42	4,188.45
Third game .....	11,165.04	7,443.36	2,067.60
Fourth game.....	11,395.62	7,597.08	2,110.30
Fifth game .....	.....	28,955.70	3,217.30
Sixth game .....	.....	11,265.75	1,251.75
Seventh game .....	.....	17,709.30	1,967.70
Totals.....	\$66,924.90	\$102,537.35	\$18,830.25

Under the division of the players' share at 60 and 40 per cent., each Pittsburgh player received \$1,825.22 and each Detroit player \$1,274.76. The clubs shared equally in the seven games, each receiving \$51,272.67. and the National Commission received \$18,830.25.

PREVIOUS WORLD'S RECEIPTS

Showing the increased interest in the Past Series for the big honors.

Boston-Pittsburg 1904 Series

	Attendance	Receipts
First game, Boston .....	16,242	.....
Second game, Boston .....	9,415	.....
Third game, Boston.....	18,801	.....
Fourth game, Pittsburgh .....	7,600	.....
Fifth game, Pittsburgh .....	12,322	.....
Sixth game, Pittsburgh.....	11,556	.....
Seventh game, Pittsburgh .....	17,038	.....
Eighth game, Boston.....	7,455	.....
Total .....	100,429	.....

The receipts were not given out with each game, but totaled over \$50,000. The Boston players received \$1,182 each. The Pittsburghs received \$1,316 each, President Dreyfuss adding the Pittsburgh Clubs' share of the receipts to the Pittsburgh players' share, thus making the losers benefit more than the winners.

New York Athletic 1905 Series

	Attendance	Receipts
First game, Philadelphia .....	17,955	\$12,736.75
Second game, New York.....	24,992	18,988.00
Third game, Philadelphia .....	10,991	8,348.00
Fourth game, New York .....	13,598	1,689.56
Fifth game, New York .....	24,187	17,674.50
Totals.....	91,723	\$68,436.81

The division of receipts therefore netted each New York player \$1,142 and each Athletic player \$382. The latter were also given the Athletic Clubs' share of the receipts, bringing their share up to a little over \$800 per man.

White Sox-Cub 1906 Series

Total attendance games .....	99,845
First game.....	12,693
Second game.....	12,595
Third game .....	13,667
Fourth game.....	18,384
Fifth game .....	23,257
Sixth game .....	19,249
Total receipts, series .....	\$106,550.00
Players' share.....	33,401.70
Club owners' share .....	44,695.00
Amount for each National player .....	439.50
Amount for each American player, including Comiskey's bonus .....	1,874.63

In addition to their regular allotment the victorious White Sox received the Chicago American Club's share of the receipts of the first four games, amounting to nearly \$15,000, which President Comiskey donated to his players.

## Chicago Detroit 1907 Series

	Attendance	Receipts
First game.....	24,377	\$29,162.50
Second game.....	21,901	26,430.50
Third game.....	13,114	16,212.50
Fourth game.....	11,306	17,285.50
Fifth game.....	7,370	12,638.00
Totals.....	78,068	\$101,723.50

Of the receipts 10 per cent., or \$10,172.85 went to the National Commission. Of the remainder 60 per cent., or \$54,933.39, went to the players of the two teams, and 40 per cent. to the two clubs, or \$18,311.13 for each club. The division among the players of their share of the receipts was originally fixed at 75 per cent. to the winners and 25 per cent. to the losers. In the 1907 series, however, the division was made on the basis of 60 per cent. to the winners and 40 per cent. to the losers. This gave the Chicago players \$45,000, to which President Murphy added \$10,000, thus making each player's share \$2,142.85. To the Detroit players' share President Yawkey added a club present of \$15,000, thus making each Detroit players' share \$1,945.96.

## Chicago-Detroit 1908 Series

	Attendance	Receipts
First game, Detroit.....	10,812	\$16,473.00
Second game, Chicago.....	17,760	26,927.00
Third game, Chicago.....	14,543	22,767.00
Fourth game, Detroit.....	12,907	19,231.00
Fifth game, Detroit.....	6,210	9,577.50
Totals.....	62,232	\$94,975.00

The owners of the two clubs divided \$39,363.03 equally and the National Commission received \$9,497. The Chicago team received 60 per cent., \$27,668.95; or \$1,317.58 for each one of the 21 players sharing. The Detroit team received \$18,455.97; or \$870 for each one of the 21 men sharing. To this was added \$800 paid by President Murphy for unsold reserved seats in the two games in Chicago; and \$145 per man from a Chicago-Detroit exhibition games in Chicago, Sunday, Oct. 18.

---

## WORLD'S CHAMPIONS

---

The number of games won and lost for the greatest honors in baseball.

1884—Providence (National League), 3; Metropolitan (American Association), 0.

1885—Chicago (National League), 3; St. Louis (American Association), 3.

1886—Chicago (National League), 2; St. Louis (American Association), 4.

1887—Detroit (National League), 11; St. Louis (American Association), 4.

1888—New York (National League), 6; St. Louis (American Association), 4.

1889—New York (National League), 6; Brooklyn (American Association), 3.

1890—Brooklyn (National League), 3; Louisville (American Association), 3.

1903—Pittsburgh (National League), 3; Boston (American League), 5.

1905—New York (National League), 4; Philadelphia (American League), 1.

1906—Chicago (National League), 2; Chicago (American League), 4.

1907—Chicago (National League), 4; Detroit (American League), 0.

1908—Chicago (National League), 4; Detroit (American League), 1.

1909—Pittsburgh (National League), 4; Detroit (American League), 3.



Leading Batsmen of the National League Since 1876

Year	Name and Club	P. C.	Year	Name and Club	P. C.
1876	Barnes, Chicago	.403	1893	Henzel, Pittsburgh	.409
1877	White, Boston	.385	1894	Duffy, Boston	.434
1878	Dalrymple, Milwaukee	.356	1895	Burkett, Cleveland	.423
1879	Anson, Chicago	.407	1896	Burkett, Cleveland	.410
1880	Gore, Chicago	.365	1897	Keeler, Baltimore	.432
1881	Anson, Chicago	.399	1898	Keeler, Baltimore	.379
1882	Brouthers, Buffalo	.367	1899	Delehanty, Philadelphia	.408
1883	Brouthers, Buffalo	.371	1900	Wagner, Pittsburgh	.380
1884	O'Rourke, Buffalo	.350	1901	Burkett, St. Louis	.382
1885	Connor, New York	.371	1902	Beaumont, Pittsburgh	.357
1886	Kelly, Chicago	.388	1903	Wagner, Pittsburgh	.355
1887	Maul, Philadelphia	.343	1904	Wagner, Pittsburgh	.349
1888	Anson, Chicago	.343	1905	Seymour, Cincinnati	.377
1889	Brouthers, Boston	.313	1906	Wagner, Pittsburgh	.339
1890	Luby, Chicago	.342	1907	Wagner, Pittsburgh	.350
1891	Luby, Chicago	.338	1908	Wagner, Pittsburgh	.354
1892	Brouthers, Brooklyn	.335	1909	Wagner, Pittsburgh	.339

Leading Batsmen of the American League Since 1900

Year	Name and Club	P. C.	Year	Name and Club	P. C.
1900	Ganzel, Kansas City	.391	1905	Lajoie, Cleveland	.329
1901	Lajoie, Philadelphia	.422	1906	Stone, St. Louis	.358
1902	Delehanty, Washington	.376	1907	Cobb, Detroit	.350
1903	Farrell, Boston	.404	1908	L. Criss, St. Louis	.341
1904	Lajoie, Cleveland	.381	1909	Cobb, Detroit	.377

A table showing the standing of the Major League clubs on the first and fifteenth of each month: for the season of 1909:

MAY 1

National				American			
Clubs	W.	L.	P. C.	Clubs	W.	L.	P. C.
CHICAGO	8	5	.615	Detroit	10	3	.769
Boston	6	4	.600	Boston	7	5	.583
Philadelphia	6	4	.600	New York	7	5	.583
Cincinnati	8	7	.533	CHICAGO	6	5	.545
Pittsburgh	6	6	.500	Philadelphia	5	5	.500
New York	4	6	.400	St. Louis	4	8	.333
Brooklyn	4	6	.400	Cleveland	4	8	.333
St. Louis	5	9	.357	Washington	3	7	.300

MAY 15

National				American			
Clubs	W.	L.	P. C.	Clubs	W.	L.	P. C.
Pittsburgh	15	9	.625	Detroit	16	6	.727
Philadelphia	12	9	.571	Boston	13	8	.619
CHICAGO	14	12	.538	New York	12	9	.571
Boston	11	11	.500	Philadelphia	10	9	.526
Brooklyn	11	11	.500	CHICAGO	11	11	.500
Cincinnati	13	14	.481	Cleveland	9	13	.409
New York	9	12	.429	St. Louis	7	14	.333
St. Louis	10	17	.370	Washington	6	14	.300

JUNE 1

National				American			
Clubs	W.	L.	P. C.	Clubs	W.	L.	P. C.
Pittsburgh	26	12	.684	Detroit	25	12	.676
CHICAGO	24	16	.600	Philadelphia	21	14	.600
Philadelphia	17	17	.500	New York	18	14	.563
New York	17	17	.500	Boston	19	16	.543
Cincinnati	19	21	.475	St. Louis	17	19	.472
Brooklyn	16	18	.471	Cleveland	16	21	.432
St. Louis	17	23	.425	CHICAGO	15	21	.417
Boston	12	24	.333	Washington	10	24	.294

## JUNE 15

National				American			
Clubs	W.	L.	P. C.	Clubs	W.	L.	P. C.
Pittsburgh.....	34	12	.739	Detroit.....	30	16	.652
CHICAGO.....	31	18	.633	Philadelphia.....	25	19	.568
Cincinnati.....	27	23	.549	New York.....	23	19	.548
New York.....	23	20	.535	Boston.....	24	22	.522
Philadelphia.....	21	23	.477	Cleveland.....	22	22	.500
St. Louis.....	19	30	.388	CHICAGO.....	19	23	.432
Brooklyn.....	17	28	.378	St. Louis.....	18	26	.409
Boston.....	13	31	.295	Washington.....	14	28	.333

## JULY 1

National				American			
Clubs	W.	L.	P. C.	Clubs	W.	L.	P. C.
Pittsburgh.....	44	15	.746	Detroit.....	43	21	.672
CHICAGO.....	38	22	.633	Philadelphia.....	36	25	.590
New York.....	33	23	.589	Boston.....	35	28	.556
Cincinnati.....	32	29	.525	Cleveland.....	32	29	.525
Philadelphia.....	27	31	.465	New York.....	29	31	.483
St. Louis.....	24	35	.407	CHICAGO.....	26	33	.441
Brooklyn.....	21	38	.356	St. Louis.....	23	39	.371
Boston.....	16	42	.276	Washington.....	21	39	.350

## JULY 15

National				American			
Clubs	W.	L.	P. C.	Clubs	W.	L.	P. C.
Pittsburgh.....	55	20	.733	Detroit.....	48	28	.632
CHICAGO.....	47	26	.644	Philadelphia.....	45	29	.608
New York.....	43	28	.606	Boston.....	46	32	.590
Cincinnati.....	40	36	.526	Cleveland.....	43	32	.573
Philadelphia.....	31	42	.425	New York.....	35	41	.461
St. Louis.....	30	41	.423	CHICAGO.....	32	44	.421
Brooklyn.....	26	49	.347	St. Louis.....	30	46	.395
Boston.....	22	52	.297	Washington.....	23	50	.315

## AUGUST 1

National				American			
Clubs	W.	L.	P. C.	Clubs	W.	L.	P. C.
Pittsburgh.....	64	25	.719	Detroit.....	60	34	.638
CHICAGO.....	57	30	.655	Philadelphia.....	56	38	.596
New York.....	51	35	.593	Boston.....	54	43	.557
Cincinnati.....	45	44	.506	Cleveland.....	49	44	.527
Philadelphia.....	40	48	.455	CHICAGO.....	47	46	.505
St. Louis.....	37	49	.430	New York.....	43	50	.462
Brooklyn.....	32	56	.364	St. Louis.....	40	52	.435
Boston.....	25	64	.281	Washington.....	26	68	.277

## AUGUST 15

National				American			
Clubs	W.	L.	P. C.	Clubs	W.	L.	P. C.
Pittsburgh.....	73	29	.716	Philadelphia.....	65	41	.613
CHICAGO.....	67	35	.657	Detroit.....	64	41	.610
New York.....	61	37	.622	Boston.....	65	44	.596
Cincinnati.....	51	50	.505	Cleveland.....	53	54	.495
Philadelphia.....	67	55	.461	CHICAGO.....	51	54	.486
St. Louis.....	44	50	.423	New York.....	49	56	.467
Brooklyn.....	36	64	.360	St. Louis.....	45	58	.437
Boston.....	26	77	.252	Washington.....	31	75	.292

SEPTEMBER 1

National				American			
Clubs	W.	L.	P. C.	Clubs	W.	L.	P. C.
Pittsburgh.....	86	32	.729	Detroit .....	77	43	.642
CHICAGO.....	79	38	.675	Philadelphia.....	74	47	.612
New York .....	69	46	.600	Boston.....	73	56	.594
Cincinnati .....	59	76	.513	Cleveland .....	62	61	.504
Philadelphia .....	56	61	.479	CHICAGO .....	60	60	.500
St. Louis .....	45	72	.385	New York.....	54	66	.450
Brooklyn .....	41	76	.350	St. Louis.....	50	68	.424
Boston .....	32	86	.271	Washington .....	33	88	.273

SEPTEMBER 15

National				American			
Clubs	W.	L.	P. C.	Clubs	W.	L.	P. C.
Pittsburgh.....	95	36	.725	Detroit .....	88	47	.652
CHICAGO.....	91	42	.684	Philadelphia.....	84	50	.627
New York .....	77	52	.597	Boston.....	79	56	.585
Cincinnati .....	66	65	.504	CHICAGO .....	68	67	.504
Philadelphia .....	64	70	.477	Cleveland .....	68	69	.497
St. Louis .....	47	83	.362	New York.....	60	73	.452
Brooklyn .....	47	84	.359	St. Louis.....	57	77	.426
Boston .....	38	93	.290	Washington .....	34	99	.256

OCTOBER 1

National				American			
Clubs	W.	L.	P. C.	Clubs	W.	L.	P. C.
Pittsburgh.....	107	40	.728	Detroit .....	97	53	.647
CHICAGO.....	99	47	.678	Philadelphia.....	93	57	.620
New York .....	89	57	.610	Boston.....	86	62	.581
Cincinnati .....	75	72	.510	CHICAGO .....	77	73	.513
Philadelphia .....	70	76	.479	New York.....	71	76	.483
St. Louis .....	51	93	.354	Cleveland .....	70	80	.467
Brooklyn .....	51	94	.352	St. Louis.....	60	86	.411
Boston .....	41	104	.283	Washington .....	41	108	.275

Final Standing at the Head by Averages

NO-HIT GAMES

NO-HIT GAMES—NO PLAYER REACHING FIRST BASE

- 1880—Richmond (Worcester) vs. Cleveland, June 12.
- John M. Ward (Providence) vs. Buffalo, June 17.
- 1904—Denton C. Young (Boston) vs. Athletics, May 5.
- 1906—Thomas Fisher (Shreveport, Southern Association) vs. Montgomery, September 1.
- 1908—Charles Evans (Hartford, Connecticut League) vs. Bridgeport, July 21.
- A. Joss (Cleveland) vs. Chicago, Oct. 2.

TEN INNINGS WITH NO HITS

- 1890—King (Chicago) vs. Brooklyn, June 21, 2—0. King lost—runs scored on errors.
- 1906—McIntyre (Brooklyn) vs. Pittsburgh. Pittsburgh won in the eleventh inning.
- 1908—Wiltse (New York Nationals) vs. Philadelphia, July 4, 1—0.

## NO-HIT GAMES

- 1880—Richmond (Worcester) vs. Cleveland, June 12.  
Ward (Providence) vs. Buffalo, June 17.  
Corcoran (Chicago) vs. Boston, Aug. 19.  
Galvin (Buffalo) vs. Worcester, Aug. 20.
- 1882—Mullane (Louisville) vs. Cincinnati, Sept. 11.  
Corcoran (Chicago) vs. Worcester, Sept. 20.
- 1883—Radbourne (Providence) vs. Cleveland, July 25.  
Dailey (Cleveland) vs. Philadelphia, Sept. 13.
- 1884—Corcoran (Chicago) vs. Providence, July 27.  
Galvin (Buffalo) vs. Detroit, Aug. 4.
- 1885—Clarkson (Chicago) vs. Providence, July 27.  
Ferguson (Philadelphia) vs. Providence, Aug. 29.
- 1886—Terry (Brooklyn) vs. St. Louis, June 24.
- 1888—Terry (Brooklyn) vs. Louisville, May 27.  
Porter (Kansas City) vs. Baltimore, June 6.  
Seward (Athletics) vs. Cincinnati, June 26.  
Weyhing (Athletics) vs. Kansas City, July 31.
- 1890—King (Chicago) vs. Brooklyn, June 21.
- 1891—Lovett (Brooklyn) vs. New York, June 22.  
Rusie (New York) vs. Brooklyn, July 31.
- 1892—Stivetts (Boston) vs. Brooklyn, Aug. 6.  
Sanders (Louisville) vs. Baltimore, Aug. 22.  
Jones (Cincinnati) vs. Pittsburgh, Oct. 15.
- 1893—Hawke (Baltimore) vs. Washington, Aug. 16.
- 1897—Cy Young (Cleveland) vs. Cincinnati, Sept. 18.
- 1898—Breitenstein (Cincinnati) vs. Pittsburgh, April 22.  
Hughes (Baltimore) vs. Boston, April 22.  
Thornton (Chicago) vs. Boston, July 8.  
Thornton (Chicago) vs. Brooklyn, Aug. 21.
- 1899—Phillippe (Louisville) vs. New York, May 28.  
Gray (Buffalo) vs. Indianapolis, May 8.  
Newton (Indianapolis) vs. Milwaukee, June 9.  
Willis (Boston) vs. Washington, Aug. 7.
- 1901—Hahn (Cincinnati) vs. Philadelphia, July 12.  
Mathewson (New York) vs. St. Louis, July 15.
- 1902—Callahan (Chicago) vs. Detroit, Sept. 20.
- 1903—Fraser (Philadelphia) vs. Chicago, September 18.
- 1904—D. T. (Cy) Young (Boston) vs. Philadelphia, May 5.  
Tannehill (Boston) vs. Chicago, Aug. 17.
- 1905—Mathewson (New York) vs. Chicago, June 13.  
Henley (Philadelphia) vs. St. Louis, July 22.  
Dineen (Boston) vs. Chicago, Sept. 27.  
Smith (Chicago) vs. Detroit, Sept. 6.
- 1906—Lush (Philadelphia) vs. Brooklyn, May 3.  
Eason (Brooklyn) vs. St. Louis, July 20.
- 1907—Pfeffer (Boston) vs. Cincinnati, May 8.  
Maddox (Pittsburgh) vs. Brooklyn, Sept. 20.
- 1908—D. T. (Cy) Young (Boston) vs. New York, June 30.  
Wiltse (New York) vs. Philadelphia, July 4.  
Rucker (Brooklyn) vs. Boston, September 5.  
Rhoades (Cleveland) vs. Boston, Sept. 18.  
Smith (Chicago) vs. Athletics, Sept. 20.  
Joss (Cleveland) vs. Chicago, Oct. 2.
- 1909—Ames (New York) vs. Brooklyn, April 15.



## IN THE MINOR LEAGUES

## No-Hit Games for the Season of 1909

- April 16—Koestner (Los Angeles) vs. San Francisco.  
April 25—Keeley (Vancouver) vs. Tacoma.  
May 10—Harmon (Shreveport) vs. Galveston.  
May 10—Gilbert (Peoria) vs. Duluth.  
May 16—Jount (Dubuque) vs. Decatur.  
May 28—Paige (Charleston) vs. Macon.  
June 1—Fennell (Clinton) vs. Burlington.  
June 4—Loos (Danville) vs. Roanoke.  
June 5—Asher (Terre Haute) vs. Wheeling.  
June 8—Deardoff (Jonesboro) vs. Fort Smith.  
June 9—Cook (Helena) vs. Texarkana.  
June 11—Stremmel (Superior) vs. Eau Claire.  
June 15—Howard (Wilmington) vs. Goldsboro.  
June 18—Boyd (Burlington) vs. Jacksonville.  
June 19—Freeman (Mansfield) vs. Portsmouth.  
June 29—Daly (Springfield) vs. Rock Island.  
July 5—Hageman (Grand Rapids) vs. South Bend.  
July 5—Erickson (Vancouver) vs. Tacoma.  
July 15—Wagner (Columbia) vs. Knoxville.  
July 19—Demaree (Savannah) vs. Knoxville.  
July 22—Carson (Portland) vs. Los Angeles.  
July 22—Alexander (Galesburg) vs. Canton.  
July 28—Sively (Montgomery) vs. Little Rock.  
July 28—Peters (Dallas) vs. Waco.  
July 30—Luyster (Rocky Mount) vs. Raleigh.  
Aug. 1—Chenault (Portland) vs. Vancouver.  
Aug. 2—Schroder (Eau Claire) vs. Duluth.  
Aug. 3—Otis (Goldsboro) vs. Wilson.  
Aug. 13—Smith (Marion) vs. Lancaster.  
Aug. 14—Hamilton (Portsmouth) vs. Danville.  
Aug. 15—Brietenstien (New Orleans) vs. Montgomery.  
Aug. 23—Ashton (Green Bay) vs. Racine.  
Aug. 29—Holmes (Waco) vs. Houston.  
Aug. 30—Duggan (Paris) vs. Shelbyville.  
Aug. 31—Wagner (Augusta) vs. Columbia.  
Sept. 1—Clark (Chattanooga) vs. Knoxville.  
Sept. 3—Nolley (Wheeling) vs. Evansville.  
Sept. 7—Bramble (Keokuk) vs. Jacksonville.  
Sept. 10—Weisenberger (Beardstown) vs. Monmouth.  
Sept. 10—Hagen (Portland) vs. Vancouver.

## NATIONAL LEAGUE

## STANDING OF CLUBS AT CLOSE OF SEASON OF 1909

Clubs	Pitts.	Chic.	N. Y.	Cin.	Phila.	Bkln.	St. L.	Bos.	Won.	PC.
Pittsburg	....	13	11	15	15	18	18	20	110	.724
Chicago	.....	9	....	11	16	16	15	21	104	.680
New York	11	11	....	13	12	15	16	14	92	.601
Cincinnati	7	6	9	....	9	17	12	17	17	.504
Phila.	.....	7	6	10	12	....	11	16	12	.484
Brooklyn	.....	4	5	7	5	11	....	12	11	.359
St. Louis	..	3	7	5	10	6	10	....	13	.355
Boston	....	1	1	8	5	10	11	9	....	.294
Lost	.....	42	49	61	76	79	98	108	611	

Game forfeited—By Philadelphia to New York, at New York, October 4, 1909, (second game).

Games remaining unplayed. At Pittsburg, game of September 23, transferred from Boston. At Chicago, games of September 22, with Brooklyn. At St. Louis, game of September 21, with New York. At St. Louis, game of September 14, with Pittsburg. At Cincinnati, tie game of September 22, with Philadelphia.

## INDIVIDUAL BATTING

Name and Club	G.	AB.	R.	H.	TB.	2B.	3B.	HR.	SH.	SC.	PC.
Wagner, Pittsburg	137	495	92	168	242	39	10	5	27	35	.339
Mitchell, Cincinnati	145	523	83	162	225	17	17	4	15	37	.310
Seymour, New York	73	280	37	87	112	12	5	1	9	14	.310
Hoblitzel, Cincinnati	142	517	59	159	216	23	11	4	29	17	.308
Wheat, Brooklyn	26	102	15	31	44	7	3	0	5	1	.304
Doyle, New York	144	570	86	172	239	27	11	6	12	31	.302
Snodgrass, New York	22	70	10	21	29	5	0	1	2	7	.300
Hyatt, Pittsburg	*49	67	9	20	31	3	4	0	1	1	.299
Bridwell, New York	145	476	59	140	161	11	5	0	19	32	.294
Bransfield, Phila.	138	527	47	154	196	27	6	1	22	17	.292
Bates, Phila.-Boston	133	502	70	146	186	26	4	2	24	37	.291
McCormick, N Y	110	413	68	120	156	21	8	3	9	4	.290
Clarke, Pittsburg	152	550	97	158	205	16	11	3	24	31	.287
Konetchy, St. Louis	152	576	88	165	228	23	14	4	12	25	.286
Hofman, Chicago	153	527	60	150	185	21	4	2	32	20	.285
Hulswitt, St. Louis	77	289	21	81	95	8	3	0	4	7	.280
Hummel, Brooklyn	145	542	54	152	197	15	9	4	31	16	.280
J. B. Miller, Pittsburg	150	560	71	156	222	31	13	3	29	14	.279
Myers, New York	64	220	15	61	84	10	5	1	4	3	.277
Egan, Cincinnati	126	480	59	132	158	14	3	2	30	39	.275
Lindaman, Boston	15	22	0	6	6	0	0	0	0	0	.273
Zimmerman, Chicago	47	183	23	50	63	9	2	0	4	7	.273
Wilson, Pittsburg	154	569	64	155	213	22	12	4	20	17	.273
Jordan, Brooklyn	95	330	47	90	125	20	3	3	12	13	.273
W.D.Scanlan, Brooklyn	19	44	3	12	17	5	0	0	1	1	.273
Chance, Chicago	92	324	53	88	112	16	4	0	12	29	.271
Burch, Brooklyn	152	601	80	163	198	20	6	1	8	38	.271
Storke, Pittsburg-St. L.	80	292	23	79	93	10	2	0	10	6	.271
Magee, Philadelphia	143	522	60	141	208	33	14	2	27	38	.270
Titus, Philadelphia	149	540	69	146	189	22	6	3	23	23	.270

\* Was substitute batsman in forty games.

## INDIVIDUAL BATTING—(Continued)

Name and Club	G.	AB.	R.	H.	TB.	2B.	3B.	HR.	SH.	SB.	PC.
Oakes, Cincinnati .....	67	415	55	112	141	10	5	3	16	23	.270
Grant, Philadelphia ....	154	631	75	170	199	18	4	1	31	28	.269
Ellis, St. Louis .....	145	575	76	154	191	10	9	3	5	16	.268
Ward, Philadelphia ....	63	184	21	49	61	8	2	0	6	7	.266
Devlin, New York .....	143	491	61	130	165	19	8	0	18	26	.265
Gibson, Pittsburg.....	150	510	42	135	184	25	9	2	15	9	.265
Schulte, Chicago.....	140	538	57	142	192	16	11	4	27	23	.264
Beaumont, Boston .....	111	407	35	107	126	11	4	0	14	12	.263
Thomas, Boston .....	77	281	36	74	85	9	1	0	11	5	.263
Murray, New York .....	149	570	74	150	210	15	12	7	16	18	.263
Mathewson, New York	37	95	9	25	34	4	1	1	1	1	.263
Evers, Chicago .....	126	463	88	122	156	19	6	1	12	28	.263
Lennox, Brooklyn .....	121	435	33	114	156	18	9	2	13	11	.262
Leach, Pittsburg .....	151	587	126	153	216	29	8	6	27	27	.261
Deininger, Phila. ....	46	169	22	44	53	9	0	0	4	5	.260
Abstein, Pittsburg .....	135	512	51	133	176	20	10	1	27	16	.260
Evans, St. Louis.....	143	498	67	129	164	17	6	2	12	14	.259
McLean, Cincinnati ....	95	324	26	83	105	12	2	2	10	1	.256
Tinker, Chicago .....	143	516	56	132	192	26	11	4	22	23	.256
A.C.Downey, Brooklyn.	19	78	7	20	21	1	0	0	1	4	.256
Harmon, St. Louis .....	21	51	3	13	14	1	0	0	4	0	.255
Sheppard, Chicago .....	148	525	81	134	176	29	5	1	46	15	.255
W. Miller, Cin.-Pitts....	40	169	19	43	50	3	2	0	3	11	.255
Clement, Brook-Phila...	89	343	35	87	104	8	4	0	19	11	.254
Steinfeldt, Chicago.....	151	528	73	133	173	27	6	2	31	22	.252
Paskert, Cincinnati .....	88	322	49	81	96	7	4	0	11	23	.251
Thos. Clarke, Cin. ....	17	52	8	13	20	3	2	0	5	3	.250
Lumley, Brooklyn .....	52	172	13	43	57	8	3	0	14	1	.250
A. S. Shaw, St. Louis ..	92	331	45	82	114	12	7	2	1	15	.248
Phelps, St. Louis .....	83	306	43	76	91	13	1	0	10	7	.248
Alperman, Brooklyn ....	108	420	35	104	150	19	12	1	14	7	.248
Becker, Boston .....	152	562	60	138	183	15	6	6	35	21	.245
Schlei, New York .....	89	279	25	68	80	12	0	0	11	4	.244
Crandall, New York.....	30	41	4	10	15	0	1	1	2	0	.244
Bresnahan, St. Louis ..	69	234	27	57	63	4	1	0	7	11	.244
Sweeney, Boston .....	138	493	45	120	148	19	3	1	9	25	.243
Shean, Phila.-Boston ..	101	379	46	92	120	13	6	1	17	17	.243
Bescher, Cincinnati .....	117	446	73	107	139	17	6	1	3	54	.240
Graham, Boston .....	81	267	27	64	76	6	3	0	15	7	.239
Lush, St. Louis.....	45	92	11	22	27	5	0	0	1	2	.239
Roth, Cincinnati.....	52	147	12	35	46	7	2	0	4	5	.238
A. Wilson, New York ..	17	42	4	10	14	2	1	0	0	0	.238
Charles, Cin.-St. Louis..	112	382	36	91	106	9	3	0	9	9	.238
O'Hara, New York .....	111	360	43	85	103	9	3	1	11	31	.236
Tenney, New York, ....	98	375	43	88	109	8	2	3	11	8	.235
Knabe, Philadelphia ....	111	402	40	94	113	13	3	0	24	9	.234
Dahlen, Boston.....	57	197	22	46	60	6	1	2	5	4	.233
Downey, Cincinnati ....	119	416	39	96	120	9	6	1	19	16	.231
Barbeau, Pitts.-St. L.	129	525	83	121	146	19	3	0	12	33	.231
Archer, Chicago .....	80	261	31	60	76	9	2	1	12	5	.230
Abbatichio, Pittsburg	23	87	13	20	23	0	0	1	1	2	.230
Overall, Chicago .....	38	96	7	22	36	6	1	2	4	0	.229
Wilhelm, Brooklyn ....	22	57	1	13	18	1	2	0	2	0	.228
Hunter, Brooklyn .....	39	123	8	28	35	7	0	0	2	1	.228
Byrne, St.L.-Pittsburg	151	589	92	133	171	19	7	1	12	29	.226
Dooan, Philadelphia ....	140	468	42	105	127	14	1	2	17	14	.224
Maddox, Pittsburg.....	131	67	6	15	20	1	2	0	4	2	.224
Getz, Boston .....	40	148	6	33	35	2	0	0	4	2	.223
Bliss, St. Louis .....	32	113	12	25	32	2	1	1	7	2	.221
Doolan, Philadelphia ..	147	493	39	108	143	12	10	1	24	10	.219
Moran, Chicago.....	74	246	18	54	70	11	1	1	3	2	.219
Starr, Phila.-Boston....	62	219	16	48	56	2	3	0	8	7	.219

## INDIVIDUAL BATTING—(Continued)

Name and Club	G.	AB.	R.	H.	TB.	2B.	3B.	HR.	SH.	SB.	PC.
Fletcher, New York.....	29	98	7	21	23	0	1	0	0	1	.214
Joe. Delahanty, N. Y.	111	411	28	88	118	16	4	2	12	10	.214
Huggins, Cincinnati ...	46	159	18	34	39	3	1	0	8	11	.213
Robert, Cincinnati .....	122	425	50	90	125	13	5	4	14	30	.212
Bowerman, Boston .....	27	99	6	21	23	2	0	0	1	0	.212
McMillan, Brooklyn .....	108	373	18	79	96	15	1	0	6	11	.212
Toxen, Philadelphia.....	18	24	3	5	11	3	0	1	0	0	.208
Stem, Boston .....	68	245	13	51	59	2	3	0	12	5	.208
Higginb' th'm, St.L.-Chic.	22	29	1	6	6	0	0	0	1	0	.207
Ferguson, Boston .....	36	73	2	15	17	2	0	0	1	0	.204
Marshall, Brooklyn .....	47	149	7	30	39	7	1	0	1	3	.202
Mowrey, St.L.-Cin. ....	43	144	13	29	35	6	0	0	7	3	.201
Wiltse, New York .....	37	95	10	19	25	1	1	1	2	2	.200
Howard Murphy, St L.	19	60	3	12	12	0	0	0	3	1	.200
Osteen, St. Louis .....	16	45	6	9	10	1	0	0	2	1	.199
McEilween, Brooklyn ...	67	258	22	51	70	8	1	3	4	6	.198
Beck, Boston .....	88	334	20	66	91	4	6	3	9	5	.198
Howard, Chicago .....	57	203	25	40	51	4	2	1	14	6	.197
Autrey, Boston-Cin.....	70	232	19	45	51	6	0	0	14	6	.194
Leifield, Pittsburg .....	32	73	2	14	21	1	3	0	2	1	.192
Tromme, Cincinnati .....	37	94	8	18	26	2	3	0	6	0	.191
Merkle, New York .....	71	236	15	45	56	9	1	0	4	8	.191
Higgins, St. Louis .....	16	21	1	4	4	0	0	0	0	0	.190
Corridon, Philadelphia ..	27	59	4	11	11	0	0	0	3	0	.186
Coffey, Boston .....	73	257	21	48	60	4	4	0	3	2	.186
Osborn, Philadelphia ..	54	189	14	35	41	4	1	0	16	6	.185
Herzog, New York.....	38	130	16	24	26	2	0	0	2	10	.185
Shafer, New York .....	31	84	11	15	19	2	1	0	3	6	.179
L. Brown, Chicago .....	50	125	13	22	27	3	1	0	5	0	.176
Hitchey, Boston .....	25	87	4	15	16	1	0	0	2	1	.172
McIntire, Brooklyn .....	32	76	9	13	21	4	2	0	3	0	.171
Pfester, Chicago.....	29	65	5	11	12	1	0	0	3	1	.169
Smith, Boston.....	31	113	9	19	25	4	1	0	2	3	.168
Pattern, Boston .....	47	101	4	17	18	1	0	0	7	1	.168
Lubuc, Cincinnati .....	19	18	1	3	3	0	0	0	1	0	.167
Beebe, St. Louis .....	44	108	4	18	20	2	0	0	3	0	.167
Peever, Pittsburg .....	19	24	2	4	4	0	0	0	0	0	.167
Pell, Brooklyn .....	33	90	5	15	20	3	1	0	2	0	.166
White, Boston .....	23	50	3	8	10	0	1	0	3	0	.160
Kroh, Chicago.....	17	40	4	6	6	1	0	0	1	1	.150
Richie, Phila.-Boston ..	33	60	1	9	11	0	1	0	1	0	.150
Marquard, New York ..	29	54	3	8	9	1	0	0	3	0	.148
Raymond, New York ..	39	89	4	13	18	1	2	0	5	0	.146
Kustus, Brooklyn.....	50	173	12	25	33	5	0	1	6	9	.145
Campbell, Cincinnati ..	30	43	1	6	9	1	1	0	6	1	.140
Reaulbach, Chicago .....	35	86	3	12	16	2	1	0	7	0	.140
Sparks, Philadelphia ..	24	36	0	5	5	0	0	0	1	0	.139
Bergen, Brooklyn.....	112	346	16	48	54	1	1	1	16	4	.139
Tuckey, Boston .....	17	29	1	4	4	0	0	0	2	0	.138
H. Camnitz, Pittsburg ..	41	87	8	12	13	1	0	0	9	0	.138
Willis, Pittsburg.....	39	103	6	14	17	1	1	0	6	0	.136
Stanley, Chicago.....	16	52	4	7	8	1	0	0	2	0	.135
Melter, St. Louis .....	23	15	1	2	3	1	0	0	0	0	.133
C. Brown, Phila.-Boston	25	57	4	7	7	0	0	0	0	0	.123
Gaspar, Cincinnati .....	44	82	3	10	11	1	0	0	10	1	.122
McQuillan, Phila. ....	41	76	3	9	10	1	0	0	7	1	.118
Rucker, Brooklyn .....	38	101	3	12	13	1	0	0	7	0	.118
Sallee, St. Louis .....	32	71	5	8	10	2	0	0	6	0	.113
Moren, Philadelphia.....	40	90	5	10	13	3	0	0	2	0	.111
Ewing, Cincinnati .....	31	73	5	8	9	1	0	0	5	0	.110
Coveleskie, Phila. ....	24	37	2	4	4	0	0	0	3	0	.108
More, Boston-St.-Louis	25	28	1	3	3	0	0	0	1	0	.107



## INDIVIDUAL BATTING—(Continued)

Name and Club	G.	AB.	R.	H.	TB.	2B.	3B.	HR.	SH.	SB.	PC.
Backman, St. Louis .....	21	39	1	4	4	0	0	0	1	0	.102
Sebring, Brooklyn .....	25	81	11	8	11	1	1	0	1	3	.099
Earl Moore, Phila. ....	38	96	4	9	10	1	0	0	5	1	.094
Rowan, Cincinnati .....	38	65	4	6	8	0	1	0	2	1	.092
Kane, Chicago .....	15	45	6	4	5	1	0	0	5	1	.089
Raleigh, St. Louis .....	15	23	0	2	2	0	0	0	1	0	.087
Ames, New York .....	34	81	5	6	7	1	0	0	3	0	.074
Phillippe, Pittsburg ....	22	42	1	3	4	1	0	0	1	0	.071
Adams, Pittsburg.....	25	39	0	2	4	0	1	0	5	0	.051

## CLUB BATTING

Club	G.	AB.	R.	H.	TB.	2B.	3B.	HR.	SH.	SB.	PC.
Pittsburg .....	154	5129	701	1332	1809	218	72	25	211	185	.259
New York ....	157	5218	622	1327	1714	173	68	26	151	210	.254
Cincinnati .....	157	5088	606	1273	1642	159	72	22	212	280	.250
Chicago .....	155	4999	632	1227	1610	203	60	20	248	187	.245
Philadelphia ..	154	5034	515	1228	1555	185	53	12	239	185	.244
St. Louis .....	154	5108	583	1242	1547	148	56	15	119	161	.243
Brooklyn .....	155	5056	442	1157	1499	176	59	16	173	141	.228
Boston .....	155	5017	428	1121	1376	124	43	15	189	190	.223

## INDIVIDUAL FIELDING

## First Basemen

Name and Club	G.	PO.	A.	E.	TC.	PC.
Chance, Chicago .....	92	901	40	6	947	.994
Storke, Pittsburg-St. Louis .....	19	173	7	1	181	.994
Brandsfield, Philadelphia .....	138	1377	89	16	1482	.989
Stem, Boston .....	68	656	62	8	726	.989
Autrey, Boston-Cincinnati .....	56	684	45	8	737	.989
Konetchy, St. Louis .....	152	1584	97	26	1707	.985
Tenney, New York .....	98	1046	72	16	1134	.985
Hummel, Brooklyn .....	54	572	15	8	595	.985
Jordan, Brooklyn .....	95	937	29	17	983	.983
Hoblitzel, Cincinnati .....	142	1444	74	23	1546	.982
Abstein, Pittsburg .....	135	1412	65	27	1504	.982
Howard, Chicago .....	57	593	32	13	638	.980
Merkle, New York .....	70	625	27	16	668	.976
Beck, Boston .....	33	330	18	9	357	.975

## Second Basemen

Name and Club	G.	PO.	A.	E.	TC.	PC.
Shean, Philadelphia-Boston ....	86	288	240	18	446	.960
Ritchey, Boston .....	25	65	52	5	122	.959
J. B. Miller, Pittsburg .....	150	260	426	34	720	.953
Egan, Cincinnati .....	116	271	376	34	681	.950
Hummel, Brooklyn .....	38	66	106	9	181	.950
Zimmerman, Chicago.....	31	66	55	7	123	.945
Ward, Philadelphia .....	48	58	77	8	143	.944
Evers, Chicago .....	126	262	354	38	654	.942
Doyle, New York.....	144	292	323	39	654	.940
Knabe, Philadelphia .....	110	237	312	36	585	.938
Huggins, Cincinnati .....	31	70	97	12	179	.933
Alperman, Brooklyn .....	108	266	297	42	605	.931
Starr, Philadelphia-Boston .....	54	103	140	18	261	.931
Charles, St. Louis-Cincinnati ..	81	178	211	34	423	.920
Joe Delanhanty, St. Louis .....	48	77	113	20	210	.905

## INDIVIDUAL FIELDING—(Continued)

## Third Basemen

Lennox, Brooklyn .....	121	167	210	16	393	.959
Grant, Philadelphia .....	154	184	310	22	516	.957
Mowrey, Cincinnati-St. Louis...	23	16	39	3	58	.948
Steinfeldt, Chicago.....	151	183	299	31	513	.940
McElveen, Brooklyn .....	37	41	64	7	112	.937
Devlin, New York .....	143	191	317	36	544	.934
Getz, Boston .....	36	32	81	8	121	.934
Huggins, Cincinnati .....	15	25	28	4	57	.930
Byrne, Pittsburg-St. Louis .....	151	214	269	37	520	.929
Lobert, Cincinnati .....	122	182	204	33	419	.921
Sweeney, Boston .....	112	156	243	43	442	.903
Barbeau, Pittsburg-St. Louis ..	129	155	211	43	409	.895
Shafer, New York .....	16	11	19	10	40	.750

## Shortstops

Abbatichio, Pittsburg .....	18	45	67	4	116	.965
Storke, St. Louis .....	44	93	135	10	238	.958
Sweeney, Boston .....	26	66	83	9	158	.943
Bridwell, New York.....	145	269	441	45	755	.940
Wagner, Pittsburg .....	136	344	430	49	823	.940
Tinker, Chicago .....	143	320	470	50	840	.940
Doolan, Philadelphia .....	147	352	484	54	890	.939
Hulswitt, St. Louis .....	65	147	200	26	373	.930
Charles, St. Louis-Cincinnati ..	29	68	89	13	170	.924
McMillan, Brooklyn .....	105	190	310	47	547	.914
Downey, Cincinnati .....	119	260	363	62	685	.909
Coffee, Boston.....	73	133	213	40	386	.896
Fletcher, New York.....	19	40	52	11	103	.893
Hummel, Brooklyn .....	36	57	84	18	159	.887
Osteen, St. Louis .....	16	17	41	8	66	.879
Dahlen, Boston.....	49	101	84	29	214	.864

## Outfielders

Hummel Brooklyn .....	17	33	2	0	35	1000
A. C. Downey, Brooklyn.....	19	25	2	0	27	1000
Deining, Philadelphia.....	45	82	5	1	88	.989
Clarke, Pittsburg .....	152	362	17	5	384	.987
Joe Delahanty, St. Louis .....	63	126	8	2	136	.985
Oakes, Cincinnati .....	67	218	15	5	238	.979
Osborn, Philadelphia .....	54	126	14	3	143	.979
O'Hara, New York .....	111	202	19	5	226	.977
Thomas, Boston .....	77	155	9	4	168	.976
W. Miller, Cincinnati-Pittsburg	40	79	3	2	84	.976
Titus, Philadelphia .....	149	241	23	8	272	.971
Magee, Philadelphia .....	143	283	11	9	303	.970
Leach, Pittsburg .....	138	333	12	11	356	.969
Beaumont, Boston .....	111	234	15	8	257	.969
Paskert, Cincinnati .....	82	172	11	6	189	.968
Schulte, Chicago.....	140	169	14	6	189	.968
Seymour, New York .....	73	138	11	5	154	.967
Sheckard, Chicago .....	148	277	18	10	305	.967
Beck, Boston .....	55	134	8	5	147	.966
Clement, Brooklyn.....	88	179	14	7	200	.965
Hofman, Chicago .....	153	347	16	13	376	.965
Mitchell, Cincinnati .....	145	262	20	11	293	.962
Wilson, Pittsburg .....	154	292	19	14	325	.957
Burch, Brooklyn .....	151	320	23	16	359	.955
Ellis, St. Louis .....	145	332	28	17	377	.955

## INDIVIDUAL FIELDING—OUTFIELDERS—(Continued)

Name and Club	G.	PO.	A.	E.	TC.	PC.
Bescher, Cincinnati .....	117	247	14	13	274	.953
Wheat, Brooklyn .....	26	54	5	3	62	.952
Bates, Philadelphia-Boston .....	133	253	27	14	294	.952
Sebring, Brooklyn .....	25	35	4	2	41	.951
Kustus, Brooklyn .....	50	92	6	5	103	.951
Lumley, Brooklyn .....	52	83	9	5	97	.948
Murray, New York .....	149	222	30	14	266	.947
Evans, St. Louis.....	141	212	19	13	244	.947
Stanley, Chicago.....	16	17	1	1	19	.947
Shaw, St. Louis .....	92	189	14	13	216	.940
Becker, Boston .....	152	222	26	18	266	.932
Murphy, St. Louis .....	19	35	2	3	40	.925
McCormick, New York .....	110	144	13	13	170	.923
Snodgrass, New York .....	20	31	4	3	38	.921
Herzog, New York.....	30	49	4	5	58	.914
Hunter, Brooklyn .....	23	26	1	4	31	.871

## Catchers

Name and Club	G.	PO.	A.	E.	TC.	PB.	PC.
A. Wilson, New York .....	17	55	12	1	68	1	.985
Gibson, Pittsburgh.....	150	655	192	15	862	10	.983
McLean, Cincinnati .....	95	379	119	11	509	14	.978
Bergen, Brooklyn.....	112	436	202	18	656	5	.973
Moran, Chicago.....	74	181	97	8	286	2	.972
Smith, Boston.....	31	133	39	5	177	1	.972
Roth, Cincinnati.....	52	188	46	8	242	5	.967
Clarke, Cincinnati .....	17	85	26	4	115	1	.965
Myers, New York.....	64	376	71	17	464	8	.963
Schlei, New York .....	89	493	127	24	644	4	.962
Bresnahan, St. Louis .....	59	211	78	12	301	0	.960
Archer, Chicago .....	80	408	97	21	526	5	.960
Phelps, St. Louis .....	83	330	87	20	437	6	.954
Bliss, St. Louis .....	32	138	38	9	184	3	.951
Marshall, Brooklyn .....	47	110	61	9	180	2	.950
Dooin, Philadelphia .....	140	517	199	40	756	15	.947
Bowerman, Boston .....	27	122	33	12	167	2	.934
Graham, Boston .....	76	193	111	22	326	15	.932

## CLUB FIELDING

Club	G.	PO.	A.	E.	PB.	PC.
Pittsburg .....	154	4201	1930	228	10	.964
Chicago .....	155	4024	1957	244	7	.961
Philadelphia .....	154	3942	1977	241	21	.961
Brooklyn .....	153	3911	1934	282	8	.956
New York .....	157	4306	2066	307	13	.954
Cincinnati .....	157	4201	1935	309	21	.952
St. Louis .....	154	4118	2088	322	9	.951
Boston .....	155	3998	1975	342	20	.947

## PITCHERS' RECORDS

Name and Club	G.	P.O.	A	E.	Field. P.C.	H. B.	Struck BB.out.	W. P.out	Shut W.L.	PC.
*Leever, Pittsburg .....	19	0	23	0	1.000	4	14 23	0 0	8 1	.889
H. Camnitz, Pittsburg .....	41	9	63	2	.973	7	68 133	2 6	25 6	.806
Mathewson, New York .....	37	19	96	4	.966	0	36 149	4 8	25 6	.806
Adams, Pittsburg .....	25	1	33	3	.919	3	23 65	1 3	12 3	.800
M. Brown, Chicago .....	50	18	83	3	.971	7	53 172	9 8	27 9	.750
Higginbotham, St.L.-Ch. ....	22	4	17	3	.870	3	22 34	0 0	6 2	.750
Pfiester, Chicago .....	29	6	69	2	.974	5	49 73	3 5	17 6	.739
Phillippe, Pittsburg .....	22	6	26	0	1.000	4	14 38	2 1	8 3	.727
Leifield, Pittsburg .....	32	6	53	3	.952	6	54 43	1 3	19 8	.704
Kroh, Chicago .....	17	6	37	1	.977	1	30 51	0 2	9 4	.690
Willis, Pittsburg .....	39	16	85	5	.953	4	83 95	4 4	22 11	.667
Reulbach, Chicago .....	35	15	91	5	.955	11	82 105	4 6	19 10	.655
Overall, Chicago .....	38	12	69	3	.964	8	80 205	11 9	20 11	.645
Wiltse, New York .....	37	9	62	2	.972	6	51 119	4 4	20 11	.645
Gaspar, Cincinnati .....	44	2	56	3	.951	9	57 65	3 4	19 11	.633
Maddox, Pittsburg .....	31	6	54	2	.968	15	39 56	2 4	13 8	.619
Corridon, Philadelphia .....	27	8	70	4	.951	6	61 69	4 3	11 7	.611
Earl Moore, Phila. ....	38	10	54	6	.914	9	108 173	4 4	18 12	.600
Ames, New York .....	34	11	99	9	.923	4	81 116	13 3	15 10	.600
Raymond, New York .....	39	8	86	9	.913	6	87 121	9 3	18 12	.600
Crandall, New York .....	30	9	39	3	.941	3	33 55	1 0	6 4	.600
Fromme, Cincinnati .....	37	7	89	8	.923	3	101 126	5 4	19 13	.594
W.D.Scanlon, Brooklyn ....	19	0	33	1	.971	4	65 72	4 2	8 7	.533
Moren, Philadelphia .....	40	8	46	5	.915	4	93 110	5 1	16 15	.516
Bell, Brooklyn .....	33	10	81	6	.938	4	73 95	3 6	16 15	.516
Higgins, St. Louis .....	16	4	20	0	1.000	1	17 16	3 0	3 3	.500
Richie, Phila.-Boston .....	33	8	31	4	.907	3	62 53	3 2	8 8	.500
Ewing, Cincinnati .....	31	7	42	8	.860	6	63 86	3 2	11 12	.478
Rowan, Cincinnati .....	38	7	40	3	.940	3	104 81	5 0	11 12	.478
Sallee, St. Louis .....	32	7	63	3	.959	5	59 55	1 1	10 11	.476
McQuillan, Philadelphia ..	41	8	56	0	1.000	1	54 96	3 4	13 16	.448
Bebe, St. Louis .....	44	15	81	7	.932	7	104 105	15 1	15 21	.417
Mattern, Boston .....	47	21	100	10	.923	3	101 98	13 2	15 21	.417
Rucker, Brooklyn .....	38	3	67	4	.946	14	101 201	5 6	13 19	.406
Campbell, Cincinnati .....	30	3	55	1	.983	9	39 37	2 0	7 11	.389
Lush, St. Louis .....	34	0	60	4	.945	10	69 65	6 3	11 18	.379
Coveleskie, Phila. ....	24	6	39	2	.957	5	49 56	1 2	6 10	.375
Harmon, St. Louis .....	21	6	45	3	.944	4	65 48	7 0	6 11	.353
Sparks, Philadelphia .....	24	4	31	0	1.000	3	32 40	2 1	6 11	.353
Chas.Brown, Phila.-Bos. ..	25	11	44	4	.932	8	72 42	10 2	4 8	.333
White, Boston .....	23	6	37	6	.877	1	80 63	6 1	6 13	.316
Foxen, Philadelphia .....	18	6	42	2	.960	4	32 37	7 1	3 7	.300
McIntire, Brooklyn .....	32	6	62	4	.944	21	91 84	4 2	7 17	.292
Hunter, Brooklyn .....	16	5	31	3	.923	3	38 43	1 0	4 10	.286
Dubuc, Cincinnati .....	19	4	23	5	.844	4	46 19	6 0	2 5	.286
Marquard, N Y. ....	29	3	45	4	.923	9	73 109	8 0	5 13	.278
Backman, St. Louis .....	21	2	36	1	.975	3	39 35	4 0	3 11	.214
Wilhelm, Brooklyn .....	22	3	56	6	.908	2	59 45	3 1	3 13	.187
Ferguson, Boston .....	36	10	63	5	.936	12	83 87	3 3	5 23	.179
More, St. Louis-Boston ....	25	2	34	2	.917	7	40 27	5 0	2 10	.167
Lindaman, Boston .....	15	2	16	2	.900	1	28 13	1 1	1 6	.143
Raleigh, St. Louis .....	15	4	24	3	.903	3	21 26	2 0	1 10	.691
Melter, St. Louis .....	23	5	21	0	1.000	2	20 21	7 0	0 1	.000
Tuckey, Boston .....	17	11	28	3	.929	3	22 16	1 0	0 9	.000

\* Pitched only two complete games



## AMERICAN LEAGUE

### STANDING OF CLUBS AT CLOSE OF SEASON OF 1909

Club	Det.	Ath.	Bos.	Chi.	N.Y.	Clev.	St.L.	Wash.	Won.	PC.
Detroit ....	....	8	13	15	14	14	18	16	98	.645
Athletics ..	14	....	11	10	14	.13	14	19	95	.621
Boston ....	9	10	....	13	13	14	13	16	88	.583
Chicago ....	6	12	9	....	14	8	10	19	78	.513
New York	8	8	9	8	....	14	13	14	74	.490
Cleveland..	8	9	8	13	8	....	14	11	71	.464
St. Louis ..	3	8	7	12	8	8	....	15	61	.407
Washington	6	3	6	3	6	11	7	....	42	.276
Lost .....	54	58	63	74	77	82	89	110		

### Individual Batting

Name and Club	G.	AB.	R.	H.	SH.	SB.	2B.	3B.	HR.	PC.
Cobb, Detroit .....	156	573	116	216	24	76	33	10	9	.377
Collins, Phila. ....	153	572	164	198	21	67	30	10	3	.346
Lapp, Phila. ....	21	56	8	19	3	1	3	1	0	.336
Gardner, New York ..	22	85	12	28	1	4	4	0	0	.329
Lajoie, Cleveland .....	128	469	56	152	11	13	33	7	1	.324
Crawford, Detroit.....	156	589	83	185	25	30	35	14	6	.314
Lord, Boston.....	136	534	85	166	30	36	12	6	1	.311
Speaker, Boston .....	143	544	73	168	17	35	26	13	7	.309
Baker, Phila.....	148	541	73	165	34	20	27	19	4	.305
Laporte, New York ....	89	309	35	92	8	5	19	3	0	.298
Gardner, Boston .....	19	37	8	11	3	1	1	2	0	.297
Carrigan, Boston .....	94	280	27	83	13	2	13	2	1	.296
Stahl, Boston .....	127	435	62	128	12	16	19	12	6	.294
Lelivelt, Wash. ....	91	318	25	93	7	8	8	6	0	.292
Criss, St. Louis .....	35	48	2	14	0	0	6	1	0	.292
Birmingham, Clev. ....	100	343	29	99	4	12	10	5	1	.289
Stone, St. Louis .....	83	310	33	89	15	8	5	4	1	.287
Heitmuller, Phila. ....	64	210	36	60	8	7	9	8	0	.286
Bailey, St. Louis.....	38	77	1	22	2	1	1	1	0	.286
Dougherty, Chicago ..	139	491	71	140	21	36	23	13	1	.285
Gessler, Boston-Wash.	128	450	66	128	6	20	26	2	0	.284
Chase, New York .....	118	474	60	134	15	25	17	3	4	.283
Brockett, New York....	26	60	6	17	3	1	0	0	0	.283
Hooper, Boston .....	81	255	29	72	6	15	3	4	0	.282
Murphy, Phila. ....	149	541	61	152	34	19	28	14	5	.281
Griggs, St. Louis.....	108	364	38	102	10	11	17	5	0	.280
D. Jones, Detroit .....	69	204	44	57	6	12	2	2	0	.279
Engle, New York .....	135	492	66	137	19	18	20	5	3	.278
Clarke, Cleveland .....	55	164	15	45	5	1	4	2	0	.274
Bush, Detroit .....	157	532	114	145	52	53	18	2	0	.273
Moriarity, Detroit .....	133	473	43	129	17	34	20	4	1	.273
Brown, Wash. ....	103	393	40	107	8	13	15	5	1	.272
Hartzell St. Louis ....	152	595	64	161	16	14	12	5	0	.271
Hartsel, Phila. ....	83	267	30	72	8	3	4	5	0	.270
Hoffman, St. Louis.....	110	387	44	104	5	24	6	7	2	.269
Lord, Cleveland .....	69	249	26	67	12	10	7	3	1	.269
H. Davis, Phila. ....	149	530	73	142	17	20	22	11	4	.268
Sweeney, New York....	67	176	19	47	8	3	3	0	0	.267
Orth, New York .....	22	34	3	9	1	1	0	1	0	.265

## INDIVIDUAL BATTING—(Continued)

Name and Club	G.	AB.	R.	H.	SH.	SB.	2B.	3B.	HR.	P.C.
Unglaub, Wash. ....	130	480	43	127	13	15	14	9	3	.264
Keeler, New York .....	99	360	44	95	33	10	7	5	1	.264
Cree, New York .....	104	343	48	90	13	10	6	3	2	.262
Stange, Detroit .....	77	252	17	66	4	2	8	6	0	.262
Shotten, St. Louis .....	17	61	5	16	4	3	0	1	0	.262
Parent, Chicago .....	136	472	61	123	26	32	10	5	0	.261
Easterly, Clev. ....	98	287	32	75	8	8	14	10	1	.261
T. Jones, St. Louis-Det.	141	490	43	127	30	22	18	3	0	.259
Beckendorf, Det. ....	15	27	1	7	1	0	1	0	0	.259
Hinchman, Clev. ....	139	457	57	118	17	13	20	13	2	.258
Purtell, Chicago .....	103	361	34	93	28	14	9	3	0	.258
Rossmann, Det.-St. L. ..	84	295	16	76	10	10	8	3	0	.258
Wagner, Boston .....	124	430	51	110	9	18	16	7	1	.256
Flick, Clev. ....	66	235	28	60	1	9	10	2	0	.255
Ball, N. Y.-Clev. ....	104	353	34	89	17	19	14	3	1	.252
French, Boston .....	51	167	13	42	4	8	3	1	0	.251
Turner, Cleveland .....	53	208	25	52	2	14	7	4	0	.250
Blankenship, Wash. ..	39	60	4	15	2	2	1	0	0	.250
Steele, Boston .....	15	24	3	6	1	2	1	0	0	.250
Schaefer, Det.-Wash. ..	124	408	39	101	19	14	17	1	1	.248
Devoy, St. Louis .....	19	69	7	17	1	4	3	1	0	.247
Stovall, Cleveland .....	145	565	60	139	20	25	17	10	2	.246
Demmitt, New York ..	123	427	68	105	10	16	12	12	4	.246
Niles, Boston .....	145	546	64	134	18	27	12	5	1	.245
Conroy, Wash. ....	139	488	44	119	23	24	13	4	1	.244
McIntyre, Detroit .....	125	476	65	116	9	13	18	9	1	.244
Wolter, Boston .....	54	119	14	29	5	2	2	4	2	.244
Payne, Chicago .....	32	82	8	20	4	0	2	0	0	.244
Hempnill, New York ..	73	181	23	44	3	10	5	1	0	.243
Donohue, Boston .....	64	176	14	42	8	2	4	1	2	.239
McInnes, Phila. ....	19	46	4	11	1	0	0	0	1	.239
McConnell, Boston .....	121	453	59	108	16	26	7	8	0	.238
Wallace, St. Louis .....	116	403	36	96	6	7	12	2	1	.238
White, Chicago .....	71	189	24	45	13	7	1	5	0	.238
Elberfield, New York ..	106	379	47	90	10	23	9	5	0	.237
Knight, New York .....	116	360	46	85	17	15	8	5	0	.236
Atz, Chicago .....	119	381	39	90	19	14	18	3	0	.236
Cole, Chicago .....	46	165	17	39	5	3	7	3	0	.236
McBride, Washington ..	155	504	38	118	27	17	16	0	0	.234
Livingston, Phila. ....	64	175	15	41	9	4	6	4	0	.234
Altizer, Chicago .....	116	382	47	89	21	27	6	7	1	.233
Donohue, Chic.-Wash. ..	86	287	13	67	14	9	12	1	0	.233
Delehanly, Wash.-Det.	136	452	47	105	21	13	23	6	1	.232
Austin, New York .....	136	437	37	101	30	30	11	5	1	.231
Oldring, Philadelphia ..	90	326	39	75	15	17	13	8	1	.230
Kleinow, New York .....	78	206	24	47	9	7	11	4	0	.228
Isbell, Chicago .....	120	433	33	97	20	23	17	6	0	.224
Schweitzer, St. Louis ..	27	76	7	17	1	3	2	0	0	.224
Cicotte, Boston .....	26	49	4	11	3	2	0	0	0	.224
Perring, Cleveland ....	88	283	26	63	9	6	10	9	0	.223
Thomas, Philadelphia ..	84	256	22	57	5	4	9	3	0	.223
Tannehill, Chicago ....	155	531	39	118	29	12	21	5	0	.222
Stephens, St. Louis ....	79	223	18	49	3	5	5	0	3	.220
Plank, Philadelphia ..	35	96	5	21	2	2	2	0	1	.219
Ferris, St. Louis .....	148	556	36	120	15	11	18	5	3	.216
Miller, Washington .....	26	51	5	11	0	0	0	0	0	.216
Barry, Philadelphia ..	124	409	56	88	28	17	11	2	1	.215
Bender, Philadelphia ..	40	93	6	20	5	1	5	0	0	.215
Goode, Cleveland .....	94	318	33	68	5	13	6	5	0	.214
Walsh, Chicago .....	32	84	5	18	1	4	5	0	0	.214
Slattery, Washington ..	32	56	4	12	0	1	2	0	0	.214
Dygart, Philadelphia ..	32	42	2	9	3	0	1	0	0	.214
McAleese, St. Louis ....	85	267	33	57	4	18	7	0	0	.213
Street, Washington ....	137	407	25	86	17	2	12	1	0	.211

## INDIVIDUAL BATTING—(Continued)

Name and Club	G.	AB.	R.	H.	SH.	SB.	2B.	3B.	H.R.	PC.
Nicholls, Philadelphia	21	71	10	15	2	0	2	1	0	.211
Ryan, Boston	14	19	3	4	2	0	0	0	0	.211
Chesbro, N.Y.-Boston	10	19	2	4	0	0	0	0	0	.211
Reilly, Cleveland	20	62	10	13	5	5	0	0	0	.210
Schmidt, Detroit	84	253	21	53	22	7	8	2	1	.209
Killifer, Det.-Wash.	63	182	17	38	7	6	3	2	1	.209
Blair, New York	42	110	5	23	2	2	2	2	0	.209
Ganley, Wash.-Phila.	99	337	37	70	41	20	7	2	0	.208
Yohe, Washington	21	72	6	15	3	2	2	0	0	.208
O'Leary, Detroit	76	261	29	53	10	9	10	0	0	.203
Mullen, Detroit	52	123	12	25	2	2	7	0	0	.203
Willett, Detroit	41	109	10	22	3	0	5	3	0	.202
Owens, Chicago	64	174	12	35	9	33	4	1	0	.201
Milan, Washington	130	400	36	80	23	10	12	4	1	.200
Starke, Cleveland	19	60	4	12	2	4	0	0	0	.200
Donovan, Detroit	22	45	6	9	5	0	0	0	0	.200
Clymer, Washington	45	138	11	27	4	7	5	2	0	.196
Williams, St. Louis	110	374	32	73	10	6	3	6	0	.195
Dinneen, St. Louis	17	36	6	7	1	0	1	0	0	.194
Patterson, St.L.-Chic.	18	52	2	10	1	1	1	0	0	.192
Young, Cleveland	34	105	6	20	6	1	1	0	0	.190
S. Smith, St. Louis	17	42	3	8	2	0	0	0	0	.190
Welday, Chicago	29	74	3	14	3	2	0	0	0	.189
Bemis, Cleveland	42	123	4	23	2	2	2	3	0	.187
Bradley, Cleveland	95	334	30	62	20	8	6	3	0	.186
Hahn, Chicago	76	287	30	52	8	9	6	0	1	.182
Burrs, Wash.-Chicago	26	66	3	12	1	0	3	0	0	.182
C.Smith, Wash.-Boston	26	55	0	10	1	0	0	0	0	.182
Manning, New York	26	60	5	11	3	0	1	0	0	.182
Schlitzer, Phila.-Boston	18	33	2	6	2	1	1	1	0	.182
Powell, St. Louis	34	78	3	14	4	0	1	1	0	.179
Howell, St. Louis	18	34	5	6	3	0	1	0	0	.176
F. Smith, Chicago	53	127	11	22	5	0	6	3	0	.173
Lake, New York	32	81	10	14	0	0	3	2	0	.173
Falkenberg, Cleveland	24	52	2	9	3	0	0	0	0	.173
Criger, St. Louis	74	212	15	36	12	2	1	1	0	.170
Messenger, Chicago	31	112	18	19	3	7	1	1	0	.170
Coombs, Philadelphia	37	83	4	14	2	1	4	0	0	.169
Arellanes, Boston	46	78	5	13	6	3	0	0	0	.167
Freeman, Washington	19	48	2	8	4	3	0	1	0	.167
Doyle, New York	17	42	5	7	2	0	0	0	0	.167
J. Tannehill, Wash.	16	36	2	6	0	0	1	0	0	.167
Reisling, Wash.	12	24	1	4	2	0	1	0	0	.167
Pelty, St. Louis	37	91	6	15	4	2	2	1	0	.165
Cravath, Chic.-Wash.	22	55	7	9	1	3	0	0	1	.164
Wood, Boston	24	55	4	9	1	0	0	1	0	.164
Rhoades, Cleveland	20	43	1	7	4	0	0	1	0	.163
Sullivan, Chicago	97	265	11	43	15	9	3	0	0	.162
Spencer, Boston	28	74	6	12	2	2	1	0	0	.162
Killian, Detroit	25	62	4	10	3	0	0	0	0	.161
Hall, Boston	11	19	0	3	3	0	0	0	0	.158
Burchell, Boston	10	19	0	3	0	0	1	0	0	.158
Graham, St. Louis	34	63	6	10	0	0	0	0	0	.157
Crompton, St. Louis	17	63	7	10	1	1	2	1	0	.157
Krause, Philadelphia	32	77	4	12	2	0	2	0	0	.156
Quinn, New York	22	45	2	7	1	0	1	0	0	.156
Gray, Washington	47	89	2	13	1	0	2	0	0	.146
Kelley, Washington	17	42	3	6	0	1	2	1	0	.143
Pape, Boston	11	21	2	3	0	0	1	0	0	.143
Berger, Cleveland	34	83	5	11	2	0	5	1	0	.132
G. Davis, Chicago	28	68	5	9	5	4	1	0	0	.132
Collins, Boston	12	23	0	3	1	0	1	0	0	.130
Johnson, Washington	40	101	6	13	3	0	3	0	1	.129
Warhop New York	36	86	6	11	2	0	1	1	0	.128

## INDIVIDUAL BATTING—(Continued)

Name and Club	G	AB.	R.	H.	SH.	SB.	2B.	3B	HR.	PC.
Hughes, New York.....	25	39	2	5	1	0	1	1	1	.128
Karger, Boston .....	12	24	0	3	1	0	1	0	0	.125
Speer, Detroit .....	13	25	1	3	1	0	1	0	0	.120
Wilson, New York ....	14	34	2	4	1	0	0	1	0	.118
Summers, Detroit.....	35	94	4	10	3	0	1	0	0	.106
Scott, Chicago.....	36	85	7	9	2	0	2	0	0	.106
Joss, Cleveland.....	33	80	3	8	2	0	1	0	1	.100
Morgan, Boston-Phila	39	94	1	9	9	0	2	1	0	.096
Sutor, Chicago .....	18	32	1	3	1	0	0	0	0	.094
Groom, Washington....	46	88	1	8	7	0	1	0	0	.091
Chech, Boston.....	17	36	1	3	0	0	0	0	0	.083
Hughes, Washington	22	36	2	3	3	0	1	0	0	.083
Barr, Philadelphia ....	22	51	5	4	3	2	1	0	0	.079
Fiene, Chicago .....	15	29	1	2	1	0	0	1	0	.069
Waddell, St. Louis ..	31	75	2	5	0	0	1	0	0	.067
Vickers, Philadelphia..	18	16	0	1	1	0	0	0	0	.063
Works, Detroit .....	16	17	2	1	0	0	0	0	0	.059
Witherup, Wash. ....	12	19	0	1	1	0	0	0	0	.053
Altrock, Chic.-Wash.	13	22	2	1	0	0	0	0	0	.045

## CLUB BATTING

Club	G.	AB.	R.	H.	PC.
Detroit .....	158	5074	667	1355	.267
Boston .....	152	4995	603	1301	.260
Philadelphia .....	153	4909	605	1255	.256
New York .....	153	4989	590	1239	.248
Cleveland.....	155	5039	494	1217	.242
St. Louis.....	154	4972	441	1156	.233
Washington.....	156	4982	380	1112	.223
Chicago .....	159	5013	492	1109	.221

## INDIVIDUAL FIELDING

## First Basemen

Name and Club .....	G.	PO.	A.	E.	PC.
Isbell, Chicago .....	101	1204	66	8	.994
Unglaub, Wash. ....	57	555	36	5	.992
Altizer, Chic. ....	45	441	33	4	.992
H. Davis, Phila. ....	149	1432	74	19	.988
Stovall, Clev.....	145	1478	109	19	.988
Jones, St. Louis-Detroit	139	1402	103	19	.988
Stahl, Boston .....	126	1353	50	20	.986
Knight, N. Y. ....	19	190	17	3	.986
G. Davis, Chicago....	17	189	15	3	.986
Donohue, Chicago-Washington	83	777	36	13	.984
Griggs, St. Louis....	49	454	32	9	.982
Rossman, Detroit-St. Louis	75	913	36	18	.981
Chase, New York .....	118	1202	71	28	.978
Wolter, Boston .....	17	169	12	4	.978
Crawford, Detroit.....	17	189	10	6	.971

## Second Basemen

Purtell, Chicago .....	32	72	90	5	.970
Unglaub, Washington	25	54	76	4	.970
Turner, Cleveland.....	26	60	94	5	.969
Collins, Philadelphia	152	373	406	27	.967
Williams, St. Louis....	109	221	280	20	.962
Schaefer, Detroit-Washington	117	232	364	25	.960



## INDIVIDUAL FIELDING, Second Basemen—Continued

Name and Club	G.	PO.	A.	E.	PC.
Lajoie, Cleveland .....	120	282	373	28	.959
McConnell, Boston .....	121	251	389	31	.954
Atz, Chicago .....	114	202	311	25	.954
Ferris, St. Louis .....	34	92	88	9	.952
Delehanty, Washington-Detroit...	131	265	338	31	.951
Gardner, New York .....	22	35	51	5	.945
LaPorte, New York .....	83	142	208	23	.938
Knight, New York .....	17	38	46	7	.923
French, Boston .....	28	44	72	10	.921
Killifer, Detroit-Washington .....	20	33	60	10	.903

## Third Basemen

Bradley, Cleveland.....	87	89	157	11	.957
Elberfeld, N. Y., .....	44	62	91	7	.956
Wallace, St. Louis .....	29	49	57	5	.955
Tannehill, Chicago .....	91	103	168	17	.941
Moriarity, Detroit .....	106	117	253	24	.939
Conroy, Washington .....	120	136	239	25	.937
Ferris, St. Louis .....	114	157	242	27	.937
Perring, Cleveland .....	66	83	151	17	.932
Lord, Boston.....	134	180	268	34	.929
Purtell, Chicago .....	71	90	158	19	.929
Austin, New York .....	111	176	236	32	.928
O'Leary, Detroit .....	54	59	118	15	.922
Yohe, Washington .....	19	23	47	6	.921
Baker, Philadelphia, .....	146	209	277	42	.920

## Shortstops

Turner, Cleveland.....	26	52	82	6	.957
McBride, Washington .....	155	341	499	58	.947
Wallace, St. Louis .....	87	193	279	27	.946
Elberfeld, New York .....	61	134	178	19	.943
Tannehill, Chicago .....	64	126	251	24	.940
Wagner, Boston .....	123	282	413	50	.933
Parent, Chicago .....	98	182	357	41	.929
Hartzell, St. Louis .....	65	132	196	25	.929
Barry, Philadelphia .....	124	196	351	43	.927
Bush, Detroit .....	157	308	567	71	.925
Ball, New York-Cleveland .....	95	198	289	46	.914
Austin, New York .....	23	49	65	12	.905
Knight, New York .....	77	141	204	38	.901
French, Boston .....	23	42	68	14	.887
Starke, Cleveland .....	19	36	41	11	.875

## Outfielders

Parent, Chicago .....	37	73	6	0	1000
Miller, Washington.....	15	18	2	0	1000
Lord, Cleveland .....	67	110	13	1	.992
Hahn, Chicago .....	76	93	3	1	.990
Ganley, Washington-Philadelphia	94	204	9	4	.982
Jones, Detroit .....	57	103	4	2	.982
Reilly, Cleveland .....	18	46	1	1	.979
Murphy, Philadelphia .....	149	191	17	5	.976
Hemphill, New York .....	45	75	6	2	.976
McIntyre, Detroit.....	122	217	14	6	.975
Speaker, Boston .....	142	319	35	10	.973
Milan, Washington.....	120	222	19	7	.972
Lelivelt, Washington .....	91	179	14	6	.970
Hoffman, St. Louis.....	110	230	10	8	.968

## INDIVIDUAL FIELDING, Outfielders—(Continued)

	G.	PG	A.	E.	PC.
Keeler, New York .....	95	111	9	4	.968
Hartsel, Philadelphia.....	74	140	0	5	.966
Unglaub, Washington.....	43	56	1	2	.966
Crawford, Detroit .....	139	297	7	11	.965
Oldring, Philadelphia.....	89	174	7	7	.963
Flick, Cleveland .....	61	87	4	4	.958
Killifer, Detroit-Washington .....	25	44	1	2	.957
Goode, Cleveland .....	80	110	12	6	.953
Niles, Boston.....	117	197	20	11	.952
Hooper, Boston .....	84	124	14	7	.952
Messenger, Chicago .....	31	34	4	2	.950
Cree, New York .....	77	121	9	7	.949
Altizer, Chicago .....	62	99	12	6	.949
Birmingham, Cleveland.....	98	203	15	12	.948
Cravath, Washington-Chicago .....	19	35	1	2	.947
Cobb, Detroit .....	156	222	24	14	.946
Engle, N. Y. ....	134	299	17	18	.946
Devoy, St. Louis.....	16	15	2	1	.944
Dougherty, Chicago .....	138	184	10	12	.942
Gessler, Boston-Washington.....	125	154	19	11	.940
Hartzell, St. Louis .....	85	120	21	9	.940
Schwitzer, St. Louis .....	22	26	2	2	.933
Browne, Washington .....	101	147	12	11	.931
Stone, St. Louis .....	81	147	8	12	.928
Heitmuller, Philadelphia.....	61	111	4	9	.927
White, Chicago .....	40	56	7	5	.926
Clymer, Washington .....	41	44	3	4	.921
Hinchman, Cleveland .....	131	241	18	23	.918
Griggs, St. Louis.....	40	50	6	5	.918
Shotten, St. Louis .....	17	41	2	4	.915
McAleese, St. Louis .....	79	120	11	13	.910
Crompton, St. Louis.....	17	26	4	3	.909
Demmitt, New York .....	109	185	22	21	.908
Cole, Chicago.....	46	83	5	11	.889
Welday, Chicago.....					.887

## Pitchers

Sutor, Chicago .....	18	6	19	0	1000
Criss, St. Louis .....	10	2	10	0	1000
Reisling, Wash.....	10	3	14	0	1000
Chesbro, New York-Boston .....	10	2	21	0	1000
Wolter, Boston .....	10	3	13	0	1000
Walsh, Chicago .....	31	23	93	1	.991
Plank, Philadelphia .....	34	11	82	1	.989
Killian, Detroit.....	25	11	49	1	.984
Manning, New York.....	26	5	51	1	.982
Smith, Chicago .....	51	26	154	4	.978
Joss, Cleveland .....	33	12	78	2	.978
Dinneen, St. Louis .....	17	6	34	1	.976
Donovan, Detroit .....	21	9	29	1	.975
Hughes, New York .....	25	8	29	1	.974
Mullin, Detroit .....	40	11	99	3	.973
Coombs, Philadelphia .....	30	12	60	2	.973
Summers, Detroit.....	35	14	89	3	.971
Wood, Boston .....	24	7	27	1	.971
Smith, Washington-Boston.....	26	6	54	2	.968
Steele, Boston .....	15	4	25	1	.967
Quinn, New York .....	22	5	52	2	.966
Bailey, St. Louis.....	31	4	52	2	.965
Doyle, New York .....	17	5	21	3	.965
Morgan, Boston-Philadelphia .....	39	6	100	4	.964
Karger, Boston .....	12	4	21	1	.962

## INDIVIDUAL FIELDING, Pitchers—(Continued)

Name and Club	G.	PO.	A.	E.	PC.
Bender, Philadelphia	34	13	78	4	.958
Hall, Boston	11	5	16	1	.955
White, Chicago	23	15	46	3	.953
Scott, Chicago	36	6	70	4	.950
Ryan, Boston	13	2	17	1	.950
Chech Boston	17	4	33	2	.949
Falkenberg, Cleveland	24	12	61	4	.948
Dygart, Philadelphia	32	1	34	2	.946
Gray, Washington	36	3	65	4	.944
Speer, Detroit	13	4	30	2	.944
Powell, St. Louis	34	9	58	4	.943
Graham, St. Louis	34	9	58	4	.943
Collins, Boston	12	6	26	2	.941
Peity, St. Louis	27	17	74	6	.938
Willett, Detroit	40	13	91	7	.937
Howell, St. Louis	10	7	8	1	.937
Vickers, Philadelphia	18	3	11	1	.933
Witherup, Washington	12	0	15	1	.933
Krause, Philadelphia	32	7	48	4	.932
Warhop, New York	36	15	80	7	.931
Brockett, New York	26	10	71	6	.931
Berger, Cleveland	34	11	68	6	.929
Johnson, Washington	40	15	73	7	.927
Arellanes, Boston	45	13	74	7	.926
Rhoades, Cleveland	20	6	44	4	.926
Altrock, Chicago-Washington	10	7	16	2	.920
Burns, Washington-Chicago	26	6	72	7	.918
Young, Cleveland	34	10	88	9	.916
Lake, New York	32	3	94	10	.900
Groom, Washington	44	10	98	12	.900
Works, Detroit	16	2	16	2	.900
Pape, Boston	11	3	6	1	.900
Burchell, Boston	10	1	21	3	.880
Wilson, New York	14	2	27	4	.879
Schlitzer, Philadelphia-Boston	13	6	37	6	.878
Cicotte, Boston	26	4	50	8	.871
Fiene, Chicago	13	3	30	5	.868
Hughes, Washington	22	2	36	6	.864
Waddell, St. Louis	31	13	56	11	.862

## Catchers

Spencer, Boston	26	94	24	1	0	.992
Payne, Chicago	27	110	38	2	5	.987
Criger, St. Louis	73	387	98	7	7	.986
Thomas, Philadelphia	84	479	112	9	5	.985
Sullivan, Chicago	97	452	119	10	10	.983
Donohue, Boston	58	249	71	6	12	.982
Street, Washington	137	714	210	18	15	.981
Stephens, St. Louis	72	335	103	9	6	.980
Carrigan, Boston	77	347	110	13	9	.972
Bemis, Cleveland	36	167	33	6	2	.971
Livingston, Philadelphia	64	306	106	13	5	.969
Kleinow, N. Y.	77	343	83	15	6	.966
Easterly, Cleveland	76	335	110	16	9	.965
Stange, Detroit	77	324	80	15	3	.964
Blair, New York	42	151	37	7	4	.964
Owen, Chicago	57	266	62	14	10	.959
Beckendorf, Detroit	15	36	9	2	0	.957
Schmidt, Detroit	81	315	107	20	3	.955
Clarke, Cleveland	44	192	65	13	18	.952
Sweeney, N. Y.	62	274	83	20	5	.947
Lapp, Philadelphia	19	95	26	8	4	.938
Blankenship, Wn.	17	37	12	5	2	.907

## CLUB FIELDING

Club	G.	PO.	A.	E.	PC.
Chicago .....	159	4273	2327	250	.964
Philadelphia .....	153	4123	1907	246	.961
Detroit .....	158	4243	2211	278	.959
Cleveland.....	155	4078	1960	274	.957
St. Louis .....	154	4056	1977	272	.957
Washington.....	156	4107	2048	283	.956
Boston .....	152	4067	2087	298	.954
New York .....	153	4043	2003	331	.948

## PITCHERS' RECORDS

Name and Club	W.	L.	T.	TO.	F.	PC.
Mullin, Detroit .....	29	8	0	2	1	.784
Cicotte, Boston .....	13	5	1	3	4	.722
Willett, Detroit .....	22	9	0	8	2	.710
Bender, Philadelphia .....	18	8	0	3	5	.692
Krause, Philadelphia .....	18	8	0	3	3	.692
Summers, Detroit.....	19	9	2	3	2	.679
Plank, Philadelphia .....	19	10	0	5	0	.655
Quinn, New York .....	9	5	0	1	7	.643
Dygert, Philadelphia .....	8	5	0	9	9	.615
Wood, Boston .....	11	7	0	5	1	.611
Hall, Boston .....	6	4	0	0	1	.600
Smith, Chicago .....	25	17	2	1	6	.595
Walsh, Chicago .....	15	11	0	3	2	.577
Arellanes, Boston .....	16	12	0	6	11	.571
Doyle, New York .....	8	6	0	1	2	.571
Lake, New York .....	14	11	0	3	4	.560
Young, Cleveland.....	19	15	0	1	0	.559
Brockett, New York .....	10	8	0	3	5	.556
Killian, Detroit.....	11	9	0	2	3	.550
Chech, Boston .....	7	6	0	4	0	.538
Donovan, Detroit.....	8	7	2	1	3	.533
White, Chicago .....	10	9	1	1	2	.526
Falkenberg, Cleveland.....	10	9	0	0	5	.526
Coombs, Philadelphia .....	12	11	0	5	2	.522
Joss, Cleveland .....	14	13	1	1	4	.519
Morgan, Boston-Philadelphia.....	18	17	0	3	2	.514
Scott, Chicago.....	12	12	3	6	3	.500
Pelty St. Louis .....	11	11	2	2	1	.500
Berger, Cleveland.....	13	14	0	3	4	.481
Hughes, New York .....	7	8	0	2	7	.467
Warhop, New York .....	13	15	1	1	6	.464
Dinneen, St. Louis .....	6	7	0	2	2	.462
Wilson, New York .....	5	6	0	3	0	.455
Bailey, St. Louis .....	9	11	1	1	10	.450
Waddell, St. Louis .....	11	14	1	3	2	.440
Powell, St. Louis .....	12	16	0	1	5	.428
Burns, Washington-Chicago .....	9	13	0	3	1	.409
Manning, New York .....	7	11	1	4	3	.389
Graham, St. Louis .....	8	14	0	5	7	.364
Rhoades, Cleveland .....	5	9	0	2	4	.357
Johnson, Washington .....	13	25	0	1	1	.342
Smith, Washington-Boston .....	6	12	0	2	6	.333
Hughes, Washington .....	4	8	1	4	5	.333
Schlitzer, Philadelphia-Boston.....	4	8	0	2	4	.333
Gray, Washington .....	5	19	0	4	7	.208
Groom, Washington.....	6	26	3	3	6	.188



## STANDING OF DIFFERENT DIVISIONS BIBLE CLASS LEAGUE OF CHICAGO, 1909

---

### Austin-Oak Park League

- |                      |                         |
|----------------------|-------------------------|
| 1. Austin Baptist    | 4. Olivet M. E.         |
| 2. Cuyler Ave. M. E. | 5. Austin Pres.         |
| 3. Austin M. E.      | 6. Austin Swed. Baptist |

### Central Junior League

- |                         |                         |
|-------------------------|-------------------------|
| 1. Fullerton Ave. Pres. | 4. Gross Park M. E.     |
| 2. Halstead St. M. E.   | 5. First M. E.          |
| 3. First Swed. M. E.    | 6. Western Ave. Baptist |

### Engleweed League

- |                            |                        |
|----------------------------|------------------------|
| 1. Englewood Christian     | 4. Normal Park Baptist |
| 2. Ashland Ave. Christian  | 5. Second U. P.        |
| 3. Englewood Swed. Baptist | 6. Englewood Baptist   |

### Evanston League

- |                          |                       |
|--------------------------|-----------------------|
| 1. Evanston Baptist      | 4. Evanston Christian |
| 2. Evanston Second Pres. | 5. Wheadon M. E.      |
| 3. Ebenezer A. M. E.     | 6. Hemenway M. E.     |

### Garfield League


- |                          |                       |
|--------------------------|-----------------------|
| 1. California Ave. Cong. | 4. Tabernacle Baptist |
| 2. Western Ave. M. E.    | 5. First U. P.        |
| 3. Humboldt Park M. E.   | 6. Willard M. E.      |

### Irving Park League

- |                     |                          |
|---------------------|--------------------------|
| 1. St. Luke's M. E. | 4. Immanuel Cong.        |
| 2. Covenant Luth.   | 5. Jefferson Park Cong.  |
| 3. Grace Cong.      | 6. Irving Park Christian |

### Normal Park League

- |                     |                       |
|---------------------|-----------------------|
| 1. Pilgrim Cong.    | 4. Park Manor Cong.   |
| 2. Merrill M. E.    | 5. Emerald Ave. Pres. |
| 3. Covenant Baptist | 6. Brookline Pres.    |



BIBLE CLASS LEAGUE OF CHICAGO, 1909

Standing, Left to Right—Lane, O. F. Hammil, O. F. Hage, O. F. Gontzer, P. Ross, O. F. Grobe, S. S. S.  
Kneeling, Left to Right—Johnson, C. C. Freeman, 3d B. Carlson, 2d B. J. Freeman, 1st B.

North Shore League

- |                                |                        |
|--------------------------------|------------------------|
| 1. Diversey Blvd. Evang. Luth. | 4. St. James Episcopal |
| 2. Mayfair M. E.               | 5. Gross Park Cong.    |
| 3. Oak Park M. E.              | 6. Belden Ave. Pres.   |

North Side League

- |                         |                      |
|-------------------------|----------------------|
| 1. Diversey Blvd. M. E. | 4. First Swed. M. E. |
| 2. North Side Mission   | 5. Moody             |
| 3. Waveland Ave. Cong.  | 6. Endeavor Pres.    |

North West League

- |                              |                     |
|------------------------------|---------------------|
| 1. Humboldt Park Swed. Miss. | 4. Saron Lutheran   |
| 2. Wicker Park M. E.         | 5. Grand Ave. Cong. |
| 3. Sawyer Ave. M. E.         | 6. Weaver Memorial  |

Ravenswood League

- |                            |                       |
|----------------------------|-----------------------|
| 1. Centannial German M. E. | 4. Ravenswood Baptist |
| 2. Ravenswood Lutheran     | 5. Bowen M. E.        |
| 3. Ravenswood M. E.        | 6. Ebenezer Luth.     |

South Side League

- |                           |                          |
|---------------------------|--------------------------|
| 1. Bethel A. M. E.        | 4. Quinn Chapel A. M. E. |
| 2.                        | 5. Roseland Reformed     |
| 3. Olivet African Baptist | 6. Belden Ave. Pres.     |

South Side Junior League

- |                        |                           |
|------------------------|---------------------------|
| 1. Woodlawn Pres.      | 4. First Roseland Baptist |
| 2. Englewood Baptist   | 5. Crerar Pres.           |
| 3. Englewood Christian | 6. Washington Park Cong.  |

Washington Park League

- |                          |                        |
|--------------------------|------------------------|
| 1. Adelpheus M. E.       | 4. Calvary Baptist     |
| 2. Railroad Mission      | 5. Second German M. E. |
| 3. Washington Park Cong. | 6. Oakland M. E.       |

West Side League

- |                     |                    |
|---------------------|--------------------|
| 1. Fourth Baptist   | 4. Messiah Baptist |
| 2. Trinity Lutheran | 5. First U. P.     |
| 3. Second Baptist   | 6. Berwyn Baptist  |

Woodlawn League

- |                     |                         |
|---------------------|-------------------------|
| 1. Woodlawn M. E.   | 4. First Reformed Pres. |
| 2. Parkside Baptist | 5. Bethel Baptist       |
| 3. Harvey Christian | 6. Ingleside M. E.      |

The base ball department of the Cook County Bible Class Athletic Association had, in 1909, 1174 members, who represented 96 registered Sunday schools. These schools were divided into six team leagues, thus giving us 14 major leagues and 2 junior leagues. This year we had a league in Evanston for the first time.

## AMERICAN ASSOCIATION

## STANDING OF CLUBS AT CLOSE OF SEASON, 1909

Club	Louis.	Mil.	Minn.	Ind.	S.P.	Tol.	Col.	K.C.	Won	P.C.
Louisville.....	.....	9	11	15	14	13	16	15	93	.554
Milwaukee .....	15	.....	14	11	15	12	7	16	90	.539
Minneapolis .....	13	10	.....	15	13	12	13	12	88	.527
Indianapolis .....	9	13	9	.....	12	10	17	13	83	.494
St. Paul .....	10	9	11	12	.....	12	12	14	80	.491
Toledo .....	11	11	12	14	11	.....	8	13	80	.482
Columbus.....	8	17	10	7	12	16	.....	10	80	.479
Kansas City .....	9	8	12	11	6	11	14	.....	71	.433
Lost .....	75	77	79	85	83	86	87	93		

## INDIVIDUAL BATTING

Name and Club	G.	TB.	R.	H.	2B.	3B.	HR.	SH.	SB.	P.C.
Ed. Spencer, St. Paul.....	34	112	8	37	6	.....	.....	7	.....	.330
O'Neill, Minneapolis .....	144	548	65	162	23	10	2	7	19	.296
Wilkie Clarke, Toledo .....	20	58	3	17	1	.....	.....	5	1	.293
Hoey, St. Paul .....	25	89	7	26	3	.....	1	9	.....	.292
Cravath, Minneapolis.....	125	413	60	120	23	7	4	16	21	.260
Krueger, Columbus .....	168	670	82	194	24	6	.....	28	27	.289
Hickman, Toledo .....	167	644	70	183	49	7	5	13	21	.284
Armbruster, St. Paul.....	148	545	64	154	33	2	2	17	19	.282
Beckley, Kansas City .....	113	428	41	120	16	3	1	18	12	.280
Randall, Milwaukee .....	167	620	91	173	20	7	3	28	35	.279
Carr, Indianapolis .....	155	595	67	166	37	6	5	26	14	.279
Freeman, Toledo .....	127	456	55	127	16	1	1	9	16	.278
Smith, Indianapolis .....	21	76	11	21	7	.....	.....	1	3	.276
Love, Kansas City .....	138	491	59	135	21	4	1	17	37	.275
Congalton, Columbus.....	168	669	63	183	26	7	2	29	11	.274
James, Columbus .....	117	408	55	112	23	16	7	11	10	.274
Hayden, Indianapolis .....	168	651	71	178	39	9	1	30	19	.273
James Collins, Minneapolis	153	556	61	152	21	3	2	12	13	.273
Downs, Minneapolis.....	167	652	67	177	44	11	2	19	32	.271
Smoot, Toledo .....	137	504	60	136	17	9	3	39	15	.270
A. Spencer, Indianapolis .....	46	171	25	46	2	1	.....	6	15	.269
Thielman, Louisville .....	37	105	13	28	5	.....	1	3	1	.267
Hinchman, Toledo .....	162	608	90	162	14	8	1	29	39	.266
James O'Rourke, Columbus	129	464	66	123	12	9	.....	22	15	.265
Flynn, St. Paul.....	119	452	61	120	26	3	4	11	29	.265
Hallman, Kansas City.....	153	546	71	144	19	4	1	23	22	.264
Josh, Clarke, Columbus.....	157	588	83	154	16	12	2	28	37	.262
Carlisle, Kansas City .....	127	427	49	110	14	7	4	24	19	.258
Puttmann, Louisville.....	24	62	3	16	2	1	.....	4	1	.258
Harry Clark, Milwaukee .....	173	548	78	141	25	8	4	32	28	.257
Quinlan, Louis.-Columbus...	145	501	37	129	18	1	.....	27	5	.257
Carisch, St. Paul .....	118	374	32	96	14	4	1	13	10	.257
Elwert, Toledo .....	146	519	54	132	21	10	2	18	25	.254
Liese, St. Paul .....	120	426	41	108	17	4	2	26	13	.253
Rafferty, Toledo .....	48	174	32	44	5	1	1	5	17	.253
Rapps, Kansas City .....	22	71	4	18	1	1	.....	8	3	.253
Landreth, Louisville .....	43	159	12	40	7	2	.....	5	3	.251
McChesney, Indianapolis .....	75	268	34	67	10	4	2	24	11	.250
Fenlon, Louisville .....	39	144	15	36	5	4	.....	4	4	.250
Neighbors, Kansas City .....	20	84	3	21	3	.....	1	3	2	.250
Odwell, Columbus .....	158	618	82	154	25	7	2	32	38	.249
Hostetter, Milwaukee .....	80	277	18	69	8	.....	2	7	3	.249



## INDIVIDUAL BATTING—(Continued)

Name and Club	G.	TB.	R.	H.	2B.	3B.	HR.	SH.	SB.	PC.
Chadbourne, Indianapolis....	127	484	79	119	8	6	....	11	20	.248
Oldstead, Minneapolis .....	42	121	12	30	5	1	1	1	1	.248
Orth Collins, Minneapolis .....	37	137	18	34	2	4	....	8	2	.248
Abbott, Toledo .....	93	348	32	86	19	....	3	9	12	.247
Burke, Indianapolis .....	139	509	54	125	14	3	....	21	27	.246
McGann, Milwaukee .....	160	559	65	137	19	6	3	29	22	.245
Murray, St. Paul .....	103	376	39	92	16	9	5	12	10	.245
Halla, Louisville.....	39	106	9	26	4	1	....	4	1	.245
Hetling, Kansas City.....	143	493	48	120	25	3	....	26	12	.244
Dunleavy, Louisville .....	126	467	63	114	14	2	....	12	34	.244
Strunk, Milwaukee.....	112	434	47	106	10	6	3	10	14	.244
Tate, Louisville .....	79	266	26	65	10	4	....	11	6	.244
Moriarity, Columbus-Louis.	127	453	59	110	12	2	....	25	16	.243
Shaw, Indianapolis .....	22	74	6	18	3	....	....	2	1	.243
La Rhue, Columbus .....	21	74	4	18	5	....	1	3	2	.243
Gill, Minneapolis .....	138	470	45	114	15	2	....	26	41	.242
Barrett, Milwaukee .....	76	255	29	61	11	5	2	6	5	.239
Olson, Louisville.....	170	633	62	151	22	7	1	28	34	.238
Boucher, St. Paul.....	67	252	32	60	7	4	3	14	18	.238
Wakefield, Indianapolis .....	17	59	7	14	1	....	....	3	1	.237
Barry, Milwaukee.....	150	534	67	137	18	....	....	25	29	.236
Delehanty, Louisville .....	134	503	53	119	22	3	3	16	31	.236
Block, Minneapolis.....	147	464	46	109	16	9	3	15	7	.235
Steele, St. Paul.....	18	51	4	12	1	1	....	2	1	.235
Friel, Columbus .....	134	470	38	110	10	3	1	15	12	.234
Yeager, St. Paul.....	34	103	7	24	2	....	....	3	4	.233
Woodruff, Louisville .....	156	583	66	135	17	7	1	23	32	.231
Suter Sullivan, Louisville ..	137	495	40	114	19	4	....	11	12	.230
Davis, St. Paul .....	139	540	65	123	26	4	2	10	18	.228
Clyde Robinson, Milwaukee	144	541	60	123	20	2	....	26	18	.227
Edmondson, Minneapolis .....	27	97	7	22	4	1	....	3	6	.227
Diehl, Louisville .....	20	62	8	14	2	1	1	3	3	.226
Salm, Louisville .....	60	195	17	44	4	2	....	6	5	.225
Hall, St. Paul .....	28	80	6	18	6	....	....	1	2	.225
Williams, Indianapolis .....	154	540	42	121	15	4	....	16	20	.224
Scybold, Toledo .....	43	144	24	32	2	1	1	10	4	.222
Wheeler, Minneapolis .....	25	90	8	20	3	1	....	2	3	.222
McCormick, Milwaukee .....	173	602	57	133	23	2	3	30	14	.221
Hovley, Indianapolis .....	135	466	41	103	16	6	....	17	15	.221
McCarthy, Toledo .....	128	507	58	112	19	5	3	24	14	.221
Goodwin, Columbus.....	45	113	9	25	7	....	....	7	....	.221
John Sullivan, Kansas City	92	292	13	64	9	....	....	14	1	.219
Rapp, Minneapolis .....	28	78	4	17	2	1	....	1	....	.218
Davidson, Indianapolis .....	74	268	27	58	3	1	....	20	13	.216
Cheney, Indianapolis .....	39	88	9	19	1	1	....	4	1	.216
Hughes, Louisville .....	108	326	34	70	8	2	2	12	15	.214
Glaze, Indianapolis .....	40	98	3	2	....	2	....	6	2	.214
Knepper, Indianapolis .....	20	28	2	6	....	....	....	1	....	.214
Pickering, Minneapolis	70	244	23	52	5	1	....	14	6	.213
Wrigley, Columbus-St. Paul	153	526	35	112	20	5	....	35	12	.213
Ovler, Minneapolis .....	140	518	49	110	6	4	....	14	20	.212
O'Brien, St. Paul .....	111	396	34	84	10	1	1	8	2	.212
Land, Toledo .....	83	292	22	62	6	3	....	14	9	.212
Gehring, St. Paul .....	45	151	10	32	9	....	3	4	1	.212
Owen, Toledo .....	33	85	11	18	3	....	....	4	....	.212
Moore, Kansas City .....	19	66	1	14	....	....	....	2	2	.212
Brashear, Kansas City .....	159	529	53	115	20	4	1	20	15	.211
Shannon, Kansas City.....	162	601	81	126	13	4	....	27	31	.210
Hogg, Louisville .....	37	100	3	21	2	1	....	6	1	.210
Wrattan, Columbus .....	41	134	18	28	3	2	....	8	4	.209
Ed. Collins, Milwaukee .....	38	115	17	24	5	2	....	6	12	.208
Hopke, Indianapolis .....	134	440	37	91	16	1	....	20	6	.207

## INDIVIDUAL BATTING—(Continued)

Name and Club	G.	TB.	R.	H.	2B.	3B.	HR.	SH.	SB.	PC.
Moran, Milwaukee	77	246	24	51	12	....	1	6	5	.207
Nelson, St. Paul-Columbus	27	53	5	11	4	1	....	4	....	.207
Cockman, St. Paul	111	361	25	74	14	2	....	13	12	.205
Graham, Indianapolis	40	93	12	19	3	....	2	5	1	.204
Schreckengost, Columbus	60	222	16	45	16	1	....	7	1	.203
Peitz, Louisville	90	257	21	52	8	....	3	14	4	.202
Selby, Louisville	41	90	11	18	....	....	....	3	2	.200
Breen, St. Paul	23	80	9	16	4	....	1	3	2	.200
Dougherty, Milwaukee	68	182	14	36	7	....	....	8	6	.198
Nill, Toledo	73	254	30	50	8	1	....	6	5	.197
Jones, Indianapolis	21	46	5	9	....	....	....	3	1	.195
Flaherty, Kansas City	33	103	12	20	5	1	2	1	3	.194
Warner, Milwaukee	23	72	6	14	1	....	....	3	....	.194
Oberlin, Minneapolis	23	58	1	11	....	....	....	1	1	.190
Joseph O'Rourke, Ind.	26	95	10	18	4	....	....	6	2	.189
Swann, Kansas City	39	101	6	19	....	1	....	2	2	.188
Packard, Louisville	40	91	8	17	....	....	1	4	2	.187
Upp, Columbus	21	48	3	9	1	....	....	2	....	.187
Quillen, Minneapolis	123	386	50	72	16	4	....	37	13	.186
Daubert, Toledo	35	129	16	24	6	....	....	2	6	.186
Boles, Kansas City	44	135	15	25	3	1	....	15	5	.185
Reilly, Louisville	43	152	10	28	....	....	....	2	7	.184
Lynch, Toledo	72	213	22	39	4	1	....	12	5	.183
Geyer, Columbus	41	116	7	21	1	2	....	7	....	.181
Karl Robinson, Toledo	39	89	5	16	1	....	....	5	....	.180
Nally, Toledo	30	107	10	19	....	....	1	1	5	.177
Ritter, Kansas City	81	239	23	42	4	2	....	13	10	.176
LeRoy, St. Paul	57	125	6	22	....	....	1	7	1	.176
Schneiberg Milwaukee	30	69	6	12	1	....	....	4	1	.174
Linke Columbus	42	98	9	17	3	....	....	10	....	.173
O. Clymer Minneapolis	22	82	9	14	2	1	....	1	5	.172
Lattimore, Toledo	20	58	3	10	3	....	....	4	....	.171
Dorner, Kansas City	33	88	5	15	3	1	....	1	....	.170
Shay, Kansas City	47	171	17	29	3	....	1	4	9	.169
Cross, Kansas City-Ind.	77	239	24	40	5	1	....	18	7	.167
Curtis, Milwaukee	27	66	3	11	2	....	....	....	....	.167
West, Toledo	45	122	12	20	4	3	....	6	3	.164
Chech St. Paul	16	37	3	6	1	....	....	2	....	.162
Slagle, Indianapolis	40	93	8	15	....	....	....	3	3	.161
McGlynn, Milwaukee	64	158	5	25	4	....	....	6	1	.158
Nee, St. Paul-Columbus	40	133	10	21	7	....	....	4	2	.158
Altrock, Minneapolis	30	70	5	11	....	....	....	....	3	.157
Essick, Kansas City	38	90	5	14	3	1	....	2	1	.155
Carter, Kansas City	32	91	3	14	3	1	....	2	2	.154
Young, Minneapolis	46	111	1	17	2	....	1	1	....	.153
McSurdy, Toledo	42	91	5	13	2	1	....	2	....	.142
Perrine, St. Paul	19	58	8	8	....	....	....	7	2	.138
Patterson, Minneapolis	31	74	4	10	2	....	....	4	2	.135
Frambes, Kansas City	15	47	2	6	....	....	....	2	1	.127
Lindaman, Indianapolis	16	42	4	5	1	....	....	3	1	.119
Wacker, Milwaukee	25	61	3	7	1	....	....	1	....	.115
Manske, Milwaukee	24	63	2	6	1	1	....	....	....	.099
Wilson, Minneapolis	23	44	1	4	....	....	....	3	....	.088
Karger, St. Paul	15	47	1	4	1	....	....	1	....	.081
Kilroy, St. Paul	31	62	3	4	1	....	....	3	1	.064

## CLUB BATTING

Club	G.	AB.	R.	H.	TB.	2B.	3B.	HR.	SH.	SB.	PC.
Columbus.....	168*	5857	644	1447	1843	205	73	15	277	187	.247
Toledo .....	170*	5402	614	1302	1667	200	51	21	217	197	.241
Minneapolis	167	5213	546	1258	1614	191	60	15	185	195	.241
St. Paul .....	165*	4717	465	1120	1463	197	34	26	173	145	.237
Indianapolis	169*	5423	578	1279	1584	185	45	10	254	183	.236
Louisville.....	170*	5297	511	1237	1529	169	42	13	198	203	.233
Milwaukee ..	174*	5452	592	1266	1595	188	39	21	227	193	.232
Kansas City	167*	5093	516	1171	1448	165	38	12	224	189	.230

\* Including tie games

## INDIVIDUAL FIELDING

## First Basemen

Name and Club	G.	PO.	A.	E.	PC.
McGann, Milwaukee .....	160	1584	102	18	.989
Salm, Louisville .....	60	499	41	6	.989
S. Sullivan, Louisville .....	43	441	40	5	.989
Carr, Indianapolis .....	155	1551	139	22	.987
Gill, Minneapolis .....	138	1392	84	20	.986
Freeman, Toledo .....	127	1249	67	21	.984
Rapps, Kansas City.....	22	244	12	4	.984
Beckley, Kansas City .....	113	1186	57	21	.983
Tate, Louisville .....	54	552	40	10	.983
Odwell, Columbus .....	147	1554	72	29	.982
Daubert, Toledo .....	35	371	23	7	.982
Peltz, Louisville .....	18	156	10	3	.982
Flynn, St. Paul .....	110	1201	67	27	.979
Wheeler, Minneapolis .....	19	198	17	7	.968
J. Sullivan, Kansas City .....	24	202	15	7	.968
Schreckengost, Columbus .....	15	135	8	5	.966
Armbruster, St. Paul.....	30	307	18	12	.964
Carisch, St. Paul .....	17	217	8	9	.961

## Second Basemen

Wrigley, Columbus-St. Paul .....	139	378	568	24	.975
Olson, Louisville.....	167	426	512	31	.968
O'Brien, St. Paul .....	20	40	69	4	.964
Nee, St. Paul-Columbus .....	27	52	70	5	.960
McCormick, Milwaukee .....	173	399	431	36	.958
Brashear, Kansas City .....	155	391	472	42	.953
Williams, Indianapolis .....	154	360	465	46	.947
Hinchman, Toledo .....	162	396	472	49	.946
Jas. O'Rourke, Columbus.....	116	280	319	40	.937
Jos. O'Rourke, Indianapolis .....	17	39	50	6	.936
Downs, Minneapolis.....	167	461	466	65	.924

## Third Basemen

Name and Club	G.	PO.	A.	E.	PC.
Hopke, Indianapolis .....	30	24	50	4	.950
Elwert, Toledo .....	146	191	319	27	.949
Friel, Columbus .....	134	147	253	22	.947
S. Sullivan, Louisville .....	87	93	175	17	.940
H. Clark, Milwaukee .....	173	264	383	42	.939
Breen, St. Paul.....	22	22	24	3	.938
Wratten, Columbus .....	28	34	70	7	.936
Cockman, St. Paul .....	99	103	199	25	.923
J. Collins, Indianapolis .....	152	170	342	45	.919
O'Brien, St. Paul .....	34	43	67	11	.909
Burke, Indianapolis .....	139	165	264	49	.899
Woodruff, Louisville .....	65	79	133	24	.898
Hetling, Kansas City.....	143	171	308	56	.895
T. Reilly, Louisville.....	17	18	35	8	.868
Moore, Kansas City .....	19	24	41	11	.855

## INDIVIDUAL FIELDING—Continued

## Shortstops

Shaw, Kansas City.....	47	91	158	17	.936
Quinlan, Louisville-Columbus .....	145	329	441	58	.929
Cross, Indianapolis-Kansas City .....	75	163	230	30	.929
Oyler, Minneapolis .....	140	336	468	65	.925
Perrine, St. Paul .....	16	36	42	8	.913
Lynch, Toledo .....	72	140	220	37	.906
Love, Kansas City .....	94	195	330	55	.905
Hopke, Indianapolis .....	104	206	317	57	.901
Nil, Toledo .....	59	135	180	35	.900
C. Robinson, Milwaukee .....	144	280	416	82	.894
Boucher, St. Paul.....	64	124	177	36	.893
Moriarity, Columbus-Louisville .....	127	300	396	84	.892
McCarthy, Toledo .....	38	86	99	23	.889
O'Brien, St. Paul .....	57	87	181	36	.881
Quillen, Minneapolis .....	31	59	91	22	.872
La Rhue, Columbus .....	16	43	32	12	.862
Barrett, Milwaukee .....	30	43	77	20	.857

## Outfielders

Thielman, Louisville .....	17	33	5	0	1.000
Davidson, Indianapolis .....	73	130	8	1	.992
E. Collins, Milwaukee .....	38	81	4	1	.988
Delehanty, Louisville .....	134	252	19	4	.985
Krueger, Columbus .....	168	390	28	8	.981
T. Reilly, Louisville.....	21	42	4	1	.978
Liese, St. Paul .....	109	190	10	5	.975
Diehl, Louisville .....	20	36	2	1	.974
Barrett, Milwaukee .....	44	69	5	2	.973
Barry, Milwaukee.....	139	209	13	7	.969
McChesney, Indianapolis .....	75	153	8	5	.969
Strunk, Milwaukee.....	112	299	12	10	.968
J. Clarke, Columbus.....	156	301	26	11	.967
Woodruff, Louisville .....	87	214	17	8	.966
Congalton, Columbus.....	168	240	22	9	.966
Armbruster, St. Paul.....	118	165	30	7	.965
Hickman, Toledo .....	165	346	35	14	.964
McCarthy, Toledo .....	76	139	20	4	.963
Hayden, Indianapolis .....	168	260	33	11	.963
Pickering, Minneapolis .....	70	96	7	4	.963
A. Spencer, Indianapolis.....	46	101	6	4	.963
Shannon, Kansas City .....	162	338	20	14	.962
Hallman, Kansas City.....	153	218	21	10	.959
Smith, Indianapolis .....	21	42	1	2	.955
Smoot, Toledo .....	137	252	14	13	.953
Chadbourne, Indianapolis.....	127	250	17	14	.950
Cravath, Minneapolis.....	125	198	15	11	.950
Love, Kansas City .....	22	52	6	3	.950
Hoey, St. Paul .....	25	34	2	2	.947
Dougherty, Milwaukee .....	23	35	1	2	.947
Davis, St. Paul .....	139	239	26	15	.946
Nally, Toledo .....	30	42	9	3	.944
Randall, Milwaukee .....	167	295	24	19	.943
Dunleavy, Louisville .....	126	256	25	17	.942
Seybold, Toledo .....	43	56	5	4	.938
Tate, Louisville.....	25	56	5	4	.938
O'Neill, Minneapolis .....	144	287	9	17	.935
Quillen, Minneapolis .....	77	101	15	8	.935
Clymer, Minneapolis .....	20	27	1	2	.933



## INDIVIDUAL FIELDING, Outfielders—Continued

Name and Club	G.	PO.	A.	E.	PC
Neighbors, Kansas City .....	20	34	3	3	.925
Landreth, Louisville .....	43	56	4	5	.923
Carlisle, Kansas City .....	127	255	16	24	.918
Murray, St. Paul .....	103	158	10	15	.917
Fenlon, Louisville .....	39	68	9	7	.916
Edmondson, Minneapolis .....	27	49	6	5	.916
Raferly, Toledo .....	48	98	8	10	.913
Boles, Kansas City.....	19	27	6	5	.868
O. Collins, Minneapolis .....	31	44	2	7	.867

## Pitchers

Owen, Toledo .....	32	16	83	1	.990
Patterson, Minneapolis .....	29	19	77	1	.989
Wacker, Milwaukee .....	25	7	36	1	.977
Hogg, Louisville .....	37	16	60	2	.974
Wilson, Minneapolis.....	23	1	36	2	.974
Swann, Kansas City .....	39	33	111	4	.972
Lindaman, Indianapolis .....	16	3	32	1	.972
Dorner, Kansas City .....	33	4	60	2	.969
Thielman, Louisville .....	20	15	49	2	.969
Altrock, Minneapolis .....	22	13	48	2	.968
McGlynn, Milwaukee .....	64	16	147	6	.964
Glaze, Indianapolis .....	40	28	82	4	.964
Kuepper, Indianapolis.....	20	3	24	1	.964
Meyer, Columbus .....	41	17	117	4	.963
Dougherty, Milwaukee .....	45	26	78	4	.962
Steele, St. Paul .....	18	7	44	2	.962
Olmstead, Minneapolis .....	41	17	84	4	.961
Jones, Indianapolis .....	20	4	42	2	.958
Puttmann, Louisville.....	16	6	39	2	.957
Halla, Louisville.....	36	8	102	5	.956
Essick, Kansas City.....	38	11	72	4	.954
LeRoy, St. Paul .....	57	27	133	8	.952
Slagle, Indianapolis .....	39	23	95	6	.951
Young, Minneapolis .....	46	15	82	5	.950
Chech, St. Paul.....	16	6	50	3	.949
Goodwin, Columbus.....	45	10	98	6	.947
Gehring, St. Paul .....	36	22	103	7	.946
Manske, Milwaukee .....	24	11	36	3	.940
Schneiberg, Milwaukee .....	30	14	48	4	.939
Graham, Indianapolis .....	40	18	68	6	.934
West, Toledo.....	44	7	63	5	.933
McSurdy, Toledo .....	42	8	86	7	.930
Hall, St. Paul .....	26	14	66	6	.930
Cheney, Indianapolis .....	39	23	77	8	.925
Packard, Louisville .....	39	26	76	9	.918
Curtis, Milwaukee .....	27	9	80	8	.917
Flaherty, Kansas City.....	31	9	73	8	.911
Linke, Columbus .....	42	16	76	9	.910
K. Robinson, Toledo .....	39	11	59	7	.909
Nelson, St. Paul-Columbus.....	27	12	38	5	.909
Carter, Kansas City .....	32	10	68	8	.906
Selby, Louisville.....	41	12	93	11	.905
Kilroy, St. Paul .....	31	11	63	8	.902
Oberlin, Minneapolis .....	23	11	42	7	.883
Upp, Columbus.....	44	8	33	6	.872
Lattimore, Toledo .....	15	5	26	5	.861

## INDIVIDUAL FIELDING—Continued

## Catchers

Name and Club	G.	P.O.	A.	E.	PB.	P.C.
Hughes, Louisville .....	107	452	153	4	8	.983
Shaw, Indianapolis .....	22	126	15	2	3	.986
Abbott, Toledo .....	87	349	123	7	14	.985
Yeager, St. Paul .....	34	149	57	3	8	.985
Warner, Milwaukee .....	23	112	28	2	1	.985
Hostetter, Milwaukee .....	80	386	110	9	10	.982
Ed. Spencer, St. Paul .....	34	151	43	4	4	.979
Rapp, Minneapolis .....	28	127	40	3	71	.982
J. Sullivan, Kansas City .....	68	215	70	7	8	.976
Ritter, Kansas City .....	81	272	88	9	8	.975
James, Columbus .....	117	481	177	17	17	.974
Peitz, Louisville .....	72	265	87	10	7	.972
W. Clarke, Toledo .....	20	73	32	3	5	.972
Block, Minneapolis .....	146	655	183	25	23	.971
Carisch, St. Paul .....	101	488	112	18	12	.970
Howley, Indianapolis .....	135	596	168	24	33	.969
Land, Toledo .....	67	315	114	15	1	.966
Schreckengost, Columbus .....	45	206	60	12	5	.957
Frmbes, Kansas City .....	15	47	19	3	3	.956
Moran, Milwaukee .....	60	261	57	17	8	.949

## CLUB FIELDING

Club	G.	P.O.	A.	E.	T.C.	P.C.
Louisville .....	170*	4452	2235	262	6949	.962
Milwaukee .....	174*	4547	2105	301	6953	.956
Toledo .....	170*	4431	2114	311	6856	.954
Indianapolis .....	169*	4439	2230	315	6984	.954
Columbus .....	168*	4696	2505	351	7552	.953
Minneapolis .....	167	4378	2141	336	6855	.950
St. Paul .....	165*	3891	1697	289	5877	.950
Kansas City .....	167*	4252	2123	337	6712	.949

\* Including tie games.

## PITCHERS' RECORDS—TEN OR MORE GAMES

Name and Club	W.	L.	T.	P.C.
Karger, St. Paul .....	7	3	0	.700
Olmstead, Minneapolis .....	24	12	0	.667
Dougherty, Milwaukee .....	21	11	1	.656
Cheney, Indianapolis .....	19	10	0	.655
Linke, Columbus .....	22	12	0	.647
Lindaman, Indianapolis .....	9	5	0	.643
Steele, St. Paul .....	10	6	0	.625
Seiby, Louisville .....	20	13	0	.606
Thielman, Louisville .....	10	7	0	.588
Robinson, Toledo .....	17	12	0	.586
Halla, Louisville .....	17	12	0	.586
Kilroy, St. Paul .....	14	10	0	.583
McGlynn, Milwaukee .....	27	21	2	.563
West, Toledo .....	18	14	1	.583
Altrock, Minneapolis .....	9	7	0	.563
Young, Minneapolis .....	23	18	0	.561
Carter, Kansas City .....	15	12	0	.556
Manske, Milwaukee .....	11	9	0	.550
Hogg, Louisville .....	17	14	1	.548
Wright, Toledo .....	6	5	0	.545

## PITCHERS' RECORDS—Continued

Name and Club	W	L	T	PC
Geyer, Columbus	20	17	1	.541
Le Roy, St. Paul	20	17	1	.541
Owen, Toledo	14	13	1	.519
Flaherty, Kansas City	14	13	0	.519
Goodwin, Columbus	18	18	0	.500
Glaze, Indianapolis	17	17	1	.500
Graham, Indianapolis	15	15	0	.500
Schneiberg, Milwaukee	13	13	0	.500
Wacker, Milwaukee	7	7	3	.500
McSurdy, Toledo	13	14	0	.481
Essick, Kansas City	14	16	1	.467
Wilson, Minneapolis	7	8	0	.467
Oberlin, Minneapolis	6	7	0	.462
Swann, Kansas City	15	18	1	.455
Patterson, Minneapolis	10	12	0	.455
Hughes, Minneapolis	5	6	0	.455
Gehring, St. Paul	14	17	1	.453
Packard, Louisville	14	17	0	.453
Lattimore, Toledo	6	8	0	.429
Jones, Indianapolis	7	10	0	.412
Curtis, Milwaukee	7	11	1	.389
Slagle, Indianapolis	12	20	0	.375
Puttmann, Louisville	4	7	0	.364
Upp, Columbus	5	9	0	.357
Chech, St. Paul	5	9	0	.357
Dorner, Kansas City	9	18	1	.332
Nelson, St. Paul-Columbus	5	12	0	
Hall, St. Paul	4	13	0	

## PITCHERS' ANALYSIS—TWENTY GAMES OR MORE

Name and Club	G	IP	Opp.		RS	HB	BB	SO	WP	W	L	T	D
			AB	H									
Geyer, Columbus	41	317	1126	256	114	5	100	153	4	20	17	1	
Linke, Columbus	42	299	1057	235	104	16	119	140	10	22	12		....
Upp, Columbus	20	118	448	110	68	4	41	37	2	5	9		....
Goodwin, Columbus	45	304	1070	271	120	26	107	75	3	18	18		....
Nelson, Colum.-St. Paul	27	153	598	161	92	6	53	73	9	5	12		....
West, Toledo	44	327	1186	279	125	7	72	143	6	18	14	1	
McSurdy, Toledo	42	258	937	241	115	9	92	86	2	13	14		....
Robinson, Toledo	39	259	916	222	89	15	81	103	4	17	12		....
Owen, Toledo	32	243	863	197	72	10	69	76	....	14	13	1	
Glaze, Indianapolis	40	296	1013	229	85	6	59	152	5	17	17	1	
Graham, Indianapolis	40	254	933	218	102	14	93	118	4	15	15		....
Slagle, Indianapolis	39	286	1033	267	105	18	75	91	3	12	20		....
Cheney, Indianapolis	39	272	951	195	97	20	99	149	12	19	10		....
Kuepper, Indianapolis	20	75	283	79	44	9	29	29	1	3	4		....
Jones, Indianapolis	20	149	544	129	59	8	43	53	4	7	10		....
Halla, Louisville	36	272	963	247	90	4	49	68	1	17	12		....
Selby, Louisville	41	305	1104	258	112	13	106	78	11	20	13		....
Hogg, Louisville	37	295	1050	238	90	6	104	125	13	17	14	1	
Packard, Louisville	39	250	893	216	113	12	81	90	4	14	17		....
Thielman, Louisville	20	149	554	137	47	3	29	45	1	10	7		....
Manske, Milwaukee	24	168	575	115	57	11	77	87	2	11	9		....
Dougherty, Milwaukee	45	298	1066	224	85	8	78	120	6	21	11	1	
Curist, Milwaukee	27	185	619	125	60	12	64	75	7	7	11	1	
McGlynn, Milwaukee	64	446	1540	304	127	8	114	183	7	27	21	2	
Schneiberg, Milwaukee	30	202	721	164	85	24	64	81	4	13	13		....
Wacker, Milwaukee	25	153	566	140	61	5	36	65	2	7	7	3	

## PITCHERS' ANALYSIS—Continued

Name and Club	G	IP	Opp.			HB	BB	SO	WP	W	L	T'd
			AB	H	RS							
Swann, Kansas City	39	304	1135	284	112	3	58	85	1	15	18	1
Essick, Kansas City	38	268	973	224	112	5	93	109	3	14	16	1
Flaherty, Kansas City	31	244	903	236	104	13	62	29	4	14	13	....
Carter, Kansas City	32	229	859	196	97	3	45	81	6	15	12	....
Dorner, Kansas City	33	246	886	212	104	14	87	68	5	9	18	1
Le Roy, St. Paul	57	372	1351	291	107	5	72	179	6	20	17	1
Gehring, St. Paul	36	256	924	232	99	8	88	106	5	14	17	1
Hall, St. Paul	26	172	628	138	76	7	72	120	3	4	13	....
Kilroy, St. Paul	31	107	726	175	79	10	70	79	7	14	10	....
Olmstead, Minneapolis	41	304	1115	240	81	10	53	131	6	24	12	....
Oberlin, Minneapolis	23	153	538	128	51	8	43	75	1	6	7	....
Young, Minneapolis	46	335	1207	259	86	7	61	158	6	23	18	....
Wilson, Minneapolis	23	124	447	110	51	5	42	54	1	7	8	....
Patterson, Minneapolis	29	208	757	168	70	2	36	70	3	10	12	....
Altrock, Minneapolis	22	140	509	117	35	....	18	49	....	9	7	....

## EASTERN LEAGUE

## STANDING OF CLUBS AT CLOSE OF SEASON, 1909

Club.	Roch.	New.	Prov	Tor	Buf	Mon	Balt	J.C.	Won	PC.
Rochester	....	10	10	11	15	13	16	15	90	.596
Newark	12	....	12	11	10	14	13	14	86	.562
Providence	9	10	....	9	14	12	11	15	80	.533
Toronto	11	11	12	....	14	8	11	12	79	.523
Buffalo	7	12	8	7	....	12	15	11	72	.477
Montreal	9	7	10	14	9	....	11	8	68	.450
Baltimore	6	9	11	11	7	11	....	12	67	.438
Jersey City	7	8	7	9	10	13	9	....	63	.420
Lost	61	67	70	72	79	83	86	87		

## INDIVIDUAL BATTING

Name and Club	G.	AB.	R.	H.	2B.	3B.	HR.	TB.	SH.	SB.	PC.
Bills, Baltimore	16	39	8	14	0	2	0	18	0	1	.359
Grimshaw, Toronto	124	482	56	149	20	10	3	198	14	12	.309
Ganzel, Rochester	119	429	42	131	30	3	1	170	13	11	.305
Simmons, Rochester	137	472	59	141	28	9	8	211	7	12	.299
Osborn, Rochester	64	238	39	71	13	4	4	104	7	5	.298
Mitchell, Toronto	109	342	24	101	12	6	1	128	7	15	.295
Collins, Buffalo	31	109	8	32	1	1	0	35	7	7	.294
Gardner, Jersey City	95	326	37	95	11	5	0	116	12	9	.291
Gettman, Newark	149	561	78	162	30	8	6	226	24	16	.289
Strang, Baltimore	107	351	54	101	15	13	2	148	13	2	.288
Lee, Toronto	38	104	12	30	5	0	1	36	3	1	.288
Hoffman, Providence	154	575	68	164	14	11	0	200	7	32	.285
Knotts, Buff.-Jersey C.	36	102	9	29	2	2	0	35	2	1	.285
Houser, Toronto	151	567	82	161	17	8	6	212	20	15	.284
White, Buffalo	153	568	72	159	17	12	2	206	24	20	.280
Yeager, Montreal	128	490	59	137	25	8	0	178	13	14	.280
Kelley, Newark	156	581	79	161	37	4	3	215	25	40	.277
Erwin, Rochester	102	338	25	93	10	2	6	125	5	7	.275
Hall, Baltimore	136	507	64	139	14	6	2	171	16	23	.274



## INDIVIDUAL BATTING—Continued

Name and Club	G.	AB.	R.	H.	2B.	3B.	HR.	TB.	SH.	SB.	PC.
Blackburn, Providence	121	444	52	121	10	7	0	145	12	32	.273
Kelley, Toronto	107	357	49	96	23	1	1	124	9	11	.269
Moran, Providence	154	571	92	153	19	1	0	174	25	58	.268
Slagle, Baltimore	115	411	69	110	12	3	2	134	16	24	.268
Byers, Baltimore	104	340	26	91	12	4	0	111	2	4	.268
Cassidy, Baltimore	86	310	29	83	7	3	0	96	11	10	.268
Zimmerman, Newark	46	178	20	47	2	4	1	60	6	7	.264
Jackson, Baltimore	137	475	68	125	17	15	3	181	19	23	.263
Wolverton, Newark	108	390	37	102	16	6	5	145	14	9	.262
McConnell, J.C.-Roch.	25	84	9	22	6	1	1	33	3	0	.262
Anderson, Prov.	127	467	47	122	21	2	2	153	9	26	.261
Kritchell, New.-Mont.	89	261	18	68	7	1	0	77	6	7	.261
Beecher, Rochester	37	66	6	17	2	0	0	19	1	1	.258
Lafitte, Providence	3	4	89	8	23	4	0	0	27	3	.258
Arndt, Providence	139	530	51	135	16	11	2	179	18	18	.255
Poland, Baltimore	100	362	37	92	10	3	1	111	19	20	.255
Clarke, Baltimore	35	134	21	34	5	3	1	48	6	4	.253
Batch, Rochester	145	492	56	124	19	3	0	149	23	27	.252
Mahling, Toronto	135	472	56	119	14	3	1	142	19	20	.252
Meyers, Newark	156	519	69	130	15	10	2	171	22	37	.250
Pattee, Rochester	155	564	70	141	15	4	3	173	29	37	.250
McDonald, Roch.-Tor.	98	356	48	89	15	4	0	112	12	13	.250
Hearne, Baltimore	59	156	8	39	5	0	0	44	1	3	.250
Lapp, Newark	51	148	12	37	6	2	0	47	1	2	.250
Catiz, Baltimore	37	108	11	27	3	1	0	32	1	5	.250
Shaw, Providence	30	108	14	27	2	2	0	33	0	4	.250
Klinck, Buffalo	12	36	3	9	0	0	0	9	4	0	.250
Smith, Buffalo	127	434	37	108	10	3	1	127	16	20	.249
Corcoran, Montreal	149	561	61	139	25	7	2	184	26	36	.248
Moeller, Jersey City	152	591	80	146	6	7	7	187	15	42	.247
Cockill, Montreal	141	523	52	129	15	4	3	161	13	27	.247
J. Jones, Montreal	135	484	32	119	23	1	2	150	17	16	.246
Flanagan, Roch.-Buff.	117	399	41	98	11	3	0	115	16	20	.246
Barger, Rochester	50	130	9	32	2	0	0	34	4	1	.246
Schmidt, Baltimore	66	221	20	54	4	2	0	62	5	5	.224
Phyle, Toronto	12	45	1	11	0	0	0	11	2	0	.244
Foster, Jersey City	148	536	50	130	14	10	6	182	13	37	.242
Clancy, Buffalo	128	476	58	115	14	11	1	154	28	20	.242
Casey, Montreal	118	398	44	96	9	1	0	107	12	10	.241
Sharpe, Newark	156	569	65	137	22	4	1	170	18	16	.241
O'Neill, Montreal	154	554	52	133	17	14	1	181	12	17	.240
Milligan, Jersey City	21	50	2	12	2	1	1	19	1	0	.240
Hanford, Jersey City	143	527	59	125	13	12	6	180	20	37	.237
Ritchey, Providence	62	219	16	52	6	1	0	60	6	2	.237
Schirm, Buffalo	139	521	72	123	17	6	1	155	13	51	.236
Mullen, Toronto	132	479	53	113	16	5	1	142	14	31	.236
Peterson, Providence	104	309	28	73	5	4	1	89	11	6	.236
Williams, Buffalo	51	149	15	35	1	3	0	42	8	6	.235
Brain, Buffalo	151	556	60	130	27	15	2	193	23	23	.234
Calhoun, Jersey City	146	538	45	126	17	1	0	145	29	11	.234
Goode, Toronto	38	141	14	33	7	0	1	43	4	6	.234
Maloney, Rochester	125	438	51	102	8	5	0	120	26	38	.233
McGinnity, Newark	56	130	7	30	3	0	0	33	7	4	.231
Lewis, Baltimore	126	447	32	103	8	3	0	117	15	14	.230
McAllister, Buffalo	81	257	14	59	6	3	0	71	4	7	.230
Spahr, Jersey City	78	222	20	51	8	2	4	75	9	4	.230
Ffeffer, Balt.-Tor.	75	220	18	50	12	1	0	64	4	7	.227
Burchell, Buffalo	26	66	7	15	0	1	0	17	7	1	.227

## INDIVIDUAL BATTING—Continued

Name and Club	G.	AB.	R.	H.	2B.	3B.	HR.	TB.	SH.	SB.	PC
Holly, Rochester .....	154	583	58	131	25	9	1	177	17	28	.225
Vandergrift, Toronto .....	74	231	17	52	12	0	0	64	6	5	.225
Fitzgerald, Prov. ....	84	264	15	59	7	7	1	83	6	4	.223
Cheek, Baltimore .....	43	130	12	29	1	0	0	30	4	3	.223
Wiedensaul, Toronto .....	138	482	52	106	14	1	1	125	28	27	.220
Rock, Providence.....	91	305	24	67	6	1	0	75	22	6	.220
Barry, Providence .....	32	79	5	17	2	0	0	19	4	1	.215
Joyce, Montreal .....	152	566	74	121	13	5	2	150	12	27	.214
Hannifin, Jersey City .....	150	533	48	114	19	3	5	154	31	25	.214
Esmond, Jersey City .....	85	285	21	61	7	2	0	72	8	8	.214
Louden, Newark.....	149	545	67	116	16	4	1	143	13	29	.213
Barberich, Providence .....	39	108	8	23	1	0	0	24	1	0	.213
Eley, Jersey City .....	106	388	52	82	5	5	6	115	6	15	.211
Schlafly, Newark .....	150	521	65	109	20	3	1	138	21	36	.209
Frick, Toronto .....	118	380	34	79	13	5	0	102	11	13	.208
Phelan, Providence .....	151	549	88	113	13	8	3	151	36	46	.206
Nattress, Buffalo .....	108	384	50	79	11	3	1	99	8	20	.206
Henley, Rochester .....	23	63	4	13	1	0	1	17	2	0	.206
Courtney, Providence .....	54	156	11	32	10	1	1	47	6	2	.205
Woods, Buffalo.....	98	315	26	64	7	2	0	75	14	13	.203
Merritt, Jersey City ..	58	168	11	34	1	1	0	37	6	3	.202
Anderson, Rochester .....	136	477	76	96	8	9	0	122	18	34	.201
Ryan, Buf.-Jersey C .....	99	309	21	62	7	2	0	73	16	2	.201
Butler, Rochester.....	76	253	16	50	9	0	0	59	3	3	.198
Stanley, Baltimore.....	27	41	3	8	3	0	0	11	1	0	.195
Wicker, Montreal .....	36	89	6	17	1	0	0	18	5	1	.191
Rudolph, Toronto .....	35	116	11	22	5	0	0	27	11	3	.190
Snyder, Rochester .....	22	42	6	8	1	1	0	11	1	0	.190
Winters, Montreal .....	60	160	11	30	3	3	0	39	5	1	.187
Starnagle, Tor.-Mont..	68	204	8	38	2	0	0	40	4	2	.186
Vaughn, Toronto .....	25	81	6	15	2	1	0	19	5	3	.185
Crisp, Newark.....	74	213	13	39	7	1	1	51	5	11	.183
Flather, Newark.....	33	60	4	11	4	0	0	15	1	1	.182
Blair, Newark .....	42	127	7	23	5	1	1	33	4	3	.181
Cross, Baltimore.....	62	205	13	37	1	2	0	42	11	11	.180
Dunn, Baltimore .....	100	319	34	57	8	4	0	73	18	9	.179
Wanner, Jersey City ..	11	39	2	7	0	1	0	9	1	1	.179
Clarke, Montreal .....	40	129	11	23	3	0	0	26	6	2	.178
Newton, Toronto .....	25	62	5	11	2	3	0	19	3	1	.177
Buelow, Montreal.....	19	46	4	8	1	0	0	9	0	0	.174
Chappelle, Rochester .....	21	52	4	9	0	1	1	14	0	0	.173
Adkins, Baltimore .....	48	110	10	19	3	0	0	22	10	1	.172
Vowinkel, Buffalo .....	47	122	11	21	3	0	0	24	1	2	.172
Brady, Newark.....	26	70	3	12	1	0	0	13	1	1	.170
Fallon, Mont.-Tor. ....	46	156	8	26	3	1	0	31	4	8	.167
McGinley, Toronto.....	41	108	7	18	4	1	1	27	8	4	.167
Hessler, Buffalo .....	27	90	8	15	0	0	1	18	6	5	.167
Zimmerman, Jersey C. ..	16	54	3	9	0	0	0	9	1	0	.167
Goettell, Jersey City ..	13	30	1	5	0	0	0	5	1	0	.167
Colvin, Montreal.....	76	232	11	38	5	1	2	51	9	0	.164
Sitton, Jersey City .....	31	86	3	14	1	1	0	17	2	0	.163
Savidge, Montreal .....	28	84	4	13	2	0	0	15	2	0	.155
McCloskey, Balt. ....	25	62	4	9	1	0	1	13	2	1	.145
Frill, Newark .....	34	80	4	11	2	0	0	13	6	0	.138
Cronin, Providence .....	33	77	5	11	2	0	0	13	3	1	.143
Pearson, Baltimore .....	32	65	2	9	1	0	0	10	2	1	.138
Lavender, Prov. ....	35	97	4	13	0	0	0	13	2	0	.134
Dessau, Baltimore .....	44	130	7	17	2	0	1	22	8	1	.131
Manser, Jersey City ..	29	84	4	11	1	0	0	12	0	0	.131

## INDIVIDUAL BATTING—Continued

Name and Club	G.	AB.	R.	H.	2B.	3B.	HR.	TB.	SH.	SB.	PC.
Kissinger, Buffalo .....	44	109	6	14	3	0	0	17	5	3	.129
Mueller, Newark.....	65	149	12	19	3	0	0	22	3	6	.128
McDonough, Jersey C.	22	63	4	8	0	0	0	8	4	0	.127
Smith, Montreal .....	37	89	7	11	1	0	0	12	6	0	.124
Ford, Jersey City .....	34	92	4	11	3	1	0	16	7	0	.119
Keefe, Montreal .....	38	85	7	10	4	0	0	14	4	0	.117
Knapp, Buffalo.....	16	43	5	5	0	0	0	5	0	2	.116
Waller, Jersey City ....	20	56	1	6	0	0	1	9	3	0	.107
Allison, Buffalo.....	13	20	2	2	0	0	0	2	0	0	.100
Kellogg, Toronto .....	18	42	1	4	0	0	0	4	2	0	.095
Parkins, Newark .....	26	57	3	5	0	0	0	5	0	0	.088
Malarkey, Buffalo .....	31	72	4	6	0	0	0	6	9	0	.083
Holmes, Rochester.....	39	86	7	7	0	0	0	7	2	0	.081
Taylor, Buffalo .....	40	91	2	7	0	1	0	9	3	0	.077

## CLUB BATTING

Club	G	AB.	R.	H.	2B.	3B.	HR.	SH.	SB	PC.
Toronto .....	154	5063	542	1247	185	49	17	181	187	.246
Rochester .....	154	5076	559	1231	184	52	26	172	210	.243
Providence .....	154	5013	539	1216	143	56	10	173	238	.243
Baltimore .....	156	5073	544	1232	143	65	13	188	176	.243
Newark .....	156	5038	555	1178	192	47	22	176	221	.234
Montreal .....	154	5021	473	1129	156	46	12	154	160	.225
Buffalo .....	153	4925	511	1107	131	65	9	196	216	.225
Jersey City .....	154	5039	476	1108	115	55	38	177	194	.220

## INDIVIDUAL FIELDING

## First Basemen

Name and Club	G.	PO.	A.	E.	PC.
McConnell, Rochester .....	12	102	5	0	1.000
Sharpe, Newark .....	156	1659	135	10	.994
Cockill, Montreal .....	141	1367	139	14	.991
Ganzel, Rochester .....	114	1220	71	12	.991
Ryan, Buffalo-Jersey City .....	11	98	6	1	.990
Arndt, Providence .....	23	248	15	3	.989
Woods, Jersey City-Buffalo .....	6	65	3	1	.986
Calhoun, Jersey City .....	146	1507	107	25	.985
Cassidy, Baltimore.....	85	788	52	13	.985
Starnagle, Toledo-Montreal .....	15	125	7	2	.985
Houser, Toronto.....	150	1659	84	32	.982
Clancy, Buffalo.....	127	1313	63	21	.980
Erwin, Rochester .....	12	92	8	2	.980
Anderson, Providence .....	113	1121	73	25	.979
Brain, Buffalo.....	20	232	16	7	.973
Courtney, Providence .....	17	161	8	5	.971
Schmidt, Baltimore .....	56	543	42	18	.970
Hearne, Baltimore .....	20	164	11	6	.967
Peterson, Providence.....	7	53	2	2	.965
Simmons, Rochester .....	24	214	25	9	.964
Merritt, Jersey City .....	8	42	6	3	.941

## INDIVIDUAL FIELDING—Continued

## Second Basemen

Name and Club	G.	PO.	A.	E.	PO.
Grimshaw, Toronto .....	10	23	27	0	1.000
Ritchey, Providence .....	62	122	155	3	.989
Smith, Buffalo .....	124	217	299	20	.963
Pattee, Rochester.....	155	323	330	26	.962
Gardner, Jersey City .....	95	174	260	17	.962
Lewis, Baltimore .....	28	63	89	6	.962
Londrigan, Jersey City .....	9	20	30	2	.962
Woods, Jersey City-Buffalo .....	11	20	26	2	.958
Williams, Buffalo .....	5	8	14	1	.957
Strang, Baltimore .....	34	106	110	10	.956
Schlaflly, Newark .....	150	285	333	29	.955
Wanner, Jersey City .....	11	28	34	3	.954
Mullen, Toronto .....	130	292	367	36	.948
Dunn, Baltimore .....	83	172	226	22	.948
Corcoran, Montreal .....	149	410	453	56	.939
Rock, Providence.....	38	65	93	11	.935
Esmond, Jersey City .....	8	10	17	2	.931
Catiz, Baltimore.....	13	35	26	5	.924
Peterson, Providence.....	12	20	29	4	.924
Hannafin, Jersey City .....	39	91	96	16	.921
Loudenslager, Newark.....	5	7	4	1	.917
Arndt, Providence .....	33	69	66	13	.912
Shaw, Providence.....	14	30	34	9	.877
McDonald, Rochester-Toronto.....	13	28	26	8	.871
Klinck, Buffalo.....	11	17	20	6	.860

## Third Basemen

Merritt, Jersey City .....	10	7	18	0	1.000
Mueller, Newark.....	7	9	10	0	1.000
Zimmerman, Newark.....	46	63	98	5	.970
Frick, Toronto .....	103	118	256	18	.954
Brain, Buffalo.....	131	200	289	26	.950
Woods, Jersey City-Buffalo .....	51	104	138	13	.949
Casey, Montreal .....	106	130	207	20	.944
Batch, Rochester .....	34	42	75	7	.944
Winters, Montreal .....	10	15	19	2	.944
Colvin, Montreal.....	38	31	74	7	.937
Wolverton, Newark .....	108	111	243	24	.936
Phyle, Toronto .....	12	18	21	3	.929
Courtney, Providence .....	29	24	52	6	.927
Esmond, Jersey City .....	72	116	173	23	.926
Arndt, Providence .....	80	114	153	23	.921
Rock, Providence.....	26	32	49	7	.920
Hannafin, Jersey City .....	74	75	157	21	.917
Catiz, Baltimore .....	17	26	28	5	.915
Hall, Baltimore .....	136	201	213	40	.912
Simmons, Rochester .....	92	104	146	26	.906
Shaw, Providence.....	15	17	34	6	.895
McDonald, Rochester-Toronto.....	58	63	113	23	.884
Poland, Baltimore .....	6	7	8	2	.882
Wiedensaul Toronto .....	14	11	21	6	.842

## Shortstops

Frick, Toronto .....	10	22	30	2	.963
Woods, Jersey City-Buffalo .....	41	90	123	12	.947
Batch, Rochester .....	9	19	27	3	.939



## INDIVIDUAL FIELDING, Shortstops—Continued

Name and Club	G.	PO.	A.	E.	PC.
Rock, Providence.....	29	50	98	10	.937
O'Hara, Jersey City.....	7	18	27	3	.937
Blackburn, Providence.....	121	271	391	46	.935
Holly, Rochester.....	149	343	448	58	.932
Yeager, Montreal.....	128	239	323	42	.930
Vaughn, Toronto.....	23	33	67	9	.917
Cross, Baltimore.....	62	128	197	30	.915
Nattress, Buffalo.....	107	269	314	55	.914
Lewis, Baltimore.....	98	207	265	45	.913
Mahling, Toronto.....	123	265	391	66	.909
Louden, Newark.....	147	314	331	70	.902
Foster, Jersey City.....	148	288	360	85	.884
Mueller, Newark.....	12	8	29	5	.881
Colvin, Montreal.....	29	41	68	17	.865

## Outfielders

Fallon, Montreal-Toronto.....	41	84	3	0	1.000
Anderson, Providence.....	12	23	2	0	1.000
Lee, Toronto.....	22	40	4	0	1.000
Dunn, Baltimore.....	11	19	3	0	1.000
Winters, Montreal.....	7	17	1	0	1.000
Merritt, Jersey City.....	7	10	2	0	1.000
Holly, Rochester.....	5	15	1	0	1.000
Williams, Buffalo.....	5	4	1	0	1.000
Thomas, Toronto.....	5	3	0	0	1.000
Kelley, Toronto.....	95	191	13	1	.995
Schirm, Buffalo.....	139	361	15	6	.984
Anderson, Rochester.....	134	269	8	5	.982
Wiedensaul, Toronto.....	124	245	12	5	.981
Grimshaw, Toronto.....	109	189	14	5	.976
McDonald, Rochester-Toronto.....	23	33	6	1	.975
Phelan, Providence.....	151	285	11	8	.974
Hannifin, Jersey City.....	31	34	3	1	.974
Batch, Rochester.....	98	173	14	6	.969
Jones, Montreal.....	134	306	13	12	.964
Joyce, Montreal.....	152	324	18	14	.961
Slagle, Baltimore.....	115	244	5	10	.961
Osborn, Rochester.....	64	111	11	5	.961
Moran, Providence.....	149	286	27	13	.960
Flanagan, Rochester-Buffalo.....	106	180	13	8	.960
O'Neil, Montreal.....	154	227	23	11	.958
Kelly, Newark.....	156	266	16	14	.953
Gettman, Newark.....	149	288	16	15	.953
Hoffman, Providence.....	150	212	19	12	.951
Jackson, Baltimore.....	134	243	11	13	.951
Eley, Jersey City.....	105	151	14	9	.948
Poland, Baltimore.....	97	168	12	10	.947
Simmons, Rochester.....	18	18	0	1	.947
Pfeffer, Baltimore-Toronto.....	38	62	8	4	.946
Maloney, Rochester.....	125	241	16	15	.945
Meyers, Newark.....	156	271	32	18	.944
Collins, Buffalo.....	31	44	5	3	.942
Clarke, Baltimore.....	35	57	5	4	.939
Casey, Montreal.....	8	14	2	1	.937
Goode, Toronto.....	37	64	3	5	.931
McAllister, Buffalo.....	8	12	1	1	.929
Moeller, Jersey City.....	152	316	15	26	.927

## INDIVIDUAL FIELDING, Outfielders—Continued

	G.	PO.	A.	E.	PC
Strang, Baltimore .....	63	92	6	8	.925
Hanford, Jersey City .....	143	243	10	21	.923
Gray, Jersey City .....	7	12	0	1	.923
White, Newark .....	5	12	0	1	.923
Knapp, Buffalo.....	9	9	1	1	.909
Hessler, Buffalo .....	27	25	1	3	.897
Zimmerman, Jersey City .....	15	24	2	4	.867
Mahling, Toronto .....	7	4	1	1	.833
Kustus, Rochester .....	7	4	0	1	.800

## Pitchers

Pfeffer, Baltimore-Toronto .....	31	15	50	0	1.000
Goettell, Jersey City .....	12	1	29	0	1.000
Bills, Baltimore .....	10	8	18	0	1.000
Moffitt, Toronto .....	9	1	21	0	1.000
Schmidt, Baltimore .....	8	2	14	0	1.000
Knapp, Buffalo.....	5	1	8	0	1.000
Taylor, Buffalo .....	39	16	106	1	.992
McGinley, Toronto.....	40	14	104	1	.986
Barger, Rochester .....	45	35	107	3	.979
Ford, Jersey City .....	32	27	67	3	.969
Merritt, Jersey City .....	30	29	87	4	.967
Lafitte, Providence .....	33	15	100	4	.966
Manser, Jersey City .....	27	15	69	3	.966
Henley, Rochester .....	23	17	68	3	.966
Vowinkle, Buffalo .....	42	26	110	5	.965
Ragon, Rochester.....	9	5	21	1	.963
Rudolph, Toronto .....	42	24	96	5	.960
Hardy, Providence.....	9	1	22	1	.958
Flater, Newark.....	29	9	56	3	.956
Brady, Newark.....	22	8	57	3	.956
Lavender, Providence .....	35	16	110	6	.955
Allison, Buffalo.....	13	0	20	1	.953
Barberich, Providence.....	37	23	96	6	.952
Wicker, Montreal .....	29	20	59	4	.952
Savidge, Montreal .....	26	7	73	4	.952
Akdins, Baltimore .....	48	15	122	7	.951
Barry, Providence .....	32	8	69	4	.951
Lee, Toronto .....	12	3	15	1	.947
Desseau, Baltimore .....	44	29	94	7	.946
Chappelle, Rochester .....	21	8	43	3	.944
Waller, Jersey City .....	20	8	26	2	.944
Burchell, Buffalo .....	19	3	31	2	.944
Pearson, Baltimore .....	29	6	44	3	.943
Maroney, Baltimore.....	5	4	12	1	.941
Parkins, Newark.....	26	8	54	4	.939
Mueller, Newark.....	40	21	85	7	.938
Sitton, Jersey City .....	30	5	56	4	.938
Holmes, Rochester.....	39	11	63	5	.937
Ferry, Jersey City .....	7	1	14	1	.937
Kellogg, Toronto .....	18	7	34	3	.932
Frill, Newark .....	34	12	67	6	.929
Kissinger, Buffalo .....	44	32	106	11	.926
McConnell, Rochester .....	15	4	34	3	.923
Malarkey, Buffalo .....	31	9	71	7	.920
Cronin, Providence .....	33	10	66	7	.916
McGinnity, Newark .....	55	30	132	15	.915

## INDIVIDUAL FIELDING, Pitchers—Continued

Name and Club	G.	PO.	A.	E.	PC.
McCloskey, Baltimore .....	25	10	41	5	.911
Winters, Montreal .....	35	27	105	13	.910
Slime, Providence .....	7	0	20	2	.910
Beecher, Rochester .....	34	16	44	6	.909
Stanley, Baltimore.....	27	9	29	4	.905
Smith, Montreal .....	37	16	75	10	.901
Milligan, Jersey City .....	14	3	24	3	.900
Keefe, Montreal .....	38	22	76	11	.899
Snyder, Rochester .....	22	7	27	4	.895
Rogers, Montreal .....	5	1	6	1	.875
Jones, Montreal .....	9	7	10	3	.850
Durham, Toronto.....	5	4	13	3	.850
Newton, Toronto .....	25	4	61	15	.813

## Catchers

Name and Club	G.	PO.	A.	E.	PB.	PC.
Woods, Jersey City-Buffalo .....	18	66	29	1	3	.990
Blair, Newark .....	38	208	46	4	2	.984
Starnagle, Toronto-Montreal .....	54	224	69	5	5	.983
Hearne, Baltimore .....	27	132	25	6	4	.977
Wilson, Providence .....	6	35	7	1	1	.977
Ryan, Buffalo-Jersey City .....	82	365	138	13	5	.975
Clarke, Montreal.....	41	184	49	6	6	.975
Peterson, Providence.....	76	377	71	12	6	.974
Spahr, Jersey City .....	72	325	73	11	9	.973
Cheek, Baltimore .....	43	178	58	7	5	.971
Butler, Rochester.....	75	353	91	14	7	.969
McAllister, Buffalo.....	64	265	112	12	11	.969
Lapp, Newark.....	41	210	37	8	4	.969
McDonald, Jersey City .....	22	109	17	4	7	.969
Fitzgerald, Providence .....	77	352	87	15	11	.967
Krichell, Newark-Montreal.....	82	355	89	17	5	.963
Byers, Baltimore .....	94	417	128	22	13	.961
Erwin, Rochester .....	87	431	134	24	8	.959
Williams, Buffalo .....	34	140	64	9	4	.958
Crisp, Newark.....	64	258	65	15	11	.956
Vandergrift, Toronto .....	69	303	100	20		.953
Knotts, Buffalo-Jersey City .....	26	113	39	8	6	.950
Mitchell, Toronto .....	92	353	108	26	9	.947
Buelow, Montreal.....	19	60	15	6	3	.926

## CLUB FIELDING

Club	G.	PO.	A.	E.	PC.
Buffalo .....	153	4067	2014	245	.960
Rochester .....	154	4265	1881	264	.959
Newark .....	156	4189	1877	263	.958
Providence .....	154	4064	1880	268	.957
Toronto .....	154	4195	2041	288	.956
Montreal .....	154	4117	1971	280	.955
Jersey City .....	154	4104	1915	320	.950
Baltimore .....	156	4141	1837	322	.949

## PITCHERS' RECORDS

Name and Club	G.	W.	L.	Inn.	R.	H.	BB.	SO.	WP.	HB.	PC.
McConnell, Rochester	13	9	3	106	24	72	22	74	3	9	.750
Ragon, Rochester.....	9	6	2	70	9	48	11	35	1	3	.750
Cronin, Providence ...	33	16	8	260	79	185	50	112	0	6	.667
Barberich, Providence	37	20	11	289	80	216	67	108	5	6	.645
McGinnity, Newark ..	55	29	16	422	105	297	78	195	4	13	.644
Barger, Rochester .....	45	23	13	328	81	254	82	128	7	16	.639
McGinley, Toronto.....	40	22	13	327	103	284	62	105	4	3	.629
Beecher, Rochester ....	34	10	6	173	79	183	21	55	1	2	.625
Rudolph, Toronto .....	42	23	14	326	101	261	50	116	6	7	.622
Snyder, Rochester .....	22	6	4	116	48	104	34	48	7	8	.600
Schmidt, Baltimore ..	8	3	2	51	27	53	18	10	1	0	.600
Sline, Providence .....	7	3	2	46	16	43	16	23	1	2	.600
Mueler, Newark .....	40	16	11	242	90	204	88	123	8	10	.593
Holmes, Rochester.....	39	16	11	235	82	198	78	118	4	8	.593
Pfeffer, Balt.-Tor.....	31	14	10	211	77	173	76	100	5	2	.583
Lee, Toronto .....	12	4	3	86	32	76	14	23	1	3	.571
Winters, Montreal .....	35	15	12	253	92	204	41	71	2	5	.556
Brady, Newark.....	22	10	8	160	71	162	34	82	3	5	.556
Frill, Newark .....	34	16	13	248	92	213	58	105	3	7	.552
Newton, Toronto .....	25	12	10	172	66	132	66	97	3	13	.545
Lafitte, Providence ....	33	13	11	232	76	197	48	100	2	8	.542
Malarkey, Buffalo .....	31	13	11	229	74	193	49	80	4	4	.542
Henley, Rochester .....	23	10	9	169	56	141	75	59	5	7	.526
Adkins, Baltimore ....	48	21	19	337	137	320	75	132	2	9	.525
Smith, Montreal .....	37	15	14	274	123	219	119	94	3	9	.517
Dessau, Baltimore .....	44	18	17	359	152	333	136	189	7	6	.514
Vowinkle, Buffalo .....	42	16	16	304	126	287	79	71	1	6	.500
Merritt, Jersey City ..	30	14	14	233	90	183	49	118	5	5	.500
Ford, Jersey City .....	32	13	13	276	74	172	78	189	8	7	.500
Goettell, Jersey City ..	12	3	3	72	32	60	28	20	2	5	.500
Bills, Baltimore .....	10	3	3	59	36	66	11	21	1	7	.500
Kissinger, Buffalo .....	44	18	19	309	100	271	74	125	4	6	.486
Taylor, Buffalo .....	39	16	18	313	93	250	81	161	7	11	.470
Flater, Newark .....	29	8	9	155	69	148	46	48	4	15	.470
Barry, Providence .....	32	11	13	213	65	154	53	102	7	4	.458
Sitton, Jersey City ....	30	11	13	219	87	173	77	89	7	8	.458
Lavender, Prov. ....	35	14	17	244	102	223	94	103	6	14	.452
Wicker, Montreal .....	29	11	14	234	90	235	69	79	6	0	.440
Manser, Jersey City ..	27	10	13	216	83	157	69	83	9	5	.435
Chappelle, Rochester ..	21	9	12	138	57	144	30	51	3	4	.429
Parkins, Newark .....	26	6	8	155	54	129	38	49	2	3	.429
Savidge, Montreal .....	26	11	15	260	83	217	50	95	4	2	.423
Keefe, Montreal .....	38	13	18	271	99	226	60	122	4	16	.419
Burchell, Buffalo .....	19	6	9	145	70	105	60	70	6	5	.400
Allison, Buffalo.....	13	2	3	70	35	82	19	18	1	3	.400
McCloskey, Balt. ....	25	7	11	171	97	187	59	56	3	9	.389
Milligan, Jersey City ..	14	5	8	115	55	106	41	45	1	5	.385
Pearson, Baltimore ....	29	8	13	175	73	161	50	62	2	8	.381
Jones, Montreal .....	9	3	6	82	27	62	16	33	3	2	.333
Rogers, Montreal .....	5	1	2	20	17	24	12	8	1	2	.333
Waller, Jersey City ....	20	6	14	162	66	136	42	68	6	8	.300
Kellogg, Toronto .....	18	4	10	120	59	88	73	53	7	5	.286
Moffitt, Toronto .....	9	1	4	45	29	53	11	10	0	2	.200
Stanley, Baltimore.....	27	3	14	134	61	127	47	64	2	5	.176
Hardy Providence.....	9	1	5	44	23	53	17	13	2	2	.167
Ferry, Jersey City .....	7	1	5	38	16	29	7	16	1	2	.167
Durham, Toronto.....	5	0	4	37	35	52	15	9	0	1	.000
Maroney, Baltimore....	5	0	4	35	27	46	9	16	2	2	.000



PACIFIC COAST LEAGUE

STANDING OF CLUBS AT CLOSE OF SEASON

Club	SF.	Port.	LA.	Sac.	Oak.	Ver.	Won	PC.
San Francisco .....	.....	23	27	24	30	28	132	.622
Portland .....	16	.....	23	22	26	25	112	.563
Los Angeles .....	18	22	.....	24	25	29	118	.549
Sacramento .....	18	14	14	.....	22	29	97	.475
Oakland .....	16	13	20	19	.....	20	88	.413
Vernon .....	12	15	13	18	22	.....	680	.379
Lost .....	80	87	97	107	125	131		

INDIVIDUAL BATTING

Name and Club	G.	AB.	R.	H.	2B.	3B.	HR.	SB.	SH.	PC.
Miller, San Francisco .....	60	219	35	76	11	1	3	12	6	.347
Stewart, San Francisco .....	10	22	2	7	1	1	0	0	0	.318
Melchior, San Francisco .....	195	692	77	206	38	4	5	27	17	.298
Hitt, Vernon .....	50	151	7	42	6	0	0	0	5	.298
Claire, Oakland .....	11	37	4	11	1	0	0	1	2	.297
Johnson, Portland .....	205	665	108	195	41	6	13	45	29	.293
Myers, Sacramento .....	76	281	29	82	6	2	0	21	17	.291
Zeider, San Francisco .....	189	705	141	204	42	6	2	93	22	.289
Beall, Los Angeles .....	181	626	92	181	33	7	6	34	22	.289
Murphy, Oakland .....	112	435	43	125	15	6	0	13	9	.287
Martinke, Vernon .....	210	735	72	210	34	5	3	38	35	.286
Truesdale, Oakland .....	26	95	7	27	2	0	0	7	3	.284
Grandil, Sacramento .....	206	758	95	214	30	16	7	27	19	.282
Griffin, San Francisco .....	33	96	14	27	4	2	1	2	8	.281
Corbett, San Francisco .....	12	32	1	9	3	0	0	0	1	.281
D. Lewis, Oakland .....	200	748	72	209	28	7	9	24	37	.279
McCay, Vernon-Oakland .....	100	350	42	96	10	2	1	23	24	.274
McCredie, Portland .....	183	607	70	165	23	6	2	17	26	.272
Coy, Vernon .....	135	421	39	114	18	0	6	16	6	.271
Cameron, Oakland .....	189	669	54	177	20	4	6	15	27	.265
Mundorff, San Francisco .....	102	320	37	85	16	2	0	14	17	.265
Maggert, Oakland .....	59	211	26	56	13	1	1	4	4	.265
Daley, Los Angeles .....	198	682	111	180	18	7	2	63	22	.264
Hogan, Oakland .....	207	773	95	203	50	4	11	25	13	.263
Davis, San Francisco .....	65	236	34	62	6	2	1	14	8	.263
Zamlock, Sacramento .....	43	126	18	33	6	1	0	7	5	.262
Bernard, Vernon .....	120	437	43	114	11	6	2	13	12	.261
Henley, San Francisco .....	46	142	15	37	5	1	2	1	3	.261
Fisher, Portland .....	123	414	43	107	16	3	5	8	5	.258
House, Sacramento .....	121	423	40	109	13	3	3	22	6	.258
Graney, Portland .....	137	385	48	97	14	9	3	12	22	.252
Kennedy, Portland .....	62	202	28	51	12	3	1	9	6	.252
Flanagan, Sacramento .....	168	617	63	155	26	4	0	18	22	.251
D. Brown, Vernon .....	66	211	16	53	10	3	0	5	1	.251
Wheeler, Los Angeles .....	141	428	63	107	24	4	2	20	19	.250
Fournier, Portland .....	17	28	2	7	2	1	0	2	2	.250
Bodie, San Francisco .....	157	543	62	135	41	6	10	9	26	.249
Brashear, Vernon .....	201	711	82	175	37	1	2	27	30	.246
Whalen, Sacramento .....	50	134	8	33	5	2	0	4	4	.246
Carroll, Oakland .....	149	526	72	129	19	2	0	30	38	.245
Berry, San Francisco .....	166	577	61	141	19	2	1	21	27	.244
Delmas, Los Angeles .....	215	740	57	180	31	6	8	27	26	.243
Dillon, Los Angeles .....	119	416	44	101	14	5	1	12	18	.243

## INDIVIDUAL BATTING—Continued

Name and Club	G.	AB.	R.	H.	2B.	3B.	HR.	SB.	SH.	PC.
J. Williams, San Francisco	84	281	22	68	9	3	0	4	21	.242
Koestner, Los Angeles	45	133	7	32	4	2	0	5	5	.241
Raymer, Sacramento	185	671	40	161	19	2	0	16	32	.240
Howard, Los Angeles	171	596	53	143	24	6	5	26	31	.240
Shinn, Sacramento	204	758	102	181	18	9	2	73	11	.239
Stovall, Vernon	196	765	82	181	24	2	0	42	19	.237
Speas, Portland	174	609	65	144	14	5	0	21	35	.236
Jansing, Sacramento	103	331	34	78	15	4	3	6	16	.236
Thomas, Oakland	36	107	8	25	6	1	1	0	4	.234
Ross, Los Angeles	126	404	44	94	11	1	0	16	16	.233
Ryan, Portland	145	538	66	125	23	8	4	21	24	.232
Doyle, Sacramento	97	720	67	166	19	9	1	26	58	.231
Haley, Vernon	157	515	55	119	9	4	1	42	23	.231
Tennant, San Francisco	188	692	63	159	29	3	2	28	37	.230
Graham, Sacramento	101	302	22	69	10	0	0	7	8	.228
J. Lewis, San Francisco	97	303	30	69	1	0	0	28	28	.228
Cutshaw, Oakland	66	250	18	57	8	1	0	7	6	.228
Thompson, Los Angeles	31	79	11	18	2	0	1	1	4	.228
Godwin, Los Angeles	191	687	88	154	17	4	0	51	55	.224
J. Smith, Los Angeles	212	754	65	168	22	0	3	47	31	.223
Ort, Portland	202	682	54	152	21	7	1	39	34	.223
Eagan, Vernon	188	647	65	144	27	2	9	14	16	.223
R. Williams, San Francisco	114	345	36	77	14	2	0	13	15	.223
Caffyn, Vernon	58	229	26	51	9	2	3	7	5	.223
McHale, Sacramento	14	54	5	12	1	0	0	3	1	.222
Van Haltren, Oakland	55	192	14	42	3	1	0	8	7	.219
Olson, Portland	206	797	96	171	17	5	0	54	38	.215
Ragan, Oakland	89	290	19	62	8	0	0	12	11	.214
Lalonde, Oak.-Sac.	142	417	28	89	14	3	0	9	18	.213
Murray, Portland	18	57	2	12	2	0	0	0	1	.211
Cooney, Portland	76	310	29	65	11	1	0	13	3	.210
Christian, Oakland	102	281	30	59	2	1	0	9	14	.210
Tozer, Los Angeles	47	138	15	29	3	0	2	3	9	.210
Eastley, San Francisco	42	113	11	23	6	0	0	3	7	.204
Thorsen, Los Angeles	38	103	5	21	1	1	0	3	5	.204
Breen, Portland	130	459	52	93	12	7	1	29	28	.203
Armbruster, Portland	78	202	21	41	10	0	0	4	8	.203
Kelly, Oakland	67	236	23	48	9	0	0	10	9	.203
Hosp, Los Angeles	45	148	14	30	5	3	2	9	6	.203
McKune, Oakland	143	511	28	102	12	1	0	8	20	.200
Guyn, Portland	51	115	9	23	4	0	0	2	6	.200
Fitzgerald, Sacramento	43	120	4	24	3	1	1	1	6	.200
C. Lewis, Oakland	118	338	25	67	2	0	0	7	18	.198
Darringer, Sacramento	68	233	22	46	2	2	0	16	32	.198
Willis, San Francisco	34	96	8	19	6	0	0	2	8	.198
McArdle, San Francisco	207	690	64	136	18	10	0	18	28	.197
Mohler, San Francisco	184	607	86	117	20	5	1	58	59	.193
Devereaux, Vernon	68	217	20	41	9	1	0	4	10	.189
Hogan, Vernon	128	381	15	70	13	1	1	2	15	.184
Baum, Sacramento	51	134	6	24	7	2	0	1	1	.179
Mott, Vernon	150	470	39	84	13	6	1	18	33	.178
Kinkel, Vernon	49	131	8	23	3	0	0	6	4	.176
Graham, Vernon	40	137	5	24	1	0	0	3	2	.175
Willett, Portland-Vernon	46	110	8	19	2	2	0	6	0	.173
Orendorf, Los Angeles	156	449	34	77	9	1	2	9	33	.171
H. Smith, Los Angeles	56	146	13	25	4	3	0	4	6	.171
Browning, San Francisco	53	140	16	24	1	0	0	2	10	.171
Boice, Oakland	52	137	12	23	1	1	0	1	3	.168
Adams, Vernon-Sacramento	39	121	16	20	3	3	0	8	3	.165

## INDIVIDUAL BATTING—Continued

Name and Club	G.	AB.	R.	H	2B	3B	HR	SB	SH	PC.
Nagle, Los Angeles .....	38	112	12	18	5	0	0	3	8	.161
Wolfe, Los Angeles .....	11	44	4	7	2	0	0	0	0	.159
Carson, Portland .....	61	143	10	22	2	0	0	1	11	.155
Byrnes, Sacramento-Oak ....	104	421	30	65	4	0	0	17	14	.154
F. Brown, Sacramento .....	48	125	12	19	2	3	0	3	5	.152
Schafer, Vernon .....	43	132	10	20	2	1	0	1	5	.152
Harkins, Vernon .....	23	59	4	9	5	0	0	2	3	.150
Tonneson, Oakland .....	47	113	7	17	4	1	1	0	3	.150
Vance, Vernon .....	20	54	3	8	1	0	0	0	2	.148
Heister, Sacramento .....	29	88	8	13	1	1	0	3	1	.148
Ehman, Sacramento .....	49	135	15	19	2	3	2	0	2	.141
Garrett, Portland .....	51	129	8	18	3	0	0	0	14	.140
Wiggs, Oakland .....	51	143	10	20	3	0	2	2	1	.140
Johnson, Oakland .....	16	51	2	7	1	0	0	0	0	.137
Maire, Oakland .....	14	30	2	4	0	0	0	0	1	.133
Briswalter, Los Angeles .....	29	68	5	9	1	0	0	0	10	.132
Raleigh, Vernon .....	11	23	0	3	0	0	0	0	2	.130
Nelson, Oakland .....	41	96	5	12	1	0	0	0	2	.125
Durham, San Francisco .....	13	32	1	4	2	0	0	0	0	.125
Breyette, Oakland .....	24	77	5	9	2	1	0	5	6	.116
Harkness, Portland .....	62	153	5	17	1	0	0	0	6	.111
Breckenridge, Vernon .....	40	111	9	11	2	1	0	2	5	.099
Seaton, Portland .....	12	27	2	2	0	0	0	1	2	.074
Quigley, Oakland .....	14	36	5	2	0	0	0	1	0	.056

## INDIVIDUAL FIELDING

## First Basemen

Name and Club	G	PO.	A.	E.	PC.
Hogan, Oakland .....	10	85	11	0	1.000
Dillon, Los Angeles .....	119	1203	91	9	.993
D. Lewis, Oakland .....	17	197	8	3	.986
Myers, Sacramento .....	76	744	33	16	.980
Beall, Los Angeles .....	51	483	22	10	.980
Tennant, San Francisco .....	188	1905	139	46	.978
R. Williams, San Francisco .....	36	330	24	8	.978
Ort, Portland .....	165	1513	103	39	.976
Gandil, Sacramento .....	129	1225	89	32	.976
Kennedy, Portland .....	62	491	18	13	.97e
Brashear, Vernon .....	201	1934	188	63	.971
Cameron, Oakland .....	189	1564	162	41	.971
Wheeler, Los Angeles .....	51	403	39	18	.961

## Second Basemen

Cutshaw, Oakland .....	66	194	193	17	.982
Raymer, Sacramento .....	185	480	542	36	.975
Mohler, San Francisco .....	184	543	566	40	.965
Bernard, Vernon .....	31	98	94	9	.953
Haley, Vernon .....	137	441	323	39	.951
Wheeler, Los Angeles .....	45	116	122	14	.944
I. Howard, Los Angeles .....	171	435	499	59	.941
Cooney, Portland .....	76	222	225	30	.937
Eagan, Vernon .....	49	94	128	15	.937
Zeider, San Francisco .....	35	80	91	12	.934
Breen, Portland .....	131	309	322	47	.931
Doyle, Sacramento .....	11	15	35	4	.926
McCay, Oakland .....	31	81	80	15	.915

## INDIVIDUAL FIELDING, Second Baseman—Continued

Name and Club	G.	PO.	A.	E.	PC.
Graham, Vernon, .....	14	27	25	5	.912
Christian, Oakland.....	29	69	72	14	.910
McKune, Oakland.....	29	57	66	13	.904
Ragan, Oakland .....	18	40	45	9	.904
Truesdale, Oakland .....	26	47	69	20	.853

## Third Basemen

J. Smith, Los Angeles .....	212	306	560	53	.942
Darringer, Sacramento .....	68	92	146	15	.941
Zeider, San Francisco .....	144	246	328	37	.939
Hogan, Oakland .....	194	270	473	52	.935
Doyle, Sacramento.....	24	34	43	6	.928
McCay, Oakland.....	14	22	27	4	.925
Johnson, Portland .....	204	279	378	57	.920
Jansing, Sacramento .....	103	107	193	32	.912
Mott, Vernon .....	150	220	356	57	.910
Devereaux, Vernon .....	54	70	123	21	.901
Heister, Sacramento .....	16	36	14	6	.893
Mundorff, San Francisco .....	102	112	174	40	.877

## Shortstops

McKune, Oakland .....	112	184	319	27	.949
Olson, Portland .....	206	499	728	90	.932
Devereaux, Vernon .....	14	22	43	5	.929
Delmas, Los Angeles .....	215	460	729	93	.927
McArdle, San Francisco .....	209	411	685	93	.922
Bernard, Vernon .....	24	52	80	12	.917
Eagan, Vernon .....	139	240	447	66	.912
Shinn, Sacramento.....	204	379	565	98	.907
McCay, Oakland-Vernon.....	55	140	152	32	.901
Breyette, Oakland .....	24	41	68	12	.901
Ragan, Oakland .....	71	110	254	45	.890
Claire, Oakland.....	11	18	19	7	.841

## Outfielders

McHale, Sacramento .....	14	22	3	0	1,000
Wheeler, Los Angeles .....	1	15	4	0	1,000
Melchoir, San Francisco .....	195	275	31	6	.981
Beall, Los Angeles .....	131	210	30	8	.968
J. Lewis, San Francisco.....	97	193	12	7	.967
D. Lewis, Oakland.....	183	322	32	13	.965
Davis, San Francisco.....	65	131	4	5	.964
Murphy, Oakland.....	112	160	25	7	.964
Godwin, Los Angeles .....	191	381	24	16	.962
Van Haltren, Oakland.....	55	95	5	4	.962
House, Sacramento .....	121	258	12	12	.961
Doyle, Sacramento.....	158	336	44	16	.960
Miller, San Francisco.....	60	99	17	5	.959
Daley, Los Angeles .....	198	424	19	20	.957
Bodie, San Francisco.....	156	252	34	13	.957
Grandil, Sacramento .....	77	165	15	6	.957
Zamlock, Sacramento .....	43	72	8	4	.957
J. Williams, San Francisco .....	84	135	9	7	.954
Coy, Vernon .....	123	156	23	9	.952
Kelly, Oakland .....	67	127	15	7	.952
Carroll, Oakland.....	151	260	26	15	.950
R. Williams, San Francisco .....	10	19	0	1	.950
Ross, Los Angeles .....	93	156	9	9	.948



## INDIVIDUAL FIELDING, Outfielders—Continued

Name and Club	G.	PO.	A.	E.	PC.
Ryan, Portland .....	145	225	23	14	.947
McCredie, Portland .....	186	186	25	12	.946
Caffyn, Vernon .....	58	80	8	5	.946
Speas, Portland .....	174	332	24	19	.944
Graney, Portland .....	98	134	12	9	.942
Adams, Vernon Sacramento.....	39	70	7	5	.939
Bernard, Vernon .....	61	85	20	7	.937
Ort, Portland .....	37	58	2	4	.937
Flannagan, Sacramento .....	168	204	20	16	.933
Stovall, Vernon .....	187	363	39	30	.931
Martinke, Vernon .....	210	398	29	35	.924
Christian, Oakland.....	21	32	3	3	.921
Maggert, Oakland .....	59	102	9	10	.917
Graham, Vernon.....	14	24	9	3	.917
Haley, Vernon .....	18	28	4	3	.914
Thompson, Los Angeles .....	31	40	7	6	.887
Wolfe, Los Angeles .....	11	7	1	2	.800

## Pitchers

Seaton, Portland .....	12	5	22	0	1.000
Coy, Vernon .....	12	1	18	0	1.000
Carson, Portland .....	61	18	150	2	.988
Whalen, Sacramento .....	50	21	111	2	.985
Nagle, Los Angeles .....	34	19	90	2	.982
Fitzgerald, Sacramento .....	43	17	76	2	.979
Baum, Sacramento .....	51	25	127	5	.968
Briswalter, Los Angeles .....	29	11	60	3	.959
Schafer, Vernon .....	43	29	89	5	.958
Thorsen, Los Angeles .....	38	14	97	5	.957
Eastley, San Francisco .....	42	27	62	4	.957
Harkins, Vernon.....	23	12	50	3	.954
Koestner, Los Angeles.....	44	13	109	6	.953
Browning, San Francisco.....	53	13	125	7	.952
Nelson, Oakland.....	41	10	125	7	.951
Breckenridge, Vernon .....	40	23	143	9	.949
Durham, San Francisco .....	13	4	33	2	.949
Griffin, San Francisco .....	26	22	50	4	.947
Hitt, Vernon .....	50	26	135	10	.942
Willis, San Francisco.....	34	17	79	6	.941
Hosp, Los Angeles .....	31	48	118	11	.938
Ehman, Sacramento .....	49	30	86	8	.935
Raleigh, Vernon .....	11	9	29	2	.933
Wiggs, Oakland .....	51	20	89	8	.932
Tonneson, Oakland .....	47	20	98	9	.929
Tozer, Los Angeles .....	47	45	93	11	.926
Vance, Vernon .....	20	16	57	6	.924
Brown, Sacramento .....	48	22	142	14	.921
Henley, San Francisco .....	46	13	67	7	.920
Willett, Portland-Vernon .....	46	12	95	10	.915
Guyn, Portland .....	26	6	37	4	.915
Christian, Oakland.....	45	18	88	10	.914
Harkness, Portland .....	62	18	101	12	.910
Maire, Oakland.....	14	0	30	3	.909
Boice, Oakland .....	52	24	115	14	.908
Garrett, Portland .....	51	17	122	14	.908
Graney, Portland .....	39	25	76	14	.878
Stewart, San Francisco .....	10	3	17	4	.833
Corbett, San Francisco .....	12	3	30	7	.825

## INDIVIDUAL FIELDING, Catchers—Continued

## Catchers

Name and Club .....	G.	PO.	A.	E.	PB.	PC.
C. Lewis, Oakland .....	118	574	167	14	14	.981
Graham, Sacramento .....	101	396	121	10	4	.981
Armbruster, Portland .....	78	295	105	8	8	.980
Byrnes, Sacramento-Oakland .....	104	461	151	15	5	.976
Orendorff, Los Angeles .....	156	601	225	26	18	.969
LaLonge, Oakland-Sacramento .....	141	521	210	26	18	.966
Hogan, Vernon .....	122	512	202	25	9	.966
Murray, Portland .....	18	74	17	3	2	.965
Berry, San Francisco .....	166	793	227	39	17	.963
Fisher, Portland .....	121	612	201	34	21	.960
R. Williams, San Francisco .....	55	203	45	11	11	.957
Ross, Los Angeles .....	22	93	23	6	2	.955
Brown, Vernon .....	63	282	108	23	13	.949
Kinkel, Vernon .....	49	156	66	12	3	.949
H. Smith, Los Angeles .....	56	227	77	20	8	.938
Thomas, Oakland .....	36	140	40	12	8	.937
Fournier, Portland .....	17	33	9	3	2	.933

## Pitchers' Records

Name and Club .....	G	W	L	T	Fin	Opp		SO	BB	HB	WP	Blk	PC
						TO	R						
Henley, San Francisco .....	46	31	10	1	6	3	90	188	71	18	4	0	.756
Tozer, Los Angeles .....	47	31	12	0	2	2	104	128	104	22	5	1	.721
Willis, San Francisco .....	34	20	9	1	1	3	85	85	88	9	8	1	.690
Browning, San Francisco .....	54	32	16	1	8	2	126	197	100	9	3	1	.667
Nagle, Los Angeles .....	33	18	9	0	4	3	80	67	80	14	4	1	.667
Graney, Portland .....	31	17	9	1	5	7	77	165	122	21	10	1	.654
Carson, Portland .....	61	29	20	1	9	13	117	190	79	6	7	1	.592
Harkness, Portland .....	65	29	21	2	12	13	136	261	144	10	5	1	.580
Griffin, San Francisco .....	26	12	9	0	5	4	76	50	66	5	3	0	.571
Seaton, Portland .....	12	4	3	0	1	8	18	33	27	5	2	0	.571
Whalen, Sacramento .....	51	23	18	0	5	10	140	127	82	6	2	0	.561
Garrett, Portland .....	50	25	19	0	9	8	120	162	83	26	2	0	.568
Schafer, Vernon .....	43	20	16	2	3	4	142	110	96	10	9	0	.556
Koestner, Los Angeles .....	40	20	16	1	1	5	132	149	139	18	6	0	.556
Durham, San Francisco .....	13	5	4	1	4	2	27	46	18	2	4	0	.556
Eastley, San Francisco .....	41	19	16	0	5	7	109	123	86	13	9	1	.543
Hitt, Los Angeles .....	29	15	14	0	0	3	87	73	88	5	7	1	.517
Christian, Oakland .....	43	18	17	0	9	5	113	161	99	18	4	0	.514
Ehman, Sacramento .....	46	19	18	0	7	8	128	187	86	19	1	0	.514
Baum, Sacramento .....	51	21	20	1	6	8	132	182	85	1	3	0	.512
Briswalter, Los Angeles .....	30	12	13	0	3	4	85	48	57	22	2	0	.480
Boice, Oakland .....	51	19	22	0	7	9	147	149	147	31	6	4	.463
Guyn, Portland .....	27	6	7	1	10	4	48	36	33	6	1	0	.462
Wiggs, Oakland .....	50	19	23	0	6	5	133	268	141	17	15	0	.452
Willett, Portland-Vernon .....	36	13	17	3	3	5	121	103	99	17	7	0	.433
Stewart, San Francisco .....	10	3	4	1	0	5	25	32	20	8	2	0	.429
Brown, Sacramento .....	49	16	23	0	10	7	122	138	67	7	1	0	.410
Thorson, Los Angeles .....	37	12	18	1	6	3	115	134	142	18	15	0	.400
Tonneson, Oakland .....	45	14	22	0	6	12	136	129	121	25	9	0	.389
Breckenridge, Vernon .....	40	14	22	0	3	3	139	115	105	12	11	0	.389
Fitzgerald, Sacramento .....	46	14	25	2	9	7	128	162	106	26	4	0	.359
Hill, Vernon .....	47	15	29	0	2	6	143	197	114	13	0	1	.341
Corbett, San Francisco .....	12	4	8	0	0	3	38	39	35	3	4	1	.333
Nelson, Oakland .....	41	12	25	2	5	8	95	127	98	10	7	0	.324
Vance, Vernon .....	20	6	13	0	0	2	80	77	65	12	2	0	.316
Harkins, Vernon .....	22	5	14	0	1	6	102	40	52	6	5	1	.263
Coy, Vernon .....	10	2	6	0	1	1	45	15	16	0	0	0	.250
Maire, Oakland .....	14	1	7	1	3	5	40	41	36	5	5	0	.125

## SOUTHERN ASSOCIATION

## STANDING OF CLUBS AT CLOSE OF SEASON, 1909

Club	Atla	Nash	Mont	N O	Mob	Birm	L.R.	Mem.	Won	PC.
Atlanta .....	.....	9	14	9	16	13	14	12	87	.640
Nashville .....	10	.....	9	10	13	12	1 4	14	82	.598
Montgomery .....	6	9	.....	9	14	11	13	14	76	.559
New Orleans .....	9	10	10	.....	11	11	8	14	73	.533
Mobile .....	4	7	5	9	.....	13	12	14	64	.454
Birmingham .....	7	8	9	9	7	.....	11	9	60	.429
Little Rock .....	5	7	7	12	8	9	.....	11	59	.424
Memphis .....	8	5	6	6	8	10	8	.....	51	.367
Lost .....	49	55	60	64	77	79	80	88	.....	.....

## INDIVIDUAL BATTING

Name and Club	G.	AB	R	1B.	TB.	SH.	SB.	PC.
Daubert, Memphis .....	81	283	35	89	107	14	17	.314
Tonneman, Nashville .....	62	192	24	60	72	10	6	.312
Berry, Little Rock .....	19	58	7	18	19	4	0	.310
Hart, Montgomery .....	95	319	34	98	110	6	12	.307
McGilvray, Birmingham .....	143	478	42	139	160	13	16	.291
Weimer, New Orleans .....	139	524	56	151	199	15	12	.288
Henline, Birmingham .....	146	556	71	159	182	20	43	.285
Manuel, Birmingham .....	53	144	8	41	45	8	2	.284
Bay, Nashville .....	123	484	77	137	163	9	24	.283
Folbre, Little Rock .....	17	46	2	9	11	1	0	.282
Kerwin, Montgomery .....	143	495	73	140	171	39	28	.282
Smith, Atlanta .....	103	421	40	118	148	18	14	.280
Molesworth, Birmingham .....	140	512	44	142	179	19	19	.277
Lee, Atlanta .....	27	95	17	26	35	5	15	.273
Yancey, Birmingham .....	40	137	9	37	52	3	9	.270
Seabaugh, Nashville .....	96	333	18	90	103	12	7	.270
Sentelle, Mobile .....	143	489	56	132	141	33	26	.269
Daley, Montgomery .....	137	493	76	133	170	15	25	.269
East, Nashville .....	138	492	57	131	163	22	19	.266
Bayless, Atlanta .....	141	490	85	130	166	8	29	.265
Rockenfield, Montgomery .....	119	403	37	106	136	16	16	.263
Persons, Mont.-Little Rock .....	133	501	77	130	143	16	25	.261
Perry, Little Rock .....	140	504	39	132	158	17	21	.261
Breitenstein, New Orleans .....	34	93	6	24	27	4	1	.258
Shields, Memphis .....	68	236	14	61	72	7	2	.258
Lindsay, Memphis-New Orleans .....	131	436	28	112	119	10	17	.256
Fritz, Mobile .....	15	39	3	10	10	1	0	.256
Baerwald, Memphis .....	125	478	45	122	156	20	27	.255
Rogers, Atlanta .....	17	43	1	11	11	3	1	.255
Larsen, Birmingham .....	60	184	20	47	50	15	3	.255
Collins, Little Rock .....	141	538	49	136	155	20	23	.252
Robertson, Nashville .....	98	362	37	91	113	9	24	.251
Cocash, Little Rock-Mobile .....	109	394	40	98	113	14	20	.248
Watson, Mobile .....	114	379	32	94	121	9	11	.248
Butler, Nashville .....	138	487	41	121	134	18	28	.248
Pepe, Montgomery .....	120	384	49	84	110	16	26	.247
Osteen, Montgomery .....	111	386	42	95	102	19	10	.246
Gvgli, Birmingham .....	140	477	36	117	136	19	39	.245
Wheat, Mobile .....	129	460	58	113	153	13	10	.245
Petit, Mobile .....	18	29	2	7	7	1	1	.241
Thornton, Mobile .....	122	406	39	98	114	13	15	.241

## INDIVIDUAL BATTING—Continued

Name and Club	G.	AB.	R.	1B.	TB.	SH.	SB.	PC.
Kirkpatrick, Atlanta	27	62	7	15	21	3	4	.241
Robinson, Birmingham	27	75	6	18	22	4	0	.240
Shannon, Montgomery	84	250	17	60	73	21	3	.240
Wiseman, Nashville	132	460	62	110	134	50	25	.239
Jordan, Atlanta	144	502	51	120	153	24	27	.239
Sent, Little Rock	118	429	36	102	137	8	14	.237
Whiteman, Montgomery	128	434	54	103	143	29	20	.237
Huelsman, New Orleans	140	496	58	118	156	6	10	.237
Babb, Memphis	124	421	30	99	119	22	15	.235
Coulson, Memphis	140	517	44	122	156	20	18	.235
Tarlton, Little Rock	46	158	22	37	44	8	16	.234
McCay, Mobile	81	262	22	61	70	22	12	.232
Miller, Mobile	25	82	3	19	27	3	0	.231
Greninger, Montgomery	117	393	32	91	119	12	3	.231
Casey, Little Rock	133	450	31	104	133	10	12	.231
Hoey, Little Rock	51	165	5	38	46	9	8	.230
Cranston, Memphis	128	446	43	103	120	21	6	.230
Neighbors, Mobile-Memphis	83	274	18	63	78	11	12	.229
Dexter, New Orleans	139	489	66	112	153	13	29	.229
DeMontreville, New Orleans	109	375	33	86	101	23	20	.229
Moran, Atlanta	106	353	49	80	117	18	24	.229
Reagan, New Orleans	63	240	29	54	70	4	5	.225
O'Leary, Memphis	117	373	24	84	94	14	3	.225
Flood, Little Rock	112	387	31	87	109	15	11	.224
Wagner, Memphis-Mobile	139	463	55	104	129	13	18	.224
Wheeler, Memphis	109	392	21	88	107	8	11	.224
Hess, New Orleans	49	130	14	29	43	1	1	.223
Rhoton, Mobile	137	440	28	99	117	14	12	.222
Raftis, Birmingham-New Orleans	106	389	36	86	110	15	17	.221
McMurray, Atlanta	107	379	31	84	94	34	17	.221
Hill, Mobile-New Orleans	78	286	25	63	84	10	9	.220
Raub, Birmingham	88	278	20	61	80	13	14	.219
Hardy, Mobile	41	110	9	24	30	3	4	.218
Rohe, New Orleans	141	511	59	111	125	27	20	.217
Noyes, Nashville	136	429	35	93	112	20	6	.216
Kellum, Nashville	34	102	8	22	25	6	4	.215
Winters, Atlanta	105	342	37	73	80	12	10	.213
Barr, Atlanta	40	150	19	32	38	13	12	.213
Seigel, Nashville	138	485	45	103	131	18	15	.212
Atkins, Atlanta	34	100	10	21	29	9	0	.210
Flournoy, Little Rock	31	100	7	21	28	3	4	.210
Kane, Birmingham	72	228	15	47	57	3	2	.206
Lilivelt, Mobile	14	39	5	8	11	2	0	.205
Bartley, New Orleans-Atlanta	32	83	6	17	23	5	0	.204
Boucher, Little Rock	71	246	22	50	59	18	13	.203
Bowen, Birmingham	86	296	35	60	67	23	17	.202
Newton, Atlanta	141	484	32	98	114	49	22	.202
Walker, Atlanta	129	391	36	79	96	15	7	.202
Rohn, Atlanta	72	239	21	48	58	6	3	.200
Thomas, Montgomery	33	96	2	19	22	1	0	.197
Carey, Memphis-Little Rock	121	389	15	77	82	16	2	.197
Juul, Montgomery	25	61	5	12	14	6	0	.196
Stinson, Memphis	21	61	5	12	14	2	1	.196
Fleharty, Birmingham	35	112	7	22	23	1	0	.196
Ellam, Birmingham	141	450	38	88	118	44	21	.195
Hixon, Mobile	14	36	2	7	10	1	0	.194
Hurlburt, Memphis	19	52	1	10	13	1	0	.192
Lively, Montgomery	39	114	9	22	27	1	0	.192



## INDIVIDUAL BATTING—Continued

Name and Club .....	G.	AB.	R.	1B.	TB.	SH.	SB.	PC.
Bliss, Montgomery .....	50	121	10	23	30	7	2	.190
Sabrie, Mobile-Nashville .....	131	442	33	84	96	23	14	.199
Ludwig, Memphis-Mobile .....	101	295	22	56	61	14	11	.188
Hopkins, Mobile .....	25	69	9	13	19	4	3	.186
Bittrolff, Mobile .....	35	86	8	16	16	9	0	.185
Duggan, Nashville .....	32	81	7	15	16	10	0	.185
Dundon, New Orleans .....	33	108	7	20	23	6	2	.180
Matthews, New Orleans .....	66	197	11	36	44	1	2	.182
Stockdale, Mobile .....	30	77	2	14	14	0	0	.181
Fisher, Atlanta .....	40	100	6	18	24	5	2	.180
Schriver, New Orleans .....	96	313	15	56	56	18	1	.178
Guese, Montgomery .....	31	97	5	17	24	5	0	.175
Grady, Little Rock .....	22	63	3	11	15	0	0	.174
Pruitt, New Orleans .....	29	86	3	15	15	3	0	.174
Benson, Mobile .....	40	127	8	22	26	6	3	.173
Fritz, New Orleans-Memphis .....	31	81	5	14	14	4	0	.172
Queisser, Memphis .....	32	89	4	15	16	0	2	.168
Henn, Atlanta .....	15	49	3	8	11	4	2	.163
Dick, Memphis .....	39	111	5	18	20	2	1	.162
Paige, New Orleans .....	16	45	2	7	9	2	1	.155
Buchanan, Little Rock .....	38	105	10	16	21	2	2	.152
Morris, Birmingham-Memphis .....	22	73	4	11	12	2	0	.150
Maxwell, Atlanta-New Orleans .....	34	104	5	15	16	4	0	.144
Dickson, Birmingham .....	33	98	3	14	14	3	1	.142
Keiber, Memphis .....	37	108	4	14	16	6	1	.129
Hart, Little Rock .....	28	86	4	11	13	7	0	.127
Case, Nashville .....	32	81	9	10	11	9	0	.123
Hickman, Mobile .....	31	75	3	9	11	5	0	.120
Schopp, Birmingham .....	22	58	4	7	8	0	0	.120
Viebahn, Atlanta-Nashville .....	25	74	6	8	10	6	2	.108
Perdue, Nashville .....	27	111	4	12	13	2	1	.108
Schwenck, Memphis .....	23	59	3	6	6	1	1	.101
Johns, Atlanta .....	30	77	6	7	9	2	0	.090
Milton, Little Rock .....	12	35	2	3	3	1	0	.085
Manush, Montgomery .....	19	61	9	5	6	1	6	.082
Rhodes, Little Rock .....	18	51	2	3	4	0	0	.078
Higgins, Little Rock .....	11	29	2	2	2	1	1	.068
Schultz, Mobile .....	11	17	2	1	1	2	0	.058
Suggs, Mobile .....	15	33	1	1	1	1	0	.030

## INDIVIDUAL FIELDING

## First Basemen

Name and Club .....	G.	PO.	A.	E.	PC.
Daubert, Memphis .....	81	806	58	4	.995
Henn, Atlanta .....	15	135	11	1	.993
Rohn, Atlanta .....	72	688	42	8	.989
Sabrie, Mobile-Nashville .....	131	1353	96	16	.989
Carey, Memphis-Little Rock .....	121	1133	96	13	.989
Dexter, New Orleans .....	133	1410	95	18	.988
Greminger, Montreal .....	114	1083	74	13	.988
McGilvray, Birmingham .....	51	517	52	7	.987
Robertson, Nashville .....	98	990	58	17	.984
Smith, Atlanta .....	54	544	43	9	.984
Gygli, Birmingham .....	94	1022	56	18	.983
Tarlon, Little Rock .....	46	463	20	9	.981
Grady, Little Rock .....	19	159	8	4	.972
McCay, Mobile .....	27	234	19	9	.965

## INDIVIDUAL FIELDING—Continued

## Second Basemen

Name and Club	G.	PO.	A.	E.	PC.
Osteen, Montreal	25	59	59	3	.975
Jordan, Atlanta	144	481	393	26	.971
Dundon, New Orleans	33	78	83	5	.969
DeMontreville, New Orleans	72	202	203	13	.968
Cranston, Memphis	100	227	271	16	.968
Bowen, Birmingham	86	219	240	17	.964
Rockenfield, Montreal	119	370	314	29	.959
Rhoton, Mobile	127	263	301	24	.958
Cocash, Little Rock-Mobile	21	47	57	5	.954
Flood, Little Rock	112	342	291	36	.953
Gygli, Birmingham	41	74	130	10	.953
Raftis, Birmingham-New Orleans	22	36	55	5	.947
East, Nashville	138	346	440	44	.947
Baerwald, Memphis	51	132	145	16	.945
McCay, Mobile	16	34	37	9	.887

## Third Basemen

Osteen, Montreal	40	42	91	2	.985
Rohe, New Orleans	141	177	268	35	.976
Walker, Atlanta	129	167	294	28	.944
Wheeler, Memphis	101	125	199	20	.941
Raftis, Birmingham-New Orleans	84	106	160	18	.936
Perry, Little Rock	136	210	280	35	.933
Watson, Mobile	103	105	202	28	.916
Whiteman, Montreal	74	117	118	23	.912
Rabb, Memphis	41	41	73	11	.912
Noyes, Nashville	136	139	222	36	.909
Larsen, Birmingham	52	69	101	19	.899
Benson, Mobile	40	62	111	20	.896
Manush, Montreal	19	19	32	6	.894

## Shortstops

Cranston, Memphis	23	55	79	4	.971
DeMontreville, New Orleans	37	96	102	8	.961
Newton, Atlanta	141	290	431	40	.947
Butler, Nashville	138	272	423	42	.943
Ellam, Birmingham	141	292	431	48	.937
Pepe, Montreal	109	233	287	38	.931
Babb, Memphis	80	172	236	30	.931
Sentelle, Mobile	143	295	417	54	.929
Lindsay, Memphis-New Orleans	131	230	397	48	.928
Osteen, Montreal	41	81	111	16	.923
Boucher, Little Rock	71	157	190	38	.901
Collins, Little Rock	53	92	150	29	.893

## Outfielders

Lee, Atlanta	27	26	1	0	1.000
Yancey, Birmingham	37	60	0	0	1.000
Manuel, Birmingham	18	22	1	0	1.000
Stinson, Memphis	18	38	2	0	1.000
Neighbors, Mobile-Memphis	83	122	12	2	.985
Hill, Mobile-New Orleans	78	188	15	3	.985
Collins, Little Rock	80	160	10	3	.982
Seigel, Nashville	138	340	19	7	.980

## INDIVIDUAL FIELDING, Outfielders—Continued

Name and Club	G.	P.O.	A.	E.	P.C.
Molesworth, Birmingham	140	279	27	7	.978
Hoeys, Little Rock	51	82	5	1	.977
Coulson, Memphis	140	302	24	8	.976
Thornton, Mobile	122	218	22	6	.976
Daley, Montreal	137	259	16	7	.975
McCay, Mobile	34	70	7	2	.974
McGilvray, Birmingham	92	133	5	4	.971
Kerwin, Montreal	143	190	14	6	.971
Bayless, Atlanta	141	299	21	10	.969
Wiseman, Nashville	132	179	14	6	.969
Weimer, New Orleans	139	202	15	7	.968
Persons, Montreal-Little Rock	133	266	15	10	.965
Wagner, Memphis-Mobile	139	270	13	10	.965
Baerwald, Memphis	71	109	19	5	.962
Bay, Nashville	123	244	15	10	.962
Winters, Atlanta	105	125	4	5	.962
Whiteman, Montreal	54	118	4	5	.960
Shields, Memphis	63	103	6	4	.959
Moran, Atlanta	106	228	23	11	.958
Kellum, Nashville	15	22	1	1	.958
Cocash, Little Rock-Mobile	87	133	25	8	.951
Huelsman, New Orleans	140	214	19	12	.950
Sentz, Little Rock	118	270	28	16	.949
Wheat, Mobile	129	248	21	10	.949
Flournoy, Little Rock	31	47	4	3	.944
Henline, Birmingham	146	293	22	19	.943
Hopkins, Mobile	25	30	2	2	.941
Reagan, New Orleans	63	122	6	10	.927
Smith, Atlanta	17	20	4	2	.923
Hart, Montreal	15	11	1	1	.923

## Pitchers

Folbre, Little Rock	14	7	18	0	1.000
Rogers, Atlanta	17	10	38	1	.979
Stockdale, Mobile	30	19	66	2	.977
Thomas, Montreal	33	8	74	2	.976
Lively, Montreal	38	18	106	3	.976
Dickson, Birmingham	33	14	96	3	.974
Fisher, Atlanta	36	11	75	2	.969
Bliss, Montreal	27	10	52	2	.968
Schwenck, Memphis	23	8	51	2	.967
Duggan, Nashville	32	16	100	4	.966
Pruitt, New Orleans	29	16	70	3	.966
Bartley, New Orleans-Atlanta	32	13	74	3	.966
Suggs, Mobile	15	5	48	2	.963
Hess, New Orleans	38	18	83	4	.961
Maxwell, Atlanta-New Orleans	36	23	109	5	.960
Fritz, New Orleans-Memphis	31	15	80	4	.959
Manuel, Birmingham	35	20	102	5	.958
Breitenstein, New Orleans	26	22	83	5	.954
Queisser, Memphis	32	9	95	5	.954
Schultz, Mobile	11	2	18	1	.952
Hickman, Mobile	31	26	91	6	.952
Keiber, Memphis	37	12	103	6	.950
Atkins, Atlanta	34	13	81	5	.949
Guese, Montreal	31	5	61	4	.942
Bittrolff, Mobile	35	12	76	6	.936
Juul, Montreal	23	7	46	3	.934

## INDIVIDUAL FIELDING, Pitchers—Continued

Name and Club	G.	PO.	A.	E.	PC.
Case, Nashville .....	32	14	83	7	.932
Hixon, Mobile.....	14	5	34	3	.928
Milton, Little Rock .....	12	1	37	3	.926
Lilivelt, Mobile .....	14	9	28	3	.925
Schopp, Birmingham.....	22	11	61	5	.925
Johns, Atlanta .....	30	12	70	7	.921
Hart, Little Rock .....	28	10	96	9	.921
Robinson, Birmingham .....	27	12	66	7	.917
Viebahn, Atlanta-Nashville .....	25	9	56	6	.916
Flehart, Birmingham .....	35	6	75	8	.910
Perdue, Nashville.....	37	3	68	7	.910
Buchanan, Little Rock .....	35	5	70	8	.903
Dick, Memphis .....	39	26	105	16	.891
Kellum, Nashville .....	19	8	47	7	.887
Rhodes, Little Rock .....	17	4	32	5	.878
Paige, New Orleans .....	16	10	23	5	.863
Higgins, Little Rock .....	11	7	21	5	.848

## Catchers

Shannon, Montreal.....	75	316	120	4	.990
Seabaugh, Nashville .....	96	427	87	11	.979
Matthews, New Orleans .....	63	245	55	7	.977
Kane, Birmingham .....	72	273	98	9	.976
McMurray, Atlanta .....	107	464	134	15	.975
Raub, Birmingham .....	81	273	90	10	.973
O'Leary, Memphis .....	109	406	144	16	.971
Schrivier, New Orleans.....	96	397	132	17	.968
Tonneman, Nashville .....	43	169	49	7	.968
Hart, Montreal .....	74	293	99	13	.967
Smith, Atlanta .....	42	164	58	9	.961
Hardy, Mobile .....	41	163	58	9	.960
Fritz, Mobile .....	15	48	19	3	.957
Casey, Little Rock .....	126	457	156	29	.954
Ludwig, Memphis-Mobile .....	101	414	139	27	.953
Hurlburt, Memphis .....	19	65	16	4	.952
Petit, Mobile .....	18	34	5	2	.951

## Pitchers' Records

Name and Club	G.	W.	L.	T.	PC.
Johns, Atlanta .....	27	20	7	0	.740
Fisher, Atlanta .....	34	20	8	6	.714
Perdue, Nashville.....	36	23	11	2	.676
Bliss, Montreal .....	23	14	7	2	.666
Atkins, Atlanta .....	32	19	11	2	.633
Bartley, New Orleans-Atlanta .....	32	19	11	2	.633
Juul, Montgomery .....	22	13	8	1	.619
Lilivelt, Mobile .....	13	8	5	0	.616
Case, Nashville .....	32	19	12	1	.612
Hess, New Orleans.....	30	18	12	0	.600
Dickson, Birmingham .....	31	16	11	4	.592
Thomas, Montreal .....	31	16	11	4	.592
Bittroff, Mobile .....	32	18	13	1	.580
Guese, Montreal .....	30	15	11	4	.576
Breitenstein, New Orleans .....	24	13	10	1	.565
Rogers, Atlanta .....	14	7	6	1	.538
Viebahn, Atlanta-Nashville .....	26	14	12	0	.538
Fritz, New Orleans-Memphis .....	28	15	13	0	.535



## INDIVIDUAL FIELDING, Pitchers' Records—Continued

Name and Club	G.	W.	L.	T.	PC.
Lively, Montreal	36	18	16	2	.529
Duggan, Nashville	28	14	13	1	.518
Pruitt, New Orleans	29	14	13	2	.518
Hart, Little Rock	26	15	11	0	.511
Stockdale, Mobile	28	14	14	0	.500
Maxwell, Atlanta-New Orleans	32	16	16	0	.500
Folbre, Little Rock	12	6	6	0	.500
Kellum, Nashville	18	8	8	2	.500
Fleharty, Birmingham	31	13	16	2	.448
Hickman, Mobile	29	12	15	2	.444
Dick, Memphis	36	14	18	4	.438
Suggs, Mobile	13	5	7	1	.416
Rhodes, Little Rock	17	7	10	0	.411
Keiber, Memphis	33	13	19	1	.406
Robinson, Birmingham	25	8	13	4	.380
Manuel, Birmingham	29	11	18	0	.377
Schwenck, Memphis	21	7	12	2	.368
Milton, Little Rock	11	4	7	0	.363
Buchanan, Little Rock	32	11	20	1	.354
Paige, New Orleans	14	4	9	1	.307
Higgins, Little Rock	11	3	8	0	.272
Hixon, Mobile	11	3	8	0	.254
Schopp, Birmingham	22	5	17	0	.227
Queisser, Memphis	27	6	21	0	.222

## WESTERN LEAGUE

## STANDING OF CLUBS AT CLOSE OF SEASON

Club	Won	Lost	PC.
Des Moines	93	59	.612
Sioux City	94	60	.610
Omaha	84	68	.553
Topeka	76	73	.510
Wichita	71	82	.464
Denver	69	82	.457
Lincoln	61	89	.407
Pueblo	58	93	.384

## INDIVIDUAL BATTING

Name and Club	G.	AB.	R.	1B.	TB.	2B.	3B.	HR.	SH.	SB.	PC.
Welch, Omaha	151	527	81	196	288	41	15	7	44	51	.372
Miller, Pueblo	87	305	52	112	167	14	7	9	7	20	.367
Mertens, Des Moines	14	33	7	12	18	4	1	.....	1	2	.363
Holmes, Soo City	54	140	26	50	64	12	1	.....	10	15	.357
Reilly, Topeka	52	177	36	62	84	8	4	2	13	9	.350
Towne, Soo City	118	366	56	121	163	22	4	4	22	17	.331
Smith, Soo City	156	557	135	183	257	45	6	6	17	52	.329
Fenlon, Topeka	95	365	63	120	155	14	6	3	7	21	.328
Jones, Denver	152	586	110	191	282	38	14	8	15	43	.326
Edmondson, Soo City	125	454	90	147	235	40	6	11	28	25	.324
Cole, Wichita	100	426	73	137	195	23	4	8	8	12	.322
Gardner, Pueblo	22	78	9	25	32	3	2	.....	2	2	.321
Spencer, Pueblo	97	347	66	111	142	16	4	2	15	50	.320

## INDIVIDUAL BATTING—Continued

Name and Club	G.	AB.	R.	1B.	TB.	2B	3B	HR.	SH.	SB.	PC.
Thompson, Denver ..	68	239	31	76	92	10	3	.....	2	6	.318
Kane, Omaha .....	153	558	101	176	237	27	16	1	23	33	.315
Foutz, Pueblo .....	18	64	4	20	27	.....	.....	1	1	.....	.313
Clark, Pueblo .....	146	537	93	168	217	22	9	3	17	22	.313
Laudreth, Topeka ....	48	170	22	53	68	7	4	.....	5	13	.312
Dalton, Des Moines	152	582	113	179	237	28	8	6	16	35	.308
Pettigrew, Topeka ..	140	488	94	149	216	25	3	12	16	26	.305
Curtis, Pueblo.....	146	575	105	173	235	26	9	6	10	25	.301
Hunter, Soo City ....	156	539	132	162	254	39	7	13	41	59	.301
Waldron, Lincoln ....	150	609	99	183	228	22	10	1	18	21	.300
McChesney, Pueblo ..	41	150	13	45	69	13	4	1	3	4	.300
Lindsay, Denver.....	118	426	70	128	174	28	3	4	15	18	.300
Thomason, Topeka ..	61	160	16	48	58	8	1	.....	7	9	.300
Thomas, Lincoln .....	149	573	116	171	250	35	6	11	11	49	.298
Middleton, Wichita ..	126	449	68	133	164	23	2	1	19	13	.296
King, Omaha .....	154	557	107	165	213	17	11	3	22	42	.296
Cassidy, Denver .....	154	615	112	182	236	30	13	.....	10	39	.296
W. Davidson, Lincoln	150	566	85	167	234	26	15	3	19	49	.295
Stankard, Denver.....	142	530	67	156	217	20	10	7	10	25	.294
Bader, Des Moines ...	138	519	82	152	195	14	7	5	19	27	.293
Welch, Soo City .....	142	581	83	170	255	31	11	11	27	22	.293
Pennell, Wichita.....	155	574	90	168	256	34	9	12	14	26	.292
Potts, Omaha .....	43	148	19	43	50	7	.....	.....	13	9	.291
Dwyer, Des Moines ..	146	532	99	155	204	30	11	.....	18	24	.291
Stovall, Soo City .....	156	570	85	164	214	18	10	4	21	27	.288
Fisher, Omaha .....	151	591	127	170	234	30	12	2	16	88	.288
Shipke, Omaha .....	72	258	39	74	106	18	1	4	16	12	.287
Bohannon, Denver....	78	206	27	59	79	8	3	2	8	3	.286
Hallman, Denver ....	24	63	5	18	21	3	.....	.....	2	2	.286
Geir, Topeka .....	151	582	66	166	221	23	10	4	19	25	.285
Kerner, Des Moines	103	283	35	80	105	8	7	1	4	10	.283
Weaver, Wichita .....	88	289	37	81	100	7	3	2	3	7	.280
Pendry, Omaha .....	144	494	95	138	176	16	8	2	40	51	.279
Nunemacher, Lincoln	26	90	14	25	29	4	.....	.....	2	5	.278
Hughes, Wichita .....	155	557	109	153	200	21	7	4	20	32	.275
Kerns, Topeka .....	119	367	56	101	156	26	4	7	8	3	.275
Matticks, Des Moines	155	616	87	169	217	19	13	1	15	28	.274
Cadman, Omaha .....	79	216	29	59	80	12	3	1	9	2	.273
Woolley, Topeka .....	151	598	98	162	192	18	6	.....	16	40	.271
Hollenbeck, Omaha	74	185	30	50	65	9	3	.....	5	.....	.270
Nichoff, Des Moines..	155	553	84	149	206	23	8	7	28	63	.269
Bonno, Lin.-Pueblo	16	30	3	8	10	2	.....	.....	1	.....	.267
Westerzell, Wichita	155	578	78	154	204	19	9	4	24	18	.266
Campbell, Soo City ..	134	510	95	135	170	23	6	.....	12	25	.265
Wilson, Soo City .....	13	34	5	9	20	1	.....	3	1	2	.265
Hogriever, Lincoln....	139	472	65	125	142	8	3	1	12	40	.265
Gagnier, Lincoln.....	133	503	66	133	168	23	5	1	30	23	.264
Kohl, Topeka .....	136	467	59	123	164	27	6	1	17	25	.263
Cockman, Lincoln ....	39	137	20	36	43	7	.....	.....	5	13	.263
Jehl, Pueblo .....	39	103	15	27	39	36	3	1	2	2	.262
Maag, Denver .....	145	527	123	138	167	16	5	1	8	31	.262
Anderson, Topeka ....	74	276	34	72	86	6	4	.....	21	12	.261
Fox, Omaha .....	148	570	83	149	183	17	8	.....	34	48	.261
Corhan, Pueblo.....	133	484	66	124	172	26	9	1	27	26	.256
Belden, Omaha.....	14	47	5	12	14	2	.....	.....	3	2	.256
Henry, Topeka .....	35	102	7	26	28	2	.....	.....	3	5	.255
Andreas, Soo City ....	156	535	120	136	180	21	4	5	50	41	.254
Lang, Des Moines.....	65	186	25	47	61	8	.....	2	3	2	.253
Brennan, Wichita.....	53	135	15	34	38	4	.....	.....	5	2	.252

## INDIVIDUAL BATTING—Continued

Name and Club	G.	AB.	R.	1B.	TB.	2B.	3B.	HR.	SH.	SB.	PC.
E. Locke, Pueblo ....	76	254	36	64	97	12	6	3	12	7	.252
Williams, Des Moines	83	286	45	72	91	15	2	....	15	15	.252
Jude, Lincoln .....	118	443	48	111	149	19	8	1	18	16	.251
Zaluský, Denver .....	12	48	5	12	19	2	1	1	....	1	.250
Belden, Denver.....	154	571	101	143	203	30	9	4	23	25	.249
Walters, Pueblo .....	106	359	44	88	127	16	7	3	8	10	.245
Hartman, Denver.....	154	577	56	140	173	21	6	....	23	23	.243
Downey, Topeka .....	78	280	24	67	77	3	2	1	9	7	.239
Colligan, Des Moines	155	635	77	151	175	17	4	....	36	28	.238
Franks, Omaha.....	86	295	49	70	87	14	2	....	14	22	.237
Kunkel, Topeka .....	143	553	74	131	185	21	6	7	26	7	.237
Abbott, Topeka .....	110	385	52	91	115	14	3	1	8	39	.236
Andrews, Topeka .....	27	98	11	23	35	3	3	1	5	3	.235
Misse, Lincoln.....	13	47	4	11	12	1	....	....	....	....	.234
Holland, Wichita ....	63	189	23	44	61	10	2	1	5	4	.233
Swift, Pueblo .....	48	133	11	31	49	7	1	3	3	1	.233
Williams, Pueblo .....	17	56	8	13	19	3	....	1	....	1	.232
Keeley, Omaha.....	42	104	9	24	36	2	2	2	10	1	.231
Gonding, Omaha .....	102	343	30	79	88	7	1	....	13	8	.230
Heckinger, Des Moines	26	79	10	18	23	2	....	1	3	1	.228
Armstrong, Wichita..	60	198	18	45	64	10	....	3	8	2	.227
Green, Soo City .....	61	190	14	43	54	5	....	2	1	9	.226
Alderman, Soo City ..	47	111	9	25	29	2	1	....	5	1	.225
McGregor, Des Moines	19	40	4	9	13	0	2	....	2	1	.225
Lower, Omaha .....	43	116	13	26	33	3	2	....	3	....	.224
Hendrix, Topeka .....	25	58	2	13	18	3	1	....	1	....	.224
Sullivan, Lincoln .....	94	310	23	69	76	7	....	....	13	3	.223
Melter, Soo City .....	13	36	3	8	9	1	....	....	2	....	.222
J Locke, Pueblo .....	20	45	6	10	12	2	....	....	1	....	.222
Chabek, Soo City ....	44	90	12	20	25	2	....	1	4	....	.222
Mitze, Pueblo .....	111	350	38	77	106	9	7	2	14	13	.220
Pritchette, Pueblo ...	126	447	46	97	122	10	4	2	14	8	.217
Perrine, Omaha .....	11	37	2	8	8	....	....	....	1	2	.216
Johnson, S. C.-Lin. ..	45	98	6	21	27	....	....	2	1	....	.214
Wright, Topeka .....	38	98	9	21	23	2	....	....	5	....	.214
Shea, Des Moines .....	21	56	9	12	16	1	....	1	....	1	.214
McGrath, Lincoln.....	14	42	3	9	10	1	....	....	....	....	.214
Clark, S.C.-D.M. ....	38	88	9	39	19	....	....	....	3	....	.213
Adams, Denver.....	47	127	13	27	32	3	1	....	1	....	.213
Atchinson, Wichita ..	37	87	8	18	21	3	....	....	12	....	.207
White, Wichita.....	75	286	20	59	74	11	2	....	12	8	.206
Cooley, Topeka .....	20	63	7	13	15	....	1	....	1	2	.206
Cruikshank, Soo City	12	34	7	7	8	1	....	....	1	3	.206
Fromme, Soo City ....	27	73	8	15	18	3	....	....	8	....	.205
Freeman, Soo City ...	30	78	6	16	17	1	....	....	3	....	.205
Kaufman, Topeka .....	59	142	12	29	32	1	1	....	11	....	.204
Shea, Soo City .....	65	178	28	36	44	3	....	....	19	4	.202
Haley, Denver .....	28	75	8	15	18	....	....	1	....	....	.200
Kensel, Pueblo .....	37	130	28	26	34	4	2	....	4	4	.200
McManus, Des Moines	68	190	21	37	43	6	....	6	7	6	.195
Shaner, Wichita .....	58	120	8	23	32	5	2	....	10	2	.192
Gilmartin, Des Moines	37	126	7	24	30	4	1	....	5	2	.190
Graham, Omaha .....	13	58	5	11	16	3	1	....	2	....	.190
C. Clark, Wichita ....	16	35	2	6	6	....	....	....	1	....	.188
Galgano, Pueblo .....	45	119	16	22	29	3	2	....	1	4	.185
J. Jones, Lincoln .....	34	93	11	17	18	1	....	....	2	....	.183
Lewis, Des Moines ..	49	149	17	27	38	4	2	1	10	2	.181
P. Davidson .....	12	39	8	7	7	....	....	....	3	2	.180
Jackman, Den.-Pue.	33	101	9	18	23	2	1	....	1	4	.178

## INDIVIDUAL BATTING—Continued

Name and Club	G.	AB.	R.	1B.	TB.	2B.	3B.	HR.	SH.	SB.	PC.
Wiegard, Pueblo.....	32	97	8	17	19	.....	1	.....	4	.....	.175
Roberts, Wichita.....	55	166	17	29	42	3	2	2	3	8	.175
Wasson, Lin.-Den. ..	25	57	5	10	10	.....	.....	.....	2	.....	.175
Farthing, Lincoln.....	30	80	2	14	15	1	.....	.....	1	1	.175
Olmstead, Denver ....	38	98	9	17	18	1	.....	.....	9	.....	.173
Jockerst, Wichita ....	37	122	9	21	25	4	.....	.....	6	2	.172
McCafferty, Lincoln ..	39	118	12	20	22	2	.....	.....	7	1	.169
Boles, Topeka .....	24	59	9	10	14	1	.....	1	2	1	.169
Mason, Lincoln .....	71	184	6	31	35	4	.....	.....	8	3	.168
Shackleford, Wichita	13	30	2	5	5	.....	.....	.....	1	.....	.167
Zinran, Denver .....	16	55	6	9	10	1	.....	.....	1	.....	.164
Biersdorfer, D. M. ....	35	92	7	15	16	1	.....	.....	1	.....	.163
Miller, Des Moines ..	50	130	12	21	24	.....	2	.....	5	.....	.162
Sanders, Omaha .....	31	75	7	12	13	1	.....	.....	3	1	.160
Haas, Denver .....	50	162	19	26	31	3	1	.....	1	.....	.160
Nagel, Lincoln .....	27	72	6	11	12	1	.....	.....	.....	.....	.153
Durham, Denver .....	10	28	3	4	4	.....	.....	.....	.....	1	.143
Ford, Denver .....	16	43	2	6	6	.....	.....	.....	.....	.....	.140
Burnum, Des Moines	25	43	5	6	6	.....	.....	.....	2	.....	.140
Forrester, Lincoln ....	12	36	2	5	6	1	.....	.....	1	.....	.138
Johns, Omaha.....	13	31	3	4	4	.....	.....	.....	2	.....	.129
Patton, Omaha.....	12	27	4	3	3	.....	.....	.....	5	1	.111
Hatch, Pueblo .....	13	28	3	3	3	.....	.....	.....	.....	.....	.107
Ashley, Topeka.....	10	30	2	3	5	2	.....	.....	2	.....	.100
Hassler, Wichita .....	17	40	3	3	3	.....	.....	.....	.....	1	.075
Harris, Topeka .....	12	20	.....	1	1	.....	.....	.....	.....	.....	.050
McGee, Pueblo .....	12	23	.....	1	3	.....	1	.....	1	.....	.043

## CLUB BATTING

Name and Club	AB.	R.	BH.	TB.	2B.	3B.	HR.	SH.	SB.	PC.
Des Moines .....	5165	745	1343	1735	181	69	26	189	242	.260
Denver .....	5182	787	1378	1818	219	68	28	121	224	.266
Lincoln.....	5036	646	1272	1616	184	52	19	186	241	.253
Omaha .....	4928	799	1392	1836	216	79	24	148	344	.283
Pueblo .....	4852	688	1302	1784	204	78	41	157	199	.268
Sioux City .....	5076	921	1445	1998	273	54	60	281	294	.285
Topeka.....	4999	692	1308	1703	191	60	29	173	218	.262
Wichita.....	5028	710	1352	1819	214	52	48	194	174	.260

## INDIVIDUAL FIELDING

## First Basemen

Name and Club	G.	P.O.	A.	E.	PC.
Armstrong, Wichita.....	38	288	19	4	.987
Hunter, Soo City .....	156	1558	85	24	.986
Holland, Wichita .....	50	360	35	7	.983
Thomas, Lincoln .....	133	1359	113	25	.983
Lindsay, Denver.....	118	1035	75	20	.982
Dwyer, Des Moines .....	145	1429	64	30	.980
Kunkle, Topeka .....	22	190	11	4	.980
Kane, Omaha .....	153	1448	103	35	.978
Sullivan, Lincoln .....	15	163	8	4	.977
Abbott, Topeka .....	109	964	66	24	.977
Cooley, Topeka.....	20	166	17	5	.973
Clark, Pueblo .....	146	1337	91	41	.972
Pennell, Wichita.....	33	222	17	8	.968
Bohannon, Denver.....	31	220	23	10	.962
Green, Soo City-Lincoln .....	11	70	7	5	.939
Roberts, Wichita .....	35	269	28	24	.925



## INDIVIDUAL FIELDING—Continued

## Second Basemen

Name and Club	G.	PO.	A.	E.	PC.
Fox, Lincoln-Omaha	148	318	400	27	.963
Hughes, Wichita	133	372	363	29	.962
Thomas, Lincoln	13	29	43	3	.960
Pendry, Omaha	41	131	94	10	.957
Graham, Omaha	13	33	30	3	.955
Kohl, Topeka	136	408	384	42	.950
Pritchett, Lincoln-Pueblo	34	74	90	9	.948
Andreas, Soo City	156	391	423	45	.948
Bader, Des Moines	32	69	73	8	.947
Williams, Des Moines	81	206	246	28	.942
Walters, Pueblo	100	246	198	29	.939
Cole, Wichita	21	51	55	7	.938
Perrine, Omaha	11	32	25	4	.934
Xing, Omaha	32	74	77	11	.932
Gilmartin, Des Moines	37	61	98	12	.930
Stankard, Denver	98	206	218	34	.926
Maag, Denver	25	66	82	12	.925
Hogriever, Pueblo-Lincoln	59	126	162	24	.923
Gier, Topeka	19	49	43	9	.911
C. Jones, Denver	32	67	80	15	.907

## Third Basemen

Shipke, Omaha	72	108	170	15	.949
Maag, Denver	120	169	211	24	.941
Cockman, Lincoln	39	37	74	9	.925
Thompson, Denver	22	27	32	5	.922
Kunkle, Topeka	118	135	217	31	.919
E. Locke, Pueblo	72	94	132	23	.908
Pendry, Omaha	88	109	165	28	.907
Welch, Soo City	143	164	271	46	.904
Andrews, Topeka	27	31	60	10	.901
Westerzell, Wichita	155	207	246	50	.901
Pritchett, Lincoln-Pueblo	76	104	148	28	.900
Hogriever, Lincoln-Pueblo	61	76	119	22	.899
Niehoff, Des Moines	155	179	314	59	.893
Kensel, Pueblo	28	25	35	13	.822

## Shortstops

Francks, Omaha	86	186	248	21	.954
Gagnier, Lincoln	133	371	370	49	.938
Anderson, Wichita	71	148	180	46	.933
Potts, Omaha	43	107	123	19	.924
Downey, Topeka	78	157	241	33	.923
Hughes, Wichita	22	47	54	9	.918
Smith, Soo City	151	289	445	67	.916
Reilly, Topeka	52	108	160	25	.915
Corhan, Pueblo	125	311	344	64	.911
Colligan, Des Moines	155	288	363	67	.907
Pritchette, Pueblo	15	29	28	6	.905
Hartman, Denver	154	309	370	71	.905
Misse, Lincoln	13	31	38	8	.896
White, Wichita	75	141	199	41	.893
King, Omaha	24	52	65	17	.873

## INDIVIDUAL FIELDING—Continued

## Outfielders

Name and Club	G.	PO.	A.	E.	PC.
Hogriever, Pueblo-Lincoln .....	24	33	7	0	1.000
Waldron, Lincoln .....	150	202	15	2	.991
Green, Soo City .....	45	56	5	1	.984
Pennell, Wichita .....	122	206	13	5	.978
Cassidy, Denver .....	154	262	24	7	.976
I. Belden, Denver .....	153	267	19	8	.973
Fenlon, Topeka .....	95	153	17	6	.972
A. Davidson, Lincoln .....	150	333	18	12	.967
Belden, Omaha .....	14	29	2	1	.966
P. Davidson, Omaha .....	12	22	5	1	.964
Wooley, Topeka .....	151	268	20	11	.963
Cole, Wichita .....	79	167	16	7	.963
Curtis, Pueblo .....	46	226	12	10	.960
Dalton, Des Moines .....	152	196	15	9	.959
Campbell, Soo City .....	134	171	13	8	.957
McChesney, Pueblo .....	41	81	10	4	.958
Foutz, Pueblo .....	18	21	1	1	.958
Matticks, Des Moines .....	155	296	36	16	.954
King, Omaha .....	97	191	15	10	.954
Welch, Omaha .....	151	224	19	12	.953
Jude, Lincoln .....	118	169	10	9	.952
Gier, Topeka .....	130	164	25	10	.950
Fisher, Omaha .....	151	227	16	13	.949
Gardner, Pueblo .....	22	15	3	1	.947
Jones, Denver .....	117	300	21	18	.947
Miller, Pueblo .....	81	131	8	8	.946
Lange, Des Moines .....	11	12	5	1	.944
Spencer, Pueblo .....	97	209	12	13	.944
Kerner, Des Moines .....	39	63	2	4	.942
Middleton, Wichita .....	126	204	35	16	.937
Hollenbeck, Omaha .....	19	36	6	3	.933
Stovall, Soo City .....	156	180	20	15	.930
Pettigrew, Wichita .....	140	252	29	23	.924
Pendry, Omaha .....	14	21	3	2	.923
Edmondson, Soo City .....	125	222	20	22	.916
Bader, Des Moines .....	106	119	19	13	.914
Thomason, Topeka .....	34	58	4	6	.912
Landreth, Topeka .....	48	69	2	7	.910
Stankard, Denver .....	37	63	6	8	.896
Holmes, Soo City .....	39	44	6	6	.893
Cruikshank, Soo City .....	12	15	6	3	.876
Jehl, Pueblo .....	21	22	1	4	.852

## Catchers

Name and Club	G.	PO.	A.	E.	PB.	PC.
Zaluskey, Denver .....	12	77	11	0	0	1.000
Towne, Soo City .....	109	594	88	10	8	.986
Weaver, Wichita .....	77	447	104	9	6	.984
McManus, Topeka-Des Moines .....	66	287	58	6	10	.983
Hallman, Pueblo-Denver .....	16	73	23	2	6	.980
Cadman, Omaha .....	64	276	61	8	6	.977
Sullivan, Lincoln .....	77	355	96	12	12	.974
Gonding, Omaha .....	100	451	157	17	8	.973
Nunamaker, Lincoln .....	26	146	28	5	5	.972
Shea, Soo City .....	64	333	74	12	9	.971
Thompson, Denver .....	43	198	54	8	15	.969
Kerns, Topeka .....	112	524	101	22	14	.966

## INDIVIDUAL FIELDING, Catchers—Continued

Name and Club	G.	PO	A.	E.	PB.	PC.
Lewis, Des Moines .....	49	303	51	13	10	.965
Mitze, Pueblo .....	102	126	22	9	11	.964
Kerner, Des Moines .....	49	252	36	11	14	.963
Heckinger, Des Moines .....	26	176	33	8	13	.633
Haley, Denver .....	22	107	21	5	5	.962
Henry, Topeka .....	31	160	38	8	2	.961
Shea, Wichita-Des Moines .....	20	86	19	5	3	.955
Jokerst, Wichita .....	36	189	49	12	6	.952
Williams, Pueblo .....	17	84	16	5	2	.952
Haas, Denver .....	50	263	51	18	7	.946
Weigard, Pueblo .....	31	115	47	11	5	.936
Mason, Lincoln .....	71	199	64	19	7	.933
Roberts, Wichita .....	19	60	16	6	0	.927
Zinran, Denver .....	14	55	21	6	1	.927
Jehl, Pueblo .....	11	35	15	6	0	.893
Armstrong, Wichita .....	24	128	29	4	0	.843

Western Association—By a clerical error the batting percentage of Bilger given as .184 should be .242 see page 159).

## CLUB FIELDING

Club	PO.	A.	E.	BB.	HP.	PB.	WP.	SO.	PC.
Omaha .....	3963	1957	270	477	49	14	9	601	.956
Sioux City .....	4069	1976	302	512	37	17	46	785	.952
Topeka .....	3930	1926	313	435	70	30	21	590	.949
Des Moines .....	4090	1855	329	487	73	53	40	894	.948
Denver .....	3969	1728	318	573	92	39	38	681	.947
Wichita .....	4063	1855	359	530	72	26	41	674	.943
Lincoln .....	3989	1988	386	535	64	28	28	468	.939
Pueblo .....	3803	1802	363	490	37	23	24	578	.939

## PITCHERS' RECORDS

Name and Club	Pitching				Fielding							
	G.	W.	L.	PC.	PO.	A.	E.	BB.	HP.	WP.	SO.	PC.
Bohannon, Denver .....	29	9	14	.391	6	55	....	70	8	2	71	1.000
Shackelford, Wichita .....	13	5	5	.500	3	20	....	30	5	2	35	1.000
Saunders, Omaha .....	29	13	9	.591	7	74	....	38	2	..	62	1.000
Ashley, Topeka .....	10	4	4	.500	5	23	....	26	2	2	48	1.000
Lange, Des Moines .....	52	29	12	.707	15	99	2	120	21	7	328	.983
Miller, Des Moines .....	47	24	16	.600	19	85	2	103	20	12	265	.981
McGrath, Lincoln .....	12	6	5	.545	6	45	1	40	6	2	43	.981
Boles, Topeka .....	12	6	3	.667	6	33	1	32	5	1	47	.975
Brennan, Wichita .....	41	18	16	.529	16	82	3	71	9	3	147	.970
Johnson, Lincoln-Soo-C .....	45	15	19	.441	14	100	4	105	14	3	133	.966
Burnum, Topeka-Des M .....	25	8	10	.444	7	53	2	67	14	6	72	.964
Jackson, Denver-Pueblo .....	33	14	14	.500	12	66	3	106	4	6	127	.963
Clarke, Des M -Soo C .....	34	16	8	.667	4	89	4	51	5	8	111	.959
Harris, Topeka .....	12	0	3	.000	2	21	1	14	1	0	23	.958
Galgano, Pueblo .....	42	14	21	.400	17	119	6	108	9	7	124	.958
Chabeck, Soo City .....	42	17	11	.607	9	102	5	65	8	6	132	.957
Adams, Denver .....	43	15	13	.536	3	60	3	143	27	7	192	.955
Fromme, Soo City .....	27	11	8	.579	4	80	4	51	4	3	83	.955
McCafferty, Soo C -Lin. ....	33	10	17	.370	17	136	8	115	18	5	83	.950
Biersdorfer, Des Moines .....	35	16	11	.593	6	82	5	110	6	7	134	.946
Wilson, Soo City .....	13	4	3	.571	4	31	2	28	5	1	59	.946
Melter, Soo City .....	13	7	2	.778	5	30	2	32	4	6	44	.946
Wright, Topeka .....	37	21	10	.677	2	49	3	81	9	5	110	.944

## PITCHERS' RECORDS—Continued

Name and Club	Pitching				Fielding							
	G.	W.	L.	PC.	PO.	A.	E.	BB.	HP.	WP.	SO.	PC.
Patton, Omaha.....	12	5	5	.500	8	25	2	30	7	2	39	.943
Johns, Omaha.....	13	2	9	.182	1	31	2	36	2	1	30	.941
Hollenbeck, Omaha .....	43	20	17	.541	29	81	7	126	0	2	166	.940
Durham, Des M.-Den. ..	10	4	5	.444	8	35	3	27	1	2	21	.935
Keeley, Omaha.....	42	20	13	.606	17	96	8	83	4	1	126	.934
Shaner, Wichita .....	50	18	21	.462	11	89	7	165	23	14	163	.934
Lower, Omaha .....	43	20	12	.625	13	111	9	120	7	4	139	.933
J. Jones, Lincoln .....	32	10	16	.385	8	74	6	69	8	1	60	.932
Bonno, Lincoln-Pueblo	15	4	7	.364	2	23	2	52	6	1	27	.926
Farthing, Lincoln.....	30	12	13	.480	5	57	5	61	4	6	124	.925
Freeman, Soo City .....	29	16	7	.696	6	55	5	113	21	7	146	.924
C. Clark, Wichita .....	16	3	7	.300	2	34	3	47	2	3	52	.923
Nagle, Lincoln .....	23	4	9	.308	5	42	4	60	4	2	78	.922
McGregor, Des Moines....	17	7	5	.583	6	50	5	30	4	3	26	.918
Olmstead, Denver .....	37	24	8	.750	25	71	9	90	16	10	160	.914
Forrester, Lincoln .....	8	1	5	.167	2	18	2	36	2	4	21	.909
Wasson, Lincoln-Denver	24	5	12	.294	7	40	5	61	7	4	55	.904
Ford, Denver .....	16	5	8	.385	3	24	3	61	12	5	53	.900
Kaufmann, Topeka .....	58	22	26	.458	14	126	16	67	17	3	162	.897
Aitchison, Wichita .....	37	18	11	.621	9	65	9	88	7	7	118	.892
Hendrix, Topeka .....	25	10	7	.588	5	49	7	58	9	3	71	.885
J. Locke, Pueblo .....	18	8	8	.500	4	26	4	32	3	2	39	.882
Alderman, Soo City .....	47	22	10	.688	6	114	16	126	32	11	184	.870
Swift, Pueblo .....	47	16	23	.410	20	75	15	122	6	6	174	.864
Thomason, Topeka .....	19	1	4	.200	3	21	4	48	11	4	51	.857
Hassler, Wichita .....	15	4	10	.286	5	28	6	41	2	1	59	.846
McGee, Omaha-Pueblo ..	12	1	4	.200	2	16	6	32	3	2	20	.750
Hatch, Pueblo .....	13	3	7	.300	5	13	6	38	2	1	48	.750

## NEW ENGLAND LEAGUE

## STANDING OF CLUBS AT CLOSE OF SEASON

	Won	Lost	PC.
Worcester .....	77	47	.621
Brockton .....	75	48	.610
Lynn .....	74	49	.602
Fall River .....	71	53	.573
Haverhill .....	62	62	.500
New Bedford.....	51	72	.415
Lowell .....	43	81	.348
Lawrence .....	41	82	.333

## INDIVIDUAL BATTING

Name and Club	G.	AB.	R.	BH.	TB.	2B.	3B.	HR.	SH.	SB.	PC.
Danzig, Lowell .....	64	232	39	80	112	14	9	0	7	17	.345
Hamilton, Lynn .....	109	376	61	125	147	17	2	0	19	23	.332
Burkett, Worcester ....	75	218	30	71	86	10	1	1	6	6	.326
Duggan, New Bed.....	17	40	4	13	17	2	1	0	3	2	.325
Shaw, Worcester .....	89	336	60	108	137	12	7	1	9	28	.321
Russell, Worcester ....	126	437	81	138	185	22	11	0	29	8	.316
Murch, Brockton .....	123	460	54	144	203	33	7	4	7	25	.313
Bradley, Worcester ....	122	462	84	144	217	26	13	7	29	23	.312
Messenger, Fall River	105	374	78	116	178	12	11	8	30	38	.310



INDIVIDUAL BATTING—Continued

Name and Club	G.	AB.	R.	BH.	TB.	2B.	3B.	HR.	SH.	SB.	PC.
Connaughton, Haver.	124	480	73	141	183	34	4	0	16	37	.294
Catterson, Lawrence ..	87	314	34	91	128	17	10	1	15	18	.290
Kiernan, Worcester ..	24	69	14	20	25	3	1	0	4	4	.289
Logan, Worcester.....	118	439	63	125	154	17	4	1	29	16	.285
Briggs, Haverhill .....	118	439	44	125	167	22	4	4	22	15	.285
Barrows, New Bed. ....	123	474	88	134	165	14	8	0	10	29	.283
Burg, Lynn .....	121	438	47	124	159	32	1	0	28	69	.283
Page, Lynn .....	120	474	74	133	159	27	4	1	23	40	.282
Rondeau, Worcester ..	111	403	61	113	140	22	2	0	28	16	.280
Courtney, Haverhill....	110	404	76	112	138	16	3	2	16	52	.277
Fullerton Fall River....	48	117	15	32	37	3	1	0	7	4	.274
Howard, Lowell .....	123	450	54	123	172	11	18	1	14	35	.273
Finlayson, Brockton ..	34	99	9	27	36	7	1	0	10	3	.273
M. O'Toole, Brockton	46	147	17	20	54	9	0	2	8	3	.272
Boardman, Haverhill..	123	480	54	130	177	31	7	1	20	11	.271
Slattery, New B.-Law..	33	119	10	32	37	5	0	0	2	5	.269
Zimmerman, Lynn.....	110	400	70	107	130	13	4	1	19	52	.268
Cunningham, New B.	115	416	41	111	167	19	8	7	24	26	.267
M. Donovan, Brock. ..	125	497	53	132	157	16	3	0	25	23	.266
Austin, F.R.-Law.-Hav	21	79	9	21	25	4	0	0	4	1	.266
Merrill, Haverhill .....	99	340	37	90	122	11	7	2	26	19	.265
Daum, Lynn .....	101	321	33	85	111	15	4	1	23	2	.265
Cooney, Haverhill .....	71	238	15	63	71	3	2	0	6	8	.265
Massey, Low.-Law. ....	99	351	25	92	122	14	5	2	15	8	.262
Devine, Fall River .....	122	465	67	121	159	20	8	1	22	26	.260
Yerkes, Worcester ....	50	185	30	48	59	9	2	0	21	7	.260
Weaver, Fall River .....	118	395	61	102	165	21	12	4	26	17	.258
Wilson, New Bed. ....	88	311	22	80	90	7	1	0	20	10	.257
Keady, Worcester .....	28	74	13	19	29	5	3	0	0	1	.257
Fluharty, Lowell .....	71	274	36	70	95	7	7	0	8	8	.256
Shannon, Brockton ....	107	377	44	96	115	10	5	0	23	27	.255
Wormwood, Fall R. ..	61	153	14	39	50	7	1	0	5	5	.255
Henriksen, Brockton ..	119	421	88	107	145	13	11	1	16	27	.254
Bauman, New Bed. ..	123	444	58	112	153	19	6	1	12	25	.252
Ulrich, New Bedford .	89	275	24	69	81	8	2	0	6	7	.251
Fischer, Fall River....	17	44	4	11	13	2	0	0	4	2	.250
McCune, Worcester ....	95	306	38	76	97	14	3	1	11	21	.248
O'Brien, Law.-N.B. ....	66	238	24	59	75	10	3	0	3	13	.248
Reischman, Lynn.....	46	157	22	39	43	4	0	0	4	1	.248
Duggan, Wr.-Lw.-Br..	33	105	8	26	30	0	2	0	7	6	.248
Wilson, N.B.-Law.....	20	73	11	18	21	3	0	0	2	5	.247
McLane, Brockton .....	121	435	61	107	139	27	5	3	57	22	.246
Griffith, New Bed.....	41	126	16	31	39	4	2	0	5	1	.246
Bowcock, Fall River...	120	436	54	107	148	29	4	1	22	24	.245
Stem, Lynn.....	28	94	8	23	23	0	0	0	5	2	.245
Reynolds, Wor.-Law...	116	426	58	104	135	17	5	1	23	36	.244
Wood, Fall River .....	33	86	8	21	27	4	1	0	4	0	.244
Fitzpatrick, Lynn-Low	111	408	47	99	109	9	0	0	15	33	.243
Shea, Law.-Brock. ....	38	120	7	29	31	2	0	0	3	2	.242
Ainsmith, Lawrence....	51	161	9	39	52	5	2	1	8	5	.242
Whittedge, Lowell ....	34	95	9	23	34	6	1	1	2	0	.242
Uniac, Lowell .....	102	344	36	83	104	17	2	0	17	23	.241
O'Rourke, Lynn.....	98	359	42	86	118	6	8	0	15	24	.240
Crum, New Bed.....	123	419	44	100	118	12	2	1	37	22	.239
Kelley, Law.-Haver....	68	201	25	48	74	12	5	1	6	8	.239
Vinson, Law.-Low.....	114	387	36	92	110	9	4	0	22	20	.238
Wallace, Lynn .....	124	432	63	102	133	15	4	2	24	23	.236
Wilkie, Lowell .....	22	72	5	17	23	3	2	0	1	3	.236

## INDIVIDUAL BATTING—Continued

Name and Club	G.	AB.	R.	BH.	TB.	2B.	3B.	HR.	SH.	SB.	PC.
Fullerton, Lynn .....	27	94	8	22	22	0	0	0	3	2	.234
Hickman, Brockton ..	115	425	54	99	120	19	1	0	18	36	.233
McDevitt, Lowell .....	21	69	6	16	18	2	0	0	0	0	.232
Andrews, Hav.-Fall	80	229	22	53	65	7	2	0	11	11	.231
Murphy, Law.-Lynn ..	51	169	21	39	53	5	2	2	5	3	.231
Guest, Worcester .....	48	156	18	36	48	7	1	1	15	7	.231
Bean, Lawrence .....	31	122	14	28	34	5	0	0	5	5	.230
Keller, New Bedford	47	153	18	35	48	8	2	0	17	10	.229
Needham, Lawrence ..	30	118	13	27	32	1	0	1	4	9	.229
Clements, Ly.-Law.-F.R.	19	75	6	17	19	2	0	0	6	0	.227
Duff, Haver.-Brock....	78	265	25	60	78	8	3	1	8	6	.226
Bannon, Low.-Bek.-Hav.	84	303	33	68	73	5	0	0	15	32	.224
Foster, Lynn-Law. ....	61	166	10	37	44	5	1	0	11	3	.223
Huston, Lowell.....	75	202	30	45	53	6	1	0	12	8	.223
O'Leary, New Bed. ....	47	130	16	29	40	7	2	0	7	1	.223
McGovern, Brockton	106	353	48	78	104	14	6	0	18	28	.221
Hammond, Wor.-Law.	62	218	16	48	58	5	2	0	6	14	.220
Labelle, Lynn-Low. ...	15	41	3	9	10	1	0	0	0	1	.219
Venable, Lowell .....	120	450	60	98	117	12	5	0	14	21	.218
Cox, Low.-N.B.-Hav..	45	156	8	33	41	4	2	0	5	11	.212
Millerick, Law.-Wor. .	71	206	18	43	59	9	2	1	11	7	.209
Lemieux, Wor.-F.R. ..	53	129	24	27	35	5	2	0	4	4	.209
Autrey, Lynn .....	35	135	12	26	29	3	0	0	4	6	.208
Abbott, Lynn .....	40	106	11	22	28	6	0	0	5	0	.208
White, Law.-Haver....	78	246	23	51	66	12	0	1	13	9	.207
Ball, Lowell-Lawrence	38	135	13	28	43	5	2	2	0	6	.207
McDermott, Fall Riv.	116	411	47	84	103	11	5	0	22	21	.204
Templin, New Bed. ....	36	128	8	26	29	3	0	0	1	5	.204
Cutting, Brockton .....	34	93	7	19	19	0	0	0	3	1	.204
Thomas, Law.-N.B.-Ly	18	64	6	13	17	2	1	0	1	7	.203
Solbraa, Fall River ....	113	359	41	80	100	12	4	0	29	12	.201
Slattery, Brockton .....	39	136	11	27	30	4	0	0	6	3	.198
Rieger, Fall River .....	29	61	9	12	13	2	0	0	3	1	.197
Blanchard, Ly.-Low....	25	56	10	11	12	1	0	0	2	0	.196
Taylor, Haverhill .....	21	67	9	13	16	1	1	0	6	2	.194
Nichols, Fall River .....	120	424	61	82	89	6	2	0	14	25	.193
Adler, N.B.-Law.....	119	414	56	80	97	12	4	0	37	42	.193
Flynn, Lawrence .....	46	145	23	28	40	8	1	1	3	17	.193
Wohlleben, Law. ....	31	109	6	21	31	7	2	0	8	5	.192
Maybohm, Law.-Brock	25	63	9	12	22	2	1	2	2	1	.190
Freil, Haverhill.....	51	122	7	23	36	4	3	1	4	0	.189
Toomey, F.R.-Hav.....	77	240	18	44	55	4	2	1	17	10	.183
Waters, Brockton.....	88	220	27	40	43	3	0	0	28	7	.182
Eason, Lawrence .....	52	148	7	27	36	5	2	0	5	0	.182
Warner, Low.-Law. ...	41	107	4	19	22	1	1	0	2	4	.178
Perkins, Hv.-Law.-Wr.	31	79	7	14	17	1	1	0	5	4	.177
Armstrong, New Bed.	31	85	7	15	16	2	0	0	6	1	.176
Hoff, Lynn .....	40	91	9	16	18	2	0	0	7	0	.176
Boyle, Lowell .....	81	51	21	42	46	4	0	0	14	7	.167
Delave, Lawrence.....	16	48	5	8	9	1	0	0	1	3	.167
McMahon, Ly.-Low. ...	15	30	5	5	10	2	0	1	2	0	.167
Lessard, Haverhill ....	42	110	12	18	22	2	1	0	9	2	.164
Girard, Lynn.....	16	43	3	7	10	3	0	0	4	0	.163
Tyler, Lowell .....	15	31	1	5	5	0	0	0	2	0	.160
Owens, Worcester .....	37	103	7	16	19	3	0	0	3	0	.155
Miller, Lawrence.....	17	46	4	7	8	1	0	0	1	2	.152
Wilson, Worcester .....	24	67	5	10	12	2	0	0	3	0	.149
Jolly, Lawrence .....	59	194	7	28	35	2	1	1	8	2	.144

## INDIVIDUAL BATTING—Continued

Name and Club	G	AB	R	BH	TB	2B	3B	HR	SH	SB	PC
Slone, Law.-Wor. ....	29	77	7	11	13	2	0	0	5	0	.143
McKernan, Brockton..	16	49	6	7	8	1	0	0	3	3	.143
Goettel, Brockton .....	19	44	3	6	7	1	0	0	2	0	.136
Bellis, Lawrence .....	58	181	11	23	25	2	0	0	3	2	.127
Weeden, Lynn .....	31	89	6	11	12	1	0	0	2	1	.124
Knetzer, Lawrence.....	36	88	2	10	10	0	0	0	3	1	.110
Duval, Lowell .....	38	107	7	11	12	1	0	0	5	0	.103
O'Toole, Haverhill....	33	90	2	9	10	1	0	0	0	1	.100
Syfert, New Bedford	18	50	4	5	8	0	0	1	3	0	.100
Anderson, Worcester .	17	46	3	4	4	0	0	0	2	1	.087

## CLUB BATTING

Club	G.	AB.	R.	BH.	TB.	2B.	3B.	HR.	SH.	SB.	PC.
Worcester .....	126	4091	591	1081	1408	167	61	12	234	166	.264
Lynn .....	124	3982	512	1017	1265	169	31	6	207	209	.255
Brockton .....	125	4002	506	986	1258	159	41	10	232	214	.246
Haverhill .....	124	4088	455	991	1293	170	44	14	187	201	.242
New Bedford..	123	3849	432	915	1154	129	41	10	194	179	.238
Fall River .....	124	3877	522	916	1212	144	56	14	218	194	.236
Lowell .....	126	4043	433	924	1155	113	53	4	150	212	.229
Lawrence .....	124	3969	342	846	1090	126	38	14	145	176	.213

## INDIVIDUAL FIELDING

## First Basemen

Name and Club	G.	PO.	A.	E.	PC.
Stem, Lynn .....	28	276	11	1	.997
McGovern, Brockton .....	67	676	30	6	.992
Keller, New Bedford .....	47	474	34	4	.992
Bradley, Worcester .....	118	1148	89	17	.987
Massey, Lowell-Lawrence .....	99	1003	59	16	.985
Autrey, Lynn .....	35	332	27	6	.984
Duff, Haverhill-Brockton .....	78	820	45	16	.982
Cox, New Bedford-Lowell-Haverhill .....	41	418	16	8	.982
Solbraa, Fall River .....	112	1043	58	23	.977
Danzig, Lowell .....	63	578	31	14	.976
Andrews, Haverhill-Fall River .....	21	199	9	5	.976
Templin, New Bedford .....	36	389	16	10	.976
Slattery, Brockton .....	38	320	14	9	.974
Reischman, Lynn.....	45	451	19	14	.971
Wohlleben, Lawrence .....	31	323	18	12	.967

## Second Basemen

Fitzpatrick, Lynn-Lowell .....	109	306	267	18	.970
Logan, Worcester.....	118	326	310	24	.963
Hickman, Brockton .....	66	190	165	14	.962
Connaughton, Haverhill .....	123	272	372	33	.951
Shannon, Brockton .....	31	60	76	7	.951
Thomas, Lawrence-New Bed.-Lynn.....	15	41	33	4	.949
Cunningham, New Bedford .....	118	275	314	34	.945
Nichols, Fall River .....	120	285	310	36	.943
Page, Lynn .....	120	331	337	48	.933
Bean, Lawrence .....	28	76	75	12	.926
McKernan, Brockton.....	16	34	39	6	.924
Duggan, Worcester-Lawrence-Brockton	15	31	37	6	.919
Jolly, Lawrence .....	59	119	151	30	.900

## INDIVIDUAL FIELDING—Continued

## Third Basemen

Name and Club	G	PO	A	E	PC
Murch, Brockton .....	122	144	257	24	.944
Boardman, Haverhill .....	123	149	289	28	.940
Wilson, New Bedford .....	88	97	224	25	.928
Fullerton, Lynn .....	27	25	59	7	.923
Burg, Lynn .....	97	100	184	24	.922
Needham, Lawrence .....	27	39	66	10	.913
Bellis, Lawrence .....	58	86	104	19	.909
Venable, Lowell .....	119	186	235	43	.907
McDermott, Fall River .....	116	135	236	41	.900
Shaw, Worcester .....	75	83	161	32	.884
Hammond, Worcester-Lawrence .....	50	36	66	17	.857
Adler, New Bedford-Lawrence .....	34	49	55	19	.846

## Shortstops

Burg, Lynn .....	25	43	73	10	.921
Uniac, Lowell .....	90	165	252	46	.901
Adler, New Bedford-Lawrence .....	85	189	259	50	.900
Cooney, Haverhill .....	46	92	98	22	.896
Shannon, Brockton .....	73	115	202	37	.895
Weaver, Fall River .....	118	302	349	77	.894
Yerkes, Worcester .....	48	60	141	24	.893
O'Rourke, Lynn .....	97	169	292	58	.888
Hickman, Brockton .....	47	98	136	31	.883
Guest, Worcester .....	48	77	145	30	.881
Bauman, New Bedford .....	77	172	212	56	.873
Flynn, Lawrence .....	36	61	102	24	.872
White, Lawrence-Haverhill .....	67	121	137	39	.869
McCune, Worcester .....	15	31	42	11	.869
Murphy, Lawrence-Lynn .....	17	22	40	13	.827
Wilkie, Lowell .....	17	24	39	14	.818

## Outfielders

Fleming, Lowell .....	15	10	3	0	1.000
McLane, Brockton .....	121	231	15	6	.976
Taylor, Haverhill .....	20	35	4	1	.975
Courtney, Haverhill .....	110	173	18	5	.974
Barrows, New Bedford .....	123	202	30	7	.971
Russell, Worcester .....	126	217	12	9	.970
Murphy, Lawrence-Lynn .....	22	28	3	1	.969
Catterson, Lawrence .....	85	156	13	6	.966
Howard, Lowell .....	123	293	34	12	.964
Crum, New Bedford .....	122	210	30	9	.964
Ball, Lowell-Lawrence .....	38	85	8	4	.959
Reynolds, Worcester-Lawrence .....	117	142	11	7	.956
Merrill, Haverhill .....	74	108	10	6	.955
Eason, Lawrence .....	15	18	3	1	.955
Bauman, New Bedford .....	39	56	5	3	.953
Devine, Fall River .....	120	140	12	8	.950
Vinson, Lawrence-Lowell .....	114	157	21	10	.947
Fluharty, Lowell .....	58	89	16	6	.946
Henriksen, Brockton .....	118	187	14	12	.944
Bowcock, Fall River .....	106	197	18	13	.943
Messenger, Fall River .....	105	192	19	13	.942
Briggs, Haverhill .....	118	242	15	16	.941
O'Brien, New Bedford-Lawrence .....	65	130	13	9	.941
Wallace, Lynn .....	123	258	19	18	.939
Hamilton, Lynn .....	109	195	6	14	.935



## INDIVIDUAL FIELDING—Continued

## Pitchers

Name and Club	G.	PO.	A.	E.	PC.
Rondeau, Worcester .....	93	179	19	15	.930
Bannon, Lowell-Brockton-Haverhill .....	86	146	10	12	.929
Kiernan, Worcester .....	24	33	2	3	.921
Burkett, Worcester .....	65	99	4	9	.920
McDevitt, Lowell .....	21	30	2	3	.914
Donovan, Brockton .....	125	157	12	16	.913
Zimmerman, Lynn .....	110	164	14	21	.894
Clemens, Lynn-Fall River .....	19	32	3	7	.833
Wilson, New Bedford-Lawrence .....	20	19	0	4	.826
Austin, Fall River-Lawrence-Haverhill .....	19	37	5	10	.808
O'Toole, Haverhill .....	33	10	86	0	.000
Cooney, Haverhill .....	15	2	56	0	.000
Wilson, Worcester .....	30	10	70	1	.988
Lessard, Haverhill .....	41	14	117	3	.978
Abbott, Lynn .....	40	8	109	3	.975
Goettel, Brockton .....	19	5	55	2	.968
Eason, Lawrence .....	15	7	48	2	.965
Warner, Lowell-Lawrence .....	37	8	125	5	.964
Owens, Worcester .....	36	7	69	3	.963
Syfert, New Bedford .....	17	9	67	3	.963
Whittredge, Lowell .....	31	7	94	4	.962
Hoff, Lynn .....	31	17	56	3	.960
Maybohm, Lawrence-Brockton .....	23	9	64	3	.960
Keady, Worcester .....	24	10	38	2	.960
Sline, Lawrence-Worcester .....	29	4	63	3	.957
Girard, Lynn .....	16	2	37	2	.951
Freil, Haverhill .....	33	6	108	6	.950
Cutting, Brockton .....	33	1	69	4	.946
Duval, Lowell .....	38	6	92	6	.942
Blanchard, Lynn-Lowell .....	25	8	55	4	.940
Rieger, Fall River .....	29	9	63	5	.934
Griffith, New Bedford .....	26	16	80	7	.932
Finlayson, Brockton .....	33	6	85	7	.929
Wood, Fall River .....	33	15	86	8	.927
Fullerton, Fall River .....	44	13	146	15	.914
Armstrong, New Bedford .....	31	6	89	10	.905
Knetzer, Lawrence .....	36	12	90	11	.903
O'Toole, Brockton .....	43	14	151	19	.897
Anderson, Worcester .....	17	3	32	5	.875
Wormwood, Fall River .....	39	11	70	16	.835

## Catchers

Rondeau, Worcester .....	15	68	17	0	1.000
Daum, Lynn .....	86	423	113	7	.987
McCune, Worcester .....	67	402	68	7	.985
Millerick, Lawrence-Worcester .....	62	313	74	8	.980
Toomey, Fall River-Haverhill .....	74	354	108	10	.979
Shea, Lawrence-Brockton .....	36	240	37	6	.979
Slattery, New Bedford-Lawrence .....	17	70	16	2	.977
Waters, Brockton .....	75	454	98	14	.975
Huston, Lowell .....	50	237	75	8	.974
Ulrich, New Bedford .....	86	396	123	15	.972
Lemieux, Worcester-Fall River .....	50	257	60	9	.972
Boyle, Lowell .....	78	354	131	15	.970
Ainsmith, Lawrence .....	46	220	61	9	.969

## INDIVIDUAL FIELDING, Catchers—Continued

Name and Club	G.	P.O.	A.	E.	P.C.
Andrews, Haverhill-Fall River .....	53	248	64	11	.966
Weeden, Lynn .....	31	141	41	7	.963
McGovern, Brockton .....	30	241	39	11	.962
Foster, Lynn-Lawrence.....	47	161	40	9	.957
Duggan, New Bedford.....	16	70	15	4	.955
O'Leary, New Bedford .....	24	97	24	6	.953
Kelley, Lawrence-Haverhill .....	50	250	58	20	.939
Perkins, Haverhill-Lawrence-Worcester	29	121	30	12	.926
Fischer, Fall River.....	16	61	20	8	.910

## CLUB FIELDING

Brockton .....	125	3386	1582	243	.953
Lowell .....	126	3338	1686	251	.952
Haverhill .....	124	3313	1657	254	.951
Worcester .....	126	3354	1581	264	.949
Lynn .....	124	3230	1557	264	.948
New Bedford.....	123	3202	1725	289	.945
Lawrence .....	124	3236	1637	311	.940
Fall River .....	124	3245	1633	318	.939

## Pitchers' Records

Name and Club	Won	Lost	P.C.
O'Toole, Brockton .....	26	12	.684
Keady, Worcester .....	13	6	.674
Wilson, Worcester .....	13	7	.650
Owens, Worcester .....	18	10	.643
Anderson, Worcester .....	9	5	.643
Abbott, Lynn .....	25	14	.641
Finlayson, Brockton .....	19	11	.633
Wood, Fall River .....	17	10	.630
Hoff, Lynn .....	18	11	.621
Fullerton, Fall River .....	24	15	.615
Griffith, New Bedford .....	14	9	.609
Goettell, Brockton.....	10	7	.588
Cooney, Haverhill .....	7	5	.583
Wormwood, Fall River .....	19	14	.576
Sweeney, Worcester.....	6	5	.545
Slime, Lawrence-Worcester .....	14	12	.538
Girard, Lynn.....	7	6	.538
Cutting, Brockton .....	15	13	.536
Freil, Haverhill.....	16	14	.533
Lessard, Haverhill .....	17	17	.500
Armstrong, New Bedford .....	14	14	.500
Maybohm, Lawrence-Brockton .....	7	7	.500
O'Toole, Haverhill.....	15	16	.484
Rieger, Fall River .....	8	9	.470
Whiting, Lynn .....	6	7	.462
Duval, Lowell .....	13	17	.433
Merrill, Haverhill .....	6	8	.429
Syfert, New Bedford .....	7	10	.412
Warner, Lowell-Lawrence.....	11	16	.407
Eason, Lawrence .....	6	9	.400
Blanchard, Lynn-Lowell .....	7	11	.389
Knetzer, Lawrence.....	9	20	.310
Whittredge,*Lowell .....	7	20	.259
Coffin, New Bedford .....	2	9	.182

## CONNECTICUT LEAGUE

## STANDING OF CLUBS AT CLOSE OF SEASON

Club	Won	Lost	P.C.
Hartford .....	74	44	.627
Holyoke .....	68	53	.562
New Britain .....	64	55	.538
Waterbury .....	64	61	.512
Springfield .....	60	63	.488
New Haven .....	59	65	.476
Northampton .....	54	68	.443
Bridgeport.....	44	78	.361

## INDIVIDUAL BATTING

Name and Club	G.	AB.	R.	1B.	2B.	3B.	HR.	SH.	SB.	P.C.
McCabe, New Britain .....	120	481	87	176	32	9	8	19	13	.366
Swander, Waterbury .....	122	479	64	154	19	14	0	11	17	.322
Collins, Springfield .....	88	354	66	114	21	12	8	24	12	.322
Waite, Springfield .....	122	455	86	146	32	7	4	30	24	.321
Hart, Hartford .....	121	456	71	145	26	6	2	27	31	.319
Ladd, Bridgeport .....	124	460	55	156	27	8	3	17	12	.318
Zacher, New Haven.....	124	476	63	151	35	8	8	35	10	.317
Mason, New Britain.....	121	450	62	142	30	2	9	12	21	.315
Bronkie, Waterbury .....	125	469	86	146	19	10	0	25	22	.311
Almeida, New Britain .....	106	403	80	124	30	6	10	21	10	.308
Hilt, Bridgeport .....	123	492	79	151	29	20	3	25	13	.307
Needham, New Britain .....	90	332	49	102	18	0	0	14	13	.307
Maggert, Springfield .....	94	361	69	111	30	11	7	12	7	.307
Bertwhistle, New Haven.....	42	164	30	50	6	1	1	7	9	.305
Sherwood, New Haven .....	124	416	78	126	20	3	4	41	19	.303
Waterman, New Britain .....	113	440	86	133	29	2	2	24	20	.302
Rogers, Waterbury .....	115	417	62	126	7	7	0	23	9	.302
Herbst, New Haven.....	51	146	24	44	4	0	1	5	5	.301
Yale, Northampton .....	125	490	77	147	18	18	3	64	24	.300
Miller, Waterbury .....	125	470	74	140	35	15	2	10	19	.298
Miller, Bridgeport .....	120	464	60	137	30	12	9	8	10	.295
Perkins, Hartford.....	96	392	79	115	26	2	23	20	11	.293
Plank, Northampton .....	72	205	21	60	6	1	0	3	14	.293
McCormick, Northampton .....	124	485	95	141	31	7	5	22	19	.291
Pastor, Northampton .....	93	348	66	101	15	6	0	28	21	.290
Welch, Northampton.....	96	331	61	96	17	9	3	29	10	.290
Burke, Northampton.....	122	463	74	133	30	8	19	13	16	.287
Rising, Springfield .....	109	426	50	122	20	4	3	31	29	.286
W, McCabe, Holyoke.....	98	347	47	99	16	2	1	5	11	.285
Wanner, Hartford .....	125	480	73	137	25	7	0	45	48	.285
Ward, New Britain .....	46	123	18	35	7	1	0	3	5	.284
McCarthy, Hartford.....	20	53	11	15	2	2	0	3	1	.283
Luby, Springfield .....	107	378	50	107	17	9	2	7	11	.283
Pollard, Bridgeport .....	46	121	15	34	6	1	0	1	4	.281
McKenna, Hartford .....	120	432	75	121	25	9	2	21	27	.280
Dolan, Hartford .....	125	503	94	139	16	5	4	20	21	.276
Cabrera, New Britain .....	114	427	68	118	24	4	7	24	33	.276

## INDIVIDUAL BATTING—Continued

Name and Club	G	AB	R	1B	2B	3B	HR	SH	SB	PC.
Bannon, Bridgeport.....	124	458	70	124	28	11	3	12	46	.271
Duggan, New Haven .....	17	67	12	18	1	0	0	1	3	.268
Connell, New Haven .....	118	431	88	115	24	7	2	32	22	.267
Connery, Hartford .....	111	439	57	117	12	3	2	30	6	.266
Flourney, Hartford .....	90	341	64	90	19	4	2	17	5	.264
Sweeney, Bridgeport .....	43	156	14	41	3	1	0	4	5	.263
Evans, Hartford.....	35	91	11	24	2	1	1	3	5	.263
Havel, New Haven-Spring.	115	408	74	107	19	6	3	51	17	.262
Sindler, Holyoke .....	21	42	11	11	2	1	0	1	4	.262
Riley, New Britain .....	39	126	22	33	8	0	0	7	4	.259
Gilbert, New Britain .....	18	70	6	18	2	1	0	2	1	.257
Nichols, Waterbury .....	96	341	55	87	15	1	0	11	29	.255
McPartlin, Waterbury.....	28	83	6	21	3	0	0	1	2	.253
Beaumont, Hartford .....	75	247	27	62	8	1	3	2	5	.251
Wadleigh, Hartford .....	49	164	19	41	9	4	1	5	3	.250
Cote, Waterbury-New B. ..	120	460	75	114	16	7	1	11	13	.248
Metzger, Hartford .....	116	394	58	97	13	3	0	18	20	.246
Connor, Springfield .....	85	284	38	70	16	1	0	18	32	.246
Lavigne, New Haven.....	70	246	30	60	9	5	0	2	15	.244
Baker, Holyoke .....	111	409	62	99	12	6	5	24	17	.242
Barbour, Springfield .....	124	464	57	112	17	9	1	19	62	.241
Thomas, New Haven.....	47	187	22	45	7	2	1	3	6	.241
Duggan, Holyoke .....	98	329	52	79	18	6	10	3	15	.240
Bridges, Northampton .....	109	354	55	85	14	9	2	17	17	.240
Walters, New Haven .....	98	331	18	79	6	1	0	6	14	.239
O'Hara, Northampton .....	65	232	30	54	9	2	0	15	16	.233
T. O'Brien, New Haven .....	44	152	20	35	4	2	1	6	7	.231
Steinhauser, Bridgeport .....	115	445	61	102	19	5	2	13	12	.229
Whalen, Springfield .....	71	241	26	55	6	5	0	12	14	.228
Hardie, New Britain .....	21	62	5	14	3	2	0	1	1	.226
Burns, Northampton .....	119	415	51	93	19	13	3	15	29	.224
McDonald, Waterbury .....	96	303	35	68	21	2	0	10	6	.224
Bunyan, Bridgeport.....	66	242	21	54	11	0	0	3	8	.223
Brennan, Waterbury .....	91	338	45	75	11	6	1	13	14	.222
Greenwell, Springfield .....	34	86	12	19	1	0	0	1	1	.221
Arbogast, Hartford .....	103	351	32	77	16	6	1	13	8	.219
O'Brien, New Haven.....	37	132	14	29	5	3	0	5	8	.219
Justice, Hartford .....	122	444	46	96	14	1	0	34	27	.216
Stevens, Northampton .....	17	51	6	11	2	2	1	0	3	.216
Behrendt, New Haven .....	18	51	2	11	3	0	0	0	1	.216
Zeller, Springfield.....	30	95	14	20	4	1	0	2	2	.215
Schmalz, Bridgeport.....	32	107	7	23	3	1	0	1	2	.215
Guest, New Haven.....	66	238	33	51	12	4	3	11	14	.214
Robarge, Northampton.....	59	181	23	33	2	0	0	16	13	.210
Scanlon, New Haven .....	63	196	34	41	13	0	1	15	8	.209
Rufrange, New Britain .....	60	191	24	40	13	1	1	9	7	.209
Ruell, Holyoke .....	65	220	34	46	9	3	2	5	10	.209
Doherty, Waterbury .....	110	374	50	78	12	0	1	7	31	.209
Shinell, Waterbury .....	50	123	24	32	3	4	1	6	7	.209
Corcoran, New Haven .....	32	77	7	16	3	0	0	1	2	.208
McAndrews, Northampton ..	111	446	72	92	11	2	0	31	12	.206
Ahearn, Holyoke .....	66	224	19	46	4	1	0	1	5	.205
Hammond, New Haven .....	35	117	12	24	3	2	0	3	6	.205
Flynn, Springfield .....	67	238	48	48	6	2	0	16	4	.201
Golden, Northampton .....	121	435	51	87	20	4	1	45	25	.200
Ambrose, New Haven .....	36	130	22	26	3	2	0	8	6	.200
Eastman, Waterbury.....	23	75	9	15	1	2	0	0	0	.200
Lober, Hartford .....	31	125	14	25	7	1	0	3	1	.200



## INDIVIDUAL BATTING—Continued

Name and Club	G.	AB.	R.	1B.	2B.	3B.	HR.	SH.	SB.	PC.
Kocher, Bridgeport .....	107	359	35	70	14	6	0	9	9	.195
Knott, New Britain .....	19	67	6	13	3	0	1	1	2	.194
Hess, Northampton .....	26	78	7	15	2	1	0	5	3	.192
Bannister, Waterbury .....	40	119	12	22	7	2	0	3	5	.185
Gibbs, Bridgeport .....	49	129	16	24	6	1	2	2	2	.185
Schuman, Hartford .....	35	103	8	19	4	1	0	0	3	.184
Delave, Northampton .....	30	93	4	17	2	1	0	2	2	.183
Wade, Northampton .....	47	187	21	34	7	0	0	14	8	.182
Files, Holyoke .....	51	149	18	27	5	3	5	1	5	.180
Carrick, New Haven .....	28	73	3	13	4	0	0	1	0	.178
Finn, Northampton .....	22	84	8	15	5	2	1	1	2	.178
Bourquen, Bridgeport .....	52	183	17	32	7	1	0	6	8	.175
Romer, Bridgeport-Holyoke	39	97	11	17	4	1	0	2	6	.175
Reisigl, New Haven.....	34	8	7	15	4	0	1	1	5	.170
Warner, Northampton .....	32	77	8	13	1	3	2	0	0	.169
Burns, New Britain .....	28	102	3	17	1	6	0	0	0	.166
Hirst, New Britain.....	46	134	10	22	3	0	0	4	9	.164
McLean, Springfield.....	35	99	10	16	1	6	1	1	0	.162
Crutcher, Waterbury .....	15	31	2	5	0	2	1	0	0	.161
McKenna, Bridgeport .....	48	162	11	25	4	1	0	4	6	.155
Bowers, Holyoke .....	27	102	17	16	2	0	2	3	4	.154
Leverenz, Hartford .....	34	86	10	13	3	0	1	1	2	.151
Kane, Bridgeport .....	19	54	4	8	0	0	3	1	0	.148
Swanson, Hartford-Holyoke.	36	89	12	13	4	2	0	1	4	.146
Coffin, Springfield.....	16	48	2	7	0	1	3	0	0	.146
Fisher, Hartford .....	37	105	9	15	1	1	1	2	2	.143
Peterson, Northampton .....	15	42	1	5	0	3	1	0	0	.119
Brown, New Britain .....	43	95	5	11	1	0	2	3	5	.117
Porray, Springfield.....	21	44	5	5	1	2	0	0	0	.113
Phelan, Bridgeport .....	21	76	6	8	2	4	1	1	0	.105
Case, New Britain .....	28	60	5	6	3	0	1	0	0	.100
Chase, Waterbury .....	11	30	5	3	0	2	1	1	1	.100
Doll, New Haven .....	13	30	3	3	0	1	0	0	0	.100
Sillery, Waterbury .....	32	78	9	6	0	1	0	0	0	.078
Parker, Springfield.....	40	93	1	7	1	3	0	0	0	.075

## CLUB BATTING

Club	AB.	R.	H.	PC.
New Britain .....	4085	618	1113	.272
Waterbury.....	4061	586	1050	.258
New Haven .....	4099	580	1030	.251
Springfield .....	4203	593	1056	.251
Holyoke .....	4282	671	1066	.250
Hartford .....	4245	591	1059	.249
Bridgeport.....	4174	518	1023	.245
Northampton .....	4058	588	956	.235

## INDIVIDUAL FIELDING

## First Basemen

Name and Club	G.	PO.	A.	E.	PC.
O'Brien, New Haven .....	44	425	25	3	.993
Duggan, Holyoke .....	89	925	45	11	.989
Yale, Northampton .....	125	1220	59	16	.987
Connery, Hartford .....	109	1111	54	17	.986
Bunyan, Bridgeport.....	62	572	46	12	.981
Miller, Waterbury.....	100	1043	59	25	.979
Bowers, Holyoke .....	27	273	8	5	.979
Mason, New Britain.....	121	1139	70	30	.976

## INDIVIDUAL FIELDING, First Basemen—Continued

	G	PO	A	E	PC.
Luby, Springfield .....	82	712	42	22	.973
Thomas, New Haven .....	26	241	14	7	.973
Lavigne, New Haven .....	21	193	4	6	.970
McKenna, Bridgeport .....	31	286	15	10	.968
Phelan, Bridgeport .....	21	235	13	10	.961
Nichols, Waterbury .....	22	230	14	11	.957
Zeller, Springfield .....	27	236	14	13	.949

## Second Basemen

Wanner, Hartford .....	125	338	343	14	.979
Hammond, New Haven .....	35	97	91	6	.969
Doherty, Waterbury .....	110	283	280	37	.943
Burns, New Britain .....	28	89	81	11	.939
Miller, Waterbury .....	15	44	47	6	.938
Needham, New Britain .....	90	274	246	36	.935
Baker, Holyoke .....	108	295	302	43	.934
Pastor, North .....	93	297	255	46	.923
Robarge, North .....	17	55	37	9	.919
Havel, New Haven-Springfield .....	115	286	286	56	.908
Bourquen, Bridgeport .....	52	125	136	27	.907
Collins, Springfield .....	80	204	239	46	.906
Sweeney, Bridgeport .....	43	103	93	22	.899
Schmalz, Bridgeport .....	25	60	50	17	.866

## Third Basemen

Bronkie, Waterbury .....	120	129	277	39	.935
Scanlon, Holyoke .....	34	30	59	8	.918
Miller, Bridgeport .....	118	142	220	35	.912
Metzger, Hartford .....	110	179	190	38	.907
Barbour, Springfield .....	124	179	196	42	.900
Sherwood, New Haven .....	124	160	235	45	.898
Almeida, New Britain .....	103	125	211	42	.889
Perkins, Holyoke .....	96	118	196	40	.877
McAndrews, Northampton .....	111	141	188	53	.865

## Shortstops

McCormack, Holyoke .....	124	272	395	56	.922
Hilt, Bridgeport .....	121	257	389	70	.902
Cabrera, New Britain .....	111	222	329	61	.900
Guest, New Haven .....	66	118	201	37	.896
Rodgers, Waterbury .....	115	202	418	75	.892
Justice, Hartford .....	122	198	344	67	.890
Burns, Springfield-Northampton .....	119	256	353	77	.888
Flynn, Springfield .....	67	124	194	48	.869
Scanlon, Northampton .....	26	51	73	20	.861
O'Hara, Northampton .....	31	46	81	32	.798
Ambrose, New Haven .....	34	41	84	37	.771

## Outfielders

Hart, Hartford .....	120	158	4	4	.976
Steinhauser, Bridgeport .....	115	173	12	6	.968
Zacher, New Haven .....	124	270	21	11	.963
Waite, Springfield .....	122	244	13	10	.962
O'Brien, New Haven .....	37	49	2	2	.962
Robarge, Northampton .....	24	27	1	1	.962

## INDIVIDUAL FIELDING, Outfielders—Continued

	G	PO	A	E	PC
Bertwhistle, New Haven.....	42	87	9	4	.960
Nichols, Waterbury .....	73	123	11	6	.957
Golden, Northampton .....	121	235	11	12	.954
W. McCabe, Holyoke.....	83	81	1	4	.954
Wade, Northampton .....	47	90	6	5	.950
Maggert, Springfield .....	94	162	14	10	.946
McCabe, New Britain .....	119	235	15	15	.943
Pollard, Bridgeport .....	16	14	2	1	.941
Rising, Springfield .....	109	197	12	14	.937
Delan, Hartford .....	125	220	14	16	.936
Ladd, Bridgeport .....	124	231	12	17	.935
Walsh, Northampton.....	96	179	9	13	.935
Swander, Waterbury .....	122	230	25	18	.934
Burke, Holyoke .....	112	166	9	13	.931
McKenna, Hartford .....	120	170	15	14	.930
Thomas, New Haven.....	21	39	1	3	.930
Bannon, Bridgeport .....	123	200	14	21	.926
Waterman, New Britain .....	111	174	18	16	.923
Connell, New Haven .....	118	137	8	12	.923
Brennan, New Britain-Waterbury .....	94	163	12	17	.911
Plank, Northampton .....	40	34	2	4	.900
Gilbert, New Britain .....	18	23	0	3	.893
Cote, Waterbury-New Britain .....	120	112	10	16	.891
Lober, Hartford .....	31	16	5	3	.875
Luby, Springfield .....	21	25	3	4	.875
Flourney, Hartford .....	90	132	6	20	.873
Ruell, Holyoke .....	42	63	3	10	.868
Herbst, New Haven.....	35	33	1	6	.850
Finn, Northampton .....	22	21	0	5	.808
Riley, New Britain.....	33	21	0	6	.778
Connor, Springfield .....	26	30	1	8	.771
O'Hara, Northampton .....	21	27	0	8	.771

## Pitchers

Coffin, Springfield.....	16	4	23	0	1.000
Stevens, Northampton .....	17	7	48	0	1.000
Fisher, Hartford.....	34	13	106	3	.975
McCarthy, Hartford.....	14	8	28	1	.973
McCabe, Holyoke .....	15	5	31	1	.973
Porray, Springfield.....	21	1	35	1	.973
Hess, Northampton .....	21	1	35	2	.971
Peterson, Northampton .....	15	8	56	2	.969
Herbst, New Haven.....	18	5	45	2	.962
McLean, Springfield.....	35	12	87	4	.961
Schuman, Hartford .....	35	3	69	3	.960
Doll, New Haven .....	13	4	42	2	.958
Eastman, Waterbury.....	16	5	38	1	.956
Reisigl, New Haven.....	34	12	72	4	.955
Carrick, New Haven .....	28	6	52	3	.951
Kane, Bridgeport .....	16	1	37	2	.950
Warner, Springfield-Northampton .....	32	5	70	4	.949
McPartlin, Waterbury.....	28	3	68	4	.947
Gibbs, Bridgeport .....	49	12	112	7	.946
Greenwell, Springfield .....	24	8	59	4	.943
Delave, Northampton .....	25	17	83	6	.943
Case, New Britain .....	25	7	57	4	.941
Wilcox, New Haven .....	10	0	15	1	.938

## INDIVIDUAL FIELDING, Pitchers—Continued

Name and Club	G.	PO.	A.	E.	PC.
Sillery, Waterbury .....	32	6	69	5	.938
Leverenz, Hartford .....	29	8	64	5	.935
Ward, New Britain .....	42	27	87	8	.934
Plank, Northampton .....	32	11	93	8	.929
Sindler, Holyoke .....	21	8	47	5	.917
Parker, Springfield .....	40	4	73	5	.917
Hodge, New Britain .....	14	1	20	2	.913
Corcoran, New Haven .....	32	13	55	7	.907
Hardie, New Britain .....	20	6	46	5	.905
Crutcher, Holyoke .....	15	4	24	3	.905
Pollard, Bridgeport .....	27	7	65	8	.900
Romer, Bridgeport-Holyoke .....	36	7	108	14	.891
Files, Holyoke .....	42	16	88	13	.889
Evans, Hartford .....	34	6	58	9	.853
Swanson, Hartford-Holyoke .....	36	5	70	13	.852
Brown, New Britain .....	43	12	90	18	.850
Halligan, Northampton .....	11	0	22	4	.846
Chase, Waterbury .....	11	3	25	6	.823
Bannister, Waterbury .....	36	3	78	22	.786
Behrendt, New Haven-Bridgeport .....	18	4	36	14	.741
Connor, Springfield .....	57	341	60	8	.980
Shincil, Waterbury .....	44	216	49	6	.979
Arbogast, Hartford .....	82	549	119	15	.978
Wadleigh, Hartford .....	49	311	67	9	.977
McDonald, Waterbury .....	90	412	100	13	.975
Bridges, Northampton .....	105	509	139	19	.972
Whalen, Springfield .....	71	369	61	13	.970
Robarge, Northampton .....	18	51	7	2	.967
Rufange, New Britain .....	59	303	70	14	.964
Lavigne, New Hampshire .....	37	195	37	9	.962
Ahearn, Holyoke .....	64	343	75	18	.959
Waters, New Haven .....	98	475	112	26	.957
Hirst, New Britain .....	45	216	34	13	.950
Beaumont, Holyoke .....	75	336	75	22	.949
Kocher, Bridgeport .....	107	521	158	37	.948
Knott, New Britain .....	19	94	18	8	.921

## CLUB FIELDING

Club	PO.	A.	E.	PC.
Hartford .....	3400	1556	240	.954
Northampton .....	3338	1581	315	.940
Holyoke .....	3336	1608	314	.940
Waterbury .....	3286	1662	339	.936
New Haven .....	3250	1549	336	.934
New Britain .....	3198	1545	341	.933
Bridgeport .....	3248	1603	356	.932
Springfield .....	3362	1483	365	.930

## PITCHERS' RECORDS

Name and Club	G.	W.	L.	BB.	SO.	PC.
Fisher, Hartford .....	34	24	5	85	243	.827
McCarthy, Hartford .....	14	9	2	30	58	.817
McCabe, Holyoke .....	15	9	3	25	38	.750
Eastman, Waterbury .....	16	8	4	28	64	.667
Schuman, Hartford .....	35	18	10	127	171	.667
Bannister, Waterbury .....	36	22	12	56	172	.647



## PITCHERS' RECORDS—Continued

	G	W	L	BB	SO	PC
Files, Holyoke .....	42	20	11	146	172	.645
Delave, Northampton .....	25	14	8	57	70	.636
Crutcher, Holyoke .....	15	5	3	49	42	.625
McPartlin, Waterbury .....	28	15	11	70	69	.577
Sindler, Holyoke .....	21	8	6	39	64	.572
Herbst, New Haven .....	18	8	6	24	45	.572
Ward, New Britain .....	42	17	13	98	156	.567
Brown, New Britain .....	43	17	13	81	142	.567
McLean, Springfield .....	35	17	13	55	120	.567
Case, New Britain .....	25	9	7	41	76	.562
Hardie, New Britain .....	20	10	8	52	73	.555
Doll, New Haven .....	13	6	5	45	45	.554
Hodge, New Britain .....	14	6	5	32	40	.545
Corcoran, New Haven .....	32	13	11	50	77	.542
Coffin, Springfield .....	16	7	6	32	78	.538
Romer, Bridgeport-Holyoke .....	36	17	15	86	152	.531
Hess, Northampton .....	21	10	9	29	66	.526
Leverenz, Hartford .....	29	13	12	91	110	.520
Warner, Springfield-Northampton .....	32	12	12	81	126	.500
Greenwell, Springfield .....	24	9	9	36	75	.500
Wilcox, New Haven .....	10	3	3	22	33	.500
Carrick, New Haven .....	28	10	10	44	92	.500
Pollard, Bridgeport .....	27	9	9	56	75	.500
Evans, Hartford .....	34	10	11	88	158	.476
Sillery, Waterbury .....	32	14	16	63	116	.467
Stevens, Northampton .....	17	7	8	50	60	.467
Parker, Springfield .....	40	14	17	120	190	.452
Kane, Bridgeport .....	16	7	9	55	53	.437
Peterson, Northampton .....	15	5	7	40	53	.417
Gibbs, Bridgeport .....	49	16	25	96	203	.390
Swanson, Holyoke .....	36	10	16	99	151	.385
Reisigl, New Haven .....	34	11	18	80	154	.379
Behrendt, Bridgeport .....	18	6	10	46	87	.375
Plank, Northampton .....	32	9	18	102	122	.333
Halligan, Northampton .....	11	2	5	26	23	.285
Chase, Waterbury .....	11	1	7	30	40	.125
Porray, Springfield .....	21	1	8	42	47	.111

## INDIANA=ILLINOIS=IOWA LEAGUE

## STANDING OF CLUBS AT CLOSE OF SEASON

	R	I	Spg	Day	Blm	Pea	Dub	Dec	C	R	P	W	L	PC
Rock Island .....	....	7	14	13	11	13	14	18	138	90	48	.652		
Springfield .....	13	....	10	9	13	10	11	15	138	81	53	.604		
Davenport .....	5	9	....	10	11	11	12	19	136	77	59	.566		
Bloomington .....	7	10	10	....	9	12	10	12	137	70	67	.511		
Peoria .....	9	6	7	11	....	9	11	16	136	69	67	.507		
Dubuque .....	7	8	9	7	10	....	8	15	135	64	71	.474		
Decatur .....	5	8	8	9	9	12	....	12	136	63	73	.463		
Cedar Rapids .....	2	5	1	8	4	4	7	....	138	31	107	.225		

## INDIVIDUAL BATTING

Name and Club	G.	AB.	R.	H.	2B.	3B.	HR.	TB.	SH.	SB.	PC.
Irby, Davenport.....	23	75	10	26	2	0	0	28	7	5	.347
Geyer, Davenport .....	80	300	35	92	8	8	1	119	16	5	.307
Kelly, Springfield .....	19	63	11	19	2	0	0	21	3	4	.302
Murphy, Rock Island .....	140	573	86	172	24	14	3	233	10	36	.300
Darringer, Dubuque ..	110	399	51	118	19	5	0	147	20	22	.296
Plass, Dubuque .....	61	185	34	54	9	2	0	67	11	28	.292
Melchoir, Bloomington ..	130	488	63	141	18	14	6	205	16	35	.289
Cosgrove, Springfield..	66	250	29	72	9	0	0	81	18	13	.288
Rowan, Peoria .....	126	478	62	137	26	5	1	176	20	40	.287
Cutshaw, Blooming.....	97	380	50	109	16	14	0	153	14	20	.287
Coombs, Decatur .....	12	35	3	10	1	1	0	13	1	1	.286
Novacek, Bloom. ....	112	418	46	118	27	8	5	176	15	9	.282
Hauser, Dubuque.....	134	491	46	137	10	5	0	157	31	33	.279
Smith, Springfield .....	103	373	42	103	20	4	5	146	5	10	.276
Rogers, Peoria .....	11	29	2	8	1	0	0	9	1	0	.276
Collins, C. R.-Blm.....	140	537	60	147	15	5	3	181	18	27	.274
Kuepper, Peoria.....	16	33	2	9	1	1	0	12	1	0	.273
Roudebush, Dec.-Blm ..	83	294	35	80	12	7	4	118	10	13	.272
L. Bell, Springfield.....	138	528	57	143	21	2	0	168	20	21	.271
Johnson, Peoria .....	125	458	71	123	22	7	2	165	21	46	.269
Kearney, Blooming.....	17	52	4	14	1	0	0	15	3	3	.269
Cote, Decatur .....	135	490	53	131	14	8	2	167	13	25	.267
Meloan, Rock Island ..	130	481	61	128	26	7	2	174	22	53	.266
Williams, Cedar Rap... ..	21	72	4	19	5	1	0	26	3	4	.264
McBride, Rock Island ..	140	523	63	137	23	9	1	181	23	33	.262
Cuthbert, Peoria.....	107	394	48	103	13	5	2	132	16	33	.261
Carmichael, Cedar R... ..	55	153	16	40	6	2	0	50	6	2	.261
Callahan, Springfield ..	132	523	85	136	19	9	6	191	12	38	.260
E. Johnson, Springfield ..	114	425	56	110	17	7	10	171	8	10	.259
Burns, Decatur.....	101	321	27	83	13	3	1	105	13	8	.259
Weakley, Dubuque ....	21	47	3	12	0	0	0	12	3	0	.255
Swacina, Rk. Island....	65	241	20	61	8	2	0	73	12	13	.253
Netzel, Blm.-Peoria ..	118	485	61	122	12	8	1	153	5	34	.252
McGuire, Springfield... ..	84	301	34	76	5	5	0	91	11	8	.252
Smith, Peoria .....	138	482	38	121	15	8	1	155	28	34	.251
Berger, Rk. Istand ....	137	474	67	119	17	6	3	157	45	31	.251
Patrick, Springfield ..	31	72	9	18	2	1	1	25	4	0	.250
Mason, Dubuque .....	16	52	3	13	2	0	0	15	2	1	.250
Caffryn, Peoria .....	37	145	18	36	3	0	0	39	8	6	.248
Long, Bloomington ....	139	558	55	138	14	3	0	158	18	12	.247
Higgins, Peoria.....	109	373	31	92	1	3	0	99	5	25	.247
Smith, Bloomington ..	82	255	25	63	7	6	0	82	9	7	.247
Nye, Davenport .....	138	496	57	122	15	4	1	148	42	38	.246
Langdon, Blooming. ..	43	144	7	35	1	3	0	42	5	0	.243
Saillard, Cedar Rapids ..	108	396	26	96	11	2	0	111	12	13	.242
Vandagriff, Peoria .....	10	33	7	8	0	0	0	8	4	7	.242
Nunamaker, Dubuque ..	97	332	21	80	11	2	2	101	18	10	.241
Deane, Peoria .....	21	87	6	21	1	1	0	24	3	5	.241
Cooley, Cedar Rapids ..	50	184	10	44	4	3	0	54	3	2	.239
Lerchen, Dubuque ....	137	521	40	124	9	4	1	144	28	21	.238
Hodges, Peoria .....	18	63	6	15	2	0	1	20	0	5	.238
Vandine, Dubuque.....	79	283	38	67	16	5	2	99	12	17	.237
Irwin, Bloomington ..	109	373	37	88	7	2	0	99	15	7	.236
Barkwell, Decatur ....	137	480	54	113	22	2	2	145	17	21	.235
Donnelly, Peoria .....	36	119	12	28	3	2	0	35	4	7	.235
Streeter, Springfield....	138	492	49	114	19	6	2	151	14	29	.232
Kelly, Cedar Rapids ..	69	203	5	47	5	0	0	52	7	6	.232
Steen, Bloomington ...	44	121	9	28	3	2	1	38	4	2	.232

## INDIVIDUAL BATTING—Continued

Name and Club	G.	AB.	R.	H.	2B.	3B.	HR.	TB.	SH.	SB.	PC.
Kelley, Rk. Island	139	498	42	115	13	2	1	135	24	29	.231
Backoff, Dubuque	134	450	49	104	14	3	1	127	36	25	.231
McGrew, Davenport	138	522	64	120	19	0	0	139	15	29	.230
Jenkins, Decatur	137	508	52	117	11	7	0	142	39	40	.230
Ohland, Davenport	119	413	60	95	9	3	0	110	17	27	.230
Ahring, Dubuque	101	331	35	76	11	4	2	98	13	29	.230
Steiger, Springfield	80	248	16	57	7	2	0	68	10	2	.230
Blausser, Springfield	138	437	54	100	20	3	0	126	24	11	.229
Wise, Rk. Island	43	140	18	32	3	0	0	35	8	9	.228
Nee, Peoria	15	57	6	13	4	0	0	17	0	1	.228
Taylor, Dubuque	137	502	78	114	17	6	1	146	18	37	.227
Vogel, Rock Island	94	288	37	65	11	6	1	91	15	13	.227
Starke, Rk. Island	137	460	58	104	14	3	0	124	20	23	.226
Biltz, Peoria	118	402	45	91	15	6	0	118	20	21	.226
Keenan, Blooming.	141	553	62	124	19	12	0	167	39	19	.224
Eng, Rk. Island	60	187	15	42	0	3	0	48	7	7	.224
Wilson, Rk. Island	47	152	17	34	4	1	0	40	7	4	.224
Henrichsen, Daven.	83	254	28	59	7	4	1	80	8	10	.223
Murray, Dav.-C. Rap.	35	143	11	32	5	0	0	37	2	2	.223
Faber, Dubuque	15	45	3	10	3	0	0	13	0	1	.222
Gilbert, Peoria	44	131	16	29	5	1	0	36	4	2	.221
McNamara, Dec.-Blm.	83	269	18	59	7	7	3	89	12	5	.219
Reynolds, Peoria	47	156	11	34	3	1	0	39	5	2	.218
Caveney, Cedar Rap.	36	142	14	31	2	1	1	38	4	1	.218
Milsapp, Springfield	23	78	9	17	1	1	0	20	4	5	.218
Ruby, Decatur	95	301	28	65	7	1	0	74	11	22	.216
Ross, Davenport	12	37	4	8	2	0	0	10	1	1	.216
Ray, Dubuque	47	130	10	28	3	1	0	33	5	5	.215
Foster, Decatur	137	483	44	103	19	2	1	129	15	11	.213
Spencer, Cedar Rap.	52	179	17	38	6	4	1	55	10	9	.212
White, Dubuque	57	161	16	34	5	0	0	39	13	3	.212
Buelow, Dubuque	33	119	8	25	3	0	0	28	4	3	.210
Shaffer, Davenport	109	337	34	70	8	2	0	82	12	7	.208
Wilkinson, Cedar Rap.	16	58	2	12	3	0	0	15	2	1	.207
Jacobson, Davenport	67	257	29	53	4	1	1	62	8	20	.206
Burns, Springfield	14	44	5	9	1	0	0	10	2	2	.205
Andrews, Springfield	55	207	25	42	3	2	0	49	15	10	.203
Russell, Davenport	20	69	8	14	1	0	0	15	2	2	.203
R. Clemons, C. Rapids	125	446	35	90	7	10	3	126	12	28	.202
Parkins, Davenport	29	79	4	16	3	0	0	19	2	0	.202
R. Bell, Springfield	16	45	6	9	1	1	0	12	1	0	.200
Daly, Springfield	40	117	10	23	6	1	0	31	4	0	.197
Snyder, Bloom.	141	512	50	100	15	2	2	125	42	21	.196
Harmouth, Dav.	41	148	19	29	3	5	0	42	1	4	.196
Reitz, Davenport	114	413	47	80	15	3	0	101	28	15	.194
Brown, Cedar Rapids	18	67	9	13	2	0	1	18	2	3	.194
Boucher, Decatur	62	162	17	31	2	2	0	37	6	9	.191
Morgan, Cedar Rapids	28	94	2	18	0	1	0	20	5	2	.191
Edwards, Davenport	57	181	19	34	4	2	2	48	9	6	.188
Mertz, Springfield	28	96	10	18	3	2	0	25	5	2	.187
Fisher, Decatur	28	75	9	14	2	0	0	16	4	5	.187
Walsh, Peoria	20	59	3	11	2	0	0	13	8	1	.186
Jacobson, Rk. Island	43	124	15	23	4	2	0	31	9	6	.185
Warrender, Daven.	32	120	6	22	1	0	0	23	5	7	.182
Ferrias, Dubuque	16	44	3	8	0	1	0	10	1	1	.182
Nye, Cedar Rapids	10	33	6	6	0	0	0	6	0	1	.182
Chase, Cedar Rapids	137	510	32	90	9	2	1	108	19	12	.176
E. Smith, Daven	103	313	18	55	5	1	1	65	16	3	.176

## INDIVIDUAL BATTING—Continued

Name and Club	G.	AB.	R.	H.	2B.	3B.	HR.	TB.	SH.	SB.	PC.
Limrie, Blooming.....	15	34	1	6	0	0	0	6	1	0	.176
Moore, Peoria-Dec.....	120	428	35	75	11	1	0	88	34	27	.175
Ferrill, Daven. ....	14	40	3	7	0	0	0	7	1	1	.175
Wilder, Dubuque .....	18	47	6	8	0	0	0	8	1	4	.170
Neal, Rk. Island.....	32	89	7	15	3	1	0	20	5	2	.169
Cook, Decatur.....	38	119	9	20	3	0	0	23	3	3	.168
Lakaff, Rk Island .....	36	96	10	16	2	1	2	26	5	1	.167
Jacobson, Decatur ....	21	66	7	11	0	0	0	11	3	2	.167
Mercer, Peoria.....	20	42	0	7	2	0	0	9	2	0	.167
Donovan, Springfield..	27	72	4	12	4	0	0	16	4	1	.166
Rohrer, Cedar Rapids.	105	342	22	56	11	3	0	73	6	8	.164
Foster, Cedar Rapids..	13	37	3	6	0	0	0	6	1	0	.162
Spencer, Davenport ...	13	44	1	7	0	0	0	7	1	0	.159
Swatosh, Cedar Rap.	87	302	19	47	2	1	0	51	9	11	.156
Craft, Spg.-Rk.I.-Blm.	25	77	7	12	1	0	0	13	7	3	.156
Benz, Decatur.....	12	32	2	5	2	0	1	10	1	0	.156
Cowell, Decatur .....	33	78	2	12	1	0	0	13	3	1	.154
Fleet, Davenport .....	31	85	7	13	0	0	0	13	5	1	.153
Engman,C.R.-Dec .....	23	54	5	8	1	0	0	8	2	0	.148
Laudermilk, Decatur ..	10	27	2	4	0	0	0	4	0	0	.148
Royer, Bloomington ..	37	105	5	15	2	1	0	19	3	1	.143
DeConley, Cedar Rap.	66	255	16	36	2	1	0	40	7	10	.141
Mortenson,C.R.-Blm...	15	43	2	6	0	0	0	6	3	0	.140
Hovlik, Peoria .....	35	101	2	14	0	0	0	14	1	4	.139
W.Clemons,CedarRap.	10	29	3	4	0	0	0	4	1	1	.138
Hollingsworth, Dav.- Spg.-Cedar Rap. ....	26	88	6	12	0	0	0	12	3	1	.136
Hicks, Cedar Rapids ...	18	66	3	9	0	1	0	11	3	2	.136
Purtell, Decatur .....	105	319	20	43	4	2	0	51	27	5	.135
Edwards, Peoria.....	41	133	7	18	5	1	0	25	5	1	.135
Hardin, Rock Island...	39	113	11	15	1	2	1	23	5	0	.133
Davidson, Blooming..	38	98	3	13	1	0	0	14	5	2	.132
Clarke, Bloomington...	27	89	2	11	1	2	0	16	2	0	.124
Romar, Decatur .....	16	34	1	4	1	0	0	5	2	0	.118
Wall, Cedar Rapids ....	25	85	4	10	2	0	0	12	4	2	.117
Gurney, Dubuque.....	35	95	3	11	0	0	0	11	4	1	.116
Hall,Blm.-Dec.-Dub.	14	36	3	4	1	0	0	5	1	1	.111
Ott, Dubuque .....	11	27	4	3	0	0	0	3	0	0	.111
M.C.Smith, Dav.....	36	105	5	10	2	0	0	12	5	0	.095
Kissell, Cedar Rap. ....	11	33	0	3	0	0	0	3	1	0	.091
West, Peoria .....	10	22	3	2	0	0	0	2	1	1	.090
Jaeger,C.R.-Day.....	10	23	1	2	1	0	0	3	0	0	.087
Loomis, Decatur.....	18	47	1	4	0	0	0	4	1	0	.085
Miller, Spg.-Blm. ....	27	74	4	6	1	0	0	7	4	1	.081
Malicoat, Cedar Rap...	17	36	0	2	0	0	0	2	0	0	.056
Kopecky, Cedar Rap.	10	23	1	1	0	1	0	3	0	0	.043
Waldron, Cedar Rap...	14	35	0	1	0	0	0	1	0	0	.029

## CLUB BATTING

Club	AB.	R.	H.	2B.	3B.	HR.	TB.	SH.	SB.	PC.
Rock Island .....	4368	520	1063	153	59	14	1376	211	253	.243
Springfield .....	4544	526	1095	161	46	25	1423	171	168	.241
Dubuque .....	4361	447	1049	135	38	9	1287	226	245	.241
Bloomington .....	4696	475	1123	148	74	19	1476	212	164	.239
Peoria .....	4555	468	1060	142	49	7	1351	180	287	.239
Davenport.....	4410	483	946	109	33	7	1142	201	182	.215
Decatur .....	4275	380	903	119	39	12	1136	194	174	.211
Cedar Rapids .....	4535	330	900	92	37	10	1096	139	155	.198



## INDIVIDUAL FIELDING

## First Basemen

Name and Club	G.	PO.	A	E	PC
Stark, Rock Island .....	70	681	31	7	.990
Hicks, Cedar Rapids .....	12	141	11	2	.987
Lerchen, Dubuque .....	137	1531	68	23	.986
Shaffer, Davenport.....	108	1118	50	16	.986
Smith, Springfield .....	97	1020	60	16	.985
Steiger, Springfield.....	31	292	11	5	.984
Langdon, Bloomington .....	11	91	11	2	.981
Swacina, Rock Island .....	64	688	19	15	.979
Saillard, Cedar Rapids .....	96	924	74	22	.978
Melchoir, Bloomington .....	130	1248	69	30	.978
Foster, Decatur .....	137	1323	61	32	.977
Rowan, Peoria .....	125	1194	75	38	.971
Wilkinson, Cedar Rapids .....	16	213	6	7	.969
Mertz, Springfield.....	12	137	6	5	.966
Harmouth, Davenport .....	19	167	13	8	.957

## Second Basemen

Williams, Cedar Rapids .....	12	22	36	1	.983
Roudebush, Decatur-Bloomington .....	83	192	208	11	.978
Cook, Decatur.....	13	34	30	2	.970
Vandagriff, Peoria .....	10	32	30	2	.969
Bell, Springfield .....	138	424	320	27	.965
Vogel, Rock Island .....	91	218	226	21	.955
Darringer, Dubuque .....	10	28	29	3	.950
Cutshaw, Bloomington .....	97	309	239	30	.948
McGrew, Davenport .....	138	308	385	40	.945
Collins, Cedar Rapids .....	15	35	33	4	.944
Plass, Dubuque .....	44	109	107	14	.939
Wise, Rock Island .....	41	94	114	14	.937
Burns, Decatur.....	22	50	64	8	.934
Moore, Decatur-Peoria .....	111	292	277	40	.933
Ahring, Dubuque .....	90	198	204	30	.931
Kelly, Cedar Rapids .....	13	32	33	5	.929
Nee, Peoria .....	15	24	44	6	.919
Edwards, Peoria.....	41	100	91	17	.918
Spencer, Cedar Rapids .....	18	41	35	8	.905
Cooley, Cedar Rapids .....	50	119	101	26	.894
Swatosh, Cedar Rapids .....	13	25	30	8	.873
Saillard, Cedar Rapids .....	12	32	35	9	.882

## Third Basemen

Keenan, Bloomington .....	135	162	232	27	.936
Kelly, Rock Island.....	138	145	251	30	.930
Hollingsworth, Springfield-Dav. ....	14	15	24	3	.929
McGuire, Springfield .....	84	95	171	23	.923
Andrews, Springfield .....	46	39	91	12	.915
Reitz, Davenport .....	113	118	234	34	.912
Chase, Cedar Rapids .....	135	196	347	54	.910
Buelow, Dubuque .....	33	37	69	12	.898
Taylor, Dubuque .....	16	11	31	5	.894
Vandine, Dubuque.....	79	87	193	34	.892
Barkwell, Decatur .....	137	174	209	49	.887
Netzel, Peoria .....	104	113	234	51	.872
Harmouth, Davenport .....	22	20	38	11	.841
Deane, Peoria .....	21	22	30	13	.800

## INDIVIDUAL FIELDING—Continued

## Shortstops

Name and Club	G.	P.O.	A.	E.	P.C.
Snyder, Bloomington.....	141	322	429	41	.948
Purtell, Decatur.....	105	177	303	35	.932
Berger, Rock Island.....	137	270	426	55	.927
Moore, Decatur.....	10	23	23	4	.920
Nye, Davenport.....	138	361	427	77	.911
Smith, Peoria.....	134	296	306	59	.911
Cook, Decatur.....	24	41	61	10	.911
Morgan, Cedar Rapids.....	25	40	78	12	.908
Blausser, Springfield.....	138	251	402	70	.903
Swatosh, Cedar Rapids.....	68	103	171	32	.895
Hauser, Dubuque.....	128	219	410	83	.883

## Left Fielders

Darringer, Dubuque.....	14	25	1	0	1.000
Coombs, Decatur.....	11	16	2	0	1.000
Ross, Davenport.....	10	9	2	0	1.000
Collins, Cedar Rapids-Bloomington.....	120	295	13	1	.997
Ruby, Decatur.....	78	136	8	1	.993
Streeter, Springfield.....	138	266	18	5	.983
McBride, Rock Island.....	137	284	17	8	.974
Warrender, Davenport.....	28	65	3	2	.971
Taylor, Dubuque.....	118	211	17	7	.970
Johnson, Peoria.....	122	201	6	7	.968
Burns, Decatur.....	55	87	4	3	.968
Irwin, Bloomington.....	79	141	11	6	.962
Russell, Davenport.....	20	39	3	2	.955
Henrichsen, Davenport.....	38	75	3	5	.940
Geyer, Davenport.....	12	27	0	2	.931
Irby, Davenport.....	22	38	1	3	.930
Kearney, Bloomington.....	13	19	1	2	.909
DeConley, Cedar Rapids.....	31	70	4	9	.892

## Center Fielders

Ohland, Davenport.....	119	281	11	3	.990
Callahan, Springfield.....	132	242	13	4	.984
Murphy, Rock Island.....	138	329	19	6	.983
Donnelly, Peoria.....	27	49	2	1	.981
Long, Bloomington.....	139	360	23	10	.975
Cuthbert, Peoria.....	81	138	16	7	.957
Backoff, Dubuque.....	129	228	24	12	.955
Henrichsen, Davenport.....	17	37	4	2	.953
Cote, Decatur.....	93	197	16	11	.951
DeConley, Cedar Rapids.....	25	54	3	3	.950
R. Clemons, Cedar Rapids.....	62	134	5	10	.933
Caffryn, Peoria.....	26	43	2	4	.918
Murray, Cedar Rapids.....	24	60	3	7	.900
Wall, Cedar Rapids.....	16	24	3	4	.871

## Right Fielders

White, Dubuque.....	22	22	1	0	1.000
Bertz, Springfield.....	16	14	1	0	1.000
Plass, Dubuque.....	12	9	0	0	1.000
Darringer, Dubuque.....	84	110	9	1	.992
Jacobson, Davenport.....	67	93	6	1	.990
Irwin, Bloomington.....	22	39	3	1	.977

## INDIVIDUAL FIELDING, Right Fielders—Continued

Name and Club	G.	PO.	A.	E.	PC.
Biltz, Peoria	104	141	16	4	.975
Jenkins, Decatur	137	220	11	7	.971
Cosgrove, Springfield	60	81	6	3	.967
Hodges, Peoria	18	27	2	1	.967
Meloan, Rock Island	129	150	21	10	.945
Novacek, Bloomington	103	158	13	10	.945
Jacobson, Rock Island	15	16	1	1	.944
Burns, Springfield	14	17	0	1	.944
Craft, Springfield-Bloomington	12	14	0	1	.933
R. Clemons, Cedar Rapids	61	83	11	7	.931
Geyer, Davenport	67	105	12	9	.929
Caveney, Cedar Rapids	27	31	4	3	.921
Milsapp, Springfield	22	24	4	4	.875
Rohrer, Cedar Rapids	14	21	3	5	.828

## Pitchers

Cowell, Decatur	31	4	51	0	1.000
Loomis, Decatur	18	7	34	0	1.000
Jacobson, Decatur	21	7	57	1	.985
Neal, Rock Island	32	10	120	3	.977
Gurney-Dubuque	34	12	103	3	.975
Parkins, Davenport	29	5	97	3	.971
Mortenson, Cedar Rapids-Bloomington	13	2	32	1	.971
Benz, Decatur	12	4	28	1	.970
Patrick, Springfield	31	2	58	2	.968
Waldron, Cedar Rapids	14	6	43	2	.961
Davidson, Bloomington	38	9	84	4	.959
Steiger, Springfield	37	25	112	6	.958
Daly, Springfield	39	13	116	6	.956
Faber, Dubuque	14	6	40	2	.956
M. C. Smith, Davenport	34	9	110	6	.952
Clarke, Bloomington	26	8	68	4	.950
Walsh, Peoria	20	7	50	3	.950
Biltz, Peoria	10	3	16	1	.950
Miller, Bloomington-Springfield	27	8	66	4	.949
Bell, Springfield	16	4	33	2	.949
Spencer, Cedar Rapids-Davenport	36	20	114	9	.948
Carmichael, Cedar Rapids	32	34	112	8	.948
Ferrill, Davenport	14	8	45	3	.946
Ruby, Decatur	11	2	33	2	.946
Rogers, Peoria	11	8	25	2	.943
Steen, Bloomington	36	15	81	6	.941
Burns, Decatur	14	1	29	2	.938
Wilder, Dubuque	18	4	39	3	.935
Hovlik, Peoria	35	9	90	7	.934
Wilson, Rock Island	38	16	96	8	.933
Lakaff, Rock Island	36	6	78	6	.933
Weakley, Dubuque	16	5	37	3	.933
Kuepper, Peoria	16	2	40	3	.933
Hardin, Rock Island	39	7	91	7	.932
Royer, Bloomington	36	7	87	7	.931
Laudermilk, Decatur	10	4	23	2	.931
Ferrias, Dubuque	16	7	45	4	.929
Foster, Cedar Rapids	13	2	21	2	.910
Ray, Dubuque	46	10	144	14	.917
Bomar, Decatur	11	3	19	2	.917
Fleet, Davenport	31	8	77	8	.914
Gilbert, Peoria	37	19	85	10	.912

## INDIVIDUAL FIELDING, Pitchers—Continued

Name and Club	G.	PO.	A.	E.	P.C.
Limric, Bloomington .....	13	1	29	3	.909
Engman, Cedar Rapids-Decatur .....	19	8	58	8	.892
Hall, Decatur-Dubuque-Bloomington....	14	1	31	4	.889
West, Peoria .....	10	2	21	3	.885
Jaeger, Davenport-Cedar Rapids.....	10	3	18	3	.875
Henrichsen, Davenport .....	15	9	38	7	.870
Mercer, Peoria .....	20	4	31	8	.814

## Catchers

Name and Club	G.	PO.	A.	E.	PB.	P.C.
Eng, Rock Island .....	59	346	84	5	10	.989
Edwards, Davenport .....	46	208	42	4	3	.984
Kelley, Cedar Rapids .....	46	182	58	4	7	.984
Johnson, Springfield .....	108	482	99	10	6	.983
White, Dubuque .....	32	187	33	4	3	.982
Higgins, Peoria.....	108	638	168	18	3	.978
Starke, Rock Island.....	66	347	56	9	4	.978
McNamara, Bl.-D.-Cedar Rapids	85	378	109	12	13	.976
Reynolds, Peoria .....	33	210	35	7	12	.972
Donovan, Springfield.....	25	149	14	5	0	.970
Langdon, Bloomington .....	31	176	52	8	3	.964
Nunamaker, Dubuque.....	92	381	134	20	9	.963
Boucher, Decatur.....	51	264	45	12	5	.963
Mason, Dubuque .....	16	86	34	5	6	.960
Irwin, Bloomington .....	14	55	15	3	5	.959
E. Smith, Davenport .....	100	413	145	27	9	.954
Smith, Bloomington .....	79	326	96	17	6	.950
Jacobson, Rock Island .....	18	88	25	6	4	.950
Rohrer, Cedar Rapids .....	89	339	113	25	13	.948
Fisher, Decatur .....	22	124	19	8	3	.947
Brown, Cedar Rapids .....	10	41	8	4	0	.925

## CLUB FIELDING

Club	PO.	A.	E.	P.C.
Springfield .....	3718	1664	212	.962
Rock Island .....	3788	1710	228	.960
Bloomington .....	3556	1773	233	.958
Decatur .....	3622	1561	255	.953
Davenport .....	3683	1844	297	.949
Dubuque .....	3621	2098	310	.949
Peoria.....	3668	1645	326	.942
Cedar Rapids .....	3679	1902	376	.937

## Pitchers' Records

\* The "T" stands for tie games and "N" for games in which a pitcher neither won nor lost.

Name and Club	G	IP	AB	H	R	HB	BB	SOWPW	L	*T	*N	PC		
Walsh, Peoria .....	20	167	615	127	54	4	42	111	3	13	5	0	2	.722
Parkins, Davenport .....	29	251	877	186	63	11	36	123	0	19	8	1	1	.704
Hardin, Rock Island .....	39	342	1174	214	76	11	107	235	4	26	11	0	2	.703
Neal, Rock Island .....	32	276	965	190	56	1	45	118	3	21	9	0	2	.700
Daly, Springfield .....	39	317	1112	200	69	14	54	152	6	23	11	1	4	.676
Royer, Bloomington .....	36	279	978	223	83	3	54	122	3	19	10	1	6	.655
Patrick, Springfield .....	31	220	972	155	69	10	52	133	2	15	8	1	7	.652



## PITCHERS' RECORDS—Continued

Name and Club	G	IP	AB	H	R	HB	BB	SOWPW	L	*T	*N	PC	
M. C. Smith, Davenport	35	288	1046	247	74	4	42	78	1	20	11	0	4 .645
Lakaff, Rock Island	36	293	1022	216	84	3	51	164	4	21	12	1	2 .635
Ferrill Davenport	14	112	413	105	49	4	23	32	0	7	4	1	2 .636
Miller, Springfield-BI	27	212	743	148	57	17	44	56	2	14	9	0	4 .609
West, Peoria	10	63	231	54	18	0	15	24	0	5	3	0	2 .625
Jacobson, Decatur	21	177	614	134	54	4	47	92	8	12	8	0	1 .600
R. Bell, Springfield	16	119	427	95	40	1	42	54	1	9	6	0	1 .600
Wilson, Rock Island	38	320	1153	250	82	23	84	100	2	19	14	2	3 .576
Ferrias, Dubuque	16	123	445	120	38	4	26	45	0	8	6	0	2 .571
Wilder, Dubuque	17	116	420	99	53	9	25	50	3	8	6	0	3 .571
Laudermilk Decatur	10	78	247	41	16	9	42	48	3	5	4	0	1 .556
Steiger, Springfield	37	287	1011	206	78	7	58	125	1	17	14	1	5 .548
Steen, Bloomington	36	276	946	203	92	18	93	158	6	18	15	0	3 .545
Benz, Decatur	12	89	308	63	30	5	19	34	0	6	5	0	1 .545
Faber, Dubuque	15	114	424	93	58	12	50	92	2	7	6	2	0 .538
Gilbert, Peoria	37	270	952	196	94	19	90	139	6	15	13	1	8 .536
Fleet, Davenport	31	249	939	245	101	11	69	84	4	14	13	1	3 .519
Hovlik, Peoria	35	270	963	184	85	17	68	188	2	16	15	0	4 .516
Ray, Dubuque	46	334	1219	260	97	12	65	118	8	17	16	0	13 .515
Henrichsen, Dav.	15	120	430	116	56	3	39	42	0	6	6	0	3 .500
Gurney, Dubuque	34	271	994	259	94	11	60	115	6	14	15	0	5 .483
Davidson, Bloom.	38	291	1056	252	93	11	55	93	6	15	17	1	5 .469
Clarke, Bloom.	26	231	804	172	73	20	72	87	6	10	12	1	3 .455
Ruby, Decatur	11	80	299	80	22	2	15	20	1	5	6	0	0 .455
Limric, Bloom.	13	84	300	70	30	5	31	20	0	4	5	0	4 .444
Loomis, Decatur	18	136	476	109	53	8	70	70	1	7	9	0	2 .437
Bomar, Decatur	11	80	293	71	37	2	22	30	3	3	4	0	4 .429
Cowell, Decatur	32	228	816	188	69	11	64	124	8	12	16	1	3 .428
Spencer, Dav.-C.R.	36	324	1180	162	117	12	70	116	8	14	19	0	3 .424
Mercer, Peoria	20	123	420	91	54	15	65	61	3	7	10	1	2 .412
Carmichael, C. R.	33	263	921	196	87	27	61	107	5	11	16	1	5 .407
Weakley, Dubuque	17	120	424	102	42	7	31	51	1	6	9	0	2 .400
Burns, Decatur	15	129	455	100	46	3	16	57	1	4	6	1	4 .400
Hall, Dub.-Blm.-Dec.	14	91	322	85	38	1	29	28	2	4	6	0	4 .400
Kuepper, Peoria	16	86	317	81	44	2	31	58	1	4	7	0	5 .364
Biltz, Peoria	10	84	316	99	49	7	36	43	1	3	6	0	1 .333
Jaeger, Dav.-C.Rap.	10	66	242	65	39	5	26	24	0	3	7	0	0 .300
Mortenson, C. Rap.	12	108	118	116	53	5	29	42	3	2	10	0	0 .167
Waldron, Cedar Rap.	14	106	401	102	66	3	24	47	1	2	11	0	1 .154
Engman, Dec.-C. Rap.	19	145	512	121	80	13	69	59	4	1	13	1	4 .071
Foster, Cedar Rapids	13	80	321	97	62	1	23	19	0	0	9	0	4 .000

## NORTHWESTERN LEAGUE

## STANDING OF CLUBS AT CLOSE OF SEASON

Clubs	Sea.	Spo.	Aber.	Port.	Van.	Tac.	Won	PC.	
Seattle	.....	16	28	24	18	23	109	.653	
Spokane	.....	14	.....	20	21	19	26	100	.602
Aberdeen	.....	13	14	.....	13	24	14	78	.491
Portland	.....	10	13	16	.....	14	26	79	.473
Vancouver	.....	10	14	10	14	.....	22	70	.422
Tacoma	.....	11	9	7	16	21	.....	64	.366
Lost	.....	58	66	81	88	96	111	500	

## INDIVIDUAL BATTING

Name and Club	G.	AB.	R.	H.	2B.	3B.	HR	SH.	SB.	PC.
Bennett, Seattle .....	167	641	111	201	26	7	7	12	39	.314
Frisk, Seattle .....	169	631	107	194	49	6	10	18	20	.307
Connors, Spok.-Van.-Aber.	95	369	44	111	15	8	1	11	20	.301
Campbell, Aberdeen.....	158	613	80	178	9	8	1	28	72	.290
Stevens, Spokane-Tacoma	128	435	51	122	19	7	3	19	23	.280
Brinker, Spokane .....	122	484	77	134	10	8	2	11	18	.277
Weed, Spokane.....	169	637	92	175	32	8	2	40	42	.275
Capron, Seattle.....	155	596	70	164	27	8	15	9	36	.275
Lynch, Seattle .....	167	614	108	168	19	7	14	30	14	.274
Gough, Portland.....	44	128	15	34	4	2	....	4	....	.266
Altman, Spokane .....	169	634	105	168	25	11	....	54	49	.265
Magee, Seattle .....	150	534	87	141	29	5	5	23	48	.264
Swalm, Aberdeen .....	148	553	61	144	28	5	4	13	54	.260
James, Spokane .....	159	554	86	143	23	11	2	28	29	.258
Kippert, Tacoma .....	176	623	82	158	24	10	9	33	47	.254
Swain, Tacoma-Vancouver	165	580	71	147	18	12	8	9	29	.253
Burnett, Spokane.....	138	494	61	124	20	8	4	26	28	.251
Breen, Portland .....	48	184	24	46	2	1	....	18	37	.250
Lejeune, Aberdeen .....	152	560	73	138	20	13	11	23	50	.246
Akin, Seattle.....	139	537	98	132	12	1	....	18	12	.246
Cooney, Portland .....	115	449	67	110	12	4	2	19	52	.245
Downie, Tacoma .....	59	206	18	50	9	1	....	5	8	.243
Armbruster, Portland .....	41	150	16	29	4	2	....	4	7	.242
Bewer, Aberdeen .....	153	550	53	132	27	8	9	13	25	.240
Nordyke, Van.-Spokane .....	121	397	47	95	15	5	6	32	18	.239
Mackin, Tacoma.....	39	142	9	34	5	1	....	6	6	.239
Ovitz, Aberdeen .....	30	92	12	22	....	2	....	5	2	.239
Clynes, Spokane .....	159	622	75	147	14	15	4	22	33	.236
Garibaldi, Portland .....	86	314	21	74	18	3	3	10	23	.236
Adams, Portland .....	141	548	56	129	13	3	1	34	58	.235
J. Flanagan, Vancouver .....	20	77	1	18	1	1	....	3	2	.234
J. Streib, Aberdeen .....	137	520	51	121	8	1	2	12	25	.233
Murray, Portland .....	68	236	13	55	10	1	....	5	4	.233
Brooks, Van.-Tacoma .....	53	180	20	42	10	1	1	2	6	.233
Hurley, Tacoma .....	173	665	71	154	16	7	1	14	37	.232
Sugden, Vancouver .....	110	405	30	94	8	5	....	5	7	.232
Baker, Tacoma-Spokane....	41	134	11	31	4	1	0	1	....	.231
Davis, Vancouver.....	155	578	76	133	9	4	1	18	35	.230
Wright, Spokane .....	25	74	6	17	5	2	....	3	....	.230
Coleman, Tacoma.....	137	530	46	121	15	5	2	11	11	.228
Suess, Tacoma .....	79	107	39	70	16	2	1	2	11	.228
Casey, Portland .....	97	368	48	83	8	2	2	14	14	.226
Gilligan, Vancouver.....	28	84	7	19	2	....	....	3	1	.226
Staton, Portland .....	168	625	50	140	26	6	....	22	31	.224
Bassey, Portland .....	169	624	100	139	27	9	6	41	49	.223
C. Hall, Seattle.....	17	59	6	13	3	....	....	1	....	.220
Kennedy, Portland .....	86	324	38	71	6	4	2	11	19	.219
Mullin, Portland.....	83	329	35	72	13	2	3	8	15	.219
Sheehan, Port.-Tacoma.....	16	46	4	10	1	2	....	3	1	.217
Cartwright, Tac.-Van. ....	165	631	60	136	16	13	3	44	18	.216
Pernoll, Aberdeen .....	48	149	11	32	5	2	2	4	1	.215
Fournier, Portland.....	101	345	39	73	7	4	3	5	17	.212
Dashwood, Tacoma .....	32	109	8	23	1	....	....	3	....	.211
Kreitz, Aberdeen .....	68	212	25	44	6	....	....	6	9	.208
Bender, Tacoma-Seattle ..	57	197	25	41	5	3	3	9	10	.208
Thompson, Seattle .....	36	120	12	25	2	....	....	6	2	.208
Scharnweber, Vancouver ..	148	560	46	116	11	7	2	24	19	.207
Paddock, Vancouver .....	53	185	20	38	7	2	3	7	4	.205

## INDIVIDUAL BATTING—Continued

Name and Club	G.	AB.	R.	H.	2B.	3B.	HR.	SH.	SB.	PC.
Crocker, Seattle-Portland	89	323	23	66	6	1	....	19	14	.404
Smith, Vancouver	57	196	14	40	4	3	2	3	4	.204
Raymond, Seattle	167	635	106	129	11	1	....	45	37	.203
Moore, Aberdeen	151	529	47	107	20	9	....	18	41	.202
Mahon, Vancouver	148	552	58	111	15	7	3	13	21	.201
Cahill, Vancouver	15	55	2	11	1	2	....	1	3	.200
Brown, Spokane	105	344	35	68	6	2	....	14	13	.198
Kellackey, Tacoma-Seattle	123	415	38	82	13	3	2	30	7	.198
O'Brien, Aberdeen	110	350	18	69	11	2	....	12	13	.197
Ostdiek, Spokane	82	280	33	54	2	6	1	14	16	.193
Allen, Seattle	69	243	16	47	3	2	....	5	7	.193
Quigley, Vancouver	124	468	40	90	13	4	1	23	30	.192
Kennedy, Seattle-Van.	29	94	10	18	4	....	....	5	....	.191
Shea, Seattle	110	367	34	69	6	....	2	20	6	.188
Irby, Tacoma	37	140	16	26	5	1	....	3	8	.186
Wilson, Vancouver	21	86	6	16	1	1	....	4	1	.186
Carr, Aberdeen	55	211	22	39	....	1	....	5	6	.185
Chinault, Portland	31	92	5	17	....	1	....	4	....	.185
Berger, Tacoma	14	33	3	6	....	....	....	3	....	.182
T. C. Streib, Aberdeen	57	204	10	37	5	2	....	7	5	.181
Killilay, Spokane	40	105	11	19	1	2	....	5	2	.181
Kinsella, Portland	35	105	9	19	2	....	....	7	....	.181
Herbert, Aberdeen	86	294	26	53	15	1	....	15	13	.180
Spencer, Spokane	69	207	22	37	3	1	....	20	6	.179
Jensen, Spokane	39	107	10	19	3	....	1	5	1	.178
Starkell, Aberdeen	30	80	5	14	1	1	1	1	3	.175
Broadbent, Tacoma	51	168	15	29	6	1	1	8	11	.173
Erickson, Vancouver	37	117	10	20	....	....	....	4	1	.171
Custer, Seattle	49	160	11	27	1	....	....	10	3	.169
Briseno, Tacoma	124	401	15	67	5	2	....	23	8	.167
Most, Aberdeen	28	74	5	12	1	....	....	1	1	.162
Rush, Seattle-Spokane	22	68	5	11	....	....	....	1	1	.162
Popkins, Tacoma	18	56	5	9	2	3	....	1	1	.161
Murphy, Portland	16	56	5	9	....	....	....	2	2	.161
Clafin, Tacoma	28	86	6	13	3	....	....	3	1	.151
Conrad, Tacoma	30	96	7	14	1	....	1	2	1	.146
Stanley, Vancouver	41	117	8	17	4	....	1	4	....	.145
Holm, Spokane	39	124	13	18	2	....	1	3	1	.145
I. Butler, Tacoma	27	76	8	11	2	1	1	2	....	.145
Swanton, Portland	16	55	4	8	2	....	....	3	....	.145
Pinnace, Portland	37	105	7	15	3	1	....	8	....	.143
Samuels, Tacoma-Port.	25	64	7	9	1	....	....	8	....	.141
Engel, Vancouver-Seattle	32	115	5	16	2	....	....	5	....	.139
Snyder, Vancouver	142	456	28	63	5	1	....	16	10	.138
Annis, Tacoma	22	58	6	8	....	....	1	2	2	.138
Siever, Aberdeen	47	147	11	20	....	....	....	5	5	.136
Seaton, Portland	41	103	13	14	1	1	....	5	2	.136
J. Hickey, Vancouver	37	105	7	14	3	2	....	1	1	.133
Newlin, Tacoma	23	69	4	9	....	....	....	3	....	.130
Reagan, Aberdeen	34	125	10	15	3	2	1	1	5	.120
Anderson, Seattle	20	51	4	6	....	....	....	1	....	.118
Mayes, Portland	16	70	5	8	1	....	2	....	....	.114
Pierce, Tacoma	18	54	2	6	....	....	....	1	1	.111
Joe Seaton, Seattle	21	56	4	6	....	....	....	6	....	.107
Miller, Seattle	28	88	5	9	1	....	....	3	1	.102
E. J. Flanagan, Vancouver	14	45	3	4	2	....	....	....	....	.089
B. Hall, Tacoma	23	58	2	5	2	....	1	2	....	.086
Gregg, Spokane	21	47	2	4	....	....	....	1	....	.085
W. Hall, Vancouver	22	67	4	5	1	....	....	1	....	.075

## CLUB BATTING

Club	G.*	AB.	R	H.	2B.	3B	HR	SH.	SB.	PC.
Seattle .....	169	5628	812	1387	198	39	53	216	229	.246
Spokane .....	169	5519	712	1345	171	92	22	288	268	.244
Aberdeen .....	164	5327	525	1192	162	56	31	170	331	.224
Portland .....	170	5679	607	1237	168	49	24	252	364	.218
Tacoma .....	176	5633	545	1192	160	49	29	208	216	.212
Vancouver .....	168	5495	494	1103	137	61	25	186	184	.201

\* Including tie games.

## INDIVIDUAL FIELDING

## First Basemen

Name and Club	G.	PO.	A.	E.	PC.
Nordyke, Vancouver-Spokane .....	121	1218	89	12	.991
Sugden, Vancouver .....	19	186	15	2	.990
J. Streib, Aberdeen .....	137	1290	50	18	.987
Hurley, Tacoma .....	63	587	47	10	.984
Kennedy, Portland .....	84	935	41	17	.983
Kennedy, Vancouver .....	19	173	19	4	.980
Cartwright, Tacoma-Vancouver .....	47	434	38	10	.979
Kippert, Tacoma .....	33	309	21	7	.979
Magee, Seattle .....	146	1490	88	38	.976
Weed, Spokane .....	59	558	42	15	.976
Kellackey, Tacoma-Seattle .....	66	604	35	17	.974
Connors, Spokane-Vancouver-Aberdeen .....	81	777	58	23	.973
Mullin, Portland .....	76	851	32	26	.971

## Second Basemen

Cartwright, Tacoma-Vancouver .....	36	88	118	7	.967
Snyder, Vancouver .....	15	44	45	3	.967
Coleman, Tacoma .....	94	249	275	25	.954
Casey, Portland .....	89	215	286	24	.954
Mackin, Tacoma .....	35	98	106	11	.949
Bennett, Seattle .....	164	462	530	55	.947
Quigley, Vancouver .....	124	315	315	42	.938
Breen, Portland .....	15	42	49	6	.938
T. C. Streib, Aberdeen .....	52	141	143	20	.934
James, Spokane .....	159	406	463	62	.933
Moore, Aberdeen .....	44	121	110	18	.928
Swan, Tacoma-Vancouver .....	18	41	27	6	.919
Herbert, Aberdeen .....	50	113	120	22	.914
Adams, Portland .....	65	180	184	37	.908

## Third Basemen

Smith, Vancouver .....	36	45	68	6	.950
Downie, Tacoma .....	57	63	113	13	.931
Akin, Seattle .....	138	144	270	39	.914
Snyder, Vancouver .....	122	169	218	37	.913
Bewer, Aberdeen .....	143	185	263	43	.912
Staton, Portland .....	113	120	236	35	.910
Cartwright, Tacoma-Vancouver .....	80	127	166	29	.914
Allen, Seattle .....	27	26	48	8	.902
Herbert, Aberdeen .....	21	32	50	9	.901
Altman, Spokane .....	168	193	348	60	.900
Breen, Portland .....	33	59	64	15	.891
Coleman, Tacoma .....	43	51	84	18	.882
Adams, Portland .....	26	31	49	14	.851



## INDIVIDUAL FIELDING—Continued

## Shortstops

Name and Club	G.	PO.	A.	E.	PC.
Raymond, Seattle	166	399	545	54	.946
Scharnweber, Vancouver	148	342	471	64	.927
Brown, Spokane	90	193	235	34	.926
Briseno, Tacoma	124	234	326	48	.921
Moore, Aberdeen	105	236	266	43	.921
Smith, Vancouver	18	33	59	8	.920
Staton, Portland	55	124	181	30	.910
Cooney, Portland	115	247	376	51	.909
Herbert, Aberdeen	15	42	38	08	.08
Carr, Aberdeen	41	84	110	20	.91
Burnett, Spokane	78	195	228	56	.883
Broadbent, Tacoma	51	122	156	40	.874

## Outfielders

Murphy, Portland	15	16	1	0	1,000
Davis, Vancouver	155	312	13	4	.988
Weed, Spokane	101	126	11	3	.979
Kippert, Tacoma	144	306	21	9	.973
Paddock, Vancouver	23	27	6	1	.971
Hurley, Tacoma	102	161	9	6	.966
Irby, Tacoma	37	50	5	2	.965
Lejeune, Aberdeen	141	298	26	12	.964
Lynch, Seattle	167	276	25	12	.962
Brinker, Spokane	116	221	12	11	.955
Mahon, Vancouver	148	262	21	14	.953
Swain, Tacoma-Vancouver	151	219	27	12	.953
Burnett, Spokane	57	106	14	7	.945
Crocker, Seattle-Portland	89	168	17	11	.944
Clynes, Spokane	159	252	13	16	.943
Swalm, Aberdeen	148	255	18	17	.941
Reagan, Aberdeen	22	26	4	2	.938
Basey, Portland	169	281	21	22	.932
Garibaldi, Portland	86	172	4	14	.926
Adams, Portland	49	65	4	6	.920
Suess, Tacoma	78	125	7	12	.917
Frisk, Seattle	166	213	34	23	.915
Capron, Seattle	155	233	8	23	.913
Swanton, Portland	16	19	1	2	.909
Stevens, Spokane-Tacoma	92	124	13	15	.901
Fournier, Portland	43	64	5	8	.896
Wilson, Vancouver	21	25	0	3	.893
Campbell, Aberdeen	158	201	14	26	.892
Bender, Tacoma-Seattle	32	54	4	7	.892
Cahill, Vancouver	15	23	1	3	.889
J. Flanagan, Vancouver	16	13	2	2	.882
Mayes, Portland	16	15	0	3	.833
J. Hickey, Vancouver	36	15	87	2	.981
B. Hall, Tacoma	22	8	34	1	.977
Thos. Seaton, Portland	37	19	81	3	.971
Holm, Spokane	39	16	99	4	.966
Erickson, Vancouver	35	22	93	4	.966
Killilay, Spokane	40	12	70	3	.965
Newlin, Tacoma	23	12	57	3	.958
Ovitz, Aberdeen	21	23	45	3	.958
Engel, Vancouver-Seattle	31	32	96	6	.955
Clafin, Tacoma-Spokane	27	5	58	3	.955

## INDIVIDUAL FIELDING, Outfielders—Continued

Name and Club	G.	PO.	A.	E.	PC.
Gregg, Spokane .....	20	3	37	2	.952
Pinnance, Portland .....	34	12	93	6	.946
Kinsella, Portland .....	35	9	105	7	.942
Starkell, Aberdeen .....	29	10	83	6	.939
Gough, Portland .....	30	7	85	6	.939
Pernoll, Aberdeen .....	48	17	159	12	.936
Jensen, Spokane .....	39	12	90	7	.936
W. Hall, Vancouver .....	22	13	59	5	.935
Siever, Aberdeen .....	44	17	106	10	.925
Gilligan, Vancouver .....	27	10	62	6	.923
Allen, Seattle .....	27	18	62	7	.920
Most, Aberdeen .....	25	5	74	7	.919
E. J. Flanagan, Vancouver .....	13	12	33	4	.918
Wright, Spokane .....	25	10	67	7	.917
C. Hall, Seattle .....	17	9	45	5	.915
Chinault, Portland .....	27	11	61	7	.911
Joe Seaton, Seattle .....	17	5	34	4	.907
Annis, Tacoma .....	21	12	54	7	.904
Thompson, Seattle .....	35	11	80	10	.901
Anderson, Seattle .....	19	4	48	6	.897
Baker, Tacoma-Spokane .....	40	21	82	13	.888
Paddock, Vancouver .....	23	14	63	10	.885
Ike Butler, Tacoma .....	19	10	36	6	.885
Samuels, Tacoma-Portland .....	23	4	63	9	.882
Miller, Seattle .....	27	5	57	10	.861
Berger, Tacoma .....	14	10	23	6	.846
Rush, Seattle-Spokane .....	21	2	34	8	.818

## Catchers

Name and Club	G.	PO.	A.	E.	PB.	PC.
Sugden, Vancouver .....	91	478	136	6	1	.990
Conrad, Tacoma .....	15	64	26	1	2	.989
Shea, Seattle .....	108	614	114	12	10	.984
Pierce, Tacoma .....	16	79	20	2	3	.980
Ostdiek, Spokane .....	82	558	114	6	6	.977
Spencer, Spokane .....	68	381	102	13	13	.974
O'Brien, Aberdeen .....	103	576	121	21	15	.971
Stanley, Vancouver .....	41	213	46	8	5	.970
Armbruster, Portland .....	41	213	54	9	6	.967
Custer, Seattle .....	49	304	68	14	17	.964
Murray, Portland .....	67	321	96	16	16	.963
Kreitz, Aberdeen .....	63	323	80	17	11	.960
Kellackey, Tacoma-Seattle .....	56	278	72	15	10	.959
Bender, Tacoma-Seattle .....	25	134	29	7	2	.959
Stevens, Spokane-Tacoma .....	39	229	41	12	9	.957
Fournier, Portland .....	60	310	73	20	8	.950
Brooks, Vancouver-Tacoma .....	43	184	41	12	22	.949
Dashwood, Tacoma .....	32	175	48	13	5	.945
Sheehan, Portland-Tacoma .....	16	85	13	8	6	.925

PITCHERS' RECORDS

Name and Club	G	W	L	PC	Opponents										
					Bat			Opponents							
					AB	H	PC	R	2B	3B	H	B	B	S	W
Allen, Seattle	27	20	6	.769	865	184	.213	77	17	2	8	4	21	92	2
Thompson, Seattle	35	26	8	.765	1054	245	.232	77	32	5	5	6	49	241	6
C. Hall, Seattle	17	13	4	.765	542	117	.216	45	18	7	6	6	27	61	2
Holm, Spokane	39	25	10	.714	1176	246	.209	107	29	18	1	14	101	166	4
Kinsella, Portland	35	23	10	.697	1092	204	.187	77	25	13	6	10	64	192	7
Wright, Spokane	25	16	7	.696	708	161	.227	73	20	12	0	9	72	104	3
Rush, Seattle-Spo.	22	12	5	.646	639	143	.224	74	17	4	9	9	36	75	2
Jensen, Spokane	39	21	12	.636	1104	253	.229	116	39	13	4	28	79	156	1
Joe Seaton, Seattle	17	9	6	.600	470	101	.215	47	11	0	7	10	52	83	3
Siever, Aberdeen	44	23	16	.590	1331	303	.228	111	46	5	8	13	70	211	1
Ovitz, Aberdeen	21	12	9	.571	639	159	.249	85	19	4	1	13	59	102	5
Pernoll, Aberdeen	48	25	19	.568	1439	304	.211	140	39	12	5	26	101	220	4
Engel, Van-Seat	31	17	13	.567	1039	222	.214	92	28	1	5	9	56	130	6
Killilay, Spokane	40	19	15	.559	1096	228	.208	116	23	12	6	26	111	206	8
Seaton, Portland	37	17	14	.548	1072	232	.216	126	27	11	2	20	85	126	13
Newlin, Tacoma	23	12	10	.545	681	167	.245	86	20	10	3	5	56	69	2
Gilligan, Vancouver	28	14	12	.538	760	132	.174	71	18	3	4	11	77	111	3
Miller, Seattle	28	14	12	.538	864	199	.230	87	33	2	12	22	63	198	9
Erickson, Vancouver	35	16	17	.485	1019	219	.215	106	32	9	4	16	110	140	9
Gough, Portland	29	11	12	.478	764	163	.213	97	24	8	1	23	100	114	3
Pinnance, Port.	37	15	18	.455	1113	242	.217	114	31	16	6	12	65	139	5
Berger, Tacoma	14	5	6	.455	417	96	.230	46	11	6	2	10	34	40	3
Paddock, Victoria	23	9	12	.429	660	165	.239	94	18	9	4	11	59	69	5
B. Hall, Tacoma	23	8	11	.421	573	133	.232	69	17	11	3	2	65	68	8
Ike Butler, Tacoma	19	6	9	.400	509	131	.257	67	12	12	0	4	29	61	2
Anderson, Seattle	20	6	10	.375	504	107	.210	57	17	3	4	8	47	60	8
Starkell, Aberdeen	29	9	15	.375	851	185	.217	107	24	11	7	15	79	86	4
Annis, Tacoma	22	7	12	.368	582	136	.234	78	18	9	1	13	63	90	5
E. Flanagan, Van.	13	4	7	.364	381	95	.249	37	9	2	0	11	27	40	4
Baker, Tac.-Spok.	41	14	26	.350	1268	289	.228	156	31	21	4	24	91	249	11
Most, Aberdeen	28	8	15	.348	710	168	.237	91	29	7	6	10	68	74	10
Gregg, Spokane	21	6	13	.316	507	108	.213	59	9	7	0	14	40	149	3
Hickey, Vancouver	37	10	22	.313	1010	221	.219	132	38	7	11	25	108	180	8
Claffin, Tac.-Spok.	28	7	16	.304	704	168	.239	91	29	9	1	21	94	112	8
Samuels, Tac.-Port.	25	6	16	.273	730	187	.256	100	30	14	7	5	70	82	8
Chinault, Portland	27	7	17	.259	763	148	.194	85	27	7	2	7	70	105	1
W. Hall, Vancouver	22	5	15	.250	719	181	.252	78	24	10	5	12	34	55	2

## WESTERN ASSOCIATION

## STANDING OF CLUBS AT CLOSE OF SEASON

Club	Won	Lost	P.C.
Enid .....	82	44	.651
Muskogee.....	74	51	.592
Guthrie .....	70	55	.560
Bartlesville .....	66	59	.528
Sapulpa .....	64	59	.520
Springfield .....	56	70	.444
Pittsburg .....	52	73	.416
El Reno .....	36	89	.288

## INDIVIDUAL BATTING

Name and Club	G.	AB.	R.	H.	2B.	3B.	HR.	SH.	SB.	P.C.
Patterson, Guthrie .....	120	509	98	180	26	12	5	11	44	.355
Davis, Guthrie .....	46	166	36	56	8	4	3	10	19	.337
Davis, Sapulpa .....	62	187	21	62	10	1	0	2	4	.331
Watson, Sapulpa-Pittsburg .....	112	436	81	140	30	7	2	12	41	.321
Nickell, Muskogee .....	115	448	57	143	27	3	2	10	16	.319
Jones, Enid .....	122	422	92	131	39	6	11	11	35	.315
Jeffries, Muskogee-Sapulpa.....	34	124	20	38	12	3	4	4	8	.307
Loften, Sapulpa .....	124	445	108	134	44	10	0	10	51	.301
Meander, Sapulpa .....	22	87	11	26	7	1	0	3	3	.299
Farrell, El Reno .....	123	459	44	137	12	1	3	17	43	.298
Waring, Guthrie .....	101	350	41	104	12	3	0	11	13	.297
Kennedy, Enid .....	117	457	75	135	24	7	0	14	45	.295
Brooks, Enid.....	121	436	70	127	19	10	1	32	18	.294
Gray, Springfield .....	122	437	69	127	25	13	11	13	19	.294
Ross, Springfield .....	56	172	26	50	11	1	5	1	4	.291
T. Price, Enid.....	65	219	31	63	10	3	1	16	23	.288
Vickery, Enid .....	13	35	3	10	2	0	0	1	0	.287
Schultz, Muskogee .....	41	109	10	32	5	0	1	6	0	.284
Gill, Pittsburg.....	56	159	15	45	13	0	1	7	3	.283
Ward, Pittsburg .....	12	39	7	11	2	0	0	2	0	.282
Stofer, Muskogee .....	116	438	62	121	17	1	0	25	26	.276
Burns, El Reno .....	107	387	45	107	18	5	1	7	20	.276
Metz, Muskogee .....	113	447	63	133	47	3	5	11	21	.275
Funk, Bartlesville .....	32	138	22	38	5	2	0	4	12	.275
Everhard, Sapulpa.....	104	369	44	101	19	2	1	12	32	.274
McCullum, Bartlesville .....	121	423	53	116	35	8	9	10	11	.274
T. Reed, Guthrie .....	104	406	60	112	17	5	2	13	21	.273
Ury, Pittsburg .....	123	464	43	176	16	3	4	12	18	.272
Ballenti, El Reno .....	43	165	25	45	7	1	5	7	6	.272
Bowman, Enid .....	118	431	56	116	17	5	4	11	16	.260
Lancaster, Guthrie.....	12	26	0	7	0	0	0	1	0	.269
Harrington, Muskogee.....	110	355	44	95	28	4	2	20	9	.268
Harrigan, Springfield.....	37	116	10	31	1	0	0	4	6	.267
Erloft, Pittsburg .....	74	249	35	65	16	1	1	8	9	.267
H. Price, Guthrie .....	63	202	26	54	9	3	0	6	9	.267
Graham, Bartlesville-Mus....	23	75	13	20	10	1	1	1	5	.266
Myers, Pittsburg .....	105	361	66	96	26	8	3	26	18	.265
Vanderhill, Bartlesville .....	92	321	25	85	10	3	1	0	2	.263
Welch, Muskogee .....	50	187	45	49	9	0	0	5	21	.262
Katz, Pittsburg .....	123	478	71	125	28	7	7	33	19	.262
Mayes, Muskogee .....	81	299	36	78	21	4	1	5	31	.261



INDIVIDUAL BATTING—Continued<sup>1</sup>

Name and Club	G.	AB.	R.	H.	2B.	3B.	HR.	SH.	SB.	PC.
Goodrich, Sapulpa	103	407	39	106	13	7	4	8	7	.260
Barber, Bartlesville	61	183	14	47	10	0	3	5	2	.257
Isbell, Enid	111	417	70	107	29	4	5	27	25	.257
Allen, Enid	108	366	46	94	15	1	2	12	6	.257
Carruthers, Bartlesville	11	39	7	10	5	0	0	0	1	.256
Smith, Enid	119	441	56	113	22	3	2	18	18	.256
Besse, Muskogee	25	95	14	24	8	0	0	3	6	.252
J. McClintock, Bart.-Sap.	12	32	3	8	0	0	1	1	1	.250
MeKee, El Reno	12	40	6	10	2	1	0	1	1	.250
Cooley, Guthrie	27	104	9	26	0	0	1	4	3	.250
Newton, Bartlesville	10	28	3	7	1	0	0	3	0	.250
Ackins, Guthrie	22	80	11	20	4	0	0	3	3	.250
Brown, Sapulpa	38	132	13	33	7	1	1	3	4	.250
Wilhite, Enid	93	337	56	84	20	4	1	20	28	.249
Anderson, Guthrie	57	186	23	46	6	2	0	8	6	.247
Buckles Muskogee	78	378	59	93	14	1	2	23	19	.246
Porkorney, Sapulpa	108	408	42	100	18	5	2	11	15	.245
Powell, Bartlesville	121	477	74	117	15	5	1	16	47	.245
Wakely, Pittsburg	121	463	76	113	20	3	0	15	36	.244
Ellis, Springfield	117	451	57	110	21	9	3	13	44	.244
White, Sapulpa	75	271	41	66	11	3	1	28	8	.244
Myers, Sapulpa	38	98	10	22	4	0	0	2	1	.244
J. Kelley, Pittsburg	120	457	66	111	38	13	4	12	20	.243
Long, Sapulpa	60	317	68	77	15	6	4	20	32	.243
Dalrymple, Muskogee	38	144	19	35	10	1	3	0	4	.243
Levine, El Reno	124	457	54	110	12	3	6	22	15	.240
Blank, Guthrie	24	84	6	20	6	0	0	2	0	.238
W. Kelley, Pittsburg	88	299	34	71	16	1	1	11	21	.238
Reddick, Bartlesville	119	446	69	107	15	6	4	28	24	.238
Herring, Enid	26	55	9	13	2	2	0	1	1	.236
Lamb, Springfield	124	434	42	102	24	4	3	14	9	.235
McGill, Guthrie	30	81	10	19	4	1	0	4	0	.235
N. Price, Guthrie	101	369	44	85	16	3	0	17	9	.235
C. Taylor, Pittsburg	39	111	10	26	3	0	1	2	5	.234
Balliett, Enid-Bartlesville	38	99	5	23	1	1	1	10	2	.232
Clifton, Guthrie	95	298	42	67	10	3	0	8	24	.228
Geist, Guthrie	75	299	27	67	10	6	2	9	7	.224
Luettker, Guthrie	124	389	60	86	10	4	0	16	22	.224
Stewart, Muskogee	113	360	48	87	25	6	4	10	15	.223
C. Wood, Springfield	28	77	3	17	2	0	0	5	1	.221
Alford, Pittsburg	91	327	34	72	19	1	0	8	8	.220
Nelson, Guthrie	48	123	9	27	3	3	0	5	0	.219
Willis, Guthrie	30	100	12	22	1	0	0	3	1	.220
Nelson, Guthrie	48	123	9	27	3	3	0	5	0	.219
Ludes, El Reno	124	460	62	100	22	3	5	14	27	.218
Ryan, El Reno	22	79	4	15	3	0	0	1	1	.215
Isaac, Bartlesville	123	409	52	99	19	3	2	15	9	.215
Foster, Bartlesville	61	219	26	57	8	3	6	3	11	.215
Vann, Bartlesville	61	204	24	43	13	1	1	7	1	.211
T. Smith, Springfield	91	329	48	69	12	3	2	16	19	.210
G. Porkorney, Guthrie	92	314	38	66	13	3	1	18	5	.210
Gowan, Guthrie	23	82	12	47	2	2	0	3	1	.207
Landes, El Reno	111	409	27	82	10	8	2	8	15	.205
Nagle, Bartlesville	95	332	30	68	11	0	1	8	12	.205
Thomas, Bartlesville	20	59	8	12	0	0	0	4	1	.204
Matthews, Pittsburg	56	177	19	36	14	2	1	11	5	.203
Cole, Springfield	125	474	65	96	19	1	1	11	24	.203
Dawkins, Muskogee	40	128	19	26	1	0	0	5	3	.203

## INDIVIDUAL BATTING—Continued

Name and Club.....	G.	AB.	R.	H.	2B.	3B.	HR.	SH.	SB.	PC.
Sturgeon, Muskogee.....	16	55	0	11	1	0	0	8	5	.200
Ritter, Muskogee .....	28	96	10	19	6	1	0	5	7	.198
Cavette, Muskogee .....	39	106	10	21	5	0	0	3	1	.198
Burgess, Springfield .....	51	136	30	16	1	2	3	2	1	.198
Grady, Springfield .....	104	360	37	71	12	2	6	17	14	.197
John-son, Muskogee .....	26	92	9	18	3	0	0	5	6	.196
Rolly, El Reno .....	16	77	4	15	2	0	0	2	1	.195
Brennan, Springfield .....	49	144	10	28	7	3	0	5	1	.194
Gregory, Springfield.....	56	140	12	27	5	0	0	2	3	.193
Brown, El Reno-Bartles. ....	99	308.	30	59	6	4	7	2	3	.193
Bell, Pittsburg .....	29	73	7	14	3	0	0	2	3	.192
Munroe, Bartles-Mus. ....	42	152	11	29	5	0	0	7	5	.191
Addington, El Reno .....	25	84	5	16	9	0	0	3	0	.190
Cochrane, Bartlesville .....	19	63	8	12	0	0	1	3	0	.190
Diamond, Springfield.....	52	178	16	33	8	0	1	3	6	.185
Bilger El-RenoPitts.-Bart.	67	228	17	42	12	2	2	6	6	.184
Crutcher, Muskogee-Sap. ....	23	53	2	9	1	0	0	0	1	.170
Reniker, Sap.-Enid.-Pitts. ..	53	155	12	26	4	1	0	14	3	.168
Reid, Pittsburg.....	92	323	28	54	9	0	0	9	19	.167
Speck, El Reno.....	20	60	6	10	1	0	0	4	3	.167
Van Tappen, Springfield ....	20	66	4	11	2	1	1	0	0	.167
Rehmer, Pittsburg .....	11	24	0	4	3	0	0	0	0	.166
Killilay, Pittsburg .....	30	67	2	11	1	0	0	4	0	.164
Lingenfelter.....	16	39	5	6	1	0	0	2	1	.162
Ashley, Enid .....	35	98	12	16	4	2	1	3	1	.162
Kellerman, Sapulpa .....	107	320	43	67	12	4	0	23	11	.160
Hendley, Guthrie .....	49	175	14	23	4	2	1	9	5	.160
Hamilton, Springfield .....	23	63	3	10	0	2	0	1	1	.159
Pollard, El Reno .....	44	140	10	22	1	1	0	3	3	.152
Nee, Springfield .....	23	86	10	13	1	1	0	1	2	.151
Wood, Enid.....	37	107	8	16	2	0	1	4	0	.150
Bentley, Enid .....	41	113	7	17	0	0	0	4	2	.150
Meredith, Pittsburg .....	36	83	6	12	3	0	0	5	2	.145
Daniels, Bartlesville.....	31	72	6	10	1	0	0	1	0	.138
Hall, Springfield .....	47	113	11	15	4	0	0	2	2	.133
Wemach, Muskogee .....	46	100	8	13	1	0	0	2	3	.130
Haas, Enid .....	27	80	8	12	3	1	0	2	0	.130
McClintock, El Reno .....	16	56	7	11	6	0	1	1	0	.125
Beckenbaugh, El Reno .....	12	44	4	5	1	0	0	2	1	.111
Taylor, Sapulpa .....	41	113	10	22	2	0	0	8	3	.095
Finney, El Reno.....	10	32	1	3	1	0	0	3	3	.094
Wolverton, Bartlesville .....	31	35	6	6	1	0	1	2	9	.080

## CLUB BATTING

Club	AB.	R.	H.	PC.
Enid .....	4233	598	1060	.263
Guthrie .....	4142	562	1076	.260
Bartlesville .....	685	487	936	.251
Sapulpa .....	4054	445	1001	.247
Pittsburg .....	4045	506	975	.241
Springfield .....	3662	485	870	.238
Muskogee .....	4137	554	1060	.232
El Reno .....	3577	371	732	.205

## INDIVIDUAL FIELDING

## First Basemen

Name and Club .....	G.	PO.	A.	E.	PC.
Jones, Enid .....	46	483	25	5	.990
Besse, Muskogee .....	10	91	7	2	.980
Metz, Muskogee .....	115	1092	44	33	.976
N. Price, Guthrie .....	72	668	44	20	.974
Landes, El Reno .....	20	172	14	5	.974
Ury, Pittsburg .....	123	877	57	26	.973
Graham, Bartlesville-Muskogee .....	68	409	19	12	.973
Wilbite, Enid .....	65	447	35	15	.970
Isaac, Bartlesville .....	41	345	27	12	.969
Grady, Springfield .....	104	1006	44	35	.968
Pokorney, Sapulpa .....	108	1020	49	37	.966
Burns, El Reno .....	107	894	50	34	.964
Reniker, Sapulpa-Pittsburg .....	15	158	4	6	.964
Vann, Bartlesville .....	35	330	12	16	.955
Nee, Springfield .....	14	115	13	8	.954
Reed, Guthrie .....	46	267	27	23	.926

## Second Basemen

Reid, Sapulpa .....	46	102	66	8	.955
J. Kelley, Pittsburg .....	41	182	60	14	.950
Stofer, Muskogee .....	18	43	41	5	.945
Luettker, Guthrie .....	124	272	273	33	.942
Welch, Muskogee .....	50	118	125	26	.933
Bowman, Enid .....	118	299	298	48	.926
Gray, Springfield .....	84	125	220	28	.921
Buckles, Muskogee .....	53	57	103	18	.916
Kellerman, Sapulpa .....	97	274	211	45	.915
Stewart, Muskogee .....	25	44	60	10	.912
Speck, El Reno .....	20	56	24	8	.912
Myers, Pittsburg .....	105	198	172	36	.911
Addington, El Reno .....	25	60	60	12	.909
Reddick, Bartlesville .....	119	188	186	39	.893
Van Tappan, Springfield .....	12	20	33	8	.869
Ludes, El Reno .....	77	142	195	54	.862

## Third Basemen

Stofer, Muskogee .....	24	73	41	4	.966
Smith, Enid .....	119	160	270	36	.944
Isaacs, Bartlesville .....	78	86	152	14	.944
Lamb, Springfield .....	124	110	260	26	.935
Everhart, Sapulpa .....	104	154	247	32	.926
Levine, El Reno .....	107	199	227	37	.920
Reed, Guthrie .....	45	54	93	16	.902
Katz, Pittsburg .....	90	144	158	34	.888
Cooley, Guthrie .....	27	34	52	13	.851
Bilger, El Reno-Pittsburg .....	67	60	132	35	.846
Stewart, Muskogee .....	23	29	31	11	.845
Mayes, Muskogee .....	12	11	16	5	.844
Dawkins, Muskogee .....	40	40	67	20	.842
Anderson, Bartlesville-Guthrie .....	54	64	32	25	.792
Hendley, Guthrie-El Reno .....	16	17	18	11	.761

## Shortstops

Reid, Sapulpa .....	15	74	13	3	.966
Reed, Guthrie .....	12	15	30	2	.958
Smith, Springfield .....	91	160	228	21	.949

## INDIVIDUAL FIELDING, Shortstops—Continued

Name and Club	G.	PO.	A.	E.	PC.
Ludes, El Reno .....	24	126	107	16	.936
Wilhite, Enid .....	28	42	55	7	.933
Jones, Enid .....	76	119	190	30	.914
Alford, Pittsburg .....	91	170	224	38	.912
Nagle, Bartlesville .....	95	190	283	47	.910
Katz, Pittsburg .....	33	67	83	15	.910
White, Sapulpa.....	74	155	212	38	.906
T. Price, Enid.....	34	42	80	13	.904
Johnson, Muskogee .....	26	48	50	15	.867
Stofer, Muskogee .....	86	138	180	47	.864
Funk, Bartlesville .....	32	53	72	20	.862
Levine, El Reno .....	15	18	39	10	.850
Gray, Springfield .....	20	20	15	7	.833
Sturgeon, Muskogee.....	16	20	34	11	.830
Ward, El Reno .....	12	22	30	11	.825
Adkins, Guthrie .....	22	33	44	20	.798
Meander, Sapulpa .....	22	34	49	23	.783
Porkorney, Guthrie .....	92	152	234	52	.777

## Outfielders

Ross, Springfield .....	20	28	2	0	1.000
Barber, Bartlesville .....	13	12	0	0	1.000
W. Kelley, Pittsburg .....	27	80	15	1	.987
Wakeley, Pittsburg .....	121	210	20	17	.972
Powell, Bartlesville .....	121	261	27	9	.970
Davis, Sapulpa .....	21	27	5	1	.970
Buckles, El Reno .....	20	21	10	1	.969
H. Price, Guthrie .....	63	56	2	2	.967
Long, Springfield- Sapulpa .....	90	137	7	5	.966
Ballenti, El Reno .....	43	97	14	4	.965
T. Price, Enid.....	24	48	7	2	.965
Lofton, Sapulpa .....	124	336	14	14	.962
Foster, Bartlesville .....	61	101	18	5	.960
Carruthers, Guthrie .....	11	21	2	1	.958
Geist, Guthrie .....	25	32	10	2	.955
Waring, Guthrie .....	60	78	4	4	.954
Ellis, Springfield.....	117	201	15	11	.952
Rolly, El Reno .....	16	35	5	2	.952
Dalrymple, Muskogee .....	38	73	5	4	.951
T. Price, Guthrie .....	101	16	1	1	.950
Mayes, Muskogee .....	70	75	12	5	.946
McKee, El Reno .....	12	15	2	1	.944
Mathews, Pittsburg .....	56	62	3	4	.942
Isbell, Enid .....	111	152	17	11	.939
Patterson, Guthrie .....	120	181	24	14	.936
Nickell, Muskogee .....	115	179	9	13	.935
Davis, Guthrie .....	46	78	7	6	.934
Stewart, Muskogee.....	62	74	13	6	.933
Gowan, Guthrie .....	23	40	2	3	.933
J. Kelley, Pittsburg .....	79	141	17	13	.924
Hendley, Guthrie-El Reno .....	31	42	4	4	.920
Finney, El Reno .....	10	20	3	2	.920
Goodrich, Sapulpa .....	95	135	17	15	.916
Brooks, Enid.....	121	189	16	19	.915
Kennedy, Enid .....	117	196	23	16	.911
McCollom, Bartlesville .....	121	167	20	19	.907
Munroe, Bartlesville-Muskogee .....	42	12	8	8	.898
Landes, El Reno .....	62	64	15	9	.897



## INDIVIDUAL FIELDING, Outfielders—Continued

Name and Club	G	PO	A	E	PC
Cole, Springfield .....	125	190	22	31	.890
Ryan, El Reno .....	22	23	27	8	.893
Watson, Sapulpa-Pittsburg .....	112	165	20	23	.889
Farrell, El Reno .....	123	175	20	26	.882
Gill, Pittsburg.....	13	13	0	2	.867
Blank, Guthrie-Springfield .....	11	15	2	3	.850
Besse, Muskogee.....	15	9	4	3	.812
Erloff, Pittsburg-El Reno .....	17	23	7	7	.811
Cochrane, El Reno-Bartlesville .....	19	32	11	10	.765

## Pitchers

Lancaster, Guthrie.....	12	6	31	0	1.000
Barber, Bartlesville .....	34	48	59	6	.947
Newton, Bartlesville .....	10	1	17	1	.947
J. McClintock, Bartlesville-Sapulpa .....	12	7	26	2	.945
Geist, Guthrie .....	33	11	69	5	.941
Gill, Pittsburg.....	31	19	77	6	.941
Thomas, Bartlesville .....	20	4	56	4	.937
Bentley, Enid .....	36	13	88	6	.934
McGill, Muskogee-Guthrie .....	30	9	81	7	.929
Bell, Pittsburg .....	29	7	58	5	.929
Ross, Springfield .....	18	12	39	4	.927
Wolverton, Bartlesville-Sapulpa .....	31	27	36	5	.926
Pollard, El Reno .....	44	16	105	10	.924
Crutcher, Muskogee-Sapulpa .....	23	4	32	3	.923
Willis, Guthrie .....	30	4	67	3	.918
Killilay, Pittsburg-Springfield .....	30	10	66	7	.918
Myers, Sapulpa.....	38	14	83	9	.915
Hall, Springfield .....	47	15	68	8	.912
Hamilton, Springfield .....	23	11	50	6	.910
Burgess, Springfield-El Reno .....	51	25	93	12	.908
Shultz, Muskogee .....	41	3	95	9	.907
Wood, Enid.....	37	11	67	8	.907
Rehmer, Pittsburg .....	11	6	23	3	.906
Davis, Sapulpa .....	33	4	41	5	.900
H. McClintock, El Reno .....	16	7	54	7	.897
Gregory, Springfield.....	35	8	93	12	.894
Womack, Muskogee .....	46	18	72	11	.891
Meredith, Pittsburg .....	25	8	48	7	.891
F. Taylor, Sapulpa.....	41	15	98	15	.883
Nelson, Guthrie .....	48	10	94	14	.881
Lingenfelter, Muskogee .....	16	8	35	6	.878
Beckenbaugh, El Reno .....	12	6	44	8	.862
Ashley, Enid .....	35	13	90	5	.861
Vickery, Enid .....	13	4	22	4	.858
Balliett, Enid-Bartlesville.....	38	8	71	14	.849
Daniels, Bartlesville.....	31	7	69	13	.834
C. Taylor, Sapulpa-Pittsburg .....	18	5	14	12	.793
Cavett, Muskogee.....	39	4	24	23	.772

## Catchers

Haas, Enid-Bartlesville .....	27	145	21	2	.989
W. Kelley, Pittsburg .....	60	334	59	7	.982
Clifton, Guthrie .....	95	589	106	14	.980
Erloff, El Reno-Pittsburg .....	55	257	47	7	.978
Vanderhill, El Reno-Bartlesville .....	92	493	105	15	.975
Waring, Guthrie .....	38	220	43	7	.974

## INDIVIDUAL FIELDING, Catchers—Continued

Name and Club	G	PO	A	E	PC
Reniker, Sapulpa-Pittsburg .....	37	188	38	7	.970
Wood, Springfield .....	17	72	19	4	.967
Diamond, Springfield.....	25	135	13	7	.966
Reid, Sapulpa .....	21	79	30	4	.965
Harrigan, Springfield.....	21	109	20	7	.962
Harrington, Muskogee.....	105	646	113	31	.961
Brennan, Springfield .....	49	308	47	15	.959
Vann, Bartlesville .....	17	99	16	5	.958
Allen, Enid .....	108	621	135	34	.957
Ritter, Muskogee .....	28	163	26	11	.954
Jeffries, Muskogee-Sapulpa .....	34	213	54	14	.950
Buckles, El Reno-Muskogee .....	11	89	17	6	.946
D. Brown, Sapulpa .....	38	174	47	13	.943
Landes, El Reno .....	17	96	25	8	.938
L. Brown, Bartlesville-El Reno .....	99	469	116	43	.932
Blank, Springfield-Guthrie .....	10	66	8	5	.927
Herring, Enid .....	12	63	6	6	.920

## CLUB FIELDING

Club	PO.	A.	E.	PC.
Bartlesville .....	3130	1402	289	.940
Enid .....	2690	1422	266	.939
Sapulpa .....	3232	1461	328	.935
Springfield .....	3232	1393	519	.935
Pittsburg .....	3056	1517	320	.935
Guthrie .....	2999	1418	335	.930
El Reno .....	3049	1212	354	.925
Muskogee.....	3406	1125	375	.924

## PITCHERS' RECORDS

Name and Club	G.	HP.	BB.	SO.	W.	L.	TO.	WP.	PC.
Willis, Guthrie .....	28	4	13	202	22	5	1	1	.815
Ashley, Enid .....	29	6	31	145	20	6	3	3	.769
Geist, Guthrie .....	31	16	78	247	20	8	3	7	.714
Barker, Bartlesville .....	23	10	72	144	15	6	2	4	.714
Wolverton, Bartlesville-Sapulpa ..	29	16	52	80	15	6	8	3	.714
Wood, Enid.....	38	21	85	196	22	10	6	6	.688
Womack, Muskogee .....	38	22	52	217	22	11	5	4	.667
Lingenfelter, Muskogee .....	18	14	34	50	8	4	6	5	.667
Hall, Springfield .....	20	19	74	210	19	12	8	15	.613
Vickery, Enid .....	11	4	19	45	6	4	1	1	.600
C. Taylor, Sapulpa-Pittsburg .....	21	6	43	87	12	8	1	2	.600
Schultz, Muskogee .....	35	12	46	189	18	12	5	4	.600
Hamilton, Springfield .....	24	8	45	167	13	9	2	6	.591
McGill, Muskogee-Guthrie .....	23	86	36	121	12	9	2	6	.571
F. Taylor, Sapulpa.....	32	12	98	163	17	13	2	6	.567
Bentley, Enid .....	36	12	45	103	18	13	5	7	.557
J. McClintock, Bartlesville-Sap.....	15	8	35	32	5	4	6	4	.556
Myers, Sapulpa.....	25	24	65	131	13	11	1	1	.542
Thomas, Bartlesville .....	21	15	44	87	8	7	6	3	.533
Davis, Sapulpa .....	33	13	92	88	13	12	8	3	.520
Gill, Pittsburg.....	23	6	41	72	10	11	2	0	.476
Balliett, Enid-Bartlesville.....	36	75	47	111	15	17	4	3	.468
Newton, Bartlesville .....	12	3	43	53	5	6	1	0	.455
Bell, Pittsburg .....	23	14	66	135	9	11	3	2	.450
Meredith, Pittsburg .....	27	8	24	48	9	11	7	0	.450
Cavett, Muskogee.....	36	15	65	232	13	16	7	6	.446

PITCHERS' RECORDS—Continued

Name and Club	G	HP	BB	SO	W	L	TO	WP	PC
Nelson, Guthrie .....	35	11	62	176	14	16	5	7	.433
Daniels, Bartlesville.....	29	6	68	135	11	15	3	9	.421
Gregory, Springfield.....	28	15	58	128	10	14	4	6	.417
Ross, Springfield .....	20	4	13	70	7	10	3	2	.412
Pollard, El Reno .....	36	18	36	122	15	20	1	5	.411
Killilay, Pittsburg .....	36	15	76	77	13	19	3	3	.406
Crutcher, Muskogee-Sapulpa .....	17	11	30	98	5	8	4	2	.385
Burgess, Springfield-El-Reno .....	33	23	90	151	10	17	6	11	.374
Beckenbaugh, El Reno .....	15	6	46	70	4	8	3	3	.333
Lancaster, Guthrie.....	15	5	29	36	3	8	4	1	.277
H. McClintock, El Reno .....	22	6	40	63	3	13	6	6	.189
Rehmer, Pittsburg .....	12	6	20	21	1	6	5	2	.143

TEXAS LEAGUE

STANDING OF CLUBS AT CLOSE OF SEASON, 1909

Club	Hous.	Okla.	S.An.	Dal.	Shr.	FtW.	Gal.	Wa.	W.	PC.
Houston.....	....	8	11	13	10	12	18	14	86	.601
Oklahoma .....	12	....	7	10	10	11	15	14	79	.556
San Antonio .....	7	13	....	8	12	8	12	16	76	.547
Dallas.....	7	11	10	....	9	13	14	11	75	.540
Shreveport.....	9	9	8	13	....	10	12	12	73	.518
Fort Worth .....	9	13	12	6	10	....	10	13	73	.507
Galveston .....	7	3	7	6	9	10	....	11	53	.373
Waco .....	6	6	8	8	8	7	8	....	51	.359
Lost .....	57	63	63	64	68	71	89	91		

INDIVIDUAL BATTING

Name and Club	G.	AB.	R.	H.	2B.	3B.	HR.	TB.	SB.	SH	PC.
Downey, Oklahoma.....	134	471	81	163	25	4	6	51	30	18	.346
C. Smith, Shreveport ...	90	329	63	106	24	5	4	46	25	15	.325
McCormick, Oklahoma.	146	543	93	169	34	9	5	67	19	11	.311
Franz, San Antonio ....	24	81	7	25	3	0	1	6	5	2	.309
Gardner, Shreveport.....	69	242	31	72	11	2	1	18	18	19	.282
McIver, San Antonio.....	106	373	67	108	19	6	7	49	42	17	.290
Stinson, San Antonio....	109	390	55	113	16	10	4	48	33	11	.290
Newnam, Houston.....	133	458	72	132	22	8	5	53	62	12	.288
Andrews, Oklahoma ....	77	265	24	76	12	1	3	23	4	12	.287
Yohe, Shreve.-Gal'.....	126	485	61	138	18	4	2	32	26	23	.285
Blakely, Houston .....	90	316	43	89	14	2	0	18	24	23	.282
Folbre, San Antonio .....	30	75	11	21	3	1	1	8	3	3	.280
Gilks, Galveston .....	28	86	5	24	5	0	0	5	2	2	.279
Rapps, Oklahoma .....	136	493	69	137	30	4	5	53	28	30	.278
McFarland, Hous.-Okl.	14	47	2	13	0	0	0	0	0	0	.277
Stark, San Antonio .....	125	469	67	130	19	4	4	39	35	14	.277
Gear, Shreveport .....	141	528	46	146	26	7	2	46	23	20	.277
Harmon, Shreveport ..	21	44	6	13	2	1	0	4	0	0	.273
Coyle, Ft. Worth-Hous.	73	275	35	75	17	1	1	22	12	8	.273
Jackson, Dallas.....	129	431	65	117	21	3	6	45	53	14	.271

## INDIVIDUAL BATTING—Continued

Name and Club	G.	AB.	R.	H.	2B.	3B.	HR.	TB.	SB.	SH.	PC.
Tullos, Dallas .....	143	514	65	139	27	3	3	42	40	28	.270
Connaway, Dallas .....	131	484	48	132	26	5	0	36	21	9	.269
D. White, Oklahoma.....	137	539	75	145	19	4	0	27	25	19	.269
Hoffman, Galveston.....	112	384	48	102	22	1	18	78	24	17	.266
Middleton, F.W.-Gal.-H.	126	434	36	115	23	1	0	25	21	13	.265
Riley, Galveston.....	146	530	70	140	29	6	15	86	20	10	.264
Meyers, Galveston .....	39	137	13	36	4	3	1	13	6	5	.263
Corkill, Gal.-Hous. ....	138	485	65	127	21	2	10	55	22	22	.262
Vinson, Waco .....	112	387	45	101	24	4	8	56	17	7	.261
Nance, Ft. W.-Shr. ....	126	412	61	107	21	0	2	27	24	22	.260
Hill, Houston .....	137	456	48	118	10	5	0	20	37	40	.259
Kaphan, Galveston .....	21	66	9	17	3	0	0	3	3	1	.258
Walsh, San Antonio.....	118	442	61	114	16	4	3	33	36	20	.258
James, Shreve.-Waco.....	139	494	70	127	21	5	2	37	13	11	.258
Truesdale, Dallas .....	99	350	56	97	7	3	0	13	53	6	.255
Mowry, Houston .....	141	494	62	126	14	1	1	19	59	32	.255
Bell, Hous.-Okla. ....	86	278	33	71	11	1	0	13	15	15	.255
Smitheal, Fort Worth ..	43	143	14	36	2	2	0	6	10	3	.252
Brady, Fort Worth .....	16	36	3	9	2	0	0	2	0	2	.250
Moulton, Fort Worth ..	23	60	9	15	6	1	0	8	3	3	.250
Dugey, Waco .....	106	360	34	90	14	3	1	23	13	21	.250
Bradley, Gal.-Waco .....	125	445	38	111	27	2	5	46	24	13	.249
Cowan, Shr.-Hous.-Wa.	52	189	25	47	7	2	3	20	9	10	.249
Northern, F.W.-Ho.-Wa	123	449	64	112	16	4	3	33	25	16	.249
C. Miller, Dallas .....	120	407	31	101	23	3	1	32	6	5	.248
Tesreau, Hous.-Gal.- Shr.-San-An .....	26	61	6	15	6	0	0	6	0	0	.246
Bastian, San Antonio ..	133	456	58	113	16	1	10	48	15	23	.246
Short, Houston-Waco ..	81	269	43	66	6	0	0	6	39	19	.245
Killifer, Houston .....	119	360	51	88	11	3	0	17	32	16	.244
V. Miller, San An.-Waco	53	148	27	36	8	3	2	20	0	6	.243
Booles, Shreveport.....	26	70	9	17	3	2	0	7	2	4	.243
A. Miller, Waco.-Ft. Wor.	89	302	27	73	10	0	2	16	26	29	.242
Powell, Ft. W.-Waco....	125	443	53	107	24	1	4	38	25	5	.242
Moore, Dallas .....	52	141	12	34	6	0	0	6	5	1	.241
Carlin, Galveston .....	94	327	40	78	8	3	2	20	20	37	.239
Emory, Oklahoma .....	140	491	79	117	16	7	4	42	34	32	.238
Kinnally, Ft. Worth .....	128	489	74	116	18	2	0	22	35	19	.237
Storch, Dallas .....	125	414	54	98	24	5	6	52	36	10	.237
Drohan, Oklahoma .....	38	97	16	23	3	0	0	3	2	6	.237
Eberline, Ft. Worth .....	72	225	24	53	11	0	1	14	14	15	.236
R. Mitchell, Ft. Worth	54	140	14	33	7	2	1	14	3	3	.236
Hellman, Galveston ....	125	371	40	87	10	4	3	27	12	12	.235
Malloy, Houston.....	25	64	3	15	2	0	0	2	2	0	.234
Maloney, Dallas .....	142	522	43	122	17	3	0	23	36	19	.234
Claire, Shreveport .....	112	401	60	93	17	1	6	37	27	18	.232
Leidy, San Antonio .....	92	324	37	75	8	1	1	13	16	16	.231
G. Smith, Shreveport ..	120	447	62	103	19	5	1	32	27	19	.230
Johnson, Waco .....	38	131	11	30	3	0	1	6	8	2	.229
Besse, Shreveport.....	19	66	9	15	3	1	0	5	2	1	.227
Garvin, Shreveport .....	97	288	25	65	2	4	0	10	5	16	.226
Cavender, Ft. Worth....	146	522	67	117	17	6	5	44	32	30	.224
Wolff, Galveston .....	17	49	4	11	2	0	0	2	1	2	.224
Thebo, Waco.....	132	504	73	113	18	8	3	43	63	6	.224
Shelton, Waco .....	73	266	28	59	7	1	5	24	3	10	.222
Sweatt, Dallas .....	20	68	6	15	1	1	0	3	0	1	.221
Badger, Gal.-Hous. ....	145	491	46	108	13	1	5	30	23	24	.220
Whaling, Shreveport ..	144	523	53	114	20	5	7	51	14	15	.218
McKay, Ft. Worth.....	70	184	17	40	5	1	1	10	11	5	.217



## INDIVIDUAL BATTING—Continued

Name and Club	G.	AB.	R.	H.	2B.	3B.	HR.	TB.	SB.	SH.	PC.
Ables, San Antonio .....	40	116	8	25	6	1	3	17	1	4	.216
Noyes, Oklahoma.....	105	332	38	71	11	4	3	28	7	12	.214
Fyllman, Ft. Worth .....	136	484	86	103	17	1	0	19	57	11	.213
Pendleton, Ft. Worth .....	144	474	49	101	9	6	0	21	33	21	.213
Watson, Houston .....	13	33	4	11	2	0	0	2	1	0	.213
Firestone, San Antonio .....	146	504	43	107	17	5	4	39	22	25	.212
Klawitter, Shreveport .....	101	311	28	66	8	3	1	17	8	14	.212
Gnadiner, Waco .....	28	99	10	21	4	3	1	13	0	5	.212
Herbert, Waco .....	48	124	9	26	2	2	0	6	1	2	.210
Queisser, Galveston .....	102	330	24	69	8	1	4	22	5	15	.209
Ott, Waco .....	46	148	11	31	2	0	2	8	10	6	.209
White, Waco.....	80	266	26	55	6	5	4	28	9	7	.207
Alexander, San Ant. ....	112	359	40	74	7	1	2	15	20	14	.206
Forney, Ft. Worth.....	19	59	5	12	3	0	0	3	4	5	.203
W. White, Okla.....	150	538	59	109	15	3	0	21	33	34	.203
Stillwell, Dallas.....	36	129	17	26	3	1	1	8	5	1	.202
Henninger, Shreve. ....	37	115	10	23	2	4	0	10	2	0	.200
Harbison, Waco .....	121	405	66	81	18	3	1	27	37	20	.200
Green, Ft. Worth. ....	60	181	14	36	8	2	1	15	7	2	.199
Potts, Dallas .....	16	46	3	9	0	1	0	2	2	2	.196
Garber, Galveston .....	17	51	2	10	0	0	1	3	0	1	.196
Kelsey, Oklahoma .....	128	413	43	81	13	3	1	22	17	10	.196
Bandy, Oklahoma .....	58	149	10	29	1	0	0	1	2	3	.195
Bauer, Shreveport .....	28	87	6	17	5	0	0	5	1	1	.195
McAvoy, Dal.-Sh.-Gal..	106	372	62	73	6	3	0	12	35	23	.194
Winchell, San Antonio .....	52	131	11	25	5	0	1	8	0	1	.191
Strait, Dallas .....	23	74	5	15	0	0	1	3	5	2	.189
Gray, Shreveport .....	15	43	4	8	0	0	0	0	0	1	.186
Quigley, Shreveport.....	65	233	35	43	4	0	0	4	8	10	.185
Burnett, Dallas.....	19	49	3	9	1	0	0	1	0	1	.184
F. Mitchell, Houston ...	77	263	31	48	1	0	0	1	19	10	.183
Wallace, Galveston .....	131	463	37	84	7	1	0	9	10	22	.181
Reed, Dallas .....	27	89	4	16	1	1	0	3	5	8	.180
Robb, Galveston .....	16	39	3	7	0	0	0	0	1	3	.179
Gordon, Houston .....	81	216	11	38	6	0	0	6	5	8	.176
Kipp, Waco-San An. ...	138	496	56	87	15	0	0	15	33	27	.175
L. Druce, Dallas .....	28	69	4	12	0	0	0	0	2	1	.174
Deiters, Waco-Hous. ...	108	373	31	65	12	0	3	21	12	21	.174
Markley, F.W.-S.A.-Dal	48	162	13	28	2	0	1	5	7	15	.173
Sorrels, Shr.-S.A.-F.W.	45	111	11	19	4	1	0	6	3	3	.171
Longley, Hous.-Waco ...	19	72	3	13	0	1	0	2	1	0	.167
Hoffman, Galveston.....	33	102	4	17	1	1	0	3	2	11	.167
Loudell, Waco-Dallas ...	28	85	5	14	1	0	0	1	2	3	.165
Stewart, Houston.....	40	104	14	17	2	2	0	6	6	5	.163
Burke, Ft. Worth.....	45	117	14	19	2	0	4	14	2	1	.162
Hornsby, Houston .....	37	99	9	16	1	1	1	6	0	10	.162
Olges, Dallas .....	26	57	4	9	0	0	0	0	2	3	.158
Woodburn, Dallas .....	18	39	3	6	1	0	0	1	1	0	.154
Crabble, Galveston.....	42	112	9	17	2	1	0	4	4	3	.152
Onslow, Dallas .....	53	141	7	21	4	0	0	4	2	3	.149
Bradford, San An.-Gal..	18	47	3	7	0	1	0	2	1	0	.149
McLear, San Antonio ...	33	114	12	17	4	0	1	7	6	8	.149
Schan, San Antonio.....	82	272	23	40	3	0	1	6	6	7	.147
Stribble, Galveston .....	23	69	1	10	2	0	0	2	0	1	.145
Barenkamp, Waco .....	33	88	10	12	1	1	2	9	1	0	.136
Beeker, Shreveport .....	28	67	5	9	0	0	0	0	0	4	.134
White, Houston .....	20	60	6	8	1	0	0	1	9	3	.133
Cooper, Gal.-Waco .....	32	91	2	12	0	2	0	4	2	1	.132
Reiger, Shreveport.....	26	61	5	8	3	0	0	3	2	4	.131

## INDIVIDUAL BATTING—Continued

Name and Club .....	G.	AB.	R.	H.	2B.	3B.	HR.	TB.	SB.	SH.	PC.
Young, Oklahoma .....	37	97	4	12	5	0	0	5	0	6	.124
W. Mitchell, San An. ....	26	75	3	9	0	0	0	0	0	5	.120
Shonts, Dallas.....	17	42	1	5	1	0	0	1	1	0	.119
Rose, Houston.....	43	98	5	11	2	0	0	2	1	5	.112
Chellette, Oklahoma ....	13	30	2	3	1	0	0	1	0	0	.100
Hilding, Shreveport.....	16	32	1	3	1	0	0	1	0	6	.094
Peters, Dallas.....	36	86	3	8	0	0	0	0	0	5	.093
Crowson, Oklahoma .....	16	34	0	3	0	0	0	0	0	2	.088
Johnson, Galveston .....	38	102	2	8	2	0	0	2	1	1	.078
Blakeney, Ho.-Shr.-Wa...	20	47	2	3	0	0	0	0	1	2	.063
Holmes, Waco .....	26	70	4	4	0	0	0	0	1	3	.057
Weatherford, Houston .....	11	24	3	1	0	0	0	0	0	2	.042
Harris, San Antonio ....	12	28	0	1	0	0	0	0	0	2	.036

## CLUB BATTING

Club .....	G	AB	R	H	2B	3B	HR	TEB	SB	SH	PC
Oklahoma.....	142	4799	625	1216	192	40	27	353	215	210	.253
Houston.....	143	4582	519	1098	147	27	10	231	356	241	.240
Shreveport.....	141	4669	553	1112	178	44	27	347	191	205	.238
San Antonio.....	139	4624	551	1082	156	37	46	368	257	188	.234
Dallas.....	139	4519	479	1050	165	30	18	279	295	144	.232
Fort Worth .....	144	4521	579	1049	188	27	19	299	303	183	.232
Galveston .....	142	4608	479	1044	149	28	65	400	208	181	.227
Waco .....	142	4565	500	978	159	42	35	348	329	160	.214

## INDIVIDUAL FIELDING

## First Basemen

Name and Club .....	G.	PO.	A.	E.	PC.
Hellman, Galveston.....	25	193	16	2	.995
Franz, San Antonio.....	24	91	30	1	.992
Eberline, Fort Worth .....	72	680	41	11	.988
Rapps, Oklahoma .....	136	1375	80	27	.982
Newnam, Houston.....	133	1229	105	26	.981
Whaling, Shreveport .....	144	1434	80	30	.981
Connaway, Dallas .....	131	1266	69	31	.977
Harbison, Waco .....	40	385	25	13	.969
Shelton, Waco .....	73	715	715	25	.967
Badger, Galveston .....	80	740	62	27	.967
Bastian, San Antonio.....	133	1076	64	40	.966
Vinson, Waco .....	21	177	11	8	.959
A. Miller, Waco-Fort Worth .....	69	696	39	34	.956
Meyers, Galveston .....	39	349	27	18	.954

## Second Basemen

Kipp, San Antonio.....	47	83	125	8	.963
G. Smith, Shreveport .....	76	155	199	17	.954
Middleton, Gal.-Houston-Ft. Worth.....	126	272	277	30	.948
Reed, Dallas .....	27	60	78	8	.947
Stillwell, Dallas .....	36	93	100	12	.941
Emory, Oklahoma .....	67	149	168	20	.941
Nance, Fort Worth-Shreveport .....	126	277	188	31	.938
Hellman, Galveston .....	32	68	77	10	.935
McAvoy, Dallas-Shreveport-Galveston .	27	55	60	8	.935
Short, Waco-Houston .....	40	98	94	14	.932
Quigley, Shreveport.....	49	98	118	16	.931

## INDIVIDUAL FIELDING—Second Basemen—Continued

Name and Club	G.	PO.	A.	E.	PC.
Kinnally, Fort Worth .....	79	200	195	30	.929
Dugey, Waco .....	53	122	117	19	.927
D. White, Oklahoma .....	35	62	89	12	.926
Harbison, Waco .....	81	189	184	32	.921
Carlin, Galveston .....	94	203	256	40	.920
Bell, Oklahoma .....	51	96	117	20	.914
Stribble, Galveston .....	23	53	31	8	.913
Walsh, San Antonio.....	101	150	201	41	.896
Truesdale, Dallas .....	52	118	124	21	.920

## Third Basemen

Emory, Oklahoma .....	54	56	135	12	.941
Quigley, Shreveport.....	16	19	22	3	.932
Claire, Shreveport.....	41	63	88	12	.926
Firestine, San Antonio .....	146	159	248	39	.917
Andrews, Oklahoma .....	77	80	165	23	.914
Hoffman, Shreveport Waco .....	33	36	85	12	.910
McAvoy, Dallas-Shreveport-Galveston..	44	51	77	13	.908
Hill, Houston .....	26	36	43	8	.908
Tullos, Dallas .....	120	132	252	41	.904
Yohe, Galveston-Shreveport .....	126	165	244	45	.901
Badger, Houston .....	65	67	138	24	.895
Fillman, Fort Worth .....	136	180	266	54	.892
Klawitter, Shreveport .....	27	26	48	9	.892
Jackson, Dallas.....	20	19	29	6	.889
Short, Waco-Houston .....	24	26	47	11	.869
Deiters, Waco-Houston.....	108	135	187	49	.868
Dugey, Waco .....	37	38	76	18	.864
Cowan, San Antonio-Shreveport .....	25	26	54	15	.842
Noyes, Oklahoma.....	24	22	24	10	.821

## Shortstops

Moulton, Fort Worth .....	23	46	41	4	.956
Stark, San Antonio .....	125	302	296	48	.926
W. White, Oklahoma .....	150	269	454	61	.922
Claire, Shreveport .....	71	148	160	27	.919
Hill, Houston .....	111	235	275	46	.917
Johnson, Waco .....	38	58	104	15	.915
Kipp, Waco-San Antonio .....	91	158	269	40	.914
Wallace, Galveston .....	131	278	349	59	.914
Markley, San Antonio-Dallas-Ft. Worth	48	91	111	19	.914
Cowan, Shreveport-San Antonio .....	19	42	55	10	.907
Truesdale, Dallas .....	47	93	128	24	.902
Jackson, Dallas.....	22	41	49	10	.900
G. Smith, Shreveport .....	44	80	121	26	.885
Smitheal, Fort Worth .....	43	67	135	29	.874
McAvoy, Dallas-Shreveport-Galveston..	35	50	93	21	.872
Dugey, Waco .....	16	29	55	14	.857
Kinnally, Fort Worth .....	49	107	154	47	.847
Tullos, Dallas .....	23	23	54	17	.819
Bell, Houston-Oklahoma .....	30	42	65	24	.817

## Left Fielders

Hellman, Galveston.....	11	7	3	1	.999
Mowry, Houston .....	132	232	17	5	.980
Pendleton, Fort Worth.....	130	214	30	12	.953
Riley, Galveston.....	146	263	18	14	.953

## INDIVIDUAL FIELDING, Left Fielders—Continued

Name and Club	G	PO	A	E	PC
Nance, Fort Worth-Shreveport .....	34	40	10	3	.945
Gear, Shreveport .....	141	223	45	14	.950
McIver, San Antonio.....	106	156	10	11	.938
Downey, Oklahoma .....	134	184	19	14	.935
Storch, Dallas .....	125	192	16	16	.929
Vinson, Waco .....	86	112	8	9	.920
Northern, Ft. Worth-Houston-Waco .....	123	178	15	17	.919
Bradley, Galveston-Waco.....	125	204	63	31	.896
Gnadiner, Waco .....	28	48	8	9	.861
Besse, Shreveport.....	19	20	3	4	.852

## Center Fielders

Bandy, Oklahoma .....	11	13	0	0	1.000
Killifer, Houston.....	10	16	0	0	1.000
D. White, Oklahoma.....	102	231	16	5	.980
Leidy, San Antonio .....	92	220	11	5	.979
Maloney, Dallas .....	142	232	23	6	.977
Thebo, Waco.....	132	289	20	8	.975
Cavender, Fort Worth.....	146	254	15	10	.964
Potts, Dallas.....	16	20	2	1	.957
Hoffman, Galveston.....	112	219	20	13	.948
F. Mitchell, Houston .....	77	121	6	8	.941
Kaphan, Galveston.....	21	28	3	2	.939
James, Shreveport-Waco .....	139	216	19	17	.933
C. Smith, Shreveport.....	90	163	6	5	.914
White, Houston .....	20	11	1	2	.857

## Right Fielders

Strait, Dallas-Oklahoma .....	23	28	4	0	1.000
McLear, San Antonio .....	33	37	6	1	.977
Corkill, Houston-Galveston .....	138	173	21	6	.970
Gardner, Shreveport .....	69	87	4	5	.948
Jackson, Dallas.....	103	113	11	8	.939
Sweatt, Dallas .....	20	26	4	2	.938
Blakeley, Houston .....	90	138	9	10	.936
McCormick, Oklahoma.....	146	189	17	15	.932
Coyle, Houston-Fort Worth.....	65	84	8	7	.922
Stinson, San Antonio.....	109	159	18	6	.913
Longley, Waco-Houston .....	19	23	2	3	.893
Walker, San Antonio.....	10	7	1	1	.889

## Pitchers

Robb, Galveston .....	16	8	37	0	1.000
Chellette, Oklahoma .....	13	5	13	0	1.000
Folbre, San Antonio .....	12	6	32	0	1.000
Johnson, Galveston .....	38	19	75	1	.989
Ogles, Dallas.....	26	7	69	2	.971
Becker, Shreveport .....	28	8	80	3	.967
Loudell, Dallas-Waco .....	28	13	74	3	.967
Hellman, Galveston.....	18	7	52	2	.967
McKay, Fort Worth .....	70	50	137	8	.959
Ables, San Antonio .....	40	10	80	4	.957
R. Mitchell, Fort Worth .....	54	17	112	6	.956
Drohan, Oklahoma .....	38	6	75	4	.953
Peters, Dallas .....	36	4	72	4	.950
Young, Oklahoma .....	37	13	77	5	.947
Bauer, Shreveport .....	28	16	89	6	.946
Burnett, Dallas.....	19	9	43	3	.945



## INDIVIDUAL FIELDING—Pitchers—Continued

Name and Club	G.	PO.	A.	E.	PO.
V. Miller, San Antonio-Waco .....	53	32	88	7	.945
Sorrells, San Antonio-Shr.-Fort Worth..	45	19	98	7	.944
Watson, Houston-Oklahoma .....	33	7	58	4	.942
Klawitter, Shreveport .....	28	15	66	5	.942
Bandy, Oklahoma .....	58	19	76	6	.941
Stewart, Houston.....	40	24	85	7	.940
Reiger, Shreveport.....	26	12	67	5	.940
McFarland, Houston-Oklahoma .....	14	3	42	3	.938
Winchell, San Antonio .....	52	18	104	8	.938
Booles, Shreveport.....	26	10	47	4	.934
Herbert, Waco .....	48	20	77	8	.924
Harris, San Antonio .....	12	3	20	2	.920
Rose, Houston .....	43	11	103	10	.919
Shontz, Dallas .....	17	12	30	4	.913
Hornsby, Houston .....	37	15	95	11	.909
Cooper, Galveston-Waco.....	32	9	80	9	.908
L. Drucke, Dallas.....	28	7	51	6	.906
Tesreau, Shr.-San An.-Gal.-Hous. ....	26	9	59	7	.906
W. Mitchell, San Antonio .....	26	23	54	8	.906
Blakeney, Houston-Shreveport-Waco....	20	1	47	5	.906
Crowson, Oklahoma.....	16	4	15	2	.905
Brady, Fort Worth .....	16	1	27	3	.903
Moore, Dallas .....	52	30	70	11	.901
Barenkamp, Waco .....	33	6	60	8	.892
Malloy, Houston.....	25	11	45	7	.889
Garber, Galveston .....	17	4	31	5	.885
Weatherford, Houston .....	11	7	21	4	.875
Harmon, Shreveport .....	21	10	22	5	.865
Holmes, Waco .....	26	10	76	16	.851
Woodburn, Dallas.....	18	2	30	6	.842
Burke, Fort Worth .....	45	12	83	18	.841
Bradford, Galveston-San Antonio .....	18	1	35	9	.800
Crabble, Galveston.....	42	11	104	30	.793

## Catchers

Name and Club	G.	PO.	A.	E.	TC.	PB.	SB.	PC.
Hilding, Shreveport .....	16	74	11	1	86	2	23	.988
Garvin, Shreveport .....	97	510	110	12	623	11	112	.981
C. Miller, Dallas .....	101	632	142	19	793	22	152	.976
Onslow, Dallas .....	53	329	61	10	400	14	72	.975
Henninger, Shreveport ..	37	179	47	6	232	4	33	.974
Forney, Fort Worth.....	19	113	21	4	138	2	42	.971
O. Drucke, Dallas .....	11	58	7	2	67	1	14	.970
Queisser, Galveston .....	102	511	168	22	701	22	188	.969
Ott, Waco .....	46	251	60	10	321	9	122	.969
Schan, San Antonio .....	82	611	115	24	750	8	104	.968
Kelsey, Oklahoma .....	119	660	168	27	855	16	202	.968
Killifer, Houston .....	90	497	108	20	625	14	95	.968
Gordon, Houston .....	81	435	83	20	538	7	99	.963
Alexander, San Antonio.	67	446	89	21	556	16	100	.962
White, Waco-Houston....	33	258	71	14	343	18	122	.959
Adams, San Antonio .....	11	55	13	3	71	0	15	.958
Powell, Ft. W.-Waco .....	125	631	150	39	820	20	201	.952
Green, Fort Worth.....	60	271	88	23	382	20	114	.940
Hellman, Galveston .....	36	162	49	14	225	10	54	.938
Noyes, Oklahoma.....	35	189	37	16	242	6	79	.934
Wolf, Galveston .....	17	62	24	7	93	5	41	.925

## CLUB FIELDING

Club	P.O.	A	E.	T.C.	P.C.
Shreveport, .....	3839	1755	288	5882	.951
Oklahoma .....	3987	1869	308	6074	.949
San Antonio .....	3760	1664	290	5714	.949
Houston.....	3903	1754	323	5980	.946
Dallas,.....	3794	1743	314	5851	.946
Galveston.....	3712	1868	372	5952	.938
Fort Worth .....	3650	1846	373	5869	.936
Waco .....	3728	1720	387	5835	.934

## PITCHERS' RECORDS

Name and Club	H			W I E T							L	PC			
	G	RO	BO	SO	BB	HB	P	P	I	E			T		
L. Drucke, Dallas.....	25	44	119	144	41	15	2	172	2	2	4	1	14	4	.778
Chellette, Oklahoma .....	13	21	66	49	11	3	1	76	0	3	1	0	7	2	.778
Stewart, Houston.....	33	63	171	186	75	23	1	270	2	1	0	1	23	8	.742
Burns, Dallas .....	18	42	101	94	41	11	3	132	0	0	1	0	12	5	.706
Brohan, Oklahoma.....	37	108	244	153	81	14	7	288	3	1	1	2	21	12	.636
Winchell, San Antonio....	41	112	262	260	74	18	11	317	5	0	5	3	21	12	.635
Young, Oklahoma .....	36	90	228	181	51	21	5	257	4	3	4	2	17	10	.630
Harmon, Shreveport .....	16	41	73	82	24	7	4	94	2	1	4	3	5	3	.625
Klawitter, Shreveport ...	27	71	171	112	32	15	2	194	3	0	4	2	13	8	.619
Ables, San Antonio .....	36	79	207	259	80	19	11	293	7	2	2	1	19	12	.613
McKay, Ft. Worth.....	39	132	280	124	59	22	7	312	5	1	5	0	20	13	.606
Shontz, Dallas .....	16	27	84	89	19	7	1	122	2	1	4	1	6	4	.600
Malloy, Houston.....	22	52	106	71	42	9	2	150	2	1	6	0	9	6	.600
Hornsby, Houston .....	37	109	220	183	87	17	11	286	7	1	3	3	18	12	.600
W. Mitchell, San An.....	24	80	149	215	74	10	9	203	4	1	0	1	13	9	.591
Weatherford, Houston ..	11	39	73	31	16	2	1	71	0	2	2	0	4	3	.571
Rose, Houston .....	42	83	200	184	58	21	11	308	6	1	3	1	21	16	.568
Robb, Galveston .....	13	48	113	28	27	1	1	90	0	0	4	0	5	4	.556
R. Mitchell, Ft. Worth ..	38	113	276	157	52	14	10	323	6	0	2	0	20	16	.556
Bandy, Oklahoma .....	46	123	273	155	68	7	5	309	3	2	8	3	18	15	.546
Brady, Ft. Worth .....	16	53	109	55	25	8	6	109	0	2	1	0	7	6	.538
Garber, Galveston .....	17	45	94	81	55	9	5	134	2	0	3	1	7	6	.538
Moore, Dallas .....	33	84	159	168	95	17	6	216	4	1	2	0	16	14	.533
McFarland, Okla.-Hous.	13	43	112	66	17	0	4	115	1	1	0	0	6	6	.500
Bauer, Shreveport .....	23	85	161	77	63	14	6	174	3	1	0	2	10	10	.500
Booles, Shreveport.....	19	53	124	100	42	15	7	144	1	1	2	0	8	8	.500
Loudell, Dal.-Waco .....	27	97	201	143	36	12	6	210	3	1	3	1	11	11	.500
V. Miller, S.A.-Waco .....	34	106	195	134	94	21	10	245	4	2	2	2	14	14	.500
Blakeney, Hous.-Wa.-Sh	19	48	92	75	57	11	4	146	0	3	1	1	7	7	.500
Peters, Dallas .....	36	80	194	188	50	18	6	250	5	2	9	1	12	12	.500
Watson, Okla.-Hous. ....	31	85	161	124	61	16	4	198	4	2	4	2	11	12	.478
Rieger, Shreveport.....	26	85	189	105	36	8	1	193	2	2	0	0	11	13	.458
Folbre, San An .....	11	34	74	27	23	6	0	79	0	0	0	0	5	6	.455
Sorrels, F.W.-Shr.-S.A.	38	146	255	149	84	20	8	276	5	1	3	0	15	19	.441
Herbert, Waco .....	39	122	199	169	68	7	7	249	1	0	5	2	14	18	.433
Beeker, Shreveport .....	28	76	186	116	44	7	5	208	1	2	3	0	10	13	.435
Cooper, Gn.-Waco .....	30	120	214	93	76	16	6	218	2	0	1	0	12	17	.414
Burke, Ft. Worth .....	42	131	222	226	127	26	14	301	2	6	2	2	13	19	.406
Crowson, Oklahoma.....	15	33	74	23	24	2	1	75	0	2	8	0	2	3	.400
Tesreau, S.A.-Shr.-H -G	25	61	135	68	53	13	8	159	3	4	2	1	7	11	.389
Johnson, Galveston .....	37	138	253	155	81	9	11	269	1	0	4	0	12	21	.364
Woodburn, Dal. ....	17	43	57	68	49	16	4	103	0	3	2	1	4	7	.363
Holmes, Waco .....	26	90	168	81	39	8	4	189	1	1	5	0	7	13	.350
Crabble, Galveston.....	42	165	288	170	101	32	10	207	0	1	5	1	12	23	.343
Bradford, Ga.-San An. ..	17	62	97	58	55	6	8	120	0	0	1	1	5	10	.333

PITCHERS' RECORDS—Continued

Name and Club	G	RO	H	BO	SO	BB	HB	P	W	I	E	T	P	IG	O	F	T	W	L	PC
Ogles, Dallas .....	25	85	144	83	28	11	4	168	2	2	1	1	7	14				7	14	.333
Barenkamp, Waco .....	29	96	178	103	46	0	1	205	0	4	4	1	6	14				6	14	.300
Harris, San Antonio .....	12	50	89	37	19	8	0	88	2	0	2	2	2	6				2	6	.250
Hellman, Galveston .....	17	59	108	33	28	11	6	115	1	1	6	1	0	9				0	9	.000

CENTRAL ASSOCIATION

STANDING OF CLUBS AT CLOSE OF SEASON, 1909

	Bur.	Han.	Kuk.	Kew.	Wat.	Qcy.	Jax.	Ott.	Won.	PC.
Burlington.....	....	9	10	11	10	14	17	12	83	.620
Hannibal .....	11	....	9	9	12	13	14	15	83	.610
Keokuk .....	10	11	....	8	11	10	12	18	80	.584
Kewanee .....	7	10	11	....	10	11	11	13	73	.544
Waterloo .....	0	4	9	9	....	10	8	10	64	.481
Quincy.....	5	6	9	7	10	....	10	15	62	.459
Jacksonville .....	0	4	7	9	8	10	....	8	46	.354
Ottumwa .....	8	5	2	8	8	5	12	....	48	.345
Lost .....	51	53	57	61	69	73	84	91		

INDIVIDUAL BATTING

Name and Club	G.	AB.	R.	H.	2B.	3B.	HR.	TB.	SH.	SB.	PC.
Pierce, Burlington ....	17	50	6	17	1	0	0	18	6	0	.340
Severoid, Burlington ..	25	63	6	19	2	1	0	23	2	1	.302
Fenney, Ottu.-Bur.....	122	457	75	137	24	3	0	167	5	46	.300
Collins, Burlington.....	83	285	48	85	16	3	0	106	20	34	.298
Evans, Hannibal .....	122	403	62	119	21	2	3	153	30	27	.295
Copeland, Burlington ..	32	98	12	29	4	1	0	25	6	8	.296
Lemon, Burlington ....	102	340	58	99	17	3	2	128	15	31	.291
Corriden, Keokuk .....	143	510	60	144	26	10	4	202	16	49	.282
Burg, Burlington .....	128	468	79	132	22	7	5	192	6	51	.282
Manusch, Burlington ..	135	530	91	149	23	6	0	183	15	72	.281
Elliott, Kewanee .....	105	333	34	93	22	8	4	143	8	19	.279
Russell, Ottumwa .....	97	332	30	92	13	4	1	116	12	10	.277
Reichle, Keokuk .....	143	526	48	145	23	7	2	187	19	19	.276
Cavanaugh, Qu -Ottu ..	121	427	58	118	21	2	6	161	26	36	.276
Rouse, Quincy .....	83	234	23	64	9	4	2	87	4	12	.274
Milligan, Hannibal ....	127	476	80	130	26	6	4	180	16	26	.273
Johnston, Kewanee .. ..	134	502	84	134	17	12	7	196	17	45	.267
Phelan, Kewanee .....	108	395	41	105	34	1	1	144	17	37	.266
Dowers, Hannibal .....	133	437	55	116	16	6	4	150	8	40	.265
Kraft, Hannibal .....	46	116	14	30	4	0	0	34	4	1	.265
Crandall, Kewanee .....	129	460	63	119	15	2	2	144	16	65	.259
Senno, Ottumwa .....	139	524	54	134	31	8	7	202	11	30	.256
Callahan, Kewanee .....	119	430	54	110	19	8	1	157	28	40	.256
Lewis, Kewanee .....	135	517	50	132	33	17	3	185	27	23	.255
Ronan, Burlington.....	131	492	59	125	23	6	3	169	15	21	.264
Cook, Quincy .....	92	307	33	78	9	1	0	89	18	23	.254
Everett, Hannibal ....	51	185	24	47	13	2	1	66	11	11	.254
Linderbeck, Quincy ..	125	453	54	114	20	6	10	176	2	33	.251

## INDIVIDUAL BATTING—Continued

Name and Club	G.	AB.	R.	H.	2B.	3B.	HR.	TB.	SH.	SB.	PC.
Morris, Jacksonville ..	127	496	61	124	26	11	0	172	15	23	.250
Rollins, Water.-Han.	37	109	6	27	1	0	0	28	5	4	.248
McLear, Water.-Han.	99	363	37	89	21	2	2	120	8	14	.245
Landry, Keokuk.....	140	491	52	120	21	6	0	153	15	18	.244
Brand, Ottumwa.....	132	447	46	109	20	0	4	141	20	21	.244
Chadwick, Ottumwa ..	22	74	9	18	4	0	0	22	1	3	.243
Grodnick, Keokuk ....	115	417	40	101	19	4	2	134	10	16	.242
Rose, Burlington .....	135	507	53	122	24	2	2	156	17	16	.241
Cook, Burlington .....	19	54	7	13	4	2	0	21	2	1	.241
Anderson, Quincy .....	122	434	40	104	19	7	3	146	7	18	.240
Keyes, Quincy .....	37	104	10	25	5	0	0	30	1	2	.240
Mertens, Qu.-Keokuk	71	267	23	64	5	1	1	74	5	17	.239
Olson, Waterloo .....	131	453	27	108	16	4	0	132	18	23	.238
Hughes, Jacksonville	129	479	40	113	22	3	2	147	20	17	.236
Prout, Hannibal .....	124	419	69	99	21	3	2	132	39	32	.236
Blausser, Jacksonville	130	448	45	105	28	4	9	168	7	20	.234
Ragan, Hannibal .....	129	480	60	112	15	3	1	136	16	24	.233
Cruikshank, Waterloo	98	257	38	84	8	0	0	92	6	41	.232
Searles, Waterloo .....	76	207	16	48	5	2	0	57	5	4	.232
Donovan, Burlington..	73	237	26	55	4	1	0	61	18	14	.232
Lizette, Waterloo.....	105	308	31	68	8	1	0	78	13	23	.229
Bennett, Quincy.....	108	323	41	73	8	1	0	83	10	28	.226
Connors, Kewanee ....	104	319	40	72	14	1	1	91	16	13	.226
Milsapp, Waterloo ....	102	337	27	76	6	3	0	88	11	19	.226
Morris, Kewanee .....	85	283	35	64	11	2	7	100	11	13	.226
C. Swalm, Hannibal....	61	146	10	33	2	1	0	37	10	3	.226
Hamilton, Hannibal ..	134	547	65	102	17	2	3	132	28	39	.223
Mier, Hannibal .....	46	166	22	37	3	0	3	49	5	16	.223
Hippert, Ottumwa ....	31	94	2	21	5	1	0	28	0	0	.223
Fitzpatrick, Waterloo	132	436	46	97	16	3	0	129	17	26	.222
Hoffman, Quincy .....	43	158	21	35	11	0	0	46	6	13	.222
Wilkins, Bur.-Han. ....	18	54	4	12	3	0	0	15	5	0	.222
Jasper, Jacksonville ..	114	409	43	89	17	4	5	129	12	16	.218
Eberts, Hannibal .....	77	273	43	59	8	2	1	74	8	24	.216
Yeager, Quincy.....	37	103	16	28	1	0	0	29	13	18	.215
Curtis, Waterloo.....	139	496	60	106	16	3	2	134	6	65	.214
Claire, Kewanee .....	111	373	26	80	18	6	2	116	16	21	.214
Dang, Quincy .....	128	432	61	92	21	3	5	134	32	39	.213
Wise, Ottumwa .....	89	328	32	70	10	6	0	92	5	17	.213
Clarke, Waterloo .....	20	57	4	12	0	0	0	12	3	0	.212
Walsh, Quincy .....	115	355	22	75	11	4	1	97	7	7	.211
Plass, Jacksonville ....	30	95	10	20	2	0	0	22	5	11	.211
Gray, Jacksonville ....	87	268	28	56	6	0	10	92	7	12	.209
Forney, Hannibal.....	98	289	19	60	11	0	0	71	16	11	.208
Fenell, Ottumwa .....	93	274	29	57	8	1	7	88	10	7	.208
Reeves, Ottumwa .....	132	461	46	95	7	2	0	106	54	15	.206
Hildebrande, Keokuk.	110	339	31	70	7	11	4	111	11	14	.206
Graves, Ottumwa .....	48	55	12	32	4	1	0	38	8	8	.206
Pennington, Waterloo	130	463	40	95	15	3	2	122	24	38	.205
Miller, Keokuk .....	139	499	44	102	15	2	3	130	18	40	.204
Belt, Keokuk .....	101	301	19	61	12	1	1	78	16	2	.203
Berte, Keo.-Jackson. .	122	425	42	86	12	0	0	98	22	26	.202
Morganthaler, Jack ....	129	413	52	83	22	4	6	131	7	20	.201
Purtell, Kewanee .....	15	35	4	7	2	0	0	9	3	1	.200
Hill, Quincy .....	133	488	56	97	19	1	0	118	16	42	.199
Oyler, Keokuk .....	52	167	25	33	4	0	1	40	7	10	.198
Shour, Waterloo .....	52	168	13	33	6	0	0	38	15	8	.196
Morrison, Waterloo ....	26	92	8	18	1	0	0	19	2	6	.196



INDIVIDUAL BATTING—Continued

Name and Club	G	AB.	R.	H.	2B.	3B.	HR.	TB.	SH.	SB.	PC.
Andrews, Burlington	63	210	14	41	11	1	0	54	8	9	.195
Annis, Keokuk	98	325	41	63	13	1	0	78	28	24	.194
Cosgrove, Burlington	32	108	15	21	2	0	0	23	5	9	.194
Littlejohn, Qu.-Jack	100	348	31	67	0	1	0	69	20	11	.193
Jehi, Ottumwa	63	228	9	44	5	0	1	52	6	7	.193
Kent, Waterloo	60	135	14	26	3	0	0	29	5	0	.193
Lage, Kewanee	67	172	13	33	11	1	1	49	2	7	.192
Webster, Bur.-Ottum.	19	52	3	10	2	0	0	12	2	0	.192
Pagel, Jacksonville	20	68	7	13	0	1	0	15	1	1	.191
Link, Ottumwa	122	271	29	69	4	0	0	73	15	10	.166
Wilson, Keokuk	28	71	4	13	2	1	0	17	2	2	.183
Grimes, Kewanee	32	95	8	17	4	1	0	23	4	1	.179
Vyskocil, Hannibal	43	130	13	23	3	1	1	31	0	2	.177
Fisher, Jack.-Han.	39	124	7	22	1	0	0	23	2	2	.177
Donovan, Jack.	30	90	4	16	3	0	0	19	0	5	.177
Burke, Jacksonville	15	34	3	6	1	0	0	7	2	0	.176
Thomas, Keokuk	38	126	17	22	4	0	0	26	12	13	.175
Glass, Jacksonville	46	115	9	20	4	0	0	24	3	3	.174
Krueger, Waterloo	23	69	4	12	2	1	0	16	2	2	.174
Fitzgerald, Jack.	23	75	5	13	3	0	0	16	3	0	.173
Kench, Kewanee	41	105	9	18	0	0	0	18	6	3	.171
Bramble, Keokuk	46	118	7	20	1	4	2	35	1	2	.169
Spencer, Burlington	67	158	16	26	4	1	1	35	6	3	.165
Putnam, Bur.-Ottum.	16	49	4	8	1	0	0	9	2	3	.163
Krebs, Bur.-Keo.	15	43	5	7	3	0	0	10	0	1	.163
Burch, Keokuk	45	117	7	19	1	0	0	20	9	1	.162
Bluejacket, Keokuk	34	100	7	16	5	0	0	21	0	0	.160
Dunn, Ottumwa	63	176	10	28	3	0	0	31	7	0	.159
Hockenbury, Bur.	20	44	6	7	1	0	0	8	0	0	.159
Hickman, Ottumwa	41	120	9	19	1	1	0	22	1	0	.158
Boyd, Burlington	49	121	13	19	3	0	0	22	4	3	.157
Foersch, Ottumwa	36	108	9	17	6	1	0	24	8	4	.157
Akers, Jacksonville	31	77	6	12	1	0	0	13	2	3	.156
Pressey, Kew.-Han.	26	67	7	10	1	1	0	13	0	1	.149
Powers, Ottum.-Han.	17	47	2	7	0	0	0	7	0	0	.149
Noe, Kewanee	35	96	9	14	2	1	0	18	6	6	.146
Hoey, Ottumwa	34	111	4	16	2	0	0	18	4	3	.144
Prater, Quincy	25	49	3	7	1	0	0	8	1	0	.143
Zackert, Waterloo	40	99	7	14	0	2	0	18	12	0	.141
Mier, Qu.-Keo.	56	148	10	20	4	0	0	24	7	1	.135
Wagner, Br.-Ke.-Wa.	32	74	2	10	5	0	0	15	4	2	.135
O'Hearn, Jackson	39	105	8	14	3	0	0	17	0	0	.133
Davie, Qu.-Water.	18	32	3	4	1	0	0	5	0	0	.125
Owens, Ottumwa	20	50	3	6	0	0	0	6	1	0	.120
Upton, Jacksonville	21	67	0	7	0	0	0	7	3	0	.104
Darrah, Waterloo	25	52	2	6	0	0	0	6	1	0	.103
McLoughlin, Ottum.	18	69	5	7	0	0	0	7	3	0	.101
Prough, Keokuk	39	101	4	9	3	0	0	12	3	1	.089

CLUB BATTING

Club	AB.	H.	PC.
Burlington	4393	1112	.253
Hannibal	4230	1041	.246
Yewanee	4264	1024	.240
Quincy	4264	992	.227
Keokuk	4479	998	.223
Waterloo	4306	922	.214
Ottumwa	4356	916	.210
Jacksonville	4199	875	.208

## INDIVIDUAL FIELDING

## First Basemen

Name and Club	G.	P.O.	A.	E.	P.C.
Evans, Hannibal .....	74	703	32	9	.988
Miller, Keokuk .....	138	1331	70	20	.986
Wise, Ottumwa .....	18	220	11	4	.983
Claire, Kewanee .....	111	1049	77	23	.980
Milsap, Waterloo .....	102	976	58	24	.977
Rose, Burlington .....	136	1348	84	35	.976
Rollings, Hannibal-Waterloo .....	35	311	21	8	.976
Anderson, Quincy .....	103	940	58	26	.975
Hoffman, Quincy .....	35	299	19	9	.972
Hughes, Jacksonville .....	129	1225	60	35	.971
Fennell, Ottumwa .....	51	551	29	15	.969
Mier, Hannibal .....	43	407	22	14	.968
Hoey, Ottumwa .....	34	366	12	13	.967
Graves, Ottumwa.....	26	274	15	14	.954
Morris, Kewanee .....	20	192	10	10	.953

## Second Basemen

Dang, Quincy .....	19	49	39	1	.989
Prout, Hannibal .....	124	294	270	19	.967
Brand, Ottumwa .....	132	304	327	23	.965
Littlejohn, Jacksonville-Quincy.....	99	236	208	17	.963
Fitzpatrick, Waterloo .....	122	275	304	28	.954
Plass, Jacksonville .....	29	85	51	7	.951
Grodnick, Keokuk .....	73	164	180	18	.950
Evans, Hannibal .....	15	26	28	3	.947
Cook, Quincy .....	58	107	126	14	.943
Thomas, Keokuk .....	35	75	81	11	.834
Oyler, Keokuk .....	43	95	87	13	.93 <sup>2</sup>
Ronan, Burlington.....	131	249	310	41	.932
Lewis, Kewanee .....	135	335	305	16	.904
Yeager, Quincy.....	37	70	80	16	.901

## Third Basemen

Burg, Burlington .....	60	65	144	8	.963
Ragan, Hannibal .....	128	169	252	19	.957
Corriden, Keokuk .....	143	194	364	43	.928
Pennington, Waterloo .....	130	156	274	35	.925
Wise, Ottumwa .....	66	107	176	23	.925
Phelan, Kewanee .....	47	69	104	14	.925
Hippert, Ottumwa .....	30	31	71	9	.919
Cook, Quincy .....	34	43	55	9	.916
Cavanaugh, Quincy-Ottumwa .....	118	153	271	40	.914
Blausser, Jacksonville .....	130	146	314	44	.913
Donovan, Burlington.....	73	105	152	25	.911
Crandall, Kewanee.....	70	104	148	30	.894

## Shortstops

Olson, Waterloo .....	124	240	402	35	.948
Berte, Jacksonville-Keokuk .....	120	218	342	33	.944
Reeves, Ottumwa.....	132	213	435	45	.935
Crandall, Kewanee.....	59	151	199	25	.933
Andrews, Burlington .....	60	101	157	21	.925
Hamilton, Hannibal .....	134	213	403	53	.921
Hill, Quincy .....	133	337	389	69	.913
Burg, Burlington .....	62	112	194	33	.903

## INDIVIDUAL FIELDING, Shortstops—Continued

Name and Club	G.	PO.	A.	E.	PC.
Annis, Keokuk .....	98	166	262	53	.890
Phelan, Kewanee .....	60	138	178	48	.868
Krueger, Waterloo .....	15	26	52	12	.867
Pagel, Jacksonville.....	20	32	59	16	.851

## Outfielders

Curtis, Waterloo.....	139	296	17	2	.994
Connor, Kewanee .....	104	188	9	3	.985
Everett, Hannibal .....	51	61	2	1	.984
Cruickshank, Waterloo .....	99	104	12	2	.983
Jehl, Ottumwa .....	43	53	4	1	.983
Jasper, Jacksonville .....	91	146	11	3	.981
Morrison, Waterloo .....	20	43	1	1	.978
Russell, Ottumwa .....	97	208	20	7	.970
Morris, Kewanee .....	41	59	7	2	.970
Dang, Quincy .....	108	269	20	9	.970
Callahan, Kewanee .....	123	209	22	8	.966
Milligan, Hannibal .....	125	217	15	8	.967
Bennett, Quincy.....	96	131	16	5	.967
Eberts, Hannibal .....	99	101	13	4	.966
McLaughlin, Ottumwa .....	15	27	1	1	.966
Morganthaler, Jacksonville.....	114	171	20	7	.965
Powers, Hannibal .....	133	235	12	10	.961
Cook, Burlington .....	18	26	1	1	.964
Copeland, Burlington .....	32	43	5	2	.960
Manusch, Burlington .....	135	232	10	10	.960
Shour, Waterloo .....	52	87	9	3	.959
Senno, Ottumwa .....	127	152	14	7	.959
Landry, Keokuk.....	141	231	3	10	.958
Morris, Jacksonville .....	127	246	21	12	.957
McLear, Waterloo-Hannibal.....	89	183	13	8	.956
Johnston, Kewanee .....	73	93	12	5	.955
Reichle, Keokuk.....	143	245	26	13	.954
Linderbeck, Quincy .....	115	239	9	12	.954
Collins, Burlington.....	83	177	6	10	.948
Foersch, Ottumwa .....	36	75	12	5	.946
Grodnick, Burlington .....	36	52	5	4	.934
Rouse, Quincy .....	39	65	11	6	.927
Finney, Burlington-Ottumwa .....	121	145	6	14	.915
Hildebrand, Keokuk .....	109	111	15	12	.913
Cosgrove, Burlington.....	31	47	5	5	.912
Mertens, Quincy Keokuk .....	60	62	9	7	.910
Chadwick, Ottumwa .....	22	28	2	3	.909
Gray, Jacksonville .....	22	44	2	5	.902
Anderson, Quincy .....	18	17	2	4	.826
Hayes, .....	15	15	1	4	.800

## Pitchers

Hickman, Ottumwa.....	37	8	110	0	1.000
Vyskocil, Hannibal .....	41	11	106	0	1.000
Pressey, Keokuk-Hannibal.....	26	8	46	0	1.000
Morrow, Quincy .....	11	8	27	0	1.000
Hendricks, Burlington.....	12	1	33	0	1.000
Kraft, Hannibal .....	43	14	139	2	.987
C. Swalm, Hannibal.....	41	21	132	2	.987
Dunn, Ottumwa .....	40	11	119	3	.977
Burch, Keokuk.....	43	6	79	2	.977

## INDIVIDUAL FIELDING, Pitchers—Continued

Name and Club	G	PO	A	E	PC
Prough, Keokuk.....	38	7	72	2	.975
Keyes, Quincy.....	37	18	90	3	.973
Spencer, Burlington.....	49	11	125	5	.965
Kench, Kewanee.....	40	9	91	4	.962
Noe, Kewanee.....	35	11	63	3	.961
Zackert, Waterloo.....	39	14	99	5	.958
Grimes, Kewanee.....	32	9	97	5	.955
Bramble, Keokuk.....	37	10	110	6	.952
Prater, Quincy.....	25	5	53	3	.951
Clarke, Waterloo.....	19	10	48	3	.951
Boyd, Burlington.....	44	14	114	8	.941
Fennell, Ottumwa.....	26	15	74	6	.937
Stecher, Jacksonville.....	12	3	27	2	.937
Bluejacket, Keokuk.....	34	10	76	6	.935
Kent, Waterloo.....	43	12	86	7	.933
Darrah, Waterloo.....	25	5	64	5	.932
Upton, Jacksonville.....	21	7	60	5	.931
Webster, Ottumwa-Burlington.....	17	0	54	4	.931
Douthett, Waterloo.....	12	1	26	2	.931
Glass, Jacksonville.....	40	23	84	8	.930
Wagner, Keokuk-Waterloo-Burlington.....	31	3	49	4	.929
Akers, Jacksonville.....	31	4	60	5	.927
O'Hearn, Jacksonville.....	36	1	85	7	.925
Hockenberry, Burlington.....	20	7	43	5	.909
Owens, Ottumwa.....	11	2	26	3	.903
Powers, Ottumwa-Hannibal.....	17	2	33	4	.898
Rouse, Quincy.....	35	29	107	16	.895
Davie, Waterloo-Quincy.....	18	1	31	4	.889
Cannon, Jacksonville-Waterloo.....	10	3	20	3	.885
H. Swalm, Hannibal.....	12	3	19	3	.880
Bennett, Quincy.....	15	7	37	9	.830

## Catchers

Severoid, Burlington.....	19	92	16	0	1.000
Forney, Hannibal.....	95	575	96	10	.985
Pierce, Burlington.....	16	97	25	2	.984
Lizette, Waterloo.....	77	446	99	10	.982
Searles, Waterloo.....	63	313	94	8	.981
Belt, Keokuk.....	91	500	100	12	.980
Evans, Hannibal.....	24	106	25	3	.978
Fisher, Hannibal-Jackson.....	36	189	47	10	.976
Lemon, Burlington.....	92	512	103	16	.975
Link, Ottumwa.....	107	464	185	17	.974
Burke, Jacksonville.....	14	64	9	2	.973
Wilkins, Burlington-Hannibal.....	17	86	15	3	.971
Krebs, Burlington-Keokuk.....	13	55	12	2	.971
Mier, Quincy-Keokuk.....	56	243	76	10	.970
Lage, Kewanee.....	50	254	88	12	.966
Walsh, Quincy.....	102	458	121	16	.965
Elliott, Kewanee.....	86	439	147	25	.959
Wilson, Keokuk.....	27	131	33	7	.959
Jehl, Ottumwa.....	18	53	16	3	.958
Gray, Jacksonville.....	52	256	80	16	.955
Donovan, Jacksonville.....	28	145	25	11	.939
McDonald, Ottumwa.....	12	36	11	4	.922
Mertens, Quincy.....	22	53	25	7	.918



CLUB FIELDING

Club	PO.	A	E.	PC.
Hannibal .....	3633	1716	186	.966
Waterloo .....	3678	1803	236	.959
Keokuk .....	3775	1763	262	.955
Ottumwa .....	3671	1958	276	.953
Burlington.....	3619	1698	272	.951
Kewanee .....	3563	1749	287	.949
Jacksonville.....	3477	1673	282	.948
Quincy .....	3628	1747	317	.944

PITCHERS' RECORDS

Name and Club	G	JP	Opponents						WP	W	L	T	N	PC
			AB	H	R	HB	BS	SO						
Grimes, Kewanee .....	32	279	1050	189	77	18	78	126	4	23	8	1	0	.742
Hendricks, Bur.....	12	101	346	67	16	3	21	86	0	8	2	0	1	.727
Spencer, Burlington....	50	350	1293	262	113	7	70	184	4	27	13	0	10	.675
Boyd, Burlington.....	44	329	1201	223	111	14	73	190	9	23	12	2	7	.657
Kraft, Hannibal.....	43	314	1175	234	82	11	45	143	4	24	13	0	6	.649
Prough, Keokuk.....	38	292	1029	178	71	9	54	198	1	20	11	2	5	.645
C. Swalm, Hannibal....	41	317	1195	234	97	14	61	170	6	21	12	0	8	.636
Vyskocil, Hannibal ....	43	339	1274	275	116	3	52	209	4	22	13	0	8	.629
Hockenberry, Bur.....	20	135	491	115	45	4	38	86	2	9	6	0	5	.600
H. Swalm, Hannibal	12	101	362	64	22	1	9	80	3	6	4	1	1	.600
Clarke, Waterloo .....	19	170	627	123	39	3	45	84	2	11	8	0	0	.579
Keyes, Quincy.....	37	317	1174	264	92	20	60	143	4	18	14	1	4	.563
Burch, Keokuk.....	40	303	1138	248	97	10	61	144	2	19	15	0	6	.559
Pressey, Kew.-Han....	26	189	754	167	79	11	38	74	7	13	11	0	2	.542
Bluejacket, Han.....	32	237	934	197	87	9	51	158	4	14	12	2	4	.538
Wagner, B.-Wt.-Kw. .	31	214	835	173	90	14	104	132	3	14	12	0	5	.538
Bennett, Quincy.....	15	111	408	78	48	2	53	64	8	7	6	0	2	.538
Noe, Kewanee.....	35	278	1049	206	92	20	110	144	2	15	13	0	7	.536
Kent, Waterloo .....	41	316	1162	232	87	15	102	178	6	18	16	1	6	.529
Bramble, Keokuk.....	35	299	1091	235	105	6	82	107	3	17	16	0	2	.515
Zackret, Waterloo .....	39	331	1201	254	92	24	92	170	3	17	17	2	3	.500
Webster, Bur.-Ott.....	17	124	444	92	57	3	45	54	6	8	8	0	1	.500
Kench, Kewanee .....	40	306	1178	252	129	6	78	130	7	17	18	0	5	.486
Rouse, Quincy .....	35	280	1006	214	111	17	101	135	12	14	16	1	4	.467
Akers, Jacksonville ....	31	235	916	212	109	7	48	136	9	10	12	0	9	.455
Douthett, Waterloo ..	12	98	355	57	19	5	18	73	0	5	6	0	1	.455
Davie, Quincy-Water.	18	97	360	74	46	3	50	46	3	4	5	0	9	.444
Glass, Jacksonville ....	41	281	1087	265	148	12	73	125	8	14	18	0	9	.438
Powers, Ott.-Han. ....	17	114	431	109	60	11	41	52	2	6	8	1	2	.429
Prater, Quincy .....	25	155	577	146	66	2	37	55	1	8	11	0	6	.421
Hickman, Ottumwa....	37	301	1159	290	146	8	43	124	1	13	21	0	3	.382
Darrah, Waterloo.....	25	180	683	166	88	11	54	83	4	7	12	0	6	.368
Dunn, Ottumwa .....	40	338	1172	249	133	21	86	140	4	13	24	0	3	.351
Fenell, Ottumwa .....	26	205	735	163	99	11	69	87	5	8	15	0	3	.348
O'Hearn, Jacksonville	36	269	992	212	117	8	72	131	4	11	22	0	3	.333
Upton, Jacksonville ..	21	181	659	148	74	18	68	92	3	6	15	0	0	.286
Morrow, Quincy .....	10	80	310	73	39	4	17	27	1	2	5	1	2	.286
Stecher, Jacksonville .	11	69	249	58	24	2	9	33	0	0	4	1	6	.000
Owens, Ottumwa .....	11	77	310	88	49	3	17	19	0	0	9	0	2	.000

## CALIFORNIA STATE LEAGUE

(Admitted to National Association, November 10, 1909).

## FIRST HALF

Club	Stock.	SC.	Oak.	SJ.	SanF.	Fres.	Won	PC.
Stockton .....	10	10	14	10	11	18	63	.685
Santa Cruz .....	7	....	5	20	18	12	62	.633
Oakland .....	10	9	....	16	11	16	62	.608
San Jose .....	5	8	10	....	9	2	34	.382
San Francisco .....	3	4	6	6	....	15	34	.351
Fresno .....	4	5	5	3	14	....	31	.330
Lost .....	29	36	40	55	63	63	—	—

## SECOND HALF

Club	Oak.	Fres.	Stock.	Sac.	Won	PC.
Oakland .....	....	15	9	11	35	.603
Fresno .....	13	....	13	6	32	.552
Stockton .....	6	5	....	11	22	.415
Sacramento .....	4	6	9	....	19	.404
Lost .....	23	26	31	28	108	—

In play-off Stockton refused to play off protested game and pennant was awarded to Oakland

## INDIVIDUAL BATTING

Name and Club	G	AB	R	1B	2B	3B	HR	SH	SB	PC
Pfyle, Stockton .....	123	464	73	166	22	8	9	10	44	.358
Hap Smith, S J-Oak .....	135	553	78	189	23	8	2	24	34	.341
Leonard, Fresno .....	20	46	6	15	0	0	0	2	0	.326
Kyars, San J.-Santa Cruz .....	87	340	75	111	0	0	1	0	36	.326
Shay, Stockton .....	56	195	43	63	7	4	2	6	24	.323
Carney, Fresno .....	135	514	72	165	16	9	9	19	18	.321
Townsend, Santa Cruz .....	52	196	26	62	10	4	2	9	6	.316
Bills, Fresno .....	30	94	5	28	5	1	1	5	2	.298
Walthous, Oakland .....	21	74	12	22	4	2	0	3	2	.297
Lovett, San Jose .....	45	162	19	48	7	4	0	11	9	.296
Householder, S.C.-Fresno .....	150	552	69	160	23	5	8	23	39	.289
J. Kelley, Sacramento .....	20	74	10	21	4	0	0	1	6	.284
Davis, Fresno .....	52	192	28	54	6	1	4	4	22	.281
Lansing, Stockton .....	17	68	6	9	4	0	0	3	1	.279
Hackett, Stk.-S.F.-Oak. ....	100	327	34	91	16	3	2	26	16	.278
Van Buren, S. Cruz-Oak.....	134	523	102	148	22	8	5	24	21	.277
Bloomfield, Oakland .....	60	160	30	44	6	7	2	7	2	.275
Nealon, Oakland .....	138	504	59	138	22	12	5	33	15	.274
Tracy, Fresno .....	146	521	57	142	12	3	1	27	25	.272
Sheehan, Oakland .....	158	612	84	165	24	8	1	21	40	.269
Loucks, Stockton-Fresno ..	42	123	10	33	0	1	0	5	1	.269
Curtis, Santa Cruz .....	138	534	78	141	16	7	4	33	31	.264
Henderson, Oakland .....	95	301	21	79	9	1	2	6	7	.262
Burns, Oakland .....	119	429	50	113	13	8	0	10	14	.258
Kuhn, Fresno .....	134	462	57	119	23	0	7	18	15	.257
Farrell, Stockton .....	107	378	54	97	10	1	0	28	23	.256
McHale, Oakland .....	151	621	87	156	26	17	7	34	43	.251
Conrad, Santa Cruz .....	70	211	22	53	6	4	4	10	5	.251
Moskiman, Oakland .....	112	358	36	89	1	9	1	14	13	.248
Ragan, Fresno .....	41	147	11	36	3	0	1	8	12	.245
Gray, Fresno-San Fran. ....	33	90	4	22	1	0	0	2	1	.245
Frambes, Stockton .....	85	265	27	65	11	2	0	10	20	.245
Mertes, Stockton .....	111	397	68	97	14	8	1	15	19	.244
Mosher, Sacramento .....	28	82	9	20	5	1	0	0	2	.244

INDIVIDUAL BATTING—Continued

Name and Club	G.	AB.	R.	1B.	2B.	3B.	HR.	SH	SB	PC
Broadbent, S. J.-S. C. ....	85	273	42	65	9	0	3	14	12	.238
Streib, San Francisco .....	88	353	38	84	13	5	2	6	24	.238
Spencer, San Fran.-Stk. ....	119	434	72	103	8	3	1	15	36	.237
Devereaux, Santa Cruz ....	91	306	35	72	11	1	0	14	13	.235
S. Miller, Stockton .....	141	510	45	120	25	7	2	25	30	.235
Waters, Santa Cruz .....	124	434	33	102	12	6	0	25	15	.235
Bliss, San Francisco.....	50	167	15	39	3	0	1	3	8	.234
Croll, San Fran.-San Jose ..	90	335	29	78	13	0	0	15	17	.233
Keller, San Jose-Sacra. ....	106	375	27	87	12	4	1	7	22	.232
Garibaldi, Sacramento.....	18	69	5	16	0	0	2	1	4	.232
Reid, San Jose .....	82	281	35	65	12	5	2	15	14	.231
Hartman, Santa Cruz .....	45	179	24	41	5	2	0	6	31	.229
Gordon, Stk.-S. F.-Fresno..	88	302	33	69	8	2	0	6	3	.228
Schimpff, Fresno .....	120	412	36	94	10	2	1	19	10	.228
Burke, Fresno-Oakland.....	38	141	13	32	4	2	0	4	2	.227
Murray, Stk.-S. Fran. ....	129	469	50	106	11	10	3	27	33	.226
Krueger, Fresno-San Jose ..	74	263	26	59	6	4	0	6	7	.224
Kelley, Fresno .....	149	555	55	124	23	1	2	59	26	.223
McDonough, Fresno.....	90	304	26	68	14	2	4	6	5	.223
McKune, Oakland .....	69	248	27	55	7	1	0	8	8	.222
Cooper, San Francisco .....	41	117	9	26	4	3	0	6	1	.222
Campbell, Oak.-San Fran. ....	150	552	47	121	14	2	0	24	17	.219
J. Smith, Sacramento .....	133	493	70	107	5	8	0	13	25	.219
Burke, S. F.-Stk.-Oak .....	48	147	9	31	0	3	0	1	5	.211
McCarthy, S. C.-S. Fran ....	23	76	9	16	1	1	0	0	4	.211
Lacey, San Jose .....	85	296	22	62	4	1	0	14	11	.209
Le Brand, Oakland-Stk. ....	56	186	21	39	3	0	0	6	8	.209
Ferlin, S. Fran.-S. Cruz ....	102	334	32	70	0	0	0	0	0	.209
Cobb, Fresno .....	36	130	16	27	5	1	9	4	4	.208
Hester, S. Fran.-S. Cruz ....	21	63	4	13	1	1	0	3	0	.206
Eager, San Jose .....	27	83	12	17	2	0	0	2	5	.205
Stricklett, S. Jose-Sac.....	46	128	13	26	10	1	0	2	2	.203
Finch, Fresno .....	92	390	49	79	9	3	0	6	13	.202
Kennedy, Oakland.....	30	95	7	19	1	0	0	4	0	.200
Heister, San Francisco .....	55	196	20	39	4	3	2	4	6	.199
Dashwood, Santa Cruz .....	81	275	28	53	4	1	1	16	4	.193
Jones, Santa Cruz-Fresno ..	58	167	27	32	0	0	0	2	1	.191
McLaughlin, S.F.-Stk .....	88	304	26	57	0	1	0	12	25	.188
Durham, Stockton .....	29	85	7	16	0	0	0	1	2	.188
Forrester, Fresno .....	36	102	8	19	4	0	1	4	2	.186
Franks, Fresno .....	43	152	15	28	6	0	3	3	8	.184
Bailey, San C.-Fres.-S.J. ...	44	142	10	26	5	2	0	4	5	.183
Halliman, S. Fran.-Stock...	136	465	37	86	13	7	2	13	15	.181
Trippett, San Jose-Sac.-O. ...	51	125	8	22	2	0	1	2	1	.176
Irwin, San Francisco .....	15	57	4	10	1	2	0	0	1	.175
White, Oak.-San Jose .....	35	104	9	18	4	0	0	0	2	.175
Joyce, Stk.-Fres.-Oak. ....	228	409	29	71	5	1	0	8	3	.173
Carrigan, Sacramento .....	31	104	7	18	3	0	0	1	1	.173
Hugh, Smith, San Jose ....	58	188	8	32	2	1	1	6	3	.170
Logan, San Jose .....	22	60	4	10	1	0	0	2	0	.167
Egan, San Jose .....	38	115	15	19	2	1	1	4	4	.165
J. Miller, S. Jose-S. Cruz.....	19	62	7	10	1	0	0	1	2	.161
House, Fresno-S. Cruz. ....	16	50	4	8	0	0	0	0	0	.160
T. Hoag, Oak.-Stk.-Fres. ...	47	134	9	27	0	1	1	3	3	.157
Hopkins, Santa Cruz .....	46	131	11	20	5	1	0	3	3	.152
Lane, San Fran.-Stock. ....	22	63	1	9	1	1	0	2	0	.143
Van Otterman, S. C.-Fres. ...	23	59	4	8	1	1	0	0	0	.136
Dewey, San Francisco .....	26	90	11	12	2	0	0	2	1	.133
Feeney, San Francisco .....	90	298	29	38	7	0	1	22	18	.128
Butler, Santa Cruz.....	17	50	3	6	0	0	0	1	1	.120
A. Smith, Fresno .....	37	108	4	12	1	0	0	9	1	.111
Clark, Stock.-Fresno .....	16	48	2	5	0	0	0	2	1	.104
R. Miller, San Jose.....	25	70	2	7	0	0	0	2	0	.100
Collins, San Jose.....	17	58	3	3	0	0	0	1	1	.052

## CLUB BATTING

Club	G.	AB.	R	H.	PC.
Santa Cruz .....	96	3169	449	799	.252
Oakland .....	158	5282	624	1292	.244
Stockton .....	141	4485	550	1085	.242
Fresno .....	152	4965	508	1179	.237
San Jose .....	88	2806	273	639	.228
Sacramento .....	45	1499	133	334	.223
San Francisco .....	96	3084	287	645	.209

## INDIVIDUAL FIELDING

## First Basemen

Name and Club	G.	PO.	A.	E.	PC.
Van Buren, Stockton.....	18	191	13	2	.990
Nealon, Oakland .....	135	1459	75	17	.989
Irwin, San Francisco .....	15	166	15	2	.989
Townsend, Santa Cruz .....	50	473	31	7	.986
Noyes, San Jose .....	78	784	43	15	.983
Myers, Sacramento-San Jose .....	86	868	49	15	.983
Carrigan, Sacramento .....	31	289	16	6	.981
Pfyle, Stockton.....	122	1238	104	27	.980
Tracy, Fresno .....	146	1495	84	31	.980
Ferlin, Santa Cruz .....	81	849	56	25	.973
Devereaux, Santa Cruz .....	21	192	11	7	.967
Conrad, Santa Cruz .....	23	186	9	8	.961

## Second Basemen

McCarthy, Santa Cruz-San Francisco ..	23	69	67	2	.986
Kelley, Fresno .....	149	360	407	42	.948
Farrell, Stockton .....	107	310	306	34	.947
Curtis, Santa Cruz .....	33	82	90	10	.945
Campbell, Oakland .....	133	322	356	40	.944
Feeney, San Francisco .....	87	223	231	27	.944
Keller, San Jose-San Francisco .....	104	278	301	34	.944
Halliman, Stockton .....	21	52	56	7	.939
Devereaux, Santa Cruz .....	49	130	114	20	.925

## Third Basemen

Sheehan, Oakland .....	158	190	433	31	.952
Heister, San Francisco .....	38	43	73	8	.935
Funck, Fresno .....	58	87	139	17	.930
Devereaux, Santa Cruz .....	17	12	40	4	.928
Joyce, Stockton-Fresno.....	73	88	162	20	.926
Waters, Santa Cruz .....	49	53	113	17	.907
Lacey, San Jose .....	83	109	166	28	.907
Curtis, Santa Cruz .....	58	67	114	21	.896
Halliman, San Francisco-Stockton .....	110	147	244	59	.869
Kreuger, Fresno .....	24	27	30	10	.851

## Shortstops

Schimpff, Fresno .....	34	93	115	13	.941
Shay, Stockton .....	51	106	179	19	.938
Francks, Fresno .....	43	69	130	14	.934
Mertes, Stockton .....	53	100	153	19	.930
Krueger, San Jose .....	49	109	163	21	.928
Waters, Santa Cruz-Stockton .....	73	164	235	41	.928
Ragan, Fresno .....	41	102	141	19	.927
Joyce, Oakland.....	46	80	135	17	.927
Streib, San Francisco .....	88	217	282	49	.911
McCune, Oakland.....	69	111	179	32	.901
Broadbent, San Jose-Santa Cruz .....	83	181	226	56	.897
Funck, Fresno .....	32	73	91	19	.896
Curtis, Sacramento .....	27	53	82	19	.877



## INDIVIDUAL FIELDING—Continued

## Outfielders

Name and Club	G	PO	A	E	PO
Ferlin, San Francisco .....	15	26	5	0	1.000
Mertes, Stockton .....	35	67	7	1	.987
Hap Smith, San Jose.....	80	121	16	2	.986
McLaughlin, Stockton-San Francisco ..	88	176	11	3	.984
Burns, Oakland .....	44	112	8	2	.984
Murray, Stockton-San Francisco .....	126	259	14	5	.982
Van Buren, Santa Cruz.....	103	218	17	5	.979
Garibaldi, Sacramento .....	18	37	5	1	.977
Cobb, Fresno.....	36	60	6	2	.971
Collins, San Jose.....	15	32	2	1	.971
Henderson, Oakland .....	19	30	2	1	.970
Moskiman, Oakland.....	42	57	5	3	.969
Gordon, Stock.-San Fran.-Fresno .....	85	111	13	4	.969
McHale, Oakland .....	151	317	15	11	.968
Schimpff, Fresno .....	51	136	11	5	.967
Spencer, San Francisco-Stockton .....	112	247	22	9	.967
H. Smith, Oakland .....	95	164	8	7	.959
Croll, San Francisco.....	81	138	5	5	.966
Kuhn, Fresno .....	46	99	9	4	.964
S. Miller, Stockton .....	146	219	15	10	.959
Lovett, San Jose .....	45	79	5	4	.955
Dewey, San Francisco .....	26	40	2	2	.955
Carney, Fresno .....	135	179	25	10	.953
Reid, San Jose .....	74	147	9	8	.952
Householder, Santa Cruz-Fresno .....	150	296	22	17	.949
Kuhn, Fresno .....	19	46	5	3	.941
J. Smith, Oakland-Sacramento .....	123	214	13	15	.938
Bailey, S. Cruz-Fresno-San Jose .....	43	83	8	6	.938
Mosher, Santa Cruz- San Jose .....	20	24	5	2	.935
Hartman, Santa Cruz .....	45	92	5	7	.933
Davis, Fresno .....	50	96	5	8	.927
Curtis, Santa Cruz .....	19	40	3	4	.915
Kennedy, Oakland.....	29	30	1	3	.912
J. Kelly, Sacramento.....	20	28	2	3	.909
Walther, Oakland .....	21	24	1	3	.893

## Pitchers

Egan, Stockton.....	33	16	110	0	992
Schimpff, Fresno .....	32	22	82	2	.985
Moskiman, Oakland.....	48	34	174	4	.981
Stricklett, San Jose .....	42	13	96	3	.973
T. Hogg, Oakland-Stockton-Fresno .....	32	15	77	3	.968
Jones, Fresno-San Francisco .....	50	20	127	6	.967
Fitzgerald, Stockton .....	11	3	25	1	.966
Loucks, Stockton-Fresno .....	40	29	96	5	.961
Butler, Santa Cruz.....	15	4	45	2	.961
Bloomfield, Oakland .....	52	12	127	6	.959
A. Smith, Fresno .....	29	19	82	5	.953
Cooper, San Francisco.....	30	8	91	5	.952
Gray, Fresno-San Francisco .....	28	12	87	5	.952
Bills, Santa Cruz .....	34	13	63	4	.950
Durham, Stockton .....	28	18	63	5	.942
Henderson, Oakland .....	54	26	146	11	.939
R. Miller, San Jose.....	24	8	50	4	.936
Clark, Stockton-Fresno .....	14	9	49	4	.936
Hopkins, Santa Cruz .....	30	8	84	7	.929
Lane, San Francisco-Stockton .....	22	5	58	5	.928
Heister, Stockton .....	14	3	46	4	.924
Leonard, Fresno .....	19	2	30	3	.914
Logan, San Jose .....	22	5	35	4	.909
Trippett, San Jose .....	23	8	54	6	.906

## INDIVIDUAL FIELDING, Pitchers—Continued

Name and Club	G.	PO.	A.	E.	PC.
Hester, San Francisco .....	12	10	22	4	.889
Van Otterman, Santa Cruz-Fresno .....	22	4	43	7	.870
Forrester, Fresno .....	23	6	40	10	.837

## Catchers

Name and Club	G.	PO.	A.	E.	PB.	PC.
Eager, San Jose .....	24	85	24	2	4	.982
B. Burke, Oakland .....	38	185	42	5	3	.978
White, Oakland-San Jose .....	31	133	35	4	9	.977
Burns, Oakland .....	63	385	82	22	17	.975
Conrad, Santa Cruz .....	23	116	22	4	1	.972
Frambes, Stockton .....	80	297	84	12	5	.969
Dashwood, Santa Cruz .....	78	472	96	21	13	.965
Kuhn, Fresno .....	72	319	100	15	9	.965
Le Brand, Oakland-Stockton .....	56	267	57	14	4	.958
Hugh Smith, San Jose .....	51	188	70	12	8	.955
Bliss, San Francisco .....	40	148	61	10	9	.954
Burke, San Francisco-Stockton ..	45	194	74	14	10	.950
McDonough, Fresno .....	81	317	88	28	15	.935
Hackett, Stockton-San Fran .....	82	320	144	12	6	.933

## CLUB FIELDING

Club	G.	PO.	A.	E.	PC.
Fresno .....	152	4039	1989	317	.965
Oakland .....	158	4371	2104	292	.958
Stockton .....	141	3744	1951	279	.953
San Jose .....	88	2304	1157	182	.950
San Francisco .....	96	2560	1588	220	.947
Santa Cruz .....	96	2598	1171	214	.946
Sacramento .....	45	1221	568	109	.943

## PITCHING RECORDS

Name and Club	Won	L.	IP.	Opp.				BB	SO.	HB.	WP.	PC.
				R.	H.							
Jones, Santa Cruz .....	26	6	270	192	229	47	162	11	2	2	.813	
T. Hoag, Oak.-Stk.-Fres	8	3	110	33	87	43	27	3	3	3	727	
Moskiman, Oakland .....	31	13	399	108	289	69	139	6	3	3	704	
Jones, Fresno .....	14	7	192	51	159	28	67	3	0	0	667	
Durham, Stockton .....	17	9	220	64	199	48	92	8	2	2	.654	
Bloomfield, Oakland .....	31	17	439	155	328	146	208	30	9	9	.646	
Clark, Stockton-Fresno ..	9	5	118	42	90	31	36	4	4	4	.643	
Fitzgerald, Stockton .....	6	4	80	27	62	34	27	6	4	4	.600	
Durham, Stockton .....	6	4	88	27	83	18	27	3	1	1	.600	
Butler, Santa Cruz .....	7	5	132	55	113	24	76	5	4	4	.583	
Egan, Stockton .....	18	13	394	96	242	57	76	2	2	2	.580	
Bloomfield, Oakland .....	11	8	180	67	145	62	79	13	4	4	.579	
Stricklett, San Jose .....	19	14	307	85	254	67	80	8	0	0	.575	
Loucks, Stockton-Fresno	21	16	333	113	308	47	98	19	4	4	.567	
Henderson, Oakland .....	26	25	450	138	346	68	329	18	6	6	.509	
Hopkins, Santa Cruz .....	16	16	271	117	222	91	164	26	9	9	.500	
Schimpff, Fresno .....	13	14	249	95	214	48	73	12	2	2	.481	
Gray, Fres-San Fran.-Sac.	11	14	232	92	158	104	102	27	6	6	.444	
Cooper, San Fran-Stock.	14	18	262	134	263	53	81	12	3	3	.437	
A. Smith, Fresno .....	11	16	240	96	207	38	65	6	2	2	.407	
Trippett, San Jose.-Oak...	13	21	276	125	223	155	90	29	8	8	.382	
Van Otterman, S.C.-Fres.	6	11	159	92	153	50	68	12	0	0	.353	
Forrester, Fresno .....	7	13	161	64	117	94	74	23	7	7	.350	
R. Miller, San Jose .....	7	14	196	95	177	38	57	8	0	0	.333	
Logan, San Jose .....	6	13	161	85	142	568	41	10	1	1	.316	
Lane, San Fran-Stock .....	6	14	168	85	138	82	91	16	5	5	.300	
Heister, San Jose-Sac .....	3	8	132	64	119	48	34	3	5	5	.272	
Leonard, Fresno .....	4	11	124	66	107	44	40	13	1	1	.267	
Hoag, Stockton .....	4	11	121	55	110	36	24	1	2	2	.267	
Hester, San Francisco ....	2	10	95	58	115	12	23	5	2	2	.167	

## NEW YORK STATE LEAGUE

## STANDING OF CLUBS AT CLOSE OF SEASON

Club	Won	Lost	P.C.
Wilkes-Barre .....	88	53	.624
Utica .....	84	56	.600
Albany .....	76	63	.547
Elmira .....	68	68	.500
Binghamton .....	61	77	.442
Troy .....	60	76	.441
Syracuse .....	60	78	.435
Scranton .....	55	81	.405

## INDIVIDUAL BATTING

Name and Club	G.	AB.	R.	H.	SH.	SB.	P.C.
Kay, Albany .....	140	527	71	185	4	21	.351
Drake, Wilkes-Barre .....	143	567	85	185	29	27	.345
Belville, Syracuse.....	24	52	6	17	4	0	.327
Malay, Elmira.....	137	491	80	159	29	28	.324
Madden, Utica .....	134	493	103	156	30	57	.316
Catiz, Wilkes-Barre .....	51	181	30	56	5	9	.309
Kustus, Syracuse .....	52	183	25	56	8	12	.306
Bills, Wilkes-Barre.....	38	115	14	35	5	8	.304
Noonan, Wilkes-Barre.....	105	395	59	120	13	6	.304
DeGroff, Wilkes-Barre .....	134	531	93	156	13	38	.294
Wiltse, Syracuse.....	54	133	13	39	4	6	.293
Kirke, Binghamton-Wilkes-Barr .....	144	547	62	158	17	22	.289
Miller, Wilkes-Barre .....	75	258	25	74	6	3	.287
Konnick, Wilkes-Barre .....	104	343	39	98	12	21	.286
Briger, Troy .....	17	39	5	14	2	0	.285
Carney, Utica .....	96	350	37	98	14	8	.280
Yancey, Binghamton.....	62	241	34	67	6	17	.278
Cook, Binghamton .....	130	507	64	140	15	19	.276
Swayne, Binghamton .....	29	102	17	28	9	5	.275
James, Elmira.....	134	488	58	133	26	16	.273
Hennessy, Binghamton .....	52	183	25	50	15	7	.273
Fox, Wilkes-Barre .....	129	484	67	131	14	23	.271
Freeman, Albany-Troy .....	134	477	54	129	21	9	.270
Duffy, Troy.....	137	554	83	149	12	41	.269
Schrall, Syracuse .....	23	79	10	21	10	4	.266
Knapp, Wilkes-Barre .....	48	142	13	37	3	2	.260
Gatins, Troy .....	101	361	31	93	26	14	.258
Hessler, Elmira.....	98	352	48	91	7	17	.258
McGamwell, Binghamton .....	134	506	38	130	8	6	.257
Halligan, Scranton.....	86	297	32	76	13	2	.256
Marcan, Binghamton.....	61	204	21	52	4	17	.255
Boyle, Utica .....	114	419	55	107	22	38	.255
Kennedy, Utica .....	127	450	71	114	15	41	.253
Wagner, Binghamton .....	88	297	34	75	14	17	.252
Burns, Utica .....	74	198	19	51	12	5	.251
Pearson, Wilkes-Barre.....	16	40	5	10	4	1	.250
Philbin, Scranton .....	45	153	15	38	5	10	.248
Bastian, Utica .....	137	496	91	113	12	35	.248
McAyoy, Syracuse .....	67	243	20	60	15	11	.247
Crisham, Syracuse .....	142	551	47	136	13	16	.246
Zeimer, Scranton .....	100	357	34	88	14	7	.246
Madigan, Scranton.....	128	470	48	115	16	13	.245
Cunningham, Troy.....	27	70	8	17	2	0	.243

## INDIVIDUAL BATTING—Continued

Name and Club	G.	AB.	R.	H.	SH.	SB.	PC.
Snyder, Troy.....	100	343	30	83	15	10	.242
Burke, Syracuse .....	126	478	68	115	12	36	.241
Castle, Scranton .....	137	527	70	127	21	40	.241
Keister, Wilkes-Barre .....	142	555	61	133	19	31	.240
Goode, Syracuse .....	95	346	39	83	5	13	.240
Garry, Troy.....	128	484	47	115	42	10	.238
Hooper, Syracuse .....	70	245	15	56	20	13	.238
Grubb, Wilkes-Barre .....	121	428	45	102	22	14	.238
Earley, Wilkes-Barre.....	84	281	29	67	22	16	.238
Bannon, Syracuse .....	26	93	11	22	1	5	.237
Durmeyer, Wilkse-Barre.....	112	418	56	99	37	15	.237
Coulter, Albany .....	129	453	64	107	43	24	.236
Burrill, Utica .....	129	445	34	105	27	19	.236
F. Hafford, Troy .....	135	517	59	121	22	20	.234
Davis, Elmira .....	122	414	51	96	27	21	.232
Brouthers, Elmira .....	131	440	44	101	46	9	.230
Mitchell, Syracuse .....	87	262	22	60	8	7	.229
Cargo, Troy.....	125	442	43	101	22	28	.228
Carr, Syracuse .....	115	342	23	78	14	12	.228
Whitney, Wilkes-Barre .....	38	140	13	32	5	4	.228
Perrott, Troy .....	38	128	17	29	2	4	.227
Evers, Binghamton .....	50	146	20	33	6	5	.226
Delahanty, Binghamton .....	25	71	8	16	0	2	.225
Shulte, Scranton.....	51	184	20	41	3	2	.223
Groh, Scranton .....	132	453	41	100	18	19	.221
Shultz, Scranton.....	35	109	9	24	8	0	.220
Durbin, Scranton .....	66	224	14	49	7	5	.219
Young, Scranton .....	75	220	16	48	10	5	.218
Ingerton, Albany .....	142	484	41	105	27	18	.217
A. Egan, Utica .....	97	304	24	66	12	3	.217
Shortell, Albany .....	122	405	49	88	4	24	.217
Shaw, Scranton .....	83	333	31	72	4	10	.216
L. Hafford, Troy .....	32	107	8	23	5	3	.215
Chappelle, Albany .....	36	112	8	24	7	1	.214
Kerr, Albany .....	98	305	19	65	10	5	.213
Cheek, Albany .....	50	136	17	29	8	4	.213
Manning, Elmira .....	82	298	30	63	27	10	.211
Millerick, Binghamton.....	19	57	10	12	0	3	.211
Baxter, Scranton .....	65	252	22	53	8	14	.210
L. Hartman, Utica.....	127	440	48	92	26	21	.209
Londrigan, Wilkes-Barre .....	87	317	32	66	30	19	.208
Spiesman, Troy .....	108	328	21	68	17	3	.208
Aubrey, Syracuse .....	132	450	41	93	21	26	.207
H. Hartman, Albany.....	102	345	31	71	18	13	.206
Helmund, Syracuse .....	111	386	29	79	14	12	.205
McMahon, Elmira .....	120	397	28	80	9	7	.202
Polchow, Elmira.....	33	94	6	19	3	2	.202
Tamsett, Albany .....	141	546	63	110	11	41	.201
Long, Troy .....	23	65	6	13	3	1	.200
Purcell, Troy.....	15	40	2	8	2	0	.200
Hardy, Scranton .....	36	101	12	20	1	1	.198
Keyes, Elmira.....	96	278	35	54	22	17	.194
Conroy, Troy .....	39	103	11	20	10	1	.194
Malloy, Wilkes-Barre .....	41	121	13	23	5	1	.190
Hess, Elmira .....	23	53	3	10	1	1	.189
Clougher, Elmira .....	92	255	12	48	17	2	.188
Ramsey, Scranton .....	30	79	5	15	2	4	.188
Swartzmaier, Binghamton .....	60	209	22	39	9	9	.187



## INDIVIDUAL BATTING—Continued

Name and Club	G.	AB.	R.	H.	H.	SB.	PC
Robertale, Binghamton .....	39	107	8	20	7	1	.187
Sundheim, Binghamton .....	97	442	18	82	14	9	.186
Smith, Binghamton .....	24	65	3	12	6	0	.185
Donnelly, Troy .....	37	108	9	20	6	0	.185
Wilson, Albany .....	22	72	2	13	3	0	.181
Clark, Albany .....	66	213	17	38	2	7	.178
McCormick, Syracuse .....	80	232	18	40	11	12	.172
Garrity, Elmira .....	19	47	5	8	0	0	.170
Appelgate, Wilkes-Barre.....	32	89	2	15	2	0	.169
Hurley, Elmira .....	55	143	6	24	9	2	.168
McCarthy, Scranton.....	21	66	5	11	3	1	.167
O'Connor, Utica.....	25	73	4	12	4	0	.164
Pappalau, Binghamton .....	33	93	3	15	6	0	.161
Moran, Scranton.....	56	205	15	33	11	1	.161
Collins, Utica .....	30	75	6	12	5	0	.160
Mulholland, Binghamton .....	25	63	3	10	3	1	.159
Mittinger, Scranton .....	49	153	8	24	2	2	.157
Raymond, Binghamton.....	78	237	19	44	9	3	.155
Schmidt, Elmira.....	33	83	4	12	5	0	.145
Rutherford, Wilkes-Barre.....	21	63	4	9	7	2	.143
Thompson, Syracuse .....	34	92	6	13	2	0	.141
McNellis, Utica.....	23	72	4	10	6	1	.139
Pounds, Elmira .....	28	80	3	11	1	0	.137
Maroney, Albany .....	29	85	1	11	10	1	.129
Reardon, Utica.....	36	81	6	10	1	1	.123
Bowen, Elmira .....	24	59	5	7	1	1	.119
Adrian, Utica .....	30	81	2	9	3	0	.111
Chalmers, Scranton .....	34	101	11	11	6	1	.109
Goodwin, Syracuse.....	16	43	3	4	2	0	.093
Hope, Binghamton .....	21	45	2	4	3	0	.088
Randolph, Binghamton .....	25	57	4	5	2	1	.088
Dahlgren, Syracuse .....	31	70	3	6	2	0	.086
Cooney, Syracuse .....	21	60	1	5	4	0	.083
Allison, Troy.....	15	36	0	3	0	0	.082
Knight, Albany .....	33	99	1	8	3	1	.081
Wolfgang, Albany .....	37	103	3	8	6	0	.078
Swormstead, Troy .....	28	64	3	4	0	3	.062

## INDIVIDUAL FIELDING

## First Basemen

Name and Club	G.	PO.	A.	E.	PC.
Snyder, Troy.....	61	556	32	4	.993
Madigan, Scranton.....	13	122	14	1	.992
Crisham, Syracuse .....	142	1435	93	14	.991
Clarke, Albany .....	66	698	57	9	.988
Whitney, Wilkes-Barre .....	38	396	30	5	.988
Carney, Utica .....	96	984	39	13	.987
McGamwell, Binghamton .....	134	1396	51	22	.985
Noonan, Wilkes-Barre.....	105	1037	40	19	.984
Mittinger, Scranton .....	11	111	5	2	.983
Davis, Elmira .....	122	1163	79	22	.983
Doyle, Utica .....	44	462	32	10	.980
Freeman, Troy-Albany .....	100	1057	92	25	.978
Kerr, Albany .....	7	74	4	2	.975
Baxter, Scranton .....	65	668	49	20	.973
Shulte, Scranton.....	51	519	24	18	.968
Keyes, Elmira.....	21	90	2	3	.968
Long, Troy .....	23	214	15	8	.966
Briger, Troy .....	5	45	3	2	.960
Bills, Scranton .....	3	26	0	3	.897

## INDIVIDUAL FIELDING—Continued

## Second Basemen

Name and Club	G	PO	A	E	PC
Wagner, Binghamton .....	4	7	7	0	1.000
Moran, Scranton.....	56	120	146	6	.978
Shortell, Albany .....	122	287	329	24	.963
Helmund, Syracuse .....	92	210	253	23	.953
James, Elmira.....	134	320	318	33	.951
Gatins, Troy .....	101	268	252	27	.951
Broh, Scranton .....	34	64	85	8	.949
Londrigan, Scranton .....	87	212	274	27	.947
Keister, Wilkes-Barre .....	68	117	173	18	.941
Hooper, Syracuse .....	47	110	110	15	.936
Kennedy, Utica .....	127	351	356	49	.935
Kirke, Binghamton .....	123	281	343	46	.931
Snyder, Troy.....	36	90	82	13	.930
Madigan, Scranton.....	14	28	32	5	.923
Shaw, Scranton .....	10	20	26	4	.920
Wilson, Albany.....	22	34	50	8	.913
McNellis, Binghamton.....	23	33	57	9	.909
Keyes, Elmira.....	4	11	9	3	.870

## Third Basemen

Aubrey, Syracuse .....	13	14	40	1	.982
Carr, Syracuse .....	115	120	245	16	.958
Kirke, Binghamton .....	8	7	15	1	.956
Shaw, Scranton .....	83	100	153	17	.937
Burrill, Utica .....	129	195	284	33	.936
Brouthers, Elmira .....	131	203	231	31	.933
Grubb, Wilkes-Barre .....	121	148	256	34	.922
Catiz, Wilkes-Barre .....	51	48	80	11	.921
Ingerton, Albany .....	142	201	328	52	.912
F. Hafford, Troy .....	135	185	249	47	.902
Groh, Scranton .....	66	97	163	29	.900
Sundheim, Binghamton .....	97	104	243	52	.870
Keyes, Elmira.....	13	9	19	5	.817
Madigan, Scranton.....	4	4	5	4	.692

## Shortstops

Tamsett, Albany .....	141	333	498	31	.964
Zeimer, Scranton .....	100	190	300	25	.951
Kirke, Binghamton .....	13	28	41	4	.945
Bastian, Utica .....	18	30	36	4	.943
Aubrey, Syracuse .....	132	233	331	38	.937
Keyes, Elmira.....	22	43	55	7	.933
Rutherford, Utica .....	21	22	43	5	.929
L. Hartman, Utica.....	127	249	430	52	.929
Cargo, Troy.....	125	279	355	52	.924
Hooper, Syracuse .....	14	36	55	8	.909
McMahon, Elmira .....	120	255	363	66	.904
Wagner, Binghamton .....	78	153	269	48	.898
Durmeyer, Wilkes-Barre .....	112	223	300	60	.897
Marcan, Binghamton.....	61	103	162	40	.869
Groh, Scranton .....	32	52	100	25	.859
Delahanty, Wilkes-Barre .....	14	13	23	9	.800

## INDIVIDUAL FIELDING—Continued

## Outfielders

Name and Club	G	PO	A	E	PC
Hooper, Syracuse .....	9	14	3	0	1.000
Wiltzie, Syracuse .....	6	10	2	0	1.000
Helmund, Syracuse .....	19	47	0	0	1.000
Delahanty, Wilkes-Barre .....	11	18	3	0	1.000
Bills, Wilkes-Barre.....	5	6	0	0	1.000
Drake, Wilkes-Barre .....	143	268	15	4	.986
Kustus, Wilkes-Barre .....	52	107	5	2	.982
McCormick, Syracuse .....	55	90	8	2	.950
Keyes, Elmira.....	36	44	2	1	.978
Schrall, Syracuse .....	23	39	2	1	.976
H. Hartman, Utica .....	102	188	10	6	.971
DeGroff, Wilkes-Barre.....	134	241	13	8	.969
Durbin, Scranton .....	66	108	13	4	.968
Duffy, Troy.....	137	280	16	10	.967
Manning, Elmira .....	82	161	10	6	.966
Coulter, Albany .....	129	244	9	9	.965
Cook, Binghamton .....	130	280	22	12	.962
Malay, Elmira.....	137	287	17	13	.959
Hennessy, Scranton .....	52	80	10	4	.957
Earley, Wilkes-Barre.....	84	161	11	8	.956
Garry, Troy.....	128	272	12	13	.956
Halligan, Scranton.....	86	153	15	8	.955
Bannon, Syracuse .....	26	44	16	3	.952
Goode, Syracuse .....	95	129	10	7	.952
Swayne, Binghamton .....	29	34	6	2	.952
Burke, Syracuse .....	126	234	12	13	.950
Fox, Troy .....	129	201	10	11	.950
Hessler, Elmira.....	98	120	19	8	.946
Burns, Utica .....	12	27	4	2	.939
McAvoy, Syracuse .....	67	130	8	9	.939
Doyle, Utica .....	70	122	8	9	.935
Castle, Scranton .....	137	275	17	21	.933
Madden, Utica .....	134	170	16	14	.930
Miller, Wilkes-Barre .....	36	42	7	4	.925
Keister, Wilkes-Barre .....	74	80	5	7	.924
Kay, Albany .....	140	158	8	14	.922
Bastian, Utica .....	119	205	17	19	.921
Yancey, Binghamton.....	62	114	3	11	.914
Madigan, Scranton.....	97	123	17	14	.909
Swartzmeier, Wilkes-Barre.....	60	94	2	10	.905
Knapp, Wilkes-Barre .....	14	14	5	2	.905
Staub, Utica .....	51	85	8	14	.869
Perrott, Troy .....	38	42	8	8	.862
Mittinger, Scranton .....	9	9	1	2	.833
Freeman, Troy-Albany .....	31	27	1	7	.800

## Pitchers

Cunningham, Troy.....	27	6	55	0	1.000
Adrian, Utica .....	30	12	53	0	1.000
Wagner, Binghamton .....	6	4	29	0	1.000
Hope, Binghamton .....	21	4	52	0	1.000
Purcell, Troy .....	15	7	38	1	.978
Collins, Utica .....	30	10	69	2	.975
Pounds, Elmira .....	28	18	87	3	.972
Bills, Wilkes-Barre.....	38	18	81	3	.971
Knight, Albany .....	33	14	106	4	.968
Donnelly, Troy .....	37	21	125	5	.966
Knapp, Wilkes-Barre .....	34	9	75	3	.966
Mittinger, Scranton .....	29	11	68	3	.963
Chappelle, Albany .....	36	28	97	5	.962

## INDIVIDUAL FIELDING—Pitchers—Continued

Name and Club	G.	PO.	A.	E.	PC.
Wiltzie, Syracuse.....	48	29	94	5	.961
Hardy, Troy.....	36	8	62	3	.960
Applegate, Wilkes-Barre.....	32	11	105	5	.959
Garrity, Elmira.....	19	8	39	2	.959
Schultz, Scranton.....	35	12	102	5	.958
Reardon, Utica.....	36	12	74	4	.955
Wolfgang, Albany.....	37	28	127	8	.951
Pearson, Wilkes-Barre.....	16	9	30	2	.951
Schmidt, Scranton.....	33	14	82	5	.950
Pappalau, Binghamton.....	33	13	75	5	.946
Goodwin, Syracuse.....	16	4	47	3	.944
Ramsey, Binghamton.....	30	20	65	6	.934
Bowen, Elmira.....	24	2	54	4	.933
Robertale, Utica.....	39	14	133	11	.930
Chalmers, Scranton.....	34	15	124	11	.927
Randolph, Binghamton.....	25	6	32	3	.927
O'Connor, Utica.....	25	6	61	6	.918
Dahlgren, Syracuse.....	31	6	54	6	.909
Maroney, Albany.....	29	13	79	10	.902
Thompson, Syracuse.....	34	18	83	11	.902
Polchow, Troy.....	33	4	66	8	.897
Malloy, Wilkes-Barre.....	41	9	86	12	.888
Swormstead, Troy.....	28	3	48	7	.879
L. Hafford, Troy.....	32	7	75	13	.860
Allison, Troy.....	15	0	30	5	.857
Mulholland, Binghamton.....	25	7	60	3	.816

## Catchers

Beville, Syracuse.....	24	72	15	0	1.000
Hess, Elmira.....	23	58	19	0	1.000
Hurley, Elmira.....	55	241	56	5	.983
Egan, Utica.....	97	447	128	14	.976
Raymond, Binghamton.....	78	361	74	11	.975
Burns, Utica.....	62	230	54	8	.973
Evers, Wilkes-Barre.....	50	276	63	10	.971
Kerr, Albany.....	91	394	110	15	.971
Cheek, Albany.....	50	214	86	9	.971
Spiesman, Troy.....	108	502	152	20	.969
Smith, Binghamton.....	24	89	31	4	.968
Young, Scranton.....	75	341	90	15	.966
Philbin, Scranton.....	45	165	61	9	.962
Cooney, Syracuse.....	21	93	24	5	.959
Clougher, Elmira.....	92	408	98	22	.958
Konnick, Wilkes-Barre.....	104	570	125	31	.957
Mitchell, Syracuse.....	87	372	117	23	.955
Conroy, Troy.....	28	139	31	10	.944
Millerick, Albany.....	19	54	12	4	.943
Miller, Wilkes-Barre.....	39	178	36	13	.943
McCarthy, Wilkes-Barre.....	21	97	24	8	.938
Briger, Troy.....	12	39	17	4	.933
McCormick, Syracuse.....	25	83	41	11	.918



## RHODE ISLAND BASE BALL

Rhode Island is creating a great deal of attention by the fast class of semi-professional and amateur base ball which it is giving the public. In Providence the Amateur, Independent Amateur and Inter-Urban circuits hold sway, while in the Blackstone Valley the Inter-City, Woonsocket Mill and Inter-State Leagues are producing future diamond stars.

Despite the fact that the fans of Providence are rabid followers of the Eastern League, the amateur games are well attended. The Providence Amateur League has been built up to be one of the fastest amateur circuits in the country.

George Rivard, who was with Worcester and Providence last year, is one of its graduates. Rivard is a southpan, and Manager Duffy of the Chicago White Sox thinks that he will be heard from in the future.

The Centerdale Club of the Providence Amateur League won the pennant for the third successive season last year.

The Inter-City League of Pawtucket put up a fine class of ball last year, and the games in that circuit proved so popular that over 3,500 people attended one of the closing games of the season between the Monitors and the Valley Falls clubs at John Street, Valley Falls.

The Monitors won the 1909 title through the great hitting of the club.

The Woonsocket Mill League pennant last season was won by the Berkley Club.

The Woonsocket Mill League paid salaries last year. The Milford Club, in fact, had to pay out such sums per game that the club was compelled to quit the circuit before the end of the season.

### CLUB STANDINGS

#### Inter-City League of Pawtucket

	Won	Lost
Monitors .....	19	5
Valley Falls.....	17	6
Broadway .....	15	9
St. Marys.....	14	10
Woodlawn .....	10	12
Lindsey-Trinity .....	5	17

#### Mill League of Woonsocket

	Won	Lost
Berkley .....	13	9
Woonsocket.....	12	11
Uxbridge .....	11	11
Manville Co. ....	11	12
Whitinsville.....	9	13

#### Providence Amateur League

	Won	Lost	P.C.
Centredale .....	20	6	.769
Providence A. C. ....	17	9	.654
T. H. Earlys .....	16	10	.615
St. Michaels.....	14	10	.583
Johnston A. C. ....	14	11	.560
Edgewood .....	14	13	.519
Pikes .....	12	14	.462
St. Teresas.....	9	15	.375
Turbitt & Orme .....	8	16	.333
Hopkins.....	3	23	.115

The standing of the minor leagues at the close of the season of 1909:

## NORTHWESTERN LEAGUE

Club	Sea.	Spok.	Aber.	Port.	Van.	Tac.	Won.	P.C.
Seattle .....	....	16	28	24	18	23	109	.653
Spokane.....	14	....	20	21	19	26	100	.602
Aberdeen .....	13	14	....	13	24	14	78	.491
Portland .....	10	13	16	....	14	26	79	.473
Vancouver.....	10	14	10	14	....	22	70	.422
Tacoma .....	11	9	7	16	21	....	64	.366
Lost .....	58	66	81	88	96	111	500	

## VIRGINIA LEAGUE

	Roan.	Nor.	Rich.	Dan.	Ports.	Lynch.	Won.	P.C.
Roanoke .....	....	6	17	18	15	17	73	.599
Norfolk .....	14	....	13	10	17	18	72	.595
Richmond.....	10	11	....	15	11	16	63	.508
Danville.....	8	10	13	....	16	13	60	.496
Portsmouth.....	7	12	7	8	....	15	49	.405
Lynchburg.....	10	10	11	11	8	....	50	.403
Lost .....	49	49	61	62	72	74		

## OHIO PENNSYLVANIA LEAGUE

Club	Ak.	EL.	McK.	NC	Can.	Erie.	Steu.	Yo.	Won.	P.C.
Akron.....	....	8	9	10	11	14	13	16	81	.670
E. Liverpool	10	....	8	10	15	11	13	13	80	.640
McKeesport..	9	10	....	10	9	11	11	13	73	.579
New Castle ..	8	7	8	....	7	11	10	8	59	.476
Canton .....	5	3	9	11	....	10	7	10	55	.451
Erie .....	1	7	7	6	8	....	11	8	48	.410
Steubenville	5	5	7	8	9	4	....	10	48	.397
Youngstown	2	5	5	10	8	8	8	....	46	.371
Lost .....	40	45	53	65	67	69	73	78		

## TRI-STATE LEAGUE

Club	Won	Lost	P.C.
Lancaster .....	75	39	.658
Reading .....	71	43	.623
Williamsport ..	61	53	.535
Altoona.....	59	55	.518
Johnstown .....	57	57	.500
Harrisburg .....	49	65	.430
Trenton .....	43	71	.377
York .....	41	73	.360

## CENTRAL LEAGUE

Club	Won	Lost	P.C.
Wheeling .....	83	50	.624
Zanesville.....	75	58	.564
Fort Wayne.....	71	66	.518
Grand Rapids .....	67	65	.508
Terre Haute.....	65	73	.471
South Bend .....	64	72	.470
Evansville .....	58	78	.428
Dayton .....	56	77	.421

## SOUTH ATLANTIC LEAGUE

Club	First Half		
	Won	Lost	P.C.
Chattanooga .....	45	16	.738
Columbus .....	40	25	.615
Augusta .....	31	35	.464
Charleston .....	28	33	.459
Savannah .....	30	36	.455
Jacksonville .....	30	36	.455
Macon.....	28	38	.424
Columbia .....	24	38	.387

## PENN. W. VA. LEAGUE

Club	First Half		
	Won	Lost	P.C.
Fairmont .....	23	17	.653
Uniontown.....	28	22	.560
Connellsville.....	27	26	.509
Grafton.....	26	27	.491
Clarksburg .....	21	29	.420
*Parkersburg.....	16	29	.356
*Parkersburg took up Charleroi's dates.			

Second Half

Club	Won	Lost	P.C.
Augusta .....	33	14	.702
Chattanooga .....	37	20	.649
Columbus .....	32	24	.572
Savannah .....	30	25	.545
Knoxville .....	24	27	.471
Macon .....	21	30	.412
Jacksonville .....	17	34	.333
Columbia .....	18	38	.321
Play Off			
Club	Won	Lost	P.C.
Chattanooga .....	4	3	.571
Augusta .....	3	4	.429

BLUE GRASS LEAGUE

Club	Won	Lost	P.C.
Winchester.....	75	44	.630
Richmond .....	75	45	.625
Paris .....	61	57	.516
Frankfort .....	56	60	.482
Lexington.....	48	69	.410
Shelbysville .....	39	79	.412

SOUTH MICHIGAN LEAGUE

Club	Won	Lost	P.C.
Saginaw .....	73	52	.584
Flint .....	72	52	.581
Jackson.....	71	52	.577
Kalamazoo.....	64	60	.516
Bay City.....	59	66	.478
Lansing.....	55	69	.443
Adrian.....	52	73	.416
Battle Creek .....	52	74	.413

WISCONSIN, ILLINOIS LEAGUE

Club	Won	Lost	P.C.
Madison .....	74	45	.627
Green Bay .....	69	54	.561
Appleton .....	66	57	.537
Racine .....	65	58	.528
Rockford .....	61	61	.500
Fond du Lac .....	58	64	.475
Oshkosh .....	52	72	.419
Freeport .....	45	79	.363

CENTRAL KANSAS LEAGUE

Club	Won	Lost	P.C.
Ellsworth .....	44	23	.657
Salina .....	40	28	.588
Abilene .....	37	30	.552
Minneapolis .....	36	32	.529
Junction City.....	34	32	.515
Beloit .....	33	36	.478
Clay Center .....	32	37	.463
Manhattan .....	16	54	.229

OHIO STATE LEAGUE

Club	Won	Lost	P.C.
Lima .....	79	50	.612
Marion .....	71	59	.546
Mansfield .....	63	58	.521
Portsmouth .....	48	76	.387

Second Half

Club	Won	Lost	P.C.
Uniontown.....	35	22	.614
Grafton.....	29	28	.509
Fairmont .....	29	32	.475
Connellsville.....	26	30	.464

Championship Series—Seven Games

Club	Won	Lost	P.C.
Uniontown.....	4	3	.571
Fairmont .....	3	4	.429
Champion team, 1908, Uniontown			.624

CAROLINA ASSOCIATION

Club	Won	Lost	P.C.
Greensboro, N.C.	65	44	.596
Anderson, S. C.	63	48	.568
Greenville, S. C.	61	51	.545
Winston-Salem, N.C.	54	52	.509
Charlotte, N. C.	46	63	.422
Spartanburg, S. C.	40	71	.360

KANSAS STATE LEAGUE

Club	Won	Lost	P.C.
Lyons .....	61	37	.622
Hutchinson .....	60	37	.620
McPherson .....	59	37	.615
Great Bend .....	49	48	.505
Wellington .....	44	54	.449
Newton.....	42	54	.432
Arkansas City .....	41	56	.423
Larned .....	32	65	.330

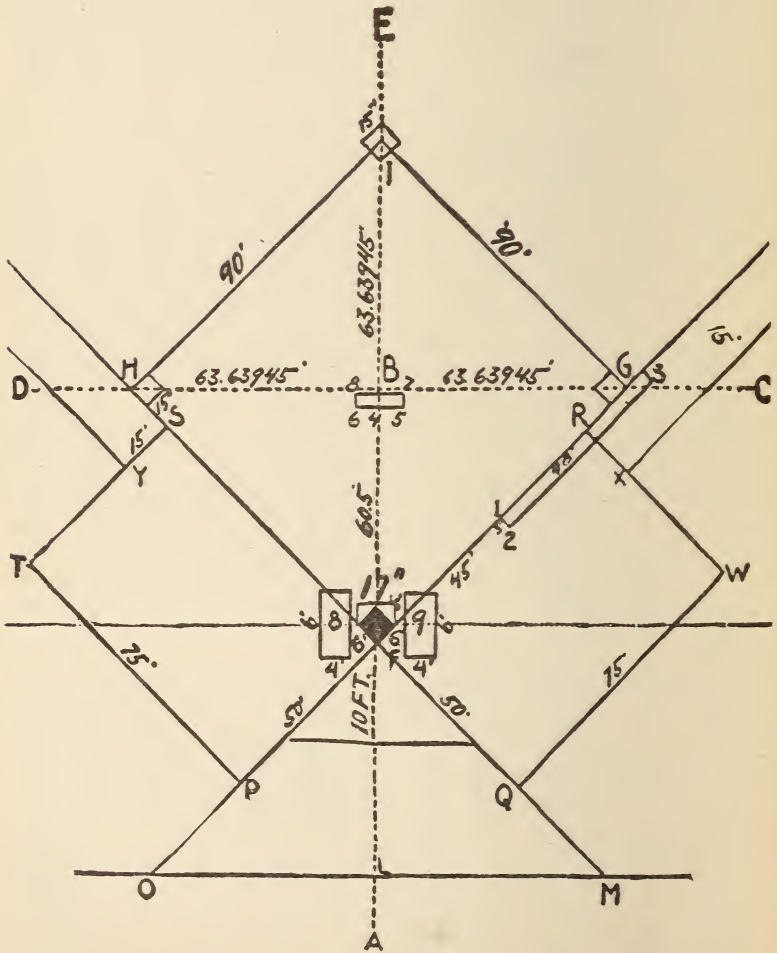
MINNESOTA, WISCONSIN LEAGUE

Club	Won	Lost	P.C.
Duluth .....	65	52	.556
Eau Claire .....	62	57	.521
La Crosse .....	60	56	.517
Winona.....	60	56	.517
Wausau .....	54	66	.450
Superior .....	51	65	.440

CAROLINA LEAGUE

Club	Won	Lost	P.C.
Wilson .....	50	39	.562
Wilmington .....	50	40	.556
Fayetteville .....	49	41	.544
Raleigh.....	49	41	.544
Goldsboro.....	43	46	.483
Rocky Mount .....	28	61	.315

# CORRECT DIAGRAM OF A BALL FIELD





# WRIGHT & DITSON'S

## Simplified Base Ball Rules

### THE BALL GROUND

**RULE 1.** The ball ground must be enclosed. To obviate the necessity for ground rules, the shortest distance from a fence or stand on fair territory to the home base should be 235 feet and from home base to the grand stand 90 feet.

### TO LAY OFF THE FIELD

**RULE 2.** To lay off the lines defining the location of the several bases, the catcher's and the pitcher's position, and to establish the boundaries required in playing the game of base ball, proceed as follows:

### DIAMOND OR INFIELD

From a point, A, within the grounds, project a straight line out into the field, and at a point, B, 154 feet from point A, lay off lines B C and B D at right angles to the line A. B; then, with B as a center and 63.63945 feet as a radius, describe arcs cutting the lines B A at F and B C at G, B D at H and B E at I. Draw lines F G, G E, E H, and H F, which said lines shall be the containing lines of the Diamond or Infield.

### THE CATCHER'S LINES

**RULE 3.** With F as a center and 10 feet radius, describe an arc cutting line F A at L. and draw lines L M and L O at right angles to F A, and continue same out from F A not less than 10 feet.

### THE FOUL LINES

**RULE 4.** From the intersection point, F, continue the straight lines F G and F H until they intersect the lines L M and L O, and then from the points G and H in the opposite direction until they reach the boundary lines of the ground, and said lines shall be clearly visible from any part of the diamond, and no wood or other hard substance shall be used in the construction of such lines.

### THE PLAYERS' LINES

**RULE 5.** With F as center and 50 feet radius, describe arcs cutting lines F O and F M at P and Q; then, with F as center again and 75 feet radius, describe arcs cutting F G and F H at R and S; then, from the points P, Q, R and S draw lines at right angles to the lines F O, F M, F G and F H, and continue the same until they intersect at the points T and W.

## THE COACHER'S LINES

**RULE 6.** With R and S as centers and 15 feet radius, describe arcs cutting the lines R W and S T at X and Y and from the points X and Y draw lines parallel with the lines F H and F G, and continue same out to the boundary lines of the ground.

## THE THREE FOOTLINES

**RULE 7.** With F as a center and 45 feet radius, describe an arc cutting the line F G at 1, and from 1 to the distance of three feet draw a line at right angles to F G, and marked point 2; then from point 2 draw a line parallel with the line F G to a point three feet beyond the point G, marked 3; then from the point 3 draw a line at right angles to line 2, 3, back to and intersecting with F G, and from thence back along the line G F to point 1.

## THE BATSMAN'S LINES

**RULE 8.** On either side of the line A F B describe two parallelograms six feet long and four feet wide (marked 8 and 9), their longest side being parallel with the line A F B, their distance apart being six inches added to each end of the length of the diagonal of the square within the angle F, and the center of their length being on said diagonal.

## THE PITCHERS' PLATE

**RULE 9. SECTION 1.** With point F as center and 60.5 feet as radius, describe an arc cutting the line F B at line 4, and draw a line 5, 6, passing through point 4 and extending 12 inches on either side of line F B; then with line 5, 6, as a side, describe a parallelogram 24 inches by 6 inches, in which shall be located the pitcher's plate.

**SECTION 2.** The pitcher's plate shall not be more than 15 inches higher than the base lines or the home plate, which shall be level with the surface of the field, and the slope from the pitcher's plate to every base line and the home plate shall be gradual.

## THE BASES

**RULE 10. SECTION 1.** Within the angle F, describe a five-sided figure, two of the sides of which shall coincide with the lines F G and F H to the extent of 12 inches each, thence parallel with the line F B  $8\frac{1}{2}$  inches to the points X and Y, a straight line between which, 17 inches, will form the front of the home base or plate.

**SECTION 2.** Within the angles at G, I and H describe squares, whose sides are 15 inches in length, two of such sides of which squares shall lie along the lines F G and G I, G I and I H, I H and H F, which squares shall be the location of the first, second and third bases respectively.

**RULE 11.** The Home Base at F and the Pitcher's Plate at 4 must each be of whitened rubber, and so fixed in the ground as to be even with its surface.

**RULE 12.** The First Base at G, the Second Base at E, and the Third Base at H must each be a white canvas bag filled with soft material and securely fastened in place at the points specified in Rule 10.

**RULE 13.** The lines described in Rules 3, 4, 5, 6, 7, and 8, must be marked with lime, chalk or other white material, easily distinguishable from the ground or grass.

## THE BALL

**RULE 14. SECTION 1.** The ball must weigh not less than five nor more than five and one-quarter ounces avoirdupois, and measure not less than nine nor more than nine and one-quarter inches in circumference. The Spalding National League Ball or the Reach American League Ball must be used in all games played under these rules.

See note at bottom of page.

**SECTION 2.** Two regulation balls of the make adopted by the league of which the contesting clubs are members, shall be delivered by the home club to the umpire at or before the hour for the commencement of a championship game. If the ball placed in play be batted or thrown out of the grounds or into one of the stands for spectators, or in the judgment of the umpire, become unfit for play from any cause, the umpire shall at once deliver the alternate ball to the pitcher and another legal ball shall be supplied to him, so that he shall at all times have in his control one or more alternate balls. Provided, however, that all balls batted or thrown out of the ground or into a stand shall when returned to the field be given into the custody of the umpire immediately and become alternate balls, and so long as he has in his possession two or more alternate balls, he shall not call for a new ball to replace one that has gone out of play. The alternate balls shall become the ball in play in the order in which they were delivered to the umpire.

**SECTION 3.** Immediately upon the delivery to him of the alternate ball by the umpire, the pitcher shall take his position and on the call of "Play," by the umpire, it shall become the ball in play. Provided, however, that play shall not be resumed with the alternate ball when a fair batted ball or a ball thrown by a fielder goes out of the ground or into a stand for spectators until the base-runners have completed the circuit of the bases unless compelled to stop at second or third base in compliance with a ground rule.

## DISCOLORED OR DAMAGED BALLS

**SECTION 4.** In the event of a ball being intentionally discolored by rubbing it with the soil or otherwise by any player, or otherwise damaged

**NOTE:—The Official Victor League Ball Absolutely the Best in Materials and all Details of Construction. Guaranteed for a Full Game, and Warranted Positively Official for Use in any Game Played Under the National Agreement Rules. Adopted and Used Continuously by Many of the Biggest Leagues.**

by any player, the umpire shall forthwith demand the return of that ball and substitute for it another legal ball, as hereinbefore described, and impose a fine of \$5,00 on the offending player.

## HOME CLUB TO PROVIDE BALLS

SECTION 5. In every game the balls played with shall be furnished by the home club, and the last in play shall become the property of the winning club. Each ball shall be enclosed in a paper box, which must be sealed with the seal of the President of the League and bear his certificate that he has examined, measured and weighed the ball contained therein and that it is of the required standard in all respects. The seal shall not be broken by the umpire except in the presence of the captains of the contesting teams after "Play" has been called.

## RESERVE BALLS ON FIELD

SECTION 6. The home club shall have at least a dozen regulation balls on the field during each championship game, ready for use on the call of the umpire.

## THE BAT

RULE 15. The bat must be round, not over two and three-fourth inches in diameter at the thickest part, nor more than 42 inches in length, and entirely of hardwood, except that for a distance of 18 inches from the end, twine may be wound around or a granulated substance applied to the handle.

## NUMBER OF PLAYERS IN A GAME

RULE 16. The players of each club, actively engaged in a game at one time, shall be nine in number, one of whom shall act as captain; and in no case shall more or less than nine men be allowed to play on a side in a game.

## POSITIONS OF THE PLAYERS

RULE 17. The players of the team not at bat may be stationed at any points of the field, on fair ground, their captain may elect, regardless of their respective positions, except that the pitcher, while in the act of delivering the ball to the bat, must take his position as defined in Rules 9 and 30; and the catcher must be within the lines of his position as defined in Rule 3 and within 10 feet of home base, whenever the pitcher delivers the ball to the bat.

## MUST NOT MINGLE WITH SPECTATORS

RULE 18. Players in uniform shall not be permitted to occupy seats in the stands, or to mingle with the spectators.



## UNIFORMS OF PLAYERS

**RULE 19.** Every club shall adopt two uniforms for its players, one to be worn in games at home and the other in games abroad, and the suits of each of the uniforms of a team shall conform in color and style. No player who shall attach anything to the sole or heel of his shoe other than the ordinary base ball shoe plate, or who shall appear in a uniform not conforming to the suits of the other members of his team, shall be permitted to take part in a game.

## SIZE AND WEIGHT OF GLOVES

**RULE 20.** The catcher or first baseman may wear a glove or mitt of any size, shape or weight. Every other player is restricted to the use of a glove or mitt weighing not over 10 ounces and measuring not over 14 inches around the palm.

## PLAYERS' BENCHES

**RULE 21. SECTION 1.** Players' benches must be furnished by the home club and placed upon a portion of the ground not less than twenty-five (25) feet outside of the players' lines. One such bench shall be for the exclusive use of the visiting team and the other for the exclusive use of the home team. Each bench must be covered with a roof and closed at the back and each end; a space, however, not more than six (6) inches wide may be left under the roof for ventilation. All players and substitutes of the side at bat must be seated on their team's bench, except the batsman, base-runners and such as are legally assigned to coach base-runners. Under no circumstances shall the umpire permit any person except the players and substitutes in uniform and the manager of the team entitled to its exclusive use to be seated on a bench.

## PENALTY FOR VIOLATION

**SECTION 2.** Whenever the umpire observes a violation of the preceding section, he shall immediately order such player or players as have disregarded to it be seated. If the order be not obeyed within one minute, the offending player or players shall be fined \$5.00 each by the umpire. If the order be not then obeyed within one minute, the offending player or players shall be debarred from further participation in the game, and shall be obliged to forthwith leave the playing field.

## A REGULATION GAME

**RULE 22.** Every championship game must be commenced not later than two hours before sunset and shall continue until each team has had nine innings, provided, however, that the game shall terminate:

**SECTION 1.** If the side first at bat scores less runs in nine innings than the other side has scored in eight innings.

SECTION 2. If the side last at bat in the ninth inning scores the winning run before the third man is out.

SECTION 3. If the game be called by the umpire on account of darkness, rain, fire, panic, or for other cause which puts patrons or players in peril.

## EXTRA-INNING GAMES

RULE 23. If the score be a tie at the end of nine (9) innings for each team, play shall be continued until one side has scored more runs than the other in an equal number of innings, provided, that if the side last at bat score the winning run before the third man is out in any inning after the ninth, the game shall terminate.

## DRAWN GAMES

RULE 24. A drawn game shall be declared by the umpire if the score is equal on the last even inning played when he terminates play in accordance with Rule 22, Section 3, after five or more equal innings have been played by each team. But if the side that went second to bat is at the bat when the game is terminated, and has scored the same number of runs as the other side, the umpire shall declare the game drawn without regard to the score of the last equal inning.

## CALLED GAMES

RULE 25. If the umpire calls a game in accordance with Rule 22, Section 3, at any time after five innings have been completed, the score shall be that of the last equal innings played, except that if the side second at bat shall have scored in an unequal number of innings, or before the completion of the unfinished inning, at least one run more than the side first at bat, the score of the game shall be the total number of runs each team has made.

## FORFEITED GAMES

RULE 26. A forfeited game shall be declared by the umpire in favor of the club not in fault, in the following cases:

SECTION 1. If the team of a club fail to appear upon the field, or being upon the field, refuse to begin a game for which it is scheduled or assigned, within five minutes after the umpire has called "Play," at the hour for the beginning of the game, unless such delay in appearing, or in commencing the game, be unavoidable.

SECTION 2. If, after the game has begun, one side refuse to continue to play, unless the game has been suspended or terminated by the umpire.

SECTION 3. If, after play has been suspended by the umpire, one side fails to resume playing in one minute after the umpire has called "Play."

SECTION 4. If a team employ tactics palpably designed to delay the game.

SECTION 5. If, after warning by the umpire, any one of the rules of the game be wilfully and persistently violated.

SECTION 6. If the order for the removal of a player, as authorized by Rules 21, 58 and 64, be not obeyed within one minute.

SECTION 7. If, because of the removal of players from the game by the umpire, or for any cause, there be less than nine players on either team.

SECTION 8. If, after the game has been suspended on account of rain, the order of the umpire be not complied with as required by Rule 29.

SECTION 9. If, when two games are scheduled to be played in one afternoon, the second game be not commenced within ten minutes of the time of the completion of the first game. The umpire of the first game shall be the timekeeper.

SECTION 10. In case the umpire declare the game forfeited, he shall transmit a written report thereof to the president of the League within twenty-four hours thereafter. However, a failure on the part of the umpire to so notify the president shall not affect the validity of his award of the game by forfeiture.

## NO GAME

RULE 27. "No game" shall be declared by the umpire if he terminates play in accordance with Rule 22, Section 3, before five innings are completed by each team. Provided, however, that if the club second at bat shall have made more runs at the end of its fourth inning than the club first at bat has made in five completed innings of a game so terminated, the umpire shall award the game to the club having made the greater number of runs, and it shall count as a legal game in the championship record.

## SUBSTITUTES

RULE 28. SECTION 1. Each side shall be required to have present on the field during a championship game a sufficient number of substitute players in uniform, conforming to the suits worn by their team-mates, to carry out the provisions of this code, which requires that not less than nine players shall occupy the field in any inning of the game.

SECTION 2. Any such substitute may at any stage of the game take the place of a player whose name is in his team's batting order, but the player whom he succeeds shall not thereafter participate in that game.

SECTION 3. A base-runner shall not have another player whose name appears in the batting order of his team run for him, except by the consent of the captain of the other team.

SECTION 4. Whenever one player is substituted for another, whether as batsman, base-runner or fielder, the captain of the side making the change must immediately notify the umpire, who in turn must announce the same to the spectators. A fine of \$5.00 shall be assessed by the umpire against the captain for each violation of this rule, and the president of the League shall impose a similar fine against the umpire who, after

having been notified of a change, fails to make proper announcement. Play shall be suspended while announcement is being made, and the player substituted shall become actively engaged in the game immediately upon his captain's notice of the change to the umpire.

## CHOICE OF INNINGS—FITNESS OF FIELD FOR PLAY

**RULE 29.** The choice of innings shall be given to the captain of the home club, who shall be the sole judge of the fitness of the ground for beginning a game after a rain; but, after play has been called by the umpire, he alone shall be the judge as to the fitness of the ground for resuming play after the game has been suspended on account of rain, and when time is so called, the ground-keeper and sufficient assistants shall be under the control of the umpire for the purpose of putting the ground in proper shape for play, under penalty of forfeiture of the game by the home team.

---

## THE PITCHING RULES

---

### DELIVERY OF THE BALL TO THE BAT

**RULE 30.** Preliminary to pitching, the pitcher shall take his position facing the batsman, with both feet squarely on the ground and in front of the pitcher's plate; and in the act of delivering the ball to the bat he must keep one foot in contact with the pitcher's plate, defined in Rule 9. He shall not raise either foot until in the act of delivering the ball to the bat, nor make more than one step in such delivery.

### A FAIRLY DELIVERED BALL

**RULE 31.** A fairly delivered ball is a ball pitched or thrown to the bat by the pitcher while standing in his position and facing the batsman that passes over any portion of the home base, before touching the ground not lower than the batsman's knee, nor higher than his shoulder. For every such fairly delivered ball the umpire shall call one strike.

### AN UNFAIRLY DELIVERED BALL

**RULE 32.** An unfairly delivered ball is a ball delivered to the bat by the pitcher while standing in his position and facing the batsman that does not pass over any portion of the home base between the batsman's shoulder and knees, or that touches the ground before passing home base, unless struck at by the batsman; or, with the bases unoccupied, any ball delivered by the pitcher while either foot is not in contact with the pitcher's plate. For every unfairly delivered ball the umpire shall call one ball.

**NOTE**—If, with any of the bases occupied, the pitcher delivers the ball while either foot is not in contact with the pitcher's plate, as required by Rule 30, the "balk" rule applies.



## DELAYING THE GAME

**RULE 33. SECTION 1.** If, after the batsman be standing in his proper position ready to strike at a pitched ball, the ball be thrown by the pitcher to any player other than the catcher when in the catcher's lines and within 10 feet of the home base (except in an attempt to retire a base runner), each ball so thrown shall be called a ball.

**SECTION 2.** The umpire shall call a ball on the pitcher each time he delays the game by failing to deliver the ball to the batsman for a longer period than 20 seconds, excepting that at the commencement of each inning, or when a pitcher relieves another, the pitcher may occupy one minute in delivering not to exceed five balls to the catcher or an infielder, during which time play shall be suspended.

**SECTION 3.** In event of the pitcher being taken from his position by either manager or captain, the player substituted for him shall continue to pitch until the batsman then at bat has either been put out or has reached first base.

## BALKING

**RULE 34** A balk shall be:

**SECTION 1.** Any motion made by the pitcher while in position to deliver the ball to the bat without delivering it, or to throw to first base when occupied by a base runner without completing the throw.

**SECTION 2.** Throwing the ball by the pitcher to any base to catch the base runner without stepping directly toward such base in the act of making such throw.

**SECTION 3.** Any delivery of the ball to the bat by the pitcher while either foot is back of the pitcher's plate.

**SECTION 4.** Any delivery of the ball to the bat by the pitcher while he is not facing the batsman.

**SECTION 5.** Any motion in delivering the ball to the bat by the pitcher while not in the position defined by Rule 30.

**SECTION 6.** Holding of the ball by the pitcher so long as, in the opinion of the umpire, to unnecessarily delay the game.

**SECTION 7.** Making any motion to pitch while standing in his position without having the ball in his possession.

**SECTION 8.** Making any motion of the arm, shoulder, hip or body the pitcher habitually makes in his method of delivery, without immediately delivering the ball to the bat.

**SECTION 9.** Delivery of the ball to the bat when the catcher is standing outside the lines of the catcher's position as defined in Rule 3.

If the pitcher shall fail to comply with the requirements of any section of this rule, the umpire shall call a "balk."

## DEAD BALL

**RULE 35.** A dead ball is a ball delivered to the bat by the pitcher, not struck at by the batsman, that touches any part of the batsman's person or clothing while he is standing in his position.

## BALL NOT IN PLAY

**RULE 36.** In case of an illegally batted ball, a balk, foul hit ball not legally caught, dead ball, interference with the fielder or batsman, or a fair hit ball striking a base runner or umpire before touching a fielder, the ball shall not be considered in play until it be held by the pitcher standing in his position, and the umpire shall have called "Play."

## BLOCK BALLS

**RULE 37. SECTION 1.** A block is a batted or thrown ball that is touched, stopped or handled by a person not engaged in the game.

**SECTION 2.** Whenever a block occurs the umpire shall declare it, and base runners may run the bases without liability to be put out until the ball has been returned to and held by the pitcher in his position.

**SECTION 3.** If the person not engaged in the game should retain possession of a blocked ball, or thrown or kick it beyond the reach of the fielders, the umpire shall call "Time" and require each base runner to stop at the base last touched by him until the ball be returned to the pitcher in his position and the umpire shall have called "Play."

---

# THE BATTING RULES

---

## THE BATSMAN'S POSITION

**RULE 38.** Each player of the side at bat shall become the batsman and must take his position within the batsman's lines (as defined in Rule 8) in the order that his name appears in his team's batting list.

## THE ORDER OF BATTING

**RULE 39. SECTION 1.** The batting order of each team must be on the score card and must be delivered before the game by its captain to the umpire at the home plate, who shall submit it to the inspection of the captain of the other side. The batting order delivered to the umpire must be followed throughout the game unless a player be substituted for another, in which case the substitute must take the place in the batting order of the retired player.

**SECTION 2.** When the umpire announces the pitcher prior to commencement of game, the player announced must pitch until the first batsman has either been put out or has reached first base.

## THE FIRST BATSMAN IN AN INNING

**RULE 40.** After the first inning the first striker in each inning shall be the batsman whose name follows that of the last man who completed his "time at bat" in the preceding inning.

## PLAYERS BELONG ON BENCH

**RULE 41.** When a side goes to the bat its players must immediately seat themselves on the bench assigned to them as defined in Rule 21, and remain there until their side is put out, except when called to the bat or to act as coaches or substitute base runners.

## RESERVED FOR UMPIRE, CATCHER AND BATSMAN

**RULE 42.** No player of the side "at bat," except the batsman, shall occupy any portion of the space within the catcher's lines as defined in Rule 3. The triangular space back of the home base is reserved for the exclusive use of the umpire, catcher and batsman, and the umpire must prohibit any player of the side "at bat" from crossing the same at any time while the ball is in the hands of the pitcher or catcher, or passing between them while standing in their positions.

## FIELDER HAS RIGHT OF WAY

**RULE 43.** The players of the side at bat must speedily abandon their bench and hasten to another part of the field when by remaining upon or near it they or any of them would interfere with a fielder in an attempt to catch or handle a thrown or a batted ball.

## A FAIR HIT

**RULE 44.** A fair hit is a legally batted ball that settles on fair ground between home and first base or between home and third base, or that is on fair ground when bounding to the outfield past first or third base, or that first falls on fair territory beyond first or third base, or that, while on or over fair ground, touches the person of the umpire, or a player.

## A FOUL HIT

**RULE 45.** A foul hit is a legally batted ball that settles on foul territory between home and first base or home and third base, or that bounds past first or third base on foul territory, or that falls on foul territory beyond first or third base, or, while on or over foul ground, touches the person of the umpire or a player.

## A FOUL TIP

**RULE 46.** A foul tip is a ball batted by the batsman while standing within the lines of his position, that goes sharp and direct from the bat to the catcher's hands and is legally caught.

## A BUNT HIT

**RULE 47.** A bunt hit is a legally batted ball, not swung at, but met with the bat and tapped slowly within the infield by the batsman. If the attempt to bunt result in a foul not legally caught, a strike shall be called by the umpire.

## BALLS BATTED OUTSIDE THE GROUND

**RULE 48. SECTION 1.** When a batted ball passes outside the ground or into a stand, the umpire shall decide it fair or foul, according to where it disappears from the umpire's view.

**SECTION 2.** A fair batted ball that goes over the fence or into a stand shall entitle the batsman to a home run unless it should pass out of the ground or into a stand at a less distance than two-hundred and thirty-five (235) feet from the home bases, in which case the batsman shall be entitled to two bases only. The point at which a fence or stand is less than 235 feet from the home base shall be plainly indicated by a white or black sign or mark for the umpire's guidance.

## STRIKES

**RULE 49.** A strike is:

**SECTION 1.** A pitched ball struck at by the batsman without its touching his bat; or,

**SECTION 2.** A fair ball legally delivered by the pitcher at which the batsman does not strike.

**SECTION 3.** A foul hit ball not caught on the fly unless the batsman has two strikes.

**SECTION 4.** An attempt to bunt which results in a foul not legally caught.

**SECTION 5.** A pitched ball, at which the batsman strikes but misses and which touches any part of his person.

**SECTION 6.** A foul tip, held by the catcher, while standing within the lines of his position.

## FOUL STRIKE

**RULE 50.** An illegally batted ball is a ball batted by the batsman when either or both of his feet is upon the ground outside the lines of the batsman's position.

## WHEN BATSMAN IS OUT

**RULE 51.** The batsman is out:

**SECTION 1.** If he fail to take his position at the bat in the order in which his name appears on the batting list unless the error be discovered and the proper batsman replaces him before he becomes a base runner, in which case the balls and strikes called must be counted



in the time "at bat" of the proper batsman. But only the proper batsman shall be declared out, and no runs shall be scored or bases run because of any act of the improper batsman. Provided, this rule shall not be enforced unless the out be declared before the ball be delivered to the succeeding batsman. Should the batsman declared out under this section be the third hand out, and his side be thereby put out, the proper batsman in the next inning shall be the player who would have come to bat had the players been put out by ordinary play in the preceding inning.

SECTION 2. If he fail to take his position within one minute after the umpire has called for the batsman.

SECTION 3. If he make a foul hit other than a foul tip, as defined in Rule 46, and the ball be momentarily held by a fielder before touching the ground; provided, it be not caught in a fielder's cap, protector, pocket or other part of his uniform, or strike some object other than a fielder before being caught.

SECTION 4. If he bat the ball illegally as defined in Rule 50.

SECTION 5. If he attempt to hinder the catcher from fielding or throwing the ball by stepping outside the lines of the batsman's position, or in any way obstructing or interfering with that player.

SECTION 6. If, while first base be occupied by a base runner, the third strike be called on him by the umpire, unless two men are already out.

SECTION 7. If, while attempting a third strike, the ball touch any part of the batsman's person, in which case base runners occupying bases shall not advance as prescribed in Rule 55, Section 5.

SECTION 8. If, before two hands are out, while first and second or first, second and third bases are occupied, he hit a fly ball, other than a line drive, that can be handled by an infielder. In such case the umpire shall, as soon as the ball be hit, declare it an infield or outfield hit.

SECTION 9. If the third strike be called in accordance with Sections 4 or 5 of Rule 49.

SECTION 10. If he steps from one batsman's box to the other while the pitcher is in his position ready to pitch.

---

## BASE RUNNING RULES

---

### LEGAL ORDER OF BASES

RULE 52. The Base Runner must touch each base in legal order, viz.; First, Second, Third and Home Bases; and when obliged to return while the ball is in play, must retouch the base or bases in reverse order. He can only acquire the right to a base by touching it, before having been put out, and shall then be entitled to hold such base until he has legally touched the next base in order, or has been legally forced

to vacate it for a succeeding base runner. However, no base runner shall score a run to count in the game ahead of the base runner preceding him in the batting order, if there be such preceding base runner who has not been put out in that inning.

## WHEN THE BATSMAN BECOMES A BASE RUNNER

**RULE 53.** The batsman becomes a base runner:

**SECTION 1.** Instantly after he makes a fair hit.

**SECTION 2.** Instantly after "Four Balls" have been called by the umpire.

**SECTION 3.** Instantly after "Three Strikes" have been declared by the umpire.

**SECTION 4.** If, without making any attempt to strike at the ball, his person or clothing be hit by a pitched ball, unless, in the opinion of the umpire, he plainly make no effort to get out of the way of the pitched ball.

**SECTION 5.** If the catcher interfere with him in or prevent him from striking at a pitched ball.

**SECTION 6.** If a fair hit ball strike the person or clothing of the umpire or a base runner on fair ground.

## ENTITLED TO BASES

**RULE 54.** The base runner shall be entitled, without liability to be put out, to advance a base in the following case:

**SECTION 1.** If, while the batsman, he becomes a base runner by reason of "four balls" or for being hit by a pitched ball, or for being interfered with by the catcher in striking at a pitched ball, or if a fair hit ball strike the person or clothing of the umpire or a base-runner on fair ground.

**SECTION 2.** If the umpire awards to a succeeding batsman a base on four balls, or for being hit by a pitched ball, or being interfered with by the catcher in striking at a pitched ball, and the base runner be thereby forced to vacate the base held by him.

**SECTION 3.** If the umpire call a "Balk."

**SECTION 4.** If a ball delivered by the pitcher pass the catcher and touch any fence or building within ninety (90) feet of the home base.

**SECTION 5.** If he be prevented from making a base by the obstruction of a fielder, unless the latter have the ball in his hand ready to touch the base runner.

**SECTION 6.** If the fielder stop or catch a batted ball with his cap, glove or any other part of his uniform, while detached from its proper place on his person, the runner or runners shall be entitled to three bases.

**SECTION 7.** If a thrown or pitched ball strike the person or clothing of an umpire on foul ground, the ball shall be considered in play and the base runner or runners shall be entitled to all the bases they can make.

## RETURNING TO BASES

**RULE 55.** The base runner shall return to his base without liability to be put out:

**SECTION 1.** If the umpire declares any foul not legally caught.

**SECTION 2.** If the umpire declares an illegally batted ball.

**SECTION 3.** If the umpire declares a dead ball, unless it be also the fourth unfair ball, and he be thereby forced to take the next base, as provided in Rule 54, Section 2.

**SECTION 4.** If the person or clothing of the umpire interfere with the catcher in an attempt to throw, or the umpire be struck by a ball thrown by the catcher or other fielder to intercept a base runner.

**SECTION 5.** If a pitched ball at which the batsman strikes but misses touch any part of the batsman's person.

**SECTION 6.** If the umpire be struck by a fair hit ball before touching a fielder, in which case no base shall be run unless necessitated by the batsman becoming a base-runner, and no run shall be scored unless all the bases are occupied.

**SECTION 7.** If the umpire declares the batsman or another base-runner out for interference.

## WHEN BASE RUNNERS ARE OUT

**RULE 56.** The base-runner is out:

**SECTION 1.** If, after three strikes have been declared against him while the batsman, the third strike ball be not legally caught and he plainly attempt to hinder the catcher from fielding the ball.

**SECTION 2.** If, having made a fair hit while batsman, such fair hit ball be momentarily held by a fielder before touching the ground or any object other than a fielder; provided, it be not caught in a fielder's hat, cap, protector, pocket or other part of his uniform.

**SECTION 3.** If, when the umpire has declared "Three Strikes" on him while the batsman, the third strike ball be momentarily held by a fielder before touching the ground: provided, it be not caught in a fielder's cap, protector, pocket or other part of his uniform, or touch some object other than a fielder before being caught.

**SECTION 4.** If, after three strikes or a fair hit, he be touched with the ball in the hand of a fielder before he shall have touched first base.

**SECTION 5.** If, after three strikes or a fair hit, the ball be securely held by a fielder while touching first base with any part of his person before such base runner touch first base.

**SECTION 6.** If, in running the last half of the distance from home base to first base, while the ball is being fielded to first base, he run outside the three foot lines, as defined in Rule 7, unless he do so to avoid a fielder attempting to field a batted ball.

SECTION 7. If, in running from first to second base, from second to third base, or from third to home base, he run more than three feet from a direct line between a base and the next one in regular or reverse order to avoid being touched by a ball in the hands of a fielder. But in case of a fielder be occupying a base runner's proper path in attempting to field a batted ball, then the base runner shall run out of direct line to the next base and behind said fielder, and shall not be declared out for so doing.

SECTION 8. If he fail to avoid a fielder attempting to field a batted ball, in the manner described in Sections 6 and 7 of this rule, or in any way obstruct a fielder in attempting to field a batted ball, or intentionally interfere with a thrown ball; provided, that if two or more fielders attempt to field a batted ball, and the base runner come in contact with one or more of them, the umpire shall determine which fielder is entitled to the benefit of this rule, and shall not decide the base runner out for coming in contact with a fielder other than the one the umpire determines to be entitled to field such batted ball.

SECTION 9. If at any time while the ball is in play, he be touched by the ball in the hands of a fielder, unless some part of his person be touching the base he is entitled to occupy; provided, however; that the ball be held by the fielder after touching him, unless the base runner deliberately knock it out of his hand.

SECTION 10. If, when a fair or foul hit ball (other than a foul tip as defined in Rule 46) be legally caught by a fielder, such ball be legally held by a fielder on the base occupied by the base runner when such ball was batted, or the base runner be touched with the ball in the hands of a fielder, before he retouch such base after such fair or foul hit ball was so caught; provided, that the base runner shall not be out in such case, if, after the ball was legally caught as above, it be delivered to the bat by the pitcher before the fielder hold it on said base, or touch the base runner out with it; but if the base runner, in attempting to reach a base, detach it from its fastening before being touched or forced out, he shall be declared safe.

SECTION 11. If, when the batsman becomes a base runner, the first base, or the first and second bases, or the first, second and third bases be occupied, any base runner so occupying a base shall cease to be entitled to hold it, and may be put out at the next base in the same manner as in running to first base, or by being touched with the ball in the hands of a fielder at any time before any base runner following him in the batting order be put out, unless the umpire should decide the hit of the batsman to be an infield fly.

SECTION 12. If a fair hit ball strike him before touching a fielder, and, in such case, no base shall be run unless necessitated by the batsman becoming a base runner, but no run shall be scored or any other base runner put out until the umpire puts the ball back into play.

SECTION 13. If, when advancing bases, or forced to return to a base while the ball is in play, he fail to touch the intervening base or bases, if any, in the regular or reverse order, as the case may be, he may be put



out by the ball being held by a fielder on any base he failed to touch, or by being touched by the ball in the hands of a fielder in the same manner as in running to first base; provided, that the base runner shall not be out in such case if the ball be delivered to the bat by the pitcher before the fielder hold it on said base or touch the base runner with it.

**SECTION 14.** If, when the umpire call "Play," after the suspension of a game, he fail to return to and touch the base he occupied when "Time" was called before touching the next base; provided, the base runner shall not be out, in such case, if the ball be delivered to the bat by the pitcher, before the fielder hold it on said base or touch the base runner with it.

**SECTION 15.** If with one or no one out and a base runner on third base, the batsman interferes with a play being made at home plate.

**SECTION 16.** If he pass a preceding base runner before such runner has been legally put out he shall be declared out.

## OVER-RUNNING FIRST BASE

**SECTION 17.** The base runner in running to first base may over-run said base after touching it in passing without incurring liability to be out for being off said base, provided he return at once and retouch the base, after which he may be put out as at any other base. If, after over-running first base, he attempt to run to second base, before returning to first base, he shall forfeit such exemption from liability to be put out.

**SECTION 18.** If, while third base is occupied, the coacher stationed near that base shall run in the direction of home base on or near the base line while a fielder is making or trying to make a play on a batted ball not caught on the fly, or on a thrown ball, and thereby draws a throw to home base, the base runner entitled to third base shall be declared out by the umpire for the coacher's interference with and prevention of the legitimate play.

**SECTION 19.** If one or more members of the team at bat stand or collect at or around a base for which a base runner is trying, thereby confusing the fielding side and adding to the difficulty of making such play, the base runner shall be declared out for the interference of his team mate or team mates.

## WHEN UMPIRE SHALL DECLARE AN OUT

**RULE 57.** The umpire shall declare the batsman or base runner out, without waiting for an appeal for such decision, in all cases where such player be put out in accordance with any of these rules, except Sections 13 and 17 of Rule 56.

## COACHING RULES

**RULE 58.** The coacher shall be restricted to coaching the base runner only, and shall not address remarks except to the base runner, and then only in words of assistance and direction in running bases. He shall not, by words or signs, incite or try to incite the spectators to demonstrations, and shall not use language which will in any manner refer to or reflect upon a player of the opposite club, the umpire or the spectators. Not more than two coachers, who must be players in the uniform of the team at bat, shall be allowed to occupy the space between the players' and the coachers' lines, one near first and the other near third base, to coach base runners. If there be more than the legal number of coachers or this rule be violated in any respect, the umpire must order the illegal coacher or coachers to the bench, and if his order be not obeyed within one minute, the umpire shall assess a fine of \$5.00 against each offending player, and upon a repetition of the offence, each offending player, and upon a repetition of the offense, the offending player or players shall be debarred from further participation in the game, and shall leave the playing field forthwith.

## THE SCORING OF RUNS

**RULE 59.** One run shall be scored every time a base runner, after having legally touched the first three bases, shall legally touch the home base before three men are put out; provided, however, that if he reach home on or during a play in which the third man be forced out or be put out before reaching first base, a run shall not count. A force-out can be made only when a base runner legally loses the right to the base he occupies by reason of the batsman becoming a base runner, and he is thereby obliged to advance.

---

## UMPIRES AND THEIR DUTIES :

### POWER TO ENFORCE DECISIONS

**RULE 60.** The umpires are the representatives of the League and as such are authorized and required to enforce each section of this code. They shall have the power to order a player, captain or manager, to do or omit to do any act which in their judgment is necessary to give force and effect to one or all of these rules, and to inflict penalties for violations of the rules as hereinafter prescribed. In order to define their respective duties, the umpire judging balls and strikes shall be designated as the "Umpire-in-Chief;" the umpire judging base decisions as the "Field Umpire."

### THE UMPIRE-IN-CHIEF

**RULE 61. SECTION 1.** The Umpire-in Chief shall take position back of the catcher; he shall have full charge of and be responsible for the proper conduct of the game. With exception of the base decisions to be made by

the Field Umpire, the Umpire-in-Chief shall render all the decisions that ordinarily would devolve upon a single umpire, and which are prescribed for "the umpire" in these Playing Rules.

**SECTION 2.** He shall call and count as a "ball" any unfair ball delivered by the pitcher to the batsman. He shall also call, and count as a "strike" any fairly delivered ball which passes over any portion of the home base, and within the batsman's legal range as defined in Rule 31, whether struck at or not by the batsman; or a foul tip which is caught by the catcher standing within the lines of his position, within 10 feet of the home base; or which, after being struck at and not hit, strikes the person of the batsman; or when the ball be bunted foul by the batsman; or any foul hit ball not caught on the fly unless the batsman has two strikes, provided, however, that a pitched ball shall not be called or counted a "ball" or "strike" by the umpire until it has passed the home plate.

**SECTION 3.** He shall render base decisions in the following instances: (1) If the ball is hit fair, with a runner on first, he must go to third base to take a possible decision; (2) With more than one base occupied, he shall decide whether or not a runner on third leaves that base before a fly ball is caught; (3) In the case of a runner being caught between third and home, when more than one base is occupied, he shall make the decision on the runner nearest the home plate.

**SECTION 4.** The Umpire-in-Chief alone shall have authority to declare a game forfeited.

## THE FIELD UMPIRE

**RULE 62. SECTION 1.** The Field Umpire shall take such positions on the playing field as in his judgment are best suited for the rendering of base decisions. He shall render all decisions at first base and second base, and all decisions at third base except those to be made by the Umpire-in-Chief in accordance with Section 3, Rule 61.

**SECTION 2.** He shall aid the Umpire-in-Chief in every manner in enforcing the rules of the game, and, with the exception of declaring a forfeiture, shall have equal authority with the Umpire-in-Chief in fining or removing from the game players who violate these rules.

## NO APPEAL FROM DECISIONS BASED ON UMPIRE'S JUDGMENT

**RULE 63.** There shall be no appeal from any decision of either umpire on the ground that he was not correct in his conclusion as to whether a batted ball was fair or foul, a base-runner safe or out, a pitched ball a strike or ball, or on any other play involving accuracy of judgment, and no decision rendered by him shall be reversed, except that he be convinced that it is in violation of one of these rules. The captain shall alone have the right to protest against a decision and seek its reversal on a claim that it is in conflict with a section of these rules. In

case the captain does seek a reversal of a decision based solely on a point of rules, the umpire making the decision shall, if he is in doubt, ask his associate for information before acting on the captain's appeal. Under no circumstances shall either umpire criticise or interfere with a decision unless asked to do so by his associate.

## DUTIES OF SINGLE UMPIRE

**RULE 64.** If but one umpire be assigned, his duties and jurisdiction shall extend to all points, and he shall be permitted to take his stand in any part of the field that in his opinion will best enable him to discharge his duties.

## MUST NOT QUESTION DECISIONS

**RULE 65.** Under no circumstances shall a captain or player dispute the accuracy of the umpire's judgment and decision on a play.

## CLUBS CANNOT CHANGE UMPIRES

**RULE 66.** The umpires cannot be changed during a championship game by the consent of the contesting clubs unless the official in charge of the field be incapacitated from service by injury or illness.

## PENALTIES FOR VIOLATION OF THE RULES

**RULE 67. SECTION 1.** In all cases of violation of these rules, by either player or manager, the penalty shall be prompt removal of the offender from the game and grounds, followed by a period of such suspension from actual service in the club as the President of the League may fix. In the event of removal of player or manager by either umpire, he shall go direct to the club house and remain there during progress of the game, or leave the grounds; and a failure to do so will warrant a forfeiture of the game by the umpire-in-chief.

**SECTION 2.** The umpire shall assess a fine of \$5.00 against each offending player in the following cases: (1) If the player intentionally discolor or damage the ball; (2) If the player fail to be seated on his bench within one minute after ordered to do so by the umpire; (3) If the player violate the coaching rules and refuse to be seated on his bench within one minute after ordered to do so by the umpire; (4) If the captain fail to notify him when one player is substituted for another.

**SECTION 3.** In cases where substitute players show their disapproval of decisions by yelling from the bench, the umpire shall first give warning. If the yelling continues he shall fine each offender \$10, and if the disturbance is still persisted in, he shall clear the bench of all substitute players; the captain of the team, however, to have the privilege of sending to the club house for such substitutes as are actually needed to replace players in the game.



## UMPIRE TO REPORT VIOLATIONS OF THE RULES

**RULE 68.** The umpire shall, within twelve hours after finishing or removing a player from the game, forward to the President a report of the penalty inflicted and the cause therefor.

**RULE 69.** Immediately upon being informed by the umpire that a fine has been imposed upon any manager, captain or player, the President shall notify the person so fined and also the club of which he is a member; and, in the event of the failure of the person so fined to pay to the secretary of the League the amount of said fine within five days after notice, he shall be debarred from participating in any championship game or from sitting on a player's bench during the progress of a championship game until such fine be paid.

**RULE 70.** When the offence of the player debarred from the game be of a flagrant nature, such as the use of obscene language or an assault upon a player or umpire, the umpire shall, within four hours thereafter, forward to the President of the League full particulars.

## WARNING TO CAPTAINS

**RULE 71.** The umpire shall notify both captains before the game, and in the presence of each other, that all the playing rules will be strictly and impartially enforced, and warn them that failure on their part to co-operate in such enforcement will result in offenders being fined, and if necessary to preserve discipline, debarred from the game.

## ON GROUND RULES

**RULE 72. SECTION 1.** Before the commencement of a game the umpire shall see that the rules governing all the materials of the game are strictly observed.

**SECTION 2.** In case of spectators overflowing on the playing field, the home captain shall make special ground rules to cover balls batted or thrown into the crowd, provided such rules be acceptable to the captain of the visiting club. If the latter object, then the umpire shall have full authority to make and enforce such special rules, and he shall announce the scope of same to the spectators.

**SECTION 3.** In all cases where there are no spectators on the playing field, and where a thrown ball goes into a stand for spectators, or over or through any fence surrounding the playing field, or into the players' bench (whether the ball rebounds into the field or not), the runner or runners shall be entitled to two bases. The umpire in awarding such bases shall be governed by the position of the runner or runners at the time the throw is made.

**SECTION 4.** The umpire shall also ascertain from the home captain whether any other special ground rules are necessary, and if there be he shall advise the opposing captain of their scope and see that each is duly enforced, provided they do not conflict with any of these rules and are acceptable to the captain of the visiting team.

## OFFICIAL ANNOUNCEMENTS

**RULE 73.** The umpire shall call "Play" at the hour appointed for the beginning of a game, announce "Time" at its legal interruption, and declare "Game" at its legal termination. Prior to the commencement of the game he shall announce the batteries, and during the progress of the game shall announce each change of players. In case of an overflow crowd, he shall announce the special ground rules agreed upon, and he shall also make announcement of any agreement entered into by the two captains to stop play at a specified hour.

## SUSPENSION OF PLAY

**RULE 74.** The umpire shall suspend play for the following causes:

1. If rain fall so heavily as in the judgment of the umpire to prevent continuing the game, in which case he shall note the time of suspension, and should rain fall continuously for thirty minutes thereafter, he shall terminate the game.

2. In case of an accident which incapacitates him or a player from service in the field, or in order to remove from the grounds any player or spectator who has violated the rules, or in case of fire, panic or other extraordinary circumstances.

3. In suspending play from any legal cause the umpire shall call "Time;" when he calls "Time," play shall be suspended until he calls "Play" again, and during the interim no player shall be put out, base be run or run be scored. "Time" shall not be called by the umpire until the ball be held by the pitcher while standing in his position.

## FIELD RULES

**RULE 75.** No person shall be allowed upon any part of the field during the progress of a game except the players in uniforms, the manager of each side, the umpire, such officers of the law as may be present in uniform and such watchmen of the home club as may be necessary to preserve the peace.

**RULE 76.** No manager, captain or player shall address the spectators during a game except in reply to a request for information about the progress or state of the game or to give the name of a player.

**RULE 77.** Every club shall furnish sufficient police force to preserve order upon its own grounds, and in the event of a crowd entering the field during the progress of a game, and interfering with the play in any manner, the visiting club may refuse to play until the field be cleared. If the field be not cleared within 15 minutes thereafter, the visiting club may claim and shall be entitled to the game by a score of nine runs to none (no matter what number of innings has been played).

## GENERAL DEFINITIONS

**RULE 78.** "Play" is the order of the umpire to begin the game or to resume it after its suspension.

**RULE 79.** "Time" is the order of the umpire to suspend play. Such suspension must not extend beyond the day.

**RULE 80.** "Game" is the announcement of the umpire that the game is terminated.

**RULE 81.** "An inning" is the term at bat of the nine players representing a club in a game and is completed when three of such players have been legally put out.

**RULE 82.** "A Time at Bat" is the term at bat of a batsman. It begins when he takes his position, and continues until he is put out or becomes a base runner. But a time at bat shall not be charged against a batsman who is awarded first base by the umpire for being hit by a pitched ball, or on called balls, or when he makes a sacrifice hit, or for interference by the catcher.

**RULE 83.** "Legal" or "Legally" signifies as required by these rules.

## THE SCORING RULES

**RULE 84.** To promote uniformity in scoring championship games the following instructions are given and suggestions and definitions made for the guidance of scorers, and they are required to make all scores in accordance therewith.

## THE BATSMAN'S RECORD

**RULE 85. SECTION 1.** The first item in the tabulated score, after the player's name and position, shall be the number of times he has been at bat during the game, but the exceptions made in Rule 82 must not be included.

**SECTION 2.** In the second column shall be set down the runs, if any, made by each player.

**SECTION 3.** In the third column shall be placed the first base hits, if any, made by each player.

## THE SCORING OF BASE HITS

**SECTION 4.** A base hit shall be scored in the following cases:

When the ball from the bat strikes the ground on or within the foul lines and out of the reach of the fielders.

When a fair-hit ball is partially or wholly stopped by a fielder in motion, but such player can not recover himself in time to field the ball to first before the striker reaches that base or to force out another base runner.

When the ball be hit with such force to an infielder or pitcher that he can not handle it in time to put out the batsman or force out a base runner. In a case of doubt over this class of hits, a base hit should be scored and the fielder exempted from the charge of an error.

When the ball is hit so slowly toward a fielder that he cannot handle it in time to put out the batsman or force out a base runner.

In all cases where a base runner is retired by being hit by a batted ball, unless batted by himself, the batsman should be credited with a base hit.

When a batted ball hits the person or clothing of the umpire, as defined in Rule 53, Section 6.

In no case shall a base hit be scored when a base runner is forced out by the play.

## SACRIFICE HITS

SECTION 5. Sacrifice hits shall be placed in the Summary.

A sacrifice hit shall be credited to the batsman who, when no one is out or when but one man is out, advances a runner a base by a bunt hit, which results in the batsman being put out before reaching first, or would so result if it were handled without error.

A sacrifice hit shall also be credited to a batsman who, when no one is out or when but one man is out, hits a fly ball that is caught but results in a run being scored, or would in the judgement of the scorer so result if caught.

## FIELDING RECORDS

SECTION 7. The number of opponents, if any, put out by each player shall be set down in the fourth column. When the batsman is given out by the umpire for a foul strike, or fails to bat in proper order, or is declared out on third bunt strike, the put-out shall be scored to the catcher. In case of the base runner being declared "out" for interference, running out of the line, or on an infield fly, the "out" should be credited to the player who would have made the play but for the action of the base runner or the announcement of the umpire.

SECTION 7. The number of times, if any, each player assists in putting out an opponent shall be set down in the fifth column. An assist should be given to each player who handles the ball in aiding in a run out or any other play of the kind, except the one who completes it.

An assist should be given to a player who makes a play in time to put a runner out, even if the player who could complete the play fail, through no fault of the assisting player.

And generally an assist should be given to each player who handles or assists in any manner in handling the ball from the time it leaves the bat until it reaches the player who makes the put-out, or in case of a thrown ball, to each player who throws or handles it cleanly, and in such a way that a put-out results, or would result if no error were made by a team-mate.



An assist should be given to each player who handles the ball in aiding in a run-out or any other play of the kind, even though he complete the play by making the put-out.

## ERRORS

SECTION 8. An error shall be given in the sixth column for each mis-play which prolongs the time at bat of the batsman or allows a base runner to make one or more bases when perfect play would have insured his being put out. But a base on balls, a base awarded to a batsman by being struck by a pitched ball, a balk, a passed ball or wild pitch, shall not be included in the sixth column.

An error shall not be charged against the catcher for a wild throw in an attempt to prevent a stolen base, unless the base runner advance an extra base because of the error.

An error shall not be scored against the catcher or an infielder who attempts to complete a double play, unless the throw be so wild that an additional base be gained.

In case a base runner advance a base through the failure of a baseman to stop or try to stop a ball accurately thrown to his base, the latter shall be charged with an error and not the player who made such throw, provided there was occasion for it. If such throw be made to second base the scorer shall determine whether the second baseman or short-stop shall be charged with an error.

In event of a fielder dropping a fly but recovering the ball in time to force a batter at another base, he shall be exempted from an error, the play being scored as a "force-out."

## STOLEN BASES

SECTION 9. A stolen base shall be credited to the base runner whenever he advances a base unaided by a base hit, a put-out, a fielding or a battery error, subject to the following exceptions:

In event of a double or triple steal being attempted, where either is thrown out, the other or others, shall not be credited with a stolen base.

In event of a base runner being touched out after sliding over a base, he shall not be regarded as having stolen the base in question.

In event of a base runner making his start to steal a base prior to a battery error, he shall be credited with a stolen base.

In event of a palpable muff of a ball thrown by the catcher, when the base runner is clearly blocked, the infielder making the muff shall be charged with an error and the base runner shall not be credited with a stolen base.

## DEFINITION OF WILD PITCH AND PASSED BALL

SECTION 10. A wild pitch is a legally delivered ball, so high, low or wide of the plate that the catcher cannot or does not stop and control it with ordinary effort, and as a result the batsman, who becomes a base-runner on such pitched ball, reaches first base or a base runner advances.

A passed ball is a legally delivered ball that the catcher should hold or control with ordinary effort, but his failure to do so enables the batsman, who becomes a base runner on such pitched ball, to reach first base or a base runner to advance.

## SUMMARY

**RULE 86.** The Summary shall contain:

**SECTION 1.** The score made in each inning of the game and the total runs of each side in the game.

**SECTION 2.** The number of stolen bases, if any, by each player.

**SECTION 3.** The number of sacrifice hits, if any, made by each player.

**SECTION 4.** The number of sacrifice flies, if any, made by each player.

**SECTION 5.** The number of two-base hits, if any, made by each player.

**SECTION 6.** The number of three-base hits, if any, made by each player.

**SECTION 7.** The number of home runs, if any, made by each player.

**SECTION 8.** The number of double and triple plays, if any, made by each club and the players participating in same.

**SECTION 9.** The number of innings each pitcher pitched in

**SECTION 10.** The number of base hits, if any, made off each pitcher and the number legal at bats scored against each pitcher.

**SECTION 11.** The number of times, if any, the pitcher strikes out the opposing batsmen.

**SECTION 12.** The number of times, if any, the pitcher gives bases on balls.

**SECTION 13.** The number of wild pitches, if any, charged against the pitcher.

**SECTION 14.** The number of times, if any, the pitcher hits a batsman with a pitched ball, the name or names of the batsman or batsmen so hit to be given.

**SECTION 15.** The number of passed balls by each catcher.

**SECTION 16.** The time of the game.

**SECTION 17.** The name of the umpire or umpires.

# NATIONAL LEAGUE SCHEDULE, 1910.

	At Boston	At Brooklyn	At New York	At Philadelphia	At Pittsburg	At Cincinnati	At Chicago	At St. Louis
Boston	WRIGHT	May 5, 6, 7; May *28, *30, *30, 31; July 26, 28; Oct. 10, 12.	April 18, 19, 20, 21; July 29, *30; Aug. 1, Sept. 7, 8, *10.	April 22, *23, 25, 26; June 30; July 1, *2, *4, *4; Oct. 6, 7.	April 27, 28, 29, *30; June *25, 27, 28, *29; Sept. 1, 2, *3.	April 14, 15, *16; July 5, 6, 7; Sept. 30; Oct. *1, 3, 4.	April 27, 28, *25, 27, 28, *29; Sept. 1, 2, *3.	April 27, 28, *25, 27, 28, *29; Sept. 1, 2, *3.
Brooklyn	AND	AND	AND	AND	AND	AND	AND	AND
New York	AND	DITSON	DITSON	AND	AND	AND	AND	AND
Philadelphia	AND	AND	AND	AND	AND	AND	AND	AND
Pittsburg	AND	AND	AND	AND	AND	AND	AND	AND
Cincinnati	AND	AND	AND	AND	AND	AND	AND	AND
Chicago	AND	AND	AND	AND	AND	AND	AND	AND
St. Louis	AND	AND	AND	AND	AND	AND	AND	AND
At Home	AND	AND	AND	AND	AND	AND	AND	AND

† Denotes Sunday

‡ Denotes Saturday

\* Denotes Holiday

† Denotes Conflicting dates

# AMERICAN LEAGUE SCHEDULE, 1910.

	At Chicago	St. Louis	Detroit	Cleveland	Washington	Philadelphia	New York	At Boston	
Chicago	WRIGHT April 14, 15, 16, 17, July 1, 2, 13, *4, *4; Sept. 12, 13.	April 21, 22, *23, *24; Sept. 6, 7, 8, 9, *10; Sept. 29, 30.	May 5, 6, 7; May *28; June 28, *29, 30; July 28; Sept. 2, *3, *4, *5, *5.	April 25, 26, *27, *28, *29, *30, *31; Sept. *11; Oct. 6, *8, *9, *19.	April 25, 26, *27, *28, *29, *30, *31; Sept. *11; Oct. 6, *8, *9, *19.	May 10, 11, 12, 13, *14, *16, *17, *18, *19, *20, *21; Aug. 18, 19, *20, *21; Sept. *2, *3, *4, *5, *5.	May 14, 16, 17, *18; July 15, 16, 17, *18, *19, *20, *21; Aug. 18, 19, *20, *21; Sept. *2, *3, *4, *5, *5.	May 19, 20, 26, 27, July 8, 9, 11, 12; Aug. 25, 26, *27.	May 19, 20, *21, *23, July 13, 14, 15, *16, *17, *18, *19, *20, *21; Aug. 25, 26, *27.
St. Louis	April *30; May *1, 2, 3; July 28, *30, *31; Sept. *11; Oct. 6, *8, *9, *19.	AND	April 18, 19, 20; May *18; June 21, 22, 23, *25; July 6; Sept. *5, *5.	April 21, 22, *23, *24, *24, *24; Sept. 7, 8, 9, *10.	May 19, 20, *21, *23, July 8, *9, 11, 12; Aug. 29, 30, 31.	May 24, 25, 26, 27, July 13, 14, 15, *16, *17, *18, *19, *20, *21; Aug. 25, 26, *27.	May 14, 16, 17, *18; July 15, 16, 17, *18, *19, *20, *21; Aug. 25, 26, *27.	May 10, 11, 12, 13, July 15, 16, 17, *18, *19, *20, *21; Aug. 25, 26, *27.	May 10, 11, 12, 13, July 15, 16, 17, *18, *19, *20, *21; Aug. 25, 26, *27.
Detroit	April 18, 19, 20; May *18; June 21, 22, 23, *25; July 6; Sept. *5, *5.	AND	DITSON	April 21, 22, *23, *24, *24, *24; Sept. 7, 8, 9, *10.	May 19, 20, *21, *23, July 8, *9, 11, 12; Aug. 29, 30, 31.	May 24, 25, 26, 27, July 13, 14, 15, *16, *17, *18, *19, *20, *21; Aug. 25, 26, *27.	May 14, 16, 17, *18; July 15, 16, 17, *18, *19, *20, *21; Aug. 25, 26, *27.	May 10, 11, 12, 13, July 15, 16, 17, *18, *19, *20, *21; Aug. 25, 26, *27.	May 10, 11, 12, 13, July 15, 16, 17, *18, *19, *20, *21; Aug. 25, 26, *27.
Cleveland	April 18, 19, 20; May *18; June 21, 22, 23, *25; July 6; Sept. *5, *5.	AND	DITSON	April 21, 22, *23, *24, *24, *24; Sept. 7, 8, 9, *10.	May 19, 20, *21, *23, July 8, *9, 11, 12; Aug. 29, 30, 31.	May 24, 25, 26, 27, July 13, 14, 15, *16, *17, *18, *19, *20, *21; Aug. 25, 26, *27.	May 14, 16, 17, *18; July 15, 16, 17, *18, *19, *20, *21; Aug. 25, 26, *27.	May 10, 11, 12, 13, July 15, 16, 17, *18, *19, *20, *21; Aug. 25, 26, *27.	May 10, 11, 12, 13, July 15, 16, 17, *18, *19, *20, *21; Aug. 25, 26, *27.
Washington	April 18, 19, 20; May *18; June 21, 22, 23, *25; July 6; Sept. *5, *5.	AND	DITSON	April 21, 22, *23, *24, *24, *24; Sept. 7, 8, 9, *10.	May 19, 20, *21, *23, July 8, *9, 11, 12; Aug. 29, 30, 31.	May 24, 25, 26, 27, July 13, 14, 15, *16, *17, *18, *19, *20, *21; Aug. 25, 26, *27.	May 14, 16, 17, *18; July 15, 16, 17, *18, *19, *20, *21; Aug. 25, 26, *27.	May 10, 11, 12, 13, July 15, 16, 17, *18, *19, *20, *21; Aug. 25, 26, *27.	May 10, 11, 12, 13, July 15, 16, 17, *18, *19, *20, *21; Aug. 25, 26, *27.
Philadelphia	April 18, 19, 20; May *18; June 21, 22, 23, *25; July 6; Sept. *5, *5.	AND	DITSON	April 21, 22, *23, *24, *24, *24; Sept. 7, 8, 9, *10.	May 19, 20, *21, *23, July 8, *9, 11, 12; Aug. 29, 30, 31.	May 24, 25, 26, 27, July 13, 14, 15, *16, *17, *18, *19, *20, *21; Aug. 25, 26, *27.	May 14, 16, 17, *18; July 15, 16, 17, *18, *19, *20, *21; Aug. 25, 26, *27.	May 10, 11, 12, 13, July 15, 16, 17, *18, *19, *20, *21; Aug. 25, 26, *27.	May 10, 11, 12, 13, July 15, 16, 17, *18, *19, *20, *21; Aug. 25, 26, *27.
New York	April 18, 19, 20; May *18; June 21, 22, 23, *25; July 6; Sept. *5, *5.	AND	DITSON	April 21, 22, *23, *24, *24, *24; Sept. 7, 8, 9, *10.	May 19, 20, *21, *23, July 8, *9, 11, 12; Aug. 29, 30, 31.	May 24, 25, 26, 27, July 13, 14, 15, *16, *17, *18, *19, *20, *21; Aug. 25, 26, *27.	May 14, 16, 17, *18; July 15, 16, 17, *18, *19, *20, *21; Aug. 25, 26, *27.	May 10, 11, 12, 13, July 15, 16, 17, *18, *19, *20, *21; Aug. 25, 26, *27.	May 10, 11, 12, 13, July 15, 16, 17, *18, *19, *20, *21; Aug. 25, 26, *27.
Boston	April 18, 19, 20; May *18; June 21, 22, 23, *25; July 6; Sept. *5, *5.	AND	DITSON	April 21, 22, *23, *24, *24, *24; Sept. 7, 8, 9, *10.	May 19, 20, *21, *23, July 8, *9, 11, 12; Aug. 29, 30, 31.	May 24, 25, 26, 27, July 13, 14, 15, *16, *17, *18, *19, *20, *21; Aug. 25, 26, *27.	May 14, 16, 17, *18; July 15, 16, 17, *18, *19, *20, *21; Aug. 25, 26, *27.	May 10, 11, 12, 13, July 15, 16, 17, *18, *19, *20, *21; Aug. 25, 26, *27.	May 10, 11, 12, 13, July 15, 16, 17, *18, *19, *20, *21; Aug. 25, 26, *27.
At Home	14 Saturdays 17 Sundays July 4 Labor day Confraternizing dates, July 31; Oct. 2, 2, 2.	12 Saturdays 16 Sundays Memorial day Confraternizing dates, July 31; Oct. 2, 2.	13 Saturdays 12 Sundays Labor day	16 Saturdays 12 Sundays Memorial day July 4.	13 Saturdays July 4	13 Saturdays July 4	13 Saturdays Memorial day Labor day	13 Saturdays Memorial day Labor day	12 Saturdays April 19 Memorial day Labor day

† Denotes Sunday

‡ Denotes Saturday

\* Denotes Holiday



# AMERICAN ASSOCIATION SCHEDULE FOR 1910.

	At Columbus	At Toledo	At Indianapolis	At Louisville	At Milwaukee	At Kansas City	At Minneapolis	At St. Paul
Abroad								
Columbus	WRIGHT April 21, 22, 23, 24; Aug. 13, 14, 15, 16; Sept. 14, 15, 16, 17.	May 20, 21, 22, 23; July 5, 6, 7, 8; Sept. 22, 23, 24, 25.	April 25, 26, 27, 28; July 9, 10, 11, 12; Sept. 3, 4, 5, 5, 6, 7, 8, 9	April 29, 30; May 1, 2, 3, 4, 4, 4, 5 Sept. 6, 7, 8, 9	May 12, 13, 14, 15; June 16, 17, 18, 19; Aug. 1, 2, 3, 3, 4.	May 16, 17, 18, 19; June 20, 21, 22, 23; July 28, 29, 30, 31.	May 4, 5, 6, 7 June 24, 25, 26, 27; Aug. 1, 2, 3, 4	May 8, 9, 10, 11; June 28, 29, 30, 30; Aug. 8, 9, 10, 11.
Toledo		AND						
Indianapolis	April 17, 18, 19, 20; May 24, 25, 26, 27; Sept. 10, 11, 12, 13.	April 13, 14, 15, 16; May 28, 29, 30, 30; Sept. 6, 7, 8, 9.	DITSON May 20, 21, 22, 23; Aug. 13, 14, 15, 16; Sept. 14, 15, 16, 17.	April 21, 22, 23, 24; July 5, 6, 7, 8; Sept. 22, 23, 24, 25.	May 8, 9, 10, 11; June 28, 29, 30; July 1, Aug. 5, 6, 7, 8, 11, 12.	May 4, 5, 6, 7 June 24, 25, 26, 27; Aug. 1, 2, 3, 4	May 12, 13, 14, 15; June 20, 21, 22, 23; July 29, 30, 31, 31.	May 16, 17, 18, 19; June 16, 17, 18, 19; Aug. 1, 2, 3, 3, 1.
Louisville	April 13, 14, 15, 16; May 28, 29, 30, 31; Sept. 18, 19, 20, 21.	April 17, 18, 19, 20; May 24, 25, 26, 27; Sept. 3, 4, 5, 5.	MAJOR May 20, 21, 22, 23; Aug. 13, 14, 15, 16, 17.	June 4, 5, 6, 7; July 13, 14, 15, 16; Aug. 25, 26, 27, 28.	May 4, 5, 6, 7 June 24, 25, 26, 27; Aug. 9, 10, 11, 12; LEAGUE	May 8, 9, 10, 11; June 28, 29, 30; Aug. 5, 6, 7, 8.	May 16, 17, 18, 19; May 19, 20; June 24, 25, 26, 27; Sept. 18, 19, 20, 21.	May 13, 14, 15; June 20, 21, 22; June 23, 23; July 29, 30, 31, 31.
Milwaukee	June 8, 9, 10, 11; July 24, 25, 26, 27; Aug. 17, 18, 19, 20.	June 12, 13, 14; July 20, 21, 22, 23; Aug. 21, 22; Aug. 22, 23, 24.	May 31; June 1, 2, 3; July 17, 18, 19; Aug. 23, 30, 31; Sept. 1, 2.	June 4, 5, 6, 7; July 13, 14, 15, 16; Aug. 25, 26, 27, 28.	April 21, 22, 23, 24; Aug. 13, 14, 15, 16; Sept. 3, 4, 5, 5.	May 28, 29, 30, 30; July 2, 3, 4, 4, Sept. 22, 23, 24, 25.	April 17, 18, 19, 20; May 24, 25, 26, 27; Sept. 18, 19, 20, 21.	April 13, 14, 15, 16; May 21, 22, 23; Sept. 14, 15, 16; Sept. 17, 17.
Kansas City	June 4, 5, 6, 7; July 20, 21, 22, 23; Aug. 29, 30, 31; Sept. 1.	May 31; June 1, 2, 3; July 24, 25, 26, 27; Aug. 25, 26, 27, 28.	June 12, 13, 14; July 13, 14 15, 16; Aug. 17, 18, 19; Aug. 20, 20	June 8, 9, 10, 11; July 17, 17, 18, 19; Aug. 21, 22, 23, 24.	April 21, 22, 23, 24; Aug. 13, 14, 15, 16; Sept. 3, 4, 5, 5.	FIRST April 29, 30; May 1, 2; July 5, 6, 7, 8; Sept. 6, 7, 8.	April 13, 14, 15, 16; May 21, 22, 23; Sept. 14, 15, 16; Sept. 17, 17.	April 17, 18, 19, 20; May 24, 25, 26, 27; Sept. 18, 19, 20, 21.
Minneapolis	June 12, 13, 14, 15, 16; Aug. 25, 26; Sept. 27, 28, 28	June 8, 9, 10, 11; July 17, 17, 18, 19; Aug. 29, 30, 31; Sept. 1.	June 4, 5, 6, 6; July 20, 21, 22, 23; Aug. 21, 22, 23, 24	June 1, 2, 3; July 24, 24; July 25, 26; 27; Aug. 17 18, 19, 20.	April 25, 26, 27, 28; July 9, 10, 11, 12; Sept. 10, 11, 12, 13.	April 29, 30; May 1, 2; July 5, 6, 7, 8; Sept. 6, 7, 8.	BASEMAN April 21, 22; May 29, 30; July 1, 2, 4; Aug. 14; Sept. 3, 5, 23, 23.	April 21, 22; May 29, 30; July 1, 2, 4; Aug. 14; Sept. 3, 5, 23, 23.
St. Paul	June 17, 17, 18, 19; Aug. 21, 21; Aug. 22, 23, 24.	June 4, 5, 6, 7; July 13, 14, 15, 16; Aug. 17, 18, 19, 20.	June 8, 9, 10, 11; July 24, 25, 26, 27; Aug. 27, 28.	April 12, 13, 14; July 20, 21, 22; Aug. 8; Sept. 6, 7, 8, 9.	April 29, 30; May 1, 2; July 5, 6, 7, 8; Sept. 6, 7, 8, 9.	April 25, 26, 27, 28; July 9, 10, 11, 12; Sept. 10, 11, 11, 12.	April 22, 24; May 28, 30; July 3, 4; Aug. 13, 15; Sept. 4, 5, 22, 24.	

# SOUTHERN ASSOCIATION DATES FOR 1910.

Abroad	At Atlanta	At Chattanooga	At Nashville	At Memphis	At Birmingham	At Montgomery	At Mobile	At New Orleans
Atlanta.....	VICTOR	April 30; May 2, 3, 4; June 23, 24, 25; Aug. 18, 19, 20	April 18, 19, 20, 21; June 30; July 1, 2; Aug. 4, 5, 6	April 22, 23, *24, 25; June *26, 27, 28; Aug. *7, 9, *28.	May 18, 19, 20, 21; July 25, 26; Aug. 22, 23, 24	May 13, 14, 16, 17; July 18, 19, 20; Aug. 22, 23, 24	May 9, 10, 11, 12; July 28, 29, 30; Sept. 1, 2, 3	May *22, 23, *24, 25; July 17, 18, 19; Aug. 29, 30, 31.
Chattanooga ..	LEAGUE	April 14, 15, 16; June 16, 17, 18, 19; Aug. 1, 2, 3	April 22, 23, 25; June 27, 28, 29, 29; Aug. 15, 16, 17	April 26, 27, 28, 29; June *12, 13, 14; Aug. 12, 13, *14.	May 23, 24, 25, 26; July 28, 29, 29, 26, 27; Aug. 29, 30, 27.	May 18, 19, 20, 21; July 25, 26, 27; Aug. 29, 30, 31.	May 13, 14, 16, 17; July 18, 19, 20; Aug. 22, 23, 24	May *8, 9, 10, 11; July 21, 22, 23; Sept. 2, 3, *4.
Nashville .....		May 5, 6, 7; June 20, 21, 22, 22; Aug. 8, 9, 10.	April 18, 19, 20, 21; June 30; July 1, 2; Aug. 4, 5, 6	April 14, 15, 16, *17; May *1; June 17, 18, 19; July 1, 2, 3; Aug. *21	May 9, 10, 11, 12; July 18, 19, 20; Sept. 1, 2, 3.	May 23, 24, 25, 26; July 28, 29, 20.	May 18, 19, 20, 21; July 21, 22, 23; Aug. 29, 30, 31.	May 13, 14, *15, 16, July 4, *24, 25, 26; Aug. 26, 27, *28.
Memphis.....		May 5, 6, 7; June 20, 21; Aug. 22, 22; Aug. 15, 16, 17.	April 30; May 2, 3, 4; June 23, 24, 25; Aug. 18, 19, 20	IS	May 13, 14, 16, 17; July 21, 22, 23; Aug. 29, 30, 31.	May 9, 10, 11, 12; July 18, 19, 20; Sept. 1, 2, 3.	May 23, 24, 25, 26; July 25, 26, 27; Aug. 25, 26, 27.	May 18, 19, 20, 21; July 28, 29, 30; Aug. 22, 23, 24.
Birmingham....		June 3, 4, 6, 7; July 7, 8, 9; Sept. 5, 5, 6	May 31; June 1, 2; July 4, 4, 5; Sept. 12, 13, 14.	May *15, 27, 28; May *29, 30; July *3, 4, 4, 5; Sept. 9, 10, *11.	OFFICIAL	April 22, 23, 25, 26; June 27, 28, 29; Aug. 18, 19, 20.	April 18, 19, 20, 21; June 16, 17, 18; Aug. 4, 5, 6, 6.	April 27, 28, 29, 30; June *12, 13, 14; Aug. *14, 15, 16.
Montgomery ..		June 8, 9, 10, 11, 13; Sept. 15, 16, 17.	May 27, 28, 7, 8, 9; Sept. 5, 5, 6, 6.	May 31; June 1, 2; July *3, 4, 4, 5; Sept. 9, 10, *11.	April 14, 15, 16; June 20, 21, 22, 22, 3; Aug. 1, 2, 3.	FOR	April 27, 28, 29, 30; June 30, July 1, 2, Aug. 8, 9, 10;	May *1, 2, 3, 4; June 17, 18, *19; Aug. 5, 6, *7.
Mobile.....		May 31; June 1, 2; July 4, 4, 6; Sept. 12, 13, 14.	June 8, 9, 10, 11; July 14, 15, 16; Sept. 8, 9, 10.	June 3, 4, *5, 6; July *10, 11, 12; Sept. *4, 5, 5.	May 2, 3, 4; June 23, 24, 25, 25; Aug. 11, 12, 13.	May 5, 6, 7; June 13, 14, 15, 15; Aug. 15, 16, 17.	April 27, 28, 29, 30; June 30, July 1, 2, Aug. 8, 9, 10;	April 13, 14, 15; April 16, *17, *24; June *26; July *3, 21, *31.
New Orleans ..		May 27, 28, 30, 30; July 4, 5, 6; Sept. 17.	June 3, 4, 6, 7; July 11, 12, 13; Sept. 15, 16, 17.	June 8, 9, 10, 11; July 7, 8, 9; Sept. 12, 13, 14.	May 5, 6, 7; June 30; July 1, 2, 2; Aug. 8, 9, 10.	April 18, 19, 20, 21; June 23, 24, 25; Aug. 11, 12, 13;	April 22, 23, 25, 26; June 20, 21, 22; Aug. 18, 19, 20.	GAMES

\* Sunday

# NEW ENGLAND LEAGUE SCHEDULE, 1910.

	At Brockton	At Fall River	At Haverhill	At Lawrence	At Lowell	At Lynn	At New Bedford	At Worcester
Brockton .....	MAJOR June 2, 30; July 4, 8; Aug. 5, 30; Sept. 10.	May 13, 14; June 10, 11; July 20, 21; Aug. 17, 24, 25, Sept. 8.	May 23, 24; June 10, 11; July 13, 14, 28; Aug. 10; Sept. 8.	April 23; May 4, 5, 31; June 1, 6, 7; Aug. 3, 11.	April 27, 28; May 27, 28; July 1, 2, 27; Aug. 4, 31.	May 9, 19; June 9, 16; July 11, 29; Aug. 6, 29; Sept. 5 P.M.	May 16, 17; June 20, 21; July 22, 23; Aug. 18, 20; 27.	May 2, 3, 30 A.M.; June 30; July 4 P.M.; Aug. 8, 9, 19, 20.
Fall River .....	LEAGUE June 29, 30; July 9; Aug. 15, 16, 22, 23.	May 9; June 13, 14; July 18, 19; 19; Aug. 29; Sept. 3, 3, 9.	May 10, 20, 21; June 24, 25; July 27, 28; Aug. 23; Sept. 2.	May 11, 12, 31; June 15, 16; Aug. 8, 19	April 27, 28; June 1, 4; July 5, 6; Aug. 9, 20, 22	May 3, 24, 30 A.M.; June 10, 28; July 4 A.M., 9, 25; Sept. 5 A.M., 16.	May 18, 19; June 8, 9; July 29, 30; Aug. 6, 15, 16.	May 18, 19; June 8, 9; July 29, 30; Aug. 6, 15, 16.
Haverhill .....	April 25, 26, May 27, 28; June 29, 30; Aug. 1, 2, 31.	April 25, 26, May 27, 28; June 29, 30; Aug. 1, 2, 31.	BALL May 3, 30 A.M.; June 8, 15; July 11, 16; Aug. 9, 12; Sept. 7.	June 9, 16; July 12, 15; 25; Aug. 20, 30; Sept. 10.	May 10, 14, 19; June 21; July 21, 29; Aug. 18, 25; Sept. 2.	May 5, 12; June 6, 18; July 4 P.M., 23, 26; Aug. 11; Sept. 6.	April 29, 30; May 16, 17, 31; June 1, 24 Sept. 5 A.M., 5 P.M.	April 29, 30; May 16, 17, 31; June 1, 24 Sept. 5 A.M., 5 P.M.
Lawrence .....	April 22; May 25, 26; June 27, 28; July 5, 6; Aug. 13, 28; Sept. 1	May 16, 17; June 20, 21; July 22, 23; Aug. 18, 26, 27.	May 3, 30 A.M.; June 8, 15; July 11, 16; Aug. 9, 12; Sept. 7.	PLAYERS April 26; May 24; June 11, 29; July 4 A.M., 9; Aug. 5, 22; Sept. 5 P.M.	April 25; May 9, 23; June 10, 30; July 4 P.M., 26; Aug. 6; Sept. 5 A.M.	April 30; May 2, 6; June 2, 17 P.M., July 7, 14; Aug. 15; Sept. 9.	May 13, 14; June 18, 18; July 20, 21; Aug. 17, 24, 25.	May 27, 28; June 13, 14; July 1, 2; Aug. 1, 2; Sept. 6.
Lowell .....	May 20, 21; June 24, 25; July 18, 19; Aug. 1, 2; Sept. 6.	May 4, 5; June 6, 7; July 11, 12; Aug. 12, 13; Sept. 8.	May 2, 13, 18; June 4, 20; July 20, 30. Aug. 17, 24.	WEAR April 26; May 29; July 4 A.M., 9; Aug. 5, 22; Sept. 5 P.M.	WEAR May 3, 17, 30 A.M.; June 14, 22, 28; July 28; Aug. 26; Sept. 3.	May 16, 30 P.M.; June 13, 23, 27; July 25, Aug. 22, 27; Sept. 1	May 6, 7; June 8, 9; July 13, 14; Aug. 10, 11; Sept. 7.	April 23; May 25, 26; July 5, 6, 22, 23; Aug. 29, 30.
Lynn .....	May 10, 18; June 8, 15; July 12, 30; 30; Aug. 12; Sept. 5 A.M.	April 22, 23; May 25, 26; July 1, 2; Aug. 3, 4; Sept. 7.	May 4, 11; June 7, 25; July 4 A.M., 22, 27; Aug. 8 13.	April 29; May 7; June 3; July 8, 13; Aug. 10, 16; 19, 31,	May 3, 17, 30 A.M.; June 14, 22, 28; July 28; Aug. 26; Sept. 3.	MAJOR May 20, 21; June 17 A.M. 19; Aug. 5, 30; Sept. 10.	April 25, 26; May 27, 28; June 29, 30; Aug. 1, 2; Sept. 8.	May 13, 14; June 20, 21; July 15, 16; Aug. 24, 25; Sept. 2.
New Bedford	April 25, 26; May 30 P.M. June 4, 29; July 4 A.M.; Sept. 7, 25, 26.	May 22, 30 P. M.; June 11, 27; July 4 P.M., 26; Sept. 5 P.M., 6.	April 27, 28; June 2, 3, 17; July 5, 6; Aug. 6, 19.	May 18, 19; June 4, 22, 23; July 29, 30; Aug. 8, 29.	April 29, 30; June 1; July 7, 8; Aug. 9, 15, 16, 20.	MAJOR May 20, 21; June 17 A.M. 19; Aug. 5, 30; Sept. 10.	April 25, 26; May 27, 28; June 29, 30; Aug. 1, 2; Sept. 8.	May 10; June 15, 16, 25; July 27, 28; Aug. 22, 23.
Worcester .....	April 25, 26; May 30 P.M. June 4, 29; July 4 A.M.; Sept. 7, 25, 26.	May 22, 30 P. M.; June 11, 27; July 4 P.M., 26; Sept. 5 P.M., 6.	April 27, 28; June 2, 3, 17; July 5, 6; Aug. 6, 19.	May 18, 19; June 4, 22, 23; July 29, 30; Aug. 8, 29.	April 22; June 2, 3, 17, 18, 18; Aug. 3; Sept. 2, 10.	LEAGUE May 23, 24; June 10, 11; July 9, 20, 21; Aug. 17, 18.	May 4, 5; June 6, 7; July 11, 12; Aug. 12, 13, 31.	SHOES



# OFFICIAL EASTERN LEAGUE SCHEDULE, 1910.

	At Montreal	Toronto	Buffalo	Rochester	Providence	Jersey City	At Newark	At Baltimore
Montreal.....	WRIGHT	June 13, 14, 15; Sept. 1, 2, 13, 12, 13, 14, 15.	May *30, *30; June 1, July 7, 8, 19, 19; Sept. *5, *5, 6.	June 2, 3, 4; July *4, *4, 5, 6; Sept. 8, 9, *10, *10, *10, *10.	May 4, 5, 17, 18; June 23, 24, 25, 26; Aug. 29, 29; Aug. 15, 16, 17, 18.	April 21, 22, 23, 24, 25, 26, 27, 28; June 20, 21, 22.	April 25, 26, 27, 28; June 20, 21, 22.	April 29, *30, May 2, 3, 16, 17, 17, 18.
Toronto .....		& DITSON	July *4, *4, 5, 6; Sept. 8, 9, *10, *10	May *30, *30, 31; June 1, 7, 7, 8, 9; Sept. *5, *5, 6, 7	April 21, 22, 23, 24; June 17, 18, 19; Aug. 15, 16, 17, 18	May 4, 5, 17, 18; June 20, 21, 22; Aug. 3, 4, 5, 16	April 29, *30; May 1, 2, 28, 28, 29; Aug. 11, 12, 13, 13, 13	April 25, 26, 27, 28; June 9, 10, 10.
Buffalo .....			BOSTON	June 13, 14, 15, 16; July 11, 12, 13; Sept. 15, 16, 17, 17.	April 21, 22, 23, 24; June 17, 18, 19; Aug. 15, 16, 12, 13, 14.	April 25, 26, 27, 28; June 20, 21, 22; Aug. 15, 16, 17, 18.	April 21, 22, 23, 24; June 20, 21, 22; Aug. 3, 4, 5, 16.	April 21, 22, 23, 24; June 20, 21, 22; Aug. 3, 4, 5, 16.
Rochester .....			NEW YORK	May 26, 27, 28, 28; Sept. 1, 2, 3, 13, 12, 13, 14.	April 25, 26, 27, 28; June 20, 21, 22; Aug. 17, 8, 9, 10.	April 21, 22, 23, 24; June 20, 21, 22; Aug. 15, 16, 17, 18.	April 21, 22, 23, 24; June 20, 21, 22; Aug. 3, 4, 5, 16.	May 4, 5, 6, 7; June 27, 28, 29; Aug. 13, 14, 15, 16, 17, 18.
Providence .....				CHICAGO	June 2, 3, 4, 5, 15; Sept. 1, 2, 3, 4, 14.	June 9, 10, 11, 12; July 7, 8, 9, 10; Sept. 9, 10, 11.	June 6, 7, 8; July 11, 12, 13, 14; Sept. 19, 20, 21, 21.	June 13, 14, 15; July *4, *4, 5, 6, 6; Sept. 22, 23, 24, 24.
Jersey City .....					June 2, 3, 4, 5, 15; Sept. 1, 2, 3, 4, 14.	SAN FRANCISCO	May *30 P.M., June 1, 13, 15, 15; July 1, 13, 14; *4 A.M., *5, *5, *5, *5, 6, 7.	May 26, 27, 28, 29; June 11, 12, 13, 14.
Newark.....					May 26, 27, 28, 29; July 15, 16, 17; Sept. *5, *5, 6, 7.	PROVIDENCE	PROVIDENCE	June 9, 10, 11; July 7, 8, 9, 10; Sept. *12, *12, 13, 14.
Baltimore .....					May 30, *30, 30, 31; June 19, 20, 21; Aug. 19, 20, 21, 22.	May *29; June 6, 7, 8; July 1, 16, 16, 17, 17; Sept. *19, 20, 21.	June 2, 3, 4, 5, 6, 7, 8; July *10; Sept. 2, 3, 4, 5, 6, 7, 8.	CAMBRIDGE

† (before date) denotes Sunday.

\* (before date) denotes Holiday.

‡ (before date) denotes Saturday.



# WESTERN LEAGUE SCHEDULE FOR 1910.

Abroad	At Lincoln	At Sioux City	At Omaha	At Des Moines	At St. Joseph	At Topeka	At Wichita	At Denver
Lincoln .....	WRIGHT	May *30, *30, 31; June 1; July 7, 8, 9, 10; Sept. 22, 24, †25.	June 6, 7, 8, 9; July *4 P. M., 5, 6; July 17; Sept. 3, 14, *5, *5.	June 2, 3, 4, †5; July 11, 12, 13, 14; Sept. 18, 19.	June 6, 7, 8, 9; July *4 P. M., 5, 6; July 17; Sept. 3, 14, *5, *5.	May 4, 5, 6, 7, †8; Aug. 30, †31; Sept. 1, 2, 26, 27, 31; Sept. 1, 16.	April 26, 27, 28, 29; July 30, †31; Aug. 1, 2, 26, 27; Aug. †28, †28	April 23, 23, †24, 25; July 27, 28, 29, 29; Aug. 29, 30, 31; Sept. 1, 1, 2, 3; Aug. 3, 4, 5, 5; Sept. 10, †11, 12, 13.
Sioux City .....		AND	May 26, 27, 28, †29; July 19, 20, 21, 22; Sept. 26, 27, 28, 29.	June 6, 7, 8, 9; July 15, 16, †17, 18; Sept. 3, 4, *5, *5.	April 22, 23, †24, 25; July 30, †31; Aug. 1, 2; Aug. 29, 30, 31; Sept. 17, †28, †28.	May 4, 5, 6, 7, †8; Aug. 6, 17, 8, 9; Sept. 14, 15, 16.	May 4, 5, 6, 7, †8; Aug. 6, 17, 8, 9; Sept. 14, 15, 16.	April 30; May †1, 2, 3; Aug. 3, 4, 5, 5; Sept. 10, †11, 12, 13.
Omaha .....		June 2, 3, 4, †5; July 11, 12, 13, 14; Sept. 18, 19, 20, 21.	DITSON	May *30, *30, 31; June 1; July 7, 8, 9, 10; Sept. 22, 23, 24, †25.	April 5, 6, 7, †8; Aug. 17, 8, 9, 10; Sept. 14, 15, 16, 17.	April 22, 23, †24, 25; July 27, 28, 29, 29; Aug. 1, 2; Aug. 29, 30, 31; Sept. 17, †28, †28.	April 22, 23, †24, 25; July 27, 28, 29, 29; Aug. 29, 30, 31; Sept. 1, 1, 2, 3; Aug. 3, 4, 5, 5; Sept. 10, †11, 12, 13.	April 26, 27, 28, 29; July 30, †31; Aug. 1, 2, 3; Aug. 3, 4, 5, 5; Sept. 10, †11, 14, 15, 16.
Des Moines .....		June 14, 15, 16, 17; July *4, *4, 5, 6; Sept. 30; Oct. 1, †2, 3.	June 10, 11, †12, 13; July 23, †24, 25, 26; Sept. 6, 7, 8, 9.	84	April 22, 23, †24, 25; June 30; July 1, 2, †3; July 30, †31; Aug. 1, 2.	April 26, 27, 28, 29; July 27, 28, 29, 29; Aug. 15, 16, 17, 18.	April 22, 23, †24, 25; July 27, 28, 29, 29; Aug. 29, 30, 31; Sept. 1, 1, 2, 3; Aug. 3, 4, 5, 5; Sept. 10, †11, 12, 13.	May 4, 5, 6, 7, †8; Aug. 6, 17, 8, 9; Sept. 14, 15, 16.
St. Joseph .....		May †22, 23, 24, 25; June 18, †19, 20, 21; Aug. 11, 12, 13, 14.	May 14, †15, 16, 17; June 22, 23, 24, 25; Aug. 19, 20, †21, 22.	May 10, 11, 12, 13, 25; Aug. 29, 30, 31; Sept. 1	WABASH	May 26, 27, 28, †29; July 23, †24, 25, 26; Sept. 18, 19, 20, 21.	June 2, 3, 4, †5; July 19, 20, 21, 22; Sept. 6, 7, 8, 9.	June 6, 7, 8; July 8, 9, †10, †10; Sept. 3, 3, 4, *5, *5.
Topeka .....		May 10, 11, 12, 13; June 20, 21; July 26, 27, 28, 29; Aug. 19, 20, †21, 22.	May †22, 23, 24, 25; June 18, †19, 20, 21; Aug. 11, 12, 13, 14.	May 14, †15, 16, 17; June 22, 23, 24, 25; Aug. 26, 27, 28; Aug. †28, †28.	May *30, *30, 31; July 12, 13, 14, 14; Sept. 30; Oct. 1, 2, †2, 3.	AVE.,	June 6, 7, 8, 9, †10; Sept. 3, 4 *5, *5;	June 2, 3, 4, †5; July 19, 20, 21, 22; Sept. 6, 7, 8, 9.
Wichita .....		May 10, 11, 12, 13; June 22, 23, 24, 25; Aug. 23, 24, 25.	May †22, 23, 24, 25; June 18, †19, 20, 21; Aug. 11, 12, 13, 14.	May 18, 19, 20, 21; June 24, 25; June 26, 27, 28, 29; Aug. 19, 20, †21, 22.	June 10, 11, †12, 13; July 15, 16, †17, 18; Sept. 23, 24, †25;	CHICAGO	May †29; May *30, *30, 31; July 11, 12, 13; Sept. 17, †18, 19, 20.	May †29; May *30, *30, 31; July 11, 12, 13; Sept. 17, †18, 19, 20.
Denver .....		May 10, 11, 12, 13; June 18, †19, 20, 21; Aug. 11, 12, 13, 14.	May 18, 19, 20, 21; June 30; July 1, 2, †3; Aug. 15, 16, 17, 17, 18.	May †22, 23, 24, 25; June 24, 25; June 26, 27, 28, 29; Aug. 19, 20, †21, 22.	July 14, 15, 16, 17; July *4, *4, 5, 6; Sept. 26, 27, 28, 29.		May 26, 27, 28; July 23, †24, †24; July 25, 26; Sept. 30, †30, †30.	ILL.

## NORTHWESTERN LEAGUE SCHEDULE, 1910.

Abroad	At Seattle	At Spokane	At Tacoma	At Vancouver
Seattle .....	SEATTLE	May 30, 30, 31; June 1, 2, 3, 4, 5; July 12, 13, 14, 15, 16, 17; Aug. 23, 24, 25, 26, 27, 28.	April 26, 27, 28; May 20, 21, 22; June 7, 8, 9; July 1, 2, 3, 19, 20, 21; Aug. 12, 13, 14, 30, 31; Sept. 1, 16, 17, 18.	May 5, 6, 7, 23, 24, 24, 25, 26; June 16, 17, 18; July 5, 6, 7, 28, 29, 30; Aug. 18, 19, 20; Sept. 8, 9, 10.
Spokane.....	May 9, 10, 11, 12, 13; 14, 15; June 21, 22; June 23, 24, 25, 26; Aug. 2, 3, 4, 5, 6, 7. Sept. 20, 21, 22, 23, 24, 25	SPORTING	May 23, 24, 25, 26; 27, 28, 29; July 26, 27, 28, 29, 30, 31; Sept. 6, 7, 8, 9, 10, 11.	May 16, 17, 18, 19, 20, 21; June 27, 28, 29, 30; July 1, 2, 2; Aug. 8, 9, 10, 11, 12, 13; Sept. 12, 13, 14, 15, 16, 17.
Tacoma .....	April 23, 24, 25, 29, 30; May 1, 17, 18, 19; June 10, 11, 12, 28, 29, 30; July 22, 23, 24; Aug. 9, 10, 11; Sept. 2, 3, 4, 5, 13, 14, 15.	May 2, 3, 4, 5, 6, 7, 8; June 14, 15, 16, 17, 18, 19; July 4, 4, 5, 6, 7, 8, 9, 10; Aug. 16, 17, 18, 19, 20, 21;	GOODS	May 12, 13, 14; June 2, 3, 4, 23, 24, 25; July 14, 15, 16; Aug. 1, 2, 3, 4, 26, 27; Sept. 22, 23, 24.
Vancouver.....	May 2, 3, 4, 8, 27, 28, 29; June 14, 15, 19; July 4, 4; 8, 9, 10, 26, 27, 31; Aug. 16, 17, 21; Sept. 6, 7, 11.	April 23, 24, 25, 26, 27; 28, 29, 30; May 1; June 7, 8, 9, 10, 11, 12; July 19, 20, 21, 22, 23, 24; Aug. 30, 31; Sept. 1, 2, 3, 4, 5, 5.	May 9, 10, 15, 30 A.M., 31; June 1, 21, 22, 26; July 12, 13; Aug. 5, 6, 7, 23, 24, 25; Sept. 20, 21, 25.	COMPANY

Spokane vs. Vancouver, at Seattle—May 22, July 3, Aug. 14, Sept. 18.  
Tacoma vs. Vancouver, at Seattle—May 30 P. M., June 5, July 17, Aug. 28.

## A GREAT BASE BALL GAME

(BY T. A. DALY)

Oh, greata game ees basaball  
 For younga 'Merican,  
 But, O! my frand, ees not at all  
 Da theeng for Dagoman.

Oh, lees'en, pleass, I tal to you  
 About wan game we play  
 W'en grass ees green, an' sky ees blue  
 An' eet ees holiday.  
 Spagatti say: "We taka treep  
 For play da ball, an' see  
 Wheech side ees ween da champasheep  
 For Leettle Eetaly."  
 So off for Polo Groun' we go  
 Weeth basaball an' bat,  
 An' start da greata game, but, Oh,  
 Ee ees no feenish yat!  
 Spolatro ees da boss for side  
 Dat wait for catch da ball;  
 Spagatti nine ees first dat tried  
 For knock eet over wall.  
 An' so Spagatti com' for bat.  
 Aha! da greata man,  
 So beeg, so fat! da han's he gat  
 Ees like two bunch banan.  
 Spolatro peetch da ball, an' dere  
 Spagatti's bat ees sweeng,  
 An' queeck da ball up een da air  
 Ees fly like anytheeng  
 You know een deesa game ees man  
 Dat's call da "lafta-fiel."  
 Wal, dees wan keep peanutta-stan'  
 An' like for seetin' steell,  
 An' dough dees ball Spagatti heet  
 Ees passa by hees way,  
 He don'ta care a leetla beet  
 Eef eet ees gon' all day.  
 Da "centra-fielda man"—you know  
 Dat's nex' to heem—he call:  
 "Hi, why you don'ta jompa, Joe,  
 An' run an' gat da ball?"  
 But Joe he justa seetta steell  
 Teell ball ees outa sight.

Dees mak' so mad da centra-fiel'  
 He ees baygen to fight.  
 Den com'sa nudder man—you see,  
 I don'ta know hees name,  
 Or how you call dees man, but he  
 Ees beeg man een da game.  
 He ees da man dat mak' da rule  
 For play da gama right.  
 An' so he com' to dose two fool  
 Out een da fiel' dat fight  
 He push da centra-fielda 'way—  
 An' soocha names he call!—  
 An' den he grabba Joe an' say:  
 "Com', run an' gat da ball."  
 But Joe ees growl an' tal heem: "No,  
 Ees not for me at all.  
 Spagatti heet da ball, an' so  
 Spagatti gat da ball!"

Oh, greata game ees basaball.  
 For young 'Merican,  
 But, O! my frand, ees not at all  
 Da theeng for Dagoman.

---



# INDEX

	Page		Page
Schedules for 1910:		National Association Pennant Winners for 1909..... 33	
American League.....	190	National League Pennant Winners from 1876-1909 inclusive.....	33-34
American Association.....	191	National League, Annual Meeting 1909.....	31
Eastern League.....	194	New Association Proposed.....	30
National League.....	189	No-Hit Games.....	41-43
New England League.....	193	Officers National Association of Minor Leagues.....	32
Northwestern League.....	196	Players' Contracts for 1909 ..	34
Southern Association.....	193	Publishers' Notice.....	6
Western League.....	195	Series for World's Championship.....	35-38
Base Ball Rules:		Sensational Pitching—By Adams.....	21-23
Base Running.....	175-180	Signals in Base Ball, by T. H. M.....	14-15
Batting.....	172-175	Suggestions as to Cost of Outfits.....	200
Field.....	184	Training Ball Teams.....	19
General Definitions.....	185	Utility Ball Player.....	27-30
Ground.....	163-170	Why Balls Must Be Sealed... ..	13
Penalties for Violations.....	182-184	World's Champions, 1885-1909 inclusive.....	38
Pitching.....	170-172	League Players' Averages:	
Summary.....	188	American Association.....	62-70
Umpires and Their Duties.....	180-182	American League.....	51-58
Pictures:		Bible Class League, Chicago.....	59-61
Bible Class League of Chicago.....	60	Blue Grass League.....	161
Boston Nine Champions, 1872-1875 inclusive.....	12	California State League.....	148-152
Cummings, Arthur.....	13	Carolina Association.....	161
Diagram of Ball Field.....	162	Carolina League.....	161
How to Grip Ball to Get Different Curves.....	16	Central Association.....	141-147
Josephs.....	11	Central League.....	160
Lajoie, Larry.....	25	Central Kansas League.....	161
Mathewson, Christy.....	22	Connecticut League.....	105-111
Morrill, John F.....	7	Eastern League.....	70-78
Murnane, T. H.....	9	Indiana, Illinois, Iowa League.....	111-119
Wagner, Hans.....	25	Kansas State League.....	161
Wright, George.....	2	Minnesota, Wisconsin League.....	161
Wright, Harry.....	11	National League.....	44-50
A Great Base Ball Game (Poem) by T. A. Daley.....	197-198	New England League.....	98-104
American League, Annual Meeting.....	31-32	New York State League.....	153-158
American League Winner from 1900-1909 inclusive....	34	Northwestern League.....	119-125
Art of Base Running.....	19-21	Ohio State League.....	161
Art of Batting.....	25-27	Ohio-Pennsylvania League.....	160
American League.....	31-32	Pacific Coast League.....	79-84
Base Ball Records.....	12-13	Pennsylvania, West Virginia League.....	160-161
Evolution of Base Ball.....	11-12	Rhode Island League.....	159
How to Play Different Positions.....	15-19	Southern Association.....	85-91
Introduction.....	5	South Atlantic League.....	160-161
Leading Batsmen of National League Since 1876.....	39	South Michigan League.....	161
Leading Batsmen of American League Since 1900.....	39	Texas League.....	133-141
Left Hand Pitching.....	23-25	Tri-State League.....	160
Major League Clubs—Standing for Season 1909, by Months.....	39-41	Virginia League.....	160
		Western Association.....	126-133
		Western League.....	91-98
		Wisconsin, Illinois League.....	161

# SUGGESTIONS

Showing the cost to outfit clubs by an expert who has purchased supplies for a Major League Club for ten years, and has assisted men and boys in selecting their outfits for the past 17 years.

## SUGGESTION NO. 1—ALL MAJOR LEAGUE QUALITY

10	Major League Uniforms	}	\$162.70
1	“ “ Catcher's Mask		
1	“ “ “ Protector		
1	“ “ “ Mitt		
1	Club Bat Bag		
12	Major League Bats		
6	Major League or Victor League Balls		

## SUGGESTION NO. 2—COLLEGE AND MINOR LEAGUE QUALITY

10	W. & D. Victor Professional Uniforms	}	\$117.70
1	Major League Catcher's Mask		
1	“ “ “ Protector		
1	“ “ “ Mitt		
1	Club Bat Bag		
12	Major League Bats		
6	“ “ or Victor League Balls		

## SUGGESTION NO. 3—FOR SOCIETY, HIGH SCHOOL AND AMATEUR TEAMS

10	W. & D. No. 82N Victor Club Uniforms	}	\$73.00
1	No. 313 Catcher's Mask		
1	No. 9 “ Mitt		
1	No. 311 “ Protector		
1	No. 322B Bat Bag		
$\frac{1}{2}$	doz. League Bats		
$\frac{1}{2}$	doz. Major League or Victor League Balls		
1	W. & D. B. B. Guide		

## SUGGESTION NO. 4—FOR BOYS AND SCHOOL TEAMS, AGES 12 TO 18 YEARS

9	W. & D. No. 84E Victor Amateur League Uniforms	}	\$41.00
1	No. 312E Catchers' Mask		
1	No. 11C “ Mitt		
1	No. 1 “ Protector		
6	No. 88 Balls		
3	No. 3 Amateur Bats		
1	W. & D. B. B. Guide		

## SUGGESTION NO. 5—FOR YOUNG BOYS

9	W. & D. No. 85F Victor Winner Uniforms	}	\$31.00
1	No. AM Catcher's Mask		
1	No. 314C “ Protector		
1	No. 4M “ Mitt		
2	No. 90 Boys' League Balls		
2	No. 3B Bats		
1	W. & D. B. B. Guide		

# THE WRIGHT & DITSON

## Major League Base Ball Goods

*Major League* represents the highest League that base ball players can aspire to. The name *Major League* represents the best in base ball, and in presenting our *Major League* line of base ball goods we have no hesitation in saying that there can be no better.

# THE WRIGHT & DITSON

## Major League Ball

No. MLB The *Major League* ball is made regulation size and weight, and in every way up to the specifications called for in the Rules under which the *Major Leagues* play ball.

The cover is selected **Horse Hide**, noted for its strength.

The yarn is the best woolen which experience has proven to be the best for base balls.

The Rubber Centre is **Pure Rubber**.

The stitching of red and green thread is the strongest and most suitable for base ball covers.

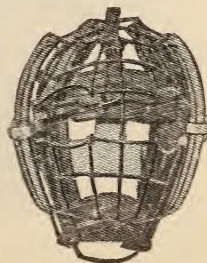
We guarantee the *Major League Ball* to retain its shape and last the full nine innings. Each ball put up in a sealed box.

No. MLB *Major League Ball* . . . . . Price Each \$1.25



## Major League Catcher's Mask

No. M6 *Major League* Catcher's Mask is the strongest and most satisfactory mask ever constructed for protection from violent concussions occasioned by foul tips from speedy pitching. The wire is the strongest, and the joinings are made in such a way that they cannot break. The padding is shapely and of sufficient size to prevent jarring. Has a removable sunshade and strap of the latest up to date pattern



No. M6 *Major League Mask* . . . . . Each \$4.00

## No. CP Major League Catcher's Mitt




This is the mitt the greatest catchers use and recommend, the shape being the style that holds the ball best, with deep pocket moulded centre, stiff at end of fingers, covered with the very best and stickiest leather for base ball catching.

No. CP Major League Mitt Each \$8.00

---

## Major League Catcher's Body Protector No. 310

This protector is the one that catchers who need protection should use, is full size and protects the parts of the body that need it most, made of the highest grade Pure Rubber, covered with the strongest fabric, full size, highly guaranteed.



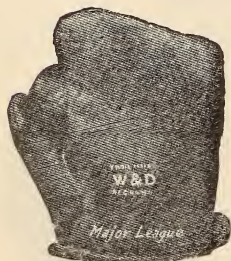
No. 310 Major League Catchers

Body Protector

Each \$10.00

---

## Major League Baseman's Mitt



Our No. CGM Major League Baseman's Mitt is the latest kind, known as a Glove Mitt, is made of black leather, square at end so that ground balls may be handled easily and surely, has a deep pocket which the ball sticks in, is large size, in fact the ideal mitt for First Base Players.

No. CGM Major League Glove Mitt

Each \$4.00



## Major League Fielder's Mitt

No. FGM *Major League* Fielder's Mitt is of the regulation size allowed for fielders, made of superior quality soft black horsehide, with a deep pocket, and said to be the surest catching style mitt, suitable for pitchers as well as fielders, being the latest glove mitt pattern.



Each \$3.50

No. FGM *Major League* Fielder's Mitt

## Major League Fielder's Glove

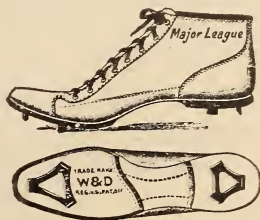
No. FPL *Major League* Fielder's Glove is made of the very best light colored leather, large size with big little finger, superior quality padding with deep pocket, in fact the glove that all *Major League* Players use - - Leather Lined.

No. FPL *Major League* Glove Each \$3.50



## No. 4-0 Major League Shoe

This shoe is made on the last that experience has proven to be the best for speed and strength, the leather the choicest and strongest kangaroo, the spikes the best Razor Steel, the style the famous sprint that all fast players use. Speed counts, and players who aspire to the *Major League* should use the best shoe.



No. 4-0 *Major League* Shoe

Per pair \$7.00

## Major League Bat



No. M *Major League* Bat made of the choicest selected second growth ash, noted for its hardness and driving qualities, finished in natural color, The shape is a combination of the styles used by *Major League* players, medium size handle and large size body, giving the player a full size driving surface. Made in medium and heavy weights, and medium and long in length.

No. M *Major League* Bats

Each \$1.00

## Major League Base Ball Uniform

No. MLO *Major League* Uniform. The flannel from which the shirts, pants and caps are made is the kind that has for years proved to be the best for the hard use or wear it is subject to by *Major League* Playors, who play every day during the season. The cloth is sheared and shrunken before cutting up, so that it stands washing better than any other. The pattern is roomy, giving freedom of movement and comfort. *Major League* stands for the best, and the Uniform, consisting of shirt, pant, cap, stockings and leather belt, comes in various colors and any style shirt or cap.



No. MLO *Major League* Uniform sample card on application. Special price to Clubs ordering 9 or more complete Uniforms.

Per Suit \$12.50

## WRIGHT & DITSON

BOSTON

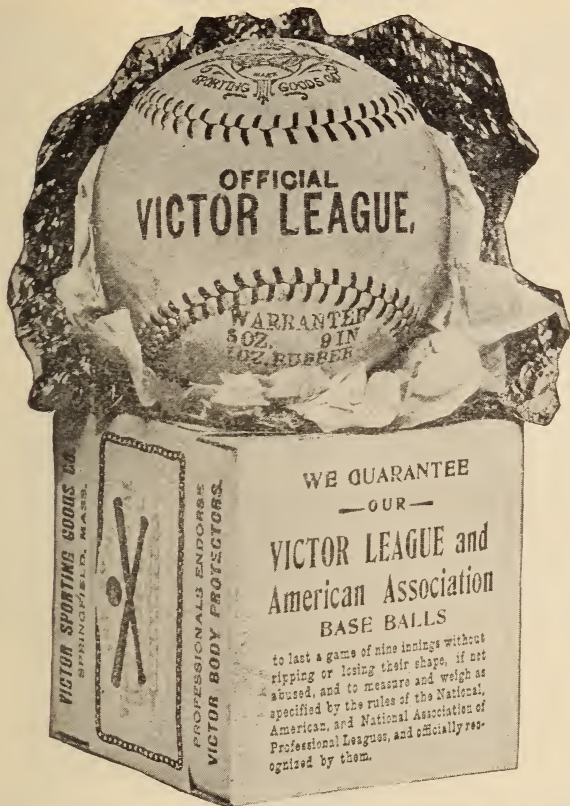
NEW YQRK  
PROVIDENCE

CHICAGO

SAN FRANCISCO  
CAMBRIDGE

WRIGHT & DITSON

## BASE BALLS



No. 91

Each 1.25

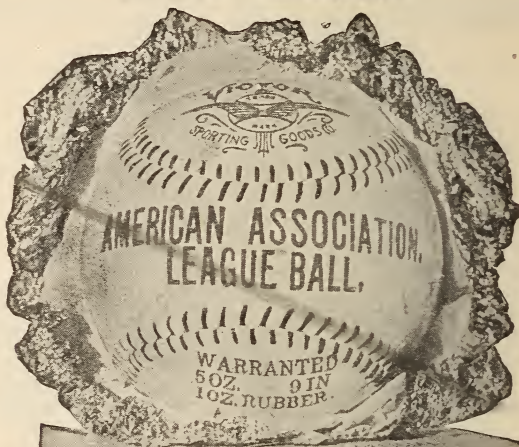
## Official Victor League

Absolutely the Best in Materials and all Details of Construction.  
Guaranteed for a Full Game, and Warranted Positively  
Official for Use in any Game Played Under  
the National Agreement Rules.

Adopted and Used Continuously by Many of the Biggest Leagues

WRIGHT & DITSON

BASE BALLS



VICTOR SPORTING GOODS CO.

PROFESSIONAL ENDORSE  
VICTOR BODY PROTECTORS.

WE GUARANTEE  
— OUR —  
VICTOR LEAGUE and  
American Association  
BASE BALLS

to last a game of nine innings without  
ripping or losing their shape. If not  
abused, and to measure and weigh as  
specified by the rules of the National  
American, and National Association of  
Professional Leagues, and officially re-  
cognized by them.

No. 91A

Each 1.25


American Association League

Highest Grade Materials and Perfect Workmanship. Guaranteed for a Full Game. Complies with the Requirements of the National Agreement Rules, and will Give Universal Satisfaction.

Adopted by Many Schools, Colleges, and City Leagues



BASE BALLS



**No. 88 Each 1.00**  
Victor National Association, regulation in size and weight, and fully guaranteed. Horse Hide Cover, Rubber Center, All Wool Yarn. Carefully sewed.




**No. 90 Each .75**  
Victor Official Boys' League. Made exactly like our No. 91 Official Victor League, except smaller in size for the Boys. Fully Guaranteed.



**No. 87 Each .75**  
Victor College League. Made with Rubber Center and Wool Yarn winding. Has selected Horse Hide Cover, and is Perfectly Sewed. A Popular Ball.




**No. 92 Each .50**  
Victor Amateur League. Made from selected materials. Official in size and weight, carefully Sewed. Horse Hide Cover.



**No. 93 Each .50**  
Vic or Junior Special, Junior Size, Horse Hide Cover and Yarn Winding. Has Rubber Center and the new Red and Green Sewing.




**No. 50 Each .50**  
Victor High School League, Regulation Size and Weight, carefully Constructed, and has Horse Hide Cover.



**No. 51S Each .25**  
Victor American Junior League, Standard Junior Size, Horse Hide Cover, is very Lively, and has Red and Green Stitching.



**No. 52 Each .25**  
Victor Pitchers' Pride. Full Regulation Size and Weight, with Horse Hide Cover. A well-made Ball, with careful stitching.



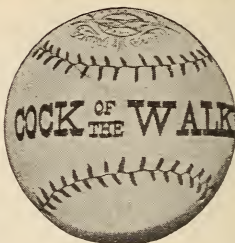
**No. 51 Each .25**  
Victor Junior League, Standard Junior Size, Lively Center, Selected Horse Hide Cover and High Grade Stitching.

All Balls on this page come in Individual Sealed Boxes.

BASE BALLS




**No. 53 Each .25**  
**Victor Professional.** Made Full Size and Weight with Strong Leather Cover. Special Firm Center and Careful Stitching. Individual Sealed Box.



**No. 58L Each .10**  
**Victor Cock of the Walk.** Extra Size with Victor Original Beva Waterproof Cover. Firm Lively Center and Careful Stitching. One Dozen in a Box.




**No. 58 Each .10**  
**Victor Little Victor.** Standard Boys' Size with Beva Waterproof Cover. A substantial, Well Sewed Ball. Packed in Individual Sealed Box.



**No. 58S Each .10**  
**Victor Boys' Favorite.** Small Size with Careful Stitching. Lively Center. Beva Waterproof Cover. Individual Sealed Box.



**No. 59A Each .05**  
**Victor Champion.** Extra Size Ball, carefully made and stitched. Firm Center and Beva Waterproof Cover. One Dozen in a box.



**No. 59 Each .05**  
**Victor Star.** Standard Size 5 cent Ball with Beva Waterproof Cover. Durable Center and Careful Stitching. One Dozen in a Box.



**No. 60 Each .50**  
**Victor Pastime.** Full Size, Horse Hide Cover and Perfect Stitching. The Pastime and the Play Ball are made with Hair Stuffed Center and are meant for use indoors or at picnics or other crowded places. Packed in Individual Sealed Boxes.



**No. 61 Each .25**  
**Victor Play Ball.** Junior Size with Beva Cover and Perfect Stitching.

**Special Notice**

OUR GUARANTEE ON BASE BALLS DOES NOT COVER BALLS THAT HAVE BEEN WET OR BALLS THAT HAVE BEEN CLEARLY CUT BY SHARP STONES OR OTHER OBJECTS THAT HAVE NO PLACE ON A BALL FIELD. NO CLAIMS CONSIDERED UNLESS BALLS ARE SENT FOR OUR EXAMINATION AT THE TIME THE DEFECTS APPEAR.



BASE BALL BATS



**VICTOR PROFESSIONAL GRADE BATS.** All Hand Turned. Made from Finest Straight Grained, Strictly Air Dried, Second Growth White Ash. Unequaled for Driving Power. Choice assortment of Weights and Lengths. Perfect in Finish and Balance.

No. 94	Taped Handle, Special Rubbed Finish	. . .	Each 1.00
No. 95	Plain Handle, Flame Burnt Finish	. . .	Each 1.00
No. 97	Plain Handle, Green Tinted Oil Finish	. . .	Each .75
No. 98	Plain Handle, Natural Rubbed Finish	. . .	Each .75

(No. 98 has six distinct models to every dozen, and is specially recommended for Clubs.)



No. 99	Men's Size, Regular Models, Genuine Ash, Burnt Finish	Each .50
No. 101	Men's Size, Regular Models, Natural Finish Ash with Taped Handle	Each .35
No. 100	Men's Size, Regular Models, like 101, with Plain Handle	Each .25
No. 95B	Boys' Professional Model in Burnt Finish Ash, 31 inches	Each .25
No. 96S	Boys' Bat, Selected Hard Wood, 30 inches	Each .

All Bats except 96S come one dozen to a crate. No. 96S comes three dozen to a crate.

## The Demon Base Ball Bats

32-INCH



33-INCH



34-INCH



The Demon Bats are made after the fine tapering model so popular with many of the hardest hitters—small at the handle, tapers gradually to the middle, and from there to the end is full size. This is the shape that all the heaviest batsmen use. The wood in the Demon Bats is the *hardest* that can be found, and, as we pay a fancy price for the selected stock, base ball players may feel certain that they are getting the very best. The Demon is made in three lengths, medium weight. The 32-inch bat is a splendid one for young players.

**THE DEMON BATS. Each, \$1.00**

## The Little Giant Bats

29-INCH



30-INCH



31-INCH



32-INCH



The Little Giant Bats are made after the famous bottle shape pattern, small at the handle and bulging out about a foot from the end of handle, making the main or striking part of the bat full size—just the kind for blocking, bunting or sacrifice hitting. The wood from which the Little Giant Bats are made is the choicest that can be found in America's best timber fields. Every bat highly guaranteed. Every batsman should have a Little Giant in his bag. Made in four lengths, to suit the fancy of the player. Not too heavy, and beautifully balanced. The 30-inch is an ideal bat for young players.

**LITTLE GIANT BATS. Each, \$1.00**



WRIGHT & DITSON

# WRIGHT & DITSON LAJOIE BASE BALL BAT



THE LAJOIE BAT has given universal satisfaction, the wood being thoroughly seasoned. Players who want a splendidly balanced bat, a good hard driver and a superior bat for blocking, bunting or hard hitting, will find that the Lajoie will fill the bill. The Lajoie Bat is made in assorted lengths, 32½, 33 and 34 inches.

**The Lajoie Bat, Taped or Plain Handle. Each, \$1.00**

## The Victor Bat (Cobb Model)

No. V. Made of the very best thoroughly seasoned second growth **Ash**, noted for its driving qualities. The shape is the latest, large at the end and tapering gradually towards the handle. A splendid bat for hard hitting. Made in long, medium and short lengths, and heavy and medium weights.

**No. V. Victor Bat. . . . \$1.00**

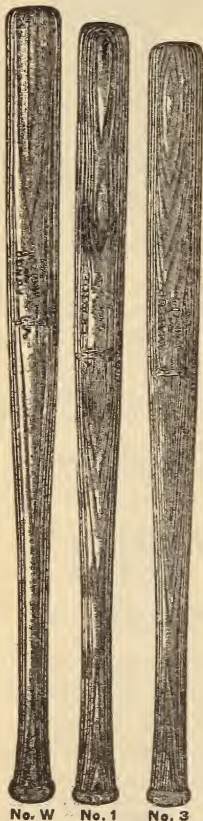


LAJOIE

No. V

WRIGHT & DITSON

# Wright & Ditson Base Ball Bats



WRIGHT & DITSON FUNGO  
BAT. Made of soft light wood,  
for knocking fly and ground balls  
to fielders.

No. W. Each, 50c.

LEAGUE MODEL. Has been se-  
lected with the greatest care from  
the choicest seasoned selected ash,  
and after the most approved models.  
Finely finished, burnt style.

No. 1. Each, 50c.

WRIGHT & DITSON AMATEUR  
BAT. Splendid model. Hard  
driving ash.

No. 3. Each, 25c.

WRIGHT & DITSON DEMON, JR.  
BAT. The best models, and finest  
bat for young boys.

No. J. Each, 50c.

BOYS' LEAGUE. Is made of the  
very best ash; well balanced and  
popular models, with the ends  
finished in the popular burnt style.

Either plain or taped handle.

No. 3B. Each, 25c.

YOUTHS'. Is modeled after the  
style of the men's bats. Made of  
ash, nicely finished well balanced.

No. 4. Each, 10c.

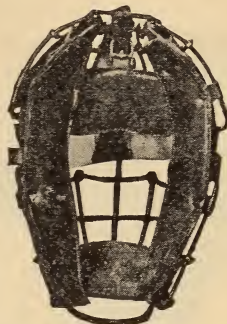
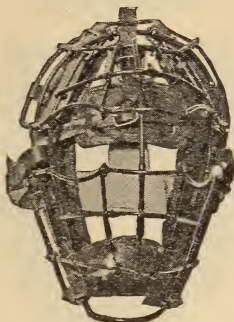
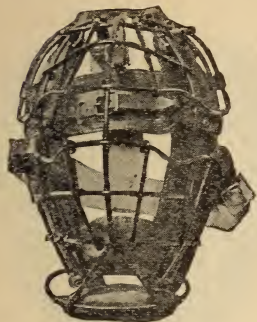


## How to Play First Base

Procure our 26' Mitt; it will give you confidence. Take an easy position, slightly in front of the base. If the ball is thrown to the right, put your left foot on the bag, and, if to the left, your right foot; by so doing you can reach widely thrown balls easily. Keep your eye on the ball and be ready to back up the other positions.



**MASKS**



These Cuts show Masks fitted with our **Victor Patented Spring Cushion Face Straps** or **Flexible and Adjustable Leather Bands** which swing clear of the Face and **Lessen the Jar** when struck by **Foul Tips**.

**No. 315N**      Each **4.00**  
**Best Quality Heavy Steel Wire** in **Dead Black Finish**. **Calfskin Face Straps** and **Special Neck Protecting Extension**, **Overhead Strap**, and **Strong Elastic Attachments**. **All Joints Firmly Secured**.

**No. 315**      Each **3.50**  
 Like 315N without **Neck Extension**.

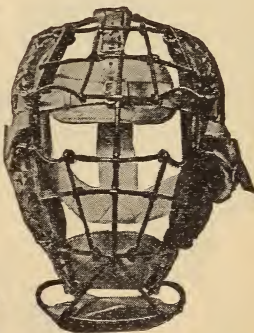
**No. 315T**      Each **3.00**  
 Like 315 except **Natural Nickel Finish**.

**No. 312P**      Each **2.50**  
 Like 315 except **Lighter Weight Wire** for **Boys**.



**No. 313S**      Each **4.00**

**Best Heavy Steel Wire** in **Dead Black Finish**. **Special Leather Sunshade** together with **Overhead Straps** and **Two Full Length Hair Stuffed Side Pads** which are **Laced on**. **Calfskin Chin and Forehead Pieces**.



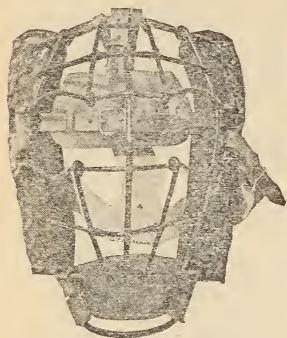
**No. 314N**      Each **3.00**

**Best Heavy Steel Wire**

in **Dull Black Finish** to **Prevent Reflection**. **Overhead Strap**, **Calfskin Rests**, **Neck Protecting Piece**, and **Hair Stuffed, Full Length Laced Side Pads**.

Victor Masks show a study of the **Catcher's Comfort** as well as his **Safety**. They **Fit and Feel Just Right**. Made in our **Own Factory**, where every detail of **Construction** comes under our **Immediate Personal Supervision**.

MASKS



No. 313L

Each 3.00

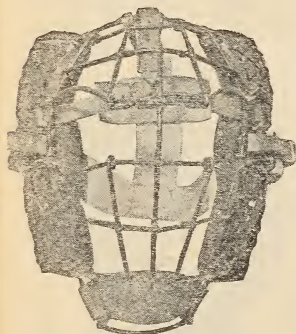
Best Grade Heavy Drawn Steel Wire, in Dead Black Finish, which cannot chip off. Made with Two Continuous Laced-on Side Pads, which are themselves Laced, so as to allow catcher to Adjust or regulate Stuffing at will. These are Perfect Fitting Masks, and they Combine Every Element of Safety and Comfort. Have Heavy Overhead Strap and Calfskin Chin and Forehead Pieces.



No. 313

Each 2.50

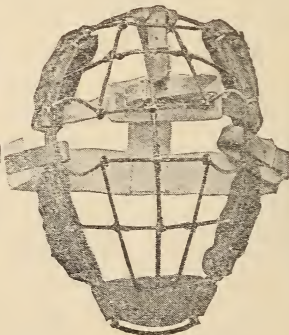
Best Grade Heavy Dead Black Finish Steel Wire like 313L, but without the Adjustable Lacing for the Pads. These are strong, well-made masks.



No. 314

Each 2.25

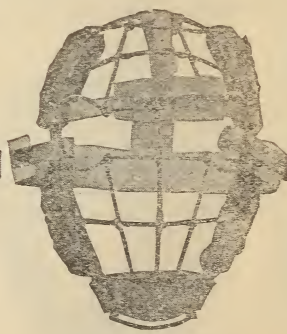
Heavy Blacked Steel Wire, with the new style Adjustable Laced Side Pads. Perfect Fit Assured. Overhead Strap, and Carefully Formed Chin and Forehead Rests.



No. 312N

Each 2.00

Same Heavy Wire and same Careful Make-up as 314, but made with Four Laced Pads, which do not carry the Adjustable Lacing.



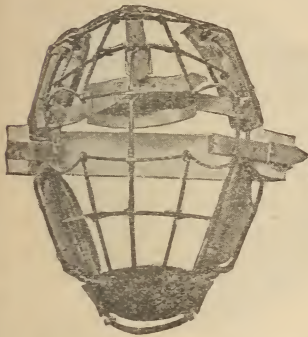
No. 312E

Each 1.50

A Strong, Well-Made Mask in Black Enamel Finish from Good Quality of Steel Wire. Nicely Fitted Chin and Forehead Pieces.



MASKS



No. 312 Each 1.00

Regular Men's Size in Black Finish Wire. Is Strong and Serviceable. Made with Four Side Pads, Chin and Forehead Rests.



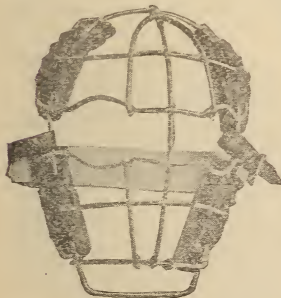
No. AB Each 1.25

Best Grade Boys' Size Mask from Strong Black Finished Wire. Has Chin and Forehead Pieces, with Four Laced Side Pads.



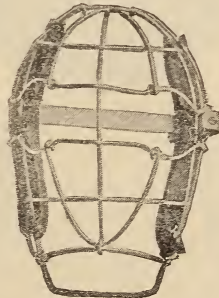
No. AM Each 1.00

Very High Grade Boys' Mask in Natural Wire Finish. Well Stuffed Laced Side Pads, together with Forehead and Chin Supports.



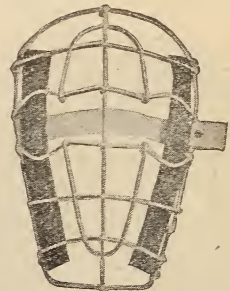
No. BM Each .75

A Strong Mask for Boys. Made Natural Wire Finish, and has Four Laced Side Pads.



No. CM Each .50

Strong Wire Mask in Boys' Size. Two Continuous All Leather Laced Side Pads.




No. DM Each .25

Popular Mask for Boys. Good Weight Wire. Made with Two Full Length All Leather Side Pads.

Victor Masks represent Quality in every stage of their make-up. It is not safe for Catchers to have anything but the Best Values for their money when they buy a Mask. Victor Goods combine all the Desirable Elements.

## CATCHERS' MITTS

**VICTOR CATCHERS' MITTS** are the Accepted Standard among Leading College and Professional Players, and display the Highest Development in the Science of Mitt Manufacture. We Guarantee the Best of Materials and the Utmost Care in Construction, and by our close acquaintance with the prominent catchers of the country, are assured that our Patterns and Styles are Exactly Right. The following points are to be noted as Practically Exclusive Victor Characteristics: Our Mitts are based on a scientific study of the Catcher's needs, and as a result are Strictly Correct in Size, Weight, and Shape, and Perfect in Balance. The Padding is treated by an Exclusive Process which Removes the Resiliency and Prevents Balls from Bounding Away. The Pocket in all Victor Mitts is Deep and Accurately Formed. Catchers who use Victor Mitts have a Feeling of Safety and Comfort, which lets them do their best work.



No. Each  
**16A 8.00**

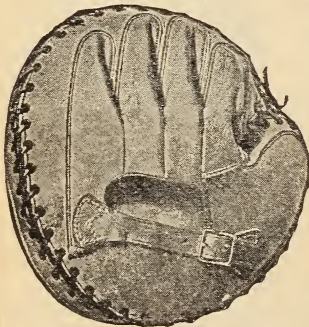
**Victor Model Hollow Palm Style**, made from Best Oil Tan Specially Prepared Russia Calf, which combines great strength with handsome appearance. It is Waxed Stitched throughout and has the highest grade of Hand Sewed Asbestos Felt Padding properly reinforced to keep it in Permanent Form. Made with Leather Thong Lacing around edge and at Thumb Connection Has Calfskin Strap and Buckle at Wrist. **Positively Ready Broke** and warranted the best Mitt that can be devised.



No. Each  
**16C 7.00**

The Very Choicest grade of Soft, Pliable, Black Calfskin, on same pattern and in same general style as No. 16A. These two Mitts are lighter by several ounces than the best values in other makes. This feature counts with the big catchers.

Many styles of Victor Mitts (see following pages) are equipped with a Special Patented Stiffening, inserted around the outer edge. This adds to the Protecting Value of the Mitts and also serves to keep them Permanently in Shape without Breaking Down.



Rear view of Victor Mitts showing carefully shaped Raised Finger Partitions and Close Fitting, Well Formed Thumb. Also Strong, Substantial Strap and Buckle Feature,







## CATCHERS' MITTS



Victor Mitts  
are Guaranteed  
Perfect in  
Shape,  
Size,  
Weight,  
and  
Balance.



No. 7  
Each 7.00

Famous Alaska Buckskin which stays soft and pliable under all conditions. Strong and Handsome. Has Leather Thong Laced Edge and Rawhide Lacing at the thumb. This Mitt is Ready Broke with Deep and Permanent, well formed Pocket.



No. 8  
Each 7.00

Best Grade of Soft, Pliable Drab Tan Horse Hide, with Double Stitched, Reinforced Palm, and carefully shaped, Deep Pocket. Leather Thong Laced Edge and Leather Connecting Lace at Thumb.



No. 15L  
Each 7.00

Our Special College Pattern from highest grade of Soft French Calfskin. Perfect in every detail. See note below for Full Description of Special Features.



No. 16N  
Each 6.00

Victor Hollow Palm Style, from Selected Tan Calfskin. Hand-shaped Padding, with Special Reinforcement to keep the shape.

No. 9  
Each 6.00

Mitt from Selected Drab Horse Hide, with Back and Fingers from Choice Yellow Calfskin. Original Victor Patent Triple Strap Thumb Attachment.

All the Mitts on this page are Sewed with Heavy Waxed Linen Thread, and have Leather Thongs for the Lacings. Padded with best grade of Asbestos Sheet Felt and finished (except No. 16N) with our Patent Stiffening Around Edge. All have Strap and Buckle and Full Formed Fingers.

CATCHERS' MITTS

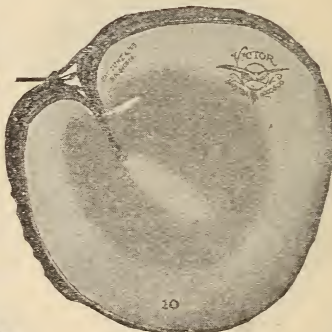


Victor Mitts  
Produce Good  
Catchers.  
They Fit, Feel,  
and Hang  
Just Right.



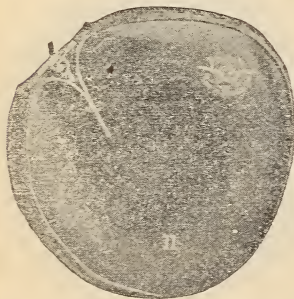
No. 6 Each 5.00

Best Oil Tan Veal Skin on our Leading College Model. Waxed Linen Stitching and Highest Grade Sheet Padding. Strong and Perfectly Balanced.



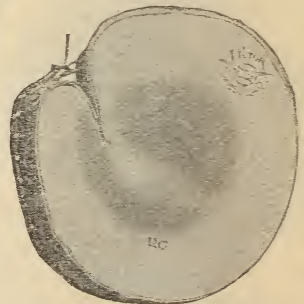
No. 7H Each 4.00

Strong Black Horse Hide Front and Fingers with Dark Green Goat Back. Waxed Stitched Throughout, and Asbestos Sheet Felt Padding. A very Substantial Mitt.



No. 10 Each 3.50

Palm and Fingers are Selected Drab Horse Hide and Back is Choice Brown Yucatan. Popular Professional Model with Well Formed Pocket.



No. 11 Each 3.00

Made with Front and Fingers from Strong and Handsome Boulevard Horse Hide. Back is Selected Oak Tan and Workmanship Throughout is Guaranteed Perfect.

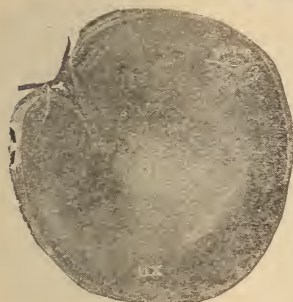
No. 11C Each 2.50

Front and Fingers are Strong Drab Horse Hide and Back is Choice Chrome Tan. The Mitt Shows Great Care in Every Detail of Construction

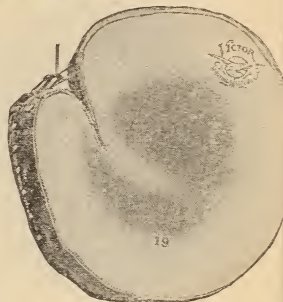
The Mitts on this page are all made with Laced Edge and Laced Connection at the Thumb. They have our Patented Stiffening Around Edge to Preserve the Pocket. Strap and Buckle at Wrist and Ready Shaped Raised Finger Stalls



## CATCHERS' MITTS



**No. 19B**      **Each 1.50**  
 Front and Fingers from Best Oak Tan and Back from Selected Brown. Has Laced Edge and Ready Broke Pocket with Patent Stiffening.



**No. 19**      **Each 1.50**  
 Choice Drab Horse Hide Front with Chrome Tan Back and Brown Fingers. Laced Edge with Special Firm Padding and Well Shaped Pocket. Has Patent Stiffening.

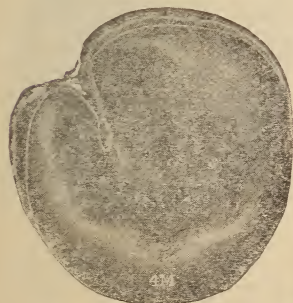
**No. 11X**      **Each 2.00**

Our Challenge Value, Strong Black Cowhide Palm and Fingers, with Oak Tan Back. Special Firm Padding and Carefully Formed Pocket. Has Laced Edge and Patent Stiffening.



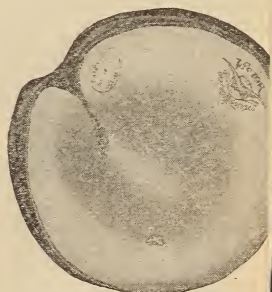
**No. 4L**      **Each 1.00**

Full Sized Mitt, with Laced Edge. Special Mouse Colored Drab Tan with Deep, Well Formed Pocket. See cut of No. 4S.



**No. 4M**      **Each 1.00**

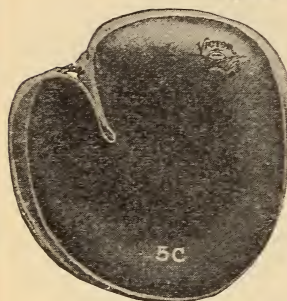
Full Sized Mitt from Fine Brown Tan Throughout. Carefully Padded with Deep, Nicely Made Pocket, and has Laced Edge.



**No. 4S**      **Each 1.00**

Full Sized Mitt from Special Drab Tan with Brown Back. Like 4L, with Plain Edge.

CATCHERS' MITTS




No. 5F Each .50

Brown Tan Leather Palm and Fingers and Strong Brown Back. Has Laced Back and Laced Thumb Fixture. Medium Size.



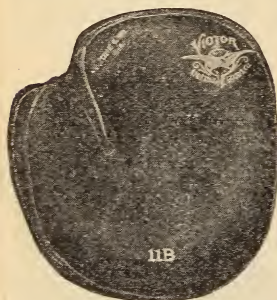
No. 5C Each .75

Strong Black Tan Front and Fingers with Rich Wine Colored Back. Strap and Buckle at the wrist, and Laced Thumb Fixture.



No. 5 Each .50

A popular Boys' Mitt. From High Grade Brown Tan Stock. Generous in Size. Has Buckled Back and Laced Thumb.



No. 21N Each .25

Dark Wine Tan Palm and Fingers with Strong Canvas Back. Laced Thumb and Wrist. A Durable Boys' Size Mitt.



No. 11B Each .50

Strong Black Tan Front and Fingers with Sage Green Back. Buckled at Wrist and Laced at Thumb. Boys' Size.



No. 21D Each .25

Palm and Fingers from Brown Tan Leather with Strong Brown Back. Laced at Thumb and Wrist. Boys' Size.



**BASEMEN'S MITTS**

No. 26

Each 4.00

Best Russia Tan Calfskin on Special Extra Large Professional Pattern with Buckled Back. Sewed with Waxed Linen Thread and has Leather Thong Lacing Around Edge and at Thumb. Selected Victor Quality Padding and a Guaranteed Perfect Pocket. Raised Finger Partitions which are Carefully Shaped and Formed Permit Full Control of Hand and Fingers and Impel Perfect Fielding.



No. 26C Each 3.50

Special Victor Professional Model in Standard Size. Best Russia Tan Calfskin with All Leading Victor Features as shown in Nos. 26 and 26A.

No. 26E Each 3.50

Best Drab Horse Hide. Made like Foregoing Styles. Perfect Balance, Extreme Flexibility, and Great Durability are combined in Victor Mitts.

No. 26S Each 3.00

Best Soft Pliable Black Calfskin, Faultless in Shape, Style, Fit, and Balance.

No. 26G Each 2.50

Latest Eiderdun Calfskin, with all the Special Details mentioned for the Higher Grades.

No. 26B Each 2.00

Front of Boulevard Horse Hide and Brown Tan Back.

No. 26R Each 2.00

Drab Horse Hide Front and Brown Back.



No. 26A Each 4.00

Regulation Size. From our Choice Alaska Buckskin. Has All the Features mentioned for No. 26. These Mitts Cannot be Improved in Balance and Finish, and they are Ready Broke.

No. 26K Each 1.75

Selected Oak Tan.

No. 26N Each 1.50

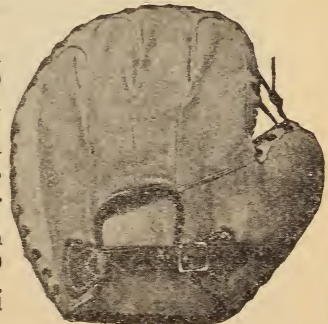
Pearl Tan Front with Brown Back.

No. 26F Each 1.25

Black Tan Throughout. Buttoned Back.

No. 26D Each 1.00


Brown Tan Throughout. Has Buttoned Back and Laced Edge.



## GLOVE MITTS

After an Entire Season's Test our new Victor Glove Mitts have been Uniformly Declared a Complete and Unqualified Success by the Leading Professionals. Hugh Jennings says: "They gave more Satisfaction than any Glove I ever used. I would Recommend Them to any Infielder in any League." Geo. Moriarty writes: "Just the Thing for an Infielder." But they are meant for Outfielders as well, and were used the past year by such Players as Keeler, who writes in Special Praise, and Danny Hoffman, who says: "For an Outfielder it Beats the Old Style Glove to pieces."

The principle, as shown by the cuts, is a One-Piece Palm like a Fielder's Mitt with a Back in Regular Glove Style. This plan gives Better Control of the Ends of the fingers, and Permits Faster and Surer Fielding.



No. 1GM Each 1.00

Brown Yucatan Front with Leather Lined Palm and Properly Formed Padding, Welded Seams, Buttoned Back and Thumb Web.



No. 2GM Each 1.50

Best Oak Tan with Full Leather Lining, otherwise finished with features mentioned for No. 1GM.

No. 3GM Each 2.00

Soft, Pliable, Black Calfskin, otherwise like 2GM.

No. 4GM Each 2.50

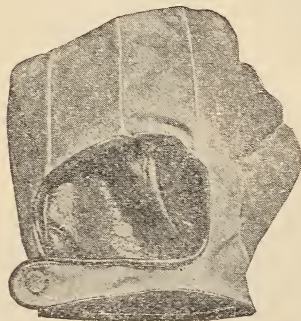
Best Grade Soft, Flexible Horse Hide Specially Tanned for Glove Purposes. Same leading features as above styles.

No. 5GM Each 3.00

The Very Choicest Soft, Black Horse Hide, with best quality Padding. Made like foregoing.

No. 6GM Each 3.50

Special Quality Genuine Alaska Buckskin in same Perfect Style as the ones above.



Chase Model Glove Mitts

Extra Large for First Basemen. Laced at Heel to Adjust Padding, otherwise made like the Fielders' Glove Mitts.

No. 7GM Each 2.50

Choice Pearl Tan Calfskin.

No. 8GM Each 3.00

Special Boulevard Horse Hide.

No. 9GM Each 3.50

Best Black Horse Hide, the Genuine Chase Glove Mitt as Actually Used by Hal Chase.

No. 10GM Each 4.00

Extra Fine Alaska Buckskin.

HAL CHASE says: "I find it Satisfactory in every Detail and Like It Very Much, and will Continue to Use and Recommend it."


The Glove Mitts in this column are designed for Infielders and Outfielders.



**FIELDERS' MITTS**

It **Must be Remembered** in connection with **All Mitts and Gloves** in the Victor Line that the **Leather is Specially Tanned for the Purpose**, and even in the **Lowest Grades** the **Material is Perfectly Adapted** for Base Ball Requirements. This is a **Big Feature** and contributes **Largely to the Sense of Satisfaction** felt by **All Users** of Victor Goods.

**Victor Fielders' Mitts** as shown on this page are made on **Approved Models** and will be found to represent **Everything** that can be **Required** for this **style of Mitt**. **Best Grades** of **Leather and Faultless Workmanship**. They **Fit and Feel Just Right**.



No. **27A** Each **3.00**

**Selected Tan Veal Skin** with **Soft Flexible Padding**, **Raised Finger Partitions**, **Raw Hide Lacing** at Thumb, and **Buckled Back**.



No. **27D** Each **1.25**

**Selected Black Napa.**

No. **27C** Each **1.00**

**Drab Horse Hide Front** with **Brown Yucatan Back**, and **Buttoned Wrist**.

No. **27E** Each **.75**

**Choice Black Tan Front** with **Red Back and Laced Wrist**.

No. **27F** Each **.50**  
**Wine Tan Front and Back** with **Laced Wrist**.  
**Very Liberal Value.**

No. **27B** Each **2.50**

**Finest Black Calfskin** in same **Style as 27A.**

No. **27K** Each **2.00**

**Our Special Eiderdun Calfskin.** Made like foregoing **Styles.**

No. **027** Each **2.00**

Made with **Front from Boulevard Horse Hide** and **Back from Strong Brown Tan.**

No. **27H** Each **1.50**

**Green Calf Front** with **Olive Back and Fingers.**



No. **27G** Each **.25**

**Boys' Size. Drab Dressed Buck** with **Laced Wrist.**

FIELDERS' GLOVES



No. 12F Each 3.00

The same as No. 12, except with Felt Lining. These gloves fit and feel just right.



No. 12 Each 3.50

Genuine Alaska Buckskin, on Special Large Professional Pattern, in Big Little Finger Style. Best Quality Soft Glove Padding and a Perfect Pocket. Fine Grade of Leather Lining. This glove remains soft and pliable under all conditions.



No. 17 Each 3.00

Best Special Tanned French Calfskin, with Fine Leather Lining. Made on Large Little Finger Model, and has our Extra Quality Felt Padding properly adjusted for a Perfect Pocket.



No. 12B Each 3.00

Alaska Buckskin, in Flat Palm Style, with soft leather lining and our Special Glove Padding.



No. 12B Each 3.00

Selected Soft Drab Horse Hide, in Large Little Finger Professional Model. Has Leather Lining, with Padding carefully arranged around edges to form pocket. No Padding in Center of Palm. Adapted for fast fielding.

No. 22A Each 3.00

Best Soft Black Horse Hide, with Leather Lining. Special Professional Model, with Large Little Finger and Soft Padding, arranged to give a Perfect Pocket.

Victor Gloves are made from leathers which have been Tanned and chosen solely in reference to this particular purpose. All Victor Gloves have Thumb Web and Buttoned Back. All gloves on this page have Weltded Seams.





## WRIGHT & DITSON

### FIELDERS' GLOVES



No. **12L** Each **2.50**

Same as No. 12P except with **Felt Lining**. These **Gloves Inspire Confidence**.



No. **25S** Each **2.50**

High Grade **Drab Horse Hide** in **Flat Palm Style**. **Straight Thumb Model** with **Leather Lining**. A **Light Glove** adapted for **Very Fast Work**.

No. **12P** Each **3.00**

**Extra Nice and Pliable Drab Horse Hide** with our **Famous Victor Quality Special Grade Padding**. **Large Professional Pattern** with **Deep Pocket** and **Big Little Finger**. **Full Leather Lined**.



No. **17F** Each **2.50**

**New Special Model**. From **Strong Boulevard Horse Hide** with **Leather Lining** and **Deep Pocket**.



No. **25** Each **2.50**

**Choice Grade Flexible Drab Horse Hide** with fine **Soft Leather Lining**. Made on **Large Little Finger Model** with **Selected Victor Quality felt padding** properly adjusted to form a **Perfect Pocket**.



No. **22B** Each **2.00**

**Selected Pearl Tan Horse Hide** in the **New Unpadded Light Palm Style**. Made like No. 12B. Has **Leather Lining** and is specially intended for **Shortstops** and **Second Basemen**.

All Victor Gloves are Padded with a **Special Grade of Soft Flexible Felt** which is **Made Expressly for Glove Purposes**. All Gloves on this page have **Welted Seams**, **Thumb Webs**, and **Buttoned Backs**.

FIELDERS' GLOVES

No. 22C Each 1.50

Special Black Tan, with Leather Lining. Big model in large little finger style, carefully padded.



No. 28 Each 2.00

Selected Drab Cordovan Horse Hide on our favorite Victor Model. Is Felt Lined, with padding carefully arranged to form a Deep and Permanent Pocket.



No. 14L Each 1.25

Like 27 except with Felt Lining. These are Big Values.



No. 14A Each 1.50

High grade Indian Chrome Tan with Leather Lining. Carefully padded to give full protection and make a Good Pocket.

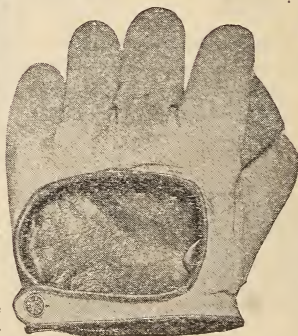
No. 20A Each 2.00

Strong Black Calfskin on Favorite Victor Model. Has Leather Lining, and padding arranged heavy around edges to form a Perfect Pocket. A soft, easy fitting glove and a Challenge Value.



No. 27 Each 1.50

Best Oak Tan. Big pattern in large little finger style, with selected Victor grade glove padding. Is Leather Lined, and has Perfect Pocket.



All these Gloves have Welted Seams, Thumb Web, and Buttoned Back. Gloves and Mitts furnished in Rights or Lefts.



FIELDERS' GLOVES



No. Each  
14 1.25

Select Yucatan on Straight Thumb Model in Smooth Palm Style with Weltd Seams and Full Leather Lining.

No. Each  
14N 1.25

Black Napa Tan, made like No. 14.



No. Each  
22D 1.00

Fine Black Napa with Felt Lining and Weltd Seams. Made Plain Front Style with wide fingers. A Good Feeling Glove.

No. Each  
14B 1.00

Choice Pearl Tan in Plain Palm Style with Felt Lining and Weltd Seams. Carefully padded.



No. Each  
24Y .75

Choice Yucatan on Straight Thumb Pattern with Felt Lining. Heavily Padded, with Special Deep Pocket.



No. Each  
14F 1.00

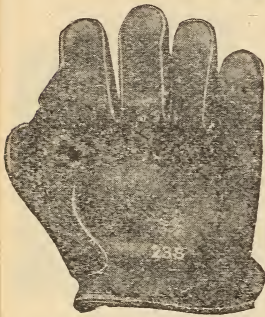
Selected Brown Tan in Plain Front Style with White Weltd Seams. Leather Lining and Well Formed Pocket.



No. Each  
24X .75

Brown Tan in Straight Thumb Style, with soft, flexible padding and Well Formed Pocket. Has Felt Lining and Weltd Seams.

FIELDERS' GLOVES



No. 23W Each .50

Choice Pearl Tan Stock in Straight Thumb style. Has Weltd Seams, Thumb Web, Buttoned Back, and Soft Felt Lining.



No. 23B Each .50

Strong Black Tan in Smooth Palm Style on Straight Thumb Pattern. Felt Lined with Thumb Web, Buttoned Back, and Weltd Seams.


No. 23S Each .50

Choice Brown Tan Stock on Special Straight Thumb Model in Smooth Palm Style. Leather Lining, Weltd Seams, Thumb Web, and Buttoned Back.



No. 23M Each .25

Fine Boys' Glove in selected Brown Tan, Felt Lining, Thumb Web, and Buttoned Back.




No. 23P Each .25

Boys' Sizes from selected Black Tan, with Felt Lining and Good Pocket. Has Buttoned Back and Thumb Web.



No. 23R Each .50

Pearl Tan, Full Size. Has Felt Lining, with Buttoned Back and Webbed Thumb Connection.






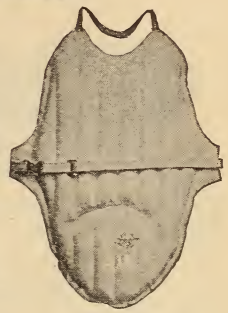


**WRIGHT & DITSON**

**CATCHERS' PROTECTORS**



**No. 310**      **Each 10.00**  
**Famous Victor Model.** Made from highest grade of Pure Rubber and covered with strong white fabric. Is full size, affording **Complete Protection**, and has Polished Nickel Clasps and best quality Straps. **Absolutely Guaranteed.**



**No. 311**      **Each 6.00**  
**Regular Victor Model.** Full Size and covered with strong white fabric. Made of **Fine Quality Rubber**



**No. 00**      **Each 8.00**

**Special Model** from pure Rubber with strong brown casing. **Perfect in all details. Regular men's size.**




**No. 309**      **Each 10.00**  
**Umpires'**

**Very Best Materials and Workmanship.** Made on a special pattern used and designed by Frank "Silk" O'Laughlin. Covered with strong brown material.



**No. 0**      **Each 5.00**

**Special Model,** made like No. 00, only with **fewer air compartments. Regular men's size.**

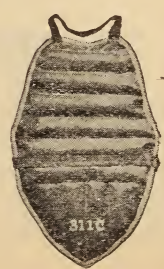


**No. 1**      **Each 3.00**

**Boys' Size. Air Inflated.** Made from Pure Rubber, with strong brown cover.

**No. 311C**      **Each 1.00**

**Boys' Size.** Made of **Brown Canvas** and heavily padded. Gives good protection.






**No. 308 Per Set 6.00**  
 Special Extra Heavy Canvas. Full quilted and very firmly stuffed. Straps are concealed (see cut) and they are very strong. Complete with Spikes.



**No. 307 Per Set 5.00**  
 Heavy Weight Canvas with strong Belt Leather Straps. Firmly stuffed and thoroughly serviceable. Complete with Spikes.



**No. 306 Per Set 3 50**  
 Good Weight Canvas, well stuffed. Complete with Spikes and strong Straps.  
**No. 305 Per Set 1.00**  
 Cases only. To be stuffed with Grass or Sand.



**No. 325N Each 10.00**  
**Home Plates**



**No. 326 Each 7.50**  
**Pitchers' Box Plates**

**No. 2 Each 5.00**  
**Composition Home Plates**


**No. 14 Each 5.00**  
**Composition Pitchers' Plates**

The Victor Home Plates No. 325N and Pitchers' Box Plates No. 326 are made from Best White Rubber exactly in accordance with League Regulations. Furnished with the necessary Pins.

## The Victor Score Books

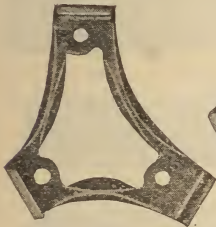
Caylor System.

- No. 0** Paper Cover, Pocket Size, 6 Games, Each .10
- No. 1** Board Cover, Pocket Size, 22 Games, Each .25
- No. 2** Board Cover, Pocket Size, 46 Games, Each .50
- No. 3** Board Cover, Club Size, 30 Games, Each 1.00
- No. 4** Board Cover, Club Size, 60 Games, Each 1.50





## SHOE PLATES



No. 316 Per Pair .50

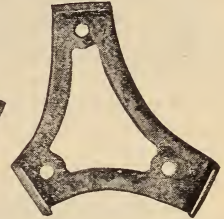


No. 318 Per Pair .50

The Victor Professional Shoe Plates, Nos. 316 Toe and 318 Heel, are Hand Forged from highest grade, specially tempered Steel, extra light and strong, have well sharpened beveled edge, and are supplied with Rivets.

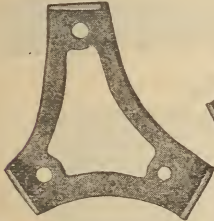


No. 317 Per Pair .25



No. 319 Per Pair .25

The Victor League Shoe Plates, Nos. 317 Toe and 319 Heel, are made from best specially tempered Steel, and have carefully sharpened edge. Will not Break or Bend. Supplied with Rivets.



No. 0 Per Pair .10



No. 00 Per Pair .10

The Victor Club Shoe Plates, Nos. 0 Toe and 00 Heel, are strongly made from well tempered Steel, edges not sharpened. Supplied with Screws.



No. 320 Each .25  
Pitchers' Toe Plate

Brass, latest approved Shape and Style.

No. 320A Each .25  
Pitchers' Toe Plate

Aluminum. In ordering these Plates say whether for Right or Left Shoe.

T. H. Murnane says the Wright & Ditson Base Ball Guide is the best and most up-to-date Guide ever published. Per copy, 10 Cents.

Batting and Base Running are very important parts of base ball. If the player can't run or bat his life as a player is short. Get a Wright & Ditson Base Ball Guide and learn how—then practice. Per copy, 10 Cents.

**Bat Bags**

**No. 322** (for 18 Bats) **Each 4.50**

**No. 322A** (for 12 Bats) **Each 4.00**

**No. 322B** (for 6 Bats) **Each 3.00**

These three styles are made from strong Waterproof Duck with Leather Ends and Leather Handles. They differ only in size.

**No. 323S** (for 2 Bats) **Each 3.50**  
**Fine Sole Leather**

**No. 323A** (for 2 Bats) **Each 3.00**  
**Choice Russia Cowhide**

**No. 323** (for 2 Bats) **Each 1.50**  
**Best Waterproof Canvas**

**No. 324** (for 2 Bats) **Each 1.00**  
**Strong Brown Canvas**

**No. 324B** (for 2 Bats) **Each 1.00**  
**Drab Slate Canvas**

**No. 324A** (for 2 Bats) **Each 1.00**  
**Heavy Weight Moleskin**



**Uniform Rolls**

**No. 1** **Each 6.00**  
**Best Grain Leather**

**No. 2** **Each 3.00**  
**Heavy Tan Canvas**

Made for carrying Uniforms without Soiling or Wrinkling. Size, unfolded, 40 x 22. Have Oilcloth Curtains. Are Convenient and Durable.



**Umpires' Indicator**

**No. 10 Umpires' Indicator** - - - - - **Each .50**

**Scoring Tablet**

**No. 11 Scoring Tablet** - - - - - **Each .25**

**WRIGHT & DITSON**

**Victor Base Ball Caps** in the different grades are **Identical in Quality** with the **Flannel** which is used in our **Uniforms** of corresponding stock numbers. Send for our **Free Sample Cards** to show the **Character of Material** and **Range of Colors** in each grade.

**No. 80A Each 1.00    No. 81B Each .85**

Any style shown by Cuts on this page. Unless otherwise specified Caps (except Chicago Style) will be **Unlined**, with **Taped Seams**, and will have **Stitched Vizors**. **Silk Linings** and **Regular Stiff Vizors** if asked for.

**No. 81J Each .75    No. 82S Each .70**  
**No. 82N Each .65**

Any Style as per Cuts. Same General Details as for 80A and 81B, except Linings, when ordered, will be a **Special High Class Serge**.

**No. 83D Each .50**

Any Style as per Cuts. Caps come with **Regular Strong Board Vizors** and **Serge Lining**.

**No. 84E Each .40    No. 85F Each .30**

**Furnished only in New York, Boston or Chicago Styles Without Stripes.** **Regular Vizors** and **Serge Linings**.

**Welted Seams from Contrasting Colors Are Free** on all grades above 83D, but both Colors chosen must actually appear on **Same Sample Card**. **Vizors of different Colors Free** if on **Same Sample Card**.

**Dope-ski**

Makes the ball stick firmly and surely on a glove or mitt.    •    •    •    •    **Per box .10**



**New York Style**



**Philadelphia Style**



**Boston Style**



**Brooklyn Style**



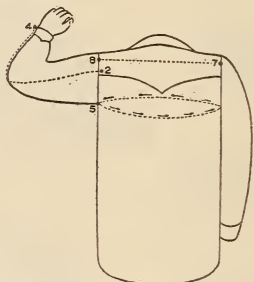
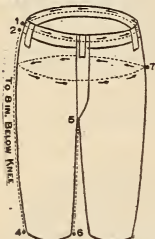
**Chicago Style**



# Wright & Ditson Base Ball Uniforms



HOW TO ORDER UNIFORMS—Samples of flannels and special measurement blanks mailed to clubs and others interested on application. If in a hurry for uniforms, and no sample or measurement blanks on hand, follow the instructions given below, give us an idea of color desired, and we will use our judgment in getting up same. Our many years of experience will enable us to make a more pleasing combination than parties unused to selecting materials and trimmings for uniforms.



Diagrams for Measurements

TO MEASURE FOR UNIFORMS

Cut out diagram on this page, paste at top of letter, and enter and measure each man separately as indicated by the numbers given and shown on diagrams. Use this form in absence of special measurement blanks.

NAMES

SHIRTS

PANTS

Collar

Sleeve

Chest

Yoke

Around

Outseam

Inseam

Around

Cap

Size

Hose

Shoes

2 to 4

5 to 5

7 to 8

Waist 1-1

2 to 4

5 to 6

Hips 7-7

Managers Should Get Our Special Quotations to Clubs Ordering Nine or More Complete Uniforms.

## The Wright & Ditson Victor League Uniform

Nos. 80A, 81B, 81J, are furnished in the following colors: White, Navy Blue, Black, Crimson, Dark Green, Seal Brown, Royal Blue, Old Gold, Steel Gray, Shaker Gray, Pearl Gray, Bristol Gray and Yale Gray. Complete set of sample cards, showing the colors and qualities of material of which our Uniforms are made, will be mailed on application with measurement blank and tape.

No. 80A. The Victor League Base Ball Uniform is guaranteed to be made of the best grade of all-wool flannel. The material is shrunk before it is cut, and will not shrink when washed under regular conditions.

The Victor League Uniform is especially adapted for professional Players who play every day during the season and who require a suit that will stand the wear and tear of hard use.

No. 80A Victor League Shirt, any style.

No. 80A Victor League Pants, any style.

No. 3-0 or No. 30S Hygrade Stockings.

No. 80A Quality Cap, any style.

No. 156 Leather Belt.

Complete, \$14.75

No extra charge for letters on shirts nor for detachable sleeves.

Special price to clubs ordering nine or more complete Uniforms. Per suit, \$10.00



# Wright & Ditson Base Ball Uniforms

## Wright & Ditson

### Victor Professional Uniform

No. 81-B Victor Uniform in workmanship, quality of material and color is the same as our No. 80-A, except lighter in weight.

- No. 81-B Victor Shirt, any style.
- No. 81-B Victor Pants, any style.
- No. 1-R or 1-RS Stockings.
- No. 80-A Cap, any style.
- No. 725 Leather Belt.

Complete, \$11.25

Special prices to clubs ordering *nine or more* complete uniforms.

Per suit, **\$8.00**

No extra charge for letters on shirt nor for detachable sleeves.

## Wright & Ditson

### Victor 'Varsity Uniform

No. 81-J Victor Uniform in workmanship, material and color is the same as our No. 81B, only a little lighter in weight. We recommend our No. 81J Uniform to college, school and semi-professional teams. The quality and style is O.K. in every respect.


- No. 81-J Victor Shirt, any style.
- No. 81-J Victor Pants, any style.
- No. 2-R or 2-RS Stockings.
- No. 81-J Cap, any style.
- No. 754 Leather Belt.

Complete, \$10 00

Special prices to clubs ordering *nine or more* complete uniforms.

Per suit, **\$6.75**

No extra charge for letters on shirt nor for detachable sleeves.



## Wright & Ditson Victor

### Interscholastic Base Ball Uniform

No. 82-S. Made of full 6-oz. flannel. Very durable, and recommended to clubs who want heavy weight flannel at a low price. Made in colors shown on sample card.

- No. 82-S Shirt, any style.
- No. 82-S Pants, any style.
- No. 2-R or 2-RS Stockings.
- No. 82-S Cap, any style.
- No. 754 Leather Belt.

Complete, \$8.00

Special price to clubs ordering *nine or more* complete uniforms.

Per suit, **\$6.00**

No extra charge for letters on shirt nor for detachable sleeves.

## Wright & Ditson

### Victor Club Base Ball Uniform

No. 82-N. Made of full 5-oz. flannel. We recommend this quality to clubs who want a medium heavy suit that will look and wear well at a low price. Made in colors shown on sample card.

- No. 82-N Shirt, any style.
- No. 82-N Pants, any style.
- No. 3-R or 3-RS Stockings.
- No. 82-N Cap, any style.
- No. 754 Leather Belt.

Complete, \$6.75

Special price to clubs ordering *nine or more* complete uniforms.

Per suit, **\$5.00**

No extra charge for letters on shirt nor for detachable sleeves.

# Wright & Ditson Base Ball Uniforms

## Wright & Ditson Victor High School League Base Ball Uniform

No. 83D. Made of good quality flannel and compares favorably with uniforms of other makers quoted at a much higher price. An excellent wearing uniform, cut and finished as well as our higher priced suits. Very popular with the younger base ball players. Colors: White, Crimson, Blue Gray, Black, Navy Blue, Yale Gray, Bristol Gray, Steel Gray.

No. 83-D Shirt, any style.	} Complete, \$6.00
No. 83-D Pants, any style.	
No. 83-D Cap, any style.	
No. 4-R or 4-RS Stockings.	
Leather Belt.	

No extra charge for letters on shirts nor for detachable sleeves.

Special price to clubs ordering *nine or more complete Uniforms*. Per suit, **\$4.50**

## Wright & Ditson Victor Amateur League Base Ball Uniform

No. 84E. Made of a strong grade Kennebec flannel, especially adapted to Amateur League Base Ball players. Made in colors shown on sample card.

No. 84-E Shirt, any style.	} Complete, \$5.00
No. 84-E Pants, any style.	
No. 84-E Cap, any style.	
No. 4-R or 4-RS Stockings.	
Leather Belt.	

No extra charge for letters on shirts nor for detachable sleeves.

Special price to clubs ordering *nine or more complete Uniforms*. Per suit, **\$3.75**

## Wright & Ditson Victor Winner Base Ball Uniform

No. 85F. Made expressly for clubs composed of boys and youths, and will stand the hardest kind of wear. Made and trimmed in first-class style. Colors shown on sample card.

No. 85-F Shirt, any style.	} Complete, \$4.25
No. 85-F Pants, any style.	
No. 85-F Cap, any style.	
No. 4 or 4RS Stockings.	
Leather Belt.	

No extra charge for letters on shirts nor for detachable sleeves.

Special price to clubs ordering *nine or more complete Uniforms*. Per suit, **\$3.00**

# WRIGHT & DITSON VICTOR STAR UNIFORM No. 6

SHIRTS COME IN SIZES NOT LARGER THAN 34.  
PANTS COME IN SIZES NOT LARGER THAN 30.

The price at which we are selling this uniform should make it extremely popular. Material is good quality and uniform is very well made. Made in Gray and Khaki colors, with piping down side of pants and piping on cap, making a very attractive uniform. One letter given with suit.

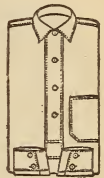
- |                                 |                            |
|---------------------------------|----------------------------|
| Boys' Star Shirt, button front. | } Complete Uniform, \$1.00 |
| Boys' Star Pants, not padded    |                            |
| Boys' Star Cap, Boston style.   |                            |
| Boys' Star Belt.                |                            |
| Boys' 4R Stockings.             |                            |

CLUB PRICE.  
Per suit, \$1.00

## Wright & Ditson Base Ball Shirts



No. 80A.	Extra heavy flannel.	Each, \$6.00
No. 81B.	Heavy flannel.	" 5.00
No. 81J.	4½-ounce Flannel.	" 3.75
No. 82S.	6-ounce flannel.	" 3.50
No. 82N.	5-ounce flannel.	" 3.00
No. 83D.	Good quality flannel.	" 2.60
No. 84E.	Kennebec flannel.	" 1.85
No. 85F.	Serviceable flannel.	" 1.65



## Wright & Ditson Base Ball Pants



No. 80A.	8-ounce flannel.	Each, \$5.50
No. 81B.	6-ounce flannel.	" 4.50
No. 81J.	4½-ounce flannel.	" 4.50
No. 82S.	6-ounce flannel.	" 3.50
No. 82N.	5-ounce flannel.	" 3.00
No. 83D.	Good quality flannel.	" 2.25
No. 84E.	Kennebec flannel.	" 1.75
No. 85F.	Serviceable flannel.	" 1.50



When ordering, give measurements as shown in diagram.

WRIGHT & DITSON FIRST MADE BASE BALL UNIFORMS IN 1871 AND HAVE BEEN THE BEST OUTFITTERS OF CLUBS EVER SINCE.



# Base Ball Coats

Made of base ball flannel, trimmed with different colors on collar, cuffs and pockets. Large pearl buttons on front. Best of workmanship throughout. In ordering state color of material and trimming desired.



DOUBLE BREASTED

Sample cards showing quality and colors, also special measurement blanks, furnished on application.

- |        |   |               |
|--------|---|---------------|
| No. 0. | Double Breasted Coat.   | Each, \$10.50 |
|        | <i>To clubs purchasing with uniforms or nine or more coats at one time.</i> | " 9.50        |
| No. 1. | Double Breasted Coat.   | Each, \$10.00 |
|        | <i>To clubs purchasing with uniforms or nine or more coats at one time.</i> | " 9.00        |
| No. 2. | Double Breasted Coat.   | Each, \$8.50  |
|        | <i>To clubs purchasing with uniforms or nine or more coats at one time.</i> | " 7.50        |
| No. W. | Double Breasted Coat.   | Each, \$8.25  |
|        | <i>To clubs purchasing with uniforms or nine or more coats at one time.</i> | " 7.50        |

## Base Ball Sweaters



Our Nos. 25J and 15J Jacket Sweaters are made of the finest quality worsted, fashioned to the body and arms. The finest sweater made. Stock colors: Gray and White. Other colors to order.

No. 15J. Heavy Weight Sweater. Each, \$6.00

No. 25J. Medium Weight Sweater. Each, \$5.00

Special sizes to order, extra, 50c. Striped Sweaters, extra, 50c.

No. 602S. Full Sleeve Collarless Jersey, to be worn under base ball shirt; made of Australian wool, knit to shape of body and arms, and being elastic and strong, gives free use to the arms without binding or impeding them in any way; in fact, is a great aid to throwing. The body is made of Gray and the sleeves striped in college colors, and when worn under a half-sleeve shirt, makes a very handsome and useful garment. Ea., \$3.00



## T Shirt



No. T Shirt, extra heavy fleece lined shirt to wear under jersey or shirt, nothing like it to keep the body warm. Splendid for pitchers or anyone desiring a good sweat. Color: White.

Each, \$3.50

No. TL Shirt, same as No. T, but a trifle lighter weight.

Each, \$2.50

The first Sweaters made in the United States were made for Wright & Ditson. Experience counts. We know what the players want.



# ATHLETIC STOCKINGS AND BELTS

## Wright & Ditson Hygrade Stockings

Our "Hygrade" Quality Stockings are superior to anything ever offered for athletic wear, and combine all the essentials of a perfect stocking. They are all wool, have white feet, are heavy ribbed, full fashioned, hug the leg closely but comfortably, and are very durable. The weaving is of an exclusive and unusually handsome design.

- No. 3-0. Plain colors, white feet. Colors: Black, Navy and Crimson. Other colors to order only. Prices on application. Per pair, \$1.50  
 No. 3-0S. Striped, white feet, made to order only, any color. Per pair, \$1.75

### Striped Ribbed Stockings

Best quality, all wool; stripes 2-inch, alternate. Colors: Scarlet and Black; Navy and Red; Orange and Black; Crimson and White; Royal Blue and Black; Navy and White. Other colors to order only. Prices on application.

- No. 1RS. Heavy weight. Per pair, \$1.10  
 No. 2RS. Medium weight. " 1.00  
 No. 3RS. Good weight. " .75

### Striped Cotton Stockings

No. 4RS. Cotton Striped. In following combinations of colors: Crimson and White; Navy and White. Made only with one 4-inch stripe of second color mentioned around calf of leg. Per pair, 40c.

### Plain Colors

- No. 1R. Heavy weight, white feet. Per pair, \$1.00  
 No. 2R. Medium weight, white feet. " .80  
 No. 3R. Good weight, wool legs and cotton feet. " .60  
 No. 4R. Cotton. " .25

Colors: Black, Navy, Crimson, Royal Blue and Scarlet.

No. 3-0

Stockings with one wide stripe, same price as regular striped stockings.

No. 4RS.

## Leather Belts—Without Rings IN TAN OR ORANGE COLOR



- No. 157. Leather Belt, black cowhide, 1 inch wide, gun metal harness buckle. Each, 85c.



- No. 156. Leather Belt, black cowhide, 1 1/4 inches wide, gun metal harness buckle. \$1.00



- No. 754. 1 1/4 inches, common cowhide, tan, orange and tan, with nickel buckle. Each, 40c.



- No. 725. 1 1/4 inches, 6 oz. cowhide, tan and orange, with short nickel harness buckle. 50c

## Worsted Web Belt



- No. 47. 2 1/4 inches wide, single strap, leather covered buckle. Each, 50c.

### Cotton Web Belts

- No. L, RED; No. M, BLUE; No. Q, WHITE;  
 No. T, MAROON; No. V, NAVY BLUE



- No. 23. Cotton Web Belt, 2 1/4 inches wide, double-strap, nickel buckle. Each, 35c.



- No. 4. Cotton Web Belt, 2 1/4 inches wide, leather mounted, single strap and buckle. Each, 25c.

# BASE BALL SHOES

## Wright & Ditson Automobile Base Ball Shoe



No. 4-0. Automobile Base Ball Shoe. The lightest, fastest and best shoe for players who like a light shoe. Finest razor steel spikes. Kangaroo uppers. Per pair, \$7.00



No. 2-0. Our Hygrade Quality Base Ball Shoe is hand-made throughout and is specially selected kangaroo leather. Extreme care is taken in its general construction. and no pains or expense spared in making this shoe not only of the very highest in quality, but a perfect shoe in every detail. The plates made exclusively for this shoe are of the finest hand-forged razor steel and firmly riveted to heel and sole. Pair, \$7.00



### Sprinting Shoe

No. 3-0S. Sprinting Base Ball Shoe. Made with a flexible shank, light kangaroo uppers and best razor steel spikes. We recommend this shoe to players who want a light substantial shoe. Pair, \$7.00

No. 9-KS. Sprint Shoe; made with flexible shank, with good substantial spikes riveted in. A splendid sprint shoe. Per pair, \$5.00

### Club Special

No. 330. Made of carefully selected satin calfskin, machine sewed, very substantially constructed and a first-class shoe in every particular. Steel plates riveted to heel and sole. Pair, \$5.00



### Amateur Special

No. 35. Made of good quality calfskin, machine sewed. A serviceable and durable shoe and one we can specially recommend. Plates riveted to heel and sole. Per pair \$3.50

No. 37. A leather shoe complete with plates. We guarantee this shoe to be good for the price, but do not guarantee it beyond that. Pair, \$2.50

*A special new light-weight razor steel hand-forged plate used on all our best grade shoes.*

One copy del. to Cat. Div.

APR 2 1910





# LAWN TENNIS

---

---



## HINTS TO BEGINNERS.

- |                       |                         |
|-----------------------|-------------------------|
| How to Learn to Play. | How to Volley.          |
| How to Practice.      | How to Half Volley.     |
| How to Hold a Racket. | How to Smash.           |
| Forehand Drive.       | How to Lob.             |
| How to Serve.         | How to Select a Racket. |

And other information that will prove of interest to the young player or beginner. With the different strokes illustrated.

---

*Price, by mail, 10 cents.*

---

**WRIGHT & DITSON,**

BOSTON, - - MASS.



This Major League Player is Outfitted  
with our *Major League Uniform* and  
*Major League Shoes*.


WRIGHT & DITSON

Major League Outfitters









LIBRARY OF CONGRESS



0 029 714 182 A

