

統計期訊—金融第二十號

念五年三月

上海現銀移動狀況

MOVEMENT OF SILVER IN SHANGHAI

Circular—MS No. 20

March 1936.

國民政府主計處統計局編印

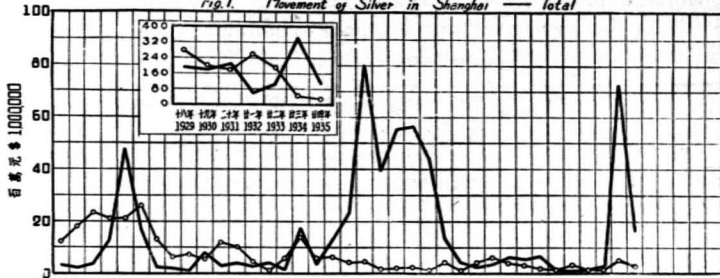
Compiled and Published by the

Directorate of Statistics

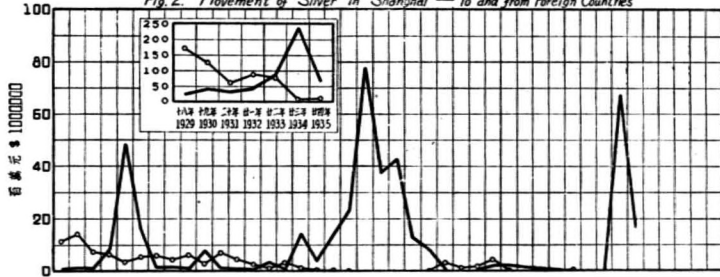
National Government

Nanking, China

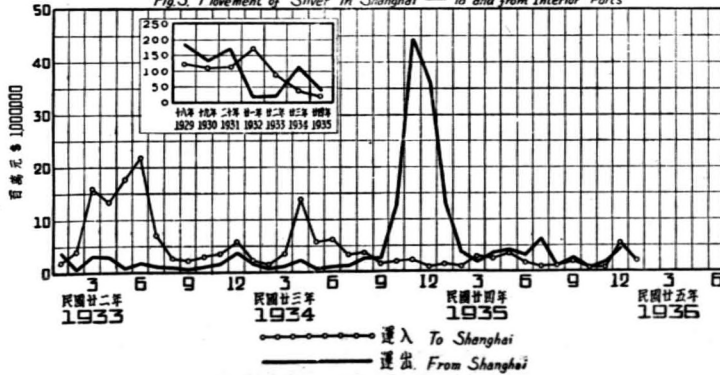
圖一 上海現銀運出入價值總數
Fig. 1. Movement of Silver in Shanghai — Total



圖二 上海現銀對國外運出入價值
Fig. 2. Movement of Silver in Shanghai — To and from Foreign Countries



圖三 上海現銀對國內運出入價值
Fig. 3. Movement of Silver in Shanghai — To and from Interior Ports



表一 上海現銀運出入價值總數

TABLE 1. SHIPMENT OF SILVER TO AND FROM SHANGHAI THROUGH MARITIME CUSTOMS AND BY RAILWAYS

(單位：國幣銀元 Unit: \$1.00)

| 時 期 Period | 總 計 Total | | 由京滬路(1)及滬杭甬路(2) By N.S.Ry. & S.H.N.Ry. | | 由 江 海 關 (3) Through Maritime Customs | |
|---------------|-----------------|-------------------|---|-------------------|---|-------------------|
| | 運 入 To S'hai | 運 出 From S'hai | 運 入 To S'hai | 運 出 From S'hai | 運 入 To S'hai | 運 出 From S'hai |
| 民國十八年 1929 | 280,599,223 | 202,454,297 | 96,637,285 | 110,554,328 | 183,961,938 | 91,899,969 |
| 十九年 1930 | 212,369,718 | 190,524,789 | 93,815,668 | 84,253,480 | 118,554,050 | 106,271,309 |
| 二十年 1931 | 163,106,552 | 195,613,911 | 93,581,280 | 85,816,729 | 69,525,272 | 109,797,182 |
| 二十一年 1932 | 248,256,282 | 65,805,404 | 43,772,614 | 4,466,534 | 204,483,668 | 61,338,870 |
| 二十二年 1933 | 175,292,856 | 102,772,509 | 24,451,032 | 7,568,400 | 150,841,824 | 95,204,109 |
| 二十三年 1934 | 48,173,655 | 335,991,912 | 23,689,580 | 38,467,900 | 24,484,075 | 297,24,012 |
| 二十四年 1935 | 30,833,631 | 112,080,414 | 8,205,719 | 15,839,811 | 22,627,912 | 96,240,603 |
| 民國二十三年 1934 | | | | | | |
| 九月 Sept. | 1,222,547 | 38,530,827 | 887,750 | 924,100 | 334,797 | 37,606,727 |
| 十月 Oct. | 1,318,832 | 54,064,464 | 1,222,200 | 3,452,900 | 96,632 | 50,611,564 |
| 十一月 Nov. | 1,440,980 | 56,001,700 | 788,000 | 11,376,700 | 652,980 | 44,625,000 |
| 十二月 Dec. | 587,887 | 45,055,723 | 394,100 | 17,981,000 | 193,787 | 27,074,723 |
| 民國二十四年 1935 | | | | | | |
| 一月 Jan. | 3,668,424 | 12,451,600 | 222,900 | 7,401,500 | 3,445,524 | 5,050,100 |
| 二月 Feb. | 825,426 | 3,500,000 | 233,119 | 820,000 | 592,307 | 2,680,000 |
| 三月 Mar. | 3,194,891 | 1,490,000 | 943,971 | 300,000 | 2,250,920 | 1,190,000 |
| 四月 Apr. | 6,928,281 | 4,430,861 | 1,050,620 | 563,161 | 5,877,661 | 3,867,700 |
| 五月 May | 3,535,511 | 3,802,150 | 1,282,600 | 52,150 | 2,252,911 | 3,750,000 |
| 六月 June | 1,014,134 | 2,277,643 | 807,776 | 587,000 | 206,358 | 1,690,643 |
| 七月 July | 728,747 | 6,170,000 | 727,168 | 370,000 | 61,579 | 5,800,000 |
| 八月 Aug. | 1,072,795 | 1,067,736 | 356,800 | 366,000 | 715,995 | 701,736 |
| 九月 Sept. | 2,497,952 | 1,880,000 | 727,998 | — | 1,769,954 | 1,880,000 |
| 十月 Oct. | 838,477 | 850,000 | 703,497 | 250,000 | 129,980 | 600,000 |
| 十一月 Nov. | 855,779 | 1,900,000 | 437,015 | 400,000 | 418,764 | 1,500,000 |
| 十二月 Dec. | 5,613,214 | 72,260,424 | 707,255 | 4,730,000 | 4,905,959 | 67,530,424 |
| 民國二十五年 1936 | | | | | | |
| 一月 Jan. | 2,123,107 | 16,664,432 | 423,722 | — | 1,699,385 | 16,664,432 |

材料來源 Source: 1 財政部關務署 Official reports of Customs Administration

2 京滬滬杭甬鐵路管理局報告 Official reports of Nanking-Shanghai and Shanghai-Hangchow-Ningpo Railway Administration to this Directorate

說 明 Notes: (1) 二十一年二、三、四月因上海戰事鐵路被毀，無現銀運輸。所有銀兩數字，均按各該月上海平均洋厘折合為國幣銀元。 No shipment during February to April, 1932 on account of the Shanghai hostilities between China and Japan. All tael figures are converted into dollars at the rate at the time of arrival or of shipment.

(2) 二十一年二月以前包括銀兩數字，均按各該年上海平均洋厘折合為國幣銀元。 Prior to February, 1932 all tael figures are converted into dollars at the rate at the time of arrival or of shipment.

(3) 民國二十二年三月以前，原用海關兩估價。現按關銀與現元之比價 1.114 及各該年月上海平均洋厘折合為國幣銀元。 Prior to March, 1933 all values are in H.K. taels which are now converted into dollars at the rate at the time of arrival or of shipment.

表二 上海現銀對國外運出入價值(3)

TABLE 2. SILVER IMPORTED INTO SHANGHAI FROM ABROAD
AND EXPORTED ABROAD FROM SHANGHAI (3)

(單位：國幣銀元 Unit: \$ 1.00)

| 時 期 Period | 由外洋運入 Imported from Abroad | 運往外洋 Exported Abroad | 出超(+)/或入超(-) Excess of Exports(+) or of Imports(-) |
|---------------|----------------------------------|----------------------------|--|
| 民國十八年 1929 | 156,803,244 | 20,548,255 | -136,254,999 |
| 十九年 1930 | 103,308,069 | 49,347,146 | -53,960,923 |
| 二十年 1931 | 51,702,222 | 31,167,905 | -20,534,317 |
| 二十一年 1932 | 85,410,578 | 45,856,032 | -39,554,546 |
| 二十二年 1933 | 75,785,514 | 85,153,927 | +9,368,413 |
| 二十三年 1934 | 4,571,543 | 233,345,684 | +228,774,141 |
| 二十四年 1935 | 8,429,335 | 68,730,603 | +60,301,268 |
| 民國二十三年 1934 | | | |
| 九月 Sept. | — | 36,541,727 | +36,541,727 |
| 十月 Oct. | — | 42,673,564 | +42,673,564 |
| 十一月 Nov. | — | 11,350,000 | +11,350,000 |
| 十二月 Dec. | — | 9,544,723 | +9,544,723 |
| 民國二十四年 1935 | | | |
| 一月 Jan. | 2,560,000 | 100 | -2,559,900 |
| 二月 Feb. | 376,500 | — | -376,500 |
| 三月 Mar. | 660,000 | — | -660,000 |
| 四月 Apr. | 4,160,000 | 1,187,700 | -2,972,300 |
| 五月 May | 10,874 | — | -10,874 |
| 六月 June | — | 10,643 | +10,643 |
| 七月 July | — | — | — |
| 八月 Aug. | — | 1,736 | +1,736 |
| 九月 Sept. | 661,961 | — | -661,961 |
| 十月 Oct. | — | — | — |
| 十一月 Nov. | — | — | — |
| 十二月 Dec. | — | 67,530,424 | +67,530,424 |
| 民國二十五年 1936 | | | |
| 一月 Jan. | — | 16,664,432 | +16,664,432 |

材料來源 Source: 見第一表。 cf. Table 1.

說 明 Note: (3) 見第一表。 cf. Table 1. Note (3)

表三 上海現銀對國內運出入價值

TABLE 3. SILVER SHIPPED TO SHANGHAI FROM INTERIOR PORTS AND VICE VERSA

(單位：國幣銀元 Unit: \$1.00)

| 時 期 Period | 共 計 Total | 運 入 To Shanghai | | 經江海關中國內 各通商口岸(3) From Interior Ports, Through Customs |
|---------------|--------------|--------------------------|---------------------------|---|
| | | 由京滬鐵路(1) By N. S. Ry. | 由滬杭甬路(2) By S.H.N. Ry. | |
| 民國十八年 1929 | 123,795,979 | 13,915,130 | 82,722,155 | 27,158,694 |
| 十九年 1930 | 109,061,649 | 13,750,927 | 80,064,741 | 15,245,931 |
| 二十年 1931 | 111,404,330 | 16,666,300 | 76,914,930 | 17,823,050 |
| 二十一年 1932 | 162,845,704 | 34,087,200 | 7,685,414 | 119,073,070 |
| 二十二年 1933 | 99,507,342 | 21,235,200 | 3,215,832 | 75,056,310 |
| 二十三年 1934 | 43,602,112 | 21,592,180 | 2,097,400 | 19,912,532 |
| 二十四年 1935 | 22,404,296 | 3,835,920 | 4,369,799 | 14,198,577 |
| 民國二十三年 1934 | | | | |
| 九月 Sept. | 1,222,547 | 842,950 | 44,800 | 334,797 |
| 十月 Oct. | 1,318,832 | 1,004,600 | 217,600 | 96,632 |
| 十一月 Nov. | 1,440,980 | 488,400 | 299,600 | 652,980 |
| 十二月 Dec. | 587,887 | 49,500 | 344,600 | 193,787 |
| 民國二十四年 1935 | | | | |
| 一月 Jan. | 1,108,424 | 185,400 | 37,500 | 885,524 |
| 二月 Feb. | 448,926 | 13,119 | 220,000 | 215,807 |
| 三月 Mar. | 2,534,891 | 823,971 | 120,000 | 1,590,920 |
| 四月 Apr. | 2,768,281 | 92,000 | 958,620 | 1,717,661 |
| 五月 May | 3,524,637 | 1,282,600 | — | 2,242,037 |
| 六月 June | 1,014,134 | 300,317 | 507,459 | 206,358 |
| 七月 July | 788,747 | 262,048 | 465,120 | 61,579 |
| 八月 Aug. | 1,072,795 | 92,000 | 264,800 | 715,995 |
| 九月 Sept. | 1,835,991 | 37,998 | 690,000 | 1,107,993 |
| 十月 Oct. | 838,477 | 258,497 | 450,000 | 129,980 |
| 十一月 Nov. | 855,779 | 187,015 | 250,000 | 418,764 |
| 十二月 Dec. | 5,613,214 | 300,955 | 406,300 | 4,905,959 |
| 民國二十五年 1936 | | | | |
| 一月 Jan. | 2,123,107 | 403,722 | 20,000 | 1,699,385 |

材料來源：見第一表。 Source: Cf. Table 1.

表三 上海現銀對國內運出入價值(續)

TABLE 3. SILVER SHIPPED TO SHANGHAI FROM INTERIOR
PORTS AND VICE VERSA (Cont'd)

(單位：國幣銀元 Unit: \$ 1.00)

| 時 期 Period | 共 計 Total | 運 出 From Shanghai | | 經江漢關運往國 內各通商口岸(3) To Interior Ports, Through Customs |
|---------------|--------------|-------------------------|-----------------------------|--|
| | | 由京滬路(1) By N. S. Ry. | 由滬杭甬路(2) By S. H. N. Ry. | |
| 民國十八年 1929 | 181,906,052 | 24,970,567 | 85,583,761 | 71,351,724 |
| 十九年 1930 | 141,177,643 | 9,895,010 | 74,358,470 | 56,924,163 |
| 二十年 1931 | 164,446,006 | 7,804,800 | 78,011,929 | 78,629,277 |
| 二十一年 1932 | 19,949,372 | 1,969,700 | 2,496,834 | 15,482,838 |
| 二十二年 1933 | 17,618,582 | 2,501,200 | 5,067,200 | 10,050,182 |
| 二十三年 1934 | 102,646,228 | 34,367,300 | 4,100,600 | 61,178,328 |
| 二十四年 1935 | 43,349,811 | 12,282,161 | 3,557,650 | 27,510,000 |
| 民國二十三年 1934 | | | | |
| 九 月 Sept. | 1,989,100 | 193,700 | 730,400 | 1,065,000 |
| 十 月 Oct. | 11,390,900 | 2,802,900 | 650,000 | 7,938,000 |
| 十一月 Nov. | 44,651,700 | 10,975,700 | 401,000 | 33,275,000 |
| 十二月 Dec. | 35,511,000 | 17,381,000 | 600,600 | 17,530,000 |
| 民國二十四年 1935 | | | | |
| 一 月 Jan. | 12,451,500 | 7,151,000 | 250,500 | 5,050,000 |
| 二 月 Feb. | 3,500,000 | 500,000 | 270,000 | 2,680,000 |
| 三 月 Mar. | 1,490,000 | 300,000 | — | 1,190,000 |
| 四 月 Apr. | 3,243,161 | 563,161 | — | 2,680,000 |
| 五 月 May | 3,802,150 | 50,000 | 2,150 | 3,750,000 |
| 六 月 June | 2,267,000 | 587,000 | — | 1,680,000 |
| 七 月 July | 6,170,000 | 370,000 | — | 5,800,000 |
| 八 月 Aug. | 1,066,000 | 331,000 | 35,000 | 700,000 |
| 九 月 Sept. | 1,880,000 | — | — | 1,880,000 |
| 十 月 Oct. | 850,000 | 250,000 | — | 600,000 |
| 十一月 Nov. | 1,900,000 | 400,000 | — | 1,500,000 |
| 十二月 Dec. | 4,730,000 | 1,730,000 | 3,000,000 | — |
| 民國二十五年 1936 | | | | |
| 一 月 Jan. | — | — | — | — |

說 明：(1)(2)(3)見第一表。 Notes: Cf. Table 1. Notes (1), (2), (3)

附表一 上海現銀經由京

SUPPLEMENTARY TABLE 1. SILVER SHIPPED TO SHANGHAI FROM

(單位：國幣銀元)

| 時 期 Period | 共 計 Total | | 南 京 Nanking | | 鎮 江 Chinking | |
|---------------|-----------------------|-------------------------|-----------------------|-------------------------|-----------------------|-------------------------|
| | 運 入 To Shanghai | 運 出 From Shanghai | 運 入 To Shanghai | 運 出 From Shanghai | 運 入 To Shanghai | 運 出 From Shanghai |
| 民國十八年 1929 | 13,915,133 | 24,970,567 | 4,537,400 | 7,248,997 | 4,430,005 | 10,002,920 |
| 十九年 1930 | 13,750,927 | 9,895,010 | 3,564,550 | 772,360 | 4,358,350 | 4,889,800 |
| 二十年 1931 | 16,666,300 | 7,804,800 | 5,375,400 | 4,045,800 | 6,338,500 | 695,400 |
| 二十一年 1932 | 34,087,200 | 1,969,700 | 24,530,800 | 1,381,400 | 5,121,200 | 75,500 |
| 二十二年 1933 | 21,235,203 | 2,501,200 | 17,941,200 | 581,600 | 1,816,600 | 11,000 |
| 二十三年 1934 | 21,592,180 | 34,367,300 | 20,240,480 | 30,701,100 | 186,000 | 1,302,000 |
| 二十四年 1935 | 3,835,920 | 12,232,161 | 2,600,661 | 9,893,161 | 105,037 | 1,200,000 |
| 民國二十三年 1934 | | | | | | |
| 九 月 Sept. | 842,950 | 193,700 | 803,350 | 192,500 | — | — |
| 十 月 Oct. | 1,004,600 | 2,802,900 | 958,400 | 1,544,200 | — | 200,000 |
| 十一月 Nov. | 483,400 | 10,975,700 | 358,100 | 10,458,500 | 3,000 | 100,000 |
| 十二月 Dec. | 49,500 | 17,381,000 | 5,000 | 16,511,000 | — | 400,000 |
| 民國二十四年 1935 | | | | | | |
| 一 月 Jan. | 185,400 | 7,151,000 | 11,800 | 6,800,000 | 3,800 | 150,000 |
| 二 月 Feb. | 13,119 | 550,000 | 2,000 | 400,000 | — | — |
| 三 月 Mar. | 823,971 | 300,000 | 807,721 | 100,000 | — | — |
| 四 月 Apr. | 92,000 | 563,161 | — | 563,161 | — | — |
| 五 月 May | 1,232,600 | 50,000 | 1,154,000 | — | — | — |
| 六 月 June | 300,317 | 587,000 | 161,045 | — | 40,794 | 300,000 |
| 七 月 July | 262,048 | 370,000 | 179,348 | — | — | 200,000 |
| 八 月 Aug. | 92,000 | 331,000 | 3,000 | — | — | 200,000 |
| 九 月 Sept. | 37,998 | — | 4,450 | — | 1,648 | — |
| 十 月 Oct. | 258,497 | 250,000 | 203,997 | 100,000 | — | 150,000 |
| 十一月 Nov. | 187,015 | 400,000 | 30,000 | 200,000 | 58,795 | 200,000 |
| 十二月 Dec. | 300,955 | 1,730,000 | 42,800 | 1,730,000 | — | — |
| 民國二十五年 1936 | | | | | | |
| 一 月 Jan. | 403,722 | — | 21,230 | — | 58,803 | — |

材料來源：見第一表。 Source: Cf. Table 1.

滬路各站運出入價值 (1)

STATIONS ALONG THE NANKING-SHANGHAI RAILWAY & VICE VERSA (1)

Unit: \$1.00

| 蘇州 Soochow | | 常州 Changchow | | 無錫 Wusih | | 其他 Others | |
|----------------------|------------------------|----------------------|------------------------|----------------------|------------------------|----------------------|------------------------|
| 運入 To Shanghai | 運出 From Shanghai | 運入 To Shanghai | 運出 From Shanghai | 運入 To Shanghai | 運出 From Shanghai | 運入 To Shanghai | 運出 From Shanghai |
| 2,836,400 | 5,457,750 | 1,026,800 | 219,600 | 700,225 | 983,200 | 394,300 | 1,058,100 |
| 1,480,427 | 2,081,280 | 1,053,100 | 151,150 | 3,215,000 | 1,598,720 | 79,500 | 401,700 |
| 2,798,200 | 2,058,100 | 1,070,000 | 3,800 | 811,700 | 880,300 | 272,500 | 121,400 |
| 1,154,900 | 248,300 | 1,182,500 | 1,900 | 2,021,800 | 262,600 | 76,000 | — |
| 982,200 | 1,562,500 | 160,500 | — | 253,500 | 346,100 | 81,200 | — |
| 749,800 | 2,176,100 | 302,600 | — | 83,300 | 168,100 | 30,000 | 20,000 |
| 815,414 | 1,031,000 | 71,400 | — | 138,408 | 156,000 | 105,000 | 2,000 |
| 27,500 | 1,200 | — | — | 7,100 | — | — | — |
| 33,500 | 1,058,700 | — | — | 12,700 | — | — | — |
| 92,600 | 317,200 | — | — | 15,300 | 100,000 | 20,000 | — |
| 43,000 | 400,000 | — | — | 1,500 | 50,000 | — | 20,000 |
| 162,500 | 151,000 | — | — | 7,300 | 50,000 | — | — |
| 9,619 | 150,000 | — | — | 1,500 | — | — | — |
| 16,250 | 100,000 | — | — | — | 100,000 | — | — |
| 22,000 | — | 70,000 | — | — | — | — | — |
| 88,600 | 50,000 | — | — | 40,000 | — | — | — |
| 97,370 | 280,000 | — | — | 1,108 | 5,000 | — | 2,000 |
| 82,200 | 170,000 | — | — | — | — | — | — |
| 33,000 | 130,000 | — | — | 56,000 | 1,000 | — | — |
| 26,000 | — | 1,400 | — | 4,500 | — | — | — |
| 53,000 | — | — | — | 1,500 | — | — | — |
| 71,720 | — | — | — | 26,500 | — | — | — |
| 153,155 | — | — | — | — | — | 105,000 | — |
| 323,639 | — | — | — | — | — | — | — |

說明：(1) 見第一表。 Note: (1) Cf. Table 1.

附表二 上海現銀經由滬

SUPPLEMENTARY TABLE 2. SILVER SHIPPED TO SHANGHAI FROM STATIONS

(單位：國幣銀元)

| 時 期 Period | 共 Total 計 | | 杭 Hangchow 州 (2) | | 嘉 Kaishing 興 | |
|---------------|-----------------------|-------------------------|-----------------------|-------------------------|-----------------------|-------------------------|
| | 運 入 To Shanghai | 運 出 From Shanghai | 運 入 To Shanghai | 運 出 From Shanghai | 運 入 To Shanghai | 運 出 From Shanghai |
| 民國十八年 1929 | 82,722,155 | 85,583,761 | 79,983,700 | 76,342,951 | 1,262,500 | 4,411,400 |
| 十九年 1930 | 80,064,741 | 74,358,470 | 75,296,470 | 66,280,360 | 2,643,900 | 3,179,500 |
| 二十年 1931 | 76,914,980 | 78,011,929 | 75,327,700 | 76,256,523 | 974,050 | 844,600 |
| 二十一年 1932 | 9,685,414 | 2,496,834 | 8,817,250 | 2,151,934 | 302,100 | 162,000 |
| 二十二年 1933 | 3,215,832 | 5,067,200 | 2,860,200 | 3,935,200 | 169,900 | 621,800 |
| 二十三年 1934 | 2,097,400 | 4,100,600 | 1,878,000 | 2,979,200 | 16,700 | 690,000 |
| 二十四年 1935 | 4,369,799 | 3,557,650 | 3,975,549 | 3,472,650 | 146,300 | 50,000 |
| 民國二十三年 1934 | | | | | | |
| 九 月 Sept. | 44,800 | 730,400 | 36,300 | 600,000 | — | 70,000 |
| 十 月 Oct. | 217,600 | 650,000 | 201,400 | 400,000 | — | 200,000 |
| 十一月 Nov. | 299,600 | 401,000 | 266,000 | 301,000 | — | 100,000 |
| 十二月 Dec. | 344,600 | 600,000 | 335,400 | 300,000 | — | 150,000 |
| 民國二十四年 1935 | | | | | | |
| 一 月 Jan. | 37,500 | 250,500 | 33,900 | 200,500 | — | 50,000 |
| 二 月 Feb. | 220,000 | 270,000 | 220,000 | 270,000 | — | — |
| 三 月 Mar. | 120,000 | — | 110,000 | — | — | — |
| 四 月 Apr. | 958,620 | — | 958,620 | — | — | — |
| 五 月 May | — | 2,150 | — | 2,150 | — | — |
| 六 月 June | 507,459 | — | 303,109 | — | — | — |
| 七 月 July | 465,120 | — | 465,120 | — | — | — |
| 八 月 Aug. | 264,800 | 35,000 | 264,800 | — | — | — |
| 九 月 Sept. | 690,000 | — | 690,000 | — | — | — |
| 十 月 Oct. | 450,000 | — | 350,000 | — | 100,000 | — |
| 十一月 Nov. | 250,000 | — | 250,000 | — | — | — |
| 十二月 Dec. | 406,300 | 3,000,000 | 320,000 | 3,000,000 | 46,300 | — |
| 民國二十五年 1936 | | | | | | |
| 一 月 Jan. | 20,000 | — | — | — | — | — |

材料來源：見第一表。 Source: Cf. Table 1.

杭甬鐵路各站運出入價值

ALONG THE SHANGHAI-HANGCHOW-NINGPO RAILWAY & VICE VERSA

Unit: \$1.00)

| 時 期 Period | 長 安 Changan | | 硤 石 Yehzah | | 其 他 Others | |
|---------------|-----------------------|-------------------------|-----------------------|-------------------------|-----------------------|-------------------------|
| | 運 入 To Shanghai | 運 出 From Shanghai | 運 入 To Shanghai | 運 出 From Shanghai | 運 入 To Shanghai | 運 出 From Shanghai |
| 民國十八年 1929 | 175,681 | 2,032,200 | 872,524 | 690,510 | 427,750 | 2,106,706 |
| 十九年 1930 | 222,951 | 1,803,200 | 1,393,240 | 958,070 | 508,180 | 2,137,340 |
| 二十年 1931 | 66,332 | 263,400 | 442,798 | 150,430 | 104,100 | 496,976 |
| 二十一年 1932 | 109,114 | — | 118,100 | 8,100 | 338,850 | 174,800 |
| 二十二年 1933 | 43,912 | 20,000 | 71,200 | 129,200 | 70,620 | 311,000 |
| 二十三年 1934 | 45,200 | — | 57,600 | 370,000 | 99,900 | 61,400 |
| 二十四年 1935 | 2,000 | — | 203,073 | — | 42,877 | 35,000 |
| 民國二十三年 1934 | | | | | | |
| 九 月 Sept. | — | — | — | 60,000 | 8,500 | 400 |
| 十 月 Oct. | 3,800 | — | — | — | 12,400 | 50,000 |
| 十一月 Nov. | 13,600 | — | 13,100 | — | 6,900 | — |
| 十二月 Dec. | 9,200 | — | — | 150,000 | — | — |
| 民國二十四年 1935 | | | | | | |
| 一 月 Jan. | 2,000 | — | 1,600 | — | — | — |
| 二 月 Feb. | — | — | — | — | — | — |
| 三 月 Mar. | — | — | — | — | — | — |
| 四 月 Apr. | — | — | — | — | — | — |
| 五 月 May | — | — | — | — | — | — |
| 六 月 June | — | — | 201,473 | — | 2,877 | — |
| 七 月 July | — | — | — | — | — | — |
| 八 月 Aug. | — | — | — | — | — | 35,000 |
| 九 月 Sept. | — | — | — | — | — | — |
| 十 月 Oct. | — | — | — | — | — | — |
| 十一月 Nov. | — | — | — | — | — | — |
| 十二月 Dec. | — | — | — | — | 40,000 | — |
| 民國二十五年 1936 | | | | | | |
| 一 月 Jan. | — | — | — | — | 20,000 | — |

說 明：(2 見第一表。 Note: (2) Cf. Table 1.

附表三 上海現銀經由江海關對外洋各國運出入價值 (3)

SUPPLEMENTARY TABLE 3. SILVER SHIPPED TO SHANGHAI FROM FOREIGN COUNTRIES THROUGH MARITIME CUSTOMS, AND VICE VERSA. (3)

| 時 期 Period | 共 計 Total | | 英 國 Great Britain | | 美 國 U. S. A. | |
|---------------|-----------------------|-------------------------|-----------------------|-------------------------|-----------------------|-------------------------|
| | 運 入 To Shanghai | 運 出 From Shanghai | 運 入 To Shanghai | 運 出 From Shanghai | 運 入 To Shanghai | 運 出 From Shanghai |
| 民國十八年 1929 | 156,803,244 | 20,548,245 | — | — | — | — |
| 十九年 1930 | 103,308,069 | 49,347,146 | — | — | — | — |
| 二十年 1931 | 51,702,222 | 31,167,905 | — | — | — | — |
| 二十一年 1932 | 85,410,578 | 45,856,032(4) | 3,953,490 | 318,876 | 23,626,323 | 942,244 |
| 二十二年 1933 | 75,785,514(4) | 85,153,927(4) | 6,911,693 | 215,347 | 27,914,139 | 66,419,339 |
| 二十三年 1934 | 4,571,543 | 233,345,684 | — | 139,403,752 | 2,354,105 | 36,056,915 |
| 二十四年 1935 | 8,429,335 | 68,730,603 | 2,925,000 | — | — | 67,684,739 |
| 民國二十三年 1934 | | | | | | |
| 九 月 Sept. | — | 36,541,727 | — | 22,895,503 | — | 10,034,807 |
| 十 月 Oct. | — | 42,673,564 | — | 29,759,646 | — | 9,996,941 |
| 十 一 月 Nov. | — | 11,350,000 | — | 3,885,000 | — | 3,500,000 |
| 十 二 月 Dec. | — | 9,544,723 | — | 550,006 | — | 37 |
| 民國二十四年 1935 | | | | | | |
| 一 月 Jan. | 2,560,000 | 100 | — | — | — | 100 |
| 二 月 Feb. | 376,500 | — | — | — | — | — |
| 三 月 Mar. | 660,000 | — | — | — | — | — |
| 四 月 Apr. | 4,160,000 | 1,187,700 | 2,925,000 | — | — | 154,220 |
| 五 月 May | 10,874 | — | — | — | — | — |
| 六 月 June | — | 10,643 | — | — | — | — |
| 七 月 July | — | — | — | — | — | — |
| 八 月 Aug. | — | 1,736 | — | — | — | — |
| 九 月 Sept. | 661,961 | — | — | — | — | — |
| 十 月 Oct. | — | — | — | — | — | — |
| 十 一 月 Nov. | — | — | — | — | — | — |
| 十 二 月 Dec. | — | 67,530,424 | — | — | — | 67,530,419 |
| 民國二十五年 1936 | | | | | | |
| 一 月 Jan. | — | 16,664,432 | — | 661,961 | — | 16,002,471 |

材料來源 Source: 見第一表。Cf. Table 1.

說 明 Notes: (3). 見第一表 Cf Table 1 Note (3).

(4) 本表係根據每月財政部關稅署送來之資料編製，其二十一年運出之數字及二十二年運出入之數字因海關兩項換算銀元之關係，致與中橫行細數相加與共計略有不符，希閱者注意。

附表三 上海現銀經由江海關對外洋各國運出入價值 (3) (續)

SUPPLEMENTARY TABLE 3. SILVER SHIPPED TO SHANGHAI FROM FOREIGN COUNTRIES THROUGH MARITIME CUSTOMS, AND VICE VERSA. (3) (Cont'd)

| 時 期 Period | 加 拿 大 Canada | | 香 港 Hongkong | | 印 度 緬 甸 等 處 British India (Including Burma) | |
|---------------|-----------------------|-------------------------|-----------------------|-------------------------|---|-------------------------|
| | 運 入 To Shanghai | 運 出 From Shanghai | 運 入 To Shanghai | 運 出 From Shanghai | 運 入 To Shanghai | 運 出 From Shanghai |
| 民國十八年 1929 | — | — | — | — | — | — |
| 十九年 1930 | — | — | — | — | — | — |
| 二十年 1931 | — | — | — | — | — | — |
| 二十一年 1932 | 4,178,582 | — | 51,954,638 | 6,549,712 | 255,337 | 2,853,956 |
| 二十二年 1933 | 1,344,501 | — | 36,444,203 | 13,954,176 | 1,331,847 | — |
| 二十三年 1934 | — | — | 2,095,574 | 16,509,620 | — | 29,907,012 |
| 二十四年 1935 | — | — | 5,504,335 | 345,643 | — | — |
| 民國二十三年 1934 | | | | | | |
| 九 月 Sept. | — | — | — | 1,368,200 | — | — |
| 十 月 Oct. | — | — | — | 216,500 | — | — |
| 十一月 Nov. | — | — | — | 2,015,000 | — | — |
| 十二月 Dec. | — | — | — | 8,784,500 | — | — |
| 民國二十四年 1935 | | | | | | |
| 一 月 Jan. | — | — | 2,560,000 | — | — | — |
| 二 月 Feb. | — | — | 376,500 | — | — | — |
| 三 月 Mar. | — | — | 660,000 | — | — | — |
| 四 月 Apr. | — | — | 1,235,000 | 335,000 | — | — |
| 五 月 May | — | — | 10,874 | — | — | — |
| 六 月 June | — | — | — | 10,643 | — | — |
| 七 月 July | — | — | — | — | — | — |
| 八 月 Aug. | — | — | — | — | — | — |
| 九 月 Sept. | — | — | 661,961 | — | — | — |
| 十 月 Oct. | — | — | — | — | — | — |
| 十一月 Nov. | — | — | — | — | — | — |
| 十二月 Dec. | — | — | — | — | — | — |
| 民國二十五年 1936 | | | | | | |
| 一 月 Jan. | — | — | — | — | — | — |

(4) It should be noted that the figures in this table are compiled out of the official reports of Customs Administration. Owing to the conversion of Hk. taels into dollars, the sum of silver shipped to Shanghai in 1933 and that of from Shanghai in 1932 and 1933 are not exactly equal to their respective totals.

附表三 上海現銀經由江海關對外洋各國運出入價值 (3) (續)

SUPPLEMENTARY TABLE 3. SILVER SHIPPED TO SHANGHAI FROM FOREIGN COUNTRIES THROUGH MARITIME CUSTOMS AND VICE VERSA. (3) (Cont'd)

| 時 期 Period | 新嘉坡等處 Straits Settlements and F. M. S. | | 關東租借地 Kwantung Leased Territory | | 其 他 Other Countries | |
|---------------|--|-------------------------|---------------------------------------|-------------------------|------------------------|-------------------------|
| | 運 入 To Shanghai | 運 出 From Shanghai | 運 入 To Shanghai | 運 出 From Shanghai | 運 入 To Shanghai | 運 出 From Shanghai |
| 民國十八年 1929 | — | — | — | — | — | — |
| 十九年 1930 | — | — | — | — | — | — |
| 二十年 1931 | — | — | — | — | — | — |
| 二十一年 1932 | — | — | 236,326 | 34,706,567 | 1,205,832 | 493,684 |
| 二十二年 1933 | 40,505 | 1,544,572 | 610,475 | 2,790,422 | 1,188,150 | 230,069 |
| 二十三年 1934 | 3,120 | 850,969 | — | — | 118,744 | 10,662,416 |
| 二十四年 1935 | — | — | — | — | — | 700,221 |
| 民國二十三年 1934 | | | | | | |
| 九 月 Sept. | — | 34,892 | — | — | — | 2,208,325 |
| 十 月 Oct. | — | 6,900 | — | — | — | 2,693,577 |
| 十一月 Nov. | — | — | — | — | — | 1,950,000 |
| 十二月 Dec. | — | 210,180 | — | — | — | — |
| 民國二十四年 1935 | | | | | | |
| 一 月 Jan. | — | — | — | — | — | — |
| 二 月 Feb. | — | — | — | — | — | — |
| 三 月 Mar. | — | — | — | — | — | — |
| 四 月 Apr. | — | — | — | — | — | 698,480 |
| 五 月 May | — | — | — | — | — | — |
| 六 月 June | — | — | — | — | — | — |
| 七 月 July | — | — | — | — | — | — |
| 八 月 Aug. | — | — | — | — | — | 1,736 |
| 九 月 Sept. | — | — | — | — | — | — |
| 十 月 Oct. | — | — | — | — | — | — |
| 十一月 Nov. | — | — | — | — | — | — |
| 十二月 Dec. | — | — | — | — | — | 5 |
| 民國二十五年 1936 | | | | | | |
| 一 月 Jan. | — | — | — | — | — | — |

附表四 上海現銀經由江海關對國內各通商口岸運出入價值 (3)

SUPPLEMENTARY TABLE 4. SILVER SHIPPED TO SHANGHAI FROM INTERIOR PORTS THROUGH MARITIME CUSTOMS, AND VICE VERSA (3) (Cont'd)

| 時 期 Period | 共 計 Total | | 南 京 Nanking | | 廈 門 Amoy | |
|---------------|-----------------------|-------------------------|-----------------------|-------------------------|-----------------------|-------------------------|
| | 運 入 To Shanghai | 運 出 From Shanghai | 運 入 To Shanghai | 運 出 From Shanghai | 運 入 To Shanghai | 運 出 From Shanghai |
| 民國十八年 1929 | 27,158,694 | 71,351,724 | — | 266,199 | 76,633 | 5,990,339 |
| 十九年 1930 | 15,245,981(5) | 6,924,163 | — | — | 35,110 | 14,822,412 |
| 二十年 1931 | 17,823,050(5) | 78,629,277 | — | — | — | 5,494,542 |
| 二十一年 1932 | 119,073,090(5) | 15,482,838(5) | 19,139,073 | 1,127,201 | 115,683 | 5,541,914 |
| 二十二年 1933 | 75,056,310(5) | 10,050,182 | — | — | 7,662,397 | — |
| 二十三年 1934 | 19,912,532 | 64,178,323 | 50,000 | 100,000 | 612,652 | 6,201,200 |
| 二十四年 1935 | 14,198,577 | 27,510,000 | 302,977 | 3,420,000 | 3,184,990 | 3,650,000 |
| 民國二十三年 1934 | | | | | | |
| 九月 Sept. | 334,797 | 1,065,000 | — | — | 69,797 | — |
| 十月 Oct. | 56,632 | 7,938,000 | — | — | 64,232 | 1,600,000 |
| 十一月 Nov. | 652,980 | 33,275,000 | — | — | — | 2,440,000 |
| 十二月 Dec. | 193,787 | 17,530,000 | — | 100,000 | — | 2,150,000 |
| 民國二十四年 1935 | | | | | | |
| 一月 Jan. | 885,524 | 5,050,000 | — | — | — | 950,000 |
| 二月 Feb. | 215,807 | 2,680,000 | 30,000 | 100,000 | 12,236 | — |
| 三月 Mar. | 1,590,920 | 1,190,000 | 272,977 | 320,000 | — | — |
| 四月 Apr. | 1,717,661 | 2,680,000 | — | 200,000 | 3,250 | 700,000 |
| 五月 May | 2,242,037 | 3,750,000 | — | 50,000 | — | 2,000,000 |
| 六月 June | 206,358 | 1,630,000 | — | 350,000 | — | — |
| 七月 July | 61,579 | 5,800,000 | — | 900,000 | — | — |
| 八月 Aug. | 715,995 | 700,000 | — | 250,000 | 330,013 | — |
| 九月 Sept. | 1,107,993 | 1,880,000 | — | 1,050,000 | 1,423 | — |
| 十月 Oct. | 139,980 | 600,000 | — | — | — | — |
| 十一月 Nov. | 418,764 | 1,500,000 | — | 200,000 | 375 | — |
| 十二月 Dec. | 4,905,959 | — | — | — | 2,837,711 | — |
| 民國二十五年 1936 | | | | | | |
| 一月 Jan. | 1,699,385 | — | — | — | 1,300,312 | — |

材料來源 Source: 見第一表。Cf. Table 1.

說明 Note: (3) 見第一表 Cf. Table 1. Note (3)

(5) 本表係根據每月財政部關稅署造冊之資料編製，其十九年，二十年，二十一年，及二十二年之運入數字及二十一年之運出數字因海關開換算單位之關係致表中橫行細數相加與共計略有不符，希閱者注意。

附表四 上海現銀經由江海關對國內各通商口岸運出入價值⁽³⁾(續)

SUPPLEMENTARY TABLE 4. SILVER SHIPPED TO SHANGHAI FROM INTERIOR PORTS THROUGH MARITIME CUSTOMS, AND VICE VERSA (3) (Cont'd)

| 時 期 Period | 漢 口 Hankow | | 天 津 Tientsin | | 蕪 湖 Wuhu | |
|---------------|---------------|-------------|-----------------|-------------|-------------|-------------|
| | 運 入 To | 運 出 From | 運 入 To | 運 出 From | 運 入 To | 運 出 From |
| | Shanghai | Shanghai | Shanghai | Shanghai | Shanghai | Shanghai |
| 民國十八年 1929 | 63,916 | 5,663,843 | 13,576,964 | 13,020,119 | 1,985,216 | 3,311,567 |
| 十九年 1930 | 617,413 | 5,518,267 | 166,863 | 1,026,661 | 6,835,512 | 153,999 |
| 二十年 1931 | 5,317,137 | 2,628,065 | 71,174 | 12,193,408 | 2,900,761 | 51,202 |
| 二十一年 1932 | 37,365,214 | 53,738 | 12,325,755 | — | 9,412,064 | — |
| 二十二年 1933 | 27,451,852 | 5,411,362 | 53,809 | 771,800 | 4,331,173 | 300,000 |
| 二十三年 1934 | 8,728,982 | 27,279,418 | 90,000 | 2,250,000 | 1,511,160 | 400,000 |
| 二十四年 1935 | 2,638,927 | 9,180,000 | 34,000 | 3,000,000 | 820,634 | 50,000 |
| 民國二十三年 1934 | | | | | | |
| 九 月 Sept. | — | — | — | — | — | 200,000 |
| 十 月 Oct. | — | 2,550,000 | — | — | — | 100,000 |
| 十一月 Nov. | 109,780 | 15,340,000 | — | 500,000 | — | 100,000 |
| 十二月 Dec. | 137,242 | 8,250,000 | — | 1,750,000 | — | — |
| 民國二十四年 1935 | | | | | | |
| 一 月 Jan. | 454,074 | 1,000,000 | 19,000 | 1,100,000 | — | — |
| 二 月 Feb. | 54,318 | 80,000 | — | — | — | — |
| 三 月 Mar. | 86,411 | 300,000 | — | — | 110,000 | — |
| 四 月 Apr. | 341,166 | 1,000,000 | — | — | 200,000 | — |
| 五 月 May | 1,108,882 | 1,350,000 | — | — | 100,000 | — |
| 六 月 June | 96,358 | 700,000 | — | — | 100,000 | — |
| 七 月 July | 46,579 | 4,250,000 | 15,000 | — | — | — |
| 八 月 Aug. | 134,932 | 200,000 | — | — | 100,000 | — |
| 九 月 Sept. | 114,570 | — | — | 800,000 | — | — |
| 十 月 Oct. | 56,130 | — | — | 300,000 | 6,050 | — |
| 十一月 Nov. | 145,507 | 300,000 | — | 800,000 | 50,000 | 50,000 |
| 十二月 Dec. | — | — | — | — | 154,584 | — |
| 民國二十五年 1936 | | | | | | |
| 一 月 Jan. | 225,273 | — | — | — | — | — |

(5) It should be noted that the figures in this table are compiled out of the official reports of customs Administration. Owing to the conversion of Hk taels into dollars, the sum of silver shipped to Shanghai in 1930, 1931, 1932 and 1933 and that of from Shanghai in 1932 are not exactly equal to their respective totals.

附表四 上海現銀經由江海關對國內各通商口岸運出入價值 (3) (續)

SUPPLEMENTARY TABLE 4. SILVER SHIPPED TO SHANGHAI FROM INTERIOR PORTS THROUGH MARITIME CUSTOMS, AND VICE VERSA (3) (Cont'd)

| 時 期 Period | 溫 州 Wenchow | | 九 江 Kiukiang | | 宜 昌 I-ching | |
|---------------|----------------|-------------|-----------------|-------------|----------------|-------------|
| | 運 入 To | 運 出 From | 運 入 To | 運 出 From | 運 入 To | 運 出 From |
| | Shanghai | Shanghai | Shanghai | Shanghai | Shanghai | Shanghai |
| 民國十八年 1929 | 1,940,953 | 154,921 | 495,210 | 4,330,158 | — | — |
| 十九年 19.0 | 2,009,008 | — | 1,882,666 | 600,563 | — | 304,919 |
| 二十年 1931 | 1,860,719 | 358,420 | 849,979 | 5,454,956 | — | 415,767 |
| 二十一年 1932 | 4,679,439 | 42,249 | 13,607,334 | 419,096 | 4,853,139 | — |
| 二十二年 1933 | 6,149,562 | 130,000 | 5,917,944 | 500,000 | 6,831,830 | — |
| 二十三年 1934 | 1,150,000 | 550,000 | 1,727,145 | 1,400,000 | 1,781,000 | 15,000 |
| 二十四年 1935 | 1,810,000 | 280,000 | 3,113,760 | — | 45,000 | — |
| 民國二十三年 1934 | | | | | | |
| 九 月 Sept. | — | — | — | 250,000 | 65,000 | — |
| 十 月 Oct. | — | — | 32,400 | 50,000 | — | — |
| 十一月 Nov. | — | 350,000 | 43,200 | 150,000 | — | — |
| 十二月 Dec. | — | 200,000 | 16,545 | 450,000 | 40,000 | — |
| 民國二十四年 1935 | | | | | | |
| 一 月 Jan. | — | 50,000 | 54,450 | — | 45,000 | — |
| 二 月 Feb. | — | — | 76,153 | — | — | — |
| 三 月 Mar. | — | 200,000 | 954,675 | — | — | — |
| 四 月 Apr. | — | — | 923,245 | — | — | — |
| 五 月 May | — | — | 427,187 | — | — | — |
| 六 月 June | — | 30,000 | — | — | — | — |
| 七 月 July | — | — | — | — | — | — |
| 八 月 Aug. | — | — | 151,050 | — | — | — |
| 九 月 Sept. | 600,000 | — | 380,000 | — | — | — |
| 十 月 Oct. | — | — | 59,400 | — | — | — |
| 十一月 Nov. | 160,000 | — | 59,460 | — | — | — |
| 十二月 Dec. | 1,050,000 | — | 28,800 | — | — | — |
| 民國二十五年 1936 | | | | | | |
| 一 月 Jan. | 100,000 | — | 37,800 | — | — | — |

附表四 上海現銀經由江海關對國內各通商口岸運出入價值(3)(續)

SUPPLEMENTARY TABLE 4. SILVER SHIPPED TO SHANGHAI FROM INTERIOR PORTS THROUGH MARITIME CUSTOMS, AND VICE VERSA (3) (Cont'd)

| 時 期 Period | 煙 台 Chefoo | | 青 島 Tsingtao | | 其 他 Others | |
|---------------|---------------|-------------|-----------------|-------------|---------------|-------------|
| | 運 入 To | 運 出 From | 運 入 To | 運 出 From | 運 入 To | 運 出 From |
| | Shanghai | Shanghai | Shanghai | Shanghai | Shanghai | Shanghai |
| 民國十八年 1929 | 7,437 | 2,034,655 | — | — | 9,012,315 | 32,579,923 |
| 十九年 1930 | 23,611 | 1,831,968 | — | — | 3,675,799 | 32,655,374 |
| 二十年 1931 | 41,925 | 4,962,545 | — | — | 6,775,357 | 47,070,372 |
| 二十一年 1932 | 82,219 | 3,249,452 | — | 2,920,581 | 17,493,130 | 4,128,612 |
| 二十二年 1933 | 7,775,670 | 444,158 | 1,430,439 | 100,000 | 7,451,637 | 2,392,862 |
| 二十三年 1934 | 3,018,000 | 3,207,110 | 5,000 | 3,350,000 | 1,238,593 | 19,425,600 |
| 二十四年 1935 | 8,000 | 1,200,000 | 649,068 | 400,000 | 1,591,221 | 6,330,000 |
| 民國二十三年 1934 | | | | | | |
| 九月 Sept. | 200,000 | — | — | — | — | 615,000 |
| 十月 Oct. | — | — | — | 1,000,000 | — | 2,638,000 |
| 十一月 Nov. | — | 400,000 | — | 500,000 | 500,000 | 13,495,000 |
| 十二月 Dec. | — | 2,000,000 | — | 1,850,000 | — | 780,000 |
| 民國二十四年 1935 | | | | | | |
| 一月 Jan. | — | 500,000 | — | — | 313,000 | 1,450,000 |
| 二月 Feb. | — | 500,000 | 43,100 | — | — | 2,000,000 |
| 三月 Mar. | 8,000 | — | — | — | 159,457 | 370,000 |
| 四月 Apr. | — | — | — | — | 250,000 | 780,000 |
| 五月 May | — | — | 605,968 | 200,000 | — | 150,000 |
| 六月 June | — | — | — | — | 10,000 | 600,000 |
| 七月 July | — | — | — | — | — | 650,000 |
| 八月 Aug. | — | 200,000 | — | — | — | 50,000 |
| 九月 Sept. | — | — | — | — | 12,060 | 30,000 |
| 十月 Oct. | — | — | — | 200,000 | 8,400 | 100,000 |
| 十一月 Nov. | — | — | — | — | 3,500 | 150,000 |
| 十二月 Dec. | — | — | — | — | 834,864 | — |
| 民國二十五年 1936 | | | | | | |
| 一月 Jan. | — | — | — | — | 36,000 | — |

附表五 上海現銀存底價值 (6)

SUPPLEMENTARY TABLE 5. STOCK OF SILVER IN SHANGHAI

| 時 期 Period | 總 計 (7) Grand total 單 位 千 元 Unit \$ 1,000 | 折 合 共 計 (8) Total 單 位 千 元 Unit: \$ 1,000 | | 銀 元 Silver Dollars 單 位 千 元 Unit: 1,000 | |
|---------------|---|---|--------------------------------|---|--------------------------------|
| | | 中 國 銀 行 號 存 款 Chinese banks | 外 國 銀 行 號 存 款 Foreign banks | 中 國 銀 行 號 存 款 Chinese banks | 外 國 銀 行 號 存 款 Foreign banks |
| | | | | | |
| 民國十八年 1929 | 221,998.1 | 129,068.0 | 92,930.1 | 87,463.6 | 25,807.6 |
| 十九年 1930 | 564,502.8 | 158,273.7 | 106,229.1 | 106,593.5 | 19,389.4 |
| 二十年 1931 | 253,066.5 | 176,809.1 | 76,257.4 | 127,856.1 | 22,834.8 |
| 二十一年 1932 | 358,758.8 | 222,659.4 | 136,099.4 | 183,257.3 | 35,285.9 |
| 二十二年 1933 | 457,136.0 | 264,495.4 | 192,640.6 | 198,925.6 | 67,268.0 |
| 二十三年 1934 | 517,445.7 | 314,047.9 | 203,397.7 | 228,795.9 | 119,992.1 |
| 二十四年 1935 | 325,164.6 | 281,750.5 | 43,414.1 | 238,549.4 | 29,746.3 |
| 民國二十三年 1934 | | | | | |
| 九 月 Sept. | 470,113.6 | 313,864.5 | 156,249.1 | 233,184.0 | 114,468.0 |
| 十 月 Oct. | 429,873.8 | 312,705.3 | 117,168.6 | 234,507.5 | 88,945.0 |
| 十一月 Nov. | 397,694.4 | 311,836.0 | 85,768.4 | 236,572.5 | 64,242.5 |
| 十二月 Dec. | 351,423.0 | 290,964.8 | 60,458.2 | 220,152.0 | 41,074.0 |
| 民國二十四年 1935 | | | | | |
| 一 月 Jan. | 328,716.9 | 283,548.0 | 45,168.8 | 215,442.5 | 36,635.0 |
| 二 月 Feb. | 334,556.8 | 290,861.6 | 43,695.1 | 235,020.0 | 27,370.0 |
| 三 月 Mar. | 334,171.8 | 286,146.5 | 48,025.3 | 235,530.0 | 29,320.0 |
| 四 月 Apr. | 334,060.5 | 279,039.6 | 54,970.9 | 234,540.0 | 34,070.0 |
| 五 月 May | 335,069.4 | 285,986.4 | 49,033.0 | 245,450.0 | 31,860.0 |
| 六 月 June | 335,745.9 | 290,909.9 | 44,836.0 | 247,290.0 | 31,430.0 |
| 七 月 July | 339,627.8 | 300,979.8 | 38,648.0 | 251,500.0 | 31,070.0 |
| 八 月 Aug. | 329,497.8 | 289,313.8 | 40,184.0 | 242,720.0 | 30,810.0 |
| 九 月 Sept. | 331,875.9 | 293,758.9 | 38,117.0 | 250,360.0 | 29,590.0 |
| 十 月 Oct. | 335,327.8 | 294,443.8 | 40,884.0 | 255,920.0 | 31,440.0 |
| 十一月 Nov. | 287,722.7 | 246,524.7 | 41,193.0 | 223,040.0 | 22,460.0 |
| 十二月 Dec. | 275,602.0 | 239,443.0 | 36,159.0 | 225,780.0 | 20,900.0 |
| 民國二十五年 1936 | | | | | |
| 一 月 Jan. | 146,998.0 | 127,379.0 | 19,619.0 | 117,510.0 | 12,380.0 |

材料來源: Source: 1. 上海銀行週報社出版經濟統計 Statistical supplement of the Banker's Weekly.

2. 上海中國銀行經濟研究室出版中外商業金融彙報 "Financial and Commercial Monthly Bulletin" published by the Research Department, Bank of China.

說 明: Notes: (6) 本表數字,現改用月底存額數目,二十四年二月以前銀元原兩大條各項數字,係按各該月週末數平均計出。 The monthly averages since Feb. 1935 represent stock held at the end of each month.

(7) 總計與折合共計總數字,以四捨五入之故,尾數間有不同。 On account of conversion, figures in the column of grand total

附表五 上海現銀存底價值(6)(續)

SUPPLEMENTARY TABLE 5. STOCK OF SILVER IN SHANGHAI (Cont'd)

| 時 期 Period | 銀 兩 Silver sycee 單位 千兩 Unit: Tls 1,000 | | 大 條 Silver bar 單位 一條 Unit: 1 bar | | 廠 條 Mint bar 單位 一條 Unit: 1 bar | |
|---------------|---|-------------------------|---|-------------------------|---|------------------------|
| | 中國銀行存款 Chinese banks | 外國銀行存款 Foreign banks | 中國銀行存款 Chinese banks | 外國銀行存款 Foreign banks | 中國銀行存款 Chinese banks | 外國銀行存款 Foreign bank |
| | | | | | | |
| 民國十八年 1929 | 22,721.6 | 47,633.6 | 7,191.8 | 642.6 | — | — |
| 十九年 1930 | 29,859.2 | 61,738.2 | 7,500.1 | 1,103.5 | — | — |
| 二十年 1931 | 34,363.3 | 37,905.0 | 1,142.2 | 823.3 | — | — |
| 二十一年 1932 | 26,046.1 | 67,814.9 | 1,772.3 | 3,134.9 | — | — |
| 二十二年 1933 | 40,978.2 | 87,716.7 | 5,821.2 | 1,901.8 | 100.0 | — |
| 二十三年 1934 | 38,760.6 | 56,274.9 | 7,784.8 | 210.3 | 20,153.7 | 4,405.3 |
| 二十四年 1935 | 3,320.8(9) | 525.8(9) | 7,294.8(9) | — | 28,354.2 | 12,932.4 |
| 民國二十三年 1934 | | | | | | |
| 九月 Sept. | 30,142.0 | 27,090.0 | 7,980.0 | — | 27,363 | 3,893 |
| 十月 Oct. | 25,417.5 | 17,127.5 | 7,980.0 | — | 31,488 | 4,269 |
| 十一月 Nov. | 21,322.5 | 12,940.0 | 7,980.0 | — | 34,231 | 3,428 |
| 十二月 Dec. | 17,910.0 | 7,986.0 | 7,980.0 | — | 34,603 | 8,215 |
| 民國二十四年 1935 | | | | | | |
| 一月 Jan. | 15,250.0 | 3,690.0 | 7,980.0 | — | 35,616 | 3,373 |
| 二月 Feb. | 10,190.0 | 1,340.0 | 7,950.0 | — | 30,471 | 14,451 |
| 三月 Mar. | 8,140.0 | 1,220.0 | 7,950.0 | — | 23,113 | 16,999 |
| 四月 Apr. | 5,960.0 | 60.0 | 7,950.0 | — | 25,095 | 20,817 |
| 五月 May | 310.0 | — | 7,980.0 | — | 28,934 | 17,223 |
| 六月 June | — | — | 7,950.0 | — | 32,501 | 13,406 |
| 七月 July | — | — | 7,980.0 | — | 38,319 | 7,578 |
| 八月 Aug. | — | — | 7,980.0 | — | 35,433 | 9,374 |
| 九月 Sept. | — | — | 7,950.0 | — | 32,280 | 8,527 |
| 十月 Oct. | — | — | 7,980.0 | — | 27,363 | 9,444 |
| 十一月 Nov. | — | — | 7,917.0 | — | 12,412 | 18,738 |
| 十二月 Dec.(10) | — | — | — | — | 13,663 | 15,259 |
| 民國二十五年 1936 | | | | | | |
| 一月 Jan. | — | — | — | — | 9,869 | 7,239 |

might be slightly different from the sum of those in the column of total.

(8) 銀兩按各該年月平均牌厘折合為銀元。大條每條作千兩計算。Tael are converted into silver dollars according to the rate of the corresponding periods, and silver bar is converted into taels at 1,000 taels per bar.

(9) 平均數字為求與總計符合起見，仍以十二個月計算。The average is obtained by dividing the sum of stock of silver sycee of different months into 12.

(10) 自二十四年十二月份起根據中外商業金融彙報。Since Dec. 1935, based on figures in "Financial and Commercial Monthly Bulletin."