







# NBS TECHNICAL NOTE 680

U. S. DEPARTMENT OF COMMERCE / National Bureau of Standards

## Application of Infrared Frequency Synthesis Techniques With Metal- Insulator-Metal Diodes to the Spin Flip Raman Laser

QC  
100  
.U5753  
no. 680  
1976  
c.2

## NATIONAL BUREAU OF STANDARDS

The National Bureau of Standards<sup>1</sup> was established by an act of Congress March 3, 1901. The Bureau's overall goal is to strengthen and advance the Nation's science and technology and facilitate their effective application for public benefit. To this end, the Bureau conducts research and provides: (1) a basis for the Nation's physical measurement system, (2) scientific and technological services for industry and government, (3) a technical basis for equity in trade, and (4) technical services to promote public safety. The Bureau consists of the Institute for Basic Standards, the Institute for Materials Research, the Institute for Applied Technology, the Institute for Computer Sciences and Technology, and the Office for Information Programs.

**THE INSTITUTE FOR BASIC STANDARDS** provides the central basis within the United States of a complete and consistent system of physical measurement; coordinates that system with measurement systems of other nations; and furnishes essential services leading to accurate and uniform physical measurements throughout the Nation's scientific community, industry, and commerce. The Institute consists of the Office of Measurement Services, the Office of Radiation Measurement and the following Center and divisions:

Applied Mathematics — Electricity — Mechanics — Heat — Optical Physics — Center for Radiation Research: Nuclear Sciences; Applied Radiation — Laboratory Astrophysics<sup>2</sup> — Cryogenics<sup>2</sup> — Electromagnetics<sup>2</sup> — Time and Frequency<sup>2</sup>.

**THE INSTITUTE FOR MATERIALS RESEARCH** conducts materials research leading to improved methods of measurement, standards, and data on the properties of well-characterized materials needed by industry, commerce, educational institutions, and Government; provides advisory and research services to other Government agencies; and develops, produces, and distributes standard reference materials. The Institute consists of the Office of Standard Reference Materials, the Office of Air and Water Measurement, and the following divisions:

Analytical Chemistry — Polymers — Metallurgy — Inorganic Materials — Reactor Radiation — Physical Chemistry.

**THE INSTITUTE FOR APPLIED TECHNOLOGY** provides technical services to promote the use of available technology and to facilitate technological innovation in industry and Government; cooperates with public and private organizations leading to the development of technological standards (including mandatory safety standards), codes and methods of test; and provides technical advice and services to Government agencies upon request. The Institute consists of the following divisions and Centers:

Standards Application and Analysis — Electronic Technology — Center for Consumer Product Technology: Product Systems Analysis; Product Engineering — Center for Building Technology: Structures, Materials, and Life Safety; Building Environment; Technical Evaluation and Application — Center for Fire Research: Fire Science; Fire Safety Engineering.

**THE INSTITUTE FOR COMPUTER SCIENCES AND TECHNOLOGY** conducts research and provides technical services designed to aid Government agencies in improving cost effectiveness in the conduct of their programs through the selection, acquisition, and effective utilization of automatic data processing equipment; and serves as the principal focus within the executive branch for the development of Federal standards for automatic data processing equipment, techniques, and computer languages. The Institute consists of the following divisions:

Computer Services — Systems and Software — Computer Systems Engineering — Information Technology.

**THE OFFICE FOR INFORMATION PROGRAMS** promotes optimum dissemination and accessibility of scientific information generated within NBS and other agencies of the Federal Government; promotes the development of the National Standard Reference Data System and a system of information analysis centers dealing with the broader aspects of the National Measurement System; provides appropriate services to ensure that the NBS staff has optimum accessibility to the scientific information of the world. The Office consists of the following organizational units:

Office of Standard Reference Data — Office of Information Activities — Office of Technical Publications — Library — Office of International Relations — Office of International Standards.

<sup>1</sup> Headquarters and Laboratories at Gaithersburg, Maryland, unless otherwise noted; mailing address Washington, D.C. 20234.

<sup>2</sup> Located at Boulder, Colorado 80302.

# Application of Infrared Frequency Synthesis Techniques With Metal-Insulator-Metal Diodes to the Spin Flip Raman Laser

*t. Technical Note no. 680*

J. S. Wells  
G. E. Streit  
F. R. Petersen

Time and Frequency Division  
Institute for Basic Standards  
National Bureau of Standards  
Boulder, Colorado 80302



---

U.S. DEPARTMENT OF COMMERCE, Elliot L. Richardson, Secretary  
James A. Baker, III, Under Secretary  
Dr. Betsy Ancker-Johnson, Assistant Secretary for Science and Technology

015  
114  
NATIONAL BUREAU OF STANDARDS, Ernest Ambler, Acting Director  
Issued April 1976

NATIONAL BUREAU OF STANDARDS TECHNICAL NOTE 680

Nat. Bur. Stand. (U.S.), Tech Note 680, 14 pages (Apr. 76)

CODEN: NBTNAE



Application of Infrared Frequency Synthesis Techniques  
with Metal-Insulator-Metal Diodes to  
the Spin Flip Raman Laser

J. S. Wells, G. E. Streit\*, and F. R. Petersen

Infrared frequency synthesis techniques with a metal-insulator-metal (MIM) diode have been extended to include the measurement of the frequency of a spin flip Raman Laser (SFRL). As a result of this extension, spectroscopy in the 5.3  $\mu\text{m}$  region can be put on a frequency rather than a wave-length metrology basis. Additional observations with the diode are in qualitative agreement with recent work relating to non-linear tuning over axial SFRL modes.

Key words: Frequency measurements on tunable lasers; IFS with a tunable laser; infrared frequency synthesis; SFRL frequency measurement; spin flip Raman laser.

I. Introduction

The metal-insulator-metal (MIM) diode<sup>1</sup> has been used with success to measure the frequency of several important gas lasers over the past few years. These measurements have led to a new value for the velocity of light,<sup>2</sup> and to new secondary frequency standards<sup>3,4</sup> in the stabilized  $\text{CO}_2$  laser at 9.4 and 10.6  $\mu\text{m}$ <sup>5,6</sup> and in the methane stabilized helium neon laser at 3.39  $\mu\text{m}$ . We report here an extension of frequency synthesis techniques with the MIM diode to include a tunable laser: namely, the spin flip Raman laser<sup>7</sup> (SFRL) at 5.3  $\mu\text{m}$ .<sup>8,9</sup> This new development when coupled to recent developments of external cavity operation of the SFRL,<sup>10,11</sup> should help the SFRL achieve the potential for spectroscopy which has long been expected of it. Spectroscopy in this region can be put on a frequency metrology rather than a wavelength metrology basis.<sup>12</sup> The capabilities of making frequency measurements at 5.3  $\mu\text{m}$  have acquired added importance by virtue of a recent class of two photon experiments at 10.6  $\mu\text{m}$  with the  $\text{CO}_2$  laser.<sup>13</sup>

II. CO Laser Frequency Measurement

The frequency of the SFRL is measured in two steps. In the first step, the frequency of the CO pump laser is measured; the second step consists of a laser - SFRL difference frequency measurement. Before proceeding, the essentials of infrared frequency synthesis (IFS) will be briefly reviewed.<sup>14</sup> To measure accurately the frequency of a laser,  $\nu_M$ , a

\*National Research Council Post Doctoral Associate with  
National Oceanic and Atmospheric Administration

frequency,  $\nu_S$ , which is close to the frequency to be measured, must be synthesized. The difference between these two frequencies is an intermediate frequency,  $\nu_{IF}$ , typically less than one GHz. The unknown laser frequency is:

$$\nu_M = \nu_S \pm \nu_{IF}$$

$$\nu_S = \ell\nu_1 + m\nu_2 + n\nu_{\mu W}$$

The quantities  $\nu_1$  and  $\nu_2$  are basis laser frequencies which have been determined by prior synthesis measurement, and  $\nu_{\mu W}$  is a microwave frequency. The harmonic numbers  $\ell$ ,  $m$ , and  $n$  are allowed both positive and negative values. The quantity  $(1 + |\ell| + |m| + |n|)$  is called the mixing order.<sup>15</sup> The harmonic generation, as well as the mixing which produces the intermediate frequency to be measured, occurs in a suitable MIM diode, typically a sharpened tungsten wire antenna on a nickel base. One particular consideration has been crucial to these experiments. In prior IFS experiments the laser beams have been polarized with the electric field vector in the horizontal plane which contained the antenna. The angles between the laser beams and antenna were then dictated by long-wire antenna theory.<sup>16</sup> According to this theory, the angle between the antenna direction and the direction of the first maximum in the radiation pattern is given by

$$\theta_m = \cos^{-1} \left( 1 - \frac{0.371\lambda}{L} \right)$$

where  $\lambda$  is the wavelength of the radiation being coupled to the antenna and  $L$  is the distance between the tip of the tungsten wire and some discontinuity in the wire, either in shape or direction. Although some contention exists as to the type of coupling that prevails at  $3.39 \mu\text{m}$  (perhaps a conical antenna) our experiments indicate that the long wire antenna theory is applicable at  $5.3 \mu\text{m}$ . Our measured value of  $\theta_m = 11^\circ \pm 1^\circ$  is commensurate with the antenna length at  $100 \mu\text{m}$ . The unetched diameter of the antennas used in this work is  $25 \mu\text{m}$ .

The infrared frequency synthesis techniques described above are used in the system shown in Fig. 1. The simpler CO pump laser frequency measurement<sup>17</sup> is described first. The CO laser power from the grating is focused onto a MIM diode thru an adjustable iris (for power control) and  $12.5 \text{ cm}$  focal length lens. The output from the  $\text{CO}_2$  laser is also focused onto the diode through an adjustable iris and a  $25.4 \text{ cm}$  lens. The microwave power



is coupled to the diode by aiming a sawed-off section of waveguide (which terminates the microwave circuit) in the general direction of the diode. In the particular experiment here, the frequency of  $P_7(17)$  of the CO laser is two harmonics of the  $P(18)$  line of the  $CO_2$  laser frequency standard ( $2 \times 28.359\ 774$  THz) plus  $.046\ 607$  THz from the klystron plus an  $0.000\ 030$  THz IF beatnote, or  $56.766\ 185 \pm 0.000\ 001$  THz. The klystron is phased locked to a signal synthesized from the 4th harmonic of an X-band klystron plus the IF locking frequency. The  $46.63794$  GHz frequency is thus determined by a frequency counter operating at X-band frequencies. The resulting beat note ( $\nu_{CO} - 2\nu_{CO_2} - \nu_{\mu wave}$ ) which is shown in Fig. 2a not only completes the frequency measurement of the CO pump laser but is used to stabilize the CO pump laser by the scheme in Figure 1. Over 100 CO lines lie within 40 GHz of the second harmonic of some  $CO_2$  laser line and these CO frequencies may be measured and stabilized in this manner. The CO laser would then have nearly the same long term stability as the  $CO_2$  laser, and its absolute frequency would be known to within a part in  $10^9$ . This procedure increases the utility of the CO laser as a pump for a tunable Raman spin flip laser to be used for high resolution spectroscopy.<sup>18</sup> Also, as a monitor of the CO laser operation, one can observe the output from the diode and make appropriate adjustments to insure that the CO laser is operating in a single mode.

### III. SFRL - CO Pump Difference Frequency Measurement

The problem of measuring the difference frequency between the pump laser and the SFRL output is complicated by three factors. First, the spin flip and pump signals have mutually orthogonal polarizations, which originally presented difficulties in coupling to the diode antenna. Second, the power output from the SFRL is low compared to levels generally used for synthesis in MIM diodes. Third, the large collinearly-transmitted pump signal makes it difficult to establish that the weaker SFRL output has been coupled to the diode.

Long wire antenna theory indicated that for best coupling the antenna should be rotated in the plane of polarization by the angle  $\theta_m$  with respect to the beam direction. An arrangement which tips the diode antenna down  $11^\circ$  in the vertical plane while maintaining an  $11^\circ$  projection in the horizontal plane with respect to the beam direction has permitted  $5\ \mu m$  signals with either polarization to be coupled to the diode.

The research group at Heriot-Watt University has found maxima in the output power at 2 tesla for the  $\ell = 0$  Landau level and at 0.2 tesla for the  $\ell = 1$  Landau level electrons

involved in the spin flip process when using crystals with a  $4.5 \times 10^{15} \text{ cm}^{-3}$  concentration.<sup>19</sup> Following this lead, the  $8 \times 10^{14} \text{ cm}^{-3}$  concentration InSb crystal in our original system was replaced with a crystal with a nominal concentration of  $2.5 \times 10^{15} \text{ cm}^{-3}$ . With this  $4 \times 4 \times 8 \text{ mm}$  resonator, a broad maxima with an estimated 30 mw output power near 0.2 tesla was then obtained. This point of operation was selected since the frequency difference between the CO pump and the SFRL was predicted to be about 150 GHz corresponding to the 2nd harmonic of an available klystron. Since the power available from the SFRL was low, it was deemed desirable to keep the mixing order as low as possible in the initial experiments. The SFRL power density is increased at the diode junction by focusing it down with a 2.5 cm focal length lens. Sufficient transmitted pump power (although the radii of curvature of the pump and SFRL wave fronts are not generally equal) was also coupled to the diode through the same lens to produce a beat note between the laser and the 75 GHz klystron. This beat note (shown in Figure 2b) has a frequency of  $350 \pm 5 \text{ MHz}$ . Our spin flip laser frequency (at a magnetic field of 0.2142 tesla) was the CO pump frequency ( $56.766 \text{ 185 THz}$ ) minus two harmonics of the  $0.074 \text{ 057 THz}$  microwave frequency plus a  $350 \pm 10 \text{ MHz}$  beat as determined by the spectrum analyzer calibration or  $56.618 \text{ 421} \pm 0.000 \text{ 010 THz}$ . Again the  $74.057 \text{ 286 GHz}$  is related to the 7th harmonic of an X band signal which is measured with a frequency counter.

#### IV. Further Diode Coupling Considerations and Observations

The first step in coupling the desired signals to the diode has been to monitor the rectified signals on the diode when chopping the laser beams. On past occasions this rectified signal has indicated that either the SFRL power or the transmitted pump power was coupled to the diode, although the more general case is to have both coupled simultaneously to some degree. Since the transmitted CO pump is somewhat larger than the SFRL signal, it is often difficult to ascertain that the latter is coupled to the diode.

In order to affect the most favorable situation, we carefully align the InSb resonator normal to a red laser beam which is collinear with the CO pump. After manipulating the SFRL output and transmitted beams with a three dimensional translator to obtain a maximum rectified signal from the diode, a 1.25 GHz spectrum analyzer is then used to monitor the beat notes. The essential features of the spectrum analyzer display are sketched in

Figure 3a. Three classes of beat notes are indicated. Beat notes labelled Class I are intermode beats (possibly off axis modes) associated with a single longitudinal mode. Class II beat notes occur between adjacent axial modes and the Class III beats result from beating of signals from the CO pump laser, the SFRL, and the microwave source. The SFRL coupling is indicated by intermode beat notes of the Class I designation. The focusing lens is further manipulated and the diode impedance is varied to maximize these beat notes. An additional periodic variable is the magnetic field since the SFRL gain reflects the resonator modes to some degree. When the amplitude-bandwidth area for Class I beat notes is minimized, beat notes designated as Class II appear, tune rapidly, and disappear as a function of magnetic field. These Class II beats were initially mistaken for those beats denoted by Class III, however they require only the spin flip laser for interpretation. The notes we have designated Class II result from the non linear tuning over an axial mode<sup>20,21,22</sup> and two axial modes oscillating simultaneously near the mode hopping point.<sup>23</sup> These considerations are sketched in Fig. 3b. Because of the varying structure of the aggregate of Class II beat notes (due to intermittent modes as the SFRL frequency is swept) and the smallness of the interval,  $\Delta H$ , it is difficult to ascertain the value  $\Delta\nu/\Delta H$ . Our estimate of 0.1 to 0.2 GHz per millitesla is compatible with results obtained elsewhere.<sup>20</sup>

The beat note of prime interest is Class III which completed the SFRL frequency measurement. The amplitude of this depends quite strongly on the microwave power level as expected. In order to obtain the 30 db beat note shown in Figure 2b, we have directed all the available microwave power (which is nominally 500 mW toward the diode. The transmitted pump power was about 100 mW and the SFRL power estimated to be 30-50 mW. The fraction of any of these levels coupled to the diode of course is not readily determined. Operable diode impedance ranged from about 100 to 700  $\Omega$ .

The 300 MHz beat array of intermode beats at the origin might be some cause for dismay without some elucidation. The intermode beating is a 2nd order process and the modes indicated could thus be relatively weak. Another possibility is that some of the structure is due to harmonics of two modes beating together. The observation of one beat note of the Class III variety (4th order mixing) does not necessarily mean that the SFRL

is going single mode, but it does indicate that if other modes are present, they are relatively weak compared to the principle mode and probably would not limit resolution of molecular spectra.

We do not imply by the exhibition of the single beat note in Figure 2b that our system did not exhibit the undesirable situation of more than one mode at some magnetic fields in addition to the mode hopping region. The non-linear mode tuning is another feature which is undesirable from a spectroscopic viewpoint. Clearly the SFRL requires some improvement and recent work elsewhere indicates that these solutions are very close.<sup>10,11</sup>

In order to utilize fully the infrared frequency synthesis techniques described here, it is desirable to improve the SFRL performance in three areas. These objectives, minimization of mode hopping, reduction of cavity pulling, and operation at higher power on a single mode, can possibly be attained by an external cavity operation<sup>10,11</sup> of the spin flip laser. We plan to attempt some of these improvements in the near future. The technique of scanning an external mirror with the magnetic field drive signal seems particularly appealing at present.<sup>11</sup>

We would like to acknowledge helpful discussions with Dr. D. A. Jennings, NBS, Boulder and thank Dr. W. Schade and Dr. S. Miller of the Naval Electronics Lab in San Diego for pointing out their "poor man's" polishing technique which we used to polish our InSb samples. The pleasant association with Dr. J. J. Jimenez (a guest worker from LPTF, Observatoire de Paris) also proved of worth to this experiment.



## References

1. Daneau, V., Sokoloff, D., Sanchez, A., and Javan, A., "Extension of Laser Harmonic-frequency Mixing Techniques into the 9  $\mu$  Region with an Infrared Metal-Metal Point Contact Diode," *Appl. Phys. Lett.*, Vol. 15, pp. 398-401, 1970.
2. Evenson, K. M., Wells, J. S., Petersen, F. R., Danielson, B. L., Day, G. W., Barger, R. L., and Hall, J. L., "Speed of Light from Direct Frequency and Wavelength Measurements of the Methane-Stabilized Laser," *Phys. Rev. Lett.*, Vol 29, pp. 1346-1349, 1972.
3. Evenson, K. M., Wells, J. S., Petersen, F. R., Danielson, B. L., and Day, G. W., "Accurate Frequencies of Molecular Transitions Used in Laser Stabilization: the 3.39  $\mu\text{m}$  Transitions in  $\text{CH}_4$  and the 9.33 and 10.18  $\mu\text{m}$  Transitions in  $\text{CO}_2$ ," *Appl. Phys. Lett.*, Vol 22, No. 3, pp. 192-195, Feb. 1973.
4. Barger, R. L., and Hall, J. L., "Pressure Shift and Broadening of Methane Line at 3.39  $\mu$  Studied by Laser-saturated Molecular Absorption," *Phys. Rev. Lett.*, Vol. 22, pp. 4-8, 1969.
5. Petersen, F. R., McDonald, D. G., Cupp, J. D., and Danielson, B. L., "Rotational Constants for  $^{12}\text{C}^{16}\text{O}_2$  from beats Between Lamb-dip Stabilized Lasers," *Phys. Rev. Lett.* Vol. 31, pp. 573-576, 1973.
6. Freed, C., and Javan, A., "Standing-wave Saturation Resonances in the  $\text{CO}_2$  10.6  $\mu$  Transitions Observed in a Low-pressure Room Temperature Absorber Gas," *Appl. Phys. Lett.*, Vol. 17, pp. 53-56, 1970.
7. Patel, C. K. N., and Shaw, E. D., "Tunable Stimulated Raman Scattering from Conduction Electronics in InSb," *Phys. Rev. Lett.*, Vol. 24 pp. 451-455, 1970.
8. Mooradian, A., Brueck, S. R. J., and Blum, F. A., "Continuous Stimulated Spin-Flip Raman Scattering in InSb," *Appl. Phys. Lett.*, Vol. 17, pp. 481-483, 1970.
9. Patel, C. K. N., "Tunable Spin-flip Raman Laser at Magnetic Field as Low as 400 G," *Appl. Phys. Lett.*, Vol. 19, pp 400-403, 1971.
10. Mooradian, A., lecture notes at Scottish University Summer School in Physics, Edinburgh, Scotland, Aug. 1975.
11. Scragg, T., and Smith, S. D., "External Cavity Operation of the Spin-flip Raman Laser," *Opt. Commun.*, Vol. 15, pp. 166-168, Oct. 1975.

12. Wells, J. S., and Petersen, F. R., Streit, G. E., Goldan, P. D., and Sadowski, C. M., "An Infrared Spectrometer Utilizing a Spin Flip Raman Laser, IR Frequency Synthesis Techniques, and CO<sub>2</sub> Laser Frequency Standards," NBS Tech Note #670, January 1976.
13. Bischel, W. K., "Application of Nonlinear Optical Techniques for the Investigation of Molecular Properties and Collisional Processes," Ph. D. Thesis, University of California, Livermore, Report UCRL-51889, Sept. 1975.
14. Wells, J. S., Evenson, K. M., Day, G. W., and Halford, Donald, "Role of Infrared Frequency Synthesis in Metrology," Proc. IEEE, Vol. 60, No. 5, pp. 621-623, May 1972. (This paper includes references to the early development of the MIM diode by both the MIT and NBS groups.)
15. Sakuma, E., and Evenson, K. M., "Characteristics of Tungsten-nickel Point Contact Diodes Used as Laser Harmonic-Generator Mixers," IEEE J. Quant. Electron., Vol. QE-10, No. 8, pp. 599-603, Aug. 1974.
16. Matarrese, L. M., and Evenson, K. M., "Improved Coupling to Infrared Whisker Diodes by Use of Antenna Theory," Appl. Phys. Lett., Vol. 17, No. 1, pp. 8-10, July 1970.
17. Kildal, H., R. S. Eng., Mikkelsen, J. C., and Spears, D. L., "Determination of Absolute Frequencies of <sup>12</sup>C<sup>16</sup>O and <sup>13</sup>C<sup>16</sup>O Laser Lines," Appl. Phys. Lett., Vol. 24, pp. 231-233, 1974.
18. Patel, C. K. N., "Saturation Spectroscopy with a Tunable Spin-flip Raman Laser," Appl. Phys. Lett., Vol. 25, pp. 112-114, 1974.
19. Colles, M. J., Dennis, R. B., Smith, J. W., and Webb, J. S., "A Study of Factors Affecting the InSb cw Spin-flip Laser," Opt. Commun., Vol. 10, No. 2, pp. 145-148, Feb. 1974.
20. MacKensie, H. A., Smith, S. D., and Dennis, R. B., "Tuning and Mode Characteristics of the C. W. InSb Spin-Flip Raman Laser Determined by Use of a Fabry-Perot Interferometer," Opt. Commun., Vol. 15, pp. 151-156, Oct. 1975.
21. Firth, W. J., Wherrett, B. J., and Weaire, D., "Theory of Tuning Behavior of the Spin Flip Laser," Opt. Commun., Vol. 15, pp. 157-160, Oct. 1975.
22. Brueck, S. R. J., and Mooradian, A., "Frequency Stabilization and Fine Tuning Characteristics of a CW InSb Spin-Flip Laser," IEEE J. Quant. Elect., Vol. QE-10, pp. 634-642, Sept. 1974.
23. Brueck, S. R. J., and Mooradian, A., "Efficient Single-Mode, CW, Tunable Spin-Flip Raman Laser," Appl. Phys. Lett., Vol. 18, pp. 229-230, Mar. 1971.



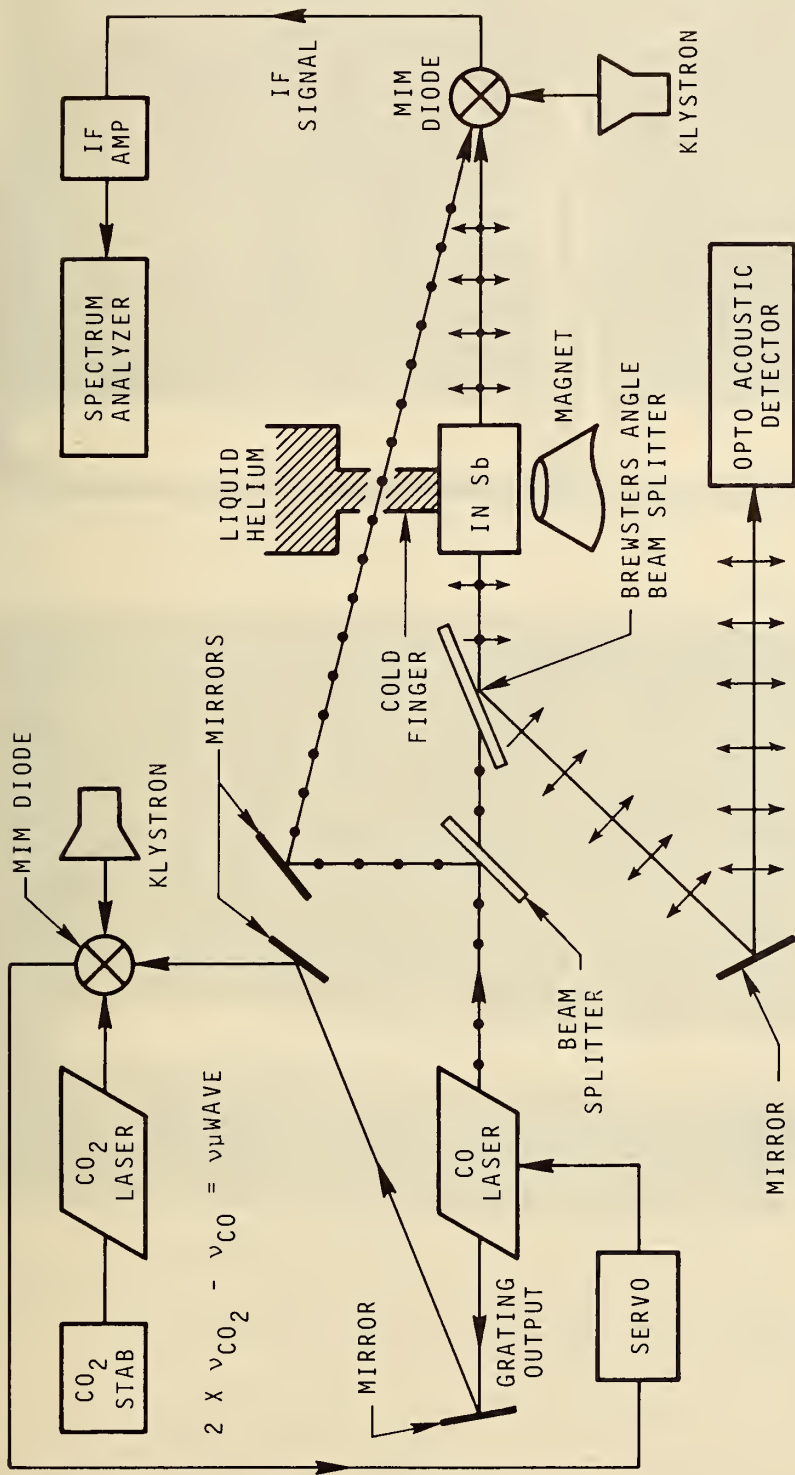


Figure 1. Scheme for making measurements of the spin flip Raman laser frequency. A reference frequency is synthesized from a  $CO_2$  laser standard and a known microwave frequency. This frequency is adjusted to be 30 MHz away from the CO laser frequency, and a servo system consisting of a discriminator, DC amplifier and piezoelectric driver unit maintains the beat note at 30 MHz. The 0-1 tesla magnetic field is controlled by a Hall probe and the InSb crystal is cooled by a liquid helium cold finger. The forward going SFRL signal and transmitted pump signals are processed in the MIM diode on the right for a difference frequency measurement. The additional pump power provided by the beam splitter output was not required at the frequency used in this experiment. The reverse propagating SFRL signal is reflected off a Brewsters angle beam splitter and will be used with an opto acoustic detector to map the spectral features on which frequency measurements will be made.


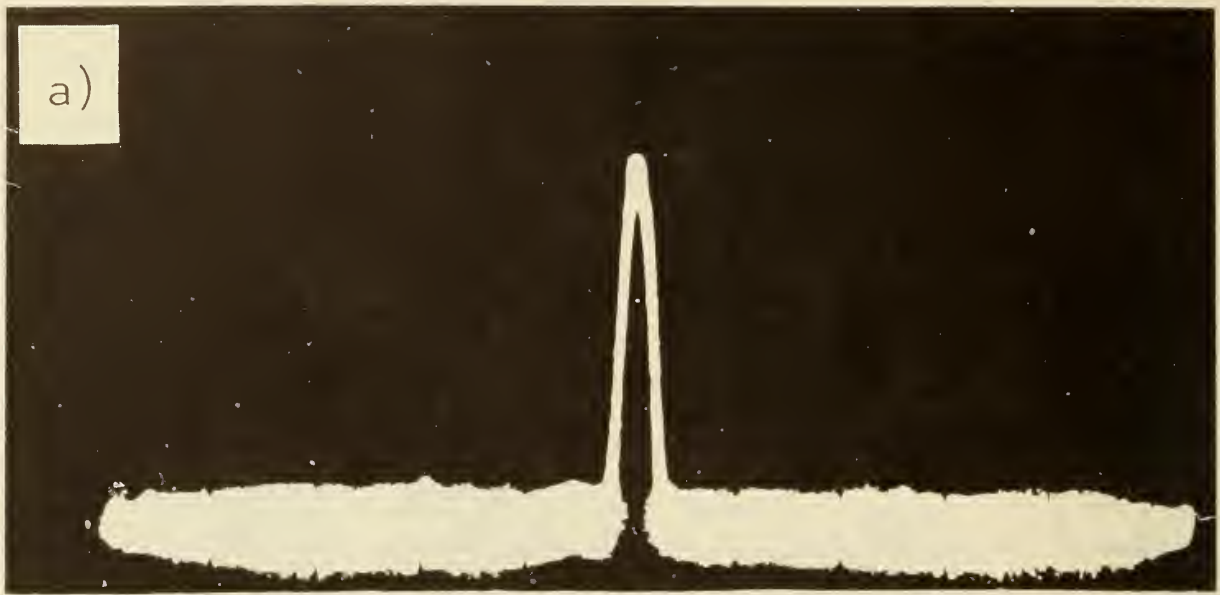
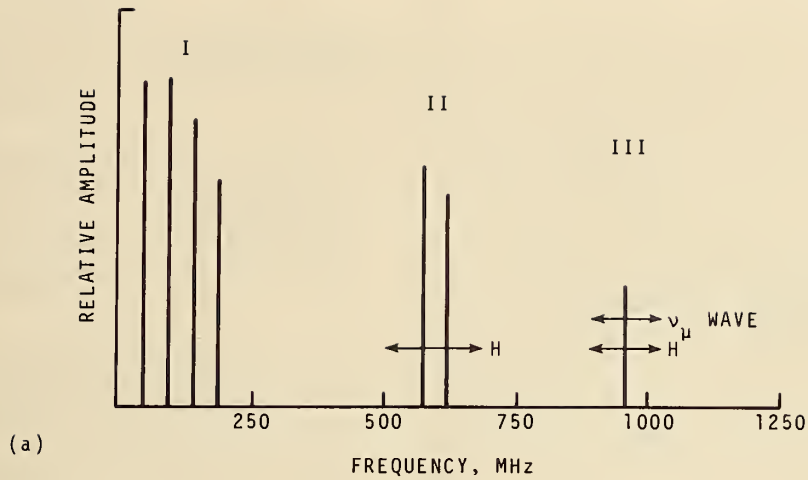
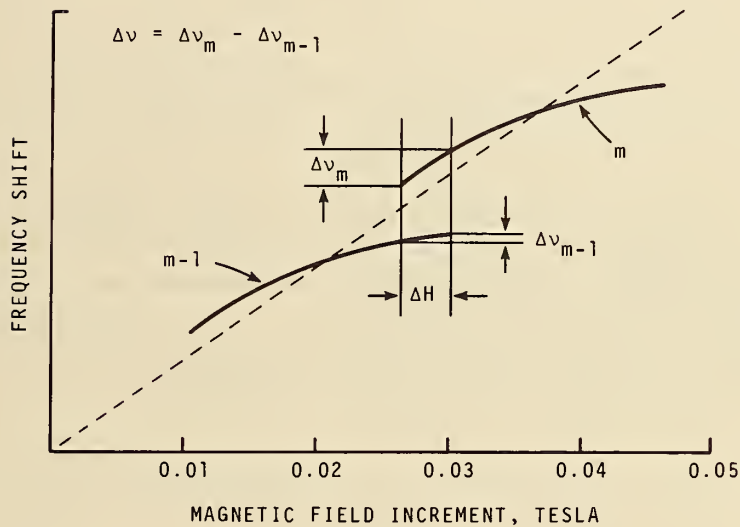


Figure 2. a) Beat note from metal-insulator-metal (MIM) diode when irradiated with outputs from CO<sub>2</sub> laser, a CO laser and a 46.6 GHz microwave source. The center frequency is 30 MHz with 1 MHz per division dispersion, 1 ms per division sweep rate and 30 kHz bandwidth. Display is logarithmic with 10 db per division. The signal to noise ratio is slightly over 30 db.

b) Beat note from MIM diode when irradiated with outputs from a spin flip Raman laser, a CO laser, and a 74.06 GHz microwave source. Center frequency is 370 MHz with 20 MHz per division dispersion, 5 msec per division sweep rate, single sweep, and 300 kHz bandwidth. Signal to noise ratio is slightly less than 30 db on this 10 db per division scale. This beat note jittered around over a 20 MHz range at this particular point of operation for the spin flip Raman laser.



(a)



(b)

Figure 3 a) Sketch of spectrum analyzer display of diode when irradiated with CO laser, spin flip Raman laser and 74.06 GHz klystron. Three different classes of beat notes are displayed. Class I consists of intermode beats from the spin flip laser and are generally in the region 0-400 MHz. Class II beat notes tune with the magnetic field, but are independent of the microwave frequency. Class III beat notes which are the beat notes of interest for spectroscopic purposes (shown in Figure 2b) tune with the magnetic field and at twice the rate of the microwave frequency.

b) Non linear axial modes of the spin flip Raman laser as a function of magnetic field.  $\Delta H$  corresponds to the magnetic field interval for mode overlap.  $\Delta\nu_m$  and  $\Delta\nu_{m-1}$  correspond to the tuning rate of the beginning and end of the axial mode respectively. A measurement of the Class II beat notes tuning rate gives  $\Delta\nu/\Delta H$ .

(The frequency axis is not scaled since the non-linearity has been exaggerated to illustrate the field dependence.)

|                                                                                                                                                                                                                                                                                                                                                                                                                                                                                                                                                                                                                                                                |  |                                            |                                                         |                                           |
|----------------------------------------------------------------------------------------------------------------------------------------------------------------------------------------------------------------------------------------------------------------------------------------------------------------------------------------------------------------------------------------------------------------------------------------------------------------------------------------------------------------------------------------------------------------------------------------------------------------------------------------------------------------|--|--------------------------------------------|---------------------------------------------------------|-------------------------------------------|
| U.S. DEPT. OF COMM.<br>BIBLIOGRAPHIC DATA<br>SHEET                                                                                                                                                                                                                                                                                                                                                                                                                                                                                                                                                                                                             |  | 1. PUBLICATION OR REPORT NO.<br>NBS TN 680 | 2. Gov't Accession<br>No.                               | 3. Recipient's Accession No.              |
| 4. TITLE AND SUBTITLE<br>Application of Infrared Frequency Synthesis Techniques<br>with Metal-Insulator-Metal Diodes to the Spin Flip Raman<br>Laser                                                                                                                                                                                                                                                                                                                                                                                                                                                                                                           |  |                                            | 5. Publication Date<br>April 1976                       | 6. Performing Organization Code<br>277.03 |
| 7. AUTHOR(S) J. S. Wells, G. E. Streit and F. R. Petersen                                                                                                                                                                                                                                                                                                                                                                                                                                                                                                                                                                                                      |  |                                            | 8. Performing Organ. Report No.                         |                                           |
| 9. PERFORMING ORGANIZATION NAME AND ADDRESS<br>NATIONAL BUREAU OF STANDARDS<br>DEPARTMENT OF COMMERCE<br>WASHINGTON, D.C. 20234                                                                                                                                                                                                                                                                                                                                                                                                                                                                                                                                |  |                                            | 10. Project/Task/Work Unit No.<br>2773153               | 11. Contract/Grant No.                    |
| 12. Sponsoring Organization Name and Complete Address (Street, City, State, ZIP)<br>Same as Item #9                                                                                                                                                                                                                                                                                                                                                                                                                                                                                                                                                            |  |                                            | 13. Type of Report & Period<br>Covered                  | 14. Sponsoring Agency Code                |
| 15. SUPPLEMENTARY NOTES                                                                                                                                                                                                                                                                                                                                                                                                                                                                                                                                                                                                                                        |  |                                            |                                                         |                                           |
| 16. ABSTRACT (A 200-word or less factual summary of most significant information. If document includes a significant bibliography or literature survey, mention it here.)<br><br>Infrared frequency synthesis techniques with a metal-insulator-metal (MIM) diode have been extended to include the measurement of the frequency of a spin flip Raman Laser (SFRL). As a result of this extension, spectroscopy in the 5.3 $\mu\text{m}$ region can be put on a frequency rather than a wave-length metrology basis. Additional observations with the diode are in qualitative agreement with recent work relating to non-linear tuning over axial SFRL modes. |  |                                            |                                                         |                                           |
| 17. KEY WORDS (six to twelve entries; alphabetical order; capitalize only the first letter of the first key word unless a proper name; separated by semicolons)<br>Frequency measurements on tunable lasers; IFS with a tunable laser; infrared frequency synthesis; SFRL frequency measurement; spin flip Raman laser.                                                                                                                                                                                                                                                                                                                                        |  |                                            |                                                         |                                           |
| 18. AVAILABILITY <input checked="" type="checkbox"/> Unlimited<br><br><input type="checkbox"/> For Official Distribution. Do Not Release to NTIS<br><br><input checked="" type="checkbox"/> Order From Sup. of Doc., U.S. Government Printing Office<br>Washington, D.C. 20402, SD Cat. No. C13-46:680<br><br><input type="checkbox"/> Order From National Technical Information Service (NTIS)<br>Springfield, Virginia 22151                                                                                                                                                                                                                                 |  |                                            | 19. SECURITY CLASS<br>(THIS REPORT)<br><br>UNCLASSIFIED | 21. NO. OF PAGES<br><br>14                |
|                                                                                                                                                                                                                                                                                                                                                                                                                                                                                                                                                                                                                                                                |  |                                            | 20. SECURITY CLASS<br>(THIS PAGE)<br><br>UNCLASSIFIED   | 22. Price<br><br>\$0.50                   |



# NBS TECHNICAL PUBLICATIONS

## PERIODICALS

**JOURNAL OF RESEARCH** reports National Bureau of Standards research and development in physics, mathematics, and chemistry. It is published in two sections, available separately:

### • Physics and Chemistry (Section A)

Papers of interest primarily to scientists working in these fields. This section covers a broad range of physical and chemical research, with major emphasis on standards of physical measurement, fundamental constants, and properties of matter. Issued six times a year. Annual subscription: Domestic, \$17.00; Foreign, \$21.25.

### • Mathematical Sciences (Section B)

Studies and compilations designed mainly for the mathematician and theoretical physicist. Topics in mathematical statistics, theory of experiment design, numerical analysis, theoretical physics and chemistry, logical design and programming of computers and computer systems. Short numerical tables. Issued quarterly. Annual subscription: Domestic, \$9.00; Foreign, \$11.25.

**DIMENSIONS/NBS** (formerly Technical News Bulletin)—This monthly magazine is published to inform scientists, engineers, businessmen, industry, teachers, students, and consumers of the latest advances in science and technology, with primary emphasis on the work at NBS. The magazine highlights and reviews such issues as energy research, fire protection, building technology, metric conversion, pollution abatement, health and safety, and consumer product performance. In addition, it reports the results of Bureau programs in measurement standards and techniques, properties of matter and materials, engineering standards and services, instrumentation, and automatic data processing.

Annual subscription: Domestic, \$9.45; Foreign, \$11.85.

## NONPERIODICALS

**Monographs**—Major contributions to the technical literature on various subjects related to the Bureau's scientific and technical activities.

**Handbooks**—Recommended codes of engineering and industrial practice (including safety codes) developed in cooperation with interested industries, professional organizations, and regulatory bodies.

**Special Publications**—Include proceedings of conferences sponsored by NBS, NBS annual reports, and other special publications appropriate to this grouping such as wall charts, pocket cards, and bibliographies.

**Applied Mathematics Series**—Mathematical tables, manuals, and studies of special interest to physicists, engineers, chemists, biologists, mathematicians, computer programmers, and others engaged in scientific and technical work.

**National Standard Reference Data Series**—Provides quantitative data on the physical and chemical properties of materials, compiled from the world's literature and critically evaluated. Developed under a world-wide

program coordinated by NBS. Program under authority of National Standard Data Act (Public Law 90-396).

**NOTE:** At present the principal publication outlet for these data is the Journal of Physical and Chemical Reference Data (JPCRD) published quarterly for NBS by the American Chemical Society (ACS) and the American Institute of Physics (AIP). Subscriptions, reprints, and supplements available from ACS, 1155 Sixteenth St. N. W., Wash. D. C. 20056.

**Building Science Series**—Disseminates technical information developed at the Bureau on building materials, components, systems, and whole structures. The series presents research results, test methods, and performance criteria related to the structural and environmental functions and the durability and safety characteristics of building elements and systems.

**Technical Notes**—Studies or reports which are complete in themselves but restrictive in their treatment of a subject. Analogous to monographs but not so comprehensive in scope or definitive in treatment of the subject area. Often serve as a vehicle for final reports of work performed at NBS under the sponsorship of other government agencies.

**Voluntary Product Standards**—Developed under procedures published by the Department of Commerce in Part 10, Title 15, of the Code of Federal Regulations. The purpose of the standards is to establish nationally recognized requirements for products, and to provide all concerned interests with a basis for common understanding of the characteristics of the products. NBS administers this program as a supplement to the activities of the private sector standardizing organizations.

**Federal Information Processing Standards Publications (FIPS PUBS)**—Publications in this series collectively constitute the Federal Information Processing Standards Register. Register serves as the official source of information in the Federal Government regarding standards issued by NBS pursuant to the Federal Property and Administrative Services Act of 1949 as amended, Public Law 89-306 (79 Stat. 1127), and as implemented by Executive Order 11717 (38 FR 12315, dated May 11, 1973) and Part 6 of Title 15 CFR (Code of Federal Regulations).

**Consumer Information Series**—Practical information, based on NBS research and experience, covering areas of interest to the consumer. Easily understandable language and illustrations provide useful background knowledge for shopping in today's technological marketplace.

**NBS Interagency Reports (NBSIR)**—A special series of interim or final reports on work performed by NBS for outside sponsors (both government and non-government). In general, initial distribution is handled by the sponsor; public distribution is by the National Technical Information Service (Springfield, Va. 22161) in paper copy or microfiche form.

Order NBS publications (except NBSIR's and Bibliographic Subscription Services) from: Superintendent of Documents, Government Printing Office, Washington, D.C. 20402.

## BIBLIOGRAPHIC SUBSCRIPTION SERVICES

The following current-awareness and literature-survey bibliographies are issued periodically by the Bureau:

**Cryogenic Data Center Current Awareness Service**

A literature survey issued biweekly. Annual subscription: Domestic, \$20.00; foreign, \$25.00.

**Liquefied Natural Gas.** A literature survey issued quarterly. Annual subscription: \$20.00.

**Superconducting Devices and Materials.** A literature

survey issued quarterly. Annual subscription: \$20.00. Send subscription orders and remittances for the preceding bibliographic services to National Bureau of Standards, Cryogenic Data Center (275.02) Boulder, Colorado 80302.

**Electromagnetic Metrology Current Awareness Service** Issued monthly. Annual subscription: \$24.00. Send subscription order and remittance to Electromagnetics Division, National Bureau of Standards, Boulder, Colo. 80302.

**U.S. DEPARTMENT OF COMMERCE**  
**National Bureau of Standards**  
Washington, D.C. 20234

OFFICIAL BUSINESS

Penalty for Private Use, \$300

POSTAGE AND FEES PAID  
U.S. DEPARTMENT OF COMMERCE  
COM-215



Fourth Class Mail



**75 YEARS**  
**NBS**  
1901-1976