




E491

.K93





100 GREAT BATTLES

OF THE
REBELLION

A DETAILED ACCOUNT OF REGIMENTS AND BATTERIES
ENGAGED—CASUALTIES, KILLED, WOUNDED AND MISSING
AND THE NUMBER OF MEN IN ACTION IN EACH REGIMENT

ALSO, ALL THE BATTLES OF THE REVOLUTION
WAR OF 1812-5, MEXICAN WAR, INDIAN BATTLES
AMERICAN-SPANISH WAR, AND NAVAL BATTLES

STATE ROSTERS

FROM THE SEVERAL NORTHERN STATES, GIVING THE
ENROLLMENT, NUMBER KILLED, WOUNDED, DIED AND
DESERTED FROM EACH ORGANIZATION DURING THE WAR

BY W. P. KREMER

1906

HOBOKEN, N. J.

114
K 93

LIBRARY of CONGRESS
Two Copies Received
OCT 30 1906
Copyright Entry
Sep. 5, 1906
CLASS A **XXc., No.**
154 736.
COPY B.

Copyright by W. P. KREMER, 1906



53

PREFACE.

The object aimed at in the preparation of this book was to produce a systematic, brief, clear and authentic showing of the casualties of regiments and batteries in the great battles of the civil war, for the use of those who cannot afford the time to consult the War Records of the Rebellion.

The plan is simple. No arbitrary military divisions have been followed. Battles are alphabetically arranged and regiments and batteries are placed in regular number order.

The War Records and the Adjutant Generals Reports from the several Union States are the sources from which this work has been compiled, and is as near correct as can be made.



CONTENTS.

BATTLES OF THE REBELLION.

Battles.	Page.	Battles.	Page.	Battles.	Page.
Antietam	9	Fort Fisher	108	Olustee	190
Aldie	18	Fort Steadman	109	Pea Ridge	191
Allatoona	19	Ft. St. Phillip	110	Perryville	192
Appomattox	20	Franklin	210	Petersburg	194
Arkansas Post	27	Fredericksburg	111	Parker's X Roads	202
Atlanta Campaign	29	Gettysburg	121	Prairie Grove	203
Averasborro	32	Green Briar River	135	Port Hudson	204
Ball's Bluff	34	Grand Coteau	136	Peach Tree Creek	206
Baton Rouge	34	Guntown	137	Poison Spring	206
Baxter Springs	35	Hartsville	138	Pocotaligo	207
Bentonville	36	Harper's Ferry	139	Plymouth	207
Big Bethel	39	Hatcher's Run	140	Raymond	208
Big Shanty	40	Helena	142	Rappahannock	208
Brandy Station	40	Iuka	144	Richmond, Ky.	209
Bull Pasture Mt.	41	Island No. 10	145	Roanoke	210
Bull Run	42	Jackson	145	Sabine X Roads	211
Camden Ex.	45	Jackson	146	Saltville	213
Carnifax	49	Kernstown	149	Secessionville	214
Cedar Creek	46	Kennesaw Mt.	150	Springfield	214
Cedar Mt.	50	Kilpatrick's Raid	150	South Mountain	215
Champion Hill	53	Kingston	151	Shiloh	217
Chancellorsville	55	Knoxville	152	Sterling's Plan.	224
Cloyd's Mt.	63	Lawrence	153	Stone River	225
Crampton Pass	64	Lexington	153	Spotsylvania	232
Chickamauga	65	Lee's Mill	153	Thompson's St	239
Chickasaw Bluffs	70	Lynchburg	154	Trevilian Raid	240
Chickahominy	73	Manassas	155	Tupello	241
Corinth	83	Meridian Ex.	163	The "Crater"	243
Cross Keys	86	Mid. Tennessee	165	Totopotomy	245
Cold Harbor	89	Mill Spring	168	Vicksburg	251
Deep Bottom	97	Mine Run	169	Valverde	254
Egypt	99	Missionary Ridge	175	Wauhatchie	255
Fort Henry	99	Monocacy	181	White River Ex.	255
Ft. Pulaski	99	Morton's Ford	182	Wilson Creek	256
Fair Oaks	100	Mossy Creek	182	Winchester, No. 1	257
Ft. Darling	102	Munfordsville	183	Winchester, No. 2	258
Fishers Hill	104	Mobile	183	Winchester, No. 3	260
Ft. Donelson	105	Murfreesborro	184	Winchester, No. 4	261
Ft. Wagner	197	Monitor	184	Williamsburg	265
Ft. Pillow	108	Nashville	185	Wilderness	267
Ft. Sumter	108	New berne	189		

BATTLES OF THE

Indian Wars	341	Naval Battles	358	Revolution War	321
Manila-Santiago	310	Philipine War	338	War of 1754	341
Mexican War	327	Spanish War	337	War of 1812	325


CONTENTS CONTINUED

STATE ROSTERS.

	Page		Page		Page
Connecticut	273	Massachusetts	287	Ohio	299
Delaware	273	Maine	290	Rhode Island	304
Illinois	274	Maryland	290	U. S. Regulars	309
Indiana	274	Michigan	289	Vermont	308
Iowa	283	Minnesota	289	West Virginia	300
Kansas	282	New Jersey	292	Wisconsin	306
Kentucky	285	New York	293		

MISCELLANEOUS

Battle Records	351	Deaths & Killed	314	Killed, 15 Battles	318
Casualties Com.	313	Confed. Flags	349	Military Items	359
Calendars 1831-5	319	Confed. Coin	350	National Cem.	310
Calendars 1846-7	336	Engagements	312	Prisons Prisoners	348
Calendar 1898	340	Killed, 15 Battles	317	The Rebel Army	345
Indemnities	366	Weapons	362		





BATTLE OF ANTIETAM.

September 17, 1862.

CONNECTICUT.					
Regiments.	Killed.	Wounded.	Missing.	Total.	Engaged.
8th	34	139	21	194	395
11th	36	103		139	
14th	20	88	48	156	
16th	42	143		185	
DELAWARE.					
1st	31	182	17	230	708
2d	12	44	2	58	
3d	6	11		17	120
ILLINOIS.					
8th Cav.		1		1	
INDIANA.					
7th		4		4	
14th	30	150		180	320
19th	13	59		72	
27th	18	191		209	443
3d Cav.		5		5	
KENTUCKY.					
Artillery		6		6	
MAINE.					
5th		5		5	
6th		2		2	
7th	12	63	20	95	180
10th	21	50	1	72	
MASSACHUSETTS.					
2d	12	56	2	70	
12th	49	165	10	224	
13th	14	119	3	136	
15th	57	238	23	318	600
19th	8	108	30	146	
20th	12	84	28	124	
21st	7	41		48	
28th	12	36		48	
29th	7	29	3	39	
35th	48	160	6	214	
Sharp's	8	17	1	26	
Artillery		1		1	
MICHIGAN.					
7th	39	178	4	221	
8th		29	2	31	

17th 18..... 89..... 107.....

MINNESOTA.

1st 15..... 60..... 15..... 90..... 435
 sharpshooters 21..... 3..... 24.....

MARYLAND.

2d 17..... 47..... 3..... 67.....
 3d 1..... 25..... 3..... 29..... 148
 5th 25..... 123..... 15..... 163.....
 Legion 3..... 23..... 26.....
 Battery A. 1..... 11..... 2..... 14.....

NEW HAMPSHIRE.

5th 8..... 102..... 1..... 111.....
 6th 4..... 13..... 1..... 18.....
 9th 10..... 49..... 59.....
 1st Battery 3..... 3.....

NEW YORK.

4th 44..... 142..... 1..... 187..... 540
 7th 15..... 46..... 61.....
 9th 45..... 176..... 14..... 235.....
 16th 2..... 2.....
 18th 4..... 4.....
 20th 38..... 96..... 11..... 145.....
 21st 12..... 57..... 2..... 71.....
 22d 2..... 28..... 30.....
 23d 4..... 35..... 3..... 42.....
 24th 3..... 15..... 1..... 19.....
 26th 5..... 41..... 20..... 66.....
 28th 2..... 9..... 1..... 12.....
 30th 6..... 5..... 1..... 12.....
 31st 3..... 3.....
 32d 4..... 4.....
 33d 6..... 41..... 47.....
 34th 33..... 111..... 10..... 154.....
 35th 8..... 55..... 4..... 67.....
 42d 35..... 127..... 19..... 181.....
 46th 2..... 14..... 16..... 278
 49th 2..... 21..... 23.....
 51st 19..... 68..... 87.....
 52d 4..... 12..... 2..... 18..... 119
 57th 19..... 79..... 3..... 101..... 309
 59th 48..... 153..... 23..... 224.....
 60th 4..... 18..... 22..... 226
 61st 6..... 34..... 1..... 41.....
 63d 35..... 165..... 2..... 202.....
 64th 8..... 42..... 50.....
 65th 1..... 1.....
 66th 11..... 91..... 1..... 103.....

67th	1.....	1.....
69th	44.....	152.....	196.....
76th	4.....	4.....
77th	6.....	26.....	32.....
78th	8.....	19.....	7.....	34.....228
79th	5.....	27.....	32.....
80th	6.....	40.....	8.....	54.....150
82d	21.....	92.....	15.....	128.....
83d	6.....	105.....	3.....	114.....
84th	6.....	21.....	27.....
88th	27.....	75.....	102.....302
89th	18.....	77.....	8.....	103.....
94th	12.....	1.....	13.....
95th	1.....	1.....
97th	24.....	74.....	9.....	107.....
102d	5.....	27.....	5.....	37.....
103d	24.....	68.....	25.....	117.....
104th	7.....	60.....	15.....	82.....
105th	9.....	54.....	11.....	74.....
107th	7.....	51.....	5.....	63.....
108th	26.....	122.....	47.....	195.....
6th Cav.	1.....	1.....
7 Batteries	3.....	15.....	1.....	19.....

NEW JERSEY.

1st	6.....	6.....
2d	2.....	7.....	9.....
3d	1.....	1.....
4th	3.....	3.....
13th	7.....	75.....	19.....	101.....

OHIO.

5th	11.....	35.....	2.....	48.....
7th	5.....	33.....	38.....
8th	32.....	129.....	161.....341
11th	4.....	12.....	5.....	21.....
12th	7.....	26.....	33.....500
23d	8.....	59.....	2.....	69.....
28th	2.....	19.....	21.....
30th	13.....	49.....	18.....	80.....
36th	2.....	21.....	2.....	25.....
66th	1.....	23.....	24.....120

PENNSYLVANIA.

1st R.	5.....	22.....	27.....
2d "	3.....	21.....	24.....
3d "	12.....	34.....	46.....
4th "	5.....	43.....	48.....
5th "	3.....	7.....	10.....
6th "	8.....	61.....	69.....
7th "	12.....	60.....	72.....

8th "	12	44	56		
9th "	17	66	83		
10th "		9	9		
11th "	7	15	22		
12th "	13	46	2	61	
13th "	5	20		25	
11th	13	107	4	124	
28th	44	217	5	266	600
45th	1	36	1	38	
46th	6	13		19	
48th	8	51	1	60	
49th		4		4	
50th	8	46	3	57	
51st	21	99		120	
53d	6	18	1	25	
56th		1		1	
61st		5		5	
69th	19	58	15	92	
71st	26	95	18	139	
72d	38	163	36	237	
81st	7	44		51	
82d		2		2	
88th	10	62	5	77	
90th	13	82	3	98	
95th	1	9		10	
96th	1	1		2	
100th		7	1	8	
106th	10	63	4	77	
107th	19	45		64	190
111th	26	76	8	110	243
124th	5	42	17	64	
125th	28	115	2	145	
128th	26	86	6	118	
130th	32	146		178	
132d	30	114	8	152	750
4th Cav.	3	7		10	
6th "		3		3	
15th "	1			1	
Z. d Afrique		2	1	3	
Art. A.B.	1	5		6	
" F.C.	3	19	2	24	
" D.		3		3	
" E.	1	6	1	8	
" F.		3		3	
RHODE ISLAND.					
4th	21	77	2	100	
Battery A.	4	15		19	
" B.	3	7	8	18	
" G.		5		5	

UNITED STATES.

2d & 10th	8	46	1	55
4th	3	29		32
11th		1		1
12th	1	3		4
14th		3		3
2d Sharp	13	51	2	66
5th Cav.		1		1
1st Art. K.	4	5		9
2d " A.	1	3		4
" M.	2	3		5
4th " B.	9	31		40
" E.	2	1		3
5th " C.	2	13		15
5 Batteries		17		17

VERMONT.

2d		5		5
3d	1	3		4
4th		6		6
5th		2		2
6th		8		8

WISCONSIN.

2d	19	67		86
3d	27	173		200
6th	26	126		152
7th	10	23	5	38
				400

WEST VIRGINIA.

7th	29	116		145
-----	----	-----	--	-----

SCATTERING.

	2	15		17
--	---	----	--	----

LOSS BY STATES.

RECAPITULATION.

States.	Regts.	Average.	Killed.	Wounded.	Missing.	Total.
Conn.	4	33	132	473	69	674
Delaware	3	16	49	237	19	305
Illinois	1			1		1
Indiana	5	18	61	409		470
Kentucky				6		6
Maine	4	8	33	120	21	174
Maryland	4	13	47	229	23	299
Michigan	3	19	57	296	6	359
Mass.	11	21	234	1054	106	1394
New J.	5	2	9	85	26	120
New Ham.	3	7	22	167	2	191
New York	53	12	668	2819	279	3766
Minnesota	1	15	15	81	18	114

Ohio	10	8	85	406	29	539
Penn.	46	11	509	2304	144	2956
R. Island	1	21	28	104	10	142
U. States	6	7	45	207	3	255
Vermont	5		1	24		25
West Va.	1	29	29	116		145
Wisconsin	4	20	82	389	5	476
Scattering			2	15		17
Total,	170	12	2,108	9,541	760	12,409

A complete union victory, but no steps were taken to follow it up until the rebel army had made good its escape.

The commander of the Union Army reports that there were 87,164 men in action. 24 Regiments reported their strength on going into action, which gives an average of 357. Multiply this by 170, the number of Regiments engaged and we have only 60,690. Add to this 3,750 for 30 batteries of artillery and our force is but little above 64,440. In order to give the army an effective total of 87,000 each regiment would have to average about 550.

The greater part of these regiments participated in the Chickahominy campaign in June and July, and at Manassas, on August 28th, so that they were all greatly reduced in number, and an average of 550 is without doubt, too high. The assertion that he had near 90,000 soldiers under his command is simply a military prevarication.

REBEL ARMY.—ANTIETAM.

ALABAMA.

4th	7.....	37.....	44.....
8th	12.....	63.....	75.....
9th	12.....	42.....	54.....
10th	10.....	53.....	63.....
11th	3.....	26.....	29.....
14th	2.....	43.....	45.....
15th	9.....	75.....	84.....
44th	4.....	65.....	69.....

ARKANSAS.

3d	27.....	125.....	182.....
----	---------	----------	----------

FLORIDA.

2d	6.....	43.....	49.....
8th	13.....	56.....	69.....

GEORGIA.

1st	1.....	29.....	30.....
2d	6.....	37.....	43.....
3d	9.....	57.....	66.....
4th	22.....	119.....	141.....
6th	10.....	13.....	23.....
7th	3.....	9.....	12.....
8th	2.....	17.....	19.....
9th	2.....	14.....	16.....
10th	15.....	69.....	82.....
11th	19.....	10..... 140
12th	13.....	49.....	62.....
13th	48.....	169.....	217.....
15th	6.....	30.....	36.....
16th	23.....	83.....	106.....
17th	12.....	12.....
18th	13.....	72.....	85..... 176
19th	13.....	76.....	89.....
20th	4.....	44.....	48.....
21st	4.....	72.....	76.....
22d	2.....	19.....	21.....
23d	14.....	64.....	78.....
24th	14.....	145.....	158.....
27th	15.....	89.....	104.....
28th	11.....	62.....	73.....
31st	11.....	39.....	50.....
44th	17.....	65.....	82.....
48th	1.....	46.....	47.....

50th	26.....	97.....	126.....
51st	1.....	7.....	8.....
53d	11.....	63.....	74..... 276
60th	11.....	48.....	59.....
61st	16.....	91.....	107.....
G. Legion	18.....	68.....	86.....

LOUISIANA.

1st	14.....	49.....	63.....
2d	10.....	46.....	63.....
5th	10.....	40.....	50.....
6th	18.....	29.....	47.....
7th	6.....	63.....	69.....
8th	7.....	84.....	91.....
9th	25.....	57.....	82.....
10th	17.....	34.....	51.....
15th	4.....	15.....	19.....

MISSISSIPPI.

2d	27.....	127.....	154.....
11th	8.....	96.....	104.....
12th	6.....	53.....	59.....
13th	8.....	55.....	63..... 220
16th	27.....	100.....	127.....
17th	11.....	82.....	93..... 294
18th	10.....	73.....	83..... 194
19th	6.....	52.....	58.....
21st	6.....	56.....	62..... 270
2d Batt'n	5.....	55.....	60.....

NORTH CAROLINA.

1st	18.....	124.....	150.....
2d	11.....	61.....	72.....
3d	46.....	207.....	253.....
4th	6.....	52.....	58.....
6th	8.....	117.....	125.....
13th	41.....	149.....	199.....
15th	16.....	143.....	159..... 402
20th	11.....	30.....	41.....
23d	18.....	35.....	53.....
24th	20.....	44.....	64.....
25th	2.....	13.....	15.....
27th	31.....	168.....	199.....
30th	10.....	63.....	73..... 250
35th	3.....	23.....	26.....
40th	5.....	60.....	65.....
48th	31.....	186.....	217.....
49th	16.....	61.....	77.....

SOUTH CAROLINA.

1st	2.....	37.....	30..... 272
2d	19.....	91.....	110.....

3d	7.....	73.....	80.....
5th	5.....	26.....	31.....
6th	7.....	51.....	58.....
7th	23.....	117.....	140.....
8th	2.....	17.....	19.....
15th	26.....	94.....	110.....
17th	18.....	49.....	67.....141
18th	3.....	39.....	42.....
22d	8.....	64.....	72.....
23d	14.....	69.....	80.....
P. Legion,	9.....	35.....	64.....
H. Legion,	6.....	47.....	53.....106
Holcomb L.	18.....	18.....

VIRGINIA.

1st	8.....	8.....
3d	3.....	16.....	19.....
4th	3.....	21.....	24.....
5th	2.....	26.....	28.....
6th	4.....	19.....	23.....
7th	2.....	10.....	12.....
8th	4.....	9.....	13.....
11th	3.....	38.....	41.....
12th	3.....	36.....	39.....
13th	5.....	5.....
15th	7.....	7.....
15th	11.....	63.....	74.....
16th	5.....	5.....
17th	6.....	30.....	36.....
18th	5.....	38.....	43..... 75
19th	7.....	37.....	44.....150
23d	8.....	35.....	43.....
24th	2.....	2.....
25th	2.....	21.....	23.....
27th	3.....	5.....	8.....
28th	8.....	54.....	62.....
30th	39.....	121.....	160.....
31st	2.....	10.....	12.....
32d	15.....	57.....	72.....158
33d	3.....	16.....	19.....
37th	9.....	45.....	54.....
38th	2.....	14.....	16.....
41st	1.....	8.....	9.....
44th	22.....	22.....
47th	6.....	30.....	36.....
48th	5.....	33.....	38.....
49th	5.....	73.....	78.....
52d	3.....	36.....	39.....
53d	3.....	8.....	11.....

56th	1.....	19.....	20.....	100
57th	1.....	1.....	

LOSS BY STATES.

RECAPITULATION.

States.	Regts.	Average.	Killed.	Wounded.	Missing.	Total.
Alabama	8....	7....	59..	394....	453
Arkansas	1....	27....	27..	155....	182
Florida	2....	9....	19..	99....	118
Georgia	33....	11....	364..	1884....	2248
Louisiana	9....	12....	111..	420....	531
Mississippi	10....	11....	114..	749....	863
N. Car.	17....	17....	293..	1554....	1847
S. Car.	15....	10....	149..	834....	983
Texas	3....	20....	60..	315....	375
Virginia	36....	4....	168..	978....	1146
Artillery	18..	104....	122
Scattering	185..	1229....	1414
Total,	134	11	1,567	8,715....		10,282

The commander of the rebel army reported only 40,000 men in action.

Confederate Loss Compared.

134 Regiments at Antietam	averaged 11 killed.
181 " Chickahominy	averaged 16 killed.
183 " Gettysburg	averaged 14 killed.
119 " Stone River	averaged 10 killed.

SKIRMISH AT ALDIE.

June 17, 1863.

MAINE.

Regiments.	Killed.	Wounded.	Missing.	Total	Engaged
1st Cav.	6.....	19.....	4.....	29.....	

MASSACHUSETTS.

1st Cav.	20.....	57.....	90.....	167.....	
----------	---------	---------	---------	----------	--

NEW YORK.

2d Cav.	16.....	19.....	15.....	50.....	
4th "	5.....	22.....	15.....	42.....	

OHIO.

6th Cav.	3.....	14.....	17.....	
----------	--------	---------	-------	---------	--

Total,	50.....	131.....	124.....	305.....	
---------------	----------------	-----------------	-----------------	-----------------	--

A cavalry skirmish in which the Union force won a victory.

BATTLE OF ALLATOONA, GA.

October 5, 1864.

ILLINOIS.

Regiments.	Killed.	Wounded.	Missing.	Total.	Engaged
7th	35.....	67.....	39.....	171.....	267
12th	9.....	49.....	58.....	155
50th	15.....	63.....	78.....	267
57th	4.....	8.....	1.....	13.....	61
93d	21.....	52.....	10.....	83.....	299

IOWA.

39th	40.....	52.....	78.....	170.....	289
------	---------	---------	---------	----------	-----

MINNESOTA.

4th	11.....	33.....	44.....	450
-----	---------	---------	-------	---------	-----

WISCONSIN.

18th	2.....	12.....	84.....	98.....	150
12th Bat'y	5.....	16.....	21.....	

REBEL ARMY.—ALLATOONA.

MISSOURI.

1st & 4th	5.....	37.....	2.....	44.....	
2d & 6th	16.....	62.....	13.....	91.....	
3d & 5th	18.....	53.....	5.....	76.....	
1st & 3d C	10.....	48.....	2.....	60.....	

MISSISSIPPI.

4th	4.....	4.....	
7th	1.....	13.....	16.....	30.....	
35th	12.....	52.....	83.....	147.....	
36th	8.....	24.....	32.....	
39th	11.....	24.....	77.....	112.....	
46th	18.....	26.....	56.....	100.....	

NORTH CAROLINA.

29th	12.....	39.....	3.....	54.....	138
------	---------	---------	--------	---------	-----

TEXAS.

9th	43.....	2.....	45.....	101
14th	4.....	45.....	49.....	

LOSS BY STATES.

States.	Regs.	Average.	Killed.	Wounded.	Missing.	Total.
Union,	8.....	17..	142...	352....	212....	706..1,944
Reb.	17....	6..	107....	454..	288....	844..2,239

BATTLES COMPARED.

10	Regiments at Wilson Creek,	averaged	23	killed.
10	"	Olustee,	"	20
8	"	Allatoona,	"	17

APPOMATTOX CAMPAIGN.

March 29 to April 9, 1865.

CONNECTICUT.

Regiments.	Killed.	Wounded.	Missing.	Total.	Engaged.
10th	13.....	91.....	104.....	
14th	3.....	3.....	256
1st H. Art.	3.....	11.....	14.....	
2d "	15.....	15.....	
1st Cav.	7.....	15.....	22.....	

DELAWARE.

1st	2.....	11.....	13.....	545
3d	1.....	15.....	8.....	24.....	
4th	9.....	28.....	11.....	48.....	
8th	2.....	13.....	8.....	23.....	

DISTRICT OF COLUMBIA.

1st Cav.	3.....	2.....	5.....	
----------	-------	--------	--------	--------	--

ILLINOIS.

23d	2.....	25.....	27.....	
39th	20.....	52.....	72.....	

INDIANA.

20th	13.....	13.....	
------	-------	---------	-------	---------	--

MAINE.

1st	3.....	28.....	31.....	
8th	3.....	11.....	14.....	
11th	9.....	69.....	34.....	112.....	
16th	2.....	17.....	26.....	45.....	
17th	5.....	28.....	33.....	491
19th	18.....	18.....	383
20th	7.....	49.....	1.....	57.....	
31st	11.....	74.....	3.....	88.....	
1st Sharp.	4.....	29.....	5.....	38.....	
1st H. Art.	3.....	27.....	1.....	31.....	425
1st Cav.	23.....	107.....	12.....	142.....	

MARYLAND.

1st	9.....	48.....	24.....	81.....	
2d	5.....	21.....	6.....	32.....	
4th	1.....	4.....	4.....	9.....	
6th	3.....	29.....	1.....	33.....	
7th	7.....	36.....	30.....	73.....	
8th	6.....	7.....	13.....	
1st Cav.	2.....	16.....	20.....	38.....	360

MASSACHUSETTS.

11th	1.....	13.....	13.....	27.....	283
------	--------	---------	---------	---------	-----

19th	1.....	1.....	270
28th	6.....	6.....	138
29th	5.....	5.....	
32d	2.....	21.....	2.....	25.....	
34th	5.....	49.....	54.....	
35th	3.....	11.....	14.....	
36th	1.....	4.....	5.....	
37th	13.....	62.....	75.....	
39th	2.....	31.....	5.....	38.....	
56th	2.....	13.....	15.....	
57th	4.....	4.....	
58th	4.....	18.....	19.....	41.....	
61st	5.....	29.....	34.....	
1st Cav.	1.....	1.....	
2d "	2.....	18.....	5.....	25.....	
4th "	6.....	10.....	65.....	81.....	
1st H. Art.	2.....	15.....	17.....	
5th Bat. E.	4.....	4.....	
14th "	1.....	1.....	

MICHIGAN.

1st	1.....	20.....	1.....	22.....	
2d	1.....	6.....	3.....	10.....	
5th	1.....	9.....	10.....	418
7th	1.....	1.....	2.....	136
8th	2.....	19.....	1.....	22.....	
16th	2.....	8.....	10.....	
17th	2.....	2.....	
20th	5.....	5.....	
26th	6.....	26.....	13.....	45.....	158
27th	2.....	10.....	12.....	
1st Sharp.	5.....	30.....	14.....	49.....	
1st Cav.	9.....	34.....	43.....	
5th "	1.....	17.....	18.....	
6th "	2.....	20.....	22.....	
7th "	16.....	16.....	

NEW HAMPSHIRE.

5th	14.....	66.....	82.....	162.....	427
6th	3.....	25.....	3.....	31.....	
11th	2.....	2.....	
18th	3.....	11.....	14.....	

NEW JERSEY.

1st & 4th	5.....	28.....	3.....	36.....	
2d	1.....	1.....	
7th	1.....	6.....	2.....	9.....	740
8th	9.....	27.....	2.....	38.....	672
10th	9.....	9.....	
11th	23.....	23.....	321
12th	2.....	1.....	3.....	683

14th	2.....	23.....	25.....
15th	9.....	9.....
39th	17.....	84.....	1.....	102.....
40th	21.....	21.....
1st Cav.	11.....	43.....	34.....	88.....
3d "	3.....	32.....	7.....	42.....
1st Art. B.	3.....	1.....	4.....

NEW YORK.

5th	9.....	29.....	30.....	68.....
7th	18.....	86.....	10.....	114.....484
10th	5.....	5.....240
39th	3.....	33.....	36.....175
40th	3.....	8.....	11.....475
43d	1.....	10.....	11.....
46th	2.....	19.....	1.....	22.....
49th	1.....	5.....	3.....	9.....
52d	12.....	49.....	12.....	73.....180
59th	1.....	1.....	2.....266
61st	7.....	41.....	49.....	97.....352
63d	3.....	7.....	2.....	12.....156
64th	6.....	24.....	11.....	41.....273
65th	1.....	22.....	23.....
66th	1.....	12.....	13.....
69th	2.....	21.....	23.....390
73d	6.....	6.....219
77th	1.....	14.....	15.....
80th	13.....	13.....
86th	2.....	8.....	10.....330
88th	4.....	4.....135
89th	5.....	22.....	27.....
91st	33.....	176.....	21.....	230.....
93d	5.....	16.....	21.....313
94th	12.....	49.....	24.....	85.....
95th	4.....	63.....	9.....	76.....
97th	2.....	20.....	7.....	29.....
100th	12.....	47.....	59.....
106th	8.....	40.....	48.....
108th	1.....	1.....186
109th	1.....	22.....	23.....
111th	9.....	72.....	81.....380
120th	1.....	19.....	32.....	52.....415
121st	9.....	25.....	34.....
122d	8.....	8.....
124th	4.....	25.....	3.....	32.....430
125th	5.....	24.....	3.....	32.....216
126th	1.....	13.....	5.....	19.....80
140th	6.....	21.....	30.....	57.....
146th	5.....	38.....	22.....	65.....

147th	2.....	29.....	2.....	33.....
148th	2.....	9.....	11.....
151st	2.....	16.....	18.....
158th	11.....	44.....	55.....
164th	2.....	2.....245
179th	9.....	43.....	8.....	60.....
185th	32.....	171.....	6.....	209.....
18th	33.....	138.....	9.....	180.....
187th	5.....	5.....
188th	4.....	40.....	44.....
189th	3.....	20.....	23.....
Sharps'ters	1.....	1.....
2d H. Art.	6.....	62.....	73.....	141.....537
4th "	7.....	94.....	1.....	102.....608
8th "	5.....	5.....738
9th "	5.....	63.....	4.....	72.....
19th "	2.....	38.....	44.....	84.....
14th "	1.....	1.....
15th "	12.....	98.....	132.....	242.....
1st Cav.	13.....	13.....
2d "	9.....	44.....	53.....
6th "	8.....	4.....	12.....
8th "	5.....	24.....	29.....
9th "	2.....	11.....	13.....
10th "	14.....	44.....	14.....	72.....
15th "	9.....	37.....	5.....	51.....
19th "	1.....	19.....	1.....	21.....
20th "	3.....	3.....
24th "	5.....	34.....	34.....	73.....
2d M. Rifle	5.....	28.....	29.....	62.....
1st Art. C.	1.....	2.....	3.....
" D.	3.....	3.....
" E.	1.....	1.....
" H.	1.....	2.....	3.....
1st Bat'ry	2.....	2.....
3d "	2.....	2.....
OHIO.				
69th	3.....	23.....	1.....	27.....
62d	4.....	57.....	40.....	101.....
67th	8.....	65.....	73.....
110th	4.....	25.....	29.....
116th	10.....	56.....	66.....
122d	11.....	11.....
123d	4.....	39.....	43.....
126th	2.....	9.....	11.....
2d Cav.	7.....	36.....	1.....	44.....
6th "	3.....	17.....	3.....	23.....
13th "	6.....	46.....	26.....	78.....

PENNSYLVANIA.

11th	3.....	51.....	5.....	59.....	
45th	5.....	35.....	21.....	61.....	
48th	13.....	61.....	25.....	99.....	
49th	16.....	50.....		66.....	
50th	1.....	3.....		4.....	
51st	1.....	1.....		2.....	
53d	17.....	59.....		76.....	391
54th	7.....	50.....		57.....	551
55th	5.....	31.....		36.....	
56th	1.....	24.....		25.....	
57th		22.....		22.....	
61st	3.....	20.....		23.....	
67th	4.....	26.....	1.....	31.....	
68th	1.....	4.....		5.....	
81st	8.....	28.....	46.....	82.....	198
82d	24.....	103.....	1.....	128.....	
83d	3.....	8.....		11.....	
87th	7.....	25.....	1.....	33.....	
88th	1.....	24.....	10.....	35.....	
91st	1.....	15.....		16.....	
93d	4.....	35.....		39.....	
95th	9.....	25.....		34.....	
98th		20.....	6.....	26.....	
99th	11.....	30.....	16.....	57.....	550
100th		1.....		1.....	
102d	1.....	23.....		24.....	
105th	2.....	20.....		22.....	604
107th		11.....	2.....	13.....	
110th	3.....	17.....	2.....	22.....	
114th	5.....	28.....		33.....	
116th	3.....	24.....		27.....	264
118th	1.....	18.....		10.....	
119th	5.....	33.....	2.....	40.....	
121st	1.....	7.....	1.....	9.....	
138th	3.....	23.....		26.....	
139th		19.....		19.....	
140th	4.....	23.....	24.....	51.....	225
141st		1.....	1.....	2.....	228
142d		12.....	4.....	16.....	
145th	1.....	5.....		6.....	206
148th	6.....	37.....	3.....	46.....	259
155th	11.....	41.....		52.....	
157th	1.....	7.....	7.....	15.....	
183d		4.....		4.....	328
190th	3.....	11.....	4.....	18.....	
191st	2.....	15.....	9.....	26.....	

198th	37	178	22	237
199th	22	92	1	115
200th	2	34	3	39
205th	24	97	5	126
206th		7	2	9
207th	38	139	8	185
208th	7	39	1	47
209th	6	53	3	62
210th	7	82	28	117
211th	21	93	21	135
1st Cav.	2	7	1	10
3d "	1			1
4th "	9	45	8	62
5th "	1	10	1	12
6th "	1	4		5
8th "	9	47	6	62
11th "	7	9	4	20
16th "	9	43	5	57
17th "	3	19	4	26
20th "	5	15	1	21
21st "	4	25	72	101

1st Art. B. 2..... 2..... 4.....

RHODE ISLAND.

2d	8	49		57
7th		14	1	15
1st Art. G.		3		3
" H.	4	9		13

UNITED STATES.

14th	1			1
1st Cav.	2	13		15
5th "	3	9	10	22
6th "	1	7	19	27
1st Art. B.	1	1		2
2d " A.		1		1
4th " B.	1	4		5
" C. E.		4		4
" K.		8		8
5th " DEG	1	3		4

VERMONT.

2d	8	33		41
3d	4	20		24
4th	1	11		12
5th	6	34	7	47
6th	2	19		21
10th	2	46		48
17th	9	38	2	49
1st H. Art.	5	45		50
1st Cav.	2	18	1	21

WEST VIRGINIA.

7th	5.....	5.....	320
10th	4.....	25.....	29.....	
11th	5.....	61.....	66.....	
12th	10.....	17.....	27.....	
15th	1.....	30.....	31.....	
1st Cav.	1.....	8.....	9.....	
2d "	7.....	50.....	3.....	60.....	
3d "	11.....	11.....	

WISCONSIN.

5th	28.....	144.....	172.....	
6th	8.....	79.....	32.....	119.....	
7th	11.....	59.....	11.....	81.....	
36th	3.....	3.....	373
37th	9.....	28.....	37.....	
38th	12.....	74.....	7.....	93.....	

SCATTERING.

12.....	83.....	43.....	138.....
---------	---------	---------	----------

LOSS BY STATES.**RECAPITULATION.**

States.	Regts.	Average.	Killed.	Wounded.	Missing.	Total.
Conn.	5....	4....	23....	135....	158
Del.	4....	3....	14....	67....	27....	108
D. of C	1....	3....	2....	5
Illis.	2....	11....	22....	77....	99
Ind.	1....	13....	13
Maine	11....	6....	70....	457....	82....	609
Mass.	18....	3....	48....	316....	109....	473
Md.	7....	5....	27....	169....	92....	279
Mich.	15....	2....	33....	223....	32....	288
N. H.	4....	5....	20....	104....	85....	209
N. J.	13....	3....	48....	311....	51....	410
N. Y.	70....	5....	377....	2274....	649....	3291
Ohio	11....	4....	51....	384....	71....	506
Pa.	67....	6....	414....	2170....	387....	2971
R. I.	2....	6....	12....	75....	1....	88
U. S.	3....	3....	10....	50....	29....	89
Vt.	9....	4....	39....	264....	10....	313
Wis.	6....	11....	68....	387....	50....	505
W. Va.	8....	3....	28....	207....	3....	238
Seat'g	12....	83....	43....	138
Tot'l	1251....	5 ..	1,316 ..	7,760 ..	1,714 ..	10,790

Eighty-six regiments and 54 batteries present reported no casualties. This would make the Union army consist of 343 regiments which would average 350 effective men, with the artillery added would give 130,000 soldiers for action.

This was a series of running battles covering a period of twelve days when the Rebel army was trying to get away from Richmond. The pressure, however, was so great that the army, 28,231 surrendered on April 9, 1865. No report of the casualties during these engagements were furnished, but as they were driven from every position they undertook to defend, almost before they had formed their lines, it is safe to assume that their loss was from 15,000 to 20,000.

The roster of the Rebel army shows 251 regiments and battalions for duty, but as there had been a continual loss from desertion of nearly 3,000 per month, it necessarily follows that their ranks were greatly reduced in number. Perhaps 300 would be a fair average per regiment, and at that figure, the strength of the army would aggregate 85,000 effective men at the commencement of the retreat.

•

ARKANSAS POST, ARK.

Jan. 11, 1863.

•

ILLINOIS.

Regiments.	Killed.	Wounded.	Missing.	Total.	Engaged
13th	1	1	
55th	3	3	
77th	6	39	45	
97th	5	5	
108th	10	10	
113th	3	18	21	
116th	5	8	13	
118th	1	5	6	
127th	2	20	9	31	
Battery	1	1	

INDIANA.

16th	7	70	5	82	
60th	7	62	1	70	
67th	2	34	36	
83d	3	18	21	

IOWA.

4th	2	2	
9th	2	2	
25th	10	43	2	55	
26th	18	99	117	
30th	5	38	43	
31st	12	12	
34th	1	15	16	

KENTUCKY.

19th	9.....	9.....
------	-------	--------	-------	--------

MISSOURI.

3d	14.....	61.....	75.....
6th	5.....	20.....	25.....
8th	4.....	25.....	29.....
17th	3.....	8.....	11.....
30th	3.....	3.....
32d	5.....	5.....

OHIO.

48th	2.....	14.....	16.....
54th	3.....	3.....
57th	1.....	26.....	27.....
76th	11.....	57.....	68.....
83d	8.....	80.....	1.....	89.....
96th	10.....	25.....	35.....
120th	2.....	9.....	11.....	22.....

U. S. REGULARS.

13th	1.....	13.....	14.....
------	--------	---------	-------	---------

WISCONSIN.

23d	3.....	34.....	37.....
-----	--------	---------	-------	---------

SCATTERING.

.....	1.....	1.....
-------	--------	-------	-------	--------

REBEL ARMY.—ARKANSAS POST.*(Incomplete.)***TEXAS.**

6th	8.....	24.....	21.....	53.....	542
24th	12.....	17.....	25.....	54.....	587
25th	2.....	8.....	10.....	522
Battery	3.....	13.....	22.....	38.....	83
“	2.....	2.....	33

LOSS BY STATES.**RECAPITULATION.**

States.	Regts.	Average.	Killed.	Wounded.	Missing.	Total.
Illinois	9....	2....	17..	110....	9....	136
Indiana	4....	4....	19..	184....	6....	209
Iowa	7....	5....	34..	211....	2....	247
Kentucky	1....	9....	9
Missouri	6....	4....	26..	122....	148
Ohio	7....	5....	34..	214....	12....	260
U. States	1....	1....	1..	13....	14
Wisconsin	1....	3....	3..	34....	37
Scattering	1....	1
Total,	36....	3....	134..	898....	29....	1,061

The entire force, 5,000 strong surrendered to the Union army.

ATLANTA CAMPAIGN.

May, June and July, 1864.

IOWA.

Regiments.	Killed.	Wounded.	Missing.	Total	Engaged
4th	13.....	61.....	3.....	77.....	300
6th	31.....	119.....	4.....	154.....	
9th	13.....	70.....	7.....	90.....	305
25th	8.....	53.....	4.....	65.....	365
26th	7.....	59.....	1.....	67.....	182
30th	9.....	69.....		78.....	283
31st	1.....	42.....	5.....	48.....	
1st Bat'y	4.....	21.....		25.....	

ILLINOIS.

10th	14.....	64.....	10.....	88.....	
16th	20.....	43.....	5.....	68.....	
26th	26.....	142.....	12.....	180.....	
27th	16.....	88.....	9.....	113.....	
34th	19.....	100.....	6.....	125.....	
40th	15.....	92.....		107.....	
42d	16.....	55.....	4.....	75.....	
48th	32.....	191.....	18.....	241.....	
55th	31.....	87.....	16.....	134.....	
60th	17.....	98.....		115.....	
78th	26.....	176.....	3.....	205.....	
85th	42.....	99.....	53.....	194.....	
86th	42.....	119.....	15.....	176.....	
90th	9.....	81.....	27.....	117.....	
103d	36.....	131.....	9.....	176.....	
110th	2.....	27.....		29.....	
111th	37.....	144.....	88.....	269.....	
116th	12.....	74.....	5.....	91.....	
125th	63.....	121.....	22.....	206.....	
127th	14.....	53.....	12.....	79.....	
1st Art. A.	4.....	9.....	21.....	34.....	
“ F.	5.....	9.....	1.....	15.....	
“ H.	4.....	12.....	9.....	25.....	

INDIANA.

12th	28.....	103.....	52.....	183.....	
22d	43.....	146.....	42.....	231.....	
83d	7.....	68.....	4.....	79.....	
97th	25.....	119.....	5.....	149.....	
99th	13.....	131.....	14.....	158.....	

100th	8.....	69.....	1.....	78.....
5th Bat.	6.....	3.....	9.....

MISSOURI.

3d	5.....	43.....	3.....	51.....	135
6th	8.....	63.....	2.....	73.....	
8th	9.....	2.....	11.....	
12th	6.....	58.....	3.....	67.....	170
17th	12.....	24.....	36.....	141
27th	17.....	47.....	64.....	185
29th	3.....	36.....	5.....	44.....	151
31st	10.....	18.....	28.....	122
32d	3.....	33.....	2.....	38.....	149
2d Art. F.	2.....	2.....	4.....	

MICHIGAN.

10th	26.....	103.....	129.....
14th	20.....	106.....	126.....
15th	12.....	78.....	2.....	92.....

OHIO.

30th	14.....	98.....	19.....	131.....	
37th	14.....	100.....	40.....	154.....	
46th	36.....	129.....	1.....	166.....	
47th	17.....	88.....	64.....	169.....	
52d	51.....	171.....	31.....	253.....	
53d	19.....	291.....	16.....	236.....	
54th	12.....	117.....	72.....	201.....	
57th	23.....	106.....	77.....	206.....	
64th	27.....	82.....	3.....	112.....	
70th	19.....	93.....	13.....	125.....	
76th	18.....	91.....	2.....	111.....	413
98th	22.....	58.....	2.....	82.....	
108th	7.....	26.....	7.....	40.....	
113th	35.....	139.....	7.....	181.....	
121st	26.....	188.....	214.....	
4th Bat'ry	1.....	8.....	9.....	

NEW YORK.

17th	23.....	74.....	1.....	98.....
------	---------	---------	--------	---------

U. S. REGULARS.

15th	45.....	197.....	10.....	252.....	701
16th	16.....	94.....	10.....	120.....	515
18th	38.....	176.....	17.....	231.....	653
19th	14.....	56.....	6.....	76.....	277
Scattering,	2.....	16.....	5.....	23.....	

LOSS BY STATES.

RECAPITULATION.

States.	Regts.	Average.	Killed.	Wounded.	Missing.	Total.
Illinois,	502	2015	345	2862		
Ind.,	130	639	118	887		

Iowa,	86....	494....	24....	604....
Missouri,	66....	323....	17....	406....
Mich.,	58....	287....	2....	347....
N. Y.	23....	74....	1....	98....
Ohio,	341....	1695....	354....	2390....
Regulars	113....	523....	43....	679....
Seating,	2....	16....	5....	23....
Total,	1321....	6066....	909....	8296....
Seating	3667..	21370....	4062..	29775....
Total, U.	4988..	24827..	4708..	34523..
Rebel,	1358..	8614..	..22750..	70,000

The Union army started from Chattanooga, Tenn. May 4, on the Atlanta campaign, with an effective force, of 110,123, as stated by the commanding officer, and the casualties, stated by the same source aggregated 37,081 at the close, Sept. 15.

It is to be regretted that a General, having the command of a great army of educated men should value the lives of a soldier with such indifference as to give no detailed account of 3,667 killed in battle. They are lumped in on a pile without a passing notice, and the organizations to which they belonged and the great States of which they were honored citizens, are not credited with their loss.

There is no valid excuse for this omission, except that it was carrying out a military custom of the dark ages when soldiers were the mere tools of a military despot, and their loss, no one had a right to question or call for an accounting.

BATTLE OF AVERASBOROUGH.

March 16th, 1865.•
CONNECTICUT.

Regiments.	Killed.	Wounded.	Missing.	Total.	Engaged
5th	4.....	8.....	8.....	20.....	
20th	2.....	15.....	12.....	29.....	

ILLINOIS.

16th	6.....	6.....	
34th	3.....	4.....	7.....	
60th	4.....	4.....	
78th	1.....	1.....	
82d	1.....	8.....	9.....	
86th	4.....	4.....	
101st	3.....	3.....	
102d	2.....	17.....	1.....	20.....	
105th	4.....	13.....	17.....	
125th	1.....	1.....	
129th	2.....	17.....	19.....	

INDIANA.

22d	2.....	3.....	5.....	
88d	5.....	5.....	
70th	1.....	1.....	
85th	4.....	21.....	25.....	
3d 8th Cav.	9.....	32.....	41.....	

KENTUCKY.

2d Cav.	3.....	5.....	8.....	
---------	--------	--------	-------	--------	--

MICHIGAN.

10th	3.....	3.....	
14th	2.....	19.....	21.....	
19th	4.....	17.....	21.....	
9th Cav.	3.....	3.....	

MASSACHUSETTS.

2d	7.....	17.....	3.....	27.....	
33d	12.....	2.....	14.....	

NEW JERSEY.

13th	1.....	22.....	23.....	
------	--------	---------	-------	---------	--

NEW YORK.

17th	7.....	25.....	32.....	
107th	27.....	19.....	46.....	
123d	4.....	4.....	
136th	2.....	16.....	18.....	
141st	2.....	1.....	3.....	
143d	1.....	6.....	7.....	

150th	1.....	18.....	19.....
OHIO.				
33d	1.....	3.....	4.....
52d	2.....	6.....	8.....
55th	4.....	32.....	36.....
61st	2.....	2.....
73d	9.....	9.....
79th	5.....	26.....	31.....
82d	8.....	8.....
113th	1.....	1.....
121st	6.....	6.....
5th Cav.	1.....	1.....
9th "	2.....	2.....
10th "	2.....	2.....
PENNSYLVANIA.				
46th	1.....	4.....	5.....
9th Cav.	5.....	17.....	22.....
WISCONSIN.				
3d	4.....	25.....	29.....
21st	2.....	2.....
22d	4.....	4.....
26th	7.....	11.....	18.....
31st	1.....	12.....	13.....

e

LOSS BY STATES.**RECAPITULATION.**

States.	Regts.	Average.	Killed.	Wounded.	Missing.	Total.
Conn.	2....	3....	6..	23....	20....	49
Illinois	10....	2....	13..	77....	1....	91
Indiana	5....	3....	15..	61....	1....	77
Kentucky	1....	3....	3..	5....	8
Mass.	2....	3....	7..	29....	5....	41
Michigan	4....	6..	39....	3....	48
New J.	1....	1..	22....	23
New York	7....	11..	98....	20....	129
Ohio	12....	1....	15..	95....	110
Penn.	2....	2....	5..	18....	4....	27
Wisconsin	5....	2....	12..	54....	66
Scattering	2..	12....	14
Total,	51....	2....	96..	533....	54....	683

Only a portion of the union army engaged and the rebel army was driven back after a few hours skirmishing. The casualties of the rebel army was never stated.

BATTLE OF BALL'S BLUFF.

*October 21, 1861.***MASSACHUSETTS.**

Regiments.	Killed.	Wounded.	Missing.	Total.	Engaged.
15th	14	61	227	302	633
20th	15	44	135	194 ..	318

NEW YORK.

42d	7	6	120	133	
6th Battery	1	1	

PENNSYLVANIA.

71st	18	40	228	281	600
-------------	-----------------	-----------------	------------------	------------------	------------

U. S. REGULARS.

Battery B.	5	4	9	
1st Art.	1	1	

Total,	49	158	714	921	
---------------	-----------------	------------------	------------------	------------------	--

REBEL ARMY.—BALL'S BLUFF.

MISSISSIPPI.

13th	4	2	1	7	60
17th	2	9	11	600
18th	22	63	85	500

VIRGINIA.

8th	8	43	1	52	375
Cavalry	70
Total,	36	117	2	155 ..	1,605

The Union army stampeded at the commencement of the engagement, and enabled the Rebel army to win an easy victory. The General in command was arrested after the battle and served two years in a military prison, but was finally liberated without a trial and assigned to a command in the southwest.

BATTLE OF BATON ROUGE, LA.

*August 5th, 1862.***CONNECTICUT.**

Regiments.	Killed.	Wounded.	Missing.	Total.	Engaged
9th	1	9	4	14	

INDIANA.

21st	24	98	4	126	
-------------	-----------------	-----------------	----------------	------------------	--

MAINE.

14th	36	71	12	119	
-------------	-----------------	-----------------	-----------------	------------------	--

MASSACHUSETTS.

30th	3.....	15.....	18.....
Cavalry	1.....	1.....
2d Battery	4.....	1.....	5.....
4th "	1.....	5.....	6.....
6th "	3.....	9.....	1.....	13.....

MICHIGAN.

6th	15.....	44.....	6.....	65.....
-----	---------	---------	--------	---------

VERMONT.

7th	10.....	5.....	15.....	250
-----	-------	---------	--------	---------	-----

SCATTERING.

Scattering	1.....	1.....
------------	--------	-------	-------	--------

LOSS BY STATES.**RECAPITULATION.**

States.	Regts.	Average.	Killed.	Wounded.	Missing.	Total.
Conn.	1....	1....	1..	9....	4....	14
Indiana	1....	24....	24..	98....	4....	126
Maine	1....	36....	36..	71....	12....	119
Mass.	2....	3....	7..	34....	2....	43
Michigan	1....	15....	15..	44....	6....	65
Vermont	1....	10....	5....	15
Scattering	1..	1
Total,	7....	12....	84..	266....	33....	383

Union force won a victory.

REBEL ARMY.—BATON ROUGE.**ALABAMA.**

4th	6.....	19.....	25.....
31st	2.....	9.....	1.....	12.....
35th	4.....	21.....	1.....	26.....

KENTUCKY.

3d	2.....	15.....	1.....	18.....
4th	5.....	13.....	1.....	19.....
5th	11.....	22.....	1.....	34.....
6th	5.....	20.....	25.....
7th	1.....	12.....	1.....	14.....

LOUISIANA.

4th	5.....	25.....	12.....	42.....
30th	12.....	28.....	18.....	58.....

MISSISSIPPI.

15th	1.....	1.....
22d	13.....	34.....	1.....	48.....
31st	16.....	31.....	47.....
39th	1.....	1.....	2.....

TENNESSEE.

19th	1.....	1.....	2.....
------	-------	--------	--------	--------

20th	2	2
28th	1	2	3
45th	1	2	3

SCATTERING.

Battalion	5	27	17	49
Battery	5	10	15
Sharpsh'rs	2	2
Battery	6	6
Total,	95	302	56	453

SKIRMISH AT BAXTER SPRINGS, KANSAS.*October 6, 1863.*

Union,	80	18	98
Reb.	3	15	18 650

BATTLE OF BELMONT, MO.*Nov. 7, 1861.***ILLINOIS.**

Regiments.	Killed.	Wounded.	Missing.	Total.	Engaged
22d	23	74	97	562
27th	11	47	58	720
30th	9	27	36	500
31st	10	70	80	680
Scattering	1	11	12	114

IOWA.

7th	26	93	119	400
Total,	80	322	402	3976

The Union force was driven from the field after several hours fighting, owing mainly to bad management of commanding officer in not sending reinforcements at the proper time.

The Rebel army consisted of 11 regiments and their casualties were admitted as follows:

105.....419.....117.....641..8,000

BATTLE OF BENTONVILLE, N. C.*March 19, 1865.***CONNECTICUT.**

Regiments	Killed	Wounded	Missing	Total	Engaged
20th	4	30	2	36	

ILLINOIS.

7th	7	7	
12th	2	2	

16th	9	40	2	51	
26th	1	6		7	
32d	3	7	7	17	
34th	7	22	4	33	
50th	2	12		14	
53d	1	2		3	
55th	1	3	1	5	
57th		1		1	
60th		2	11	13	
64th	1	4	8	13	
66th	1	6		7	
78th	10	36		46	321
86th	3	16		19	
102d		1	1	2	
103d		10		10	
104th	1	12	1	14	
110th			1	1	
116th		1	1	2	
125th	3	16		19	
1st Art. C.	4	3	1	8	

INDIANA.

22d	4	22	5	31	
37th		4	2	6	
38th	1	20		21	
42d	2	8		10	
82d			1	1	
83d		3		3	
88th	5	29	3	37	
100th		2		2	
19th Bat'y	1	3	2	6	

IOWA.

4th	2	11		13	
6th	1	4		5	
7th		1		1	
9th		12		12	
11th		2		2	
13th		3		3	
15th		4		4	
25th	3	21		24	
26th	1	8		9	
30th	1	8		9	
31st		5		5	

MASSACHUSETTS.

33d		6	3	9	
-----	--	---	---	---	--

MINNESOTA.

2d		2		2	510
----	--	---	--	---	-----

MICHIGAN.

10th		6	7	13	
------	--	---	---	----	--

13th	15.....	81.....	10.....	106.....	654
14th	7.....	43.....	8.....	58.....	
21st	13.....	49.....	11.....	73.....	
1st Art. B.	1.....	1.....	

MISSOURI.

6th	5.....	5.....	
18th	1.....	3.....	4.....	8.....	
23d	3.....	3.....	
27th	4.....	4.....	
31st & 32d	6.....	6.....	
Battery H.	1.....	1.....	2.....	

NEW YORK.

17th	3.....	10.....	1.....	14.....	
123d	1.....	1.....	
136th	27.....	27.....	
143d	1.....	3.....	4.....	
150th	1.....	5.....	6.....	
1st Art. M.	1.....	1.....	

NEW JERSEY.

13th	1.....	1.....	
------	-------	--------	-------	--------	--

OHIO.

17th	1.....	1.....	650
21st	1.....	3.....	10.....	14.....	
27th	6.....	3.....	9.....	
30th	3.....	6.....	9.....	
32d	1.....	1.....	
33d	5.....	30.....	18.....	53.....	
37th	1.....	3.....	4.....	
39th	3.....	17.....	4.....	24.....	318
46th	2.....	7.....	9.....	200
47th	1.....	1.....	
52d	3.....	18.....	1.....	22.....	
54th	1.....	2.....	3.....	
55th	3.....	24.....	2.....	29.....	
57th	1.....	1.....	
61st	2.....	6.....	8.....	
69th	4.....	19.....	3.....	26.....	
70th	1.....	1.....	
73d	5.....	24.....	2.....	31.....	
76th	4.....	4.....	
82d	1.....	11.....	13.....	25.....	
89th	2.....	2.....	
94th	2.....	11.....	1.....	14.....	
98th	8.....	23.....	4.....	35.....	
108th	1.....	5.....	6.....	
113th	5.....	5.....	
121st	5.....	30.....	35.....	
Battery C.	1.....	1.....	

PENNSYLVANIA.

46th	2.....	2.....
79th	10.....	38.....	6.....	54.....

WISCONSIN.

21st	3.....	25.....	3.....	31.....	642
25th	1.....	1.....	
26th	1.....	4.....	5.....	
31st	7.....	44.....	19.....	70.....	
12th Batt'y	2.....	2.....	

SCATTERING.

Scattering	10.....	79.....	22.....	111.....
------------	---------	---------	---------	----------

LOSS BY STATES.**RECAPITULATION.**

States.	Regts.	Average.	Killed.	Wounded.	Missing.	Total.
Conn.	1....	4....	4....	39....	2....	36
Illis.	21....	2....	47....	209....	38....	294
Ind.	8....	1....	13....	91....	13....	117
Iowa	11....	8....	79....	87
Mass.	1....	6....	3....	9
Mich.	4....	8....	35....	180....	36....	251
Minn.	1....	2....	2
Mo.	3....	2....	22....	4....	28
N. J.	1....	1....	1
N. Y.	5....	4....	41....	8....	53
Ohio	26....	1....	50....	256....	67....	373
Pa.	2....	5....	10....	40....	6....	56
Wis.	4....	2....	11....	76....	22....	109
Scat'g	19....	79....	22....	111
Total	90....	2..	194..	1,112..	221..	1,527

One hundred and five regiments present that were not engaged or had no casualties. This was the last stand of the Rebel army and the whole force, 39,012 surrendered on April 26, 1865.

Rebel Loss. 239.....1,693..... 673.....2,606

SKIRMISH AT BIG BETHEL, VA.

June 10, 1861.

MASSACHUSETTS.

4th	1.....	1.....	850
-----	--------	-------	-------	--------	-----

NEW YORK.

1st	2.....	1.....	3.....	
2d	2.....	1.....	3.....	
3d	2.....	27.....	1.....	30.....	650
5th	6.....	13.....	19.....	
7th	3.....	7.....	2.....	12.....	

U. S. REGULARS.

Art.	1.....	1.....	
------	--------	-------	-------	--------	--

VERMONT.

1st	2.....	3.....	1.....	6.....
SCATTERING.				
Scattering	1.....	1.....
Total,	18.....	53.....	5.....	76.....
Rebel Loss	1.....	7.....	8....1200

The Seventh Regiment quoted above was not the 7th Militia of New York City, which was in the service at that time.

SKIRMISH AT BIG SHANTY, GA.

May 15, 1864.

6th Iowa	3.....	12.....	15.....
46th Ohio	1.....	13.....	14.....
97th Ind	2.....	6.....	8.....
103d Illinois	1.....	7.....	8.....
Total,	7.....	38.....	45.....

A sharp skirmish in which the Union Brigade captured 800 Rebel prisoners.

BRANDY STATION, VA.

June. 9, 1863.

ILLINOIS.

Regiments.	Killed.	Wounded.	Missing.	Total	Engaged
8th Cav.	1.....	46.....	3.....	50.....	

INDIANA.

3d Cav.	1.....	23.....	24.....	
---------	--------	---------	-------	---------	--

MAINE.

1st Cav.	10.....	25.....	35.....	
----------	-------	---------	---------	---------	--

MASSACHUSETTS.

33d	3.....	3.....	
1st Cav.	2.....	9.....	5.....	16.....	
2d Cav.	1.....	3.....	2.....	6.....	

MARYLAND.

1st Cav.	6.....	13.....	44.....	63.....	
----------	--------	---------	---------	---------	--

NEW JERSEY.

1st Cav.	7.....	21.....	24.....	52.....	
----------	--------	---------	---------	---------	--

NEW YORK.

86th	2.....	24.....	26.....	
124th	2.....	12.....	14.....	
2d Cav.	4.....	14.....	21.....	39.....	
6th "	4.....	4.....	
8th "	12.....	31.....	7.....	50.....	
9th "	15.....	1.....	16.....	
10th "	3.....	18.....	61.....	82.....	
6th Bat'ry	8.....	13.....	21.....	

	OHIO.			
6th Cavalry	2.....	1.....	3.....
	PENNSYLVANIA.			
56th	1.....	5.....	3.....	9.....
1st Cav.	5.....	18.....	12.....	35.....
4th "	1.....	4.....	5.....
6th "	5.....	25.....	78.....	108.....
17th "	3.....	3.....
	RHODE ISLAND.			
1st Cav.	2.....	3.....	5.....
	U. S. REGULARS.			
1st Cav.	1.....	1.....	2.....
2d "	11.....	29.....	26.....	66.....
5th "	6.....	17.....	15.....	38.....
6th "	8.....	26.....	32.....	66.....
2d Art. B.L.	3.....	3.....
2d " K.	2.....	2.....
	WEST VIRGINIA.			
3d Cav.	3.....	3.....
	WISCONSIN.			
3d	1.....	14.....	15.....
	SCATTERING.			
Scattering	2.....	2.....
Total	81.....	403.....	382.....	866.....

◆

SKIRMISH AT BULL PASTURE MOUNTAIN.

May 13th, 1862.

	OHIO.				
Regts.	Killed	Wounded	Missing	Total	Engaged
25th	6.....	51.....	1.....	58.....
32d	4.....	52.....	56.....
75th	6.....	32.....	1.....	39.....
82d	6.....	50.....	1.....	57.....
	WEST VIRGINIA.				
3d	4.....	42.....	46.....
Total	26.....	227.....	3.....	256.....

REBEL ARMY.--BULL PASTURE MOUNTAIN.

	GEORGIA.				
Regts	Killed	Wounded	Missing	Total	Engaged
12th	35.....	140.....	175.....
	VIRGINIA.				
1st	1.....	1.....
10th	1.....	20.....	21.....
21st	1.....	1.....
23d	6.....	35.....	41.....
25th	7.....	65.....	71.....
31st	1.....	18.....	19.....
37th	5.....	34.....	39.....
42d	3.....	3.....
44th	2.....	17.....	19.....
48th	4.....	4.....
52d	7.....	46.....	53.....
58th	11.....	39.....	50.....
Total	75.....	423.....	498.....

BATTLE OF BULL RUN, VA.

July 21st, 1861.

CONNECTICUT.

Regts.	Killed	Wounded	Missing	Total	Engaged
1st	8.....	9.....	17.....	
2d	2.....	5.....	9.....	16.....	
3d	4.....	13.....	18.....	35.....	

MAINE.

2d	13.....	24.....	118.....	155.....	640
3d	5.....	11.....	13.....	29.....	
4th	16.....	36.....	36.....	88.....	
5th	3.....	10.....	24.....	37.....	

MASSACHUSETTS.

5th	5.....	32.....	22.....	59.....	
11th	7.....	41.....	40.....	88.....	

MICHIGAN.

1st	15.....	41.....	61.....	117.....	500
-----	---------	---------	---------	----------	-----

MINNESOTA.

1st	46.....	109.....	30.....	185.....	
-----	---------	----------	---------	----------	--

NEW HAMPSHIRE.

2d	9.....	35.....	63.....	107.....	
----	--------	---------	---------	----------	--

NEW YORK.

2d	16.....	15.....	29.....	60.....	
8th Militia	8.....	17.....	13.....	38.....	
8th	2.....	2.....	7.....	11.....	
11th	33.....	76.....	68.....	177.....	
13th	11.....	27.....	20.....	58.....	
14th	25.....	48.....	69.....	142.....	
16th	1.....	1.....	
27th	26.....	44.....	60.....	130.....	
29th	2.....	9.....	35.....	46.....	
31st	1.....	1.....	2.....	
38th	15.....	55.....	58.....	128.....	
39th	2.....	5.....	54.....	61.....	
69th	37.....	60.....	95.....	192.....	
71st	10.....	40.....	12.....	62.....	
79th	32.....	51.....	115.....	198.....	

OHIO.

1st	1.....	4.....	7.....	12.....	
2d	1.....	2.....	8.....	11.....	

RHODE ISLAND.

1st	13.....	39.....	30.....	82.....	
2d	23.....	49.....	26.....	98.....	
Battery	3.....	8.....	3.....	14.....	

REGULARS.

Infantry	13.....	20.....	30.....	63.....	
Cavalry	13.....	5.....	18.....	
Marines	9.....	19.....	16.....	44.....	

1st Art. I.	12.....	15.....	27.....
2d Art. D.	2.....	5.....	3.....	10.....
“ E.	3.....	4.....	8.....	15.....
“ M.	1.....	1.....
3d “ E.	4.....	2.....	6.....
5th “ D.	5.....	16.....	8.....	29..... 95

WISCONSIN.

2d	23.....	65.....	63.....	151.....
----	---------	---------	---------	----------

VERMONT.

2d	3.....	43.....	25.....	71.....
----	--------	---------	---------	---------

SCATTERING.

Scattering	4.....	1.....	5.....
------------	-------	--------	--------	--------

CASUALTIES BY STATES.

RECAPITULATION.

States.	Regts.	Average.	Killed.	Wounded.	Missing.	Total.
Conn.	3....	2....	6....	26....	36....	68
Maine	4....	9....	37....	81....	191....	309
Mass.	2....	6....	12....	73....	62....	147
Mich.	1....	15....	15....	41....	61....	117
Minn.	1....	46....	46....	109....	30....	185
N.Ham.	1....	9....	9....	35....	63....	107
N. Y.	15....	14....	219....	451....	636....	1306
Ohio	2....	1....	2....	6....	15....	23
R. I.	2....	19....	39....	96....	59....	194
Reg.	3....	6....	49....	94....	70....	213
Vermont	1....	3....	3....	43....	25....	71
Wis.	1....	23....	23....	65....	63....	151
Scat.	4....	1....	5
Total	36....	13....	460....	1124....	1312....	2896

Union army defeated and retreated in disorder to Washington. Much of the confusion was caused by a large number of citizens who were permitted along to witness the engagement. A false report circulated after the battle and still quoted, that the army stampeded without making a determined stand, is shown to be incorrect by a glance at battles compared. There was only one battle where similar forces were engaged, that the casualties reached a higher average than at Bull Run,

BATTLES COMPARED.

- 36 regiments at Bull Run averaged 13 killed.
- 36 “ Williamsburg averaged 12 killed.
- 36 “ Fort Donalson averaged 14 killed.
- 37 “ Cedar Mountain averaged 9 killed.
- 34 “ Chickasaw Bluffs averaged 6 killed.

REBEL ARMY.—BULL RUN.

ALABAMA.

Regts.	Killed	Wounded	Missing	Total	Engaged
4th	40.....	157.....		197.....	

GEORGIA.

7th	19.....	134.....		153.....	
8th	41.....	159.....		200.....	

LOUISIANA.

1st	8.....	38.....	2.....	48.....	
7th	3.....	23.....		26.....	

MARYLAND.

1st	1.....	5.....		6.....	
-----	--------	--------	--	--------	--

MISSISSIPPI.

2d	25.....	82.....	1.....	108.....	
11th	7.....	21.....		28.....	
13th		6.....		6.....	
17th	2.....	9.....		11.....	
18th	8.....	30.....		38.....	

NORTH CAROLINA.

5th	1.....	3.....		4.....	
6th	23.....	50.....		73.....	

SOUTH CAROLINA.

2d	5.....	53.....		48.....	
4th	11.....	79.....	6.....	96.....	
5th	3.....	23.....		26.....	
8th	5.....	23.....		28.....	
H. Legion	19.....	190.....	2.....	121.....	

TENNESSEE.

3d	1.....	3.....		4.....	
----	--------	--------	--	--------	--

VIRGINIA.

1st		6.....		6.....	
2d	18.....	72.....		90.....	
4th	31.....	100.....		131.....	
5th	6.....	47.....		53.....	
7th	9.....	38.....		47.....	
8th	6.....	23.....	1.....	30.....	
10th	6.....	10.....		16.....	
17th	1.....	3.....		4.....	
18th	6.....	13.....		19.....	
19th	1.....	4.....	1.....	6.....	
27th	19.....	122.....		141.....	
28th		9.....		9.....	
33d	45.....	101.....		146.....	
49th	10.....	30.....		40.....	
30th Cav.	5.....	4.....		9.....	
Cavalry		4.....		4.....	
4 Batteries	2.....	8.....		10.....	

CASUALTIES BY STATES.

RECAPITULATION.

States	No. Regts.	Average	Killed	Wounded	Missing	Total
Ala.	1	40	40	157		197
Georgia	2	30	60	293		353
La.	2	5	11	61	2	74
Md.	1	1	1	5		6
Miss.	5	8	42	148	1	191
N. Car.	2	12	24	53		77
S. Car.	5	8	43	268	8	319
Tenn.	1	1	1	3		4
Va.	16	10	165	593	2	760
Total	35	11	387	1,581	13	1,981

CAMDEN EXPEDITION.*April 1864.***ILLINOIS.**

Regiments	Killed	Wounded	Missing	Total	Engaged
43d	3	6	1	10	

INDIANA.

48d	12	12	222	246	246
50th	18	83	21	122	

IOWA.

29th	12	104	4	120	
33d	10	105	14	129	
36th	8	114	389	511	
40th	6	41	3	50	

OHIO.

77th	6	24	336	366	
------	---	----	-----	-----	--

WISCONSIN.

9th	16	72	11	99	
27th	9	20	14	43	
28th	1			1	

SCATTERING.

2 Batteries	1	14	52	67	
Scattering		1		1	
Total	102	596	1,067	1,785	

Rebel casualties never officially stated.

BATTLE OF CEDAR CREEK, VA.*October 19th, 1864.***CONNECTICUT.**

Regts.	Killed	Wounded	Missing	Total	Engaged
9th	2.....	15.....	8.....	25.....	
12th	22.....	57.....	93.....	172.....	
13th	2.....	17.....	10.....	29.....	
2d H. Art.	21.....	107.....	62.....	190.....	

INDIANA.

8th	4.....	37.....	25.....	66.....	
11th	4.....	39.....	10.....	53.....	
18th	5.....	49.....	27.....	81.....	
17th Bat.	4.....	9.....	3.....	16.....	

IOWA.

22d	1.....	49.....	23.....	73.....	
24th	8.....	43.....	41.....	92.....	
28th	9.....	71.....	10.....	90.....	

MAINE.

1st	8.....	60.....	12.....	80.....	
12th	7.....	23.....	51.....	81.....	
14th	5.....	34.....	43.....	82.....	
29th	18.....	109.....		127.....	
1st Art. A.	3.....	17.....	8.....	28.....	
“ E.	2.....	26.....		28.....	

MARYLAND.

6th	8.....	42.....	1.....	51.....	
-----	--------	---------	--------	---------	--

MASSACHUSETTS.

26th	3.....	10.....	16.....	29.....	
30th	12.....	96.....		108.....	
34th		8.....	35.....	43.....	
38th		19.....	35.....	54.....	
2d Cav.	7.....	16.....	1.....	24.....	
3d Cav.	6.....	31.....	39.....	76.....	

MICHIGAN.

1st Cav.	3.....	24.....	1.....	28.....	
5th “	3.....	8.....	1.....	12.....	
6th “	4.....	6.....	1.....	11.....	
7th “		5.....	30.....	35.....	

MEW HAMPSHIRE.

14th	8.....	51.....	18.....	77.....	
------	--------	---------	---------	---------	--

NEW JERSEY.

4th	1.....	29.....	4.....	34.....	
10th	3.....	42.....		45.....	

14th	4.....	24.....	28.....
15th	13.....	57.....	15.....	85.....

NEW YORK.

43d	4.....	18.....	22.....
49th	8.....	30.....	38.....
62d	2.....	13.....	15.....
65th	12.....	74.....	4.....	90.....
75th	3.....	19.....	33.....	55.....
77th	7.....	26.....	3.....	36.....
90th	5.....	46.....	22.....	73.....
106th	8.....	45.....	53.....
114th	21.....	86.....	8.....	115.....
116th	7.....	43.....	9.....	59.....
121st	10.....	42.....	5.....	57.....
122d	5.....	27.....	32.....
128th	5.....	14.....	76.....	95.....
131st	2.....	22.....	9.....	33.....
151st	1.....	12.....	13.....
153d	8.....	63.....	10.....	81.....
156th	8.....	36.....	48.....	92.....
159th	4.....	13.....	6.....	23.....
160th	9.....	34.....	23.....	66.....
175th	1.....	2.....	3.....
176th	6.....	15.....	32.....	53.....
184th	3.....	42.....	45.....
5th H. Art.	309.....	309.....
6th "	11.....	66.....	16.....	93.....
9th "	43.....	165.....	208.....
2d Cav.	6.....	8.....	14.....
5th "	1.....	2.....	3.....
6th "	1.....	2.....	3.....
8th "	1.....	1.....
9th "	4.....	4.....
19th "	2.....	10.....	12.....
1st Bat.	6.....	17.....	23.....
6th "	2.....	2.....

OHIO.

23d	9.....	40.....	8.....	57.....
34th	2.....	12.....	18.....	32.....
36th	4.....	18.....	22.....
110th	5.....	29.....	1.....	35.....
116th	1.....	17.....	16.....	34.....
122d	4.....	35.....	6.....	45.....
123d	11.....	11.....	22.....
126th	4.....	15.....	6.....	25.....
2d Cav.	3.....	3.....
8th "	2.....	2.....
Battery L.	1.....	8.....	9.....

PENNSYLVANIA.

47th	37.....	89.....	28.....	154.....
54th	3.....	4.....	28.....	35.....
61st	4.....	11.....	1.....	16.....
67th	3.....	26.....	1.....	30.....
87th	7.....	22.....	17.....	46.....
93d	7.....	21.....	2.....	30.....
95th	8.....	27.....	4.....	39.....
96th	1.....	21.....	5.....	27.....
98th	13.....	41.....	1.....	55.....
102d	12.....	80.....		92.....
138th	2.....	40.....		42.....
139th	2.....	33.....	1.....	36.....
14th Cav.		1.....		1.....
18th "	1.....	6.....		7.....
22d "		4.....		4.....
1st Art. D.	6.....	6.....	18.....	30.....

REGULARS.

1st Cav.	2.....	5.....		7.....
2d "		6.....		6.....
1st Art. K. L.	2.....	3.....		5.....
2d " B. L.	1.....	1.....		2.....
3d " C. F. K.	1.....			1.....
5th " B.	1.....	2.....	8.....	11.....
5th " M.	2.....	17.....	4.....	23.....

RHODE ISLAND.

1st Art. C.		10.....		10.....
" D.	1.....	8.....	3.....	12.....
" G.	4.....	23.....		27.....

VERMONT.

2d	4.....	31.....	3.....	38.....
3d	3.....	36.....	1.....	40.....
4th	7.....	19.....	3.....	29.....
5th	2.....	17.....	3.....	22.....
6th	5.....	32.....	11.....	48.....
8th	17.....	66.....	23.....	106.....
10th	16.....	65.....	4.....	85.....
11th	13.....	74.....	20.....	107.....
1st Cav.		6.....		6.....

WEST VIRGINIA.

5th	1.....	10.....		11.....
9th		14.....	5.....	19.....
10th	2.....	19.....	14.....	35.....
11th	2.....	26.....	49.....	77.....
13th	8.....	87.....		45.....
14th	1.....	26.....	8.....	35.....
15th	5.....	12.....	12.....	29.....
1st Cav.	1.....	1.....	1.....	3.....

SCATTERING.

Scattering	4.....	15.....	3.....	22.....
------------	--------	---------	--------	---------

LOSS BY STATES.

RECAPITULATION.

States.	Regts.	Average.	Killed.	Wounded.	Missing.	Total.
Conn.	4	11	47	196	173	416
Indiana	3	5	17	134	65	216
Iowa	3	6	18	163	74	255
Mass.	6	4	28	189	126	334
Maine	4	11	43	269	114	426
Maryland	1	8	8	42	1	51
Michigan	4	2	10	43	33	86
N. Jersey	4	5	21	152	19	192
N. Hamp.	1	8	8	51	18	77
N. York	31	6	203	997	621	1821
Ohio	10	3	30	199	66	276
Penn.	15	7	106	432	106	644
Rhode I.			5	41	3	49
U. States	2	4	9	34	12	55
Vermont	9	7	67	346	68	481
West Va.	8	2	20	145	89	254
Scattering			4	15	3	22
Total	105	6	644	3,430	1,591	5,665

BATTLES COMPARED.

105 regiments at Cedar Creek averaged 6 killed.
108 " Shiloh averaged 16 killed.
132 " Nashville averaged 3 killed.
118 " Winchester averaged 5 killed.
125 " Stone River averaged 14 killed.

One fifth of this army was cavalry, viz: 21 regiments, and their casualties amounted to 31 killed, 149 wounded and 82 missing.

Not one regimental commander reported the number of men in action. The commander of the army was an officer in the regular army, and was twenty miles away at the commencement of the engagement.

The rebel army consisted of 137 regiments and 23 batteries. They lost the battle and 48 pieces of artillery, and reported 199 killed, 1,508 wounded, total, 1,707! The truth was evidently suppressed for the good of their cause.

SKIRMISH AT CARNIFAX FERRY, W. VA.

Sept. 10, 1861.

OHIO.

Regts.	Killed	Wounded	missing	Total	Engaged
9th	1	8		9	
10th	9	50		59	
12th	1	1		2	
13th	1	12		13	
28th	2	29		31	
Cavalry	3	37		40	
Battery		4		4	
Total	17	141		158	

BATTLE OF CEDAR MOUNTAIN, VA.

August 9th, 1862.

CONNECTICUT.

Regiments.	Killed.	Wounded.	Missing.	Total.	Engaged
5th	21	71	145	237	

DISTRICT OF COLUMBIA.

1st		3	1	4	
-----	--	---	---	---	--

INDIANA.

7th		43		43	
27th	15	29	6	50	

MAINE.

1st		2		2	
10th	24	145	4	173	
4th Bat'ry	1	6	1	8	
6th "	4	9	5	18	
Battery B.		2		2	

MASSACHUSETTS.

2d	46	93	40	173	
12th	1	7	2	10	

MARYLAND.

3d	12	42	16	70	
----	----	----	----	----	--

MICHIGAN.

1st Cav.	4	2	3	9	
----------	---	---	---	---	--

NEW JERSEY.

1st	2	14		16	
-----	---	----	--	----	--

NEW YORK.

28th	21	79	113	213	
78th			22	22	
83d	1	1		2	
97th		1		1	
102d	15	85	15	115	
105th		8		8	
5th Cavalry	1			1	
2d Art. L.		1		1	

OHIO.

5th	14	104	4	122	275
7th	31	149	2	182	307
29th	6	50	10	66	189
66th	10	81	3	94	250
1st Cav.			2	2	

PENNSYLVANIA.

1st	5	25	4	34	
11th		3	2	5	
46th	31	102	111	244	
84th		9	7	16	
88th		1		1	
107th		3	1	4	
109th	14	72	28	114	

110th	5.....	5.....
111th	7.....	74.....	9..... 90.....
Battery E,	1.....	7.....	8.....

RHODE ISLAND.

1st	3.....	4.....	2.....	9.....
-----	--------	--------	--------	--------

U. S. REGULARS.

8th & 12th	8.....	37.....	15.....	60.....
------------	--------	---------	---------	---------

4th Art. F.	1.....	4.....	5.....
-------------	--------	--------	-------	--------

WEST VIRGINIA.

1st	1.....	3.....	4.....
-----	-------	--------	--------	--------

1st Cav.	3.....	3.....	6.....
----------	-------	--------	--------	--------

WISCONSIN.

3d	17.....	66.....	25.....	108.....
----	---------	---------	---------	----------

SCATTERING.

Scattering	2.....	4.....	3.....	9.....
------------	--------	--------	--------	--------

Colored Co.	2.....	3.....	8.....	13.....
-------------	--------	--------	--------	---------

LOSS BY STATES.

RECAPITULATION.

States.	Regts.	Average.	Killed.	Wounded.	Misslug.	Total.
Conn.	1.....	21.....	21..	71.....	145.....	237
D. of C.	1.....	3.....	1.....	4
Indiana	2.....	7.....	15..	72.....	6.....	93
Maine	2.....	14.....	29..	164.....	10.....	203
Mass.	2.....	20.....	41..	190.....	42.....	183
Maryland	1.....	12.....	12..	42.....	16.....	70
Michigan	1.....	4.....	4..	2.....	3.....	9
New York	7.....	5.....	38..	175.....	150.....	363
New Jersey	1.....	2.....	2..	14.....	16
Ohio	5.....	12.....	61..	384.....	21.....	466
Penn.	9.....	6.....	58..	296.....	167.....	521
Rhode I.	1.....	3.....	3..	4.....	2.....	9
U. S. Reg.	1.....	9.....	9..	41.....	15.....	65
Wisconsin	1.....	17.....	17..	66.....	25.....	108
W. Va.	2.....	4.....	6.....	10
Scattering	4..	7.....	11.....	22
Total,	37.....	9.....	314..	1445.....	622.....	2381

Union army held the battle field.

REBEL ARMY.—CEDAR MOUNTAIN.

ALABAMA.

Regiments.	Killed.	Wounded.	Missing.	Total	Engaged
5th	1.....	8.....	9.....
15th	3.....	3.....
47th	12.....	76.....	88.....
48th	12.....	61.....	73.....

GEORGIA.

12th	7.....	33.....	40.....
------	--------	---------	-------	---------	-------

14th	4.....	24.....	28.....
19th	4.....	27.....	31.....
45th	7.....	41.....	48.....
49th	9.....	41.....	50.....

LOUISIANA.

2d	5.....	5.....
5th	1.....	9.....	10.....
9th	2.....	4.....	6.....
10th	2.....	5.....	7.....
14th	1.....	3.....	4.....
15th	2.....	2.....

NORTH CAROLINA.

7th	1.....	1.....	2.....
18th	1.....	13.....	14.....
21st	2.....	2.....
28th	3.....	26.....	29.....
33d	6.....	30.....	36.....
37th	2.....	13.....	15.....

TENNESSEE.

1st	4.....	20.....	24.....
7th	4.....	30.....	34.....
14th	3.....	31.....	34.....

VIRGINIA.

2d	1.....	7.....	8.....
4th	3.....	6.....	9.....
5th	3.....	20.....	23.....
10th	6.....	37.....	43.....
13th	2.....	32.....	34.....
17th	1.....	2.....	3.....
21st	37.....	85.....	122.....
22d	7.....	7.....
23d	3.....	15.....	18.....
25th	1.....	24.....	25.....
27th	3.....	3.....
31st	3.....	17.....	20.....
33d	15.....	15.....
37th	12.....	76.....	88.....
40th	4.....	4.....
42d	36.....	71.....	107.....
48th	18.....	44.....	62.....
52d	3.....	10.....	13.....
55th	2.....	2.....
58th	2.....	28.....	30.....
1st Cav.	16.....	16.....
1st Batt'n	10.....	10.....

SCATTERING.

Artillery	2.....	18.....	20.....
-----------	--------	---------	---------

LOSS BY STATES.

States.	Regts.	Average.	Killed.	Wounded.	Missing.	Total.
Alabama	4	6	25	148		182
Georgia	5	6	31	166		197
Louisiana	6	1	6	28		34
N. Car.	6	2	13	85		98
Tennessee	3	3	11	81		92
Virginia	22	6	141	521		662
Artillery			2	18		20
Total,	46	5	229	1047		1,276

BATTLE OF CHAMPION HILL.*May 16, 1863.***ILLINOIS.**

Regiments.	Killed.	Wounded.	Missing.	Total.	Engaged.
8th	2	7	3	12	
20th	2	15	8	25	
30th	9	49		58	
31st	5	18		23	
33d	1	2		3	
45th	4	20		24	
77th		1		1	
81st	3	11	15	29	
92d	38	113	11	162	
97th		5		5	
118th	2	3		5	
124th	11	34		45	
3d Cav.		1		1	
Battery		3		3	

INDIANA.

11th	28	126	13	167	
16th		4		4	
23d		17	1	18	
24th	27	166	8	201	500
34th	8	61		69	
46th	20	61	3	84	
47th	32	91	17	140	
48th	3	35		38	
49th	6	13	1	20	260
59th	1	9		10	
67th		6		6	
69th		13	7	20	

IOWA.

5th	19	75		94	350
10th	38	131		167	
17th	5	51	1	57	225

24th	35	120	34	189
28th	21	62	14	97
KENTUCKY.				
7th	3	15	5	23
22d		15		15
MICHIGAN.				
8th Battery	1			1
MINNESOTA.				
4th		2		2
MISSOURI.				
10th	7	35	3	45
24th		1		1
26th	18	69		87
6th Cavalry	2	1		3
1st Art. A.		2		2
OHIO.				
16th	1	4		5
20th	2	28		30
32d	2	18		20
42d	5	22	13	40
56th	20	90	28	138
68th	2	60		62
78th	8	52		60
83d		3		3
114th		1		1
16th Bat.	1	1		2
WISCONSIN.				
18th	1	5		6
23d		3		3
29th	19	92	2	113
6th Battery		2		2

LOSS BY STATES.

RECAPITULATION.

States.	Regts.	Average.	Killed.	Wounded.	Missing.	Total.
Ills.	13	6	77	282	37	396
Ind.	12	10	125	602	50	777
Iowa	5	23	116	439	49	604
Ky.	2		3	30	5	38
Mo.	4	7	27	108	3	138
Mich.			1			1
Minn.	1			2		2
Ohio	9	4	41	279	41	361
Wis.	3	7	20	102	2	124
Tot'l	49	9	410	1,844	187	2,441

Engagement lasted about four hours. Rebel army driven from the field, leaving 221 of their dead. Their loss never stated officially, but, perhaps included in Vicksburg loss, which see.

BATTLE OF CHANCELLORSVILLE.*May 1, 2, 3, 1863.***CONNECTICUT.**

Regiments	Killed	Wounded	Missing	Total	Engaged
5th	1	19	43	63	
14th		37	19	56	219
17th	4	38	69	111	
20th	11	60	98	169	
27th	1	7	283	291	

DELAWARE.

1st	6	39	10	55	
2d	2	19	40	61	

ILLINOIS.

82d	29	88	38	155	423
-----	----	----	----	-----	-----

INDIANA.

14th	7	50	7	64	
20th	1	19	4	24	
27th	20	126	4	150	

MAINE.

2d		3		3	
3d	4	17	42	63	
4th	2	16	10	28	
10th		2	1	3	
17th	10	65	38	113	
5th Art. E.	6	22		28	

MASSACHUSETTS.

1st	9	46	40	95	
2d	21	110	7	138	
9th		13		13	
11th	8	65	3	76	
12th		2	5	7	
13th		6		6	
16th	6	59	8	73	
18th	1	10	2	13	
28th		11	5	16	
32d	1	5	5	11	
33d		4	3	7	
1st Sharp.	1			1	

MARYLAND.

3d	11	45	29	85	
----	----	----	----	----	--

MICHIGAN.

1st	2	12	1	15	
3d	7	46	20	73	
4th	6	12	2	20	

5th	7	43	28	78
16th		6		6
Sharps'ters	1			1

NEW HAMPSHIRE.

5th		22	3	25
16th	41	213	63	317
				558

NEW JERSEY.

5th	13	102	6	121	320
6th	6	53	8	67	
7th	6	41		47	
8th	18	101	6	125	
11th	18	146	5	169	
12th	24	132	22	178	
13th	17	100	24	141	
24th	3	21	12	36	
28th	1	29	29	59	
29th	1	4		5	
30th		5		5	
Bat. B.	3	7		10	

NEW YORK.

1st	3	18	59	80	
2d	4	44	6	54	
13th		4	1	5	
14th		3		3	
17th	1	4		5	
24th		1		1	
25th		3		3	
28th	1	6	71	78	
29th	4	53	39	96	350
30th		1		1	
37th	3	111	108	222	
38th	2	16	19	37	
40th	1	40	29	70	
41st	2	28	31	61	428
44th		4		4	
45th	7	25	44	76	525
52d	3	31	9	43	
54th	1	24	17	42	280
57th	2	28	1	31	
58th	1	10	20	31	253
60th	9	44	13	66	
61st	1	16	10	27	
63d	1	3	2	6	
64th	15	21	8	44	
66th	1	10	59	70	
68th	1	20	33	54	311
69th	3	7		10	
70th	4	11	17	32	

71st	1	15	23	39	
72d	11	31	59	101	440
73d	3	31	4	38	
74th	3	22	15	40	
76th		2		2	
78th	12	51	68	131	322
83d		3	1	4	
86th	8	68	1	77	
88th	3	23	20	46	
94th		1		1	
95th		2		2	
102d	10	41	39	90	
104th		3		3	
107th	5	54	24	83	
108th	2	40	10	52	
119th	11	37	42	120	357
120th	4	49	13	66	481
123d	16	114	18	148	
124th	28	161	15	204	
134th		3	5	8	
136th		1	5	6	
137th	3	15	36	54	563
140th	2	12	7	21	
145th	4	33	58	95	
146th	2	17	31	50	
149th	15	68	103	186	503
154th	7	80	141	228	
157th	13	66	19	98	
6th Cav.	1	3	17	21	
1st Art. B.		12		42	
“ D.	2	12		14	
“ I.	1	10	2	13	
“ K.		7		7	
“ M.	5	13	4	22	
6th Bat'ry	2	4		6	
10th “		13	5	18	
11th “	2	8	1	11	
13th “		11	2	13	
OHIO.					
4th	14	55	4	73	372
5th	6	52	24	82	
7th	16	62	21	99	
8th	1	10	1	12	
25th	14	107	31	152	455
29th	2	42	28	72	
55th	9	87	57	153	471
61st	33	27		60	
66th	3	40	30	73	862

73d	1.....	1.....	2.....	
75th	13.....	61.....	66.....	140.....	
82d	8.....	48.....	25.....	81.....	
107th	5.....	54.....	74.....	133.....	512
1st Art. I.	1.....	10.....	11.....	
“ L.	2.....	8.....	1.....	11.....	
“ H.K.	8.....	3.....	11.....	

PENNSYLVANIA.

26th	11.....	71.....	9.....	91.....	
27th	6.....	31.....	19.....	56.....	394
28th	17.....	60.....	24.....	101.....	
29th	6.....	13.....	2.....	21.....	
46th	3.....	15.....	81.....	99.....	
53d	8.....	3.....	11.....	
57th	10.....	43.....	18.....	71.....	
62d	2.....	13.....	15.....	
63d	7.....	73.....	38.....	118.....	
68th	3.....	35.....	37.....	75.....	
73d	9.....	65.....	29.....	103.....	375
74th	8.....	14.....	30.....	52.....	417
75th	1.....	7.....	51.....	59.....	377
81st	4.....	38.....	19.....	61.....	
83d	4.....	4.....	
84th	5.....	59.....	151.....	215.....	
88th	2.....	2.....	
91st	8.....	43.....	25.....	76.....	
99th	1.....	16.....	9.....	26.....	
105th	9.....	64.....	3.....	76.....	236
109th	3.....	17.....	2.....	22.....	
110th	5.....	18.....	22.....	45.....	
111th	5.....	14.....	7.....	26.....	
114th	20.....	123.....	38.....	181.....	
115th	10.....	79.....	22.....	111.....	
116th	1.....	19.....	4.....	24.....	
118th	8.....	8.....	
121st	2.....	1.....	3.....	
122d	11.....	75.....	16.....	102.....	
123d	7.....	1.....	8.....	
124th	1.....	16.....	3.....	20.....	
125th	1.....	29.....	19.....	49.....	
126th	5.....	57.....	15.....	77.....	
128th	13.....	199.....	212.....	
129th	4.....	32.....	6.....	42.....	
130th	29.....	29.....	
131st	4.....	4.....	
132d	2.....	41.....	1.....	44.....	
133d	1.....	10.....	11.....	

134th	4.....	34.....	7.....	45.....
135th	3.....	26.....	29.....
140th	7.....	28.....	9.....	44.....
141st	23.....	152.....	60.....	235.....417
143d	1.....	1.....
145th	1.....	9.....	112.....	122.....
147th	13.....	57.....	24.....	94.....
148th	31.....	119.....	14.....	164.....
149th	1.....	1.....
150th	1.....	1.....
151st	1.....	6.....	9.....	16.....
153d	6.....	40.....	39.....	85.....686
155th	3.....	10.....	1.....	14.....
8th Cav.	5.....	21.....	76.....	102.....
17th "	9.....	5.....	14.....
1st Art. G.	9.....	2.....	11.....
Battery C.	1.....	3.....	4.....
" E.	1.....	8.....	9.....
" F.	2.....	7.....	9.....

RHODE ISLAND.

Battery C.	2.....	4.....	2.....	8.....
" K.	2.....	13.....	2.....	17.....

U. S. REGULARS.

2d	1.....	27.....	28.....
3d	4.....	5.....	9.....
4th	1.....	2.....	1.....	4.....
6th	1.....	21.....	6.....	28.....
7th	2.....	9.....	5.....	16.....
10th	12.....	12.....
11th	7.....	16.....	5.....	28.....
12th	5.....	18.....	23.....
14th	3.....	6.....	6.....	15.....
17th	6.....	23.....	6.....	35.....
1st Sharp.	11.....	51.....	6.....	68.....
2d Sharp.	10.....	6.....	16.....
1st Art. H.	3.....	18.....	21.....
" I.	2.....	2.....
3d "F.K.	1.....	6.....	1.....	8.....
4th " B.	2.....	2.....
" C.	2.....	13.....	15.....
" F.	2.....	9.....	5.....	16.....
" K.	7.....	38.....	45.....
5th " I.	5.....	5.....

WEST VIRGINIA.

7th	3.....	17.....	4.....	24.....
-----	--------	---------	--------	---------

WISCONSIN.

3d	18.....	74.....	9.....	101.....
26th	23.....	135.....	40.....	198.....548

SATTERING.

Scattering	1.....	23.....	5.....	29.....
------------	--------	---------	--------	---------

LOSS BY STATES.

RECAPITULATION.

States.	Regts.	Average.	Killed.	Wounded.	Missing.	Total.
Conn.	5....	3....	17..	161..	512....	690
Delaware	2....	4....	8..	58..	50....	116
Illinois	1....	29....	29..	88..	38....	155
Indiana	3....	9....	28..	195..	15....	238
Mass.	12....	4....	47..	331..	78....	456
Maine	5....	4....	22..	125..	91....	238
Maryland	1....	11....	11..	45..	29....	85
Michigan	4....	5....	23..	119..	51....	193
New H.	3....	14....	41..	235..	66....	342
New J.	11....	10....	110..	741..	112....	963
New York	57....	4....	246..	1752..	1384....	3382
Ohio	13....	10....	127..	672..	366....	1165
Penn.	54....	5....	277..	1785..	1288....	3350
Rhode I.	4..	17..	4....	25
U.S. Reg.	12....	4....	47..	277..	72....	396
Wisconsin	2....	20....	41..	209..	49....	299
West Va.	1....	3....	3..	17..	4....	24
Scattering	1..	22..	5....	28
Total,	175....	6..	1082..	6849..	4214....	12145

This battle is generally considered a victory for the Rebel army, but as their loss amounted to 500 more killed than the Union loss, during the same time, it was certainly a high priced victory. The battle was not so stubbornly contested as Antietam, Stone River or Gettysburg. See battles compared.

BATTLES COMPARED.

170 Regiments at Antietam averaged 12 killed.
149 " Chickahominy averaged 11 killed.
259 " Gettysburg averaged 12 killed.
125 " Stone River averaged 14 killed.
175 " Chancellorsville averaged 6 killed.

REBEL ARMY—CHANCELLORSVILLE.**ALABAMA.**

Regiments.	Killed.	Wounded.	Missing.	Total.	Engaged
3d	17.....	121.....	138.....
5th	24.....	130.....	154.....
6th	24.....	125.....	149.....	450
8th	5.....	45.....	50.....
9th	21.....	90.....	111.....
10th	12.....	61.....	73.....
11th	10.....	72.....	82.....	330
12th	14.....	77.....	91.....
13th	13.....	127.....	140.....
14th	7.....	116.....	123.....

26th	13	85	98
Battalion	3	39	33
Battery	5	5

FLORIDA.

2d	3	29	32
5th	6	22	28
8th	11	36	47

GEORGIA.

2d	2	26	28
3d	11	111	122
4th	29	121	150
6th	2	39	41
10th	23	105	128 230
12th	11	46	57
13th	3	27	30
14th	8	67	75
16th	18	115	133
18th	14	72	86
19th	2	35	37
21st	13	72	85
22d	5	70	75
23d	4	4
24th	14	73	87
26th	3	21	24
27th	2	39	41
28th	2	31	33
31st	3	20	23
35th	6	27	33
38th	2	18	20
44th	11	100	111
45th	4	29	33 350
48th	7	41	48
49th	3	33	36 308
50th	17	153	170
51st	30	119	149
53d	15	105	120
65th	5	30	35
61st	28	28
P. Legion,	3	19	22
C. Legion,	22	135	157

LOUISIANA.

1st	8	27	35 140
2d	15	90	105
5th	9	44	53
6th	16	65	81
7th	5	75	80
8th	12	71	83
9th	21	51	72
10th	15	51	66
14th	4	60	64
15th	5	37	42

MISSISSIPPI.

12th	3.....	33.....	36.....
13th	7.....	43.....	50.....
16th	17.....	59.....	76.....
17th	10.....	70.....	80.....
18th	25.....	43.....	68.....
19th	6.....	40.....	46.....
21st	3.....	25.....	28.....
48th	10.....	44.....	54.....

NORTH CAROLINA.

1st	34.....	83.....	117.....
2d	47.....	167.....	214.....
3d	38.....	141.....	179.....
4th	45.....	110.....	155.....
5th	4.....	37.....	41.....
6th	8.....	21.....	29.....
7th	37.....	127.....	164.....
12th	12.....	95.....	107.....
13th	31.....	178.....	209.....
14th	15.....	116.....	131.....
16th	17.....	73.....	90.....
18th	30.....	96.....	126.....
20th	13.....	64.....	77.....
21st	15.....	63.....	78.....
22d	80.....	139.....	169.....
23d	32.....	113.....	145.....
28th	12.....	77.....	89.....
30th	25.....	98.....	123.....
33d	28.....	105.....	133.....
34th	18.....	110.....	128.....
37th	34.....	198.....	227.....
38th	20.....	77.....	97.....
54th	3.....	38.....	41.....
57th	9.....	61.....	70.....
Scattering	4.....	48.....	52.....

SOUTH CAROLINA.

2d	11.....	11.....
3d	1.....	11.....	12.....
5th	4.....	37.....	41.....
7th	14.....	14.....
12th	2.....	2.....
13th	6.....	60.....	66.....
14th	9.....	87.....	96.....
15th	9.....	45.....	54.....
1st P. A.	12.....	80.....	92.....
O. Rifles,	19.....	92.....	111.....
Scattering,	1.....	8.....	9.....

TENNESSEE.

1st	8.....	50.....	58.....
7th	11.....	45.....	56.....
14th	7.....	28.....	35.....

VIRGINIA.

2d	8.....	58.....	66.....
4th	14.....	149.....	168.....

5th	7	113	120
6th	5	34	39
10th	23	101	124
12th	5	27	32
13th	5	31	36
16th	1	17	18
21st	4	40	44
22d	6	23	29
23d	9	53	62
27th	9	62	71
33d	10	56	66
37th	19	89	108
40th	14	73	87
41st	5	23	28
42d	15	120	135
44th	13	58	71
47th	4	48	52
48th	12	91	103
49th		10	10
50th	8	110	118
52d	4	8	12
55th	20	90	110
58th	2	26	28
61st	4	28	32
Battery	1	3	4

185

345

SCATTERING.

Cav.	4	7	11
Art.	39	179	218
Scattering,	7	17	24

LOSS BY STATES.

RECAPITULATION.

States	Regts	Average	Killed	Wounded	Missing	Total
Alabama	12	13	163	1084		1247
Florida	3	6	20	87		107
Georgia	32	9	290	1931		2221
Louisiana	10	11	110	571		681
Mississippi	8	10	81	357		438
N. Car.	24	23	561	2430		2991
S. Car.	11	7	61	447		508
Tenn.	3	8	26	123		149
Virginia	26	9	227	1541		1768
Cavalry			4	7		11
Batteries	20		39	179		218
Scattering			7	17		24
Total,	129	12	1589	8,734		10,323

BATTLE OF CLOYD'S MOUNTAIN, VA.

May 9, 1864.

KENTUCKY.

Regiments.	Killed.	Wounded.	Missing.	Total.	Engaged
1st Bat.		5		5	

OHIO.

12th	9.....	68.....	19.....	87.....
22d	21.....	78.....	24.....	123.....
34th	4.....	23.....	1.....	28.....
36th	4.....	17.....		21.....
91th	2.....	25.....	3.....	30.....

PENNSYLVANIA.

3d	3.....	35.....	1.....	39.....
4th	6.....	33.....	2.....	41.....

WEST VIRGINIA.

9th	43.....	128.....	15.....	186.....
11th	1.....	14.....	1.....	16.....
14th	13.....	62.....	13.....	88.....
15th	1.....	18.....	2.....	21.....
7th Cav.	1.....	2.....		3.....

LOSS BY STATES.

States	Regts.	Average	Killed	Wounded.	Missing.	Total.
Kentucky		5.....		5
Ohio	5.....	8.....	40..	211....	38....	289
Penn.	2.....	4.....	9..	68....	3....	80
West Va.	5.....	11....	59..	224....	31....	314
Total,	12....	9..	108..	508..	72..	688

Union army won the battle. Rebel army consisted of five regiments and three batteries, They admitted a loss as follows:

76.....262.....209.....538.....

BATTLE OF CRAMPTON PASS, MD.

September 14, 1863.

MAINE.

Regiments.	Killed.	Wounded.	Missing.	Total.	Engaged
5th	4.....	28.....		32.....	

NEW JERSEY.

1st	7.....	34.....		41.....	
2d	10.....	45.....		55.....	
3d	11.....	29.....		40.....	
4th	10.....	26.....		36.....	

NEW YORK.

16th	20.....	41.....		61.....	
18th	11.....	41.....	2.....	54.....	
27th	6.....	27.....		33.....	
31st	1.....	3.....		4.....	
32d	11.....	40.....		51.....	

PENNSYLVANIA.

95th	1.....	14.....		15.....	
96th	20.....	71.....		91.....	

VERMONT.

2d		5.....		5.....	
4th	1.....	10.....		11.....	
6th		3.....		3.....	

Total, 113.....418..... 2.....533.....

BATTLE OF CHICKAMAUGA, GA.*September 19, 1863.**Copyright by W. P. KREMER, 1900.***ILLINOIS.**

Regts.	Killed.	Wounded.	Missing.	Total.	Engaged.
19th	10	45	16	71	
21st	22	70	146	238	255
22d	23	76	31	130	
24th	19	76	56	151	362
25th	10	171	24	205	337
27th	2	79	10	91	
35th	17	130	13	160	299
36th	20	101	20	141	
38th	15	87	78	180	302
42d	15	123	5	143	
44th	6	60	34	100	
51st	18	93	38	149	
73d	13	57	22	92	
78th	17	77	62	156	353
79th	3	21	97	121	
84th	13	83	9	105	382
88th	12	62	14	88	
89th	14	88	30	132	
92d	2	22	2	26	
96th	39	134	52	225	391
98th	2	31	2	35	
100th	23	117	24	164	339
104th	2	46	16	64	299
115th	22	151	10	183	426
123d	1	13	10	24	
1st Art. C.		4		4	
“ M.	2	9	1	12	
Battery,	6	16	4	26	

INDIANA.

6th	13	116	31	160	
9th	13	91	22	126	328
10th	24	136	6	166	
17th	4	10	2	16	
29th	11	92	69	172	
30th	10	55	61	126	
31st	5	61	17	83	380
32d	21	81	20	122	

35th	5	23	37	65	229
36th	13	99	17	129	347
37th		7	2	9	
38th	13	57	39	109	410
39th	5	35		40	
42d	1	52	53	106	328
44th	3	61	10	74	229
58th	16	119	34	169	400
68th	17	108	12	137	900
72d	3	16	2	21	
74th	22	125	10	157	400
75th	17	108	13	138	
79th	1	44	10	55	360
81st	4	60	23	87	
82d	20	68	23	111	
84th	23	97	13	133	374
86th	1	31	21	53	261
87th	40	142	8	190	
88th	3	33	16	52	259
101st	11	90	18	119	
2d Cav.	1	4		5	
3d "		3		3	
4th "		2	7	9	
4th Battery	1	15	4	20	95
5th "	1	7	1	9	
7th "		8	1	9	122
8th "	1	9	7	17	134
11th "	3	12	4	19	
18th "	1	2		3	
19th "	2	16	2	20	
21st "		12		12	

KANSAS.

8th	30	165	25	220	406
-----	----	-----	----	-----	-----

KENTUCKY.

1st	2	26	3	31	118
2d	10	64	18	92	367
3d	13	78	22	113	401
4th	25	157	9	191	
5th	14	79	32	125	
6th	12	95	11	118	303
8th	4	47	28	79	318
9th	2	45	13	60	213
10th	21	134	11	166	421
15th	5	42	15	62	305
17th	6	105	15	126	487
18th	7	46	33	86	250
23d	11	52	6	69	274
2d Cav.	11	50	2	63	
4th "		1	94	95	
5th "			20	20	
6th "	2	7	122	131	

MICHIGAN.

11th	5	42	19	66	
13th	13	67	26	106	220
21st	16	73	17	106	
22d	32	96	261	389	455
2d Cav.	2	6	3	11	
4th "	1	12	6	19	
1st Art. A.	6	7	12	25	118
" D.		7	4	11	

MINNESOTA.

2d	35	113	14	162	480
2d Battery		2		2	

MISSOURI.

2d	7	56	29	92	
15th	11	67	22	100	
1st Art. G.	1	3	1	5	112

OHIO.

1st	13	96	33	142	
2d	9	50	122	181	414
6th	13	102	17	132	362
9th	48	183	16	249	
10th			1	1	
11th	5	36	22	63	433
13th	5	47	22	74	304
14th	35	167	43	245	460
15th	10	77	33	120	
17th	16	114	21	151	
18th	5	55	14	74	
19th	7	60	23	90	384
21st	28	84	131	243	539
24th	3	60	16	79	277
26th	27	149	45	212	362
31st	13	134	22	169	
33d	14	63	83	160	415
35th	21	139	27	187	391
36th	12	65	14	91	
40th	19	102	11	132	537
41st	6	100	9	115	360
49th	10	59	30	99	
51st	8	35	55	98	319
59th	7	41	30	78	290
64th	8	50	13	71	325
65th	14	71	18	103	306
71st	1	2	6	9	
89th	19	63	171	253	389
90th	7	62	15	84	415
92d	6	68	17	91	400
93d	15	86	29	130	

94th	2	22	22	46	309
98th	9	41	13	63	181
99th	3	30	24	57	357
101st	13	82	51	146	
105th	3	41	26	70	
113th	21	98	12	131	355
121st	9	83	7	99	235
124th	15	92	34	141	453
125th	16	84	5	105	314
1st Cav.	2	13	7	22	
3d "	2	7	8	17	
4th "	4	9	21	34	
1st Art. A.	2	14	4	20	
" B.	1	8	4	13	132
" C.	4	9		13	
" F.	2	8	2	12	110
" M.		4		4	
6th Battery	1	8		8	119
18th "		10		10	95
20th "		2	2	4	

PENNSYLVANIA.

77th	3	28	73	104	
78th		2	3	5	500
79th	16	67	42	125	455
7th Cav.	5	13	1	19	
9th "			3	3	
15th "		2	3	5	
26th Bat.	2	14	1	17	112

TENNESSEE.

1st Cav.			1	1	
3d "	1	2		3	375

U. S. REGULARS.

15th	9	49	102	160	276
16th	3	19	174	196	308
18th	33	152	118	303	587
19th	3	17	116	136	199
4th Cav.	1	5	1	7	
4th Art. H.	5	17		22	87
" I.	1	21		22	
" M.	2	6		8	117
5th " H.	13	18	13	44	130

WISCONSIN.

1st	27	84	77	188	391
10th	11	55	145	211	323
15th	13	53	45	111	176
21st	2	43	76	121	639
24th	3	73	29	105	
1st Cavalry		2	4	6	

3d Bat.	2.....	13.....	11.....	26.....	119
SCATTERING.					
Scattering	8.....	30.....	36.....	74.....	

—○—

LOSS BY STATES.

RECAPITULATION.

States.	Regts.	Average.	Killed.	Wounded.	Missing.	Total.
Illis.	25....	14....	348....	2042....	826....	3216
Ind.	31....	10....	329....	2107....	615....	3051
Kan.	1....	30....	30....	165....	25....	220
Ky.	17....	8....	145....	1028....	454....	1627
Mo.	2....	9....	19....	126....	52....	197
Mich.	6....	12....	75....	310....	348....	733
Minn.	1....	35....	35....	115....	14....	164
Ohio	43....	12....	513....	3078....	3151....	4942
Penn.	6....	4....	26....	126....	126....	278
Tenn.	2....		1....	2....	1....	4
U. S.	5....	14....	70....	304....	524....	898
Wis.	6....	9....	58....	323....	387....	768
Scat.			8....	30....	36....	74
Total	145....	11..	1,657..	9,756..	4,759..	16,172

The reports of this battle are the most complete of any of the engagements during the war. The effective strength carried in action is reported by two-thirds of the regiments.

The commanding general and three of his subordinates fled from the battle field early in the day, to Chattanooga, a distance of 14 miles, to which point the army retreated in good order, at night, after a very stubborn contest during the day.

Battery H, 5th U. S. Artillery had 13 killed out of 130 men in the action, a record which was only surpassed once during the war.

REBEL ARMY.—CHICKAMAUGA.

TENNESSEE.

17th		61.....	69.....	130.....	150
18th	20.....	114.....	1.....	135.....	
20th	8.....	80.....		88.....	
23d	8.....	77.....	13.....	98.....	177
25th	10.....	45.....	1.....	56.....	
26th	12.....	79.....	1.....	92.....	
33d	9.....	112.....	2.....	123.....	
37th	15.....	102.....	4.....	121.....	
44th	10.....	88.....	15.....	113.....	
45th	13.....	85.....		98.....	

Only a part of the Tennessee troops made a detailed report. The casualties reported in bulk were as follows:

	Killed.	Wounded.	Missing.	Total.	Engaged.
Total,	2389..	13413....	2003..	17804..	75000

The rebel army was represented by 236 regiments and battalions and 44 batteries, and aggregated about what is shown above.

BATTLE OF CHICKASAW BLUFFS.*December 29, 1862***ILLINOIS.**

Regiments.	Killed.	Wounded.	Missing.	Total.	Engaged.
13th	27.....	107.....	39.....	173.....	
55th	2.....	4.....	2.....	8.....	
116th	5.....	5.....	
127th	1.....	5.....	6.....	
3d Cav.	1.....	1.....	

INDIANA.

16th	1.....	1.....	
49th	6.....	32.....	18.....	56.....	
54th	17.....	112.....	135.....	264.....	
67th	1.....	1.....	
69th	11.....	2.....	13.....	
83d	4.....	15.....	19.....	

IOWA.

4th	7.....	105.....	112.....	
9th	6.....	2.....	8.....	
25th	1.....	7.....	2.....	10.....	
30th	4.....	4.....	
31st	2.....	2.....	

KENTUCKY.

7th	5.....	6.....	3.....	14.....	
23d	9.....	72.....	26.....	107.....	

MISSOURI.

3d	2.....	2.....	
6th	14.....	43.....	57.....	
8th	3.....	3.....	
12th	2.....	4.....	6.....	
17th	3.....	6.....	9.....	
29th	19.....	70.....	61.....	150.....	
31st	17.....	72.....	62.....	151.....	
32d	2.....	2.....	
6th Cav.	2.....	2.....	2.....	6.....	

MICHIGAN.

7th Battery	11.....	11.....	
-------------	-------	---------	-------	---------	--

OHIO.

16th	16.....	101.....	194.....	311.....	
42d	6.....	36.....	42.....	
54th	4.....	13.....	2.....	19.....	
57th	1.....	2.....	2.....	5.....	
58th	36.....	78.....	11.....	125.....	
114th	6.....	30.....	36.....	

120th	16.....	16.....
4th Battery	2.....	2.....
REGULARS. U. S.				
13th	1.....	12.....	13.....
WISCONSIN.				
7th Battery	1.....	2.....	3.....
SCATTERING.				
Scattering	1.....	1.....

—◆—

LOSS BY STATES.

RECAPITULATION.

States.	Regts.	Average.	Killed.	Wounded.	Missing.	Total.
Illinois	5....	6....	30..	122....	41....	193
Indiana	6....	4....	28..	171....	155....	354
Iowa	5....	1....	8..	124....	4....	136
Kentucky	2....	7....	14..	78....	29....	121
Missouri	9....	6....	57..	204....	125....	386
Michigan	11....	11
Ohio	7....	7....	69..	278....	209....	556
U. S. Reg.	1....	1....	1..	12....	13
Scattering	1..
Total,	35....	6....	208..	1003....	563....	1774

Union army defeated and abandoned the field. This was an attempt to capture Vicksburg, but finding all the bluffs strongly guarded, the expedition was abandoned and the troops were sent to Arkansas Post, which see.

—◆—

REBEL ARMY.—CHICKASAW BLUFFS.

GEORGIA.

Regts.	Killed.	Wounded.	Missing.	Total.	Engaged.
40th	4.....	17.....	21.....
42d	10.....	18.....	28.....
43d	1.....	1.....
52d	1.....	3.....	4.....

LOUISIANA.

17th	1.....	10.....	1.....	12.....
22d	1.....	2.....	2.....
26th	8.....	2.....	10.....
28th	9.....	25.....	9.....	43.....
31st	9.....	16.....	25.....

MISSISSIPPI.

4th	4.....	4.....
46th	1.....	1.....
Cav.	1.....	1.....

TENNESSEE.

3d	1.....	1.....	2.....
30th	2.....	2.....
60th & 79th	5.....	1.....	6.....
62d & 80th	2.....	6.....	8.....
81st	1.....	3.....	4.....

SCATTERING.

3 Bat.	4.....	7.....	11.....
---------------	---------------	---------------	--------------	----------------

LOSS BY STATES.**RECAPITULATION.**

States.	Regts.	Average.	Killed.	Wounded.	Missing.	Total.
Georgia	4....	3..	15..	39....	54
Louisiana	5....	5....	28..	55....	10....	93
Mississippi	3....	6....	6
Tennessee	7....	1....	9..	13....	22
Artillery	4..	7....	11
Scattering	1..	1
Total,	19....	3....	57..	120....	10..	187

BATTLES COMPARED.

35	Regiments at Chickasaw Bluff averaged 6 killed.
36	“ Williamsburg averaged 12 killed.
35	“ Bull Run averaged 13 killed.

CHICKAHOMINY CAMPAIGN.

June 25, to July 2, 1862.

CONNECTICUT.

Regiments.	Killed.	Wounded.	Missing.	Total.	Engaged
1st Art. H.	2	6	27	35	

DELAWARE.

2d	2	2	32	36	
----	---	---	----	----	--

ILLINOIS.

8th Cav.	3	9	3	15	
----------	---	---	---	----	--

INDIANA.

20th	17	100	70	187	
------	----	-----	----	-----	--

MAINE.

2d	4	55	50	109	
----	---	----	----	-----	--

3d	1	6	27	34	
----	---	---	----	----	--

4th	1	7	22	30	
-----	---	---	----	----	--

5th	9	49	11	69	
-----	---	----	----	----	--

6th	3	26	30	59	
-----	---	----	----	----	--

7th			5	5	
-----	--	--	---	---	--

MARYLAND.

Battery A.		3	1	4	
------------	--	---	---	---	--

" B.	2	18		20	
------	---	----	--	----	--

MASSACHUSETTS.

1st	13	82	59	154	
-----	----	----	----	-----	--

7th	2	14		16	
-----	---	----	--	----	--

9th	69	281	43	393	
-----	----	-----	----	-----	--

10th	8	64	9	81	
------	---	----	---	----	--

11th		21		21	
------	--	----	--	----	--

15th		11	27	38	
------	--	----	----	----	--

16th	7	46	36	89	
------	---	----	----	----	--

19th	30	124	42	196	
------	----	-----	----	-----	--

20th	3	59	55	117	
------	---	----	----	-----	--

22d	69	153	124	346	650
-----	----	-----	-----	-----	-----

29th	6	22	57	85	
------	---	----	----	----	--

1st Sharp.		6		6	
------------	--	---	--	---	--

1st Art. A.	1	2	2	5	
-------------	---	---	---	---	--

3d " C.		4		4	
---------	--	---	--	---	--

5th " E.	3	5	2	10	
----------	---	---	---	----	--

MICHIGAN.

1st	33	133	48	214	
-----	----	-----	----	-----	--

2d	2	19		21	
----	---	----	--	----	--

3d	1	4	27	32	
----	---	---	----	----	--

4th	56	141	55	252	
-----	----	-----	----	-----	--

5th	3	33	23	59	200
-----	---	----	----	----	-----

7th	16	51	29	96	
-----	----	----	----	----	--

16th	49.....	148.....	56.....	253.....
Sharpshooters	1.....	6.....	2.....	9.....

MINNESOTA.

1st	6.....	37.....	48.....	91.....
-----	--------	---------	---------	---------

NEW HAMPSHIRE.

2d	4.....	45.....		49.....
----	--------	---------	--	---------

5th	7.....	45.....	57.....	109.....
-----	--------	---------	---------	----------

NEW JERSEY.

1st	21.....	85.....	58.....	164.....
-----	---------	---------	---------	----------

2d	15.....	56.....	43.....	114.....
----	---------	---------	---------	----------

3d	35.....	136.....	44.....	215.....
----	---------	----------	---------	----------

4th	45.....	103.....	437.....	585.....
-----	---------	----------	----------	----------

5th	2.....	10.....	3.....	15.....
-----	--------	---------	--------	---------

6th		3.....	10.....	13.....
-----	--	--------	---------	---------

7th	1.....	7.....	11.....	19.....	290
-----	--------	--------	---------	---------	-----

8th			2.....	2.....
-----	--	--	--------	--------

1st Battery		6.....	1.....	7.....
-------------	--	--------	--------	--------

2d Battery	1.....			1.....
------------	--------	--	--	--------

NEW YORK.

1st	22.....	127.....	87.....	236.....
-----	---------	----------	---------	----------

2d	1.....	4.....	5.....	10.....
----	--------	--------	--------	---------

5th	38.....	119.....	15.....	163.....	450
-----	---------	----------	---------	----------	-----

7th	16.....	96.....	40.....	152.....
-----	---------	---------	---------	----------

10th	9.....	44.....	70.....	123.....	575
------	--------	---------	---------	----------	-----

12th	21.....	121.....	59.....	201.....	538
------	---------	----------	---------	----------	-----

13th	2.....	55.....	69.....	126.....
------	--------	---------	---------	----------

14th	33.....	176.....	16.....	225.....
------	---------	----------	---------	----------

16th	35.....	181.....	12.....	228.....
------	---------	----------	---------	----------

18th	12.....	63.....	50.....	125.....
------	---------	---------	---------	----------

20th	2.....	11.....	51.....	64.....
------	--------	---------	---------	---------

25th	6.....	41.....	37.....	84.....
------	--------	---------	---------	---------

27th	12.....	118.....	32.....	162.....
------	---------	----------	---------	----------

31st	17.....	87.....	30.....	134.....
------	---------	---------	---------	----------

32d	1.....	43.....	16.....	60.....
-----	--------	---------	---------	---------

33d	7.....	9.....	20.....	36.....
-----	--------	--------	---------	---------

34th	4.....	23.....	35.....	62.....
------	--------	---------	---------	---------

36th	7.....	97.....	39.....	143.....
------	--------	---------	---------	----------

37th		42.....	39.....	81.....
------	--	---------	---------	---------

38th		4.....	33.....	37.....
------	--	--------	---------	---------

40th	3.....	19.....	80.....	102.....
------	--------	---------	---------	----------

42d	2.....	28.....	27.....	57.....
-----	--------	---------	---------	---------

43d	2.....	40.....	29.....	71.....
-----	--------	---------	---------	---------

44th	16.....	105.....	34.....	155.....	355
------	---------	----------	---------	----------	-----

49th	1.....	2.....		3.....
------	--------	--------	--	--------

52d			17.....	17.....
-----	--	--	---------	---------

55th	2.....	42.....	1.....	45.....
------	--------	---------	--------	---------

57th		9.....	35.....	44.....
------	--	--------	---------	---------

61st	10.....	86.....	21.....	117.....	240
------	---------	---------	---------	----------	-----

62d	4	23	14	41
63d		19	51	70
64th		11	27	38
65th	9	48	11	68
66th		9	36	45
67th	1	42	4	47
69th	20	127	61	208
79th	3	10	1	14
71st	4	33	81	118
72d	14	67	6	87
73d	3	26	6	35
74th	2	37	15	54
77th	2	1	11	14
82d	2	10	42	54
85th			2	2
87th	5	33		38
88th	8	59	62	129
92d			12	12
96th	1		80	81
101st	5	17	22	44
1st Cav.			3	3
15th Engineers			4	4
50th "			8	8
1st Art. A.	1	1	2	4
" B.	3	6		9
3d Battery	3	2	5	10
7 Batteries		20	14	34

PENNSYLVANIA.

1st R	28	129	48	205
2d R	16	81	21	118
3d R	14	80	93	187
4th R	11	46	142	199
5th R	26	123	58	207
7th R	27	137	130	294
8th R	32	113	85	230
9th R	25	134	49	208
10th R	40	143	56	239
11th R	54	18	654	716
12th R	13	62	37	112
13th	7	51	189	247
23d	2	27		29
26th	1	20	21	42
31st	5	34		39
49th	4	13	12	29
53d	1	12	15	28
57th	9	40	24	73
61st	2	17		19
62d	24	174	85	283

63d	13.....	79.....	24.....	116.....	338
69th	6.....	31.....	44.....	81.....	
71st	9.....	54.....	28.....	91.....	
72d	14.....	85.....	60.....	159.....	
81st	28.....	128.....	19.....	175.....	
83d	79.....	166.....	117.....	362.....	
85th	1.....	8.....	9.....	
93d	3.....	3.....	
95th	10.....	84.....	18.....	112.....	
96th	13.....	61.....	13.....	87.....	
98th	11.....	41.....	7.....	59.....	
101st	1.....	19.....	20.....	
102d	10.....	38.....	11.....	59.....	
105th	12.....	58.....	43.....	113.....	190
106th	11.....	22.....	40.....	73.....	
3d Cav.	6.....	2.....	3.....	11.....	
4th "	2.....	13.....	7.....	22.....	
5th "	1.....	1.....	
6th "	6.....	6.....	62.....	74.....	
1st Art. A.	3.....	9.....	4.....	16.....	
" B.	4.....	15.....	19.....	
" G.	7.....	13.....	20.....	

U. S. REGULARS.

2d	16.....	107.....	16.....	139.....	
3d	11.....	39.....	22.....	63.....	
4th	4.....	18.....	10.....	32.....	
6th	5.....	70.....	46.....	121.....	
10th	4.....	14.....	4.....	22.....	
11th	7.....	28.....	8.....	43.....	300
12th	55.....	106.....	56.....	217.....	
14th	19.....	143.....	93.....	255.....	
17th	6.....	9.....	19.....	34.....	
1st Sharp.	8.....	35.....	13.....	56.....	
1st Cav.	4.....	19.....	2.....	25.....	
5th "	4.....	39.....	21.....	55.....	
1st Art. E.	2.....	4.....	6.....	
" G.	1.....	3.....	4.....	
2d " E.	2.....	2.....	4.....	
" G.	1.....	13.....	2.....	16.....	
3d " L.M.	1.....	18.....	2.....	21.....	
5th " A.	3.....	20.....	4.....	27.....	
" C.	7.....	5.....	7.....	19.....	
" D.	1.....	8.....	2.....	11.....	
" I.	3.....	6.....	2.....	11.....	
" K.	1.....	2.....	3.....	
10 Batteries	37.....	24.....	61.....	

RHODE ISLAND.

2d	6.....	17.....	23.....	
----	--------	---------	-------	---------	--

1st Art. A.	3.....	1.....	4.....
" B.G.	2.....	2.....
" C.	5.....	21.....	5.....	31.....
" E.	1.....	3.....	3.....	7.....

VERMONT.

2d	1.....	42.....	36.....	79.....
3d	7.....	22.....	15.....	44.....
4th	12.....	12.....
5th	31.....	147.....	31.....	209.....
6th	6.....	48.....	57.....	111.....

WISCONSIN.

5th	14.....	27.....	41.....
-----	-------	---------	---------	---------

SCATTERING.

Scattering	2.....	15.....	20.....	37.....
------------	--------	---------	---------	---------

LOSS BY STATES.**RECAPITULATION.**

States.	Regts.	Average.	Killed.	Wounded.	Missing.	Total.
Conn.	2..	6..	27....	35
Delaware	1....	2....	2..	2..	32....	36
Illinois	1....	3....	3..	9..	3....	15
Indiana	1....	17....	17..	100..	70....	187
Maine	6....	3....	18..	143..	145....	306
Maryland	2..	21..	1....	24
Mass.	12....	16....	211..	894..	456....	1561
Michigan	7....	23....	161..	535..	240....	936
Minnesota	1....	6....	6..	37..	48....	91
New H.	2....	5....	11..	90..	57....	158
New J.	8....	15....	120..	406..	609....	1135
New York	50....	7....	371..	2384..	1579....	4334
Penn.	39....	14....	586..	2364..	2236....	5186
U.S. Reg.	13....	12....	165..	727..	353....	1245
Rhode I.	2....	6....	12..	44..	11....	67
Vermont	5....	9....	45..	271..	139....	455
Wisconsin	1....	14..	27....	41
Scattering,	2..	15..	20....	37
Total,	149....	11..	1734..	8062..	6053..	15849

According to official reports, there were present for duty as follows:

Infantry, 90,995	Artillery 6,446
Cavalry, 6,513	Engineers, 1,511
	105,465

The colonels of only sixteen regiments reported the number of men carried in action, which would give an average of 380. The regiments would have to average 600 men each to make the available force equal to the above report. The Infantry did not, in all probability, aggregate more than sixty thousand.

In the above compilation, Mechanicsville, Gain's Mill, Oak Grove and Seven Days Battle are included.

The defeat of the Union army was caused solely by the greatly

superior number of soldiers on the opposing side as their reports clearly show.

◆◆◆◆◆

REBEL ARMY—CHICKAHOMINY CAMPAIGN.

ALABAMA.					
Regiments.	Killed.	Wounded.	Missing.	Total	Engaged
3d	37	170		207	354
4th	25	113		138	
5th	43	131		174	275
6th	11	52		63	350
8th	51	181	1	233	
9th	66	190	8	264	
10th	38	198		236	
11th	76	240	11	327	
12th		6		6	290
13th	14	87		101	
14th	70	253		323	
15th	35	117		152	655
26th	18	109		127	218
Battalion	19	79		98	
ARKANSAS.					
2d	4	8		12	
FLORIDA.					
2d	23	118		141	
GEORGIA.					
1st	5	48		53	
2d	20	175		195	291
3d	34	122		156	
4th	20	106		126	
6th	38	167		205	
7th	10	103		113	
8th	28	63		91	
9th	8	40		48	
10th	10	47		57	345
11th	6	47		53	
12th	1	17		18	
13th	7	51		58	
14th	16	122		138	
15th	11	94		105	300
16th	11	50	2	63	
17th	7	37		44	
18th	19	70		89	
19th	32	157		189	
20th	5	67		72	
21st	20	77		97	660
22d	15	116		131	
23d	4	63		67	
24th	4	29		33	

26th	7	33	40
27th	11	102	113
28th	6	73	79
31st	27	120	147
38th	41	114	155
44th	80	304	16
48th	10	100	110
53d	2	23	25
60th	2	25	27
61st	6	27	33
C. Legion		2	2
1st Battery	3	5	8
2d		4	4

LOUISIANA.

1st	39	149	35	214
2d	31	151		182
5th	1	5		6
6th	16	65		81
7th	9	50		59
8th	12	72		84
9th	4	26		30
10th	13	36	38	87
14th	52	191		243
1st Special	6	18		24
Zouaves	5	42		47

MARYLAND.

2d AND Battery	3	7	10
----------------	---	---	----

MISSISSIPPI.

2d	29	94	114
11th	21	159	3
12th	32	176	5
13th	28	107	
16th	15	51	19
17th	15	92	
18th	16	116	
19th	63	209	3
21st	32	119	
2 Battalins	22	99	1

NORTH CAROLINA.

1st	51	175	7
2d	20	96	
3d	32	166	7
4th	11	54	
5th	7	27	
6th	5	112	
7th	28	183	
12th	46	161	1
13th	26	80	4
14th	17	85	
15th	19	114	

16th	33	199	232
18th	14	82	96	400
20th	93	297	6	396
21st	1	27	15	43
22d	28	133	161
23d	7	77	84
24th	9	42	51
25th	22	106	5	133
26th	6	40	46
27th	6	6
28th	12	146	158
30th	30	137	167
33d	8	43	51
34th	53	158	211
35th	18	91	109
37th	11	114	125
38th	6	153	159
43d	1	1
45th	2	14	16
46th	402
47th
48th	18	70	88
49th	14	75	16	105
50th	7	7
Sharpsh'rs	5	4	9
1st Cav.	2	2	61
2d Battery	2	4	6

SOUTH CAROLINA.

1st	20	79	4	103
2d	15	89	104
3d	24	126	11	161
4th	1	44	45
5th	29	87	116
6th	20	83	103
7th	19	93	14	126
8th	8	47	9	64
12th	21	146	167
13th	5	48	53
14th	24	211	235
1st Rifles,	70	213	4	287
2d "	29	110	139
1st Sharp's	51	290	341
H. Legion	2	18	20
M. Battalion	1	45	11	57
4th Battal'n	1	36	1	38
1st Battery	2	18	20
2d "	1	2	3
2 Batteries	5	5

TENNESSEE.

1st	20	79	99
7th	6	66	72
14th	9	75	84

TEXAS.

1st	26	76	102
-----	----	----	-------	-------	-----

4th	46.....	202.....	1.....	249.....
5th	15.....	71.....	1.....	87.....

VIRGINIA.

1st	8.....	8.....
2d	6.....	23.....	29.....
3d	20.....	76.....	96.....
4th	8.....	28.....	36.....
5th	8.....	40.....	48.....
6th	10.....	40.....	50.....
7th	13.....	63.....	76.....
8th	10.....	48.....	58.....
9th	9.....	34.....	43.....
10th	3.....	3.....
11th	9.....	50.....	31.....	90.....
12th	11.....	57.....	68.....
13th	28.....	88.....	116.....
14th	12.....	56.....	68.....
15th	1.....	9.....	10.....
16th	6.....	49.....	55.....
17th	16.....	39.....	46.....
18th	24.....	164.....	288.....
19th	21.....	115.....	136.....
21st	1.....	1.....
23d	4.....	4.....
24th	4.....	54.....	58.....
25th	1.....	2.....	3.....
27th	1.....	4.....	5.....
28th	12.....	106.....	118.....
30th	5.....	5.....
31st	2.....	23.....	25.....
32d	3.....	6.....	9.....
33d	4.....	30.....	34.....
37th	2.....	5.....	7.....
38th	12.....	72.....	84.....
40th	22.....	156.....	178.....
41st	13.....	83.....	96.....
42d	2.....	2.....
44th	2.....	16.....	18.....
47th	3.....	40.....	43.....
48th	6.....	6.....
49th	1.....	28.....	29.....
52d	3.....	31.....	34.....
53d	3.....	30.....	33.....
55th	21.....	94.....	115.....
56th	9.....	83.....	92.....
57th	13.....	85.....	98.....
58th	10.....	38.....	48.....
60th	12.....	97.....	109.....
1st Batta'n	1.....	3.....	4.....
5th "	1.....	4.....	5.....
1st Cav.	1.....	1.....
3d "	1.....	1.....
4th "	1.....	4.....	5.....

17 Batter's 25 132 157

LOSS BY STATES.

RECAPITULATION.

States	Regts	Average	Killed	Wounded	Missing	Total
Alabama	14	36	503	1926	20	2449
Arkansas	1	4	4	8		12
Florida	1	23	23	118		141
Georgia	34	15	526	2800	18	3344
Louisiana	11	16	179	805	73	1057
Maryland	1	3	3	7		10
Mississippi	10	26	264	1213	31	1508
N. Car.	37	17	647	3280	71	4055
S. Car.	17	20	343	1790	54	2187
Tenn.	3	12	35	220		255
Texas	3	29	87	340	2	438
Virginia	50	8	394	2226	31	2651
Total,	182	16	3008	14742	300	18,113

The variation between the factors and totals in the above exhibit is caused by the report of the 1st North Carolina Cavalry.

In this series of engagements, the Rebel army, as the reports show, was vastly superior in numerical strength to the Union army. The Rebellion was in its prime, the soldiers were well fed, clothed, armed and equipped and supplied with everything needed for an aggressive campaign. They had met with no reverses in Virginia and fought with a confidence and determination of carrying everything before them, and received a punishment for their vim which was never again equalled.

The average strength of regiments would indicate 80,183 Infantry and 3,000 Artillery, or above 83,183 engaged. The killed amounted to nearly double that of the Union army, while the item, Missing, must have been purposely omitted, as the figures given seem too small.

The casualties of the 20th North Carolina with 93 killed, is one of the best records of the war.

Virginia had 50 regiments in these engagements, and here, as well as in all following battles, made no particular record, while the Alabama and Mississippi regiments touched a high water mark never before known.

BATTLES COMPARED.

182 regiments at Chickahominy	averaged 16 killed.
115 " Manassas	averaged 10 killed.
134 " Fredericksburg	averaged 3 killed.
183 " Gettysburg	averaged 14 killed.

CASUALTIES OF BATTERIES COMPARED.

	Killed	Wounded	Missing	Total	Engaged
37 Union Batteries..	58	255	112	425	6,446
25 Rebel Batteries...	31	168	4	203	3,000

BATTLE OF CORINTH, MISS.*October 3, 4, 1862.***ILLINOIS.**

Regiments.	Killed.	Wounded.	Missing.	Total.	Engaged.
7th	9.....	45.....	23.....	77.....	418
9th	11.....	82.....	55.....	148.....	356
12th	15.....	79.....	15.....	109.....	274
26th	2.....	11.....	13.....
47th	19.....	79.....	10.....	108.....
50th	5.....	26.....	31.....	285
52d	6.....	63.....	1.....	70.....	379
56th	7.....	32.....	39.....
57th	7.....	44.....	23.....	74.....
58th	2.....	11.....	6.....	19.....
64th	11.....	44.....	15.....	70.....
7th Cav.	1.....	2.....	3.....
11th " Cavalry	3.....	6.....	2.....	11.....
	2.....	2.....

INDIANA.

48th	4.....	22.....	26.....
59th	10.....	10.....

IOWA.

2d	12.....	84.....	5.....	101.....	346
7th	21.....	87.....	14.....	122.....
8th	3.....	34.....	37.....
10th	3.....	37.....	40.....
11th	1.....	10.....	10.....	21.....
12th	4.....	28.....	7.....	39.....
13th	1.....	14.....	15.....
14th	11.....	3.....	14.....
15th	11.....	67.....	8.....	86.....
16th	1.....	20.....	6.....	27.....
17th	1.....	18.....	3.....	22.....
2d Cav.	1.....	1.....
2d Battery	6.....	6.....

KANSAS.

7th	1.....	5.....	4.....	10.....
-----	--------	--------	--------	---------	-------

MICHIGAN.

15th	13.....	29.....	8.....	50.....
3d Cav.	2.....	7.....	9.....
3d Battery	6.....	2.....	8.....

MINNESOTA.

4th	2.....	9.....	11.....
5th	6.....	16.....	4.....	26.....
1st Bat ry	1.....	1.....

MISSOURI.

10th	10.....	59.....	1.....	70.....
11th	7.....	62.....	5.....	74.....
14th	6.....	14.....	3.....	23.....
18th	3.....	4.....	2.....	9.....
21st	18.....	6.....	24.....
24th	2.....	17.....	2.....	21.....
26th	1.....	2.....	3.....
1st Art. D.	1.....	8.....	9.....
“ H.	1.....	5.....	6.....
“ I.	1.....	7.....	8.....
“ K.	3.....	9.....	12.....

OHIO.

22d	10.....	10.....	369
27th	9.....	47.....	6.....	62.....	
39th	2.....	13.....	15.....	
43d	20.....	76.....	96.....	
63d	24.....	105.....	3.....	132.....	
80th	6.....	38.....	9.....	53.....	
81st	12.....	50.....	3.....	65.....	218
5th Cavalry	1.....	1.....	2.....	
3d Battery	1.....	1.....	
5th “	3.....	3.....	
10th “	3.....	3.....	
11th “	4.....	4.....	

U. S. REGULARS.

1st	5.....	9.....	14.....
2d Art. F.	3.....	3.....

WISCONSIN.

8th	14.....	74.....	7.....	95.....
14th	27.....	50.....	21.....	98.....
16th	7.....	28.....	10.....	45.....
17th	4.....	21.....	7.....	32.....
18th	2.....	25.....	7.....	34.....
6th Bat.	5.....	21.....	26.....
8th “	3.....	3.....
12th “	4.....	4.....

SCATTERING.

Scattering	1.....	4.....	5.....
------------	--------	--------	-------	--------

LOSS BY STATES.

RECAPITULATION.

States.	Regts.	Average.	Killed.	Wounded.	Missg.	Total.
Ills.	14.....	7.....	98.....	526.....	150.....	774
Ind.	2.....	2.....	4.....	32.....	36
Iowa	12.....	4.....	58.....	417.....	56.....	531
Kan.	1.....	1.....	1.....	5.....	4.....	10
Mich.	2.....	6.....	13.....	37.....	17.....	67
Minn.	2.....	4.....	8.....	26.....	4.....	38
Mo.	7.....	5.....	35.....	205.....	19.....	259
Ohio	8.....	9.....	73.....	351.....	22.....	446
U. S.	1.....	5.....	5.....	12.....	17
Wis.	5.....	11.....	59.....	226.....	52.....	337
Scat.	1.....	4.....	5
Total	54.....	6.....	355.....	1,841.....	324.....	2,520

Union army, which did not aggregate more than 20,000 won a complete victory. Eight regiments reported the number of men in action, gives an average of 350 per regiment. Estimated on that basis, including artillery, would fall a little below 19,000.

The siege of Corinth occurred during the month of May, 1862, when no general engagement was fought. The Union army was at that time five times as strong as at the time of the battle.

REBEL ARMY.—CORINTH.

ALABAMA.

Regiments.	Killed.	Wounded.	Missing.	Total.	Engaged
37th	5.....	35.....		40.....	
42d		11.....	358.....	369.....	

ARKANSAS.

14th		12.....	2.....	14.....	
16th	13.....	29.....	12.....	54.....	
17th	1.....	13.....	6.....	20.....	
18th	12.....	34.....	82.....	128.....	
19th	9.....	120.....		129.....	
20th		62.....	30.....	92.....	
21st	27.....	41.....	58.....	126.....	
	5.....	23.....	116.....	144.....	
	6.....	51.....	68.....	125.....	
Sharp.	4.....	20.....	33.....	57.....	
Battallon	36.....	43.....	11.....	90.....	
3d Cav.	11.....	65.....	47.....	123.....	
Art.	3.....	3.....		6.....	
Scattering	7.....			7.....	

LOUISIANA.

3d		12.....	20.....	32.....	
----	--	---------	---------	---------	--

MISSISSIPPI.

7th	6.....	23.....	36.....	65.....	
35th	32.....	110.....	347.....	489.....	
36th	12.....	71.....		83.....	
37th	19.....	62.....		81.....	
38th	4.....	31.....		35.....	
40th	5.....	46.....	16.....	67.....	
43d	13.....	56.....	156.....	225.....	

MISSOURI.

2d	19.....	122.....	21.....	162.....	
3d	5.....	65.....	23.....	93.....	
4th	15.....	87.....	27.....	129.....	
5th	6.....	62.....	19.....	87.....	
6th	31.....	130.....	53.....	214.....	
1st Cav.	9.....	54.....	15.....	78.....	
3d "	12.....	62.....	26.....	100.....	
Battery		6.....	4.....	10.....	
"		5.....		5.....	

TEXAS.

2d	10	34	122	166	
3d Cav.	2	29	13	44	
6th "	55	63	30	148	
9th "	19	57	41	117	
Tex Legion	3	17	75	95	360

SCATTERING.

Cav.	2	9	11	
Artillery	3	14	22	39
Sharpsh's	8	82	77	167
Scattering	1	1		2
5 Brigades	77	285	208	570

LOSS BY STATES.**RECAPITULATION.**

States.	Regts.	Average.	Killed.	Wounded.	Missing.	Total.
Alabama	2	2	5	46	358	409
Arkansas	12	11	134	516	465	1115
Louisiana	1			12	20	32
Mississippi	7	13	91	399	555	1045
Missouri	7	14	97	593	188	878
Texas	5	4	89	200	281	570
5 Brigades			77	285	208	570
Cavalry	2			2	9	11
Artillery			3	14	22	39
Sharpsh's	2	4	8	82	77	167
Scattering			1	1		2
Total,	38	13	505	2150	2183	4838

The five brigades shown above, perhaps contained 20 regiments, so that the average killed was really much less than it appears. The army had about 58 regiments, with an average of 350 men, or an aggregate of twenty-two thousand,

CROSS KEYS AND PORT REPUBLIC**CROSS KEYS.***June 8, 9, 1862.***CONNECTICUT.**

Regiments	Killed	Wounded	Missing	Total	Engaged
1st Cavalry			4	4	

INDIANA.

Battery,		1		1	91
-----------------	--	----------	--	----------	-----------

NEW YORK.

8th	43	134	43	220	
29th		1	6	7	
54th	1	4		5	373

58th	7.....	18.....	4.....	29.....
68th	2.....	2.....
Battery	3.....	3.....
OHIO.				
25th	5.....	40.....	5.....	50.....
32d	1.....	1.....500
60th	3.....	4.....	7.....
73d	4.....	3.....	7.....295
82d	2.....	2.....374
Battery I.	1.....	1.....	2.....
12th Bat.	1.....	1.....
PENNSYLVANIA.				
13th R.	1.....	7.....	8.....
27th	17.....	61.....	14.....	92.....
74th	3.....	11.....	1.....	15.....
75th	2.....	16.....	3.....	21.....
WEST VIRGINIA.				
2d	3.....	19.....	2.....	24.....
3d	4.....	23.....	27.....
5th	9.....	38.....	47.....
8th	1.....	8.....	3.....	12.....
1st Cav.	7.....	7.....
Battery C.	2.....	2.....
“ G.	1.....	1.....
Total	114.....	443.....	127.....	684.....

○

PORT REPUBLIC.

INDIANA.

Regiments.	Killed.	Wounded.	Missing.	Total.	Engaged
7th	9.....	107.....	29.....	146.....	

OHIO.

5th	4.....	63.....	197.....	264.....
7th	10.....	55.....	10.....	75.....
29th	17.....	41.....	114.....	172.....
66th	20.....	75.....	110.....	205.....
Battery H.	2.....	4.....	5.....	11.....
“ La	1.....	4.....	6.....	11.....

PENNSYLVANIA.

84th	1.....	10.....	21.....	32.....
110th	1.....	10.....	15.....	26.....

WEST VIRGINIA.

1st	1.....	18.....	48.....	67.....
-----	--------	---------	---------	---------

REGULARS.

4th Art. E.	1.....	5.....	3.....	9.....
-------------	--------	--------	--------	--------

SCATTERING.

Scattering	1.....	1.....
------------	-------	--------	-------	--------

Total,	67.....	393.....	558.....	1018.....
---------------	----------------	-----------------	-----------------	------------------

REBEL ARMY.—CROSS KEYS AND PORT REPUBLIC.

ALABAMA.					
Regts.	Killed	Wounded	Missing	Total	Engaged
15th	9.....	37.....	5.....	51.....	
GEORGIA.					
12th	2.....	12.....	14.....	
21st	4.....	23.....	1.....	28.....	
LOUISIANA.					
6th	11.....	55.....	66.....	
7th	10.....	122.....	132.....	
8th	9.....	37.....	46.....	
9th	4.....	36.....	40.....	
Battalion	2.....	19.....	21.....	
MARYLAND.					
1st	29.....	29.....	
MISSISSIPPI.					
16th	6.....	27.....	33.....	
NORTH CAROLINA.					
21st	2.....	11.....	13.....	
VIRGINIA.					
2d	1.....	24.....	25.....	
4th	4.....	4.....	
5th	4.....	89.....	20.....	113.....	
13th	2.....	13.....	1.....	16.....	
25th	29.....	29.....	
27th	8.....	28.....	11.....	47.....	
31st	14.....	79.....	4.....	97.....	
42d	1.....	2.....	3.....	
44th	15.....	38.....	53.....	
48th	3.....	14.....	17.....	
52d	14.....	87.....	101.....	
58th	4.....	73.....	77.....	
SCATTERING.					
11 Batteries	8.....	29.....	8.....	45.....	
Scattering	8.....	8.....	

◆

LOSS BY STATES.

States	Regts.	Average	Killed	Wounded.	Missing.	Total.
Alabama	1....	9....	9..	37....	5....	51
Georgia	2....	3....	6..	35....	1....	42
Louisiana	5....	7....	36..	269....	305
Maryland	1....	29....	29
Mississippi	1....	6....	6..	27....	33
N. Car.	1....	2....	2..	11....	13
Virginia	12....	5....	66..	480....	36....	582
Artillery	8..	29....	8....	45
Scattering	8....	8
Total,	23....	6....	133..	925....	50....	1108

Eight regiments present reported no casualties,

BATTLE OF COLD HARBOR, VA.

*June 2d to 15th, 1864.***CONNECTICUT.**

Regiments.	Killed.	Wounded.	Missing.	Total.	Engaged
8th	6	31		37	
11th	12	92	6	110	
14th	4	12		16	345
21st	1	49		50	
2d H. Art.	85	221	19	325	
1st Cav.	2	1	8	11	

DELAWARE.

1st	4	16	1	21	
2d	5	18	2	25	
3d	4	8	2	14	
4th	13	21	2	36	
1st Cav.			1	1	

INDIANA.

7th	2	6	2	10	
13th	1	6	2	9	
14th	3	13		16	
19th	2	4	1	7	
20th	1	4		5	
3d Cav.	2	16		18	

MAINE.

4th		1		1	
5th		5		5	
6th	2	13	1	16	
7th	1	18	5	24	
8th	12	87	2	101	
9th	12	55	5	72	
16th	3	5	23	31	
17th		3	4	7	656
19th	5	21		26	
20th	2	24	1	27	
31st	18	52	6	76	
32d	4	34		38	
1st H. Art.	1	10	3	14	
1st Cav.	1	5		6	
2d Battery		1		1	
4th "		1		1	
5th "		1		1	
6th "	1	8		9	
7th "		1		1	

MASSACHUSETTS.

7th	1.....	7.....	8.....
9th	1.....	22.....	23.....
10th	2.....	8.....	10.....
11th	1.....	9.....	10.....
12th	4.....	17.....	21.....
13th	2.....	6.....	2.....	10.....
15th	3.....	11.....	14.....
16th	2.....	7.....	2.....	11.....
18th	3.....	17.....	20.....
19th	5.....	10.....	15.....
20th	9.....	26.....	1.....	36.....
21st	5.....	26.....	16.....	47.....
22d	8.....	20.....	28.....
23d	3.....	46.....	5.....	54.....
25th	24.....	142.....	49.....	215.....
27th	22.....	68.....	4.....	94.....
28th	4.....	42.....	2.....	48.....
29th	4.....	4.....
32d	10.....	44.....	54.....
35th	1.....	3.....	1.....	5.....
36th	8.....	47.....	55.....
37th	5.....	29.....	1.....	35.....
39th	3.....	3.....	6.....
40th	22.....	66.....	2.....	90.....
56th	1.....	5.....	6.....
57th	1.....	5.....	3.....	9.....
58th	24.....	83.....	18.....	125.....
59th	1.....	13.....	18.....	32.....
1st H. Art.	2.....	13.....	16.....	31.....
Sharpsh's	2.....	1.....	3.....
1st Cavalry	1.....	1.....
Battery A.	1.....	2.....	3.....
" C.	1.....	2.....	3.....
" E.	5.....	3.....	8.....

MARYLAND.

1st	5.....	13.....	2.....	20.....
2d	5.....	5.....
3d	1.....	4.....	2.....	7.....
4th	4.....	1.....	5.....
6th	4.....	29.....	1.....	34.....
7th	9.....	9.....
8th	1.....	1.....
P. Legion	8.....	23.....	6.....	37.....

MICHIGAN.

1st	1.....	7.....	8.....
2d	2.....	46.....	2.....	50.....
3d & 5th	1.....	1.....

4th	5.....	21.....	26.....
7th	3.....	13.....	5.....	21.....
8th	9.....	43.....	52.....
16th	1.....	34.....	35.....
20th	5.....	42.....	9.....	56.....286
24th	3.....	7.....	10.....
26th	3.....	19.....	6.....	28.....452
27th	17.....	57.....	74.....850
Sharpsh'rs	1.....	8.....	12.....	21.....
1st Cav.	5.....	20.....	25.....
5th "	7.....	7.....
6th "	1.....	4.....	5.....
7th "	2.....	2.....	4.....

MINNESOTA.

Sharpsh'rs	5.....	5.....
------------	-------	--------	-------	--------

NEW JERSEY.

1st	5.....	25.....	3.....	33.....
3d	3.....	12.....	1.....	16.....
4th	2.....	15.....	2.....	19.....
5th	1.....	5.....	6.....
6th	3.....	3.....
7th	4.....	4.....
8th	1.....	1.....
9th	7.....	35.....	42.....
10th	18.....	62.....	80.....
11th	1.....	5.....	1.....	7.....
12th	14.....	55.....	69.....
14th	29.....	110.....	15.....	154.....
15th	12.....	24.....	36.....
3d Cavalry	3.....	3.....
1st Art. A.	1.....	3.....	4.....
" B.	1.....	2.....	3.....

NEW HAMPSHIRE.

2d	8.....	69.....	1.....	78.....
4th	2.....	8.....	10.....
5th	43.....	151.....	37.....	231.....577
6th	5.....	30.....	1.....	36.....
9th	6.....	6.....
10th	10.....	88.....	4.....	102.....
11th	5.....	30.....	6.....	41.....
12th	23.....	129.....	15.....	167.....
13th	15.....	64.....	7.....	86.....
1st Cav.	3.....	15.....	18.....
1st Battery	1.....	1.....

NEW YORK.

3d	5.....	5.....
5th	8.....	50.....	29.....	87.....
10th	6.....	20.....	26.....
39th	1.....	5.....	2.....	8.....

40th	3.....	3.....	2.....	8.....	658
42d	4.....	19.....	2.....	25.....	
43d	1.....	11.....	12.....	
44th	4.....	19.....	23.....	
46th	3.....	13.....	6.....	22.....	
47th	8.....	29.....	3.....	40.....	
48th	12.....	67.....	14.....	98.....	
49th	3.....	7.....	1.....	11.....	
50th	3.....	3.....	1540
51st	3.....	8.....	6.....	17.....	
52d	5.....	3.....	8.....	
59th	9.....	27.....	36.....	
61st	2.....	17.....	3.....	22.....	
62d	5.....	1.....	4.....	10.....	
63d	1.....	23.....	5.....	29.....	
64th	2.....	10.....	12.....	
65th	6.....	13.....	19.....	
66th	0.....	19.....	10.....	44.....	
67th	2.....	8.....	10.....	
69th	5.....	31.....	5.....	41.....	406
71st	1.....	3.....	4.....	
72d	3.....	3.....	
73d	6.....	6.....	
74th	1.....	1.....	
76th	2.....	9.....	2.....	13.....	
77th	1.....	10.....	1.....	12.....	
81st	46.....	159.....	10.....	215.....	
82d	7.....	24.....	3.....	34.....	
83d	1.....	1.....	
86th	1.....	1.....	11.....	13.....	
88th	3.....	8.....	11.....	
89th	3.....	15.....	2.....	20.....	
92d	15.....	71.....	2.....	88.....	
93d	1.....	4.....	5.....	
94th	2.....	17.....	30.....	49.....	
95th	12.....	12.....	
96th	10.....	49.....	8.....	67.....	
97th	5.....	16.....	1.....	22.....	
98th	20.....	91.....	3.....	114.....	
104th	1.....	1.....	2.....	
106th	23.....	88.....	23.....	134.....	
108th	4.....	17.....	1.....	22.....	
109th	2.....	22.....	24.....	
111th	7.....	7.....	
112th	28.....	140.....	12.....	180.....	
115th	4.....	14.....	18.....	
117th	3.....	8.....	3.....	14.....	
118th	7.....	23.....	30.....	

120th	4.....	1.....	5.....
121st	1.....	6.....	7.....
122d	10.....	57.....	67.....
124th	1.....	1.....
125th	2.....	4.....	6.....
126th	5.....	5.....
139th	33.....	118.....	2.....	153.....
140th	12.....	48.....	60.....
142d	2.....	8.....	10.....
146th	3.....	5.....	47.....	55.....
147th	10.....	1.....	11.....
148th	20.....	100.....	4.....	124.....
151st	14.....	35.....	1.....	50.....
152d	6.....	23.....	3.....	32.....
155th	13.....	124.....	17.....	154.....
164th	16.....	59.....	82.....	157.....
169th	9.....	71.....	1.....	81.....
170th	3.....	11.....	14.....
179th	1.....	1.....	2.....
182d	10.....	50.....	29.....	89.....
1st Sharps	1.....	5.....	6.....
2d Hvy Art.	21.....	174.....	20.....	215..... 1771
4th "	3.....	17.....	20.....
6th "	2.....	14.....	16.....
7th "	45.....	259.....	114.....	418.....
8th "	80.....	339.....	86.....	505..... 1654
9th "	16.....	126.....	6.....	148..... 1994
10th "	1.....	1.....
14th "	15.....	43.....	61.....	119.....
15th "	3.....	3..... 1574
2d Cav.	1.....	1.....
5th "	1.....	9.....	4.....	14.....
6th "	2.....	4.....	2.....	8.....
8th "	1.....	30.....	2.....	33.....
10th "	2.....	2.....
19th "	8.....	26.....	1.....	35.....
22d "	2.....	26.....	7.....	35.....
24th "	4.....	38.....	42.....	84.....
2d M. Rifles	11.....	36.....	17.....	64.....
1st Art. B.	1.....	1.....
" D.	3.....	3.....	6.....
" E.L.	1.....	1.....
1st Battery	2.....	2.....
3d "	2.....	1.....	3.....
11th "	1.....	3.....	4.....
12th "	1.....	1.....
15th "	1.....	1.....	2.....
19th "	2.....	2.....
34th "	2.....	2.....

OHIO.

4th	3.....	17.....	20.....
8th	3.....	2.....	5.....
60th	3.....	12.....	4.....	19.....
110th	5.....	46.....	1.....	52.....250
122d	4.....	45.....	49.....
126th	1.....	10.....	11.....578
2d Cav.	2.....	2.....	9.....	13.....
6th "	6.....	6.....
Battery H.	1.....	2.....	3.....

PENNSYLVANIA.

11th	6.....	13.....	19.....
23d	47.....	134.....	29.....	210.....
45th	18.....	141.....	22.....	181.....
48th	10.....	57.....	2.....	69.....
49th	6.....	41.....	5.....	52.....
50th	4.....	17.....	1.....	22.....
51st	10.....	49.....	59.....
53d	8.....	58.....	3.....	69.....
55th	12.....	110.....	29.....	151.....
56th	6.....	6.....
57th	2.....	1.....	3.....
58th	9.....	49.....	3.....	61.....
61st	10.....	1.....	11.....
62d	5.....	25.....	30.....
63d	6.....	7.....	13.....
67th	1.....	14.....	6.....	21.....
69th	7.....	14.....	21.....
71st	4.....	12.....	16.....
72d	5.....	25.....	2.....	32.....
76th	6.....	43.....	49.....
81st	8.....	33.....	3.....	44.....
82d	30.....	115.....	14.....	159.....
83d	2.....	9.....	1.....	12.....
84th	7.....	7.....
87th	5.....	27.....	1.....	33.....
88th	1.....	4.....	5.....
90th	2.....	3.....	5.....
91st	3.....	3.....
93d	1.....	2.....	3.....
95th	1.....	14.....	15.....
96th	1.....	10.....	1.....	12.....
97th	1.....	9.....	10.....
98th	9.....	51.....	60.....
99th	1.....	4.....	3.....	8.....
100th	10.....	48.....	14.....	72.....
102d	11.....	46.....	2.....	59.....
105th	1.....	1.....	2.....
106th	4.....	16.....	1.....	21.....

107th	3.....	1.....	4.....
110th	2.....	5.....	7.....
115th	4.....	4.....
116th	7.....	53.....	5.....	65.....
118th	7.....	91.....	98.....
119th	2.....	11.....	2.....	15.....
121st	2.....	2.....	1.....	5.....
138th	6.....	56.....	5.....	67.....
139th	9.....	38.....	1.....	48.....
149th	5.....	23.....	12.....	40.....
141st	3.....	3.....
142d	3.....	3.....
143d	1.....	9.....	1.....	11.....
145th	9.....	26.....	2.....	37.....
148th	5.....	42.....	6.....	53.....
149th	9.....	6.....	15.....
150th	5.....	5.....
155th	11.....	1.....	12.....
157th	1.....	16.....	2.....	19.....
183d	5.....	76.....	14.....	95.....
184th	16.....	94.....	110.....
187th	2.....	2.....
188th	19.....	144.....	8.....	171.....
190th	6.....	6.....	12.....
191st	2.....	4.....	1.....	7.....
2d Hvy Art.	3.....	17.....	85.....	105.....
1st Cav.	13.....	13.....
2d "	3.....	3.....
6th "	5.....	10.....	1.....	16.....
13th "	4.....	1.....	5.....
17th "	2.....	20.....	22.....
18th "	3.....	34.....	28.....	65.....
21st "	8.....	47.....	55.....
1st Art.F.	1.....	1.....	2.....

U. S. REGULARS.

4th	5.....	4.....	9.....
10th	3.....	3.....
11th	7.....	43.....	50.....
12th	1.....	16.....	36.....	53.....
14th	3.....	17.....	20.....
17th	1.....	5.....	24.....	30.....
1st Sharp.	6.....	9.....	15.....
2dj "	3.....	6.....	3.....	12.....
1st Cav.	2.....	23.....	25.....
2d "	1.....	8.....	9.....
1st Art. B.	3.....	3.....
" I.	1.....	1.....	2.....
" K.	2.....	2.....
2d " A.	2.....	2.....
" G.	1.....	6.....	7.....
4th " B.	1.....	10.....	11.....
" K.	1.....	1.....
" C.E.	1.....	5.....	6.....
" L.	1.....	2.....	3.....

5th	"	A.	2	2	2	
	"	B.	3	3	3	
	"	C. I.	1	1	1	
	"	M.	2	2	2	
RHODE ISLAND.						
2d			2	8	12	
7th			11	50	62	
1st Art.		A.		8	8	
	"	B.		4	4	
	"	C.	1		1	
	"	E.		2	2	
VERMONT.						
2d			4	14	18	
3d			14	53	72	
4th			7	14	21	
5th			8	26	34	
6th			5	16	22	
10th			28	131	162	
17th			2	25	27	
11th H. Art.			18	153	171	
1st Cav.			3	21	26	
WEST VIRGINIA.						
7th			8	20	32	
WISCONSIN.						
5th			1	23	28	
6th			1	6	8	
7th			1	4	5	
86th			17	53	75	
38th			2		2	
SCATTERING.						
Scattering				6	8	
LOSS BY STATES.						
States.	Regts.	Average.	Killed.	Wounded.	Missing.	Total.
Conn.	6	18	110	406	33	549
Delaware	5	5	26	63	8	97
Indiana	6	2	11	49	5	65
Maine	14	4	62	345	50	457
Mass.	31	5	181	808	145	1134
Maryland	8	2	18	88	12	118
Michigan	17	5	58	329	34	421
Minn.	1			5		5
N. Jersey	14	6	94	357	29	480
N. Hamp.	10	11	114	591	71	776
N. York	91	7	643	3103	820	4566
Ohio	8	2	19	143	16	178
Penn.	71	5	357	2026	436	2819
Rhode I.	2	7	14	72	3	89
U. States	10	2	19	125	127	271
Vermont	9	10	89	453	11	553
West Va.	1	8	8	20	4	32
Wisconsin	5	3	22	86	10	118
Scattering				6	2	8
Total	309	6	1845	9,075	1,816	12736

Twenty-seven regiments reported the number of men in action gives an average of 600, or a total of 180,000 in the army. While this may seem too high, when we consider the fact that the Union casualties from May 5, to June 24, 1864, is reported to be 54,926, it does not seem improbable.

With this army was a train of 4,325 wagons, 835 ambulances, 33,991 horses and 22,538 mules.

REBEL CASUALTIES.

	Killed	wounded	missing	total
1st Corps	100	290	84	474
2d " "	767	3686	4453
Artillery	299	953	490	1852
Total	1166	4929	574	6679

The above is only a partial report and must not be accepted as absolutely correct. 15,383 Rebels were captured during the campaign which are not mentioned in the above exhibit.

See Battles of Wilderness and Spotsylvania which preceded Cold Harbor.

CENTRALIA, MO.

Regt.	Killed	wounded	missing	total	engaged
39th Mo.	122	2	124	147
Scat.	25	25	25
Total	147	2	149	172

Engagement occurred September 26th, 1864. Rebels took no prisoners and did not report casualties or number engaged.

BATTLE OF DEEP BOTTOM, VA.

July 27 to 29, 1864.

CONNECTICUT.

Regiments.	Killed.	Wounded.	Missing.	Total	Engaged
10th	9	9	

MAINE.

11th	3	29	32	
14th	1	1	
19th	1	1	
1st Cav.	7	7	

MARYLAND.

1st Cav.	1	6	7	
-----------------	----------------	----------------	-------	----------------	--

MASSACHUSETTS.

20th	1	16	17	
24th	2	2	
28th	2	2	4	
1st Cav.	3	14	2	19	
1st Hy Art.	1	1	

MICHIGAN.

5th	2	2	
7th	1	1	
26th	1	3	1	5	

NEW HAMPSHIRE.

5th	1	12	13	
------------	----------------	-----------------	-------	-----------------	--

NEW JERSEY.

8th	1.....	1.....
1st Cav.	3.....	20.....	9.....	32.....

NEW YORK.

39th	2.....	2.....
40th	2.....	2.....
59th	8.....	12.....	20.....
61st	1.....	1.....	2.....
63d	1.....	1.....
66th	4.....	4.....	1.....	9.....
73d	1.....	2.....	3.....
100th	1.....	5.....	6.....
120th	1.....	1.....	2.....
170th	1.....	1.....
3d Cav.	1.....	1.....
4th "	1.....	1.....
6th "	1.....	7.....	8.....
9th "	1.....	3.....	4.....
10th "	1.....	10.....	1.....	12.....
19th "	6.....	6.....
2d Hvy Art.	1.....	7.....	8.....	16.....
7th "	2.....	4.....	2.....	8.....

OHIO.

6th	1.....	13.....	2.....	16.....
-----	--------	---------	--------	---------

PENNSYLVANIA.

84th	1.....	1.....
99th	1.....	7.....	7.....	15.....
105th	2.....	2.....
110th	7.....	24.....	31.....
116th	2.....	2.....
183d	4.....	8.....	12.....
1st Cav.	4.....	18.....	2.....	24.....
2d "	2.....	5.....	10.....	17.....
4th "	1.....	1.....	2.....
5th "	1.....	1.....
6th "	7.....	7.....
16th "	5.....	29.....	2.....	36.....
17th "	1.....	1.....	2.....

REGULARS. U. S.

1st	9.....	9.....
2d	4.....	16.....	5.....	25.....
5th	3.....	10.....	13.....
1st Sharp's	1.....	6.....	7.....
2d Art. A.	1.....	1.....

WEST VIRGINIA.

7th	2.....	2.....
-----	-------	--------	-------	--------

WISCONSIN.

36th	3.....	3.....
------	-------	--------	-------	--------

SCATTERING.

Scattering	2.....	2.....
------------	-------	-------	--------	--------

LOSS BY STATES.

RECAPITULATION.

States.	Regts.	Average.	Killed.	Wounded.	Missing.	Total.
Conn.	1	9..	9
Maine	4	1	4..	37..	41
Maryland	1	1	1..	6..	7
Mass.	5	1	5..	20..	18....	43
Michigan	3	1..	6..	1....	8
New H.	1	1	1..	12..	13
New J.	2	1	3..	21..	9....	33
New York	18	13..	65..	26....	104
Ohio	1	1	1..	13..	2....	16
Penn.	13	2	25..	104..	23....	152
U. S. Reg.	5	1	8..	42..	5....	55
West Va.	1	2..	2
Wisconsin	1	3..	3
Scattering,	2....	2
Total,	56....	1..	62..	340..	86..	488

Sixty eight regiments present not engaged or had no casualties
 Rebel loss never officially stated, but estimated about the same,

SKIRMISH AT EGYPT STATION, MISS.*Dec. 28, 1864.*

Regiments.	Killed.	Wounded.	Missing.	Total	Engaged.
7th Ind. Cav	2	11	13	167
2d N.J. "	19	71	90	742
4th Mo. "	2	2	104
Total	21	84	105	1013

Five hundred rebels captured,

FORT HENRY, TENN.*Feb. 6, 1862.*

4 Gun Boats	2	38	40
Rebel Fort	5	11	85	101

In this engagement 29 men on the Union side were injured by the bursting of a steam pipe, and on the rebel side, 9 were disabled by the premature explosion of a gun, Fort and garrison captured.

FORT PULASKI.

Rebel garrison of five hundred men capitulated after a short resistance, one killed and several wounded. 5,275 shots fired by Union batteries at an average distance of six thousand feet.

Surrendered April 1862.

FAIR OAKS.

June 1, 1862.

MAINE.

Regts.	Killed.	Wounded.	Missing.	Total.	Engaged.
3d	8.....	71.....	3.....	82.....	
4th	2.....	8.....	1.....	11.....	
11th	6.....	44.....	19.....	69.....	

MASSACHUSETTS.

7th	4.....	1.....	5.....	
10th	27.....	95.....	2.....	124.....	
15th	5.....	17.....	22.....	
19th	1.....	1.....	
20th	2.....	18.....	20.....	

MICHIGAN.

2d	10.....	47.....	57.....	
3d	30.....	124.....	15.....	169.....	
5th	31.....	105.....	19.....	155.....	
7th	14.....	75.....	89.....	

MINNESOTA.

1st	2.....	2.....	4.....	
-----	--------	--------	-------	--------	--

NEW HAMPSHIRE.

5th	26.....	147.....	7.....	180.....	
-----	---------	----------	--------	----------	--

NEW JERSEY.

5th	4.....	54.....	2.....	60.....	
6th	5.....	13.....	1.....	19.....	

NEW YORK.

34th	23.....	71.....	3.....	97.....	
36th	7.....	36.....	5.....	48.....	537
37th	12.....	68.....	2.....	82.....	
38th	1.....	14.....	3.....	18.....	
40th	12.....	81.....	3.....	96.....	
42d	1.....	1.....	
52d	15.....	103.....	4.....	122.....	380
55th	13.....	90.....	103.....	
56th	16.....	47.....	5.....	68.....	
57th	3.....	15.....	18.....	
61st	31.....	73.....	6.....	110.....	348
62d	2.....	15.....	32.....	49.....	
64th	30.....	143.....	173.....	
65th	7.....	24.....	31.....	
66th	1.....	5.....	1.....	7.....	
67th	27.....	135.....	8.....	170.....	537
69th	1.....	12.....	1.....	14.....	
70th	2.....	15.....	1.....	18.....	
71st	3.....	12.....	5.....	20.....	
72d	5.....	5.....	260
73d	1.....	10.....	11.....	
74th	1.....	19.....	20.....	
81st	25.....	92.....	20.....	137.....	

82d	10.....	61.....	71.....
85th	9.....	49.....	21.....	79.....
87th	11.....	58.....	7.....	76.....
88th	6.....	19.....	25.....
92d	8.....	69.....	28.....	105.....
96th	8.....	31.....	20.....	59.....
98th	4.....	41.....	26.....	71.....
100th	19.....	86.....	81.....	186.....
1st Art. A.	3.....	5.....	1.....	9.....
" H.	8.....	8.....
7th Battery	2.....	8.....	1.....	11.....
8th " Battery	6.....	6.....
" " Battery	2.....	1.....	3.....

PENNSYLVANIA.

8th	2.....	2.....	4.....
23d	17.....	103.....	9.....	129.....
31st	5.....	18.....	7.....	30.....
52d	20.....	94.....	5.....	119.....
53d	13.....	64.....	17.....	94.....
57th	11.....	48.....	1.....	60.....
61st	68.....	152.....	43.....	263.....
63d	23.....	79.....	20.....	122.....
69th	3.....	3.....
71st	2.....	13.....	15.....
72d	1.....	7.....	8.....
81st	8.....	32.....	51.....	91.....
85th	8.....	55.....	13.....	76.....
93d	20.....	84.....	22.....	126.....
101st	11.....	108.....	10.....	129.....
102d	12.....	47.....	10.....	69.....
103d	8.....	69.....	16.....	93.....
104th	28.....	111.....	67.....	206.....
105th	41.....	112.....	8.....	161.....
106th	2.....	6.....	8.....
1st Art. C.	1.....	3.....	4.....
" D.	1.....	1.....	2.....
" E.	2.....	2.....
" H.	6.....	6.....

SCATTERING.

Scattering	3.....	22.....	2.....	27.....
------------	--------	---------	--------	---------

LOSS BY STATES.

States.	Regts.	Average.	Killed.	Wounded.	Missing.	Total.
Maine	3....	5....	16..	123..	23....	162
Mass.	5....	7....	34..	135..	3....	172
Michigan	4....	21....	85..	351..	34....	470
Minnesota	1....	2....	2..	2..	4
New H.	1....	26....	26..	147..	7....	180
New J.	2....	4....	9..	67..	3....	79
New York	31....	10....	315..	1528..	274....	2117
Penn.	20....	15....	300..	1219..	301....	1820
Scat.	3..	22..	2....	27
Total,	67....	12....	790..	3594..	647....	5031

REBEL ARMY.—FAIR OAKS.

ALABAMA.					
Regiments.	Killed.	Wounded.	Missing.	Total.	Engaged
5th	29	181		210	
6th	91	277	5	373	509
12th	59	149		208	
GEORGIA.					
27th	16	129	9	154	
28th	24	95		119	
FLORIDA.					
2d	37	152	9	198	450
MISSISSIPPI.					
2d	12	71	4	87	
NORTH CAROLINA.					
4th	77	285	6	369	678
5th	1	26		27	
23d	18	145	6	169	
VIRGINIA.					
24th	12	86	9	107	
38th	16	117		133	
49th	33	169	22	224	424

Company B, 6th Alabama had 21 killed and 23 wounded out of 55 in the engagement. Rebel loss incomplete

BATTLE OF FT. DARLING,

May 5, 1864.

CONNECTICUT.					
Regiments.	Killed.	Wounded.	Missing.	Total.	Engaged.
6th	10	111	21	142	
7th	30	104	69	203	631
8th	10	93	34	137	
10th	5	30		35	
11th	15	65	127	207	
21st	14	71	24	109	
1st Hvy Art.	3	2		5	
1st Bat ry	1	15		16	
DISTRICT OF COLUMBIA.					
1st Cavalry	2	9	9	20	
ILLINOIS.					
39th	14	110	49	173	550
INDIANA.					
13th	20	93	59	172	
MAINE.					
8th	16	150	32	198	
9th	14	91	7	112	
11th	5	45		50	

MASSACHUSETTS.

23d	5.....	25.....	62.....	92.....
24th	8.....	46.....	7.....	61.....
25th	26.....	122.....	66.....	214.....
27th	13.....	83.....	249.....	345.....
40th	13.....	62.....	22.....	97.....
4th Cav.	2.....	2.....

NEW HAMPSHIRE.

2d	5.....	18.....	23.....
3d	39.....	182.....	16.....	237.....
4th	7.....	90.....	85.....	182.....
7th	2.....	46.....	1.....	49.....
10th	4.....	49.....	3.....	56.....
12th	3.....	35.....	7.....	45.....
13th	5.....	23.....	1.....	29.....

NEW JERSEY.

9th	18.....	163.....	58.....	239.....
4th Battery	1.....	10.....	11.....
5th "	12.....	12.....

NEW YORK.

3d	3.....	55.....	8.....	66.....
47th	6.....	35.....	20.....	61.....
48th	15.....	100.....	115.....
81st	1.....	23.....	4.....	28.....
89th	6.....	6.....
96th	4.....	9.....	18.....	31.....
98th	15.....	67.....	12.....	94.....
100th	10.....	121.....	149.....	280.....
112th	3.....	28.....	4.....	35.....
115th	6.....	87.....	7.....	100.....
117th	20.....	62.....	7.....	89.....
118th	42.....	111.....	46.....	199.....
142d	19.....	78.....	22.....	119.....
148th	12.....	64.....	2.....	78.....
169th	16.....	79.....	24.....	119.....
3d Cavalry	3.....	20.....	14.....	37.....
1st Rifles,	1.....	8.....	4.....	13.....
1st Engines	2.....	2.....
Battery E.	8.....	3.....	11.....
" M.	1.....	1.....

OHIO.

67th	21.....	126.....	147.....
------	---------	----------	-------	----------

PENNSYLVANIA.

55th	22.....	155.....	164.....	341.....
58th	2.....	2.....
76th	15.....	119.....	10.....	144.....
85th	2.....	30.....	2.....	34.....
97th	20.....	186.....	22.....	237.....

108th	8.....	79.....	1.....	88.....
5th Cav.	2.....	17.....	4.....	23.....
11th "	7.....	14.....	4.....	25.....

REGULARS.

1st Cav.	2.....	3.....	5.....
2d "	3.....	5.....	8.....
Battery A.	2.....	1.....	3.....
" D.	1.....	1.....
" E.	1.....	13.....	14.....
" M.	1.....	4.....	5.....

COLORED.

1st	2.....	15.....	1.....	18.....
4th	4.....	4.....
5th	2.....	6.....	3.....	11.....
6th	5.....	5.....
10th	2.....	2.....
Battery B.	2.....	2.....

LOSS BY STATES.

RECAPITULATION.

States.	Regts.	Average.	Killed.	Wounded.	Mising.	Total.
Conn.	6	14	98	491	275	854
D. of C.	1	2	2	9	9	20
Illis.	1	14	14	110	49	173
Ind.	1	20	20	93	59	172
Maine	3	12	35	286	39	360
Mass.	6	10	65	340	406	811
New H.	7	9	65	443	113	621
New J.	1	19	19	185	58	562
New Y.	17	10	176	964	344	1484
Ohio	1	21	21	126	147
Penn.	8	10	85	602	207	894
Rhode I.	3	15	4	22
Reg.	7	12	63	5	80
Wis.	1	4	4	32	1	37
Negro	5	4	34	4	42
Total	65	10	613	3793	1573	5979

The above casualties occurred during a series of engagements and skirmishes.

Rebel Loss, 355.....1941.....210.....2506

FISHER'S HILL, VA.,

Sept. 21, 1864.

89 Regts U.	52.....	457.....	19.....	528.....
127 R. R'ts	11.....	108.....	119.....

The rebel army consisted of 127 regiments and 23 batteries taken from the vicinity of Richmond, which, at that time, had less than 60 regiments to man the fortifications. See Winchester and Cedar Creek.

BATTLE OF FORT DONELSON,

Feb. 13, 16, 1862.

ILLINOIS.

Regiments	Killed	Wounded	Missing	Total	Engaged
7th	3	19		22	
8th	54	188		242	613
9th	36	165	9	210	
11th	70	181	88	339	500
12th	19	62	8	89	650
17th	13	61	7	81	750
18th	53	157	18	228	
20th	18	108	6	132	
29th	25	61	13	99	
30th	19	69	6	94	
31st	31	117	28	176	
32d		7		7	
41st	14	113	3	130	500
45th	2	20		22	
46th		3		3	
48th	8	31	3	42	
49th	15	44	12	71	627
50th		12		12	
57th	1		1	2	
58th	5	12		17	
Cavalry		5	2	7	
1st Art. A.		3		3	
" B.	1	8		9	
" D.		2		2	
" E.	2	3		5	
Battery		3		3	

INDIANA.

11th	4	29		33	
25th	16	75		91	
31st	9	52	1	62	727
44th	7	35		42	
52d	4	48		52	

IOWA.

2d	33	164		197	
7th	2	37		39	
14th	5	50	1	56	

KENTUCKY.

17th	4	34	3	41	
25th	15	61	12	88	

MISSOURI.

8th	7	40		47	680
13th		1	1	2	
1st Art. DHK	1	1	1	3	

NEBRASKA.			
1st	2.....	6.....	1..... 9.....
OHIO.			
58th	1.....	9.....	10.....
76th	9.....	9.....
GUN BOATS.			
Gunboats	10.....	44.....	54.....
SCATTERING.			
Scattering	1.....	3.....	4.....

—•—

LOSS BY STATES.

RECAPITULATION.						
States	Regts.	Average	Killed	Wounded.	Missing.	Total.
Illinois	21	18	389	1454	204	2047
Ind	5	8	40	239	1	280
Iowa	3	16	40	251	1	292
Ky.	2	9	19	95	15	129
Mo.	2	4	8	42	2	52
Neb.	1	2	2	6	1	9
Ohio	2	1	18	19
U. S. N.	10	44	54
Scat.	1	3	4
Tot'l	36	14	510	2,152	224	2,886

—◆—

REBEL ARMY—FORT DONELSON.

Rebel army, consisting of ten thousand men surrendered and one regiment of cavalry and several of infantry escaped. The following is an incomplete report of their casualties:

KENTUCKY.			
8th	27.....	72.....	99..... 312
MISSISSIPPI.			
1st	16.....	61.....	77..... 531
20th	20.....	58.....	78..... 454
23d	5.....	46.....	51..... 546
26th	12.....	69.....	81..... 443
TENNESSEE.			
3d	12.....	76.....	88..... 750
18th	10.....	38.....	48..... 685
26th	11.....	85.....	96..... 401
32d	3.....	36.....	39..... 555
51st	2.....	6..... 26	34..... 590
42d	4.....	7.....	11..... 498
49th	4.....	17.....	21.....
50th	1.....	3.....	4.....
TEXAS.			
7th	20.....	39.....	59..... 305
SCATTERING.			
Scattering	2.....	15.....	17.....

FORT WAGNER

Assault, July 11, 1863.

Regts.	Killed	Wounded	missing	Total	Engaged
7th Conn	13	29	61	103	296
9th Maine	1	32	23	56	
76th Penn	35	62	83	180	
Total	49	123	167	339	

Assault, July 18.

6th Conn	15	77	46	138	496
9th Maine	4	94	19	117	
54th Mass	34	146	92	272	624
3d N.H.	2	38	6	46	
7th "	41	119	56	216	
48th N. Y.	54	112	76	242	
100th "	49	97	29	175	
62d Ohio	26	87	38	151	
67th "	19	82	25	126	
76th Penn	2	20	2	24	
Bat. C., R.I.	1	1	
Bat. F. Reg.	5	5	
Scattering	2	2	
Total,	246	880	389	1515	

Siege, July 18th to December 7.

CONNECTICUT.

7th	2	7	9
10th	2	2	4
17th	1	9	10

ILLINOIS.

39th	1	9	10
-------------	----------------	----------------	-------	-----------------

MAINE.

9th	4	12	16
11th	2	2

MASSACHUSETTS.

24th	4	7	1	12
40th	6	6
54th	3	5	8

NEW HAMPSHIRE.

3d	4	27	31
4th	3	10	13
7th	1	6	7

NEW YORK.

47th	2	2
100th	11	31	6	48
144th	1	1	2
157th	1	1
1st Eng.	4	17	21
3d Art. B.F.	5	5
I. P.	2	1	3

OHIO.			
62d	1.....	2.....	3.....
67th	2.....	11.....	13.....
75th	1.....	3.....	4.....
PENNSYLVANIA.			
52d	3.....	3.....
85th	10.....	58.....	68.....
97th	3.....	6.....	9.....
104th	2.....	15.....	17.....
RHODE ISLAND.			
3d H. Art.	3.....	13.....	16.....
U. S. REGULARS.			
3 Batteries	1.....	4.....	5.....
Colored	6.....	12.....	18.....
Total,	71.....	278.....	9.....358.....

Fort was not captured. An attack was made on Morris Island on July 10, casualties as follows: 15 killed and 91 wounded

FORT SUMTER.

The siege of Fort Sumter continued from August to December 1863, and twenty thousand cannon shots were fired, and the rebels admitted having 43 killed and 165 wounded,

FORT PILLOW.

April 12, 1864,

Union	300.....	300.....600
Rebel	20.....	60.....	80.....3000

The Fort had a small garrison of colored troops, who were surprised, captured and slaughtered as if only wild beasts.

FORT FISHER.

Jan. 15, 1865.

CONNECTICUT.				Total.	Engaged
Regiments.	Killed.	Wounded.	Missing.		
6th	5.....	5.....	
7th	1.....	5.....	6.....	305
INDIANA.					
13th	8.....	32.....	40.....	
NEW HAMPSHIRE.					
3d	1.....	5.....	6.....	
4th	18.....	18.....	
7th	2.....	8.....	4.....	14.....	

NEW YORK.

3d	5.....	12.....	2.....	19.....
47th	2.....	14.....	16.....
48th	3.....	11.....	14.....
112th	10.....	31.....	41.....
115th	2.....	14.....	1.....	17.....
117th	18.....	71.....	89.....
142d	6.....	70.....	3.....	79.....
169th	6.....	33.....	1.....	40.....

PENNSYLVANIA.

76th	2.....	18.....	1.....	21.....
97th	4.....	38.....	42.....
203d	40.....	146.....	1.....	187.....

SCATTERING.

Scattering	1.....	9.....	10.....
------------	--------	--------	-------	---------

LOSS BY STATES.

RECAPITULATION

States.	Regts.	Average.	Killed.	Wounded.	Missing.	Total.
Conn.	2....	..	1....	10....	11
Indiana	1....	8..	8....	32....	40
N. Hamp.	3....	1..	3....	31....	4....	38
N. York	8....	6..	52....	256....	7....	315
Penn.	3....	15..	46....	202....	2....	250
Scattering	1....	9....	10
Total	17..	6..	111..	540....	13....	664

Fort and one thousand prisoners captured.

FORT STEADMAN.

March 25, 1865.

CONNECTICUT.

Regts.	Killed.	Wounded.	Missing.	Total.	Engaged.
1st H. Art.	7.....	8.....	48.....	63.....

MASSACHUSETTS.

29th	8.....	6.....	50.....	64.....
57th	6.....	31.....	53.....	90.....
59th	7.....	58.....	65.....
14th Battery	1.....	2.....	11.....	14.....

MARYLAND.

3d	1.....	6.....	5.....	12.....
----	--------	--------	--------	---------	-------

MICHIGAN.

2d	1.....	8.....	19.....	28.....
17th	1.....	1.....
20th	9.....	9.....

NEW JERSEY.

3d Battery	1.....	7.....	8.....
------------	--------	--------	-------	--------	-------

NEW YORK.

46th	2	3	5
8th H. Art.	1	2	3
14th "	12	45	217
19th Battery	1		14
34th "	1	4	5

OHIO.

60th	1	6	7
-------------	----------------	----------------	----------------

PENNSYLVANIA.

50th		2	2
100th	9	61	47
105th		11	11
107th	1	16	17
109th	5	50	55
200th	9	113	122
208th	3	39	42
211th	1	10	11

U. S. REGULARS.

1st Art. C.		2	2
--------------------	--	----------------	----------------

SCATTERING.

Scattering		2	2
-------------------	--	----------------	----------------

Total,	72	450	522	1,044
---------------	-----------------	------------------	------------------	--------------------

FORT ST. PHILIPS AND FORT JACKSON.

Fort St. Philips and Fort Jackson, garrisoned by 1,100 man, surrendered April 22, 1862. They had 4 killed and 14 wounded. The Union navy, 19 war boats, fired 16,800 shots and had 39 killed and 171 wounded, total 210. Six thousand Infantry present but not actively engaged.

BATTLE OF FRANKLIN, TENN,*Nov. 30, 1864.*

Union	363	2289	1197	3849
Rebel	552	1782	426	2760

Union army abandoned the battle field and retreated to Nashville, Commanding officers on both sides failed to make a detailed report. See battle of Nashville.

The Confederate cemetery at Franklin, Tennessee contains the graves of the killed at the Battle of Franklin, credited to States as follows:

Alabama.....	149	Louisiana....	48	Tennessee.....	255
Arkansas.....	124	Mississippi...	450	Texas.....	109
Florida.....	24	Missouri.....	151	Unknown.....	225
Georgia.....	89	North Carolina	22		
Kentucky.....	26	S. Carolina....	76	Total.....	1,748

BATTLE OF FREDERICKSBURG, VA.,*December 11, 13, 1862.***CONNECTICUT.**

Regts	Killed	Wounded	Missing	Total	Ebged
8th	1.....	2.....	3.....	
11th	1.....	2.....	3.....	
14th	11.....	87.....	22.....	120.....	
15th	10.....	10.....	
16th	1.....	1.....	2.....	
21st	6.....	1.....	7.....	
27th	10.....	83.....	20.....	113.....	

DELAWARE.

1st	10.....	74.....	9.....	93.....	
2d	4.....	41.....	9.....	54.....	

INDIANA.

7th	1.....	5.....	6.....	
14th	5.....	65.....	5.....	75.....	255
19th	3.....	4.....	7.....	
20th	24.....	3.....	27.....	

MAINE.

2d	1.....	47.....	4.....	52.....	
3d	3.....	26.....	29.....	
4th	22.....	66.....	32.....	120.....	234
6th	1.....	1.....	
16th	27.....	170.....	34.....	231.....	427
17th	1.....	19.....	20.....	
19th	10.....	7.....	17.....	
20th	4.....	32.....	36.....	
1st Cav.	3.....	3.....	
2d Bat.	2.....	13.....	15.....	

MARYLAND.

2d	9.....	12.....	21.....	
Battery A.	2.....	2.....	4.....	

MASSACHUSETTS.

1st	1.....	33.....	34.....	
7th	1.....	2.....	3.....	
9th	1.....	25.....	2.....	28.....	
10th	1.....	1.....	
11th	3.....	3.....	
12th	14.....	86.....	4.....	104.....	258
13th	3.....	13.....	16.....	
15th	4.....	26.....	2.....	32.....	
16th	2.....	14.....	1.....	17.....	
18th	9.....	90.....	26.....	125.....	

19th	14	83	8	105
20th	25	138		163
21st	8	56	5	69
22d	1	42	12	55
28th	14	124	20	158
29th		2		2
32d	2	31	3	36
35th	7	50	6	63
37th	1	1		2
Sharpsh's		8		8
1st Art, A.		2		2
1st " E.	1	1		2

MICHIGAN.

1st	8	40		48
2d	1	1		2
3d		6	1	7
4th	9	43	1	53
5th	10	73		83
7th	7	26	2	35
16th	5	28	6	39
17th		1		1
20th		8		8
24th	7	16	9	32
Sharpsh's		2		2

MINNESOTA.

1st		12	2	14
Sharpsh's		1		1

NEW HAMPSHIRE.

2d		5		5
5th	20	154	19	193
6th	4	71	2	77
9th	4	68	12	84
10th		47	11	58
11th	19	151	25	195
12th		7		7
13th	2	34	6	42
1st Bat.	2	12		14

NEW JERSEY.

2d		1		1
3d		2		2
4th	9	35	36	80
7th	1			1
11th	3	4		7
15th	4	20	5	29
21st		1		1
23d	5	36	9	50
24th	6	99	31	136
25th	6	61	18	85
26th		2		2
27th		2	1	3
28th	12	157	24	193

665

NEW YORK.

1st	7	7	7	
4th	6	62	6	74
5th	2	3	5	
7th	26	184	33	243 488
9th	1	8	6	15
10th	9	54	4	67 214
12th	2	13	7	22
13th	5	63	7	75
14th	4	31		35
15th		6		6
17th		14	5	19
18th		2		2
21st	1	3	3	7
22d		4	2	6
23d	2	16		18
24th		1	1	2
25th	1	36	3	40
26th	23	136	11	170 295
30th	2	14		16
31st		1		1
32d		3		3
33d		2		2
34th	3	12	18	33
35th	6	17		23
36th	1	2		3
37th	7	27	1	35
38th	14	83	36	133 355
40th	19	74	30	123
42d		19	3	22
43d		11	1	12
44th	2	41	4	47
46th		3		3
49th		9		9
50th	8	42		50
51st	10	61	2	73 296
52d	6	37		43 160
55th		8		8
57th	8	78	1	87 292
59th	5	39		44
61st	9	27		36
62d		2		2 162
63d	2	38	4	44
64th	4	68		72
66th	11	55	9	75 435
67th	1	6		7
69th	10	95	23	128 228
70th		4		4
71st		3		3

72d	8.....	8.....
76th	3.....	13.....	16.....
77th	1.....	1.....	2.....
79th	2.....	2.....
80th	1.....	18.....	19.....
82d	7.....	14.....	2.....	23.....
83d	19.....	103.....	3.....	125.....
84th	1.....	4.....	5.....
86th	3.....	1.....	4.....
88th	17.....	97.....	13.....	127.....242
89th	2.....	27.....	1.....	30.....
94th	2.....	49.....	7.....	58.....
95th	1.....	3.....	4.....
97th	4.....	34.....	4.....	42.....230
101st	1.....	12.....	13.....
103d	3.....	10.....	12.....	25.....
104th	5.....	45.....	2.....	52.....
105th	10.....	62.....	6.....	78.....172
108th	4.....	49.....	39.....	92.....
120th	1.....	1.....
121st	4.....	12.....	16.....
122d	5.....	5.....
124th	4.....	4.....
140th	3.....	10.....	13.....
146th	1.....	17.....	18.....
163d	10.....	46.....	5.....	61.....
1st Art. D.	9.....	1.....	10.....
" G.	1.....	5.....	6.....
" L.	4.....	4.....

OHIO.

4th	4.....	39.....	1.....	44.....
8th	6.....	27.....	33.....

PENNSYLVANIA.

1st R	2.....	28.....	5.....	35.....
2d R	31.....	13.....	44.....
3d R	18.....	55.....	60.....	183.....
4th R	2.....	33.....	4.....	39.....
5th R	18.....	87.....	61.....	166.....
6th R	12.....	100.....	20.....	132.....
7th R	7.....	69.....	10.....	86.....
8th R	22.....	87.....	22.....	131.....
9th R	5.....	26.....	16.....	47.....
10th R	9.....	77.....	51.....	137.....
11th R	10.....	147.....	54.....	211.....
12th R	13.....	71.....	33.....	117.....
13th R	19.....	113.....	29.....	161.....
11th	9.....	73.....	3.....	85.....
23d	2.....	2.....

26th	5.....	9.....	1.....	15.....	
45th	3.....	3.....	
48th	6.....	45.....	1.....	52.....	311
49th	1.....	1.....	
51st	16.....	75.....	91.....	
53d	21.....	133.....	1.....	155.....	314
57th	18.....	80.....	52.....	150.....	
61st	1.....	3.....	1.....	5.....	
62d	7.....	63.....	70.....	
63d	1.....	21.....	22.....	
68th	2.....	6.....	8.....	
69th	13.....	46.....	6.....	65.....	
71st	3.....	23.....	18.....	44.....	
72d	6.....	65.....	71.....	
81st	15.....	141.....	20.....	176.....	261
82d	3.....	2.....	5.....	
83d	5.....	28.....	3.....	36.....	
84th	6.....	24.....	3.....	33.....	
88th	6.....	33.....	5.....	44.....	
90th	5.....	66.....	9.....	80.....	
91st	9.....	46.....	20.....	75.....	
93d	1.....	3.....	4.....	
95th	4.....	4.....	
96th	1.....	1.....	
99th	3.....	60.....	3.....	66.....	
105th	2.....	23.....	6.....	31.....	
106th	5.....	69.....	4.....	78.....	
107th	3.....	47.....	6.....	56.....	171
110th	3.....	11.....	1.....	15.....	
114th	8.....	27.....	17.....	52.....	
115th	1.....	1.....	
116th	7.....	67.....	14.....	88.....	247
118th	5.....	56.....	37.....	98.....	
119th	6.....	2.....	8.....	
121st	14.....	144.....	10.....	138.....	
122d	1.....	1.....	
123d	15.....	106.....	13.....	134.....	
126th	12.....	66.....	14.....	92.....	632
127th	12.....	114.....	20.....	146.....	
129th	17.....	100.....	22.....	139.....	
130th	5.....	71.....	3.....	79.....	
131st	22.....	138.....	15.....	175.....	
132d	7.....	80.....	20.....	107.....	340
133d	20.....	145.....	19.....	184.....	
134th	14.....	109.....	25.....	148.....	
136th	9.....	89.....	8.....	106.....	
139th	3.....	3.....	6.....	
141st	1.....	4.....	5.....	

142d	16	182	45	243
145th	34	152	43	229
155th	6	58	4	68
1st Cav.		3		3
4th "	1			1
1st Art. A.	5	7		12
" B.	1	4		5
" G.	1	3	4	8
Battery C.	2	4	5	11

RHODE ISLAND.

2d		7		7
4th	1	9	6	16
7th	11	132	15	158
12th	6	96	6	108
1st Art. A.		2		2
" B.		16		16
" C.	1			1
" D.		2		2
" E.	2	3		5
" G.		1		1

REGULARS.

1st		5		5
2d		15	4	19
3d	1	14		15
4th	3	15	1	19
6th	5	22	1	28
7th	2	26	9	37
10th	1	4		5
11th	1	20		21
12th	1	9	3	13
14th		4		24
17th	3	19		22
19th		3		3
2d Sharp.		1		1
1st Art. I.		6		6
2d " D.		2		2
" G.	2	8		10
3d " FK.		5		5
4th " A.		1		1
" B.	2	6		8
" C.	1	4		5
" E.	3	10		13
" K.			1	1
5th " C.K.		2		2
" I.		2		2
Engineers		1	2	3

WEST VIRGINIA.

7th	3	31	3	37
-----	---	----	---	----

WISCONSIN.

2d	1.....	1.....	11.....
5th	4.....	4.....
6th	3.....	3.....
7th	1.....	8.....	3.....	12.....

VERMONT.

2d	5.....	56.....	61.....
3d	2.....	9.....	11.....
4th	11.....	43.....	2.....	56.....
5th	2.....	11.....	13.....
6th	1.....	1.....

SCATTERING.

Scattering	3.....	26.....	3.....	32.....
------------	--------	---------	--------	---------

LOSS BY STATES.**RECAPITULATION.**

States.	Regts.	Average.	Killed.	Wounded.	Missing.	Total.
Conn.	7....	3....	22....	190....	46....	258
Del.	2....	7....	14....	115....	18....	147
Ind.	4....	1....	6....	97....	12....	115
Maine	9....	6....	60....	387....	77....	524
Mass.	20....	5....	108....	831....	89....	1028
Md.	1....	2....	2....	11....	12....	25
Mich.	11....	4....	47....	244....	19....	310
Minn.	2....	13....	2....	15
N. H.	8....	6....	51....	549....	75....	675
N. J.	13....	3....	46....	420....	124....	590
N. Y.	74....	4....	304....	2163....	350....	2817
Ohio	2....	5....	10....	67....	1....	78
Penn.	68....	8....	539....	3836....	885....	5260
R. I.	4....	5....	21....	268....	27....	316
U. S.	14....	1....	25....	208....	21....	254
Vt.	5....	4....	21....	119....	2....	142
Wis.	4....	2....	25....	3....	30
W. Va.	1....	3....	3....	31....	3....	37
Seat'g	3....	26....	3....	32
Total	249....	5	1,284..	9,600..	1,769	12,653

BATTLES COMPARED.

149 regiments at Chickahominy	averaged 11 killed.
165	Manassas averaged 10 killed.
249	Fredericksburg averaged 5 killed. ✓
259	Gettysburg averaged 12 killed.
107	Shiloh averaged 16 killed.

CASUALTIES OF BATTERIES COMPARED.

	Killed	Wounded	Missing	Total	Engaged
32 Union Batteries..	26.....	139.....	6.....	171.....	3,446
29 Rebel Batteries...	30.....	216.....	246.....	3,000

REBEL ARMY.—FREDERICKSBURG.

ALABAMA.					
Regiments.	Killed.	Wounded.	Missing.	Total.	Engaged
3d	1	2		3	
4th	3	16		19	
5th	3	19		22	
6th	1	7		8	
11th	3	5		8	
15th	1	34		35	
26th		4		4	
44th		1		1	
48th		5		5	
FLORIDA.					
5th		1		1	
8th	7	37		44	
GEORGIA.					
2d	1			1	
3d	1			1	
4th	1	6		7	
6th		3		3	
7th		6		6	
8th	1	2		3	
9th		1		1	
12th	4	16		20	
13th	2	12		14	
14th	22	110		132	
15th	1	6		7	
16th	4	61		65	
17th		3		3	
18th		30		30	
19th	15	39		54	
20th		2		2	
21st	3	24		27	
23d		2		2	
26th	5	48		53	
27th		2		2	
28th		8		8	
31st	15	63		78	
35th	7	82		89	
38th	10	91		101	
44th	1	1		2	
45th	5	43		48	
49th	8	53		61	
60th	6	72		78	
61st	17	83		100	
Legion	13	56		69	
LOUISIANA.					
1st		8		8	
2d		7		7	
5th		8		8	
6th		12		12	
7th		7		7	
8th		6		6	
9th	5	7		12	
10th		7		7	

14th	5.....	5.....
15th	1.....	4.....	5.....
MISSISSIPPI.				
12th	5.....	5.....
13th	23.....	23.....
16th	13.....	13.....
17th	13.....	13.....
18th	18.....	18.....
19th	6.....	6.....
21st	11.....	11.....
48th	1.....	3.....	4.....
3 Batteries	6.....	6.....

NORTH CAROLINA.

1st	15.....	15.....
2d	4.....	17.....	21.....
3d	3.....	3.....
4th	4.....	21.....	25.....
5th	1.....	3.....	4.....
6th	5.....	20.....	25.....
7th	5.....	81.....	86.....
12th	5.....	5.....
13th	7.....	30.....	37.....
14th	4.....	4.....
15th	103.....	103.....
16th	6.....	48.....	54.....
18th	13.....	77.....	90.....
20th	3.....	3.....
21st	24.....	24.....
22d	1.....	44.....	45.....
23d	1.....	1.....
24th	4.....	24.....	28.....
25th	13.....	75.....	88.....
27th	2.....	13.....	15.....
28th	16.....	49.....	65.....
30th	9.....	9.....
33d	9.....	32.....	41.....
34th	2.....	17.....	19.....
35th	9.....	20.....	29.....
46th	58.....	58.....
48th	17.....	161.....	178.....
49th	9.....	9.....

SOUTH CAROLINA.

1st	15.....	58.....	73.....
2d	40.....	40.....
3d	119.....	119.....
6th	1.....	1.....
7th	35.....	35.....
8th	7.....	7.....
12th	1.....	7.....	8.....
13th	3.....	52.....	55.....
14th	28.....	28.....
15th	47.....	47.....
Sharpsh'rs	4.....	4.....
2d Rifles	3.....	3.....
3d Battalim	1.....	1.....
Orr's Rifle	21.....	149.....	170.....

TENNESSEE.

1st	5.....	52.....	57.....
7th	5.....	33.....	38.....
14th	4.....	55.....	59.....

TEXAS.

4th	1.....	1.....
5th	5.....	5.....

VIRGINIA.

1st	9.....	9.....
2d	2.....	19.....	21.....
3d	5.....	5.....
4th	12.....	12.....
5th	11.....	11.....
6th	1.....	1.....
7th	4.....	4.....
11th	13.....	13.....
13th	3.....	19.....	22.....
21st	4.....	4.....
22d	2.....	25.....	27.....
23d	1.....	1.....
24th	7.....	7.....
25th	1.....	13.....	14.....
31st	2.....	14.....	16.....
37th	3.....	3.....
41st	2.....	4.....	6.....
42d	1.....	25.....	26.....
44th	2.....	13.....	15.....
47th	7.....	38.....	45.....
48th	7.....	7.....
49th	6.....	46.....	52.....
52d	13.....	13.....
55th	1.....	10.....	11.....
58th	3.....	6.....	9.....
61st	1.....	1.....
9th Cavalry	1.....	1.....
15th Cavalry	6.....	6.....

SCATTERING.

26 Batter's 30	201.....	231.....
Scattering	3.....	3.....

LOSS BY STATES.

RECAPITULATION.

States.	Regts.	Average.	Killed.	Wounded.	Missing.	Total.
Ala.	9....	1....	12....	93....	105
Fla.	2....	3....	7....	38....	45
Ga.	30....	4....	142....	925....	1067
La.	10....	6....	71....	77
Miss.	8....	1....	98....	99
N. C.	28....	4....	118....	966....	1084
S. C.	14....	3....	40....	551....	591
Tenn.	3....	5....	14....	140....	154
Texas	2....	1....	5....	6
Va.	28....	1....	32....	330....	362
26 Bat's	30....	201....	231
Scat'g	55....	325....	380
Total,	134....	3....	458..	3,743....	4,201

The above report is one of those glaring military falsehoods resorted to by generals to make their cause look bright and at the same time belittle their opponents. The 3d South Carolina reported 119 wounded, none killed; the 15th North Carolina 103 wounded, none killed, with many other regimental reports equally impossible and improbable. The Union army was not equipped with pop guns but the best arms the world was acquainted with, and handled largely by practical marksmen who shot to kill.

BATTLE OF GETTYSBURG.*July 1, 2 & 3, 1863.*

Copyright by W. P. KREMER, 1898.

CONNECTICUT.

Regts.	Killed.	Wounded.	Missing.	Total.	Engaged
5th	2.....	5.....	7.....	221
14th	10.....	52.....	4.....	66.....	185
17th	20.....	81.....	96.....	197.....	386
20th	5.....	22.....	1.....	28.....	321
27th	10.....	23.....	4.....	37.....	
2d Art.	3.....	2.....	5.....	

DELAWARE.

1st	10.....	54.....	13.....	77.....	
2d	11.....	61.....	12.....	84.....	

ILLINOIS.

82d	4.....	19.....	89.....	112.....	
8th Cav.	1.....	5.....	1.....	7.....	
12th "	4.....	10.....	6.....	20.....	

INDIANA.

7th	2.....	5.....	3.....	10.....	
14th	6.....	25.....	31.....	
19th	27.....	133.....	50.....	210.....	
20th	32.....	114.....	10.....	156.....	386
27th	23.....	86.....	1.....	110.....	339
1st Cav.	3.....	3.....	
3d "	6.....	21.....	5.....	32.....	

MAINE.

1st	1.....	4.....	5.....	
3d	18.....	59.....	45.....	122.....	210
4th	11.....	59.....	74.....	144.....	
7th	6.....	6.....	
16th	9.....	59.....	164.....	232.....	
17th	18.....	112.....	3.....	133.....	
19th	29.....	170.....	4.....	203.....	
20th	29.....	91.....	5.....	125.....	386
1st Cav.	1.....	2.....	3.....	
Art B.	18.....	18.....	
" E.	3.....	13.....	7.....	23.....	
" F.	13.....	13.....	

MARYLAND.

3d	1.....	7.....	8.....	
1st H. G.	23.....	80.....	1.....	104.....	
1st E. S.	5.....	18.....	2.....	25.....	
1st Cav.	2.....	1.....	3.....	

MASSACHUSETTS.

1st	16.....	83	21.....	120.....
2d	23.....	109.....	4.....	136.....320
7th	6.....	6.....
9th	1.....	6.....	7.....
10th	4.....	5.....	9.....
11th	23.....	96.....	10.....	129.....
12th	5.....	52.....	62.....	119.....
13th	7.....	77.....	101.....	185.....300
15th	23.....	97.....	28.....	148.....239
16th	15.....	53.....	13.....	81.....
18th	1.....	23.....	3.....	27.....
19th	9.....	61.....	7.....	77.....
20th	30.....	94.....	3.....	127.....
22d	3.....	27.....	1.....	31.....
28th	8.....	57.....	35.....	100.....240
32d	13.....	62.....	5.....	80.....242
33d	7.....	38.....	45.....
37th	2.....	26.....	19.....	47.....
1st Sharp.	2.....	6.....	8.....
5th Art. E.	2.....	14.....	16.....
9th Battery	8.....	18.....	2.....	28.....
Battery	2.....	12.....	14.....
“ C.	6.....	6.....

MICHIGAN.

1st	5.....	33.....	4.....	42.....
3d	7.....	31.....	7.....	45.....
4th	25.....	64.....	76.....	165.....342
5th	19.....	86.....	4.....	109.....
7th	21.....	44.....	65.....
16th	23.....	34.....	3.....	60.....175
24th	67.....	210.....	86.....	363.....496
1st Cav.	10.....	43.....	20.....	73.....
5th “	8.....	30.....	18.....	56.....
6th “	1.....	26.....	1.....	28.....
7th “	13.....	48.....	39.....	100.....
9th Art.	1.....	4.....	5.....

MINNESOTA.

1st Inft. }	50.....	173.....	1.....	224.....
2d S'ters }				

NEW HAMPSHIRE.

2d	20.....	137.....	36.....	193.....354
5th	27.....	53.....	80.....165
12th	20.....	70.....	2.....	92.....
1st Bat.	3.....	3.....

NEW JERSEY.

2d	6.....	6.....448
3d	2.....	2.....367
5th	13.....	65.....	16.....	94.....200

6th	1.....	32.....	8.....	41.....	
7th	15.....	86.....	13.....	114.....	
8th	7.....	38.....	2.....	47.....	
11th	17.....	124.....	12.....	153.....	275
12th	23.....	83.....	9.....	115.....	
13th	1.....	20.....		21.....	347
15th		3.....		3.....	492
1st Cav.		9.....		9.....	356
1st Bat.	2.....	7.....		9.....	
2d Bat.	1.....	16.....	3.....	20.....	

NEW YORK,

10th*	2.....	5.....	9.....	16.....	98
39th	15.....	80.....		95.....	322
40th	23.....	120.....	7.....	150.....	606
41st	15.....	58.....	2.....	75.....	208
42d	15.....	55.....	4.....	74.....	191
43d	2.....	2.....	1.....	5.....	403
44th	26.....	82.....	3.....	111.....	460
45th	11.....	35.....	178.....	224.....	447
49th		2.....		2.....	414
52d	2.....	26.....	10.....	38.....	351
54th	7.....	47.....	48.....	102.....	216
57th	4.....	28.....	2.....	34.....	179
58th	2.....	15.....	3.....	26.....	222
59th	6.....	28.....		34.....	182
60th	11.....	41.....		52.....	273
61st	6.....	56.....		62.....	112
62d	1.....	11.....		12.....	426
63d	5.....	10.....	8.....	23.....	81
64th	15.....	64.....	19.....	98.....	221
65th	4.....	5.....		9.....	550
66th	5.....	29.....	10.....	44.....	176
67th			1.....	1.....	356
68th	8.....	63.....	67.....	138.....	264
69th	5.....	14.....	6.....	25.....	75
70th	20.....	93.....	4.....	117.....	371
71st	10.....	68.....	13.....	91.....	243
72d	7.....	79.....	28.....	114.....	305
73d	51.....	103.....	8.....	162.....	507
74th	12.....	74.....	3.....	89.....	504
76th	32.....	132.....	70.....	234.....	375
78th	6.....	21.....	3.....	30.....	200
80th	35.....	111.....	24.....	170.....	289
82d	45.....	132.....	15.....	192.....	461
83d	6.....	18.....	58.....	82.....	215
84th	13.....	105.....	99.....	217.....	450
86th	11.....	51.....	4.....	66.....	268
88th	7.....	17.....	4.....	28.....	90

*Only part of the New York regiments officially reported the number engaged. State figures supplied the balance.

94th	12	58	175	245	445
95th	7	62	46	115	261
97th	12	36	78	126	287
102d	4	17	8	29	248
104th	11	91	92	194	309
107th		2		2	319
108th	16	86		102	305
111th	58	177	14	249	390
119th	11	70	59	149	300
120th	32	154	17	203	427
121st		2		2	470
122d	10	32	2	44	456
123d	3	10	1	14	495
124th	28	57	5	90	240
125th	26	104	9	139	470
126th	40	181	10	231	510
134th	42	151	59	252	489
136th	17	89	3	109	552
137th	40	87	10	137	456
140th	26	89	18	133	526
145th	1	9		10	245
146th	4	24		28	534
147th	60	144	92	296	380
149th	6	46	3	55	318
150th	7	23	15	45	579
154th	1	21	178	200	609
157th	27	166	114	307	431
5th Cav.	1	1	4	6	828
6th "	1	4	8	13	650
8th "	2	22	16	40	623
9th "	2	2	7	11	395
10th "	2	4	3	9	392
1st Art. B.	10	16		26	117
" D.		10	8	18	116
" G.		7		7	84
" I.	3	10		13	141
" K.		7		7	49
" L.	1	15	1	17	89
1st Bat.	4	8		12	111
4th "	2	10	1	13	135
5th "	1	2		3	146
6th "		1		1	111
10th "	2	3		5	98
13th "		8	3	11	118
15th "	3	13		16	70
OHIO.					
4th	9	17	5	31	299
5th	2	16		18	
7th	1	17		18	280

8th	18	83	1	102
25th	9	100	75	184
29th	7	31		38
55th	6	31	12	49
61st	6	36	12	54
66th		17		17
73d	21	120	4	145
75th	16	74	96	186
82d	17	85	79	181
107th	23	111	77	211
1 Art. H.	2	5		7
1 " I.		13		13
1 " K.	2	11	2	15
1 " L.		2		2

PENNSYLVANIA.

1st Reserve	8	38		46
2d "	3	33	1	37
5th "		2		2
6th "	2	22		24
9th "		5		5
10th "	2	3		5
11th "	3	38		41
12th "	1	1		2
13th "	7	39	2	48
11th	6	66	60	132
23d	1	13		14
26th	30	176	7	213
27th	6	29	76	111
28th	3	23	2	58
29th	15	43	8	66
46th	2	10	1	13
53d	7	67	6	80
56th	14	61	55	130
57th	11	46	58	115
61st		1	1	2
62d	28	107	40	175
63d	1	29	4	34
68th	13	126	13	152
69th	40	80	17	137
71st	21	58	19	98
72d	44	146	2	192
73d	7	27		34
74th	10	40	60	110
75th	19	89	3	111
81st	5	49	8	62
82d		6		6
83d	10	45		55
88th	4	55	51	110

90th	8.....	45.....	40.....	93.....
91st	3.....	16.....	19.....
93d	10.....	10.....
95th	1.....	1.....	2.....
96th	1.....	1.....
98th	11.....	11.....
99th	18.....	81.....	11.....	110.....
105th	8.....	115.....	9.....	132.....
106th	9.....	54.....	1.....	64.....
107th	11.....	56.....	98.....	165.....
109th	3.....	6.....	1.....	10.....
110th	8.....	45.....	53.....
111th	5.....	17.....	22.....
114th	9.....	86.....	60.....	155.....
115th	3.....	18.....	3.....	24.....
116th	2.....	11.....	9.....	22.....
118th	3.....	19.....	3.....	25.....
119th	2.....	2.....
121st	12.....	106.....	61.....	179.....
139th	1.....	19.....	20.....
140th	37.....	144.....	60.....	241.....
141st	25.....	103.....	21.....	149.....
142d	13.....	128.....	70.....	211.....
143d	21.....	141.....	91.....	253.....
145th	11.....	69.....	10.....	90.....
147th	5.....	15.....	20.....
148th	19.....	101.....	5.....	125.....
149th	53.....	172.....	111.....	336.....
150th	35.....	152.....	77.....	264.....
151st	51.....	211.....	75.....	337.....
153d	23.....	142.....	46.....	211.....
155th	6.....	13.....	19.....
1st Cavalry	2.....	2.....
3d "	15.....	6.....	21.....
4th "	1.....	1.....
6th "	3.....	7.....	2.....	12.....
16th "	2.....	4.....	6.....
17th "	4.....	4.....
18th "	2.....	4.....	8.....	14.....
1st Art. B,	3.....	9.....	12.....
" E,	3.....	3.....
" G. F,	6.....	14.....	3.....	23.....
" C. F,	2.....	13.....	3.....	18.....
RHODE ISLAND.				
2d	1.....	5.....	1.....	7.....
1st Art. A,	3.....	28.....	1.....	32.....
" B,	7.....	19.....	2.....	28.....
" E,	3.....	26.....	1.....	30.....

VERMONT.

4th	1.....	1.....
13th	10.....	103.....	10.....	123.....
14th	19.....	67.....	21.....	107.....
16th	16.....	102.....	1.....	119.....
1st Cav.	13.....	25.....	27.....	65.....

WISCONSIN.

2d	26.....	155.....	52.....	233.....	302
3d	2.....	8.....	10.....	246
6th	30.....	116.....	22.....	168.....	
7th	21.....	105.....	52.....	178.....	
26th	26.....	129.....	62.....	217.....	

WEST VIRGINIA.

7th	5.....	41.....	1.....	47.....
1st Cav.	4.....	4.....	4.....	12.....
3d "	4.....	4.....
1st Art.C.	2.....	2.....	4.....

U. S. REGULARS.

2d	6.....	55.....	6.....	67.....	
3d	6.....	66.....	1.....	73.....	
4th	10.....	30.....	40.....	
6th	4.....	40.....	44.....	
7th	12.....	45.....	2.....	59.....	166
10th	16.....	32.....	3.....	51.....	93
11th	19.....	92.....	9.....	120.....	286
12th	8.....	71.....	13.....	92.....	
14th	18.....	110.....	4.....	132.....	
17th	25.....	118.....	7.....	150.....	265
1st Sharp.	6.....	37.....	6.....	49.....	250
2d Sharp.	5.....	23.....	15.....	43.....	250
1st Cav.	1.....	9.....	5.....	15.....	
2d "	3.....	7.....	7.....	17.....	
5th "	4.....	1.....	5.....	
6th* "	6.....	28.....	208.....	242.....	
1st Art. I.	1.....	24.....	25.....	
" K.	2.....	1.....	3.....	
2d " A.M.	13.....	13.....	
3d " F. K.	9.....	14.....	1.....	24.....	
4th " A.	6.....	32.....	38.....	
" B.	2.....	31.....	3.....	36.....	
" E.	1.....	1.....	
" F.	1.....	1.....	
" G.	2.....	11.....	4.....	17.....	
" K.	2.....	19.....	4.....	25.....	
5th " D.	7.....	6.....	13.....	
" I.	1.....	19.....	2.....	22.....	
" K.	5.....	5.....	
4 Batteries	4.....	39.....	1.....	44.....	

SCATTERING.

Scattering	5.....	56.....	1.....	62.....
------------	--------	---------	--------	---------

*This loss occurred at Fairfield, Pa., and not at Gettysburg.

CASUALTIES BY STATES.

RECAPITULATION.

States.	Regts.	Average.	Killed.	Wounded.	Missing.	Total.
Conn.	5	9	45	183	112	340
Del.	2	10	21	115	25	161
Ill.	3	3	9	34	96	139
Ind.	7	13	96	384	72	552
Maine	9	12	119	606	303	1027
Md.	3	9	29	107	4	140
Mass.	19	10	200	1015	319	1534
Minn.	1	50	50	173	1	224
Mich.	11	18	200	653	258	1111
New H.	3	22	67	263	38	368
New Y.	70	14	980	4010	1761	6751
N. J.	11	7	80	491	63	634
Ohio	13	10	139	771	363	1272
Penn.	72	10	745	3752	1386	5883
R. I.	1	14	14	78	5	97
Vt.	5	11	58	298	59	415
W. Va.	3	3	11	47	9	67
Wis.	5	21	105	513	188	806
U. S.	16	11	182	982	302	1466
Scot.			5	56	1	62
Total,	259	12	3,155	14,529	5,265	23,049

Miss Jennie Ward, a girl 16 years old was killed in her house during the battle, but the fatal shot was accidental.

John Burns, a citizen of the town, 75 years old, after giving much valuable information about the country and the position of the enemy on the morning of the beginning of the battle, stated that Gettysburg was his home: that he knew how to shoot, and that he desired a rifle and an opportunity to help defend his home. His request was granted and he took a position on the skirmish line, where the aged patriot was severely though not fatally wounded.

Rebel army retreated during the night of July 3, and Union army held the battle field, but did not follow or try to take advantage of the victory until the 5th when the opportunity to destroy or capture the army had passed.

The actual effective force carried into action is unknown, but a close approximation can be obtained by taking an average; for instance 69 regiments reported the number in action. The average from the aggregate of the regiments reported is 315. Multiply this by 259, the number of regiments engaged, and add 67 batteries of 125 men each, and we have a total effective force of 89,960.

BATTLES COMPARED.

259 Regiments at Gettysburg averaged 12 killed
 107 " " Shiloh averaged 16 killed.

125	"	Stone River averaged 14 killed.
48	"	Perryville averaged 19 killed.
35	"	Bull Run averaged 13 killed
145	"	Chickamauga averaged 11 killed
249	"	Fredericksburg averaged 5 killed.

ARTILLERY AT GETTYSBURG.

	Killed	wounded	missing	total	Engaged
67 Batteries	112.....	597.....	54.....	763.....	8,000

CAVALRY AT GETTYSBURG.

29 Regiments	81.....	310.....	202.....	593.....	22,000
--------------	---------	----------	----------	----------	--------

The Artillery and Cavalry shown in the exhibit above were fully one-third of the Union army, with 30,000 horses. The casualties of the infantry were nearly seven times as many as the cavalry and artillery combined.

The artillery had 320 guns engaged and fired 32,781 shots, or nearly 100 rounds per cannon. 52 reserve cannons not engaged. 881 horses killed, which included all wounded so as to be unfit for service.

CASUALTIES BY DAYS—GETTYSBURG.

	Killed	wounded	missing	total	engaged
First Day	847....	3,989....	3,566....	8,402....	
Second Day	1,825....	8,528....	1,277....	11,630....	
Third Day	483....	2,012....	522....	3,017....	
Total three days	3,155....	14,529....	5,365....	23,049....	89,960

ARTILLERY CASUALTIES COMPARED.

		Killed	wounded	missing	total	Engaged
67 Batteries	Gettysburg.....	112....	597....	54....	763....	
32	" Fredericksburg	26....	139....	6....	171....	
32	" Antietam.....	36....	172....	15....	223....	
24	" Shiloh.....	28....	210....	9....	247....	
29	" Chickamauga ..	63....	277....	74....	414....	
5th Art. H., U.S.,	" ..	13....	18....	13....	44....	
1st N.Y. Art. B.	Gettysburg....	10....	16....		26....	
11th Ohio Battery,	Iuka. Miss.	16....	35....	3....	54....	

CAVALRY CASUALTIES COMPARED.

29 Regiments	Gettysburg	81....	310....	202....	593....	
21	" Cedar Creek ...	31....	149....	82....	262....	
23	" Trevilian Raid.	99....	462....	397....	958....	

REGIMENTAL CASUALTIES COMPARED

24th Michigan,	Gettysburg... 67....	210....	86....	363....	496
9th Mass.	Chickahominy ... 69....	281....	43....	393....	
11th Illinois,	Ft. Donelson... 70....	181....	88....	339....	500
1st Kansas,	Wilson Creek... 77....	187....	20....	284....	800
5th New York,	Manassas.... 79....	170....	48....	297....	
39th Missouri,	Centralia.....122....	2....		124....	147

REBEL ARMY.—GETTYSBURG.

ALABAMA.

Regts.	Killed.	Wounded.	Missing,	Total.	Engaged
3d	12.....	79.....		91.....	
4th	17.....	49.....		66.....	
5th★	21.....	109.....		130.....	
6th	18.....	113.....		131.....	350
8th★	22.....	139.....		161.....	
9th★	3.....	55.....		58.....	
10th★	13.....	91.....		104.....	
11th★	6.....	69.....		75.....	
12th	13.....	65.....		78.....	271
13th★	6.....	36.....		42.....	
14th★	7.....	41.....		48.....	
15th	17.....	66.....		83.....	
26th	5.....	41.....		46.....	
44th	24.....	64.....		88.....	
47th	10.....	30.....		40.....	
48th	8.....	67.....		75.....	
5th Battery		26.....		26.....	

ARKANSAS.

3d	26.....	116.....		142.....	
----	---------	----------	--	----------	--

FLORIDA.

2d	11.....	70.....		81.....	
5th	12.....	63.....		75.....	
8th	10.....	84.....		94.....	

GEORGIA.

2d	25.....	66.....		91.....	
3d*		100.....		100.....	
4th	9.....	29.....	7.....	45.....	
7th		15.....		15.....	
8th	25.....	114.....		139.....	
9th	28.....	115.....		143.....	340
10th	9.....	77.....		86.....	
11th	32.....	162.....		194.....	
12th	4.....	35.....	10.....	49.....	
13th	20.....	83.....		103.....	
14th	5.....	27.....		32.....	
15th	8.....	64.....		72.....	
16th		52.....		61.....	
17th	15.....	75.....		90.....	
18th	3.....	16.....		19.....	

*See note at conclusion of report, page 134.

20th	21	83	104
21st	1	11	5	17
22d	21	75	96
24th	4	32	36
26th	2	4	5	11
31st	9	34	43
35th	6	42	48
38th	12	51	29	92
44th	12	49	9	68
45th	35	35
48th	16	74	90
49th	5	32	37
50th	10	68	78
51st	8	47	55
53d	15	72	87
59th	18	92	110
60th	4	29	5	38
61st	24	69	93
2d Batt'on	3	46	49
Cavalry,	8	6	7	21
Cavalry,	1	9	10
Artillery	1	6	7
Artillery	4	14	18
C. Legion,	2	20	22
P. Legion,	4	24	28

LOUISIANA

1st	9	30	39
2d	10	52	62
5th	5	31	13	49
6th	5	34	21	60
7th	8	43	6	57
8th	8	54	13	75
9th	10	39	23	72
10th	14	77	91
14th	9	56	65
15th	2	36	38
4 Batteries	3	26	16	45

MISSISSIPPI.

2d★	49	183	232
11th★	32	170	202
12th	7	7
13th	28	137	165
16th	2	17	19
17th	40	160	200
18th	18	82	100
19th	4	23	27
21st	16	87	103
42d★	60	205	265

48th Cavalry	6.....	24.....	30.....
	4.....	10.....	1.....	15.....

MARYLAND.

1st Battery	25.....	119.....	144.....	400
"	4.....	12.....	16.....	
	1.....	4.....	5.....	

NORTH CAROLINA.

1st	4.....	48.....	52.....	
2d	4.....	27.....	1.....	32.....	
3d	29.....	127.....	156.....	
4th	8.....	24.....	24.....	56.....	
5th	31.....	112.....	143.....	
6th	20.....	131.....	21.....	172.....	472
7th	5.....	84.....	89.....	
11th★	50.....	159.....	209.....	
12th	10.....	46.....	56.....	
13th★	29.....	97.....	126.....	
14th	5.....	37.....	2.....	44.....	
16th★	16.....	50.....	66.....	
18th	4.....	41.....	45.....	
20th	29.....	93.....	122.....	
21st	9.....	65.....	37.....	111.....	
22d★	20.....	69.....	89.....	
23d	41.....	93.....	134.....	
26th★*	86.....	502.....	588.....	800
28th	12.....	92.....	104.....	
30th	6.....	34.....	5.....	45.....	
32d	26.....	116.....	142.....	
33d	10.....	53.....	63.....	
34th★	16.....	48.....	64.....	
37th	10.....	78.....	88.....	
38th★	21.....	58.....	79.....	
43d	21.....	126.....	147.....	
45th	46.....	173.....	219.....	
47th★	21.....	140.....	161.....	
52d	33.....	114.....	147.....	
53d★	13.....	104.....	117.....	
55th★	39.....	159.....	198.....	
57th	6.....	20.....	36.....	62.....	
2d Batt'n	29.....	124.....	153.....	
1st Cav.	2.....	17.....	4.....	23.....	
Artillery	1.....	6.....	7.....	

SOUTH CAROLINA.

2d	27.....	125.....	2.....	154.....
3d	18.....	63.....	2.....	83.....
7th	18.....	85.....	7.....	110.....
8th	21.....	79.....	100.....

*See note at conclusion of report.

12th	20.....	112.....	132.....
13th	31.....	99.....	130.....
14th	27.....	182.....	209.....
15th	21.....	98.....	18.....	137.....
1st P. A.	20.....	75.....	95.....
1st Rifles	2.....	9.....	11.....
3d Batt'n	10.....	33.....	3.....	46.....
1st Cav.	1.....	9.....	4.....	14.....
2d Cav.	1.....	6.....	7.....

TEXAS.

1st	24.....	54.....	78.....
4th	14.....	73.....	87.....
5th	23.....	86.....	109.....

TENNESSEE.

1st P. A.★	2.....	40.....	42.....
7th★	5.....	18.....	23.....
14th★	3.....	24.....	27.....

VIRGINIA.

1st★	2.....	62.....	64.....
2d	1.....	13.....	14.....
3d★	16.....	51.....	67.....
4th	8.....	78.....	86.....
5th	5.....	46.....	51.....
6th	3.....	3.....
7th★	15.....	79.....	94.....
8th★	6.....	48.....	54.....
9th★	71.....	71.....
10th	4.....	17.....	21.....
11th★	12.....	97.....	109.....
12th	2.....	12.....	14.....
14th★	17.....	91.....	108.....
16th	2.....	7.....	9.....
18th★	10.....	77.....	87.....
19th★	10.....	34.....	44.....
21st	6.....	29.....	35.....
23rd	4.....	14.....	18.....
24th★	17.....	111.....	128.....
25th	3.....	37.....	40.....
27th	7.....	34.....	41.....
28th★	19.....	58.....	77.....
31st	20.....	7.....	27.....
33d	11.....	37.....	48.....
37th	10.....	44.....	54.....
38th★	23.....	147.....	170.....
40th★	4.....	38.....	42.....
41st	1.....	11.....	12.....
42d	8.....	48.....	56.....
44th	3.....	14.....	17.....

47th★	10.....	38.....	48.....
48th	15.....	43.....	58.....
49th	12.....	78.....	10.....	100.....
50th	13.....	47.....	60.....
52d	15.....	15.....
53d★	17.....	87.....	104.....
55th★	8.....	26.....	34.....
56th★	22.....	40.....	62.....
57th★	26.....	95.....	121.....
61st	2.....	10.....	12.....
22d Bat'l. ★	3.....	21.....	24.....
1st Cav.	4.....	8.....	10.....	22.....
2d "	1.....	3.....	1.....	5.....
3d "	5.....	1.....	6.....
4th "	17.....	17.....
6th "	4.....	19.....	5.....	28.....
7th "	8.....	21.....	1.....	30.....
9th "	6.....	6.....	12.....
10th "	1.....	9.....	2.....	12.....
13th "	1.....	11.....	5.....	17.....
Artillery	21.....	81.....	102.....
SCATTERING.				
Scattering	53.....	279.....	3550.....	3882.....

CASUALTIES BY STATES.

RECAPITULATION.

States.	Regts.	Average.	Killed.	Wounded.	Missing.	Total.
Alabama	16..	12..	202..	1130....	1332
Arkansas	1..	26..	26....	116....	142
Florida	3..	11..	33....	217....	205 ..	455
Georgia	38..	13..	401..	2054....	722 ..	3177
Louisiana	10..	8..	83 ..	478....	92 ..	653
Maryland	1..	30..	30....	135....	165
Mississippi	12..	21..	259..	1105....	91 ..	1455
N. Car.	34..	20..	712..	3267....	130 ..	4109
S. Car.	13..	16..	217..	975....	36 ..	1228
Tennessee	3..	3..	10....	82....	92
Texas	3..	21..	61 ..	213....	120....	394
Virginia	49..	8..	394..	2091....	65....	2550
Artillery	111..	567....	149 ..	827
Scattering	53 ..	279....	3550....	3882
Total,	183	14	2,592..	12,709....	5,150 ..	20,451

★All marked thus in the charge July 3.

*3d Georgia reported 100 wounded, none killed, which seems improbable.

In this battle much has been said and written of a charge the Rebels made on July 3d. The assaulting party consisted of 42 regiments, the greater part of which had been under fire for two days and it is unreasonable to suppose that they had met with no casualties during that period;

but in order to give these regiments all the honor which belongs to them, we assume that the casualties all did occur during the assault, and conceding this, we find no remarkable fighting or loss—Only 18 per regiment killed!

When we compare this with State troops in other engagements, as the

29 Illinois Regiments at Shiloh averaging 25 killed,	
11 Iowa " " " 23 killed,	
48 Union " Perryville averaging 19 killed,	
14 Alabama " (Confed.) at Chickahominy averaging 36,	
36 N. Car. " " " " 17, or	
10 Miss. " " " " 26	

this charge loses much, if not all of the halo of glory that has been thrown around it.

Of the strength of the Rebel army, little is known. Care must have been taken to surpress facts from Regimental reports as only six are found. Taking this for a starter, we find an average of 442, multiply this by 183, the number of regiments engaged and we have an aggregate of 80,886. Add to this 6,100 for 61 Batteries and we have a total of 86,986.

The strength of the contending armies were therefore, about equal.

REBEL NONSENSE COMPARED.

	K	W	M	T	E
3d Georgia, Gettysburg.	100	100	100
9th Virginia "	71	71	71
3d S. C., Fredericksburg	119	119	119
48th Alabama, Manassas.....	50	50	50
5th Texas "	15	224	239

GREENBRIAR RIVER, VA.

October 3, 1861.

INDIANA.

Regts.	Killed.	Wounded.	Missing	Total	Engaged.
7th	8.....	8.....
9th	2.....	6.....	8.....
13th	1.....	1.....	2.....
14th	1.....	6.....	7.....
17th	1.....	3.....	4.....

OHIO.

24th	2.....	3.....	5.....
25th	3.....	3.....

U. S. REGULARS.

4th Battery	1.....	5.....	6.....
Total	8.....	35.....	43.....	5000

REBEL ARMY—GREENBRIAR RIVER.

ARKANSAS.

3d	2.....	9.....	4.....	15.....
----	--------	--------	--------	---------	-------

GEORGIA.

1st	1.....	1.....	2.....
12th	1.....	4.....	5.....

VIRGINIA.

23d	2.....	2.....
31st	1.....	3.....	9.....	13.....
44th	5.....	5.....
2 Batteries	1.....	9.....	10.....
Total	6.....	33.....	13.....	52.....

SKIRMISH AT GRISWOLDVILLE, GA.*November 22, 1864.*

Regts.	Killed.	Wounded.	Missing.	Total.	Engaged
6th Iowa	14.....	42.....	56.....	
46th Ohio	5.....	5.....	199
103d Ills.	4.....	8.....	12.....	
Total,	18.....	55.....	73.....	

GRAND COTEAU OR BUZZARD'S PRAIRIE, LA.*November 3, 1863.***INDIANA.**

60th	4.....	30.....	97.....	131.....
67th	11.....	200.....	211.....
4th Cav.	1.....	1.....

IOWA.

28th	2.....	2.....
------	-------	--------	-------	--------

LOUISIANA.

1st Cav.	3.....	8.....	27.....	38.....
----------	--------	--------	---------	---------

MASSACHUSETTS,

Art	2.....	2.....
-----	-------	-------	--------	--------

NEW YORK.

14th Cav.	2.....	3.....	5.....
-----------	-------	--------	--------	--------

OHIO.

48th	1.....	1.....
83d	4.....	52.....	56.....
96th	11.....	33.....	72.....	116.....
17th Bat.	1.....	2.....	22.....	25.....

WISCONSIN.

23d	6.....	37.....	85.....	128.....
Total,	25.....	129.....	562.....	716.....

A portion of the Union army surrendered through cowardice and caused the disaster.

BATTLE OF GUNTOWN, MISS.*June 10, 1864.***ILLINOIS.**

Regts.	Killed.	Wounded.	Missing.	Total.	Engaged
81st	8	18	183	209	394
95th	14	27	75	116	361
108th	2	9	27	38	145
113th	5	32	112	149	306
120th	9	21	203	233	391
3d & 9th C.	3	18	16	37	237
2d Art. B.	1	3	2	6	77

INDIANA.

93d	24	61	172	257	
7th Cav.	9	16	18	43	350

IOWA.

3d Cav.	5	20	45	70	535
4th "	7	29	13	49	706

MISSOURI.

4th Cav.	3	7	8	18	
10th "		5	2	7	146

MINNESOTA.

9th	7	20	252	279	635
-----	---	----	-----	-----	-----

NEW JERSEY.

2d Cav.	6	9	65	80	
---------	---	---	----	----	--

OHIO.

95th	6	24	162	192	
------	---	----	-----	-----	--

PENNSYLVANIA.

19th Cav.	1	1	27	29	
-----------	---	---	----	----	--

COLORED.

55 & 59h	109	243	160	512	1302
----------	-----	-----	-----	-----	------

CASUALTIES BY STATES.**RECAPITULATION.**

States.	Regts.	Average.	Killed.	Wounded.	Missing.	Total	Engaged
Ills.	7	6	42	128	618	788	1911
Ind.	2	16	33	77	199	390	
Iowa	2	6	12	49	58	119	1241
Mo.	2	1	3	12	10	25	
Minn.	1	7	7	20	252	279	635
N. J.	1	6	6	9	65	80	
Ohio	1	6	6	24	162	192	
Penn.	1	1	1	1	27	29	
Col.	2	54	109	243	160	512	1302
Total	19	11	219	563	1542	2324	8000

Union army stampeded early in the engagement and retreated to Memphis. The infantry marched 90 miles in 48 hours.

REBEL ARMY—GUNTOWN.

ALABAMA.					
Regiments.	Killed.	Wounded.	Missing.	Total.	Engaged
4th	9.....	9.....	
3 Regts.	3.....	13.....	16.....	
KENTUCKY.					
3d	9.....	44.....	53.....	
7th	5.....	34.....	339.....	
8th	2.....	15.....	17.....	
12th	14.....	41.....	55.....	
MISSISSIPPI.					
8th	8.....	48.....	56.....	
15th	7.....	44.....	51.....	
TENNESSEE.					
7th	21.....	33.....	54.....	
15th	5.....	47.....	52.....	
16th	17.....	37.....	54.....	
19th	4.....	18.....	22.....	
2 Batteries	1.....	9.....	10.....	
Scattering	4.....	4.....	

CASUALTIES BY STATES.

RECAPITULATION.

States.	Regts.	Average.	Killed.	Wounded.	Missing.	Total.
Alabama	4.....	3.....	22.....	25
Kentucky	4.....	28.....	30.....	134.....	164
Mississippi	2.....	7.....	15.....	92.....	107
Tenn.	4.....	12.....	47.....	135.....	182
scattering	1.....	13.....	14
Total	14.....	6.....	96.....	396.....	492

HARTSVILLE, KY

December 7th 1862.

ILLINOIS.

Regiments	Killed	Wounded	Missing	Total	Engaged
104th	25.....	131.....	568.....	724.....	

INDIANA.

2d Cav.	357.....	357.....	
13th Bat'y	1.....	2.....	23.....	26.....	

KENTUCKY.

11th Cav.	44.....	44.....	
-----------	-------	-------	---------	---------	--

OHIO.

106th	22.....	41.....	429.....	492.....	
108th	10.....	30.....	413.....	454.....	
Total	58.....	204.....	1834.....	2096.....	

REBEL CASUALTIES.

6 Regts.	21.....	104.....	13.....	139.....	
----------	---------	----------	---------	----------	--

Union army surrendered after a short resistance. The officers who surrendered this body of troops were recommended for dismissal, but were finally permitted to resign,

HARPER'S FERRY.*September 15th, 1862.*

ILLINOIS.						
Regts.	Killed.	Wounded.	Missing.	Total.	Engaged.	
65th	7	810	817		
12th Cav.	2	157	159		
2d Art. M.	100	100		
INDIANA.						
15th Bat'y	3	118	121		
Battery	113	113		
MARYLAND.						
1st	6	6	779	791		
3d	3	9	534	546		
1st Cav.	3	20	23	
OHIO.						
32d	10	58	674	742		
60th	2	6	905	913		
87th	1	1014	1015		
Battery F.	84	84		
NEW YORK.						
12th	560	560		
39th	15	530	545		
111th	5	6	970	981		
115th	11	978	988		
125th	2	1	919	922		
126th	13	42	976	1031		
5th H. Art.	2	265	267		
8th Cav.	92	92		
VERMONT.						
9th	3	744	747		
SCATTERING.						
Hospital	1	1178	1179		

CASUALTIES BY STATES.

States	Regts.	Average	Killed	Wounded	captured	Engaged.
Illinois	2	9 ..	1067	1076
Indiana	3 ..	231	234
Maryland	3	3 ..	9	18 ..	1333	1360
New York	8	3 ..	22	75 ..	5290	5387
Ohio	3	4 ..	13	64 ..	2677	2754
Vermont	1	3 ..	744	747
Hospital	1 ..	1178	1179
Total	44	173	12520 ..	12737

The surrender of this post without making a determined effort to hold it, was one of the worst blunders of the war. The man who ordered the surrender was an officer in the regular army, and was shot and killed after the surrender. The Rebel army numbered about 25,000 men. See Antietam.

BATTLE OF HATCHERS RUN.

Feb. 6th, 7th & 8, 1865.

Regts.	Killed.	Wounded.	Missing.	Total.	Engaged.
CONNECTICUT.					
14th	1.....	5.....	6.....
1st Hy Art.	6.....	3.....	9.....
DELAWARE.					
3d	1.....	11.....	5.....	17.....
4th	1.....	8.....	9.....
MAINE.					
16th	3.....	59.....	11.....	73.....
17th	3.....	3.....
20th	1.....	16.....	7.....	24.....
1st Cav.	2.....	2.....
MASSACHUSETTS.					
19th	2.....	5.....	7.....
20th	1.....	5.....	5.....	11.....
32d	2.....	34.....	10.....	46.....
37th	3.....	3.....
39th	3.....	27.....	3.....	33.....
1st Hy Art.	1.....	1.....
1st Cav.	1.....	1.....
MARYLAND.					
1st	5.....	47.....	5.....	57.....
4th	1.....	17.....	2.....	20.....
7th	3.....	13.....	4.....	20.....
8th	2.....	12.....	14.....
MICHIGAN.					
1st	3.....	7.....	4.....	14.....
5th	3.....	3.....
16th	2.....	22.....	6.....	30.....
24th	4.....	14.....	1.....	22.....
NEW JERSEY.					
7th	1.....	1.....
8th	11.....	37.....	48.....
11th	1.....	1.....	1.....	3.....
12th	1.....	6.....	7.....
1st Cav.	1.....	12.....	13.....
NEW YORK.					
5th	2.....	12.....	14.....
10th Batt.	2.....	2.....
49th	2.....	2.....
59th	1.....	1.....
65th	2.....	2.....
86th	3.....	3.....

94th	4	36		40
95th	2	33	2	37
97th	3	29	2	34
104th			3	3
120th		2		2
121st		4		4
140th	3	20		23
147th	3	31	14	48
164th		1		1
182d	1	2	1	4
185th	2	10	4	16
187th		7	1	8
188th	7	21	3	31
189th	2	13		15
8th H. Art.	2	3	3	8
15th "	4	26		39
10th Cav.		1		1
24th "	1	8		9
OHIO.				
6th Cav.		7	4	11
13th "			3	3
PENNSYLVANIA.				
11th	9	70	9	88
36th	2	6		8
57th		1		1
69th	2	3		5
83d	2	9	2	13
88th	5	24	7	36
91st	2	5		7
95th		3	2	5
107th	6	54	21	81
110th		2		2
118th	1	6		7
121st	5	12		17
141st	1	3		4
142d	3	25	1	29
143d	7	29		36
149th	1	14	3	18
150th	2	6		8
155th	4	30	3	37
157th		2	1	3
184th		2		2
190th		5		5
191st		4		4
198th	3	17	1	21
210th	2	24	7	33
1st Cav.	1	3		4
2d "	1	3		4

3d Cav.	2.....	3.....	5.....
4th "	4.....	23.....	2.....	29.....
8th "	2.....	2.....
13th "	4.....	10.....	14.....
16th "	3.....	18.....	2.....	22.....
21st "	2.....	2.....

U. S. REGULARS.

1st Sharp.	3.....	3.....
------------	-------	--------	-------	--------

WISCONSIN.

5th	1.....	3.....	4.....
6th	11.....	78.....	14.....	103.....
7th	3.....	20.....	3.....	26.....

SCATTERING.

Scattering	2.....	2.....
------------	-------	--------	-------	--------

CASUALTIES BY STATES.**RECAPITULATION.**

States.	Regts.	Average.	Killed.	Wounded.	Missing.	Total.
Conn.	2.....	1.....	11.....	3.....	15
Del.	2.....	1.....	2.....	19.....	5.....	26
Maine	4.....	1.....	4.....	80.....	18.....	102
Mass.	7.....	1.....	8.....	76.....	18.....	102
Md.	4.....	2.....	11.....	89.....	11.....	111
Mich.	4.....	2.....	9.....	49.....	11.....	69
New J.	5.....	2.....	14.....	57.....	1.....	72
New Y.	24.....	1.....	36.....	269.....	33.....	338
Ohio	2.....	7.....	7.....	14
Penn.	31.....	2.....	71.....	418.....	63.....	552
Reg.	1.....	3.....	3
Wis.	3.....	3.....	15.....	101.....	17.....	133
Scat.	2.....	2
Total	89.....	1.....	171.....	1181.....	187.....	1539

Rebel army made no report of casualties on this occasion.

BATTLE OF HELENA, ARK.

July 4, 1863.

IOWA.

Regiments	Killed	Wounded	Missing	Total	Engaged
29th	7.....	24.....	31.....
33d	19.....	50.....	16.....	85.....
36th	1.....	5.....	6.....

INDIANA.

43d	3.....	6.....	9.....
1st Cav.	2.....	8.....	1.....	11.....

KANSAS.

5th Cav.	3.....	10.....	13.....
----------	--------	---------	-------	---------	-------

MISSOURI.

33d	16.....	25.....	9.....	50.....
-----	---------	---------	--------	---------	-------

35th	4	18	22
Battery K.	1	1
WISCONSIN.			
28th	2	4	5
			11

CASUALTIES BY STATES.
RECAPITULATION.

States	Regts	Average	Killed	Wounded	Missing	Total
Ind.	2	2	5	14	1	20
Iowa	3	9	27 ..	74 ..	21	122
Kansas	1	3	3	10	13
Mo.	2	10	20	44 ..	9	73
Wis.	1	2	2	4	5	11
Total	9	6	57	146	36	239

REBEL ARMY HELENA, ARK.

ARKANSAS.

Regts	Killed	Wounded	missing	Total	Engaged
32d	17	46	26	89	
36th	21	70	68	159	
39th	8	46	39	93	

MISSOURI.

7th	16	121	53	193	325
8th	14	78	66	158	413
9th	12	27	15	54	161
10th	10	41	220	271	331
3d Cav.	3	6	9	
5th "	3	11	14	
6th "	1	17	1	19	
8th "	1	1	

SCATTERING.

Infantry	6	6	
"	9	26	8	43	157
"	1	8	3	12	72
"	1	1	
"	17	53	67	137	
"	14	17	191	222	
"	16	44	15	75	
"	4	8	12	
"	1	1	2	
"	3	9	12	
"	1	6	7	

CASUALTIES BY STATES.

States	Regts.	Average.	Killed	Wounded	Missing	Total
Arkansas	3	15	46 ..	162 ..	133	341
Missouri	8	7	69 ..	304 ..	355	719
11 Regts	11	6	66 ..	179 ..	284	529
Total	22	8	172 ..	645 ..	772	1589

Rebel army defeated. Missouri troops on both sides in this battle and each made first-class records.

BATTLE OF IUKA, MISS.

Sept. 19, 1862.

ILLINOIS.

Regts	Killed	Wounded	Missing	Total	Engaged
26th	5.....	5.....
47th	1.....	5.....	1.....	7.....
Cav.	1.....	1.....

INDIANA.

48th	37.....	56.....	7.....	100.....	434
------	---------	---------	--------	----------	-----

IOWA.

5th	37.....	179.....	1.....	217.....
10th	6.....	1.....	7.....
16th	14.....	48.....	13.....	75.....	350
17th	4.....	38.....	4.....	46.....
2d Cav.	6.....	6.....
2d Battery	3.....	3.....

MISSOURI.

10th	13.....	13.....	650
11th	7.....	66.....	3.....	76.....
24th	1.....	1.....
26th	21.....	75.....	1.....	97.....
5th Cav.	1.....	2.....	3.....

MINNESOTA.

4th	2.....	41.....	2.....	45.....
-----	--------	---------	--------	---------	-------

MICHIGAN.

3d Cav.	3.....	3.....
---------	-------	--------	-------	--------	-------

OHIO.

39th	6.....	6.....
63d	2.....	2.....
80th	15.....	15.....
11th Batt'y 16	35.....	3.....	54.....

WISCONSIN.

8th	2.....	2.....
12th Battery 1	3.....	4.....

SCATTERING.

Scattering	2.....	2.....
------------	-------	--------	-------	--------	-------

CASUALTIES BY STATES.

RECAPITULATION.

States	Regts.	Average	Killed	Wounded	missing	Total
Ills.	3.....	1.....	11.....	1.....	13
Ind.	1.....	37.....	37.....	56.....	7.....	100
Iowa	5.....	11.....	55.....	289.....	19.....	354
Mich.	1	3.....	3
Minn.	1.....	2.....	2.....	41.....	2.....	45
Missouri	5.....	6.....	29.....	157.....	4.....	190
Ohio	3.....	5.....	16.....	58.....	3 ..	77
Wis.	1.....	1.....	5.....	6
Scatt'ng	2.....	2
Total	20 ..	7 ..	141.....	613.....	36.....	799

Union Army held the battle field. Rebel casualties never officially stated, but 271 of their dead were buried by the Union Army after the battle.

The casualties of the 11th Ohio Battery at this battle was the highest record of the war.

REBEL ARMY—IUKA.

ALABAMA.

Regiments.	Killed.	Wounded.	Missing.	Total	Engaged
37th	12	43	55	304

ARKANSAS.

14th	2	15	17	
17th	2	12	3	17	

LOUISIANA.

3d	9	81	15	105	264
-----------	----------------	-----------------	-----------------	------------------	------------

MISSISSIPPI.

36th	1	21	22	326
37th	5	27	32	453
38th	4	4	8	

MISSOURI.

Battery	4	4	
----------------	-------	----------------	-------	----------------	--

TEXAS.

1st Cav.	18	80	1	99	460
3d "	22	74	96	388

ISLAND No. 10.

March 1862.

	Killed	Wounded	Missing	Total	Engaged
Union	8	21	3	32	25,000
Rebel	8,000	8,000

Rebel Army consisting of 8,000 men surrendered after a light engagement but reported no casualties.

SKIRMISH AT JACKSON, MISS.

July 7, 1864.

ILLINOIS.

Regt.	Killed	Wounded	Missing	total	Engaged
8th	3	21	2	26	
11th	5	13	3	21	
46th	5	36	4	45	
76th	14	64	21	99	
124th	4	4	
5th Cav.	1	5	6	
11th "	2	2	

WISCONSIN.

2d Cav.	1	6	7	
----------------	----------------	----------------	-------	----------------	--

COLORED.

3d	2	7	9	
Total	33	156	30	519	2800

BATTLE OF JACKSON, MISS.

July 10th to 16th, 1863.

ILLINOIS.

Regts.	Killed.	Wounded.	Missing	Total	Engaged.
13th	2.....	2.....
26th	1.....	11.....	12.....
28th	6.....	43.....	19.....	68.....
33d	1.....	12.....	13.....
40th	1.....	12.....	13.....
41st	27.....	135.....	40.....	202.....
48th	13.....	3.....	16.....
53d	17.....	59.....	50.....	126.....
55th	1.....	2.....	3.....
77th	6.....	6.....
87th	3.....	3.....
90th	1.....	2.....	3.....
97th	4.....	4.....
114th	6.....	6.....
116th	3.....	3.....
118th	4.....	4.....
130th	1.....	2.....	1.....	4.....
3d Cav.	1.....	2.....	3.....
4th Cav.	1.....	1.....
1st Art. E.	1.....	1.....

INDIANA.

8th	1.....	1.....
11th	11.....	11.....
12th	1.....	10.....	11.....
16th	1.....	1.....
18th	3.....	3.....
24th	1.....	9.....	10.....
34th	7.....	7.....
46th	8.....	8.....
47th	1.....	4.....	5.....
49th	4.....	4.....
53d	1.....	1.....
54th	2.....	2.....	4.....
60th	2.....	5.....	3.....	10.....
67th	4.....	4.....
69th	1.....	15.....	16.....
93d	1.....	3.....	4.....
97th	3.....	30.....	33.....
99th	1.....	6.....	7.....
100th	5.....	5.....
1st Battery	1.....	1.....

IOWA.

3d	17.....	57.....	39.....	113.....	241
6th	2.....	17.....	8.....	27.....	
8th	4.....	11.....	15.....	
12th	8.....	8.....	
21st	1.....	3.....	1.....	5.....	
22d	7.....	7.....	
23d	4.....	4.....	89
24th	1.....	4.....	5.....	
25th	2.....	2.....	4.....	
28th	1.....	1.....	
35th	1.....	10.....	11.....	
3d Cav.	1.....	1.....	

KENTUCKY.

7th	1.....	5.....	6.....	
19th	4.....	4.....	
22d	3.....	3.....	

MASSACHUSETTS.

29th	1.....	1.....	
35th	9.....	9.....	
36th	2.....	10.....	12.....	

MICHIGAN.

2d	9.....	40.....	10.....	59.....	
8th	1.....	1.....	
17th	4.....	4.....	
20th	1.....	1.....	
27th	2.....	6.....	1.....	9.....	
7th Battery	1.....	1.....	

MISSOURI.

3d	2.....	2.....	
8th	1.....	1.....	
6th Cav.	1.....	4.....	5.....	

NEW HAMPSHIRE.

9th	1.....	3.....	4.....	
11th	1.....	12.....	13.....	

NEW YORK.

46th	1.....	2.....	3.....	
51st	1.....	1.....	
79th	1.....	1.....	

OHIO.

16th	6.....	6.....	
30th	1.....	1.....	2.....	
37th	2.....	2.....	
42d	12.....	12.....	
46th	1.....	7.....	8.....	
47th	1.....	1.....	
53d	9.....	9.....	
56th	5.....	5.....	
57th	2.....	2.....	

70th	1	1	1	3
72d		3		3
83d		3	1	4
96th	1	5	2	8
120th		13		13
5th Battery	1	8		9
PENNSYLVANIA.				
45th	3	6		9
50th		2		2
51st		1		1
U. S. REGULARS.				
13th	1	3	5	9
RHODE ISLAND.				
7th	2	7	3	12
WISCONSIN.				
11th	2	1		3
23d		7		7
39th		5		5
1st Battery		6		6

CASUALTIES BY STATES.

RECAPITULATION.

States	Regts.	Average	Killed	Wounded.	Missing.	Total.
Illinois	19	3	57	316	120	493
Ind	19		13	128	5	146
Iowa	12	2	23	101	77	201
Ky.	3		1	8	4	13
Mass.	3	1	3	19		22
Mich.	5	2	11	53	11	75
Mo.	4		3	5	1	9
N. Hamp.	2	1	2	15		17
N.Y.	3		1	3	1	5
Ohio	14		7	76	4	87
Penn.	3	1	3	9		12
U.S. Reg	1	1	1	3	5	9
Rhode I.	1	2	2	7	3	12
Wis.	4		2	19		21
Tot'l	93		129	762	231	1,122

Rebel army evacuated the fortifications during the night of July 16th and retreated east towards Meridian. Their casualties were never reported, but as they acted on the defense from behind good fortifications, their loss was probably small.

BATTLE OF KERNSTOWN, W. V.*March 23d, 1862.***INDIANA.**

Regiments.	Killed.	Wounded.	Missing.	Total.	Engaged.
7th	7.....	33.....	9.....	49.....	
13th	5.....	37.....	42.....	
14th	4.....	50.....	54.....	

OHIO.

5th	18.....	32.....	50.....	
7th	20.....	62.....	10.....	92.....	
8th	11.....	41.....	1.....	53.....	
29th	3.....	10.....	2.....	15.....	
67th	9.....	38.....	47.....	
1st Art, H.	1.....	1.....	
1st " L.	1.....	2.....	3.....	

PENNSYLVANIA.

84th	21.....	71.....	92.....	
110th	7.....	43.....	50.....	

REGULARS.

4th Art. E.	1.....	1.....	
5th Cav.	3.....	6.....	9.....	

WEST VIRGINIA.

1st	6.....	23.....	29.....	
Battery A.	1.....	1.....	

SCATTERING.

Scattering	2.....	2.....	
------------	-------	--------	-------	--------	--

CASUALTIES BY STATES.**RECAPITULATION.**

States.	Regts.	Average.	Killed.	Wounded.	Missing.	Total.
Ind.	3.....	5.....	16.....	120.....	9.....	145
Ohio	5.....	15.....	63.....	185.....	13.....	261
Penn.	2.....	14.....	28.....	114.....	142
Reg.	1.....	3.....	4.....	6.....	10
West Va. I.	6.....	7.....	7.....	23.....	30
Scat.	2.....	2
Total,	12.....	10.....	118.....	450.....	22.....	590

REBEL ARMY.—KERNSTOWN.**VIRGINIA.**

Regiments.	Killed.	Wounded.	Missing.	Total.	Engaged
1st	6.....	20.....	21.....	47.....	
2d	6.....	33.....	51.....	90.....	

4th	5	23	48	76
5th	9	48	4	61
21st	7	44	9	60
23d	3	14	32	49
27th	2	20	35	57
33d	18	27	14	59
37th	12	62	39	113
42d	11	50	9	70
Cavalry	1	17	9	18
Artillery		17	1	18
Total	80	375	263	718

BATTLE OF KENNESAW MOUNTAIN

June 28, 1864.

ILLINOIS.

Regiments.	Killed.	Wounded.	Missing.	Total	Engaged.
42d	4	22		26	258
44th	5	31		36	
74th	27	29	7	63	207
79th	2	11		13	
88th	1			1	279

IOWA.

6th	5	31		36	
-----	---	----	--	----	--

OHIO.

26th	5	19		24	314
61st	1	7		8	
64th	1	4		5	
125th	17	41		58	

SCATTERING.

Scattering	34	273	418	725	
Total	102	468	425	995	

The above is the reported casualties of the assaulting force, which was undoubtedly made small in order to make the defeat appear insignificant and trifling. Rebels reported no loss.

KILPATRICK'S RAID.

August 18 to 24, 1864.

	Killed	Wounded	Missing	Total	Engaged
1st O. Cav.	4	13	2	19	
3d O. Cav.	8	30	7	45	
4th O. Cav.	3	18	7	28	
4th Mich. C.	2	7	9	18	
7th Pa. Cav.	5	12	27	44	
4th Reg. C.	10	11	21	42	
Ill. Battery	1	4	1	6	
Scattering		4		4	
Total,	33	99	74	206	5000

KINGSTON--GOLDSBOROUGH, N.C.*Dec. 14, 1862.*

CONNECTICUT.					
Regts.	Killed	wounded	Missing	total	Engaged
10th	11	89	100	
MASSACHUSETTS.					
3d	2	2	674
5th	7	7	593
17th	1	29	2	32	591
23d	12	55	67	
24th	1	7	8	
25th	1	3	1	5	
27th	1	2	3	
43d	2	1	1	4	701
44th	8	13	21	
45th	18	59	77	
46th	1	3	4	
51st	2	2	
NEW JERSEY.					
9th	5	86	4	95	
NEW YORK.					
85th	3	3	445
92d	3	16	19	
96th	1	6	7	278
3d Cav.	6	4	10	
24th Bat.	1	1	
6 Batteries	5	27	32	
Marine Art.	1	2	3	
PENNSYLVANIA.					
85th	1	8	9	
103d	16	53	69	471
RHODE ISLAND.					
5th	1	3	4	
Battery F.	2	5	7	

CASUALTIES BY STATES.

RECAPITULATION.

States.	Regts.	Average.	Killed.	Wounded.	Missing.	Total.
Conn.	1	11	11	89	100
Mass.	12	3	45	183	4	232
New J.	1	5	5	86	4	95
N. Y.	5	2	11	60	4	75
Penn.	2	8	17	61	78
R. I.	1	1	3	8	11
Total,	22	4	92	487	12	591

BATTLE OF KNOXVILLE, TENN.

November 17th to Dec. 4th, 1863.

Regts.	Killed.	Wounded.	Missing.	Total.	Engaged
65th	3.....	20.....	23.....	
112th	18.....	38.....	12.....	68.....	
ILLINOIS.					
6th Cav.	1.....	1.....	1.....	3.....	
INDIANA.					
KENTUCKY.					
11th	2.....	2.....	
24th	4.....	55.....	59.....	
27th	4.....	10.....	1.....	15.....	
1st Cav.	2.....	4.....	2.....	8.....	
11th "	2.....	2.....	
12th "	3.....	5.....	6.....	14.....	
MASSACHUSETTS.					
21st	1.....	13.....	1.....	15.....	
29th	4.....	4.....	8.....	
35th	1.....	4.....	1.....	6.....	
36th	3.....	2.....	5.....	
MICHIGAN.					
2d	10.....	67.....	16.....	93.....	
8th	2.....	4.....	6.....	
17th	3.....	10.....	18.....	31.....	
20th	2.....	16.....	12.....	30.....	
23d	8.....	2.....	10.....	
27th	6.....	12.....	20.....	38.....	
8th Cav.	3.....	14.....	28.....	45.....	
NEW HAMPSHIRE.					
11th	1.....	2.....	1.....	4.....	
MARYLAND.					
3d	1.....	7.....	26.....	34.....	
NEW YORK.					
46th	3.....	4.....	2.....	9.....	
79th	4.....	10.....	14.....	
OHIO.					
44th	1.....	5.....	6.....	
45th	4.....	11.....	24.....	39.....	
103d	2.....	22.....	2.....	26.....	
104th	1.....	10.....	11.....	
111th	5.....	2.....	7.....	
2d Cav.	5.....	5.....	
Battery D.	7.....	7.....	
PENNSYLVANIA.					
45th	4.....	4.....	
48th	3.....	7.....	5.....	15.....	
50th	2.....	5.....	2.....	9.....	
51st	2.....	1.....	1.....	4.....	
100th	3.....	9.....	12.....	
RHODE ISLAND.					
Battery D.	2.....	5.....	

	REGULARS.		
2d Art. E. 1..... 1..... 1.....
	SCATTERING.		
Scattering 1..... 2..... 3.....

◆

CASUALTIES BY STATES.

RECAPITULATION.

States.	Regts.	Average.	Killed.	Wounded.	Missing.	Total
Ills.	2	10	21	58	12	91
Ind.	1	1	1	1	1	3
Ky.	6	2	13	76	11	100
Mass.	4	1	6	24	4	34
Md.	1	1	1	7	26	34
Mich.	7	4	24	129	100	253
N. H.	1	1	1	2	1	4
N. Y.	2	3	7	14	2	23
Ohio	6	1	8	53	40	101
Penn.	5	2	10	26	8	44
R. I.	2	2
U. S.	1	1
Scat'g	1	2	3
Total	35	3	92	394	207	693

Union army besieged for four weeks, but were finally relieved by the arrival of the 15th Army Corps from Chattanooga.

REBEL CASUALTIES.

Killed	Wounded	Missing	Total	Engaged
198	850	248	1296	

◆

LAWRENCE, KANSAS.

August 21st, 1863.

2d Ks.	20	20
14th	14	14
Citizens	106	24	130
Total	140	24	164

The attack was made on the town at 5 o'clock in the morning by 250 rebel guerrillas who plundered and burned the town and killed 164 unarmed soldiers and citizens,

◆

BATTLE OF LEXINGTON, MO.

September 20, 1861.

Union	39	120	3000	3,000
Rebel	25	72	79 ..	10,000

Union army surrendered after a short resistance.

◆

SKIRMISH AT LEE'S MILL, VA.

April 16, 1862.

VERMONT.

2d	1	1
3d	28	51	9	83
4th	2	10	12
5th	2	6	8
6th	4	44	48
2 Batteries	3	10	13
Total,	35	121	9	165

LYNCHBURG CAMPAIGN.

June 10 to 23, 1864.

Regts.	Killed.	Wounded.	Missg.	Total.	Engaged.
CONNECTICUT.					
18th	9.....	9.....	
MASSACHUSETTS.					
34th	5.....	42.....	47.....	
MARYLAND.					
2d E. S.	1.....	5.....	10.....	16.....	
1st P. H. B.	2.....	2.....	
2d " "	2.....	14.....	6.....	22.....	
Battery B.	1.....	25.....	26.....	
KENTUCKY.					
1st Bat.	5.....	5.....	
NEW YORK.					
1st Cav.	1.....	7.....	2.....	10.....	
15th "	2.....	15.....	23.....	40.....	
21st "	3.....	5.....	5.....	13.....	
5th H. Art.	4.....	4.....	
30th Bat.	2.....	1.....	3.....	
OHIO.					
12th	7.....	11.....	1.....	19.....	
23d	3.....	6.....	9.....	
34th	1.....	4.....	5.....	
36th	3.....	11.....	3.....	17.....	
91st	9.....	24.....	33.....	
116th	5.....	30.....	35.....	
123d	3.....	14.....	1.....	18.....	
8th Cav.	8.....	58.....	16.....	82.....	
1st Bat.	1.....	4.....	5.....	
PENNSYLVANIA.					
14th	18.....	9.....	27.....	
54th	11.....	37.....	14.....	62.....	
20th Cav.	1.....	8.....	66.....	75.....	
22d "	1.....	2.....	2.....	5.....	
WEST VIRGINIA.					
1st	1.....	18.....	11.....	30.....	
4th	1.....	1.....	
5th	9.....	27.....	6.....	42.....	
9th	15.....	3.....	18.....	
11th	6.....	20.....	6.....	32.....	
12th	2.....	15.....	17.....	
13th	8.....	1.....	9.....	
14th	1.....	11.....	4.....	16.....	
15th	6.....	54.....	21.....	81.....	
1st Cav.	2.....	1.....	3.....	
2d "	3.....	13.....	16.....	
5th "	1.....	2.....	3.....	
7th "	2.....	13.....	8.....	23.....	
Battery B.	1.....	1.....	2.....	
" D.	5.....	18.....	23.....	
Scattering	6.....	23.....	3.....	33.....	
U. S. REGULARS.					
5th Art. B.	3.....	3.....	
Total,	103.....	564.....	273.....	940.....	

BATTLE OF MANASSAS, VA

August 29, 30, 1862.

Regiments.	Killed.	Wounded.	Missing.	Total.	Engaged
CONNECTICUT.					
1st	1.....	1.....	2.....	
5th	6.....	6.....	
DELAWARE.					
3d	3.....	1.....	4.....	
INDIANA.					
7th	3.....	16.....	4.....	23.....	
19th	47.....	168.....	44.....	259.....	
20th	4.....	35.....	6.....	45.....	
63d	3.....	17.....	7.....	27.....	
1st Cav.	1.....	1.....	2.....	
3d "	1.....	1.....	
MAINE.					
2d	6.....	73.....	16.....	95.....	
3d	4.....	51.....	29.....	84.....	
4th	14.....	85.....	15.....	114.....	
1st Cavalry	2.....	2.....	
2d Bat.	2.....	1.....	3.....	
5th "	3.....	11.....	2.....	16.....	
6th "	4.....	9.....	5.....	18.....	
MARYLAND.					
1st	1.....	7.....	8.....	
2d	21.....	66.....	58.....	145.....	
3d	2.....	25.....	3.....	30.....	
P. Legion	2.....	7.....	63.....	72.....	
MASSACHUSETTS.					
1st	5.....	66.....	7.....	78.....	
11th	9.....	79.....	25.....	113.....	
12th	13.....	61.....	64.....	138.....	
13th	20.....	105.....	65.....	190.....	
16th	19.....	64.....	27.....	110.....	
18th	34.....	106.....	29.....	169.....	
21st	22.....	91.....	40.....	153.....	
28th	33.....	188.....	13.....	234.....	
MICHIGAN.					
1st	33.....	114.....	31.....	178.....	
2d	1.....	4.....	6.....	11.....	
3d	23.....	100.....	16.....	139.....	
5th	6.....	6.....	
8th	10.....	56.....	12.....	78.....	
16th	16.....	64.....	16.....	96.....	
1st Cavalry	8.....	13.....	97.....	118.....	

NEW HAMPSHIRE.

2d	16.....	87.....	30.....	133.....
6th	30.....	117.....	70.....	217.....
1st Bat.	3.....	12.....	15.....

NEW JERSEY.

1st	1.....	46.....	85.....	132.....
2d	8.....	58.....	64.....	130.....
3d	14.....	50.....	64.....
4th	6.....	5.....	11.....
5th	6.....	35.....	11.....	52.....
6th	18.....	50.....	37.....	105.....
7th	3.....	19.....	14.....	36.....
8th	6.....	55.....	17.....	78.....
1st Cav.	2.....	9.....	25.....	36.....

NEW YORK.

1st	17.....	81.....	21.....	119.....
2d	11.....	61.....	11.....	83.....
5th★	79.....	170.....	48.....	297.....
8th	6.....	1.....	10.....	17.....
10th	23.....	65.....	27.....	115.....
12th	15.....	63.....	65.....	143.....
13th	30.....	75.....	10.....	115.....
17th	20.....	110.....	53.....	183.....
21st	13.....	106.....	42.....	161.....
22d	20.....	79.....	81.....	180.....
23d	1.....	17.....	26.....	44.....
24th	36.....	115.....	86.....	237.....
25th	6.....	13.....	19.....
26th	26.....	106.....	37.....	169.....
28th	7.....	7.....
29th	22.....	108.....	21.....	151.....
30th	26.....	94.....	63.....	183.....
35th	10.....	45.....	28.....	83.....
37th	3.....	3.....
38th	3.....	31.....	4.....	38.....
40th	12.....	107.....	28.....	147.....
41st	27.....	60.....	16.....	103.....
44th	5.....	48.....	18.....	71.....
45th	5.....	35.....	7.....	47.....
46th	5.....	16.....	2.....	23.....
51st	10.....	57.....	22.....	89.....
54th	14.....	125.....	22.....	161.....
58th	14.....	32.....	11.....	57.....
60th	1.....	1.....
68th	13.....	68.....	11.....	92.....
70th	1.....	17.....	10.....	28.....
11st	20.....	67.....	27.....	114.....
72d	5.....	25.....	7.....	37.....

73d	10.....	40.....	50.....
74th	11.....	68.....	19.....	98.....
76th	11.....	88.....	48.....	147.....
78th	1.....	1.....
79th	9.....	79.....	17.....	105.....
80th	32.....	165.....	82.....	279.....
83d	10.....	25.....	48.....	83.....
84th	9.....	78.....	42.....	129.....
86th	13.....	67.....	38.....	118.....
94th	21.....	81.....	45.....	147.....
95th	3.....	20.....	90.....	113.....
97th	7.....	42.....	62.....	111.....
101st	6.....	101.....	17.....	124.....
104th	5.....	39.....	45.....	89.....
105th	6.....	24.....	44.....	74.....
2d Hy. Art.	7.....	37.....	44.....
2d Cavalry	11.....	27.....	45.....	83.....
4th "	1.....	12.....	51.....	64.....
5th "	1.....	4.....	5.....
9th "	2.....	1.....	4.....	7.....
1st Art. C.	10.....	10.....
" I.	1.....	7.....	8.....
" L.	2.....	8.....	1.....	11.....
2d Battery	2.....	2.....	4.....
11th "	3.....	20.....	23.....
13th "	1.....	12.....	13.....
OHIO.				
11th	8.....	25.....	33.....
12th	14.....	42.....	17.....	73.....
25th	8.....	55.....	24.....	87.....
55th	14.....	60.....	21.....	95.....
61st	5.....	23.....	7.....	35.....
73d	25.....	87.....	36.....	148.....
75th	10.....	53.....	24.....	87.....
82d	24.....	99.....	15.....	138.....
1st Cavalry	1.....	20.....	21.....
6th "	2.....	2.....
1st Art. K.	17.....	17.....
" I.	4.....	4.....
12th Bat.	1.....	4.....	4.....	9.....
PENNSYLVANIA.				
1st R	6.....	23.....	6.....	35.....
2d R	1.....	15.....	8.....	24.....
3d R	2.....	21.....	27.....	50.....
4th R	12.....	2.....	14.....
5th R	1.....	9.....	8.....	18.....
6th R	5.....	36.....	20.....	61.....
7th R	23.....	13.....	36.....

8th R	5	21	32	58
9th R	12	52	35	99
10th R	12	34	19	65
11th R	4	48	5	57
12th R	5	38	23	66
13th R	5	24	23	52
11th	44	114	88	246
26th	6	33	14	53
46th			2	2
48th	25	76	55	156
50th	19	119	15	153
51st	1	8	7	16
56th	4	84	99	187
57th		3		3
63d	15	94	11	120
73d	11	118	28	157
74th	16	63	27	106
75th	20	113	17	150
83d	14	72	11	97
84th	1	5	18	24
88th	12	101	48	161
90th	7	49	162	218
99th	1	2	16	19
100th	15	117	8	140
105th	7	37	8	52
107th	11	33	73	117
110th		5	21	26
115th	4	18	17	39
1st Cav.		2		2
1st Art. A.	1	5	1	7
“ B.	4	19		23
“ F.	1	8	10	19
“ G.	3	23	8	34
Battery C.	1	9	6	16
“ F.	2	1		3
U. S. REGULARS.				
1st	1	6	4	11
2d	2	64	8	74
3d	5	17	25	47
4th	3	14	1	18
6th	6	29	6	41
10th	1	11		12
11th	4	15	13	32
12th	5	32	5	42
14th	18	126	34	178
17th	5	34	9	48
1st Sharp.	5	41	15	61
2d “	4	16	22	42
1st Art. K.		1		1
2d “ E.	3	10		13
4th “ B.	1	2		3

5th Art. C.	1.....	1.....	2.....
“ D.	2.....	2.....
“ I.	2.....	2.....
“ K.	1.....	1.....

RHODE ISLAND.

1st Cavalry	4.....	4.....
1st Art. C.	3.....	1.....	4.....
“ D.	4.....	12.....	1.....	17.....
“ E.	2.....	2.....

VERMONT.

1st Cavalry	1.....	8.....	9.....
-------------	--------	-------	--------	--------

WEST VIRGINIA.

1st	1.....	8.....	32.....	41.....
2d	24.....	90.....	24.....	138.....
3d	8.....	31.....	32.....	71.....
5th	13.....	62.....	3.....	78.....
8th	2.....	9.....	2.....	13.....
1st Cav.	5.....	22.....	43.....	70.....
Battery C.	2.....	3.....	5.....

WISCONSIN.

2d	53.....	213.....	32.....	298.....
6th	17.....	91.....	11.....	119.....
7th	31.....	153.....	33.....	217.....

SCATTERING.

Scattering	4.....	10.....	30.....	44.....
------------	--------	---------	---------	---------

CASUALTIES BY STATES.

RECAPITULATION

States.	Regts.	Average.	Killed.	Wounded.	Missing.	Total.
Conn.	2....	1....	7....	8
Del.	1....	3....	1....	4
Indiana	6....	9....	57....	237....	63....	357
Maine	6....	5....	31....	233....	68....	332
Md.	3....	8....	25....	99....	131....	255
Mass.	8....	19....	155....	760....	270....	1185
Mich.	7....	13....	91....	357....	178....	626
New J.	9....	5....	44....	292....	308....	644
New H.	2....	23....	46....	207....	112....	365
N. York	53....	12....	663....	2990....	1604....	5257
Ohio	10....	10....	101....	453....	195....	749
Penn.	35....	8....	303....	1687....	991....	2981
Reg.	12....	5....	64....	423....	143....	630
R. I.	1....	6....	19....	2....	27
Vt.	1....	1....	1....	8....	9
W. Va.	6....	9....	55....	225....	136....	416
Wis.	3....	33....	101....	457....	76....	634
Scat.	4....	10....	30....	44
Total	165....	10....	1747....	8453....	4323....	14523

Union army defeated by the disobedience of several Generals to support at the proper time, Gen. Fitz John Porter cashiered

REBEL ARMY—MANASSAS.

ALABAMA.

Regiments.	Killed.	Wounded.	Missing.	Total.	Engaged
4th	18.....	45.....	63.....	
14th	3.....	44.....	47.....	
15th	21.....	91.....	112.....	
44th	5.....	22.....	27.....	
47th	7.....	25.....	32.....	
48th	50.....	50.....	
5th Battal'n	2.....	17.....	19.....	

FLORIDA.

3d	6.....	6.....	
8th	5.....	9.....	14.....	

GEORGIA.

1st	27.....	77.....	104.....	
2d	2.....	51.....	53.....	163
3d	2.....	29.....	31.....	
7th	20.....	100.....	120.....	
8th	8.....	54.....	62.....	
9th	12.....	116.....	128.....	
11th	20.....	178.....	198.....	
12th	2.....	3.....	5.....	
13th	9.....	19.....	28.....	
14th	6.....	46.....	52.....	
15th	6.....	48.....	54.....	
17th	10.....	82.....	92.....	200
18th	19.....	114.....	133.....	
19th	1.....	28.....	29.....	
20th	19.....	113.....	132.....	350
21st	38.....	146.....	184.....	
22d	13.....	50.....	63.....	
26th	37.....	87.....	124.....	
31st	7.....	37.....	44.....	
35th	8.....	62.....	70.....	
38th	6.....	68.....	74.....	
45th	7.....	35.....	42.....	
48th	10.....	51.....	61.....	
49th	12.....	56.....	68.....	
51st	9.....	9.....	
60th	22.....	101.....	123.....	
61st	11.....	52.....	63.....	

LOUISIANA.

1st	4.....	47.....	51.....	
2d	25.....	86.....	111.....	
5th	7.....	13.....	20.....	
6th	17.....	36.....	53.....	
7th	1.....	21.....	22.....	
8th	7.....	46.....	53.....	
9th	22.....	71.....	93.....	
10th	3.....	31.....	34.....	
15th	11.....	53.....	64.....	

MISSISSIPPI.

2d	17.....	80.....	97.....
11th	4.....	55.....	59.....

NORTH CAROLINA.

6th	6.....	71.....	77.....
7th	6.....	38.....	44.....
16th	8.....	44.....	52.....
18th	1.....	11.....	12.....
21st	24.....	60.....	84.....
22d	6.....	57.....	63.....
28th	5.....	45.....	50.....
33d	1.....	7.....	8.....
34th	2.....	23.....	25.....
37th	9.....	72.....	81.....
38th	2.....	22.....	24.....

SOUTH CAROLINA.

1st	30.....	94.....	124.....	300
2d *	9.....	49.....	58.....	
5th	2.....	37.....	39.....	
6th	13.....	102.....	115.....	
12th *	24.....	121.....	145.....	
13th	19.....	117.....	136.....	
14th	1.....	40.....	41.....	
15th	11.....	63.....	74.....	
17th	18.....	161.....	179.....	305
18th	27.....	86.....	113.....	
23d	27.....	122.....	149.....	224
Sharpsh's	16.....	52.....	68.....	
H. Legion	11.....	63.....	74.....	
Haleom L.	24.....	131.....	155.....	
1st P. A.	14.....	174.....	188.....	

TENNESSEE.

1st	4.....	53.....	57.....
7th	2.....	24.....	26.....
14th	3.....	45.....	48.....

TEXAS.

1st	10.....	18.....	28.....
4th	22.....	77.....	99.....
5th	15.....	224.....	239.....

VIRGINIA.

1st	4.....	22.....	26.....	
2d	4.....	73.....	77.....	140
3d	3.....	8.....	11.....	
4th	19.....	78.....	97.....	180
5th	14.....	91.....	105.....	
6th	12.....	49.....	61.....	
7th	6.....	53.....	59.....	
8th	22.....	22.....	
10th	9.....	23.....	32.....	
11th	9.....	54.....	63.....	
12th	9.....	60.....	69.....	

*The 12th South Carolina does appear in the official report of Regimental casualties as furnished by Dr. Guild, Surgeon General of the Rebel army, and was also omitted in the War Report published by Congress. But the Regiment was in the battle and had the casualties shown above.

13th	6	40	46	
16th	8	47	55	
17th	3	35	38	
18th	3	33	36	
21st	3	9	12	
22d		22	22	
23d	1	13	14	
24th	11	67	78	
25th	1	28	29	
27th	4	23	27	65
28th	12	52	64	
31st	5	20	25	
33d	24	81	105	250
37th	5	36	41	
41st	8	34	42	
42d	8	54	62	
44th	1	14	15	
47th	8	21	29	
48th	4	20	24	
49th		15	15	
52d	10	51	61	
55th	3	29	32	
56th		12	12	
58th	4	13	17	
1st Battal'n	3	19	22	
SCATTERING.				
6 Batter's	13	36	49	

○

CASUALTIES BY STATES.

RECAPITULATION.

States.	Regts.	Average.	Killed.	Wounded.	Missing.	Total.
Ala.	7	9	56	294		350
Fla.	2	2	5	15		20
Ga.	27	12	334	1812		2146
La.	9	10	97	494		591
Miss.	2	10	21	135		156
N. C.	11	6	70	450		520
S. C.	15	15	246	1412		1658
Tenn.	3	3	9	122		131
Texas	3	15	47	319		366
Va.	36	6	224	1321		1545
Scat'g			13	36		49
Total	115	10	1122	6,320		7,442

BATTLES COMPARED.

165	regiments at Manassas	averaged 10 killed.
149	"	Chickahominy averaged 11 killed.
249	"	Fredericksburg averaged 5 killed.
259	"	Gettysburg averaged 12 killed.
107	"	Shiloh averaged 16 killed.

MERIDIAN (MISS.) EXPEDITION.

Feb. 1, 1864.

ILLINOIS.					
Regts.	Killed	Wounded	Missing	Total	Engaged
49th	1.....	1.....	
58th	2.....	12.....	14.....	
117th	1.....	6.....	3.....	10.....	
119th	4.....	4.....	
2d Cavalry	2.....	2.....	1.....	5.....	
3d "	4.....	1.....	8.....	13.....	
5th "	1.....	2.....	1.....	4.....	
6th "	7.....	5.....	12.....	
7th "	4.....	15.....	7.....	26.....	
9th "	1.....	20.....	10.....	31.....	
11th "	9.....	9.....	
2d Art. B.	1.....	1.....	
INDIANA.					
52d	1.....	5.....	6.....	
72d	2.....	14.....	10.....	26.....	
89th	1.....	5.....	6.....	
7th Cav.	11.....	37.....	36.....	84.....	
9th Bat.	1.....	2.....	3.....	
IOWA.					
14th	19.....	19.....	
27th	1.....	3.....	4.....	
32d	1.....	5.....	6.....	
2d Cav.	8.....	27.....	11.....	46.....	
4th "	2.....	2.....	4.....	
KENTUCKY.					
5th Cav.	5.....	3.....	8.....	
LOUISIANA.					
8th Colored	11.....	66.....	2.....	79.....	
MISSISSIPPI.					
1st Cav. Col.	10.....	13.....	13.....	38.....	
MISSOURI.					
4th Cav.	5.....	9.....	14.....	
10th "	8.....	13.....	6.....	27.....	
NEW JERSEY.					
35th	1.....	4.....	17.....	22.....	
2d Cav.	10.....	2.....	12.....	
NEW YORK.					
17th	1.....	10.....	11.....	
178th	30.....	30.....	
PENNSYLVANIA.					
19th Cav.	4.....	4.....	

TENNESSEE.

2d Cav.	1.....	15.....	16.....
3d "	5.....	5.....
4th "	11.....	18.....	5.....	34.....

U. S. REGULARS.

4th Cav.	6.....	13.....	33.....	52.....
----------	--------	---------	---------	---------

WISCONSIN.

32d	1.....	5.....	6.....
2d Cav.	1.....	1.....

SCATTERING.

Scattering	23.....	76.....	120.....	219.....
------------	---------	---------	----------	----------

CASUALTIES BY STATES.

RECAPITULATION,

States	Regts*	Average	Killed	Wounded	Missing	Total
Ills.	11....	1....	13....	66....	51....	130
Ind.	4....	3....	15....	57....	53....	125
Iowa	5....	2....	9....	30....	40....	79
Ky.	1....	5....	3....	8
La.	1....	11....	11....	66....	2....	79
Miss.	1....	10....	10....	15....	13....	38
Mo.	2....	6....	13....	22....	6....	41
N. J.	2....	1....	14....	19....	34
New Y.	2....	1....	40....	41
Pa.	1....	4....	4
Tenn.	3....	4....	11....	19....	25....	55
Reg.	1....	6....	6....	13....	33....	52
Wis.	2....	2....	5....	7
Scat.	23....	76....	120....	219
Total	113....	385....	414....	912

The expedition numbering 34,454 men satated from Vicksburg on February 1st, and made a successful raid across the State of Mississippi to Meridian and returned. Only 20 regiments made complete reports, hence the unusual number of scattering, The Rebel casualties never reported,

MIDDLE TENNESSEE CAMPAIGN.

*June 23d to July 7th, 1863***ILLINOIS.**

Regts.	Killed	Wounded	missing	Total	Engaged
19th	1.....	1.....	
21st	1.....	1.....	
27th	1.....	1.....	
34th	3.....	24.....	27.....	
35th	1.....	1.....	
38th	3.....	19.....	22.....	
73d	1.....	1.....	
79th	6.....	41.....	47.....	
89th	3.....	10.....	13.....	
98th	1.....	4.....	5.....	
104th	1.....	1.....	2.....	
123d	2.....	4.....	6.....	

INDIANA.

6th	13.....	13.....	
10th	11.....	11.....	
17th	6.....	19.....	25.....	
22d	3.....	3.....	
29th	6.....	6.....	
30th	1.....	1.....	
32d	7.....	19.....	26.....	
38th	1.....	1.....	
39th	4.....	4.....	
42d	1.....	1.....	
68th	1.....	6.....	7.....	
72d	2.....	12.....	14.....	
75th	2.....	2.....	
82d	1.....	1.....	2.....	
88th	1.....	1.....	
101st	6.....	6.....	
3d Cav.	1.....	3.....	4.....	
4th "	2.....	2.....	
4th Battery	1.....	1.....	
18th "	1.....	1.....	
18th "	1.....	1.....	

KENTUCKY.

4th	5.....	5.....	
5th	2.....	8.....	10.....	
10th	1.....	1.....	
15th	1.....	2.....	3.....	
18th	2.....	3.....	5.....	

2d Cavalry	1.....	2.....	2.....	5.....
4th "	2.....	2.....
5th "	6.....	1.....	7.....
6th "	2.....	3.....	7.....

MICHIGAN.

11th	1.....	1.....
2d Cav.	2.....	3.....	5.....
4th "	8.....	2.....	10.....
Battery A.	1.....	1.....
" D.	1.....	1.....	2.....

MINNESOTA.

2d	2.....	2.....
2d Bat.	2.....	2.....

MISSOURI.

2d	1.....	1.....
15th	1.....	1.....

OHIO.

2d	1.....	1.....	2.....
14th	2.....	1.....	3.....
15th	8.....	24.....	32.....
17th	2.....	20.....	22.....
18th	2.....	2.....
31st	2.....	13.....	15.....
33d	4.....	4.....
35th	1.....	1.....
38th	6.....	6.....
49th	5.....	15.....	20.....
69th	1.....	1.....
92d	1.....	1.....	2.....
97th	1.....	1.....
101st	2.....	2.....
105th	1.....	1.....
1st Cav.	2.....	1.....	3.....
3d "	6.....	6.....
4th "	5.....	5.....
20th Bat.	1.....	1.....

PENNSYLVANIA.

77th	4.....	35.....	39.....
79th	12.....	12.....
7th Cavalry	5.....	11.....	16.....
9th "	2.....	2.....	4.....

REGULARS. U. S.

16th	3.....	2.....	5.....
18th	15.....	15.....
19th	5.....	5.....
4th Cavalry	2.....	2.....

TENNESSEE.

1st Cav.	2.....	1.....	1.....	4.....
2d "	1.....	1.....
5th "	2.....	1.....	3.....

WISCONSIN.

10th	3	3
1st Cav.	2	2

SCATTERING.

Scattering	1	1
-------------------	-------	-------	----------------	----------------

CASUALTIES BY STATES.

RECAPITULATION.

States.	Regts.	Average.	Killed.	Wounded.	Missing.	Total.
Ill.	12	1	19	107	1	127
Ind.	18	1	18	114	132
Ky.	9	8	34	3	45
Mich.	3	1	12	6	19
Mo.	2	2	2
Minn.	1	4	4
Ohio	18	1	22	106	1	129
Penn.	4	2	11	60	71
U. S.	4	3	24	27
Tenn.	3	2	4	2	8
Wis.	2	5	5
Scat.	1	1
Total,	76	1	84	473	13	570

BATTLE OF MILL SPRING, KY.*Jan. 22, 1862.***INDIANA.**

Regts.	Killed	Wounded	Missing	Total	Engaged
9th	6.....	28.....	34.....	631
10th	10.....	75.....	85.....	

KENTUCKY.

4th	8.....	52.....	60.....	400
1st Cavalry	3.....	19.....	22.....	

MINNESOTA.

2d	12.....	33.....	45.....	600
----	---------	---------	-------	---------	-----

CASUALTIES BY STATES.

States	Regts	Average	Killed	Wounded	Missing	Total
Ind.	2....	8....	16....	103....	119
Ky.	2....	5....	11....	71....	22
Minn.	1....	12....	12....	33....	45
Total	5....	8....	39....	207....	246

REBEL ARMY MILL SPRING.**ALABAMA.**

Regts.	Killed	Wounded	Missing	Total	Engaged
16th	9.....	5.....	12.....	26.....	330

MISSISSIPPI.

15th	44.....	153.....	29.....	200.....	
------	---------	----------	---------	----------	--

TENNESSEE.

17th	11.....	25.....	2.....	38.....	
19th	10.....	22.....	2.....	34.....	
20th	33.....	59.....	18.....	110.....	
25th	10.....	28.....	17.....	55.....	
28th	3.....	4.....	5.....	12.....	
29th	5.....	12.....	10.....	27.....	600
Cavalry	1.....	1.....	

CASUALTIES BY STATES.

States	Regts.	Average	Killed	Wounded	Missing	Total
Ala.	1....	9....	9....	5....	12....	26
Miss.	1....	44....	44....	153....	29....	200
Tenn.	7....	10....	72....	151....	54....	277
Total	9....	14....	125....	319....	95....	503

Rebel army stampeded early in the engagement, leaving most of their baggage in their retreat.

BATTLE OF MINE RUN, VA.*November 26th to December 2d, 1863*

Regts,	Killed.	Wounded.	Missing,	Total.	Engaged
14th	1.....	1.....	
CONNECTICUT.					
1st	5.....	5.....	
2d	2.....	2.....	
DELAWARE.					
8th Cav.	2.....	2.....	
ILLINOIS.					
7th	1.....	21.....	7.....	29.....	
14th	5.....	5.....	
20th	14.....	14.....	
3d Cav.	2.....	2.....	
INDIANA.					
3d	1.....	6.....	3.....	10.....	
4th	6.....	6.....	
6th	1.....	1.....	
17th	7.....	43.....	2.....	52.....	
19th	1.....	1.....	
20th	2.....	2.....	
MAINE.					
6th	10.....	42.....	52.....	
MARYLAND.					
MASSACHUSETTS.					
1st	1.....	8.....	9.....	
7th	1.....	1.....	
9th	1.....	2.....	3.....	
11th	4.....	15.....	7.....	26.....	
13th	13.....	13.....	
15th	10.....	5.....	15.....	
16th	15.....	2.....	17.....	
18th	1.....	1.....	2.....	
19th	1.....	2.....	3.....	
20th	1.....	1.....	
28th	5.....	5.....	
32d	1.....	1.....	
37th	2.....	2.....	
39th	1.....	1.....	
1st Sharp's	2.....	2.....	
1st Cav.	4.....	25.....	13.....	42.....	
Battery C.	2.....	2.....	
" E.	1.....	1.....	
MICHIGAN.					
3d	1.....	17.....	11.....	29.....	

4th	3.....	3.....
5th	1.....	18.....	3.....	19.....
7th	7.....	7.....
16th	1.....	1.....
24th	1.....	1.....
26th	9.....	9.....
1st Cavalry	2.....	2.....	4.....
5th "	1.....	2.....	1.....	4.....
7th "	3.....	3.....

NEW JERSEY.

1st	2.....	2.....
11th	6.....	20.....	4.....	30.....
14th	14.....	47.....	61.....
15th	1.....	1.....
1st Cav.	9.....	18.....	27.....

NEW YORK.

39th	1.....	32.....	33.....
40th	1.....	19.....	20.....
42d	3.....	3.....
44th	1.....	2.....	3.....
52d	3.....	3.....
57th	2.....	2.....
59th	1.....	1.....
62d	1.....	1.....
64th	1.....	2.....	3.....
65th	1.....	1.....
66th	1.....	1.....
67th	2.....	2.....
70th	1.....	7.....	8.....
71st	1.....	7.....	8.....
72d	4.....	16.....	20.....
74th	1.....	9.....	10.....
82d	1.....	1.....
83d	1.....	29.....	30.....
84th	1.....	1.....
86th	3.....	29.....	32.....
88th	1.....	1.....
95th	2.....	2.....
97th	4.....	4.....
106th	1.....	13.....	1.....	15.....
108th	1.....	1.....	2.....
111th	30.....	30.....
120th	3.....	8.....	1.....	12.....
124th	16.....	16.....
125th	1.....	41.....	42.....
126th	1.....	1.....
146th	1.....	1.....
147th	4.....	4.....

151st	9.....	43.....	1.....	53.....
152d	2.....	2.....
Sharp.	2.....	1.....	3.....
2d Cav.	2.....	2.....
4th "	1.....	2.....	3.....	6.....
5th "	1.....	1.....	2.....
8th "	1.....	2.....	3.....
5th Bat.	1.....	1.....
1st Art. C.	1.....	1.....

OHIO.

4th	1.....	21.....	22.....
8th	1.....	8.....	1.....	10.....
110th	6.....	25.....	31.....
122d	5.....	33.....	38.....
126th	1.....	5.....	6.....
6th Cav.	1.....	1.....	2.....
1st Art. L.	1.....	3.....	1.....	5.....

PENNSYLVANIA.

1st Reserve	1.....	2.....	3.....
2d "	1.....	1.....
6th "	2.....	3.....	5.....
10th "	1.....	1.....
13th "	1.....	1.....
11th	1.....	1.....
23d	1.....	6.....	7.....
26th	6.....	22.....	5.....	33.....
49th	3.....	3.....
53d	8.....	8.....
56th	2.....	2.....
57th	6.....	6.....
62d	7.....	7.....
63d	13.....	1.....	14.....
67th	1.....	2.....	3.....
68th	4.....	33.....	37.....
69th	1.....	6.....	7.....
71st	3.....	3.....
72d	2.....	7.....	1.....	10.....
81st	1.....	6.....	7.....
83d	2.....	2.....
84th	9.....	5.....	14.....
87th	4.....	15.....	1.....	20.....
105th	7.....	7.....
106th	1.....	1.....
107th	1.....	1.....
118th	2.....	2.....
138th	8.....	43.....	51.....
140th	1.....	2.....	3.....
141st	3.....	10.....	13.....
155th	1.....	1.....
1st Cav.	15.....	2.....	17.....
2d "	5.....	15.....	13.....	33.....
3d "	5.....	22.....	26.....	53.....
16th "	1.....	12.....	3.....	16.....
1st Art. F.G.	1.....	1.....

REGULARS.

2d	6.....	5.....
3d	7.....	7.....
11th	1.....	2.....	3.....
12th	7.....	7.....
14th	1.....	4.....	5.....
17th	2.....	2.....
1st Sharp.	8.....	39.....	47.....
2d "	11.....	11.....
2d Art. M.	1.....	1.....
4th " C.	1.....	1.....
" K.	4.....	4.....

RHODE ISLAND.

2d	1.....	1.....
1st Art. A.	2.....	2.....
" C.	1.....	1.....

VERMONT.

10th	11.....	56.....	2.....	69.....
1st Cav.	1.....	1.....	2.....

WEST VIRGINIA.

7th	2.....	25.....	27.....
1st Cav.	4.....	4.....

WISCONSIN.

5th	2.....	2.....
6th	1.....	1.....

SCATTERING.

Scattering	26.....	26.....
------------	-------	-------	---------	---------

CASUALTIES BY STATES.**RECAPITULATION.**

States	Regts	Average	Killed	Wounded	Missing	Total
Conn.	1.....	1.....	1
Del.	2.....	7.....	7
Ills.	1.....	2.....	2
Ind.	4.....	1.....	40.....	9.....	50
Maine	6.....	1.....	8.....	59.....	5.....	72
Md.	1.....	10.....	10.....	42.....	52
Mass.	16.....	11.....	89.....	46.....	146
Mich.	10.....	3.....	56.....	21.....	80
N. J.	5.....	6.....	29.....	88.....	4.....	121
N. Y.	38.....	28.....	204.....	154.....	386
Ohio	6.....	2.....	15.....	92.....	7.....	114
Penn.	35.....	1.....	45.....	276.....	73.....	394
Reg.	7.....	1.....	10.....	56.....	28.....	94
R. I.	1.....	4.....	4
Vt.	2.....	5.....	11.....	57.....	3.....	71
West Va.	2.....	1.....	2.....	25.....	4.....	31
Wis.	2.....	3.....	3
Scat.	26.....	26
Total	139.....	1.....	173.....	1099.....	382.....	1654

REBEL ARMY.—MINE RUN, VA.

ALABAMA.					
Regts.	Killed	Wounded	Missing	Total	Engaged
3d	5.....	5.....	
5th	3.....	3.....	
12th	2.....	2.....	
GEORGIA.					
4th	3.....	3.....	
12th	1.....	2.....	3.....	
38th	1.....	1.....	
60th	8.....	13.....	16.....	
61st	1.....	10.....	11.....	
LOUISIANA.					
1st	4.....	19.....	23.....	
2d	1.....	22.....	23.....	
5th	2.....	2.....	
6th	2.....	2.....	
7th	1.....	1.....	
8th	1.....	1.....	2.....	
9th	1.....	4.....	5.....	
10th	5.....	17.....	22.....	
14th	6.....	15.....	21.....	
15th	15.....	15.....	
NORTH CAROLINA.					
1st	5.....	50.....	55.....	
2d	1.....	3.....	4.....	
3d	7.....	65.....	72.....	
4th	1.....	1.....	
5th	1.....	1.....	
14th	1.....	1.....	2.....	
32d	1.....	2.....	3.....	
43d	1.....	2.....	3.....	
45th	5.....	5.....	
53d	2.....	2.....	
54th	2.....	2.....	
57th	1.....	4.....	5.....	
Sharps rs	1.....	4.....	5.....	
VIRGINIA.					
2d	5.....	40.....	45.....	
4th	7.....	48.....	55.....	
5th	6.....	24.....	30.....	
10th	1.....	10.....	11.....	
13th	3.....	3.....	
21st	1.....	10.....	11.....	
23d	6.....	18.....	24.....	
25th	5.....	5.....	

27th	1.....	8.....	9.....
33d	1.....	4.....	5.....
37th	3.....	5.....	8.....
42d	8.....	38.....	46.....
44th	2.....	16.....	18.....
ARTILLERY.				
Artillery	4.....	12.....	16.....

CASUALTIES BY STATES.

States	Regts	Average	Killed	Wounded	Missing	Total
Ala.	3....	10....	10
Ga.	5....	1....	5....	29....	34
La.	10....	1....	18....	98....	116
N. Car.	13....	1....	18....	142....	160
Va.	13....	4....	41....	229....	270
Art.	4....	12....	16
Total	44....	2....	86....	520....	606

This engagement was one of the peculiar military blunders of the war, and it is difficult to account for such light casualties where so great an army was in action. The loss in the Rebel army was also far below their general average.

BATTLES COMPARED.

139 Regiments at Mine Run	averaged 1 killed
130 " Nashville	averaged 3 killed
118 " Winchester	averaged 5 killed
125 " Stone River	averaged 14 killed

BATTLE OF MISSIONARY RIDGE

November 24th & 25th, 1863.

ILLINOIS.

Regts.	Killed	Wounded	Missing	Total	Engaged
10th	1.....	1.....	
13th	4.....	58.....	1.....	63.....	
19th	2.....	24.....	26.....	195
22d	3.....	16.....	19.....	
25th	9.....	58.....	67.....	260
26th	10.....	82.....	1.....	93.....	
27th	8.....	70.....	78.....	
34th	1.....	1.....	2.....	
35th	6.....	48.....	54.....	
36th	3.....	26.....	29.....	
40th	7.....	43.....	1.....	51.....	
42d	5.....	46.....	51.....	214
44th	3.....	18.....	21.....	
51st	2.....	13.....	15.....	
55th	3.....	3.....	
56th	1.....	18.....	19.....	
59th	1.....	17.....	18.....	
63d	2.....	2.....	
73d	3.....	24.....	27.....	
74th	3.....	46.....	49.....	
75th	2.....	2.....	
78th	1.....	4.....	5.....	
79th	2.....	5.....	7.....	
80th	7.....	7.....	
82d	1.....	1.....	2.....	
84th	4.....	4.....	279
85th	1.....	2.....	3.....	
86th	1.....	1.....	2.....	
88th	5.....	46.....	51.....	
89th	4.....	30.....	34.....	
90th	10.....	94.....	13.....	117.....	
93d	20.....	46.....	27.....	93.....	
96th	1.....	14.....	15.....	287
100th	1.....	31.....	32.....	
101st	3.....	3.....	
103d	15.....	74.....	89.....	
104th	4.....	17.....	21.....	
116th	2.....	1.....	3.....	
125th	1.....	2.....	3.....	6.....	
1st Art. A.	1.....	1.....	

INDIANA.

6th	13	63	76
9th	2	23	25
10th		11	11
12th	10	50	2 62
15th	24	175	199 334
22d	3	42	3 48
32d	9	35	44
35th		11	11 168
36th	1	10	11
38th		9	9
40th	20	138	158
42d	8	34	42
57th	2	89	91 270
58th	5	60	65
59th		1	1
68th	3	22	1 26
74th	2	16	18 248
75th	4	15	19 312
79th		28	28
82d	4	16	20
83d		3	3
86th	6	40	46 255
87th	2	13	15 158
88th	1	16	17
99th		3	3
100th	7	105	2 114
101st	2	33	35 224

IOWA.

4th	10	37	2 49
5th	2	22	82 106 248
6th	8	57	65
9th	3	12	15
10th	12	42	8 62
17th	12	32	14 58
25th		29	29
26th		16	16
30th	4	23	27
31st	2	17	19

KANSAS.

8th	3	24	27 219
-----	---	----	--------

KENTUCKY.

3d	4	54	58 271
4th	2	9	1 12
5th	10	52	62
6th		23	23
8th		4	4 202
9th	5	30	35

10th	2.....	10.....	12.....	
17th	5.....	5.....	
21st	6.....	6.....	
23d	9.....	36.....	45.....	159
MASSACHUSETTS.					
33d	4.....	4.....	
MICHIGAN.					
10th	2.....	2.....	
11th	6.....	28.....	34.....	255
MINNESOTA.					
2d	5.....	34.....	39.....	185
4th	1.....	1.....	
MISSOURI.					
2d	2.....	17.....	19.....	
3d	7.....	7.....	
6th	1.....	1.....	
8th	2.....	1.....	3.....	
10th	11.....	53.....	64.....	
12th	1.....	23.....	3.....	27.....	
15th	5.....	22.....	27.....	
17th	5.....	14.....	1.....	20.....	
24th	1.....	4.....	5.....	
26th	15.....	34.....	4.....	53.....	
27th	2.....	11.....	13.....	
29th	2.....	24.....	28.....	54.....	
31st	1.....	21.....	6.....	28.....	
32d	2.....	2.....	
1 Art. D.	2.....	2.....	
NEW JERSEY.					
33d	2.....	21.....	23.....	
NEW YORK.					
58th	1.....	1.....	
60th	7.....	43.....	50.....	186
102d	3.....	11.....	14.....	
134th	7.....	1.....	8.....	184
136th	1.....	10.....	11.....	
137th	6.....	32.....	38.....	
141st	2.....	2.....	
143d	1.....	1.....	
149th	10.....	64.....	74.....	238
154th	6.....	6.....	
OHIO.					
1st	11.....	68.....	79.....	240
2d	4.....	12.....	16.....	
6th	6.....	28.....	5.....	39.....	
7th	16.....	58.....	74.....	226
9th	14.....	14.....	339
11th	8.....	43.....	51.....	
13th	2.....	18.....	1.....	21.....	

14th	3.....	17.....	20.....
15th	4.....	20.....	24.....
17th	2.....	14.....	16.....
19th	1.....	12.....	13.....300
24th	4.....	4.....
26th	2.....	34.....	36.....
30th	5.....	30.....	35.....
31st	11.....	36.....	47.....
33d	7.....	30.....	37.....
35th	6.....	22.....	2.....	30.....221
36th	10.....	62.....	3.....	75.....
37th	5.....	33.....	38.....
38th	9.....	37.....	46.....
40th	12.....	16.....	2.....	30.....349
41st	18.....	70.....	88.....244
46th	4.....	35.....	1.....	40.....
47th	3.....	3.....
49th	8.....	48.....	56.....
51st	1.....	5.....	6.....174
55th	3.....	5.....	8.....296
57th	5.....	5.....
59th	27.....	27.....
61st	1.....	1.....
64th	2.....	30.....	32.....226
65th	1.....	13.....	14.....
66th	5.....	10.....	15.....
69th	11.....	34.....	1.....	46.....300
73d	1.....	1.....	2.....
76th	18.....	43.....	2.....	63.....
80th	15.....	33.....	10.....	58.....
89th	3.....	14.....	17.....
92d	12.....	46.....	58.....
93d	16.....	65.....	81.....203
94th	1.....	16.....	17.....
97th	16.....	133.....	149.....434
98th	2.....	6.....	8.....
99th	3.....	13.....	16.....
105th	1.....	10.....	11.....240
108th	1.....	1.....
113th	2.....	2.....
121st	3.....	3.....
124th	5.....	22.....	2.....	29.....
125th	2.....	27.....	29.....261
PENNSYLVANIA.				
27th	12.....	59.....	13.....	84.....
28th	4.....	30.....	34.....
29th	3.....	9.....	12.....
73d	14.....	55.....	93.....	162.....

75th	2	2
111th	1	9	10
147th	19	19
REGULARS.				
15th	4	11	1	16 236
16th	1	9	10 114
18th	1	28	29 366
19th	3	3 88
WEST VIRGINIA.				
4th	7	7
WISCONSIN.				
15th	6	6 130
24th	4	33	37
SCATTERING.				
Scattering	10	10



CASUALTIES BY STATES.

RECAPITULATION

States	Regts	Average	Killed	Wounded	Missing	Total
Ills.	39	4	136	999	50	1185
Ind.	27	4	128	1061	8	1197
Iowa	10	5	53	287	106	446
Kas.	1	3	3	24	27
Ky.	10	3	32	229	1	262
Mass.	1	4	3	7
Mich.	2	3	6	28	34
Minn.	2	2	5	35	40
Mo.	14	3	45	237	43	325
N. J.	1	2	2	21	23
N. Y.	10	3	28	176	1	205
Ohio	50	5	271	1329	30	1630
Penn.	7	5	34	183	106	323
Reg.	4	1	6	51	1	58
W. Va.	1	7	7
Wis.	2	2	4	39	43
Scat.	10	10
Total	170	4	753	4722	349	5824

It will be observed that the Union loss in killed and wounded was 5,475, while the rebel loss in killed and wounded was only 2,541. But the rebel loss in prisoners was 4,146, while the Union loss in prisoners was only 349. The rebel army fought behind well constructed breastworks. The Union forces were the attacking party, and fought at great disadvantage. It is a remarkable feature of this great battle that only two batteries went forward with the assaulting columns. The rebel works were carried and victory won with the rifle.

REBEL ARMY.—MISSIONARY RIDGE.

ALABAMA.					
Regts.	Killed	Wounded	Missing	Total	Engaged
18th	4	48	157	209	
20th	9	39	10	58	
23d	2	16		18	
30th	4	17		21	
31st	2	16	5	23	
32d, 58th	8	34	215	257	
36th	9	18	120	147	
38th			214	214	
46th		5	2	7	
GEORGIA.					
34th	4	30		34	
36th		39	4	43	
39th	9	41	2	52	
40th	5	15	16	36	
41st		9	8	17	
42d		8	10	18	
43d			2	2	
52d			11	11	
56th	4	46	24	74	
MISSISSIPPI.					
24th		10	4	14	
27th		2	3	5	
29th	1	6		7	
34th		1	1	2	
TENNESSEE.					
3d		3	12	15	
4th	4	32	24	60	
5th	4	24	35	63	
18th		1		1	
19th	2	14	18	34	
24th	3	5	49	57	
26th		1		1	
31st	3	14	4	21	
32d	1	16	1	18	
33d		7	20	27	
45th	1	11		12	

Only a small part of the rebel regiments made detailed reports but the total casualties were as follows:

1st Corps	168	1138	1460	2766
2d " "	192	1036	2680	3908
Artillery	1	6	6	13
Total	361	2180	4146	6687

An error of 20 occurs in the above report as published by the War Department, which bears the signature of General Hardee. The compiler assumes that where three or more factors are stated and the total does not agree, that the error is in the addition. Hence the 20 is added to the total. See similar errors in Sherman's Atlanta, and Price's Wilson Creek report.

M.D.

BATTLE OF MONOCACY, ~~VA.~~

July 9th, 1864.

Regts.	Killed	Wounded	Missing	Total	Engaged
8th Cav.	6.....	21.....	27.....	
ILLINOIS					
MARYLAND.					
1st	1.....	13.....	5.....	19.....	
3d	2.....	7.....	4.....	13.....	
11th	2.....	2.....	
Battery	4.....	4.....	
NEW JERSEY.					
14th	24.....	87.....	29.....	140.....	
NEW YORK,					
101st	24.....	45.....	32.....	101.....	
106th	16.....	73.....	44.....	133.....	
9th Hvy Art.	13.....	89.....	99.....	201.....	
OHIO.					
110th	4.....	82.....	52.....	138.....	
122d	4.....	10.....	46.....	60.....	
126th	6.....	43.....	51.....	100.....	
144th	1.....	11.....	37.....	49.....	
149th	4.....	25.....	69.....	98.....	
159th	1.....	8.....	9.....	
PENNSYLVANIA.					
87th	12.....	30.....	32.....	74.....	
138th	39.....	29.....	68.....	
VERMONT.					
10th	5.....	20.....	31.....	56.....	
SCATTERING.					
Scattering	2.....	2.....	

CASUALTIES BY STATES.

RECAPITULATION

States	Regts.	Average	Killed	Wounded	Missing	Total
Ills.	1....	6....	6....	21....	27
Md.	3....	1....	3....	26....	9....	38
N. J.	1....	24....	24....	87....	29....	140
N. Y.	3....	17....	53....	207....	175....	435
Ohio	6....	3....	20....	117....	263....	454
Penn.	2....	0....	12....	69....	61....	142
Vt.	1....	5....	5....	20....	31....	56
Scat.	2....	2
Total	17....	7....	123....	603....	568..	1,294

Union army victorious Confederate army left 435 of their wounded on the battle field Their dead estimated at 150

MORTON'S FORD, VA.

February 6th, 1864.

CONNECTICUT.

Regts.	Killed	Wounded	Missing	Total	Engaged
14th	6	90	19	115	
DELAWARE.					
1st		6	4	10	
INDIANA.					
14th	2	13		15	
MAINE.					
19th		2		2	
NEW JERSEY.					
12th		11		11	
NEW YORK.					
10th	1	2		3	
39th	1	20	15	36	
108th		7		7	
111th		3		3	
126th	1	18	2	21	
OHIO.					
4th		17		17	
8th		2		2	
PENNSYLVANIA.					
Battery F.		1		1	
WEST VIRGINIA.					
7th		11		11	
SCATTERING.					
Scattering		1		1	
Total	11	204	40	255	

SKIRMISH AT MOSSY CREEK, TENN.

December 29, 1863.

INDIANA.

Regts.	Killed	Wounded	Missing	Total	Engaged
2d Cav.	1			1	
4th "		6		6	
18th Bat.	2	8		10	
KENTUCKY.					
16th		1		1	
7th Cav.	1	1		2	
MICHIGAN.					
2d Cav.	1	8	3	12	
OHIO.					
118th	5	31		36	
10th Cav.		4		4	
PENNSYLVANIA.					
9th Cav.	1	5	2	8	
15th "	1	5		6	
TENNESSEE.					
1st Cav.	6	13		19	
WISCONSIN.					
1st Cav.		4		4	
Total	18	86	5	109	

MUNFORDSVILLE, KY.*September 14th, 1862.***INDIANA.**

Regts.	Killed	Wounded	Missing	Total	Engaged
17th	64	64	
50th	5	395	400	
60th	2	406	408	
67th	11	32	888	931	
68th	2	558	60	
74th	1	2	167	170	
78th	52	52	
89th	3	14	927	944	
13th Bat.	41	41	

KENTUCKY.

28th	52	52	
33d	65	65	
34th	80	88	

OHIO.

1st Art. D.	122	122	
--------------------	-------	-------	------------------	------------------	--

REGULARS.

18th	118	118	
-------------	-------	-------	------------------	------------------	--

SCATTERING.

Scattering	141	141	
-------------------	-------	-------	------------------	------------------	--

Total	15	57	4076	4148	
--------------	-----------------	-----------------	-------------------	-------------------	--

Union force surrendered without making much reistance, and to a much smaller army.

REBEL CASUALTIES AT MUNFORDSVILLE.**MISSISSIPPI.**

7th	4	16	20	
9th	9	44	53	
10th	13	95	108	
29th	5	36	41	
44th	4	40	44	
Sharpsh's Battery	12	12	
	7	7	
Total	35	250	285	

MOBILE, ALA.*August 5, 1864*

Fleet consisted of 14 old war ships and 4 Monitors. Before starting in the harbor Farrigut was reminded that torpedoes had been placed in the bay by the rebels. His reply was: "Torpedoes be damn, go a head," A few minutes later the Monitor Tecumseh struck a torpedo and was blown to pieces. Only 20 out of the 100 on board were saved. Mobile and some of the Forts captured.

MURFRESBOROUGH, TENN.

December 7th, 1864.

ILLINOIS					
Regiments.	Killed	Wounded	Missing	Total	Engaged
61st	1	14	15	187
MINNESOTA.					
8th	13	77	90	549
OHIO.					
174th	6	38	44	575
181st	1	33	34	565
12th Bat.	1	1	41
NEW YORK.					
13th Bat.	4	4	65
Total	21	167	188	1972

Union army victorious, and captured 197 Rebel prisoners.

MONITOR AND MERRIMAC.

HAMPTON ROADS, March 8 and 9, 1862.

Engagement on March 8th, several old battle ships destroyed and 250 men killed or drowned, On March 9th, the Monitor engaged the Merrimac and disabled it so that the Rebels had to withdraw and finally blow it up. They reported 8 killed and 11 wounded.

BATTLE OF NASHVILLE, TENN.

December 16th, 1864.

ILLINOIS.

Regts.	Killed	Wounded	Missing	Total	Engaged
21st	7.....	7.....	
36th	3.....	7.....	2.....	12.....	
38th	2.....	2.....	
42d	2.....	13.....	15.....	350
44th	2.....	25.....	2.....	29.....	
49th	1.....	15.....	16.....	
51st	1.....	10.....	11.....	
58th	2.....	2.....	331
59th	8.....	83.....	9.....	100.....	
65th	5.....	5.....	
73d	1.....	1.....	
74th	2.....	2.....	
75th	2.....	4.....	6.....	
79th	5.....	5.....	212
80th	2.....	5.....	7.....	
84th	8.....	1.....	9.....	
89th	4.....	16.....	20.....	
95th	1.....	1.....	
96th	3.....	9.....	1.....	13.....	
100th	2.....	2.....	
107th	2.....	2.....	
112th	1.....	1.....	
114th	3.....	12.....	15.....	
115th	9.....	9.....	
117th	2.....	12.....	14.....	
119th	8.....	8.....	
122d	23.....	23.....	
6th Cav.	2.....	9.....	11.....	
7th "	4.....	27.....	31.....	
9th "	1.....	12.....	13.....	
16th "	1.....	4.....	5.....	
2d Art. G.	1.....	1.....	

INDIANA.

9th	18.....	18.....	
30th	6.....	6.....	
31st	10.....	33.....	43.....	528
35th	2.....	2.....	4.....	
40th	1.....	10.....	11.....	
51st	15.....	88.....	103.....	
83d	1.....	15.....	1.....	17.....	

57th	1.....	15.....	16.....
63d	1.....	1.....
68th	1.....	7.....	8.....
80th	1.....	3.....	4.....
81st	5.....	20.....	25.....
84th	1.....	19.....	20.....
86th	1.....	7.....	8.....
89th	2.....	15.....	17.....
91st	5.....	5.....
93d	1.....	13.....	14.....
123d	1.....	6.....	7.....
124th	3.....	3.....
128th	1.....	1.....
129th	6.....	6.....
130th	1.....	9.....	10.....
6th Cav.	7.....	1.....	8.....
9th "	1.....	1.....
10th "	2.....	20.....	1.....	23.....
11th "	2.....	40.....	42.....
13th "	1.....	4.....	2.....	7.....
3d Battery	1.....	1..... 114
20th "	8.....	8.....
IOWA.				
12th	1.....	18.....	19.....
27th	12.....	12..... 477
32d	1.....	24.....	25..... 362
35th	2.....	16.....	18.....
2d Cav.	4.....	19.....	23.....
5th "	1.....	3.....	4.....
8th "	1.....	1.....
2d Battery	1.....	1.....
KANSAS.				
8th	8.....	32.....	40..... 141
10th	23.....	23..... 187
KENTUCKY.				
12th	2.....	2.....
16th	1.....	1.....
21st	3.....	4.....	7.....
23d	3.....	3.....
26th	2.....	44.....	46.....
28th	1.....	4.....	5.....
MICHIGAN.				
23d	9.....	9.....
25th	5.....	5.....
2d Cav.	1.....	1.....
MINNESOTA.				
5th	14.....	92.....	1.....	107.....
7th	6.....	54.....	60.....

9th	8.....	50.....	58.....
10th	17.....	60.....	77.....

MISSOURI.

11th	4.....	83.....	87.....
15th	1.....	9.....	10.....
21st	1.....	1.....
33d	3.....	42.....	45.....280
12th Cav.	5.....	40.....	45.....
2d Art. A.	1.....	1.....
“ I.	3.....	3.....

NEW YORK.

178th	1.....	3.....	4.....
-------	--------	--------	-------	--------

OHIO.

15th	3.....	24.....	27.....
18th	11.....	40.....	9.....	60.....325
26th	1.....	1.....	2.....
41st	1.....	28.....	3.....	32.....
45th	1.....	3.....	4.....
49th	10.....	44.....	54.....
50th	2.....	2.....
51st	1.....	10.....	11.....560
64th	5.....	2.....	7.....
65th	4.....	6.....	10.....356
71st	21.....	101.....	122.....
72d	3.....	3.....
99th	4.....	29.....	33.....
93d	3.....	25.....	28.....
95th	1.....	8.....	9.....
97th	1.....	25.....	26.....
99th	7.....	7.....
101st	1.....	9.....	10.....
104th	2.....	2.....
111th	1.....	9.....	10.....
118th	6.....	6.....
124th	3.....	23.....	1.....	27.....
125th	1.....	3.....	4.....
183d	1.....	7.....	8.....
7th Cav.	2.....	9.....	11.....
Battery G.	1.....	2.....	3.....

PENNSYLVANIA.

77th	1.....	15.....	16.....
19th Cav.	2.....	10.....	9.....	21.....
Battery B.	1.....	2.....	3.....

TENNESSEE.

3d	3.....	8.....	11.....
5th	1.....	1.....
6th	1.....	9.....	10.....
2d Cav.	4.....	4.....
4th “	1.....	7.....	8.....

10th "	7.....	28.....	35.....
12th "	3.....	31.....	1.....	35.....

WISCONSIN.

8th	7.....	55.....	62.....
24th	1.....	2.....	3.....
33d	3.....	3.....

COLORED, U. S.

12th	10.....	104.....	114.....
13th	55.....	165.....	1.....	221.....
14th	4.....	41.....	20.....	65.....
17th	16.....	68.....	84.....
18th	1.....	5.....	3.....	9.....
44th	4.....	4.....
100th	12.....	121.....	133.....

SCATTERING.

Scattering	19.....	72.....	32.....	123.....
------------	---------	---------	---------	----------

CASUALTIES BY STATES.

RECAPITULATION

States	Regts.	Average	Killed	Wounded	Missing	Total
Ills.	31....	1....	42....	341....	15....	398
Ind.	27....	1....	49....	383....	5....	437
Iowa	7....	1....	9....	94....	103
Kas.	2....	4....	8....	55....	63
Ky.	6....	1....	6....	58....	64
Mch.	3....	15....	15
Minn.	4....	12....	45....	256....	1....	302
Mo.	5....	3....	15....	178....	192
N. Y.	1....	1....	1....	3....	4
Ohio	25....	2....	69....	424....	25....	518
Penn.	2....	2....	4....	27....	9....	40
Tenn.	7....	2....	15....	88....	1....	104
Wis.	3....	2....	8....	60....	68
Colored	7....	13....	98....	508....	24....	630
Scat.	19....	72....	32....	123
Total	130....	3....	387....	2562....	112....	3,061

33 regiments and 29 batteries present that were not engaged, or at least, had no casualties. The engagement at Nashville was one of the most complete victories for the Union army fought during the war. The rebel commander made no detailed complete report. Killed estimated at 1,750. 13,000 prisoners and 72 cannons captured.

BATTLES COMPARED.

130	Regiments at Nashville averaged 3 killed.
118	" Winchester averaged 5 killed.
125	" Stone River averaged 14 killed.
107	" Shiloh averaged 16 killed.

BATTLE OF NEW BERNE, N. C.*March 14, 1862.***CONNECTICUT.**

Regts.	Killed	Wounded	Missing	Total	Engaged
8th	2	4		6	
10th	7	17		24	
11th	6	21		27	

MASSACHUSETTS.

21st	15	42		57	743
23d	7	24		31	
24th	10	45		55	309
25th	4	16		20	
27th	9	43		52	610

NEW JERSEY.

9th	4	58		62	
-----	---	----	--	----	--

NEW YORK.

51st	11	60		71	
1st Art.		1		1	
Battery	2	7	1	10	

PENNSYLVANIA.

		9		9	
--	--	---	--	---	--

RHODE ISLAND.

4th	11	25		36	
5th	2	8		10	

CASUALTIES BY STATES.

RECAPITULATION

States.	Regts.	Average	Killed	Wounded	Missing	Total
Conn.	3	5	15	42		57
Mass.	5	9	45	170		215
N. J.	1	4	4	58		62
N. Y.	1	13	13	68	1	82
Penn.				9		9
R. I.	2	6	13	33		46
Total	12	7	95	385	1	471

REBEL ARMY.—NEW BERNE.**NORTH CAROLINA.**

Regts.	Killed	Wounded	Missing	Total	Engaged
7th	6	15	30	51	
26th	5	10	72	87	
27th	4	8	42	54	
28th			6	6	
33d	32	28	144	204	614
35th	5	11	9	25	
37th	1	3	8	12	
Battery	10	11	22	43	
2 Batteries	1	15	8	24	96
Total	64	101	413	578	

BATTLE OF OLUSTEE, FLA.

February 20th, 1864.

CONNECTICUT.

Regts.	Killed	Wounded	Missing	Total	Engaged
7th	5.....	42.....	22.....	69.....	375

MASSACHUSETTS.

40th	2.....	29.....	5.....	36.....	
Cavalry	5.....	5.....	

NEW HAMPSHIRE.

7th	17.....	71.....	120.....	208.....	705
-----	---------	---------	----------	----------	-----

NEW YORK.

47th	30.....	197.....	93.....	313.....	
48th	17.....	154.....	44.....	215.....	
115th	29.....	208.....	59.....	296.....	

REGULARS.

1st Art. B.	3.....	13.....	16.....	
“ M.	4.....	22.....	6.....	32.....	
3d “ E.11.	22.....	6.....	39.....	

RHODE ISLAND.

Battery C.	1.....	5.....	6.....	
------------	--------	--------	-------	--------	--

COLORED.

1st	22.....	131.....	87.....	230.....	
8th	49.....	188.....	73.....	310.....	575
54th	13.....	65.....	8.....	86.....	493
Total	293.....	1152.....	506.....	1861.....	

REBEL ARMY.—OLUSTEE, FLA.

GEORGIA.

Regts.	Killed	Wounded	Missing	Total	Engaged
1st	3.....	25.....	28.....	890
6th	5.....	56.....	61.....	618
19th	8.....	88.....	96.....	591
23d	2.....	66.....	2.....	70.....	599
27th	7.....	67.....	74.....	695
28th	10.....	85.....	95.....	538
32d	15.....	149.....	164.....	1936
64th	17.....	88.....	2.....	107.....	746

FLORIDA.

1st	3.....	47.....	50.....	
2d	12.....	95.....	109.....	528
6th	9.....	73.....	82.....	
Battery C.	3.....	3.....	
“ G.	2.....	5.....	7.....	164
Total	93.....	847.....	6.....	946.....	

BATTLE OF PEA RIDGE, ARK.*March 6 and 8, 1862.***ILLINOIS**

Regiments.	Killed	Wounded	Missing	Total Engaged
25th	3.....	18.....	3.....	24.....
35th	14.....	47.....	52.....	113.....
36th	4.....	37.....	27.....	68.....
37th	20.....	121.....	3.....	144.....
44th	1.....	2.....	3.....
59th	9.....	57.....	66.....
3d Cav.	9.....	36.....	20.....	65.....
2d Art. A.	17.....	17.....

INDIANA.

8th	5.....	27.....	32.....
18th	3.....	23.....	26.....
22d	9.....	33.....	42.....
1st Bat.	5.....	6.....	11.....

IOWA.

4th	18.....	139.....	3.....	160.....
9th	38.....	176.....	4.....	218.....
3d Cav.	24.....	17.....	9.....	50.....
1st Battery	3.....	14.....	17.....
3d "	2.....	17.....	3.....	22.....

MISSOURI.

2d	8.....	34.....	11.....	53.....
12th	3.....	29.....	2.....	34.....
15th	11.....	11.....
17th	2.....	8.....	10.....
24th	3.....	16.....	7.....	26.....
1st Cav.	12.....	71.....	10.....	93.....
B. H. Cav.	2.....	2.....	2.....	6.....
T. H. "	3.....	11.....	3.....	17.....
Cavalry	5.....	8.....	3.....	16.....
1st Battery	1.....	3.....	2.....	6.....
2d "	3.....	8.....	8.....	19.....
	5.....	5.....

OHIO.

2d Battery	1.....	2.....	3.....
4th "	1.....	4.....	5.....

SCATTERING.

Scattering	2.....	2.....
------------	-------	--------	-------	--------

CASUALTIES BY STATES.**RECAPITULATION.**

States.	Regts.	Average.	Killed.	Wounded.	Missing.	Total.
Ill.	8....	8....	60....	335....	105....	500
Ind.	3....	5....	17....	88....	6....	111
Iowa	3....	28....	85....	363....	19....	467
Mo.	10....	4....	40....	189....	67....	296
Ohio	1....	3....	4....	8
Scat.	2....	2
Total	24....	8....	203....	989....	201....	1384

Rebel army 15,000 strong, including 5,000 Indians, defeated. The Indians killed and scalped all who fell into their hands. Rebel casualties unknown.

BATTLE OF PERRYVILLE, KY.

October 8th, 1862.

Regts.	Killed	Wounded	Missing	Total	Engaged
ILLINOIS					
21st	6.....	6.....	
24th	28.....	79.....	8.....	115.....	
36th	9.....	64.....	4.....	77.....	
44th	1.....	11.....	12.....	
59th	25.....	59.....	29.....	113.....	
73d	2.....	33.....	35.....	
75th	46.....	167.....	12.....	225.....	
80th	11.....	45.....	56.....	
85th	5.....	38.....	9.....	52.....	
86th	1.....	14.....	15.....	
88th	5.....	38.....	43.....	
123d	35.....	119.....	35.....	189.....	
125th	1.....	8.....	9.....	
Battery I.	3.....	3.....	
INDIANA.					
10th	4.....	7.....	11.....	
22d	49.....	87.....	23.....	159.....	
38th	27.....	125.....	152.....	
40th	2.....	2.....	
42d	20.....	133.....	21.....	174.....	
80th	25.....	116.....	16.....	157.....	
87th	2.....	2.....	
88th	2.....	20.....	22.....	
4th Battery	3.....	8.....	11.....	
5th "	2.....	13.....	6.....	21.....	90
19th "	2.....	13.....	3.....	18.....	
KENTUCKY.					
15th	66.....	130.....	196.....	
2d Cav.	4.....	1.....	5.....	
Battery A.	3.....	9.....	1.....	13.....	
MICHIGAN.					
21st	22.....	22.....	
1st Eng.	14.....	3.....	17.....	
2d Cav.	4.....	13.....	17.....	
1st Battery	1.....	6.....	7.....	
MINNESOTA.					
2d	1.....	1.....	
2d Bat.	4.....	1.....	5.....	
MISSOURI.					
2d	18.....	51.....	1.....	70.....	
15th	1.....	7.....	8.....	

OHIO.

2d	27	77	6	110	
3d	43	147		190	500
9th		1	2	3	
10th	60	169		229	
33d	21	78	10	109	
35th			4	4	
50th	22	32	79	133	597
52d		3		3	
94th	7	17	25	49	500
98th	35	162	32	229	
105th	43	147	13	303	
121st	3	23	16	42	

PENNSYLVANIA.

79th	40	146	30	216	
7th Cav.		4	4	8	

REGULARS.

18th		3		3	
Battery I.		1		1	

WISCONSIN.

1st	58	132	14	204	
10th	37	109	4	150	376
21st	38	103	56	197	
24th	1			1	
5th Battery I.	1			2	

SCATTERING.

Scattering	12	26	47	85	
------------	----	----	----	----	--

CASUALTIES BY STATES.**RECAPITULATION.**

States.	Regts.	Average.	Killed.	Wounded.	Missing.	Total
Ills.	13	13	169	684	97	950
Ind.	8	14	134	526	69	729
Ky.	2	34	69	143	2	214
Mich.	2	2	5	55	3	63
Minn.				4	1	5
Mo.	2	9	19	58	1	78
Ohio	12	21	261	856	187	1304
Penn.	2	20	40	150	34	224
Reg.	1			4		4
Wis.	4	33	135	345	74	554
Scatt.	1		12	26	47	85
Total	47	18	844	2851	515	4210

The Battle of Perryville, considering the numbers engaged and the duration of the conflict, from 2:30 to 6 p. m. was notably one of the hardest of the civil war conflicts. The Union force engaged was less than 25,000 men, one-half of which were new recruits and inexperienced in battle, which is always a strong factor in their favor. Twenty regiments arrived on the battle field too late to be engaged. Nine batteries engaged but the infantry suffered nearly all the loss. Rebels admitted having had 980 killed and 1,520 wounded which they left on the field,

BATTLE OF PETERSBURG, VA.

June 15 to 30, 1864.

CONNECTICUT.

Regiments.	Killed.	Wounded.	Missing.	Total.	Engaged
6th	5.....	16.....	18.....	39.....	
7th	5.....	11.....	15.....	31.....	
8th	2.....	25.....	27.....	
10th	1.....	1.....	2.....	4.....	
11th	6.....	52.....	5.....	63.....	
14th	2.....	9.....	2.....	13.....	
21st	9.....	9.....	
1st Cavalry	3.....	8.....	45.....	56.....	
1st Hy. Art.	8.....	8.....	
2d "	8.....	15.....	8.....	31.....	

DELAWARE.

1st	1.....	2.....	1.....	4.....	
2d	3.....	14.....	29.....	46.....	
3d	9.....	56.....	65.....	
4th	21.....	91.....	112.....	
1st Cavalry	1.....	2.....	3.....	

DISTRICT OF COLUMBIA.

1st Cav.	14.....	58.....	66.....	138.....	
----------	---------	---------	---------	----------	--

ILLINOIS.

39th	5.....	25.....	1.....	31.....	
8th Cav.	1.....	5.....	6.....	

INDIANA.

7th	9.....	41.....	5.....	55.....	
13th	3.....	9.....	12.....	
19th	10.....	48.....	58.....	
20th	5.....	44.....	49.....	
3d Cav.	1.....	9.....	14.....	24.....	

MAINE.

6th	1.....	1.....	2.....	
7th	2.....	5.....	7.....	
8th	9.....	36.....	9.....	54.....	
9th	9.....	46.....	1.....	56.....	
11th	10.....	4.....	14.....	
16th	1.....	16.....	17.....	
17th	14.....	69.....	4.....	87.....	
19th	4.....	10.....	61.....	75.....	
20th	5.....	3.....	8.....	
31st	12.....	46.....	58.....	
32d	6.....	36.....	42.....	
1st Hy. Art.	90.....	459.....	31.....	580.....	

Battery B.	1.....	2.....	3.....
“ D.	1.....	1.....
“ F.	2.....	8.....	10.....
“ G.	2.....	2.....

MARYLAND.

1st	5.....	8.....	13.....
2d	2.....	38.....	2.....	42.....
3d	7.....	17.....	24.....
4th	3.....	5.....	8.....
5th	2.....	9.....	11.....
6th	2.....	3.....	5.....
7th	4.....	18.....	22.....
8th	1.....	5.....	6.....
P. Legion	4.....	14.....	18.....
1st Cav.	1.....	1.....	2.....

MASSACHUSETTS.

10th	1.....	7.....	8.....
11th	2.....	18.....	20.....
12th	6.....	22.....	28.....
13th	2.....	15.....	17.....
15th	1.....	5.....	67.....	73.....
16th	2.....	23.....	2.....	27.....
18th	8.....	8.....
19th	1.....	9.....	192.....	202.....
20th	4.....	15.....	51.....	70.....
21st	4.....	27.....	4.....	35.....
22d	7.....	19.....	26.....
23d	2.....	2.....
24th	8.....	8.....
25th	11.....	44.....	55.....
27th	13.....	30.....	43.....
28th	4.....	20.....	3.....	27.....
29th	6.....	24.....	30.....
32d	11.....	28.....	39.....
35th	5.....	5.....
36th	6.....	28.....	34.....
37th	3.....	7.....	10.....
39th	8.....	23.....	31.....
40th	3.....	8.....	11.....
56th	10.....	41.....	16.....	77.....
57th	13.....	25.....	9.....	47.....
58th	8.....	35.....	1.....	44.....
59th	11.....	58.....	5.....	74.....
1st Sharp's	1.....	1.....
1st Hy. Art.	31.....	222.....	194.....	447.....
Battery C.	2.....	2.....
“ E.	2.....	2.....	4.....
9th Battery	2.....	5.....	7.....

11th "	2	3	5
14th "	2	1	3
5th Cav. Col.	3	19	22

MICHIGAN.

1st	1	4	5
2d	21	170	13
4th	3	5	8
5th	17	54	21
7th	1	4	1
8th	7	39	46
16th	6	21	27
17th		3	3
20th	14	55	69
24th	8	36	1
26th	4	19	2
27th	17	106	5
1st Sharp.	22	53	81
1st Cav.			1

MINNESOTA.

1st	4	18	22
2d Sharp.	1		1

NEW HAMPSHIRE.

2d		6	6
3d	7	27	1
4th	3	24	4
5th	10	55	8
6th	3	32	1
7th	8	21	1
9th	7	33	
10th	4	15	
11th	5	33	2
12th	1	11	
13th	5	44	3
1st Cav.	2	9	48
1st Bat.		2	2

NEW JERSEY.

4th		1	1
5th	5	45	4
6th	6	34	5
7th	6	43	42
8th	5	31	11
9th	1	9	4
10th		3	3
11th	7	43	17
12th		4	4
14th	1	3	4
15th		3	3
3d Cav.			9
1st Art. B.	1		1

NEW YORK.

3d	3.....	19.....	22.....
5th	11.....	18.....	4.....	33.....
10th	3.....	7.....	1.....	11.....
39th	3.....	25.....	24.....	52.....
40th	14.....	29.....	2.....	45.....
42d	11.....	93.....	104.....
43d	1.....	1.....
44th	4.....	8.....	12.....
46th	9.....	34.....	43.....
47th	10.....	10.....
48th	3.....	14.....	17.....
49th	3.....	3.....
51st	6.....	6.....
52d	9.....	43.....	2.....	54.....
57th	7.....	45.....	1.....	53.....
59th	1.....	11.....	61.....	73.....
61st	4.....	27.....	7.....	38.....
62d	8.....	20.....	10.....	38.....
63d	5.....	29.....	19.....	53.....
64th	2.....	9.....	21.....	32.....
65th	2.....	2.....
66th	6.....	13.....	53.....	72.....
67th	2.....	4.....	6.....
69th	3.....	22.....	18.....	43.....
71st	5.....	15.....	3.....	23.....
72d	3.....	11.....	14.....
73d	1.....	5.....	6.....
74th	2.....	8.....	10.....
76th	10.....	31.....	41.....
77th	7.....	7.....
81st	1.....	5.....	6.....
82d	1.....	9.....	111.....	121.....
86th	1.....	14.....	2.....	17.....
88th	3.....	20.....	32.....	55.....
89th	10.....	82.....	2.....	94.....
92d	1.....	11.....	12.....
93d	5.....	20.....	11.....	36.....
94th	6.....	23.....	2.....	31.....
95th	8.....	37.....	1.....	46.....
96th	1.....	9.....	10.....
97th	5.....	49.....	2.....	56.....
98th	6.....	14.....	30.....	50.....
100th	1.....	2.....	3.....	6.....
104th	3.....	25.....	1.....	29.....
106th	1.....	4.....	3.....	8.....
108th	4.....	4.....	8.....
109th	26.....	81.....	20.....	127.....

111th	14.....	45.....	18.....	77.....	
112th	2.....	5.....	7.....	
115th	1.....	14.....	15.....	
117th	6.....	40.....	3.....	49.....	
118th	2.....	19.....	21.....	
120th	1.....	7.....	8.....	
121st	1.....	8.....	9.....	
122d	1.....	2.....	3.....	
124th	2.....	17.....	1.....	20.....	
125th	11.....	44.....	30.....	85.....	365
126th	8.....	21.....	3.....	32.....	
139th	2.....	7.....	9.....	
140th	1.....	18.....	3.....	22.....	
142d	2.....	29.....	31.....	
146th	4.....	13.....	17.....	
147th	10.....	47.....	57.....	
148th	16.....	74.....	26.....	116.....	
152d	8.....	32.....	40.....	
155th	17.....	62.....	79.....	
164th	5.....	54.....	4.....	63.....	
169th	8.....	64.....	3.....	75.....	
170th	22.....	111.....	3.....	136.....	
179th	11.....	70.....	10.....	91.....	
182d	19.....	7.....	10.....	104.....	
Sharp.	4.....	12.....	1.....	17.....	
2d Hy. Art.	28.....	218.....	60.....	306.....	
4th "	16.....	88.....	104.....	
6th "	7.....	84.....	1.....	92.....	
7th "	33.....	152.....	316.....	501.....	
8th "	42.....	261.....	5.....	308.....	1654
9th "	7.....	7.....	
10th "	6.....	38.....	44.....	
14th "	38.....	152.....	60.....	250.....	
15th "	11.....	73.....	84.....	
2d Cavalry	3.....	12.....	32.....	47.....	
3d "	4.....	18.....	80.....	102.....	
5th "	3.....	94.....	97.....	
8th "	5.....	8.....	104.....	117.....	
22d "	1.....	7.....	125.....	133.....	
24th "	38.....	156.....	3.....	197.....	
2d M. Rifle	18.....	82.....	2.....	102.....	
1st Art. B.	1.....	1.....	
" C.	1.....	1.....	
" D.	1.....	2.....	3.....	
" E.	1.....	1.....	
" H.	3.....	3.....	
" L.	1.....	1.....	
3d "	E.	1.....	1.....	

7th Bat.	2.....	2.....
11th "	1.....	3.....	4.....
12th "	1.....	1.....	9.....	11.....
15th "	2.....	4.....	6.....
19th "	3.....	3.....
27th "	3.....	3.....
34th "	7.....	7.....

OHIO.

4th & 8th	1.....	22.....	23.....
60th	20.....	69.....	5.....	94.....
67th	13.....	1.....	14.....
11th	4.....	4.....
122d	1.....	1.....
126th	1.....	1.....	2.....
180th	1.....	1.....
132d	2.....	2.....
133d	2.....	2.....
134th	1.....	4.....	5.....
2d Cav.	4.....	28.....	70.....	102.....
1st Art. H.	5.....	5.....

PENNSYLVANIA.

11th	1.....	24.....	25.....
23d	1.....	13.....	14.....
45th	7.....	31.....	1.....	39.....
48th	15.....	57.....	3.....	75.....
49th	2.....	2.....
50th	16.....	43.....	3.....	64.....
51st	12.....	47.....	59.....
53d	10.....	33.....	56.....	99.....
55th	24.....	124.....	8.....	156.....
56th	11.....	34.....	45.....
57th	5.....	19.....	7.....	31.....
58th	1.....	2.....	3.....
61st	4.....	4.....
62d	1.....	12.....	13.....
63d	9.....	30.....	15.....	54.....
69th	10.....	20.....	73.....	103.....
72d	6.....	11.....	38.....	55.....
76th	7.....	7.....
81st	6.....	18.....	1.....	25.....
82d	1.....	2.....	3.....
83d	11.....	11.....	2.....	24.....
84th	2.....	13.....	15.....
85th	5.....	13.....	4.....	22.....
87th	7.....	33.....	64.....	104.....
88th	3.....	19.....	22.....
90th	4.....	22.....	26.....
91st	11.....	68.....	79.....

93d	3	16		19
95th	4	4		8
97th	5	31		36
98th	2	15		17
99th	7	27		34
100th	4	45		49
102st	3	18		21
105th	8	25	10	43
106th	5	77	85	167
107th	4	23		27
110th	2	21	2	25
115th	1	6	5	12
116th	5	35	30	70
118th		5		5
119th		3	4	7
121st	3	6	1	10
139th	4	11		15
140th	6	22	3	31
141st	4	17	3	24
142d	1	11		12
143d	7	45		52
145th	5	29	111	154
148th	5	25	46	76
149th	3	24		27
150th	4	20		24
155th	12	65		77
157th	7	33		40
183d	3	24	6	33
184th	17	22	184	223
187th	23	165	1	189
188th	2	2		4
190th	13	43		56
191st	8	51		59
2d H. Art.	16	94	16	126
2d P. H. Art	40	193	13	246
3d Cav.	1			1
5th "	9	32	166	207
8th "			2	2
11th "	21	45	117	183
21st "	11	86	1	98
1st Art. B.		2		2
" F.		1		1
Battery D		3		3
REGULARS,				
4th	1	7		8
10th	1	7		8
11th	9	16	1	26
12th	3	20		23
14th	1	23		24

17th	3.....	3.....
1st Sharp.	8.....	21.....	5.....	34.....
2d "	6.....	38.....	28.....	72.....
1st Art. B.	4.....	28.....	32.....
" K.	1.....	38.....	39.....
4th Art. C.E	1.....	31.....	32.....
" K.	3.....	3.....
" L.	1.....	1.....
5th Art. A.	1.....	6.....	7.....
" D.	11.....	11.....

RHODE ISLAND.

2d	1.....	1.....
7th	4.....	17.....	21.....
1st Art. A.	7.....	7..... 120
" B.	1.....	1.....
" E.	5.....	2.....	7.....
" F.	5.....	5.....

WEST VIRGINIA.

7th	14.....	1.....	15.....
-----	-------	---------	--------	---------

VERMONT.

2d	1.....	1.....
3d	1.....	1.....	2.....
4th	7.....	18.....	141.....	166.....
5th	1.....	1.....
6th	1.....	4.....	5.....
10th	8.....	6.....	2.....	16.....
11th	9.....	36.....	257.....	302.....
17th	13.....	33.....	46.....
1st Cavalry	4.....	22.....	75.....	101.....

WISCONSIN.

5th	1.....	1.....	2.....
6th	7.....	49.....	10.....	57.....
7th	12.....	52.....	64.....
19th	1.....	2.....	3.....
36th	16.....	107.....	123..... 765
37th	33.....	122.....	2.....	157.....
38th	4.....	45.....	1.....	50.....
Battalion	3.....	3.....
4th Bat.	3.....	3.....

COLORED.

1st	17.....	114.....	25.....	156.....
2d	1.....	1.....
4th	15.....	110.....	10.....	135.....
5th	4.....	31.....	6.....	41.....
6th	8.....	48.....	20.....	76.....
10th	1.....	5.....	6.....
19th	2.....	2.....
22d	14.....	116.....	8.....	138.....
30th	1.....	1.....
39th	2.....	2.....

43d	1.....	1.....
SCATTERING.				
Scattering	1.....	10.....	11.....

CASUALTIES BY STATES.

RECAPITULATION.

States.	Reg's.	Average.	Killed.	Wounded.	Missing.	Total
Conn.	10	3	32	154	95	281
Del.	5	6	54	164	32	230
D. of C	1	14	14	58	66	138
Ills.	2	2	5	26	6	37
Ind.	5	5	28	151	19	198
Maine	12	13	155	745	116	1016
Md.	10	3	30	118	3	151
Mass.	30	6	182	816	544	1542
Mich.	14	8	121	569	125	815
Minn.	2	2	5	18	22	45
N. H.	12	4	55	312	68	435
N. J.	12	3	32	219	92	343
N. Y.	88	7	625	3151	1581	5357
Ohio	11	2	26	151	78	255
Penn.	66	6	456	2135	1083	3674
R. I.	2	2	4	36	2	42
Reg.	8	3	30	162	131	323
Vt.	9	4	43	122	475	640
W. Va.	1	14	1	15
Wis.	7	10	74	375	13	462
Color'd	11	6	61	429	69	559
Sea't's	1	10	11
Total	318	6	2013	9935	4621	16569

Union army consisted of 318 regiments, 15 of which were heavy artillery, and 42 batteries which had light casualties. The 1st Maine heavy artillery and the 24th New York cavalry were in unusually hot quarters.

SKIRMISH AT PARKER'S CROSS ROADS.

December 31, 1862.

ILLINOIS.

Reg'ts.	Killed	Wounded	Missing	Total	Engaged
18th	7.....	5.....	12.....	65
122d	16.....	50.....	15.....	81.....	529
11th Cav.	1.....	1.....	9.....	11.....	11

INDIANA.

50th	4.....	39.....	18.....	61.....	525
------	--------	---------	---------	---------	-----

IOWA.

39th	3.....	33.....	11.....	47.....	495
------	--------	---------	---------	---------	-----

OHIO.

27th	2.....	2.....
------	-------	--------	-------	--------	-------

WISCONSIN.

7th Bat.	3.....	8.....	12.....	23.....	30
Total,	27.....	140.....	70.....	237.....

BATTLE OF PRAIRIE GROVE. ARK*December 7th 1862.***ARKANSAS.**

Regiments	Killed	Wounded	Missing	Total	Engaged
1st Cav.	4.....	4.....	47.....	55.....	

ILLINOIS.

10th	2.....	2.....	
37th	8.....	58.....	8.....	74.....	
94th	1.....	31.....	2.....	34.....	

INDIANA.

26th	25.....	175.....	1.....	201.....	
2d Battery	8.....	8.....	

IOWA.

19th	45.....	145.....	3.....	193.....	
20th	9.....	40.....	49.....	
1st Cav.	1.....	1.....	

INDIANS.

1st	2.....	4.....	6.....	
3d	1.....	1.....	2.....	

KANSAS.

11th	6.....	63.....	69.....	
12th	3.....	29.....	32.....	
13th	8.....	43.....	5.....	56.....	
2d Cav.	3.....	22.....	25.....	
6th "	1.....	1.....	
1st Bat.	1.....	10.....	11.....	

MISSOURI.

1st Cav.	5.....	13.....	18.....	
6th "	1.....	30.....	31.....	
7th "	5.....	6.....	131.....	142.....	
8th "	1.....	3.....	9.....	13.....	
Battery E.	2.....	6.....	8.....	
" L.	1.....	2.....	3.....	

WISCONSIN.

20th	50.....	154.....	13.....	217.....	
------	---------	----------	---------	----------	--

CASUALTIES BY STATES.

RECAPITULATION.

States	Regts	Average	Killed	Wounded	Missing	Total
Ark.	1....	4....	4....	4....	47....	55
Ills.	3....	3....	9....	91....	10....	110
Ind.	1....	25....	25....	183....	1....	209
Indians	2....	1....	3....	5....	8
Iowa	3....	18....	54....	186....	3....	243
Ks.	5....	4....	21....	167....	6....	194
Mo.	4....	2....	9....	23....	183....	215
Wis.	1....	50....	50....	154....	13....	217
Total	20....	9....	175....	813....	263....	1251

BATTLE OF PORT HUDSON, MISS.

May 23d to July 8th, 1863

CONNECTICUT.

Regts.	Killed.	Wounded.	Missing.	Total.	Engaged.
12th	18	83		101	
13th	7	23	1	31	
24th	14	52		66	
25th	5	39	2	46	
26th	15	160	1	176	
28th	7	44	11	62	

ILLINOIS.

6th Cav.	1	6	6	13	
7th "		4		4	

INDIANA.

1st Bat.	4	11	7	22	
----------	---	----	---	----	--

LOUISIANA.

1st	31	89	3	123	
2d	32	108	4	144	
1st N. G.	34	95		129	
3d "	10	38	3	51	
1st Cav.	10	22	38	70	
1st Engin.	8	26	19	53	

MAINE.

12th	10	59	1	70	
14th	5	28		33	
21st	15	63	10	88	
22d	4	19	6	29	
24th		13		13	
26th	5	12	5	22	
28th	3	9		12	
1st Battery	1	19		20	

MASSACHUSETTS.

4th	8	60		68	
39th		19		19	
31st	13	49		62	
38th	15	90	3	108	
48th	9	53		62	
49th	18	83	1	102	
50th		5		5	
52d	8	14	2	24	
53d	17	99	5	121	
3d Cav.	2	5	2	9	
2d Battery		2	3	5	
4th "		2		2	
6th "		1		1	

MICHIGAN.

6th	20.....	129.....	149.....
-----	---------	----------	-------	----------

NEW HAMPSHIRE.

8th	30.....	198.....	30.....	258.....
15th	17.....	58.....	2.....	77.....

NEW YORK.

75th	10.....	92.....	5.....	107.....
90th	7.....	43.....	50.....
91st	21.....	120.....	8.....	149.....
110th	5.....	23.....	9.....	37.....
114th	11.....	60.....	2.....	73.....
116th	20.....	105.....	5.....	130.....
128th	23.....	100.....	6.....	129.....
131st	21.....	88.....	10.....	119.....
133d	23.....	90.....	2.....	115.....
156th	3.....	27.....	30.....
159th	17.....	54.....	2.....	73.....
160th	2.....	39.....	41.....
161st	3.....	14.....	17.....
162d	6.....	50.....	3.....	59.....
165th	16.....	87.....	3.....	106.....
173d	13.....	78.....	1.....	92.....
174th	2.....	9.....	3.....	14.....
175th	6.....	43.....	2.....	51.....
177th	4.....	19.....	23.....
14th Cav.	2.....	6.....	20.....	28.....
18th Batt.	3.....	3.....

REGULARS.

1st Art. A.	3.....	13.....	3.....	19.....
" F.	1.....	2.....	3.....
" L.	2.....	2.....
2d Art. C.	1.....	1.....
5th Art. G.	2.....	2.....	4.....

RHODE ISLAND.

2d Cav.	6.....	2.....	8.....
---------	-------	--------	--------	--------

VERMONT.

8th	25.....	132.....	9.....	166.....
1st Bat.	1.....	6.....	7.....
3d "	2.....	2.....

WISCONSIN.

4th	49.....	117.....	53.....	219.....
-----	---------	----------	---------	----------

COLORED.

5 Regts	15.....	12.....	4.....	31.....
---------	---------	---------	--------	---------

SCATTERING.

Scattering	1.....	4.....	5.....
------------	--------	--------	-------	--------

CASUALTIES BY STATES.

RECAPITULATION

States.	Regts.	Average.	Killed.	Wounded.	Missing.	Total.
Conn.	6	11	66	401	15	482
Ills.	2		1	10	6	17
Indiana			4	11	7	22
La.	6	20	125	378	67	570
Maine	7	6	43	222	22	287
Mass.	10	9	90	482	16	588
Mich.	1	20	20	129		149
New H.	2	23	47	256	32	335
N. York	20	10	215	1150	81	1446
Reg.			6	18	5	29
R. I.	1			6	2	8
Vt.	1	25	26	140	9	175
Wis.	1	49	49	117	53	219
Colored	5	3	15	12	4	31
Seat.			1	4		5
Total	62	11	708	3336	319	4363

The garrison consisting of 8,000 men surrendered on July 8th, Two attempts were made to capture the garrison by assault; both failed. 496 killed in the two assaults.

BATTLE OF PEACH TREE CREEK, GA.*July 22d, 1864.*

	Killed	Wounded	Missing	Total	Engaged
Union	587	2,445	1,948	4,979	

Commander of the Union army followed his usual slouchy manner of reporting in bulk instead of making a detailed report No statement made of rebel casualties but estimated to have been equal if not more than the Union loss.

POISON SPRING, ARK.*April 18, 1864.***INDIANA.**

Regts.	Killed.	Wounded.	Missing.	Total.	Engaged
2d Battery	1	4		5	33

IOWA.

18th	59	21		80	383
-------------	-----------	-----------	--	-----------	------------

KANSAS.

14th	9			9	92
2d Cav.	1	4	8	13	122
6th "	3	1		4	102
Colored	117	65		182	438
Total,	190	95	8	293	1170

REBEL CASUALTIES.**21.....124..... 18.....163.....**

Two brigades of the rebel army made no report, which would increase their casualties. Rebels killed all the Negro soldiers that fell into their hands. The number killed in the 18th Iowa Infantry is undoubtedly not correct, as the names of that number cannot be found in the Adjutant Generals report.

POCOTALIGO, S. C.

*October 22, 1862.***CONNECTICUT.**

Regts.	Killed.	Wounded.	Missing.	Total.	Engaged.
6th	5.....	29.....	34.....	
7th	2.....	27.....	29.....	

MASSACHUSETTS.

1st Cav.	2.....	2.....	
----------	-------	--------	-------	--------	--

NEW HAMPSHIRE.

3d	3.....	3.....	
4th	27.....	27.....	

PENNSYLVANIA.

47th	18.....	94.....	112.....	
55th	4.....	25.....	1.....	30.....	
75th	12.....	66.....	1.....	79.....	

RHODE ISLAND.

31 Bat.	3.....	3.....	
---------	-------	--------	-------	--------	--

U. S. REGULARS.

1st Art. M.	1.....	9.....	10.....	
3d " E.	1.....	9.....	1.....	11.....	

Total	43.....	294.....	3.....	340.....	
--------------	----------------	-----------------	---------------	-----------------	--

Rebel Loss	21.....	124.....	18.....	163.....	
-------------------	----------------	-----------------	----------------	-----------------	--

PLYMOUTH, N. C.

April 17, 1864.

16th Conn	463	24th N. Y. Battery	122
2d Mass. Hy Art.	269	191st Pa. Inft.	409
3d N. Carolina	106	103d "	485
85th N. Y.	544	Scattering	255
12th N. Cavalry	121	Total	2,834

The entire garrison surrendered. No casualties reported by War Department, but this must not be accepted as literally true, for the garrison was captured and could make no report. The 85th New York had 8 killed and 3 wounded and 263 out of the 544 captured, died in Andersonville Prison. The 24th N. Y. battery had two killed and 69 of those captured, died in rebel prisons.

RAYMOND, MISSISSIPPI.

May 12th, 1863.

Regts.	Killed.	Wounded.	Missing.	Total.	Engaged.
Union	66.....	339.....	37.....	442.....	
Rebel	100.....	305.....	415.....	820.....	

BATTLE OF RAPPAHANNOCK, VA.

November 7th, 1863.

Regts.	Killed.	Wounded.	Missing,	Total.	Engaged
MAINE.					
5th	7.....	28.....	35.....	
6th	38.....	101.....	139.....	
20th	1.....	6.....	7.....	
MASSACHUSETTS.					
10th	2.....	2.....	
18th	2.....	14.....	16.....	
22d	8.....	8.....	
MICHIGAN.					
16th	3.....	3.....	
NEW YORK.					
43d	4.....	6.....	10.....	
44th	3.....	5.....	8.....	
121st	4.....	21.....	25.....	
122d	3.....	10.....	13.....	
PENNSYLVANIA.					
49th	3.....	17.....	20.....	
61st	1.....	1.....	
83d	2.....	2.....	
95th	1.....	1.....	
96th	1.....	1.....	
118th	2.....	2.....	
119th	7.....	37.....	1.....	45.....	
RHODE ISLAND.					
1st Art. C.	2.....	2.....	
REGULARS.					
2d	1.....	1.....	
3d	1.....	1.....	
11th	1.....	1.....	2.....	
12th	4.....	4.....	
14th	2.....	2.....	
17th	1.....	1.....	
5th Art. F.	3.....	3.....	
VERMONT.					
4th	1.....	1.....	
5th	3.....	3.....	
WISCONSIN.					
5th	10.....	49.....	59.....	
SCATTERING.					
Scattering	2.....	2.....	

CASUALTIES BY STATES.
RECAPITULATION.

States	Regts	Average	Killed	Wounded	Missing	Total
Maine	3	15	46	135		181
Mass.	3		2	24		26
Mich.	1			3		3
N. Y.	4	3	14	42		56
Penn.	7	1	10	61	1	72
Reg.	6		1	8	5	14
R. I.				2		2
Vt.	2			4		4
Wis.	1	10	10	49		59
Scatt'ng				4		4
Total	27	2	83	330	6	419

BATTLE OF RICHMOND, KY.

August 30th, 1862.

INDIANA.

Regts	Killed	Wounded	missing	Total	Engaged
12th	25	148	608	781	
16th	25	120	395	540	
55th	11	47	429	487	
66th	23	68	516	607	
69th	17	111	498	626	
71st	29	91	593	712	

KENTUCKY.

3d	1	14	73	88	
18th	39	111	237	387	
6th Cav.		1	62	63	
7th "	5	25	238	268	

MICHIGAN.

1st Art. F.	6	9	54	69	
-------------	---	---	----	----	--

OHIO.

95th	24	94	548	666	
------	----	----	-----	-----	--

TENNESSEE.

3d			38	38	
----	--	--	----	----	--

SCATTERING.

Scattering	1	5	14	20	
------------	---	---	----	----	--

CASUALTIES BY STATES.

RECAPITULATION.

States	Regts.	Average	Killed	Wounded	missing	Total
Ind.	6	21	130	585	3039	3754
Ky.	4	11	45	151	610	806
Mich.			6	9	54	64
Ohio	1	24	24	94	548	666
Tenn.	1				38	38
Scat.			1	5	14	20
Total	12	17	206	844	4303	5353

Union army surrendered after a sharp encounter in which the 12 regiments engaged averaged 17 killed per regiment.

—◆—

REBEL ARMY—RICHMOND, KY.

ARKANSAS.

4th	6.....	17.....		23.....
13th	6.....	23.....		29.....
15th	2.....	19.....		21.....
30th	1.....	9.....		10.....
Batt'n		6.....		6.....
1st M. Rifle	8.....	18.....		26.....
2d "	1.....	10.....		11.....

TENNESSEE.

2d	17.....	95.....		112.....
5th	2.....	23.....		25.....
12th	5.....	27.....		32.....
13th	12.....	35.....	1.....	48.....
47th	8.....	24.....		32.....
84th	4.....	42.....		46.....
154th	4.....	16.....		20.....

TEXAS.

Battery	2.....	4.....		5.....
Scattering		4.....		4.....
Total,	78.	372.....	1.....	451.....

—◆—

BATTLE OF ROANOKE ISLAND, N.C.

February 8th, 1862.

CONNECTICUT.

Regiments.	Killed.	Wounded.	Missing.	Total.	Engaged
10th	6.....	49.....		55.....	

MASSACHUSETTS.

21st	5.....	39.....		44.....	
23d	3.....	8.....		11.....	
25th	6.....	44.....		50.....	500
27th	4.....	12.....		16.....	

NEW JERSEY.

9th	7.....	28.....	2.....	35.....	
-----	--------	---------	--------	---------	--

NEW YORK.

9th		17.....		17.....	
51st	3.....	11.....	9.....	23.....	
99th	2.....	5.....		7.....	

PENNSYLVANIA.

51st		1.....	2.....	3.....	
------	--	--------	--------	--------	--

SCATTERING.

Scattering	1.....			1.....	
Total	37.....	214.....	13.....	264.....	

Rebel army of 1,000 men surrendered. They reported no casualties, 4 Union regiments present not engaged.

BATTLE OF SABINE CROSS ROADS*April 8th, 1864.***ILLINOIS.**

Regiments.	Killed.	Wounded.	Missing.	Total	Engaged.
47th	7.....	2.....	9.....	
49th	8.....	30.....	11.....	49.....	
58th	5.....	31.....	36.....	
77th	6.....	29.....	136.....	171.....	
87th	4.....	15.....	2.....	21.....	
119th	1.....	2.....	3.....	
130th	2.....	23.....	232.....	257.....	
2d Cav.	2.....	40.....	3.....	45.....	
Battery	2.....	3.....	23.....	28.....	

INDIANA.

16th	4.....	19.....	32.....	55.....	
46th	8.....	12.....	86.....	106.....	
67th	4.....	20.....	18.....	42.....	
89th	6.....	50.....	2.....	58.....	
1st Battery	3.....	2.....	5.....	
3d "	3.....	3.....	

IOWA.

14th	19.....	61.....	9.....	89.....	
24th	1.....	19.....	21.....	41.....	388
27th	4.....	70.....	14.....	88.....	
28th	8.....	41.....	26.....	75.....	419
32d	35.....	115.....	60.....	210.....	
35th	6.....	57.....	1.....	64.....	

KENTUCKY.

19th	2.....	18.....	231.....	251.....	
------	--------	---------	----------	----------	--

LOUISIANA.

1st Cav.	4.....	31.....	14.....	49.....	
2d Cav.	1.....	11.....	19.....	31.....	

MAINE.

13th	5.....	30.....	20.....	55.....	
15th	1.....	16.....	11.....	28.....	
29th	1.....	26.....	27.....	
30th	11.....	58.....	69.....	138.....	

MASSACHUSETTS.

31st	3.....	39.....	16.....	58.....	
3d Cav.	8.....	52.....	11.....	71.....	
Battery B.	1.....	18.....	1.....	20.....	

MINNESOTA.

5th	1.....	1.....	
-----	-------	-------	--------	--------	--

MISSOURI.

23d	3.....	12.....	1.....	16.....	
24th	9.....	80.....	7.....	96.....	
6th Cav.	1.....	15.....	3.....	19.....	

NEW HAMPSHIRE.

8th	2.....	22.....	32.....	56.....	
-----	--------	---------	---------	---------	--

NEW YORK.

114th	3	13	4	20
116th	2	29	3	34
153d	1	28	4	33
160th	8	27	9	44
161st	9	43	38	90
162d	16	48	47	111
165th	3	24	70	97
173d	4	39	157	200
178th	2	22	7	31
2d Cav.		6		6
14th "	4	19	19	42
18th "	2	10	2	14
25th Batt'y	2	3		5

OHIO.

48th		5	174	179
56th	2	14	19	35
83d	1	8	22	31
96th	4	23	30	57

PENNSYLVANIA.

47th	7	34		41
------	---	----	--	----

REGULARS.

1st Art. L.	2	5		7
5th " G.	4	13		17

RHODE ISLAND.

3d Cavalry	1			1
------------	---	--	--	---

VERMONT.

1st Battery	1			1
-------------	---	--	--	---

WISCONSIN.

23d	7	16	41	64
29th	5	12	43	60

SCATTERING.

Scattering		5		5
------------	--	---	--	---

CASUALTIES BY STATES.

RECAPITULATION,

States	Regts.	Average	Killed	Wounded	Missing	Total
Ills.	8	3	30	180	409	619
Ind.	4	5	22	107	140	269
Iowa	6	12	73	363	131	567
Ky.	1	2	2	18	231	251
La.	2	2	5	42	33	80
Me.	4	4	18	130	100	248
Mass.	2	6	12	109	28	149
Minn.	1				1	1
Mo.	3	4	13	107	11	131
N. H.	1	2	2	22	32	56
New Y.	12	4	56	311	360	727
Ohio	4	1	7	50	245	302
Pa.	1	7	7	34		41
Reg.			6	18		24
R. I.	1		1			1
Vt.				1		1
Wis.	2	6	12	28	84	124
Scat.				5		5
Total	52	5	266	1526	1895	3596

The Union army met with reverses during the early part of the engagement but to some extent regained in the latter part, but abandoned the battle field at night.

Rebel casualties never reported, but estimated by philosophic Union Generals who assumed that, as they were defeated, they inflicted greater punishment on the enemy than they, themselves received, at 486 killed and 1,024 wounded, Total 1,510.

BATTLE OF SALTVILLE, VA.

October 2, 1864.

KENTUCKY.

Regts	Killed	Wounded	Misslug	Total	Engaged
26th	1	3	4	
30th	5	2	7	
35th	3	11	21	35	
37th	2	9	11	
39th	1	10	11	
40th	1	1	
45th	2	2	
11th Cav.	10	1	11	
13th "	4	13	1	18	

MICHIGAN.

11th Cav. **11**..... **61**..... **16**..... **88**.....

OHIO.

12th Cav. **5**..... **31**..... **12**..... **48**.....

COLORED.

5th **22**..... **37**..... **53**..... **112**.....

Total **54**..... **190**..... **104**..... **348**.....

BATTLE OF SECESSIONVILLE, S.C.

June 16, 1862.

Regts.	Killed	wounded	Missing	total	Engaged
CONNECTICUT.					
7th	9.....	69.....	4.....	82.....	598
MASSACHUSETTS.					
28th	8.....	47.....	12.....	67.....	544
MICHIGAN.					
8th	12.....	123.....	50.....	185.....	534
NEW YORK.					
46th	6.....	17.....	10.....	33.....	474
79th	9.....	73.....	28.....	110.....	474
PENNSYLVANIA.					
100th	9.....	33.....	6.....	48.....	421
SCATTERING.					
Scattering	1.....	3.....	4.....	266
Total	54.....	365.....	110.....	529.....	3562

Union army defeated.

REBEL ARMY SECESSIONVILLE.

GEORGIA.					
47th	1.....	1.....
LOUISIANA.					
4th	6.....	22.....	28.....
SOUTH CAROLINA.					
1st	1.....	1.....
9th	3.....	23.....	3.....	29.....
22d	10.....	8.....	18.....
24th	3.....	7.....	2.....	12.....
25th	4.....	14.....	18.....
1st Batt'n	10.....	30.....	2.....	42.....
1st Art.	15.....	39.....	1.....	55.....
Total	52.....	144.....	8.....	204.....

SKIRMISH AT SPRINGFIELD, MO.

October 25th, 1861.

Union	13.....	27.....	10.....	52.....	430
Rebel	23.....	23.....	300

This is known as Zagouyi's Charge, but the credit is not alone due to that dashing officer and his 150 men as his report falsely shows. In the charge was a Company of the 23d Illinois and an independent Company of 180 men, which were in the action and reported casualties.

BATTLE OF SOUTH MOUNTAIN, VA.*September 14, 1862.*

Regts.	Killed.	Wounded.	Missing	Total	Engaged.
INDIANA.					
7th	12.....	12.....	
19th	9.....	37.....	7.....	53.....	
MASSACHUSETTS.					
12th	1.....	1.....	2.....	
21st	7.....	7.....	
28th	7.....	7.....	
35th	3.....	37.....	23.....	63.....	
8th Battery	1.....	4.....	5.....	
MICHIGAN.					
8th	8.....	8.....	
17th	26.....	106.....	132.....	
NEW HAMPSHIRE.					
9th	23.....	6.....	29.....	
NEW YORK.					
21st	1.....	3.....	4.....	
22d	10.....	20.....	30.....	
23d	6.....	6.....	
24th	1.....	25.....	26.....	
26th	2.....	2.....	
30th	4.....	5.....	9.....	
35th	2.....	10.....	13.....	
46th	2.....	7.....	9.....	
51st	4.....	17.....	16.....	
76th	2.....	18.....	20.....	
79th	12.....	12.....	
83d	1.....	1.....	2.....	
84th	5.....	15.....	8.....	28.....	
89th	2.....	18.....	20.....	
94th	2.....	2.....	4.....	
95th	11.....	1.....	12.....	
97th	2.....	3.....	5.....	
104th	1.....	1.....	
105th	1.....	2.....	3.....	
OHIO.					
11th	7.....	34.....	3.....	44.....	
12th	13.....	47.....	5.....	65.....	
23d	32.....	95.....	3.....	130.....	
28th	3.....	12.....	15.....	
30th	17.....	53.....	70.....	
36th	7.....	18.....	25.....	
1st Battery	1.....	6.....	7.....	

PENNSYLVANIA.

1st R	10.....	30.....	40.....
2d R	5.....	12.....	17.....
4th R	5.....	22.....	27.....
5th R	1.....	9.....	10.....
6th R	11.....	43.....	54.....
7th R	5.....	7.....	12.....
8th R	15.....	34.....	1.....	50.....
9th R	10.....	33.....	43.....
10th R	4.....	18.....	22.....
11th R	12.....	30.....	42.....
12th R	6.....	19.....	25.....
13th R	11.....	39.....	50.....
11th	2.....	2.....
45th	27.....	107.....	134.....
48th	11.....	1.....	12.....
50th	3.....	3.....
51st	3.....	27.....	30.....
56th	1.....	11.....	3.....	15..... 245
90th	2.....	2.....
100th	8.....	37.....	45.....
107th	2.....	10.....	12.....

REGULARS. U. S.

1st Sharp.	2.....	2.....
------------	-------	--------	-------	--------

WISCONSIN.

2d	6.....	19.....	1.....	26.....
6th	11.....	79.....	2.....	92.....
7th	11.....	116.....	20.....	147.....

SCATTERING.

Scattering	2.....	1.....	3.....
------------	--------	--------	-------	--------

CASUALTIES BY STATES.**RECAPITULATION.**

States.	Regts.	Average.	Killed.	Wounded.	Missng.	Total.
Ind.	2....	4....	9....	49....	7....	65
Mass.	4....	1....	5....	56....	23....	84
Mich.	2....	13....	26....	114....	140
N. H.	1....	23....	6....	29
N. Y.	19....	2....	39....	173....	10....	222
Ohio	6....	12....	89....	265....	11....	356
Penn.	21....	6....	136....	506....	5....	647
Reg.	1....	2....	2
Wis.	3....	9....	28....	214....	23....	265
Scat.	2....	1....	3
Total,	59....	5....	325....	1403....	85....	1813
		Killed	Wounded	Missng	Total	Engaged
R. Loss	224.....	860.....	1084.....

BATTLE OF SHILOH.

April 6th & 7th 1862.

Copyright by W. P. KREMER, 1898.

ILLINOIS.

Regiments.	Killed.	Wounded.	Missing.	Total.	Engaged
7th	17	81	1	99	
8th	30	91	3	124	476
9th	61	300	5	366	600
11th	17	69	17	103	239
12th	22	76	3	101	350
14th	35	126	4	165	
15th	49	117		166	508
17th	15	118	5	138	
18th	17	68	2	87	
20th	22	107	7	136	
28th	29	211	5	245	558
29th	12	73	4	89	
32d	39	114	5	158	570
34th*	15	112		127	
40th	47	160	9	216	
41st	21	73	3	97	
43d	50	118	29	197	500
45th	23	187	3	213	213
46th	25	134	1	160	
48th	18	112	3	133	
49th	19	83	8	110	
50th	12	68	4	84	
52d	23	123	9	155	
55th	51	197	27	275	375
57th	25	110	3	138	
58th	20	47	223	290	613
61st	12	45	18	75	
4th Cav.		6		6	
11th "	3	6		9	
1st Art. A.	4	26		30	
1st " B.	1	5		6	
1st " E.	1	17		18	
1st " H.			6	6	
1st " I.		2		2	
2d " D.	4	9		13	
2d " E.	1	4		5	
2d " F.		6	3	9	
4th " A.		6		6	

INDIANA.

6th*	4	36	2	42	
9th*	17	153		170	569
11th*	11	51		62	
23d*	7	35	1	43	500
24th*	6	45		51	500

*Engaged on Monday only.

25th	21	115	3	139	
29th★	4	76		80	
30th★	12	115	2	129	
31st	21	114	3	138	
32d★	10	86		96	
36th★	9	36		45	400
39th★	2	34		36	380
44th	24	174		198	478
57th★		4		4	
2d Cav.★		2		2	890
6th Bat.	1	5		6	
9th "★	1	5		6	
IOWA.					
2d	8	60	4	72	
3d	23	134	30	187	
6th	64	100	37	201	623
7th	19	17	7	34	
8th	39	72	379	481	
11th	33	160	1	194	750
12th	12	38	429	479	
13th	20	139	3	162	727
14th	9	28	236	273	
15th	21	156	8	185	
16th	17	101	13	131	
KENTUCKY.					
1st★	11	56	4	71	522
2d★	15	59	1	75	663
5th★	7	56		63	
6th★	10	93		103	480
9th★	15	76	1	92	
11th	5	48	2	55	
13th★	8	41	10	59	
17th	18	69	1	88	250
20th★	3	23	6	32	404
25th	7	27		34	
26th★	9	61	1	71	270
MICHIGAN.					
12th	27	54	109	190	
15th	23	74	5	102	
MINNESOTA.					
1st Art.	3	8		11	
MISSOURI.					
8th★	1	18		19	
13th	10	79	1	81	450
14th	2	6		8	
18th	15	82	147	244	
21st	18	46	64	128	
23d	27	59	410	496	
25th	28	84	37	149	
1st Art.	3	14		17	
1st " D.		6		6	
1st " H.		17		17	
1st " I.★		1		1	
1st " K.		4		4	
NEBRASKA.					
1st★	4	22	2	28	500

OHIO.

1st★	2	47	1	50	
6th★	2	5	2	9	598
13th★	11	48	7	66	
15th★	7	66	2	75	
19th★	4	44	7	55	
20th★	1	19		20	500
24th★	5	65	6	76	550
41st★	21	111	1	133	371
46th	37	185	24	246	
48th	12	73	18	103	
49th★	6	34		40	
53d	9	33	2	44	
54th	15	139	12	166	
57th	10	72	12	94	
58th★	9	42		51	500
59th★	6	51		57	
70th	9	57	11	77	
71st	14	44	41	109	512
72d	15	73	45	133	
76th★		4	1	5	
77th	51	116	51	218	
78th★	1	9		10	
81st	4	17	2	23	
5th Cav.	1	6		7	
1st Art. G★		2		2	
5th Art.	1	19		20	
8th Art.		3		3	
13th "	1	8		9	
14th "	4	26		30	

PENNSYLVANIA.

77th★	3	7		10	
-------	---	---	--	----	--

WISCONSIN.

14th	16	74	3	93	730
16th	40	188	26	254	
18th	23	83	174	280	

U. S. REGULARS.

15th★	4	59		63	336
16th★	6	50		56	294
19th★	5	32		37	
2d & 4th C	1	5		6	
4th Art H M★	2	6		8	
5th " H.★	1	13		14	

SCATTERING.

Scattering	1	5	2	8	
------------	---	---	---	---	--

CASUALTIES BY STATES.

States.	Regts.	Average.	Killed.	Wounded.	Missing.	Total.
Ills.	29	25	740	3198	409	4347
Ind.	15	19	150	1086	11	1247
Iowa	11	23	247	965	1147	2359
Ky.	11	10	108	609	26	743
Mich.	2	25	50	133	170	353
Minn.		3	3	8		11
Mo.	7	14	104	407	659	1170
Neb.	1	4	4	22	2	28
Ohio	24	11	258	1418	255	1931
Pa.	1	3	3	7		10
Wis.	3	26	79	345	203	627
U.S. Reg	3	6	19	165		184
Scatt'ng			1	5	2	8
Total	107	16	1,766	8,368	2,884	13,018

Battle commenced just before sunrise on Sunday morning. In anticipation of an engagement, the Union army most exposed was up at midnight and was standing in line awaiting the attack. The presence of a great body of Rebel troops, within hearing distance of the Union camps, was known and reported to headquarters on Friday and Saturday afternoons. No one was surprised at the attack, except two or three thick-headed West Point graduates, who placed their stupidity on record as late as 5 P. M. Saturday, by telegraphing to Washington that "I do not apprehend anything like an attack on our position as no considerable body of Rebel troops are north of Corinth."

In taking the position at Pittsburg Landing, the Union Generals assumed that if an attack was made, the enemy would come from the west. The camps were accordingly fronted to the west, with flanks towards the south exposed and unprotected. The enemy came and made the attack from the south. It took no little time for the Union army to shift around to a desirable position, and while doing so, was severely handled by the enemy, but not any more so than they received during the same time, as their death list plainly shows. See Map of battle field and positions occupied in the morning and at 6 o'clock.

The battle was at a stand-still by 5 o'clock, and the Rebels made no advance after that time. They fell back two or three miles after dark, where they went into camp.

It was getting dark when the first reinforcements arrived and the division of 8,000 men from Crumps Landing, (5 miles away) arrived at the Snake Creek bridge at 9 o'clock.

Owing to a heavy fog the advance did not commence on Monday until 9 o'clock, and no determined stand was made by the enemy and they were in full retreat by 1 o'clock.

NAMES of 6th IOWA'S KILLED AT SHILOH.

A.	D.	G.
JOHN BOARDMAN.	O. P. ATKINSON.	JAMES CALHOUN.
SAMUEL W. BOWERS.	WILLIAM DELAP.	WILLIAM DAVIS.
HENRY M. HOWE.	DAVID W. MCGEE.	DAVID MORELAND.
MATTHEW MITCHELL.	GEO. R. VINCENT.	L. D. PRATHER.
GEORGE W. SHARP.	E.	GEORGE REEDY.
FRED. W. WEED.	NATHANIEL CARTER.	H.
GEORGE W. WILLSEY.	WM. B. CRAWFORD.	WILLIAM T. HUFFORD
WM. H. WILLSEY.	JAS. R. DUNCAN.	GEORGE KNUCK.
B.	OLIVER P. EVANS.	FRANK T. SCOTT.
JOHN W. ARMSTRONG.	THOMAS FULLERTON.	ALBERT M. SMITH.
CHAS. J. CHEENEY.	D. J. HAYS.	HENRY W. SMITH.
MONROE HARDING.	JOHN L. HARRISON.	I.
DANIEL ISEMINGER.	S. KELLOGG.	GEORGE W. CLARK.
ZARAK M. LANSING.	HILAS L. KILLS.	ARCHIBALD CONNERS.
OLIVER B. MILLER.	THOS. MCKISSICK.	GUSTAVE JOHNSON.
JOHN M. SAYER.	WILLIAM SWAYNG.	DAVID KEE.
WILLIAM SHEETS.	WILLIAM H. WAUGH.	C. C. PHILBROOK.
JAS. H. SPARLING.	F.	W. W. WADSWORTH.
JOHN M. WEAVER.	Z. F. DELANY.	ALBERT WENTWORTH
C.	GEO. W. HESS.	K.
JOHN LOCKHARD.	JAMES HIGHT.	JAMES CACKLY.
CHARLES J. PAYNE.	GRUNDY LOCK.	ROBERT CRAWFORD.
GEORGE REED.	JACKSON WIGGINS.	R. E. WHITE.
WALTER SMITH.		HENRY YOUNG.

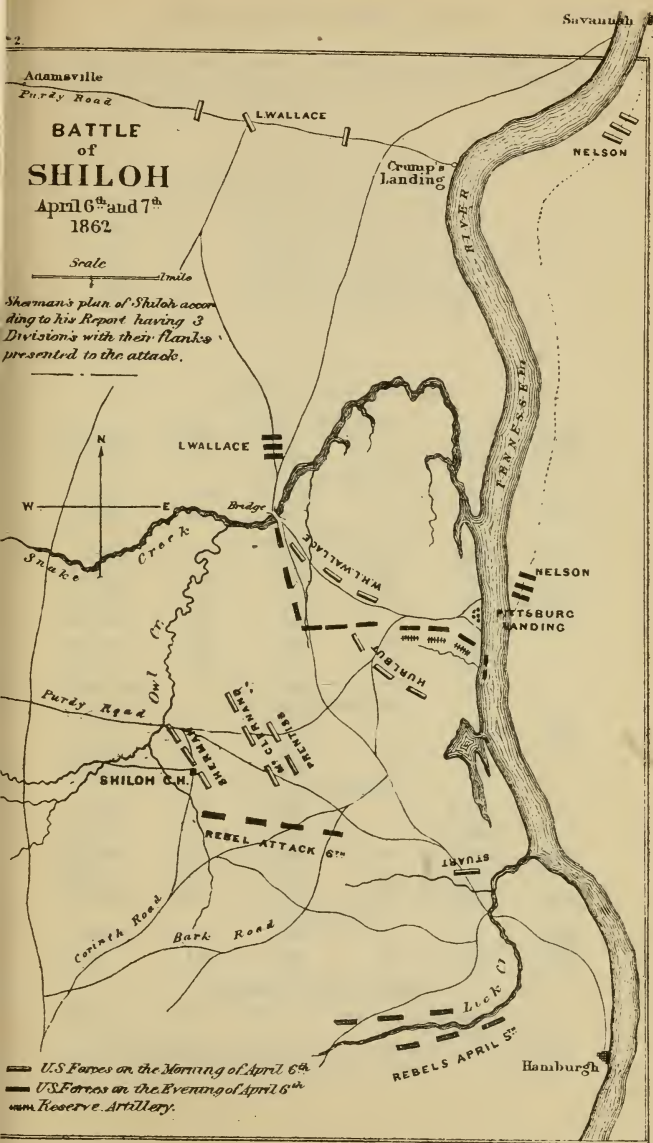
Adamsville
Purdy Road




BATTLE of SHILOH

April 6th and 7th
1862

Scale
1 mile

Sherman's plan of Shiloh according to his Report having 3 Divisions with their flanks presented to the attack.



 U.S. Forces on the Morning of April 6th
 U.S. Forces on the Evening of April 6th
 Reserve Artillery.



The 68 regiments engaged on Sunday averaged 25 killed per regiment, and is the highest record known in history. The regiments engaged on Monday averaged 6 killed.

BATTLES COMPARED.

107 Regiments at Shiloh averaged 16 killed
259 " Gettysburg averaged 12 killed.
175 " Chancellorsville averaged 6 killed.
149 " Chickahominy averaged 11 killed.
125 " Stone River averaged 14 killed
170 " Antietam averaged 12 killed.

REBEL ARMY—SHILOH.

ALABAMA.

Regiments.	Killed.	Wounded.	Missing.	Total	Engaged
18th	20	80	20	120	413

ARKANSAS.

9th	8	55		63	160
13th	25	72	3	100	306

LOUISIANA.

4th	24	163	22	209	675
16th	14	49	27	90	555
18th	13	80	118	211	500
19th	15	50		65	300
O. G.	17	55	18	90	
C. R.	23	84	20	127	
Battery	1	13		14	

MISSISSIPPI.

3d	6	12		18	300
6th	54	190	56	300	425
Battery	5	12	2	19	

TENNESSEE.

4th	36	186		222	
13th	22	137		159	
27th	27	115	48	190	365
33d	20	103	17	140	
154th	25	163	17	205	650

TEXAS.

9th	14	42	11	67	226
C. G.	10	35	1	46	160

REBEL CASUALTIES.

Total 1,728...8012...959...10,699.....

The Rebel army had 81 regiments as follows: Infantry 34,727, Artillery 1,973 and 2,073 Cavalry, total 38,773.

STERLING'S PLANTATION, LA.

September 29, 1863.

Regts.	Killed	Wounded	missing	Total	Engaged
ILLINOIS.					
2d Cav.	2.....	2.....	4.....	
INDIANA.					
26th	3.....	16.....	218.....	237.....	
IOWA.					
19th	10.....	23.....	210.....	243.....	
20th	1.....	1.....	
MISSOURI.					
6th Cav.	5.....	5.....	
1st Art. B.	3.....	4.....	18.....	25.....	
Total	16.....	45.....	454.....	515.....	
Rebel	26.....	85.....	10.....	121.....	

Union force nearly all captured in this engagement,

BATTLE OF STONE RIVER, TENN.

December 30, 31, 1862.

ILLINOIS.

Regts.	Killed	Wounded	Missing	Total	Engaged
19th	14	83	11	108	375
21st	57	187	59	303	
22d	21	116	56	193	
24th		4	52	56	
25th	16	75	5	96	
27th	9	69	25	103	
34th	21	100	74	195	354
35th	10	51	25	86	
36th	46	151	15	112	
38th	34	109	34	177	
42d	19	96	46	161	
44th	29	109	17	155	
51st	7	41	9	57	
59th	7	43	30	80	
73d	16	64	8	88	
74th	8	35	42	85	
75th	2	21	59	82	
79th	24	71	124	219	437
84th	35	124	8	167	360
88th	14	50	48	112	
89th	10	46	94	150	
100th	7	39		46	421
110th	7	49	2	58	
6th Cav.		2		2	
1st Art. C.	5	21	25	51	
Battery	3	10		13	

INDIANA.

6th	17	50	37	104	
9th	11	87	11	109	372
15th	38	143	7	188	440
22d	7	39	18	64	
29th	15	68	52	135	337
30th	31	110	72	213	488
31st	5	45	37	87	
32d	12	40	115	167	
35th	22	82	33	137	
36th	25	91	18	134	430
37th	27	115	8	150	454
38th	14	64	4	112	
39th	30	119	231	380	

40th	4	68	13	85	
42d	17	81	34	132	
44th	10	56	25	91	316
51st	7	34	9	50	
57th	11	61	6	78	
58th	17	97		114	
73d	24	51	36	111	
79th	11	74	36	121	
81st	5	48	16	69	
82d		5		5	
86th	34	60	101	195	368
88th	8	51	19	78	
2d Cavalry	1		14	15	
3d "	4	6	15	25	
5th Bat.	3	19	1	23	
6th "		8		8	
7th "	4	8		12	
8th "	6	17	3	26	
10th "	1	4		5	

KENTUCKY.

1st	13	52	31	96	
2d	9	58	10	77	
3d	14	85	34	133	313
5th	19	80	26	125	
6th	13	90	10	113	
8th	9	75	27	111	
9th	22	87	3	112	
11th	7	85	10	102	
15th	10	32	18	60	
21st	12	36	9	57	
23d	8	53	22	83	
2d Cav.	1	5	6	12	
3d "	1	8	1	10	
1st Art. A.		1	2	3	
" B.	1	3	2	6	49

MICHIGAN.

4th	1	7	12	20	
11th	30	84	25	139	440
13th	17	72		89	
14th	2	5		7	300
21st	18	89	36	143	
Engineers	2	9	5	16	
1st Art. A.	1	10	2	13	

MINNESOTA.

2d Bat.	3	6	1	10	
---------	---	---	---	----	--

MISSOURI.

2d	7	40	15	62	
15th	12	55	5	72	
1st Art. G.	6	13	1	20	

OHIO.

1st	8.....	47.....	81.....	136.....	
2d	11.....	34.....	7.....	52.....	
3d	17.....	66.....	23.....	106.....	
6th	25.....	138.....	14.....	177.....	
13th	31.....	85.....	69.....	185.....	
15th	17.....	70.....	128.....	215.....	
17th	5.....	5.....	
18th	26.....	115.....	26.....	167.....	446
19th	27.....	125.....	34.....	186.....	
21st	24.....	109.....	26.....	159.....	510
24th	14.....	72.....	12.....	98.....	
26th	12.....	87.....	99.....	386
31st	6.....	6.....	
33d	2.....	21.....	11.....	34.....	
38th	6.....	6.....	
31st	14.....	104.....	6.....	124.....	413
49th	20.....	94.....	108.....	222.....	
51st	24.....	122.....	44.....	199.....	
59th	3.....	37.....	45.....	85.....	291
64th	24.....	64.....	17.....	105.....	
65th	35.....	100.....	38.....	173.....	400
69th	5.....	53.....	38.....	96.....	546
74th	7.....	98.....	19.....	125.....	399
90th	17.....	72.....	48.....	137.....	300
93d	12.....	48.....	64.....	124.....	
94th	3.....	23.....	28.....	54.....	
97th	3.....	15.....	6.....	24.....	
99th	12.....	46.....	30.....	88.....	
101st	29.....	126.....	66.....	212.....	441
1st Cavalry	5.....	11.....	15.....	31.....	
3d Cav.	6.....	15.....	13.....	34.....	
4th "	7.....	18.....	31.....	56.....	
1st Art. A.	1.....	4.....	24.....	29.....	
" B.	5.....	12.....	3.....	20.....	
" D.	1.....	1.....	
" E.	3.....	5.....	24.....	32.....	
" F.	2.....	14.....	2.....	18.....	
" G.	4.....	9.....	3.....	16.....	113
" M.	1.....	1.....	1.....	3.....	
6th Battery	1.....	9.....	1.....	11.....	

PENNSYLVANIA.

77th	5.....	29.....	30.....	64.....	307
78th	16.....	133.....	39.....	188.....	555
79th	1.....	9.....	6.....	16.....	
7th Cav.	2.....	9.....	50.....	61.....	
15th Cav.	9.....	9.....	53.....	71.....	
26th Bat.	2.....	7.....	9.....	

TENNESSEE.

1st	3	16	19	400
2d		7	7	410
2d Cav.	3	10	5	18
5th Cav.		6	9	15

REGULARS. U. S.

15th	11	78	17	106	320
16th	16	133	16	165	308
18th	60	224	7	291	602
19th	7	57	10	74	208
4th Cav.	3	10	12	25	
4th Art. H. M.	2	14	6	22	
4th " H.		5		5	123

WISCONSIN.

1st		12	16	28	
10th	3	16	6	25	261
15th	15	70	34	119	
21st	1	5	37	43	
24th	19	57	98	174	
3d Battery		4		4	
5th "	1	6	6	13	
8th "	1	4	1	6	

SCATTERING.

Pioneers	12	23		35	
Scattering	8	26	2	36	

CASUALTIES BY STATES.**RECAPITULATION.**

States	Regs.	Average	Killed	Wounded.	Missing.	Total.
Illinois	24	17	421	1766	868	3055
Ind	27	15	421	1831	971	3223
Ky.	13	10	139	750	211	1100
Mich.	6	11	71	276	80	427
Minn.			3	6	1	10
Mo.	2	12	25	108	21	154
Ohio	32	14	450	2086	1105	3641
Penn.	5	7	35	196	178	409
U.S. Reg	5	19	99	521	68	688
Tenn.	4	1	6	39	14	59
Wis.	5	8	40	174	198	412
Seat.	1		20	49	2	71
Total	124	14	1730	7802	3717	13,249

Battle continued until January 2. 27 batteries engaged and reported firing 20,000 shots; infantry, estimated, fired 2,000,000 shots. As the Rebels reported a total loss of about 10,000 men it would indicate the expenditure of 2,000 shots to disable a soldier. Rebels retreated, leaving many of their wounded.

REBEL ARMY.—STONE RIVER.

ALABAMA.					
Regts.	Killed	Wounded	Missing	Total	Engaged
16th	24	142		166	
17th	3	15		18	
19th	8	143	3	154	
22d	11	83		94	
24th	20	95	3	118	
25th	16	89	4	109	
26th	4	76		80	
28th	17	88	11	116	
32d	21	86	21	128	261
33d	14	86	1	101	
34th	11	77		88	
39th	3	92		95	
41st	16	94	38	148	369
45th	13	71	7	91	
Battery E.		3	2	5	
“ G.	3	20		23	
ARKANSAS.					
1st	11	90	1	102	336
2d	15	94	9	118	
4th	8	61	10	79	
5th	12	135	1	148	
6th, 7th	29	140	8	177	
8th	20	124		153	
13th, 15th	4	59	5	68	
30th	10	63	22	95	
4th Bat'n	5	19	5	29	
1st Rifle	9	82	4	95	
2d “	10	99	11	120	
Battery		6		6	
FLORIDA.					
1st, 3d	7	88	43	138	595
4th	34	129	31	194	385
GEORGIA.					
2d	3	29		32	
3d	6	33		39	300
5th	12	48		60	173
9th	1	11		12	130
LOUISIANA.					
1st	8	71	23	102	
13th, 20th	26	79	24	129	452
16th, 25th	4	17	4	25	530
KENTUCKY.					
2d	13	79	21	104	290
4th	12	49	8	69	283
6th	2	29	14	45	187
Bat.	3	3		6	
MISSISSIPPI.					
5th	6	74		80	170

7th	12	97	4	113	
8th	20	113		133	282
9th	8	71	5	84	
10th	8	70	6	84	
24th	8	108		116	
27th	11	71	1	83	
29th	34	202		236	
30th	63	146		209	
41st	25	123	8	156	
45th	5	39	70	114	
9th Sharp	7	22		29	152
15th "	3	25	5	33	
B. R.	4	31	17	52	
Battery	3	7		10	
"	1	4	1	6	
"		6		6	
"	1	8		9	
NORTH CAROLINA.					
29th	5	50	5	60	300
39th	2	36	6	44	
60th	3	58	14	75	354
REGULARS, C. S.					
3d	5	27	37	69	
5th	7	64	12	83	
SOUTH CAROLINA.					
10th	16	91	2	109	
19th	8	72		80	
TENNESSEE.					
1st	8	75		83	457
2d	4	59		63	
4th	5	49		54	371
5th	9	92		101	458
6th, 9th	5	32	5	42	412
8th	41	263		306	474
11th	8	64	11	83	
12th	18	137	9	164	322
13th	13	88	88	110	252
16th	36	155	16	207	407
17th	17	164	26	207	598
18th	17	120	8	145	708
19th	16	111		127	380
20th	10	101	7	118	338
23d	3	49	8	51	272
24th	9	44		53	344
25th	16	89	15	120	336
26th	10	81	18	109	505
28th	11	56	9	76	445
29th	27	82		109	254
31st, 33d	14	71	2	87	379
37th	11	51	6	68	225
38th	12	73		85	283
44th	14	136	2	152	509
45th	13	83	17	113	856
47th	11	63	12	86	263

51st	11.....	72.....	3.....	86.....	293
154th	14.....	84.....	3.....	101.....	278
Sharp.	4.....	10.....	3.....	17.....	125
Battery C.	2.....	5.....	7.....	73
“ S.	1.....	1.....	74
“	4.....	8.....	2.....	12.....

TEXAS.

9th	18.....	102.....	2.....	122.....	323
10th	10.....	93.....	15.....	118.....	350
11th	8.....	89.....	18.....	115.....
14th	5.....	52.....	12.....	69.....
15th	5.....	36.....	3.....	44.....
Battery	2.....	2.....

SCATTERING.

24 Regts C.	61.....	286.....	95.....	395.....
Scattering	13.....	85.....	5.....	103.....

CASUALTIES BY STATES.

RECAPITULATION.

States	Regts.	Average	Killed	Wounded	Missing	Total
Ala.	14.....	10.....	184.....	1260.....	90.....	1534
Ark.	13.....	11.....	142.....	972.....	76.....	1190
Fla.	3.....	13.....	41.....	217.....	74.....	332
Ga.	4.....	5.....	22.....	121.....	143
Ky.	2.....	15.....	30.....	151.....	43.....	224
La.	3.....	12.....	38.....	167.....	51.....	256
Miss.	13.....	16.....	219.....	1217.....	117.....	1553
N. Car.	3.....	3.....	10.....	144.....	25.....	189
Reg.	2.....	6.....	12.....	91.....	49.....	152
C. S.	2.....	12.....	24.....	121.....	2.....	189
Tenn.	32.....	12.....	394.....	2560.....	191.....	3145
Texas	5.....	9.....	46.....	374.....	50.....	470
Cav.	24.....	2.....	61.....	286.....	95.....	342
Seat.	13.....	85.....	5.....	103
Total	120.....	10.....	1236.....	7766.....	868.....	9860

Rebel reports incomplete and undoubtedly below the actual loss.

BATTLE OF SPOTSYLVANIA, VA.

May 8th to 21st, 1864.

Regiments	Killed	Wounded	Missing	Total	Engaged
CONNECTICUT.					
14th	4.....	56.....	8.....	68.....	
DELAWARE.					
1st	7.....	43.....	3.....	53.....	
2d	6.....	24.....	11.....	41.....	
INDIANA.					
7th	9.....	38.....		47.....	
14th	6.....	76.....	1.....	83.....	
19th	6.....	33.....		39.....	
20th	10.....	42.....	9.....	61.....	
MAINE.					
3d	9.....	50.....	15.....	74.....	
4th		14.....	9.....	23.....	
5th	17.....	95.....	19.....	131.....	
6th	11.....	103.....	21.....	135.....	
7th	20.....	97.....	9.....	126.....	
16th	13.....	119.....	11.....	143.....	
17th	3.....	54.....	12.....	69.....	
19th	11.....	64.....	9.....	84.....	
20th	8.....	21.....	2.....	31.....	
31st	11.....	94.....	1.....	106.....	
32d	13.....	44.....		57.....	
1st H. Art.	81.....	395.....	5.....	481.....	
2d Bat.		5.....		5.....	
7th "	2.....	3.....		5.....	
6th Art. F.	1.....	2.....		3.....	
MARYLAND.					
1st	10.....	64.....	20.....	94.....	
2d	6.....	7.....	13.....	26.....	
3d	3.....	25.....	1.....	29.....	
4th	3.....	42.....	7.....	52.....	
6th	2.....	4.....		6.....	
7th	6.....	43.....	12.....	61.....	
8th	6.....	38.....	6.....	50.....	
MASSACHUSETTS.					
1st	2.....	43.....	3.....	48.....	
7th	2.....	10.....	2.....	14.....	
9th	25.....	71.....	9.....	105.....	
10th	15.....	64.....	13.....	92.....	
11th	5.....	35.....	4.....	44.....	
12th	16.....	32.....	1.....	49.....	
13th	2.....	24.....	19.....	45.....	

15th	4.....	16.....	1.....	21.....
16th	5.....	29.....	2.....	36.....
18th	1.....	14.....	1.....	16.....
19th	8.....	37.....	5.....	50.....
20th	18.....	75.....	9.....	102.....
21st	3.....	35.....	1.....	39.....
22d	18.....	52.....	9.....	79.....
28th	23.....	79.....	8.....	110.....
32d	23.....	101.....	5.....	129.....
35th	3.....	15.....	1.....	19.....
36th	22.....	60.....	2.....	84.....
37th	16.....	65.....	10.....	91.....
39th	19.....	121.....	28.....	168.....
56th	14.....	100.....	5.....	119.....
57th	17.....	71.....	27.....	115.....
58th	17.....	83.....	5.....	105.....
59th	11.....	49.....	3.....	63.....
1st Cav.	3.....	3.....
1st Sharp.	3.....	3.....	6.....
1st H. Art.	50.....	312.....	28.....	390.....
10th Bat.	1.....	1.....	2.....
11th "	2.....	2.....
14th "	5.....	5.....
1st Art. A.	2.....	2.....
3d " C.	7.....	7.....
5th " E.	2.....	3.....	5.....

MICHIGAN.

1st	3.....	19.....	22.....
2d	2.....	10.....	12.....
3d	1.....	38.....	6.....	45.....
4th	5.....	29.....	4.....	38.....
5th	5.....	44.....	9.....	58.....
7th	7.....	26.....	1.....	34.....
8th	9.....	48.....	57.....
16th	7.....	33.....	3.....	43.....
17th	22.....	84.....	96.....	152.....
20th	17.....	108.....	19.....	144.....
24th	20.....	39.....	1.....	60.....
26th	35.....	121.....	11.....	167.....
27th	30.....	156.....	9.....	195.....
1st Sharp.	38.....	121.....	3.....	162.....

NEW HAMPSHIRE.

6th	7.....	68.....	1.....	76.....
9th	41.....	95.....	48.....	184.....
11th	10.....	85.....	5.....	100.....
1st Battery	3.....	3.....

NEW JERSEY.

1st	3.....	50.....	9.....	62.....
2d	4.....	37.....	27.....	98.....

3d	20	98	39	148
4th	15	66	8	89
5th		18	2	20
6th	1	32		33
7th	3	33	6	42
8th		4	3	7
10th	15	80	54	149
11th	7	22	2	31
12th	14	75	9	98
14th	4	24		28
15th	75	159	38	272
3d Cav.	3	7	10	20
1st Art. A.			2	2
“ B.		1		1

NEW YORK.

39th	14	92	26	132
40th	11	57	28	96
42d	12	28	9	49
43d		38	13	51
44th	8	55	9	72
49th	24	89	18	131
51st	11	32		43
52d	21	115	28	164
59th	4	23	5	32
61st	21	79	2	102
62d	2	19		12
63d	6	22	3	31
64th	12	51	12	75
65th	20	48	29	97
66th	9	44	20	73
67th	18	28	2	48
69th	17	82	23	122
70th	2	31	10	43
71st	3	12	2	17
72d	1	30	9	40
73d	6	22	2	30
74th	3	12	1	16
76th	7	42	3	52
77th	11	70	26	107
79th	3	13		16
82d	6	37	8	51
83d	29	94	5	128
84th	13	105	5	123
86th	16	81	28	125
88th	2	20	3	25
93d	3	37	5	45
95th	6	51	8	65
97th	6	67	2	75
104th	5	37	4	46

106th	6.....	32.....	38.....
108th	4.....	42.....	7.....	53.....
109th	25.....	86.....	29.....	140.....
111th	12.....	37.....	13.....	62.....
120th	10.....	2.....	12.....
121st	49.....	106.....	155.....
122d	20.....	4.....	24.....
124th	7.....	46.....	8.....	61.....
125th	10.....	74.....	6.....	90.....
126th	6.....	37.....	7.....	50.....
140th	12.....	48.....	60.....
146th	3.....	13.....	16.....
147th	8.....	32.....	3.....	43.....
151st	2.....	20.....	1.....	23.....
152d	9.....	52.....	9.....	70.....
155th	8.....	45.....	5.....	58.....
164th	12.....	66.....	14.....	92.....
170th	10.....	17.....	2.....	29.....
182d	4.....	23.....	3.....	30.....
1st Sharp.	1.....	13.....	14.....
10th Batt'n	9.....	46.....	6.....	61.....
2d H. Art.	17.....	98.....	2.....	117.....
4th "	12.....	60.....	7.....	79.....
6th "	18.....	131.....	12.....	161.....
7th "	9.....	60.....	7.....	76.....
8th "	8.....	21.....	4.....	33.....
14th "	8.....	43.....	3.....	54.....
15th "	18.....	136.....	6.....	160.....
2d Cav.	3.....	1.....	4.....
5th Cav.	1.....	6.....	9.....	16.....
22d Cav.	3.....	74.....	77.....
24th Cav.	8.....	2.....	10.....
1st Battery	3.....	1.....	4.....
3d "	1.....	1.....
4th "	1.....	3.....	4.....
5th "	3.....	1.....	3.....	7.....
12th "	3.....	3.....
15th "	1.....	1.....
19th "	7.....	9.....	16.....
34th "	2.....	2.....
1st Art. D.	4.....	4.....
" E. L.	2.....	2.....	4.....
" G.	2.....	6.....	8.....
" H.	7.....	7.....
OHIO.				
4th	13.....	69.....	6.....	88.....
8th	7.....	63.....	7.....	77.....
60th	22.....	59.....	8.....	89.....
110th	4.....	30.....	34.....

122d	1.....	11.....	12.....
126th	21.....	56.....	1.....	78.....
2d Cav.	7.....	6.....	13.....
PENNSYLVANIA.				
1st R	6.....	75.....	15.....	96.....
2d R	3.....	23.....	1.....	27.....
5th R	9.....	19.....	3.....	31.....
6th R	10.....	39.....	5.....	54.....
7th R	2.....	2.....
8th R	7.....	53.....	5.....	65.....
10th R	9.....	24.....	12.....	45.....
11th R	1.....	7.....	1.....	9.....
12th R	7.....	16.....	2.....	25.....
13th R	15.....	64.....	2.....	81.....
11th	10.....	99.....	3.....	112.....
26th	8.....	31.....	1.....	40.....
45th	6.....	67.....	3.....	76.....
48th	17.....	86.....	103.....
49th	50.....	180.....	44.....	274.....
50th	23.....	109.....	113.....	245.....
51st	8.....	91.....	32.....	131.....
53d	26.....	123.....	28.....	177.....
56th	6.....	29.....	1.....	36.....
57th	6.....	22.....	4.....	32.....
61st	31.....	102.....	6.....	139.....
62d	14.....	112.....	18.....	144.....
63d	1.....	22.....	12.....	35.....
67th	1.....	12.....	2.....	15.....
68th	3.....	3.....
69th	3.....	29.....	6.....	38.....
71st	8.....	60.....	8.....	76.....
72d	4.....	22.....	13.....	39.....
81st	10.....	63.....	4.....	77.....
82d	1.....	1.....	2.....
83d	21.....	119.....	24.....	164.....
84th	8.....	28.....	1.....	37.....
87th	1.....	32.....	2.....	35.....
88th	14.....	65.....	2.....	81.....
90th	7.....	44.....	3.....	54.....
91st	9.....	63.....	72.....
93d	9.....	70.....	79.....
95th	26.....	82.....	27.....	135.....
96th	31.....	115.....	32.....	178.....
98th	2.....	18.....	20.....
99th	7.....	50.....	5.....	63.....
100th	23.....	110.....	2.....	135.....
102d	5.....	39.....	44.....
105th	3.....	24.....	5.....	32.....
106th	13.....	32.....	3.....	48.....

107th	1.....	1.....	2.....
110th	5.....	53.....	10.....	68.....
115th	19.....	19.....
116th	8.....	52.....	30.....	90.....
118th	9.....	31.....	2.....	42.....
119th	31.....	89.....	25.....	145.....
121st	7.....	16.....	23.....
138th	1.....	11.....	12.....
139th	12.....	103.....	1.....	116.....
140th	34.....	126.....	9.....	169.....
141st	3.....	36.....	8.....	47.....
142d	4.....	19.....	8.....	31.....
143d	16.....	54.....	3.....	73.....
145th	23.....	103.....	46.....	172.....
148th	33.....	235.....	33.....	301.....
149th	12.....	84.....	3.....	99.....
150th	7.....	43.....	1.....	51.....
155th	8.....	51.....	2.....	61.....
183d	18.....	109.....	34.....	161.....
13th Cav.	1.....	1.....
1st Art. B.	2.....	2.....
2d P. H. Art	1.....	2.....	1.....	4.....

REGULARS. U. S.

2d	12.....	34.....	3.....	49.....
4th	4.....	6.....	10.....	20.....
10th	2.....	9.....	11.....
11th	17.....	101.....	10.....	128.....
12th	3.....	37.....	25.....	65.....
14th	12.....	86.....	98.....
17th	13.....	63.....	4.....	80.....
1st Sharp.	5.....	19.....	1.....	25.....
2d Sharp.	12.....	38.....	3.....	53.....
4th Art. B.	3.....	7.....	10.....
“ K.	1.....	4.....	5.....
5th “ C. I.	1.....	15.....	16.....
“ D.	1.....	2.....	3.....
“ M.	1.....	5.....	6.....

RHODE ISLAND.

2d	15.....	32.....	6.....	53.....
7th	13.....	49.....	62.....
1st Art. A.	1.....	2.....	3.....
“ B.	4.....	4.....	8.....
“ E.	1.....	1.....

VERMONT.

2d	27.....	80.....	16.....	123.....
3d	21.....	53.....	74.....
4th	5.....	37.....	42.....
5th	8.....	60.....	7.....	75.....
6th	8.....	29.....	37.....

10th	2	22	24
17th	10	69	70
1st H. Art.	2	23	25
WEST VIRGINIA.			
7th	5	61	72
WISCONSIN.			
2d	2	2	6
5th	19	102	149
6th	10	68	83
7th	19	58	80
COLORED.			
23d		2	2
SCATTERING.			
Scattering	3	18	22

CASUALTIES BY STATES.

RECAPITULATION.

States.	Regts.	Average.	Killed.	Wounded.	Missing.	Total.
Conn.	1	4	4	56	8	68
Del.	2	6	13	67	14	94
Ind.	5	6	31	189	10	230
Maine	12	16	200	1160	113	1473
Mass.	27	12	342	1616	207	2165
Md.	7	5	36	223	59	318
Mich.	14	14	201	826	162	1189
N. H.	3	19	58	251	54	363
New J.	14	11	164	706	200	1070
New Y.	66	9	635	3123	605	4363
Ohio	7	9	68	295	28	391
Penn.	66	11	711	3716	668	5095
Reg.	9	8	87	426	56	569
R. I.	2	16	33	88	6	127
Vt.	8	10	83	364	23	470
W. Va	1	5	5	61	6	72
Wis.	4	12	50	230	38	318
Color'd	1			2		2
Scat.			4	17	1	22
Total	249	10	2725	13416	2258	18399

BATTLES COMPARED.

249 Regiments at Spotsylvania	averaged 10 killed
248 " Wilderness	averaged 9 killed
309 " Cold Harbor	averaged 6 killed
318 " Petersburg	averaged 6 killed
259 " Gettysburg	averaged 12 killed.
170 " Antietam	averaged 12 killed.
125 " Stone River	averaged 14 killed

The battle of Spotsylvania was the second of the great battles fought in May and June 1864, commencing at the Wilderness and ending at Petersburg. None of these battles were decisive victories but were successful in the end in gradually breaking the power of the rebel army. Rebel casualties not stated.

THOMPSON'S STATION, TENN.

March 2d, 1863.

INDIANA.					
Regts.	Killed.	Wounded.	Missing.	Total.	Engaged.
33d	13.....	85.....	407.....	505.....	
85th	8.....	25.....	251.....	284.....	
KENTUCKY.					
4th Cav.	1.....		11.....	12.....	
MICHIGAN.					
19th	20.....	92.....	345.....	457.....	
2d Cav.	2.....	11.....		13.....	
OHIO.					
18th Bat.			2.....	2.....	
PENNSYLVANIA.					
9th Cav.	2.....	5.....	6.....	13.....	
WISCONSIN.					
22d	2.....	29.....	129.....	160.....	
Total,	48.....	247.....	1151.....	1446.....	

Union army surrendered.

REBEL ARMY—THOMPSON'S STATION.

ALABAMA.					
Regts.	Killed	Wounded	Missing	Total	Engaged
	2.....	12.....		14.....	
ARKANSAS.					
3d	6.....	28.....		34.....	
MISSISSIPPI.					
1st		1.....		1.....	
4th	9.....	37.....		46.....	
28th		2.....		2.....	
TENNESSEE.					
4th	2.....	21.....		23.....	
TEXAS.					
3d	7.....	25.....	2.....	34.....	
6th	2.....	34.....		36.....	
9th	3.....	19.....	1.....	23.....	
SCATTERING.					
7 Regts.	25.....	110.....	9.....	144.....	
Total	56.....	289.....	12.....	357.....	

TREVILIAN RAID.

June 7th, to 24th, 1864.

MASSACHUSETTS.

Regts.	Killed	Wounded	Missing	Total	Engaged
1st Cav.	2.....	2.....	

MICHIGAN.

1st Cav.	12.....	23.....	64.....	99.....	
5th "	4.....	11.....	136.....	151.....	
6th "	7.....	22.....	60.....	89.....	
7th "	2.....	26.....	48.....	76.....	

NEW JERSEY.

1st Cav.	1.....	2.....	3.....	6.....	
----------	--------	--------	--------	--------	--

NEW YORK.

4th Cav.	6.....	32.....	6.....	44.....	
6th "	2.....	11.....	27.....	40.....	
9th "	4.....	41.....	5.....	50.....	
10th "	4.....	16.....	20.....	
19th "	16.....	61.....	8.....	85.....	

PENNSYLVANIA.

1st Cav.	1.....	1.....	
2d "	1.....	5.....	1.....	7.....	
4th "	2.....	26.....	3.....	31.....	
6th "	6.....	56.....	5.....	67.....	
8th "	5.....	16.....	5.....	26.....	
13th "	1.....	2.....	6.....	9.....	
16th "	2.....	14.....	16.....	
17th "	5.....	19.....	2.....	26.....	

REGULARS, U.S.

1st Cav.	8.....	32.....	5.....	45.....	
2d Cav.	8.....	38.....	5.....	51.....	
5th "	3.....	6.....	4.....	13.....	
6th "	3.....	1.....	4.....	
1st Art. H. I.	1.....	1.....	2.....	
2d " D.	2.....	2.....	
" M.	2.....	5.....	37.....	44.....	

SCATTERING.

Scattering	1.....	1.....	
------------	-------	-------	--------	--------	--

CASUALTIES BY STATES.

RECAPITULATION.

States.	Regts.	Average.	Killed.	Wounded.	Missing.	Total.
Mass.	1.....	2.....	2
Mich.	4.....	6.....	25.....	32.....	308.....	415
N. J.	1.....	1.....	1.....	2.....	3.....	6
N. Y.	5.....	6.....	32.....	161.....	46.....	239
Penn.	8.....	3.....	22.....	138.....	23.....	183
Reg.	4.....	5.....	22.....	87.....	52.....	161
Scat.	1.....	1
Total	23.....	4.....	102.....	470.....	435.....	1007

BATTLE OF TUPELLO, MISS.*July 15th, 1864.***ILLINOIS.**

Regts.	Killed	Wounded	Missing	Total	Engaged
41st	2.....	2.....	
47th	4.....	3.....	7.....	
49th	1.....	1.....	
58th	2.....	9.....	11.....	
89th	10.....	10.....	
114th	12.....	26.....	38.....	297
117th	3.....	3.....	
119th	4.....	4.....	
122d	4.....	40.....	2.....	46.....	
7th Cav.	1.....	2.....	1.....	4.....	
9th "	4.....	22.....	1.....	27.....	
1st Art. E.	2.....	2.....	45
2d " G.	1.....	1.....	

INDIANA.

52d	1.....	1.....	
93d	6.....	6.....	209
6th Bat.	1.....	3.....	4.....	
3d Art. A.	1.....	3.....	4.....	

IOWA.

12th	9.....	53.....	1.....	63.....	210
14th	1.....	16.....	17.....	
27th	1.....	22.....	23.....	
32d	4.....	4.....	
35th	5.....	32.....	37.....	
2d Cav.	1.....	1.....	
3d "	1.....	17.....	1.....	19.....	502
4th "	1.....	15.....	1.....	17.....	648
2d Battery	6.....	6.....	

KANSAS.

7th Cav.	1.....	1.....	1.....	3.....	
----------	--------	--------	--------	--------	--

MINNESOTA.

5th	1.....	1.....	1.....	3.....	
7th	9.....	50.....	1.....	60.....	
9th	2.....	5.....	7.....	
10th	1.....	21.....	22.....	666

MISSOURI.

11th	5.....	5.....	
21st	1.....	13.....	14.....	
24th	5.....	5.....	
33d	2.....	33.....	1.....	36.....	
10th Cav.	1.....	1.....	222
1st Art. M.	1.....	1.....	

NEW YORK.

178th 1..... 1.....

OHIO.

72d 1..... 15..... 4..... 20..... 234

95th 1..... 8..... 1..... 10..... 221

WISCONSIN.

8th 1..... 4..... 2..... 7.....

14th 6..... 6.....

33d 4..... 37..... 41.....

COLORED.

59th 1..... 10..... 11.....

61st 8..... 32..... 16..... 56.....

68th 1..... 6..... 7.....

CASUALTIES BY STATES.**RECAPITULATION.**

States	Regts	Average	Killed	Wounded	Missing	Total
Ills.	11	2	23	126	7	156
Ind.	3	1	2	10	3	15
Iowa	8	2	18	166	3	187
Ks.	1	1	1	1	1	3
Minn.	4	3	13	77	2	92
Mo.	5		3	57	2	62
N. Y.	1			1		1
Ohio	2	1	2	23	5	30
Wis.	3	1	5	47	2	54
Color'd	3	3	10	48	16	74
Total	41	2	77	556	41	674

REBEL ARMY—TUPELLO.**KENTUCKY.**

Regts	Killed	Wounded	Missing	Total	Engaged
3d Cav.	19	69	19	107	145
7th "	10	61	2	73	172
8th "	6	21	5	32	115
12th "	16	74	4	94	380

MISSISSIPPI.

38th	18	52	4	74
4th Cav.	13	39		52
6th "	13	46	14	73

TENNESSEE.

2d Cav.	8	58		66
15th "	12	93		105
16th "	20	114		134
19th "	7	88		95

SCATTERING.

14th Reg.	10	61	1	72
Scattering	1	18		19
Total	153	794	49	996

BATTLE OF "THE CRATER," VA.

July 30th, 1864.

INDIANA.				
Regts.	Killed	Wounded	Missing	Total Engaged
13th	11.....	6.....	17.....
MAINE.				
9th	4.....	30.....	13.....	47.....
31st	9.....	26.....	51.....	86.....
32d	9.....	29.....	62.....	100.....
7th Battery	1.....	1.....
MASSACHUSETTS.				
21st	2.....	14.....	7.....	23.....
29th	2.....	7.....	6.....	15.....
35th	10.....	28.....	3.....	41.....
36th	1.....	1.....	2.....
56th	4.....	21.....	25.....	50.....
57th	4.....	16.....	31.....	51.....
58th	4.....	24.....	86.....	114.....
59th	6.....	19.....	49.....	74.....
MARYLAND.				
2d	5.....	20.....	38.....	63.....
3d	3.....	7.....	16.....	26.....
MICHIGAN.				
2d	6.....	15.....	38.....	59.....
8th	1.....	15.....	16.....
17th	1.....	1.....
20th	5.....	22.....	20.....	47.....
27th	11.....	51.....	23.....	85.....
1st Sharp.	2.....	14.....	29.....	45.....
NEW HAMPSHIRE.				
4th	6.....	35.....	5.....	46.....
6th	6.....	35.....	1.....	42.....
9th	9.....	35.....	30.....	74.....
11th	9.....	32.....	22.....	63.....
NEW YORK.				
3d	2.....	2.....
46th	3.....	21.....	24.....
47th	1.....	13.....	2.....	16.....
48th	6.....	21.....	3.....	30.....
51st	10.....	21.....	2.....	33.....
109th	11.....	24.....	18.....	53.....
112th	1.....	13.....	14.....
115th	2.....	18.....	5.....	25.....
117th	2.....	2.....
142d	2.....	12.....	14.....
169th	2.....	8.....	9.....	19.....
179th	5.....	20.....	31.....	56.....
14th H. Art.	10.....	44.....	78.....	132.....
24th Cav.	9.....	9.....
2d M. R.	10.....	31.....	7.....	48.....
19th Bat.	1.....	1.....

OHIO.			
60th	1.....	9.....	10.....
13th Cav.	17.....	59.....	7..... 83.....
PENNSYLVANIA.			
45th	5.....	22.....	39..... 66.....
48th	1..... 1.....
50th	1.....	20.....	1..... 22.....
51st	4.....	23.....	3..... 30.....
76th	3.....	40.....	9..... 52.....
97th	4.....	29.....	5..... 38.....
100th	10.....	28.....	30..... 68.....
2d P. H. Art.	9.....	35.....	72..... 116.....
Battery D.	1..... 1.....
RHODE ISLAND.			
4th	7.....	51.....	25..... 83.....
7th	4..... 4.....
VERMONT.			
17th	8.....	22.....	23..... 53.....
WISCONSIN.			
37th	34.....	59.....	52..... 145.....
38th	9.....	12.....	8..... 29.....
COLORED.			
19th	22.....	87.....	6..... 115.....
23d	74.....	115.....	121..... 310.....
27th	9.....	46.....	20..... 75.....
28th	11.....	64.....	13..... 88.....
29th	21.....	56.....	47..... 124.....
30th	18.....	104.....	78..... 200.....
31st	27.....	42.....	66..... 135.....
39th	13.....	97.....	47..... 157.....
43d	14.....	86.....	23..... 123.....
SCATTERING.			
Scattering	1.....	1.....	2..... 4.....

CASUALTIES BY STATES.

RECAPITULATION.						
States.	Regts.	Average.	Killed.	Wounded.	Missing.	Total
Ind.	1....	11....	6....	17
Maine	3....	7....	23....	85....	126....	234
Md.	2....	4....	8....	27....	54....	89
Mass.	8....	4....	33....	130....	207....	370
Mich.	6....	4....	25....	118....	110....	253
N. H.	4....	7....	30....	137....	58....	225
N. Y.	15....	4....	63....	260....	155....	478
Ohio	2....	9....	18....	68....	7....	93
Penn.	8....	4....	36....	199....	159....	394
R. I.	2....	3....	7....	55....	25....	87
Vt.	1....	8....	8....	22....	23....	53
Wis.	2....	21....	43....	71....	60....	174
Color'd	9....	23....	209....	697....	421....	1327
Scat'g	1....	1....	2....	4
Total	63....	8....	504....	1881....	1413....	3798

This assault was a defeat to the Union army. During the month of July the rebels admitted as follows: killed 915, wounded 3,808, missing 1,644, total 6,367.

BATTLE OF TOTOPOTOMY, VA.*May 29th, 1864.***CONNECTICUT.**

Regts.	Killed	Wounded	Missing	Total	Engaged
14th	5	8	2	15	
2d H. Art.	1	15		16	
1st Cav.	4	12	17	33	

DELAWARE.

1st	2	2	
3d	1	5	1	7	

INDIANA.

7th	8	31	4	43	
19th	3	9	4	16	
20th	2	13	8	23	
3d Cav.	3	3	

MAINE.

3d	12	40	18	70	
4th	6	20	26	
5th	1	1	
6th	1	1	
16th	2	3	5	
17th	6	17	23	
19th	6	22	2	30	
20th	2	4	6	
31st	2	10	1	13	
32d	3	11	14	
1st H. Art.	2	5	7	
2d Battery	1	1	

MARYLAND.

1st	1	7	1	9	
2d	1	1	
3d	1	1	
4th	1	1	3	5	
6th	1	1	
7th	1	2	3	
8th	2	3	5	
P. Legion	2	2	

MASSACHUSETTS.

9th	2	8	10	
11th	1	6	2	9	
12th	2	5	1	8	
13th	7	7	
15th	2	10	12	
16th	5	5	
18th	1	11	12	

19th	1.....	9.....	1.....	11.....
20th	1.....	3.....	1.....	5.....
21st	2.....	4.....	6.....
22d	6.....	23.....	3.....	32.....
28th	3.....	10.....	13.....
29th	13.....	3.....	16.....
32d	4.....	25.....	6.....	35.....
35th	10.....	9.....	19.....
36th	1.....	3.....	4.....
37th	1.....	1.....
39th	1.....	5.....	2.....	8.....
56th	8.....	47.....	19.....	74.....
57th	10.....	28.....	8.....	46.....
58th	3.....	3.....
59th	2.....	26.....	16.....	44.....
1st Sharp.	2.....	2.....
1st H. Art.	1.....	16.....	3.....	20.....
1st Cavalry	1.....	3.....	4.....
3d Bat.	3.....	3.....
5th "	1.....	1.....
9th "	1.....	1.....
10th "	1.....	1.....

MICHIGAN.

1st	8.....	8.....
2d	2.....	9.....	11.....
3d	1.....	10.....	9.....	20.....
4th	1.....	8.....	3.....	12.....
5th	3.....	13.....	16.....
7th	8.....	13.....	1.....	22.....
8th	2.....	3.....	5.....
16th	3.....	18.....	21.....
20th	2.....	3.....	5.....
24th	3.....	16.....	5.....	24.....
26th	6.....	12.....	18.....
27th	5.....	4.....	1.....	10.....
1st Sharp.	1.....	7.....	5.....	13.....
1st Cav.	5.....	25.....	30.....
5th "	8.....	42.....	50.....
6th "	16.....	19.....	35.....
7th "	4.....	12.....	1.....	17.....

NEW HAMPSHIRE.

6th	1.....	2.....	3.....
9th	1.....	20.....	21.....
11th	6.....	6.....

NEW JERSEY.

1st	6.....	2.....	8.....
3d	4.....	4.....
5th	3.....	7.....	2.....	12.....
6th	2.....	2.....

7th	2.....	8.....	19.....
8th	4.....	1.....	5.....
10th	5.....	5.....
11th	3.....	2.....	5.....
12th	2.....	19.....	1.....	22.....
14th	1.....	5.....	1.....	7.....
1st Cav.	7.....	53.....	3.....	63.....
3d Cav.	5.....	5.....

NEW YORK.

10th	1.....	1.....	2.....
15th	5.....	59.....	4.....	68.....
39th	2.....	12.....	3.....	17.....
40th	4.....	24.....	21.....	49.....
44th	1.....	9.....	10.....
46th	1.....	2.....	1.....	4.....
51st	1.....	1.....
52d	6.....	1.....	7.....
59th	5.....	27.....	32.....
61st	1.....	2.....	3.....
62d	2.....	2.....	4.....
63d	2.....	8.....	2.....	12.....
64th	4.....	4.....
66th	1.....	2.....	3.....	6.....
69th	1.....	2.....	3.....	6.....
70th	2.....	8.....	10.....
71st	3.....	8.....	3.....	14.....
72d	1.....	10.....	11.....
73d	1.....	13.....	14.....
74th	7.....	5.....	12.....
76th	9.....	3.....	12.....
82d	4.....	4.....
83d	1.....	4.....	5.....
86th	11.....	3.....	14.....
88th	10.....	10.....
93d	6.....	27.....	4.....	37.....
94th	1.....	2.....	3.....
95th	1.....	6.....	1.....	8.....
97th	6.....	6.....
104th	1.....	1.....	1.....	3.....
106th	4.....	4.....
108th	5.....	5.....
109th	2.....	5.....	7.....
111th	4.....	9.....	7.....	20.....
120th	2.....	16.....	18.....
124th	2.....	7.....	7.....	16.....
125th	5.....	6.....	11.....
126th	2.....	4.....	6.....
140th	2.....	7.....	9.....
146th	1.....	9.....	10.....
147th	3.....	17.....	20.....
151st	2.....	6.....	8.....

152d	2	14		16
155th		2	2	4
164th		1		1
170th	22	55	22	99
182d	1	28	6	40
Sharp.	1	7	1	9
2d H. Art.	7	77	7	91
4th "		8	6	14
6th "	17	99	17	133
7th "	22	97	16	135
8th "	1	1		2
14th "	4	8		12
2d Cav.	2	5	1	8
5th "		13	11	24
6th "	3	8	2	13
8th "			2	2
10th "	13	27	2	42
19th "		2		2
22d "		3	2	5
24th "	1	2	1	4
2d M. R.	1	10	4	15
6th Bat.		6		6
11th "			1	1
12th "	1	3		4
15th "		5		5
19th "		1		1
1st Art. B.		3		3
" C.		1		1
" D.		5		5
" E.L.		4	1	5
" G.		2		2
1st Art. H.		3		3
OHIO.				
4th		3		3
8th	2	5		7
60th	6	10	3	19
122d	2	5		7
126th		1		1
2d Cav.	5	50	10	65
6th Cav.	9	24	2	35
PENNSYLVANIA.				
1st R	5	13	9	27
2d R			1	1
5th R		3	2	5
6th R	3	8	13	24
7th R	1	1	12	14
10th R		5	1	6
11th R	3	6	16	25
12th R		1		1
13th R	1	2	2	5
11th	1	9		10
23d		2		2
26th		4		4
45th	1	6		7

48th	4	14		18
49th	1		1	2
50th	1	3		4
51st		3	23	26
53d	1	4		5
56th	4	19		23
57th	1	3	2	6
62d	1	13	1	15
63d	3	13	2	18
69th		6		6
71st	1	6		7
72d	1	4		5
81st		1	1	2
82d		3		3
83d	3	16	2	21
84th	4	23	1	28
87th		2		2
88th		6	5	11
90th		8	1	9
91st	3	13		16
99th	1	19	13	24
100th	1	11		12
105th		14	2	16
106th		3		3
107th	3	4	1	8
119th	1	4	13	18
116th	1	9	2	12
118th	2	9		11
119th		2		2
121st	2	14		16
138th		1		1
140th	10	15		25
141st	3	6	3	12
142d	2	9	2	13
143d	4	16	6	26
145th	2	4		6
148th	1	8	1	10
149th	7	23	26	56
150th	1	6		7
155th	2	15		17
183d	11	23	2	36
2d H. Art.	2	6	2	10
1st Cav.	10	32		42
4th "	1	2		3
6th "	4	13		17
8th "		2		2
13th "	7	22	3	32
16th "	4	30	1	35
17th "	1	7		8
18th "	2	5	3	10
1st Art. F.		1		1
RHODE ISLAND.				
7th	2	3		5
1st Art. A.	1	2		3

REGULARS.

4th	4.....	22.....	15.....	41.....
10th	3.....	8.....	4.....	15.....
11th	1.....	5.....	6.....
12th	1.....	14.....	15.....
14th	5.....	3.....	8.....
17th	1.....	11.....	3.....	15.....
1st Sharp.	6.....	14.....	5.....	25.....
2d "	2.....	20.....	22.....
1st Cav.	1.....	1.....
2d Cav.	2.....	14.....	4.....	20.....
5th Art. D.	1.....	1.....
4 Batteries	8.....	8.....

VERMONT.

4th	2.....	2.....
5th	1.....	1.....
10th	1.....	1.....
11th	1.....	3.....	4.....
17th	2.....	10.....	2.....	14.....
1st Cav.	1.....	6.....	27.....	34.....

WEST VIRGINIA.

7th	2.....	15.....	17.....
-----	--------	---------	-------	---------

WISCONSIN.

6th	2.....	10.....	12.....
7th	3.....	22.....	3.....	28.....
36th	20.....	108.....	38.....	166.....

SCATTERING.

Scat'ng	4.....	4.....
---------	-------	--------	-------	--------

CASUALTIES BY STATES.

RECAPITULATION.

States.	Regts.	Average.	Killed.	Wounded.	Missing.	Total.
Conn.	3.....	3.....	10.....	35.....	19.....	64
Del.	2.....	1.....	7.....	1.....	9
Ind.	4.....	3.....	13.....	56.....	16.....	85
Maine	11.....	3.....	41.....	133.....	23.....	197
Md.	8.....	6.....	17.....	4.....	27
Mass.	25.....	2.....	51.....	286.....	75.....	412
Mich.	17.....	4.....	70.....	222.....	25.....	317
New H.	3.....	2.....	28.....	30
N. J.	12.....	1.....	19.....	112.....	17.....	148
N. York	64.....	2.....	171.....	889.....	184.....	1244
Ohio	7.....	3.....	24.....	98.....	15.....	137
Penn.	63.....	2.....	128.....	546.....	175.....	849
Reg.	10.....	2.....	21.....	121.....	35.....	177
R. I.	1.....	3.....	3.....	5.....	8
Vt.	6.....	4.....	21.....	31.....	56
W. Va.	1.....	2.....	2.....	15.....	17
Wis.	3.....	8.....	25.....	140.....	41.....	206
Scat.	4.....	4
Total	240.....	2.....	591.....	1735.....	661.....	3987

BATTLE OF VICKSBURG, MISS.

May 22d to July 4th, 1863.

ILLINOIS.

Regts.	Killed	Wounded	Missing	Total	Engaged
8th	4.....	19.....	23.....	
11th	3.....	30.....	9.....	42.....	
13th	1.....	1.....	2.....	
17th	3.....	23.....	26.....	
20th	23.....	23.....	
31st	3.....	21.....	24.....	
33d	13.....	59.....	72.....	
45th	1.....	19.....	2.....	22.....	
47th	5.....	33.....	38.....	
55th	5.....	13.....	18.....	
56th	1.....	3.....	4.....	
72d	20.....	71.....	5.....	96.....	
77th	19.....	85.....	26.....	130.....	
81st	18.....	80.....	98.....	
93d	4.....	51.....	55.....	
95th	18.....	83.....	8.....	109.....	
97th	12.....	2.....	14.....	
99th	19.....	77.....	6.....	102.....	
113th	7.....	20.....	27.....	
116th	1.....	8.....	9.....	
118th	2.....	3.....	5.....	
124th	2.....	2.....	
127th	3.....	7.....	10.....	
130th	10.....	31.....	41.....	
144th	2.....	2.....	
1st Art. B.	2.....	2.....	
“ E.	1.....	1.....	2.....	

INDIANA.

8th	22.....	95.....	117.....	
16th	2.....	12.....	14.....	
18th	7.....	39.....	1.....	47.....	
23d	3.....	7.....	10.....	
48th	8.....	24.....	1.....	33.....	286
49th	2.....	13.....	15.....	
59th	11.....	99.....	1.....	111.....	
67th	6.....	23.....	29.....	
69th	2.....	10.....	12.....	
83d	10.....	10.....	
93d	2.....	2.....	
1st Battery	1.....	1.....	

IOWA.

5th	3.....	18.....	21.....
8th	5.....	5.....
9th	18.....	60.....	78.....
10th	2.....	26.....	28.....
11th	1.....	1.....	2.....
16th	1.....	1.....
17th	5.....	5.....
21st	16.....	87.....	10.....	113.....
22d	27.....	118.....	19.....	164.....
25th	5.....	27.....	5.....	37.....
26th	4.....	23.....	27.....
30th	13.....	36.....	1.....	50.....
31st	3.....	19.....	22.....
2d Bat.	3.....	3.....

KENTUCKY.

7th	9.....	69.....	69.....
19th	5.....	57.....	2.....	64.....
22d	3.....	14.....	17.....

MINNESOTA.

4th	12.....	42.....	54.....
5th	2.....	1.....	7.....	10.....

MISSOURI.

3d	3.....	12.....	3.....	18.....
6th	2.....	13.....	15.....
7th	9.....	93.....	102.....
8th	10.....	49.....	1.....	51.....
10th	8.....	3.....
11th	7.....	85.....	92.....
12th	26.....	82.....	108.....
26th	5.....	5.....	10.....
39th	3.....	3.....
31st	1.....	1.....	2.....
2d Art. F.	1.....	1.....

OHIO.

16th	4.....	5.....	9.....
39th	6.....	43.....	2.....	51.....
32d	23.....	23.....
37th	10.....	31.....	41.....
42d	1.....	21.....	1.....	23.....
47th	6.....	26.....	1.....	33.....
48th	10.....	25.....	35.....
54th	1.....	4.....	5.....
57th	2.....	11.....	13.....
68th	6.....	6.....
72d	1.....	1.....
76th	5.....	5.....
83d	4.....	19.....	23.....
95th	4.....	4.....

114th	6.....	23.....	29.....
120th	1.....	1.....
17th Bat.	3.....	3.....

REGULARS.

1st	3.....	3.....
-----	-------	--------	-------	--------

WEST VIRGINIA.

4th	3.....	16.....	19.....
-----	--------	---------	-------	---------

WISCONSIN.

8th	3.....	17.....	22.....	42.....
11th	11.....	80.....	91.....
14th	14.....	79.....	4.....	97.....
17th	2.....	12.....	6.....	20.....
18th	5.....	11.....	16.....
23d	2.....	28.....	2.....	32.....

SCATTERING.

Scat'ng	1012....	4845.....	306....	6163.....
---------	----------	-----------	---------	-----------

CASUALTIES BY STATES.**RECAPITULATION.**

States.	Regts	Average.	Killed.	Wounded.	Missing.	Total
Ills.	25....	6....	163....	777....	58....	998
Ind.	11....	5....	63....	335....	3....	401
Iowa	13....	7....	92....	429....	35....	556
Ky.	3....	5....	17....	131....	2....	150
Minn.	2....	7....	14....	43....	7....	64
Mo.	10....	6....	63....	338....	4....	405
Ohio	16....	3....	50....	251....	4....	305
Reg.	1....	3....	3
W. Va.	1....	3....	3....	16....	19
Wis.	6....	6....	37....	227....	34....	298
Scatt.	1012....	4845....	306....	6163
Total	88....	..	1514....	7395....	453....	9362

Two attempts were made to capture the fortifications by assault, May 19th and 22d; both attempts failed. The garrison, numbering 30,638 men surrendered July 3, but the town was not occupied by Union troops until the next day. The item of scattering occurred mainly before the investment. Rebels admitted casualties as follows:

REBEL CASUALTIES.

Killed	Wounded	Missing	Total	Engaged
805....	1938....	129....	2872..	33510

BATTLE OF VALVERDE, N. M.*February 21st, 1862.*

COLORADO.					
Regts.	Killed.	Wounded.	Missing	Total	Engaged.
1st	2	28	9	39
NEW MEXICO.					
1st	1	1	11	13
2d	1	3		4
3d	6	4	1	11
5th	3	1		4
REGULARS.					
5th	10	35	1	46
7th	19	39	4	62
10th	10	17	6	33
1st Cavalry	1	9	1	11
2d Cav.	9	9	2	20
3d "	6	14		20
Total	68	160	35	263

REBEL ARMY—VALVERDE.

TEXAS.					
Regiments	Killed	Wounded	Missing	Total	Engaged
2d Cavalry	4	17	1	22
4th "	8	36		44
5th "	20	67		87
7th "	2	26		28
Battery	2	4		6
Total	36	150	1	187

Union army gained a complete victory.

BATTLE OF WEST POINT, VA.*May 7th, 1862.*

MAINE.					
Regiments	Killed	Wounded	Missing	Total	Engaged
5th	1	2		3
NEW JERSEY.					
1st		3		3
Battery		1		1
NEW YORK.					
16th	5	8		13
31st	23	33	27	83
32d	12	55		67
PENNSYLVANIA.					
90th	7	8	1	16
Total,	48	110	28	186

BATTLE OF WAUHATCHIE, TENN.*October 27th, 1863.*

	MASSACHUSETTS.					
regts.	Killed.	Wounded.	Missing.	Total.	Engaged.	
33d	25	61	1	88		
	NEW YORK.					
78th	2	2		
136th	2	4	6		
137th	15	75	90		
149th	1	12	13		
154th	1	1		
	OHIO.					
73d	12	55	1	68		
	PENNSYLVANIA.					
29th	1	5	1	7		
73d	1	1		
109th	5	23	4	32		
111th	8	37	1	46		
Battery E.	3	19	22		
	SCATTERING.					
Scat.	6	32	7	45		
Total	78	327	15	420		

REBEL ARMY—WAUHATCHIE.

	SOUTH CAROLINA.					
Regts.	Killed	Wounded	missing	Total	Engaged	
1st	2	38	5	45		
2d	6	51	7	64		
3th	9	84	9	102		
6th	13	3	16		
H. Legion	8	65	12	85		
Sharp.	6	35	3	44		
Total	31	286	39	356		

Rebel army defeated.

WHITE RIVER EXPEDITION, ARK*June 17th, 1862.*

	Killed	Wounded	Missing	Total	Engaged
46th Ind {	105	30	135	
GunBoat }					

These casualties occurred on the Gunboat Mound City and was caused by the bursting of a steam pipe.

BATTLE OF WILSON CREEK, MO.

August 10th, 1861.

IOWA.					
Regts.	Killed	Wounded	Missing	Total	Engaged
1st	12	138	4	154	926
KANSAS.					
1st	77	187	20	284	900
2d	5	59	6	70	250
Rangers		1		1	250
MISSOURI.					
1st	76	208	11	295	805
HomeGuards		2		2	115
Mo. Brigade	15	20	231	266	1300
REGULARS.					
1st	19	52	9	80	350
2d	15	44	2	61	300
1st Cav.		1	3	4	250
Battery F.	4	7		11	84
Battery		2	1	3	120
Scattering			4	4	10

CASUALTIES BY STATES.

RECAPITULATION

States.	Regts.	Average.	Killed.	Wounded.	Missing.	Total.
Iowa	1	12	12	138	4	154
Kan.	2	41	82	247	26	355
Mo.	4	23	91	230	242	563
Reg.	3	12	38	106	19	163
Total	10	22	223	721	291	1235

Union army, 5,660 men, won the battle, but owing to the death of the commander, a Major, both useless and worthless, took command at 12 o'clock, when no rebels were in sight, and commenced a retreat to Springfield, where the army arrived at six P. M. General Sigel and his flying troopers joined the balance of the army at Springfield. The greater part of the troops were three month men, and their term of enlistment had expired several days before the battle. See battle of Guntown where the Major referred to above, had command.

REBEL ARMY—WILSON CREEK.

ARKANSAS.

Regts.	Killed	Wounded	Missing	Total	Engaged
1st	42	155		197	

MISSOURI.

	156	517		673	
Total	277	643	30	950	8772

The error in the official figures quoted above cannot be explained. The brilliant? General who commanded the Union army on the Atlanta Campaign, sent in a report, which like the above, is quite as difficult to balance factors with totals.

WINCHESTER AND FRONT ROYAL.*May 23d, 1862.***CONNECTICUT.**

Regiments.	Killed.	Wounded.	Missing.	Total.	Engaged
5th	1.....	12.....	71.....	84.....	

INDIANA.

27th	3.....	17.....	104.....	124.....	
------	--------	---------	----------	----------	--

MAINE.

10th	3.....	6.....	54.....	63.....	
------	--------	--------	---------	---------	--

1st Cav.	1.....	128.....	129.....	
----------	-------	--------	----------	----------	--

MARYLAND.

1st	14.....	43.....	535.....	592.....	
-----	---------	---------	----------	----------	--

1st Cav.	5.....	5.....	
----------	-------	-------	--------	--------	--

MASSACHUSETTS.

2d	13.....	47.....	80.....	140.....	
----	---------	---------	---------	----------	--

MICHIGAN.

1st Cav.	10.....	9.....	35.....	54.....	
----------	---------	--------	---------	---------	--

NEW YORK.

28th	2.....	62.....	64.....	
------	-------	--------	---------	---------	--

5th Cav.	4.....	15.....	56.....	75.....	
----------	--------	---------	---------	---------	--

8th "	2.....	5.....	24.....	31.....	
-------	--------	--------	---------	---------	--

Battery M.	2.....	4.....	5.....	11.....	
------------	--------	--------	--------	---------	--

PENNSYLVANIA.

29th	2.....	5.....	237.....	244.....	
------	--------	--------	----------	----------	--

46th	2.....	41.....	67.....	110.....	
------	--------	---------	---------	----------	--

Battery E.	5.....	23.....	28.....	
------------	-------	--------	---------	---------	--

" F.	7.....	4.....	11.....	
------	-------	--------	--------	---------	--

REGULARS.

4th Art. F.	3.....	3.....	6.....	
-------------	-------	--------	--------	--------	--

VERMONT.

1st Cav.	1.....	9.....	105.....	115.....	
----------	--------	--------	----------	----------	--

WISCONSIN.

3d	4.....	11.....	86.....	101.....	
----	--------	---------	---------	----------	--

SCATTERING.

Scattering	1.....	1.....	30.....	32.....	
------------	--------	--------	---------	---------	--

CASUALTIES BY STATES.**RECAPITULATION.**

States.	Regts.	Average.	Killed.	Wounded.	Missing.	Total.
Conn.	1....	1....	1....	12....	71....	84
Ind.	1....	3....	3....	17....	104....	124
Me.	2....	3....	7....	182....	192
Md.	2....	7....	14....	43....	540....	597
Mass.	1....	13....	13....	47....	80....	140
Mich.	1....	10....	10....	9....	35....	54
N. Y.	3....	3....	8....	26....	147....	181
Penn.	2....	2....	4....	58....	331....	393
Reg.	3....	3....	6
Vt.	1....	1....	1....	9....	105....	115
Wis.	1....	4....	4....	11....	86....	101
Scat.	1....	1....	30....	32
Total	15....	3....	52....	243....	1714....	2019

Union army defeated. Rebel casualties unknown.

BATTLE OF WINCHESTER, No. 2.

June 13, 14, & 15, 1863.

CONNECTICUT.

Regts.	Killed	Wounded	Missing	Total	Engaged
18th	18.....	46.....	534.....	598.....	

MARYLAND.

5th	5.....	315.....	320.....	
6th	1.....	6.....	167.....	174.....	
Bat.	5.....	34.....	39.....	

MASSACHUSETTS.

1st Art. I.	3.....	40.....	43.....	
-------------	-------	--------	---------	---------	--

OHIO.

110th	4.....	51.....	210.....	265.....	
116th	8.....	29.....	141.....	178.....	
122d	8.....	25.....	380.....	413.....	
123d	21.....	62.....	466.....	549.....	

NEW YORK.

1st Cav.	1.....	3.....	56.....	60.....	
----------	--------	--------	---------	---------	--

PENNSYLVANIA.

67th	17.....	38.....	736.....	791.....	
87th	4.....	21.....	87.....	112.....	
12th Cav.	4.....	12.....	156.....	172.....	
13th "	1.....	247.....	248.....	

REGULARS.

5th Art. L.	3.....	1.....	77.....	81.....	
-------------	--------	--------	---------	---------	--

WEST VIRGINIA.

12th	6.....	36.....	191.....	233.....	
1st Cav.	1.....	11.....	12.....	
3d "	72.....	72.....	
1st Art. D.	3.....	80.....	83.....	

CASUALTIES BY STATES.

RECAPITULATION

States	Regts.	Average	Killed	Wounded	Missing	Total
Conn.	1.....	18.....	18.....	46.....	534.....	598
Md.	2.....	1.....	16.....	516.....	533
Mass.	3.....	40.....	43
N. Y.	1.....	1.....	1.....	3.....	56.....	60
Ohio	4.....	10.....	41.....	167.....	1197.....	1401
Penn.	4.....	6.....	25.....	72.....	1226.....	1323
Reg.	3.....	1.....	77.....	81
W. Va.	3.....	2.....	6.....	40.....	354.....	400
Total	15.....	6.....	95.....	348.....	4000.....	4,443

Union army defeated by a much larger number of rebels.

REBEL ARMY—WINCHESTER.

GEORGIA.

Regt.	Killed	Wounded	Missing	total	Engaged
13th	3.....	10.....	13.....	
26th	8.....	8.....	
31st	1.....	7.....	8.....	
38th	2.....	14.....	16.....	
60th	5.....	16.....	21.....	

LOUISIANA.

1st	1.....	1.....	
2d	2.....	9.....	11.....	
5th	1.....	5.....	6.....	
6th	7.....	36.....	43.....	
7th	1.....	22.....	23.....	
8th	1.....	3.....	4.....	
9th	3.....	9.....	12.....	
10th	3.....	3.....	

NORTH CAROLINA.

1st	5.....	12.....	17.....	
3d	4.....	10.....	14.....	
57th	1.....	1.....	2.....	

VIRGINIA.

3d	2.....	2.....	
5th	3.....	13.....	16.....	
10th	5.....	5.....	
31st	1.....	1.....	
33d	1.....	1.....	
48th	1.....	1.....	
49th	1.....	1.....	
52d	1.....	1.....	

SCATTERING.

2 Batteries	3.....	19.....	22.....	
-------------	--------	---------	-------	---------	--

CASUALTIES BY STATES.

RECAPITULATION.

States.	Regts.	Average.	Killed.	Wounded.	Missing.	Total.
Ga.	5....	2....	11....	55....	66
La.	8....	2....	15....	88....	103
N. C.	3....	3....	10....	23....	33
Va.	8....	3....	25....	28
Scat'g	3....	19....	22
Total	24....	2....	42....	210....	252

BATTLE OF WINCHESTER, No. 3.

July 24th, 1864.

Regiments.	Killed.	Wounded.	Missing.	Total.	Engaged
18th	3.....	7.....	10.....	
ILLINOIS.					
23d	14.....	63.....	37.....	114.....	
MARYLAND.					
1st	1.....	3.....	4.....	
2d	3.....	13.....	16.....	
MASSACHUSETTS.					
34th	1.....	1.....	
NEW YORK.					
5th H. Art.	1.....	1.....	
1st Cav.	2.....	11.....	1.....	14.....	
15th "	2.....	8.....	10.....	
21st "	2.....	18.....	6.....	26.....	
OHIO.					
23d	6.....	58.....	72.....	136.....	
34th	5.....	25.....	30.....	
36th	9.....	103.....	24.....	136.....	
91st	2.....	4.....	9.....	15.....	
123d	11.....	11.....	
170th	3.....	2.....	5.....	
8th Cav.	2.....	5.....	7.....	
1st Bat.	1.....	1.....	
PENNSYLVANIA.					
12th	1.....	19.....	20.....	
14th	1.....	3.....	9.....	13.....	
20th	3.....	1.....	4.....	
22d	1.....	7.....	8.....	
54th	1.....	14.....	34.....	49.....	
WEST VIRGINIA.					
1st	4.....	15.....	37.....	56.....	
2d	2.....	18.....	6.....	26.....	
3d	1.....	19.....	9.....	29.....	
4th	4.....	13.....	6.....	23.....	
5th	4.....	30.....	11.....	45.....	
9th	2.....	11.....	13.....	
11th	1.....	4.....	11.....	16.....	
12th	2.....	19.....	39.....	60.....	
13th	14.....	50.....	15.....	79.....	
14th	3.....	4.....	52.....	59.....	
15th	4.....	7.....	14.....	25.....	
16th	12.....	57.....	43.....	112.....	
Battery E.	3.....	2.....	5.....	
" F.	3.....	2.....	5.....	
SCATTERING.					
Scattering	1.....	1.....	
Total,	100.	606.....	479.....	1185.....	

BATTLE OF WINCHESTER, No. 4.*September 19, 1864.***CONNECTICUT.**

Regiments.	Killed.	Wounded.	Missing.	Total.	Engaged
9th	1.....	1.....	
12th	10.....	60.....	1.....	71.....	
13th	6.....	39.....	32.....	77.....	
2d H. art.	20.....	118.....	138.....	
1st Cav.	1.....	2.....	3.....	

ILLINOIS.

23d	3.....	19.....	22.....	
-----	--------	---------	-------	---------	--

INDIANA.

8th	2.....	5.....	2.....	9.....	
11th	8.....	58.....	4.....	70.....	
18th	6.....	32.....	38.....	
3d Cav.	1.....	2.....	3.....	
17th Bat.	1.....	1.....	

IOWA.

22d	11.....	63.....	31.....	105.....	
24th	10.....	57.....	8.....	75.....	
28th	10.....	56.....	21.....	87.....	

MAINE.

7th	1.....	17.....	18.....	
12th	14.....	83.....	15.....	112.....	
14th	7.....	52.....	3.....	62.....	
29th	24.....	24.....	
Battery A.	2.....	6.....	8.....	
“ E.	6.....	6.....	

MARYLAND.

6th	7.....	32.....	3.....	42.....	
-----	--------	---------	--------	---------	--

MASSACHUSETTS.

26th	38.....	80.....	21.....	139.....	
30th	5.....	17.....	22.....	
34th	6.....	96.....	102.....	
37th	12.....	79.....	91.....	
38th	8.....	47.....	8.....	63.....	
2d Cav.	3.....	11.....	6.....	20.....	
3d “	19.....	87.....	106.....	

MICHIGAN.

1st Cav.	6.....	33.....	39.....	
5th “	5.....	17.....	2.....	24.....	
6th “	2.....	16.....	2.....	20.....	
7th “	3.....	18.....	6.....	27.....	

NEW HAMPSHIRE.

14th	31.....	88.....	19.....	138.....	
------	---------	---------	---------	----------	--

NEW JERSEY.

4th	2.....	19.....	1.....	22.....
10th	1.....	14.....	1.....	16.....
14th	6.....	56.....		62.....
15th	4.....	44.....	7.....	55.....
3d Cav.	4.....	6.....	11.....	21.....

NEW YORK.

43d	2.....	6.....		8.....
49th	1.....	10.....		11.....
62d		4.....		4.....
65th	6.....	26.....		32.....
75th	17.....	45.....	11.....	73.....
77th	2.....	38.....	2.....	42.....
106th	6.....	45.....	3.....	54.....
114th	21.....	164.....		185.....
116th	9.....	39.....		48.....
121st	2.....	13.....		15.....
122d	6.....	28.....		34.....
128th	6.....	51.....		57.....
131st	9.....	65.....		74.....
151st	3.....	14.....		17.....
153d	10.....	59.....		69.....
158th	20.....	91.....		111.....
159th	5.....	50.....	20.....	75.....
160th	15.....	61.....	1.....	77.....
176th	5.....	33.....	9.....	47.....
5th H. Art.	11.....	32.....		43.....
9th "	6.....	36.....		42.....
1st Cav.		4.....		4.....
2d "	2.....	5.....		7.....
4th "		13.....	4.....	17.....
5th "	2.....	13.....	2.....	17.....
6th "	3.....	9.....	6.....	18.....
8th "	2.....	4.....		6.....
9th "	3.....	16.....		19.....
19th "	2.....	7.....	4.....	13.....
22d "	2.....	5.....		7.....
25th "	1.....	3.....	3.....	7.....
1st Bat.		6.....		6.....

OHIO.

23d	3.....	43.....		46.....
34th	10.....	37.....		47.....
36th	4.....	33.....		37.....
91st	11.....	95.....		106.....
110th	7.....	48.....		55.....
116th	4.....	30.....		34.....
122d	6.....	53.....	1.....	60.....
123d	6.....	42.....		48.....
126th	12.....	40.....	2.....	54.....

2d Cav.	1.....	14.....	3.....	18.....
8th "	2.....	1.....	3.....
PENNSYLVANIA.				
47th	1.....	8.....	9.....
49th	11.....	33.....	44.....
54th	6.....	39.....	4.....	49.....
61st	16.....	16.....
67th	9.....	28.....	4.....	41.....
82d	7.....	55.....	62.....
87th	7.....	47.....	54.....
93d	7.....	32.....	39.....
98th	4.....	22.....	4.....	30.....
102d	7.....	51.....	4.....	62.....
119th	2.....	21.....	23.....
138th	3.....	48.....	3.....	54.....
139th	3.....	37.....	40.....
14th Cav.	1.....	12.....	1.....	14.....
17th "	4.....	1.....	5.....
18th "	7.....	12.....	1.....	20.....
22d "	2.....	2.....

REGULARS.

1st Cav.	4.....	14.....	6.....	24.....
2d Cav.	2.....	19.....	8.....	29.....
5th Cav.	5.....	12.....	12.....	29.....
1st Art. K. L	5.....	5.....
2d " B. L	10.....	10.....

RHODE ISLAND.

2d	6.....	6.....
Battery C.	4.....	4.....
" D.	4.....	4.....

VERMONT.

2d	3.....	29.....	1.....	33.....
3d	26.....	3.....	29.....
4th	1.....	15.....	16.....
5th	6.....	22.....	28.....
6th	5.....	45.....	50.....
8th	9.....	28.....	37.....
10th	11.....	53.....	1.....	65.....
11th	8.....	85.....	6.....	99.....
1st Cav.	1.....	8.....	9.....

WEST VIRGINIA.

5th	4.....	22.....	1.....	27.....
9th	2.....	16.....	18.....
10th	17.....	78.....	2.....	97.....
11th	3.....	18.....	21.....
13th	2.....	23.....	25.....
14th	1.....	19.....	20.....
15th	11.....	38.....	49.....
1st Cav.	2.....	1.....	1.....	4.....
2d "	1.....	3.....	4.....
3d "	1.....	2.....	1.....	4.....

WISCONSIN.

5th	4.....	13.....	17.....
SCATTERING.				
Scattering	1.....	8.....	9.....

—◆—

CASUALTIES BY STATES.
 RECAPITULATION.

States	Regts	Average	Killed	Wounded	Missing	Total
Conn.	5....	7....	37....	220....	33....	290
Ills.	1....	3....	3....	19....	22
Ind.	4....	4....	16....	97....	8....	121
Iowa	3....	10....	31....	176....	60....	267
Me.	4....	6....	24....	188....	18....	230
Md.	1....	7....	7....	32....	3....	42
Mass.	7....	13....	91....	417....	35....	543
Mich.	4....	4....	16....	84....	10....	106
N. H.	1....	31....	31....	88....	19....	138
N. J.	5....	3....	17....	139....	20....	176
N. Y.	31....	5....	179....	995....	65....	1239
Ohio	11....	6....	66....	435....	7....	508
Penn.	17....	4....	75....	407....	22....	564
Reg.	3....	3....	11....	60....	26....	97
R. I.	1....	14....	14
Vt.	9....	5....	44....	311....	11....	366
W. Va.	10....	4....	44....	220....	5....	269
Wis.	1....	4....	4....	13....	17
Scatt'ng	1....	8....	9
Total	118....	5....	697....	3983....	338....	5018

Union army victorious.

Rebel army consisted of regiments from States as follows:

Alabama.....	7	Mississippi.....	4	South Carolina..	7
Georgia.....	21	North Carolina..	19	Virginia.....	58
Louisiana.....	10	Maryland.....	1	Total.....	127

In this conflict the very honest and truthful Rebel General reported 60 killed, 286 wounded, total 346. See similar abridged report of the Battle of Cedar Creek. Their casualties were, in all probability, ten times that number,

—◆—

BATTLES COMPARED.

118 Regiments at Winchester averaged 5 killed.
130 " Nashville averaged 3 killed,
125 " Stone River averaged 14 killed.
107 " Shiloh averaged 16 killed.

BATTLE OF WILLIAMSBURG, VA.

May 6th, 1862.

MAINE.					
Regts.	Killed.	Wounded.	Missing.	Total.	Engaged
4th	1.....	1.....	
6th	4.....	4.....	500
MASSACHUSETTS.					
1st	7.....	37.....	9.....	53.....	708
7th	1.....	2.....	3.....	
11th	7.....	59.....	1.....	67.....	
MICHIGAN.					
2d	17.....	38.....	5.....	60.....	300
5th	29.....	115.....	144.....	
ILLINOIS.					
8th Cav.	1.....	1.....	
NEW HAMPSHIRE.					
2d	16.....	68.....	19.....	103.....	772
NEW JERSEY.					
5th	9.....	67.....	27.....	103.....	
6th	39.....	74.....	26.....	139.....	600
7th	26.....	90.....	7.....	123.....	
8th	35.....	122.....	4.....	161.....	625
NEW YORK.					
33d	10.....	10.....	500
37th	23.....	70.....	2.....	95.....	
38th	11.....	67.....	10.....	88.....	
40th	5.....	24.....	29.....	
55th	2.....	15.....	17.....	
62d	3.....	5.....	8.....	
70th	79.....	138.....	113.....	330.....	700
72d	59.....	90.....	46.....	195.....	
73d	17.....	67.....	20.....	104.....	
74th	36.....	54.....	53.....	143.....	575
1st Art. D.	1.....	7.....	8.....	
" E.	1.....	1.....	2.....	
1st Battery	1.....	2.....	3.....	
4th "	1.....	5.....	6.....	
PENNSYLVANIA.					
26th	3.....	22.....	5.....	30.....	
49th	2.....	2.....	500
85th	2.....	2.....	
93d	6.....	19.....	1.....	26.....	
98th	4.....	4.....	23.....	31.....	
101st	5.....	5.....	
102d	3.....	39.....	42.....	
103d	2.....	2.....	

3d Cavalry	1.....	1.....
1st Art. C.	1.....	1.....
REGULARS. U. S.				
Cav.	2.....	1.....	3.....
1st Art. H.	2.....	8.....	10.....
VERMONT.				
2d	1.....	1.....
5th	1.....	1.....
WISCONSIN.				
3th	8.....	70.....	1.....	79.....
SCATTERING.				
Scattering	2.....	1.....	3.....

CASUALTIES BY STATES.

RECAPITULATION.

States	Regts.	Average	Killed	Wounded	missing	Total
Illinois	1.....	1.....	1
Maine	2.....	5.....	5
Mass.	3.....	5.....	15.....	98.....	10.....	123
Mich.	2.....	23.....	46.....	153.....	5.....	204
N. H.	1.....	16.....	16.....	68.....	19.....	103
N. J.	4.....	27.....	109.....	353.....	64.....	526
N. Y.	10.....	23.....	239.....	555.....	244.....	1038
Penn.	9.....	2.....	17.....	96.....	29.....	142
Reg	1.....	4.....	4.....	9.....	13
Vt.	2.....	2.....	2
Wis.	1.....	8.....	8.....	70.....	1.....	79
Scat.	2.....	1.....	3
Total	36.....	12.....	456.....	1410.....	373.....	2239

A sharp engagement and victory for the Union army. The casualties of the 70th New York is one the highest monuments to the valor of the men who were patriots and not professional soldiers.

BATTLES COMPARED.

36	Regiments at Williamsburg averaged 12 killed.
37	" Cedar Mountain averaged 9 killed.
35	" Bull Run averaged 13 killed
47	" Perryville averaged 18 killed

BATTLE OF WILDERNESS, VA.*May 5, 6 & 7, 1864.***CONNECTICUT.**

Regts.	Killed.	Wounded.	Missing.	Total.	Engaged
14th	9	67	13	89	345
1st Cav.	7	37	44	

DELAWARE.

1st	6	89	4	99	
------------	----------------	-----------------	----------------	-----------------	--

ILLINOIS.

8th Cav.	1	3	3	7	
-----------------	----------------	----------------	----------------	----------------	--

INDIANA.

7th	16	92	54	162	
14th	6	22	6	34	
19th	14	78	11	103	
20th	19	102	3	124	
3d Cav.	3	4	7	

MAINE.

3d	15	74	39	128	
4th	32	136	3	171	
5th	3	3	
6th	2	2	4	
7th	24	80	13	117	
16th	19	21	40	
17th	22	155	15	192	
19th	22	130	6	158	
20th	13	82	16	111	
31st	5	24	2	31	
1st Cav	1	4	5	
6th Art. F.	8	8	

MARYLAND.

1st	5	11	9	25	
3d	3	9	12	
4th	5	8	5	18	294
6th	24	112	34	170	
7th	7	52	22	81	
8th	5	48	9	62	

MASSACHUSETTS.

1st	2	12	5	19	
7th	13	103	4	120	
9th	26	108	3	137	
10th	21	105	2	128	
11th	9	54	12	75	
12th	14	48	8	70	
13th	10	1	11	
15th	4	16	3	23	

16th	6.....	30.....	3.....	39.....	
18th	8.....	27.....	29.....	64.....	
19th	3.....	13.....	3.....	19.....	
20th	23.....	108.....	9.....	140.....	
21st	2.....	7.....	7.....	16.....	
22d	5.....	34.....	3.....	42.....	
28th	15.....	86.....	14.....	115.....	505
32d	16.....	3.....	19.....	
36th	12.....	61.....	73.....	
37th	30.....	101.....	6.....	137.....	
39th	5.....	12.....	17.....	
56th	8.....	53.....	11.....	72.....	
57th	57.....	158.....	30.....	245.....	
58th	6.....	32.....	7.....	45.....	
59th	10.....	35.....	10.....	55.....	
1st Cav	3.....	24.....	14.....	41.....	
MICHIGAN.					
1st	5.....	47.....	12.....	64.....	190
2d	6.....	32.....	38.....	
3d	22.....	62.....	19.....	103.....	209
4th	5.....	33.....	4.....	42.....	
5th	16.....	79.....	2.....	97.....	
7th	8.....	43.....	9.....	60.....	
8th	11.....	8.....	14.....	105.....	
16th	3.....	37.....	40.....	
17th	5.....	37.....	42.....	
20th	6.....	1.....	7.....	
24th	14.....	48.....	42.....	104.....	
26th	7.....	7.....	452
27th	12.....	60.....	6.....	78.....	850
1st Sharp.	4.....	23.....	2.....	29.....	
1st Cav.	3.....	21.....	24.....	
5th "	3.....	13.....	16.....	
6th "	3.....	13.....	4.....	20.....	
7th "	1.....	1.....	2.....	
NEW HAMPSHIRE.					
6th	1.....	32.....	13.....	46.....	
11th	2.....	43.....	11.....	56.....	
NEW JERSEY.					
1st	17.....	106.....	39.....	162.....	
2d	5.....	18.....	23.....	46.....	
3d	7.....	1.....	8.....	
4th	8.....	73.....	15.....	96.....	
5th	6.....	54.....	4.....	64.....	
6th	8.....	28.....	1.....	37.....	
7th	1.....	13.....	5.....	19.....	
8th	6.....	114.....	4.....	121.....	
10th	3.....	16.....	19.....	38.....	
11th	22.....	22.....	
12th	12.....	62.....	5.....	79.....	
14th	1.....	4.....	5.....	
15th	3.....	9.....	2.....	14.....	
1st Cav.	7.....	41.....	10.....	58.....	
3d Cav.	6.....	6.....	

NEW YORK.

39th	14	99	23	136	
40th	20	156	37	213	
42d		8	15	23	
43d	21	106	71	198	
44th	4	62	1	67	
49th	29	54	6	89	
50th			1	1	
51st	20	54	5	79	
52d		4	2	6	
57th	7	50	1	58	
59th	2	8	4	14	
60th		2	3	5	
61st		3		3	
62d	14	58		72	
63d	9	78	8	95	
64th		8		8	
65th	8	28	21	57	
66th	1	6	4	11	
67th	11	62	20	93	
69th	7	37	8	52	406
70th	4	18	5	27	
71st		5	4	9	
72d	2	16	3	21	
73d	6	54	6	66	
74th	1	16	7	24	
76th	27	69	186	282	
77th	11	44	9	64	
82d	4	13	12	29	
83d	18	82	15	115	
84th	1		2	3	
86th	2	49	8	59	
88th	10	38	4	52	
93d	42	213	5	260	
95th	18	64	92	174	
97th	15	71	13	99	
104th		2		2	
106th	4	6	1	11	
108th	5	43	4	52	
109th	11	64	1	76	
111th	42	119	17	178	
120th	5	48	8	61	
121st	15	37	21	73	
122d	9	70	40	119	
124th	1	55	2	58	
125th	6	17	5	28	
126th	5	62	9	76	195
140th	23	118	114	255	
146th	20	67	225	312	
147th	15	97	59	171	
151st	3	14	4	21	
152d	9	37	5	51	
10th Bat'n	17	60	18	95	
1st Sharp's	1	27	7	35	

6th H. Art	2.....	10.....	12.....	
14th "	1.....	7.....	8.....	
15th "	4.....	32.....	8.....	44.....	1574
2d Cav.	3.....	11.....	16.....	30.....	
5th "	16.....	21.....	13.....	50.....	
6th "	1.....	11.....	1.....	13.....	
8th "	1.....	3.....	4.....	
9th "	5.....	20.....	3.....	28.....	
10th "	1.....	8.....	1.....	10.....	
19th "	20.....	36.....	35.....	91.....	
22d "	1.....	4.....	5.....	
1st Art. D.	5.....	3.....	8.....	
2d Battery	2.....	2.....	
3d "	2.....	14.....	6.....	22.....	
6th "	2.....	1.....	3.....	

OHIO.

4th	11.....	32.....	3.....	46.....	
8th	3.....	16.....	3.....	22.....	
60th	2.....	3.....	5.....	
110th	17.....	106.....	25.....	148.....	
122d	18.....	110.....	48.....	176.....	
126th	22.....	125.....	62.....	209.....	578
2d Cav.	1.....	1.....	2.....	
6th Cav.	10.....	1.....	11.....	

PENNSYLVANIA.

1st R	1.....	1.....	
2d R	1.....	3.....	6.....	10.....	
5th R	4.....	10.....	2.....	16.....	
6th R	5.....	25.....	5.....	35.....	
7th R	303.....	303.....	
8th R	5.....	40.....	2.....	47.....	
10th R	3.....	15.....	4.....	22.....	
11th R	4.....	37.....	58.....	99.....	
12th R	3.....	3.....	
13th R	3.....	31.....	3.....	37.....	
11th	6.....	136.....	13.....	155.....	
26th	3.....	27.....	2.....	32.....	
45th	17.....	119.....	7.....	143.....	
48th	3.....	10.....	13.....	
49th	3.....	35.....	5.....	43.....	
50th	12.....	59.....	71.....	
51st	9.....	58.....	1.....	68.....	
53d	1.....	3.....	4.....	
56th	10.....	22.....	10.....	42.....	
57th	22.....	128.....	3.....	153.....	330
61st	20.....	113.....	18.....	151.....	
62d	8.....	47.....	6.....	61.....	
63d	32.....	146.....	13.....	191.....	
67th	7.....	39.....	19.....	65.....	
69th	3.....	11.....	5.....	19.....	
71st	1.....	35.....	8.....	44.....	
72d	4.....	40.....	13.....	57.....	
82d	5.....	5.....	
83d	15.....	61.....	24.....	100.....	
84th	5.....	42.....	1.....	48.....	

87th	19.....	4.....	23.....
88th	1.....	1.....
90th	5.....	73.....	16.....	94.....
91st	9.....	2.....	11.....
93d	15.....	114.....	129.....
95th	9.....	13.....	3.....	25.....
96th	1.....	7.....	2.....	10.....
98th	11.....	65.....	76.....
99th	11.....	45.....	1.....	57.....
100th	1.....	28.....	8.....	37.....
102d	31.....	132.....	163.....
105th	38.....	116.....	6.....	160.....
106th	10.....	43.....	5.....	58.....
110th	9.....	38.....	7.....	54.....
115th	2.....	8.....	2.....	12.....
116th	6.....	24.....	4.....	34.....
118th	2.....	38.....	25.....	65.....
119th	12.....	74.....	86.....
121st	1.....	19.....	9.....	29.....
138th	21.....	97.....	32.....	150.....
139th	33.....	157.....	5.....	195.....
140th	3.....	10.....	13.....
141st	6.....	72.....	4.....	82.....
142d	3.....	36.....	16.....	55.....
143d	23.....	136.....	61.....	220.....
145th	1.....	1.....	2.....
148th	1.....	1.....
149th	11.....	119.....	95.....	215.....
150th	7.....	61.....	24.....	92.....
155th	7.....	42.....	6.....	55.....
1st Cav.	5.....	5.....
2d "	6.....	13.....	1.....	20.....
4th "	1.....	1.....
6th "	3.....	28.....	3.....	34.....
8th "	5.....	1.....	6.....
16th "	4.....	4.....
17th "	1.....	13.....	14.....
18th "	11.....	30.....	41.....
1st Art. B.	1.....	1.....
" F.	1.....	2.....	3.....
2d P. A.	1.....	1.....

REGULARS.

2d	1.....	1.....
4th	5.....	19.....	10.....	34.....
10th	8.....	51.....	5.....	64.....
11th	11.....	35.....	19.....	65.....
12th	15.....	51.....	44.....	110.....
14th	4.....	79.....	35.....	118.....
17th	1.....	7.....	8.....
1st Sharp.	14.....	39.....	8.....	61.....
2d "	16.....	49.....	11.....	76.....
1st Cav.	8.....	34.....	3.....	45.....
2d Cav.	2.....	21.....	2.....	25.....
5th Cav.	1.....	2.....	3.....
4th Art.C.E.	2.....	2.....

RHODE ISLAND.				
2d	12	66	5	83
7th		1		1
VERMONT.				
2d	49	285	14	348
3d	38	167	6	211
4th	41	223	4	268
5th	33	187	26	246
6th	34	155	7	196
10th	2	10		12
17th	8	68	3	74
1st Cavalry	5	31	11	47
WEST VIRGINIA.				
7th	2	38	3	43
WISCONSIN.				
2d	6	16	18	40
5th	14	121	10	145
6th	8	40	15	63
7th	27	155	35	217
SCATTERING.				
Scattering	3	12	3	18

CASUALTIES BY STATES.

RECAPITULATION,

States	Regts*	Average	Killed	Wounded	Missing	Total
Con.	2	4	9	74	50	133
Del.	1	3	6	89	4	99
Ills.	1	1	1	3	3	7
Ind.	5	11	55	297	78	430
Maine	11	12	134	717	117	968
Md.	6	8	49	240	79	368
Mass.	24	12	282	1253	187	1722
Mich.	18	7	120	642	116	878
N. H.	2	1	3	75	24	102
N. J.	15	5	77	567	134	778
N. Y.	60	9	575	2749	1244	4568
Ohio	8	9	71	402	146	619
Pa.	68	7	497	2960	905	4371
Reg.	12	7	85	390	137	612
R. I.	2	6	12	67	5	84
Vt.	8	26	210	1121	71	1402
W. Va.	1	2	2	38	3	43
Wis.	4	13	55	332	78	465
Scat.			3	12	2	17
Total	248	9	2246	12037	3383	17666

Only Nine batteries participated, and 63 present, not engaged. Rebel army consisted of 171 regiments, only a few of which reported casualties, but the reports would indicate an average of 19 killed or a total loss of 25,000. See Spotsylvania, Cold Harbor and Petersburg which followed the Wilderness.

CONNECTICUT.

INFANTRY.

Regts.	*Service	Killed	Wounded	Died	Deserted	Enrolled
1st	3....	9....	3....	780
2d	3....	2....	5....	4....	780
3d	3....	4....	13....	3....	780
4th	36....	49....	497....	161....	2700
5th	36....	102....	112....	81....	1102
6th	36....	89....	238....	119....	23....	1608
7th	36....	134....	235....	179....	40....	1757
8th	36....	112....	194....	132....	2000
9th	6....	25....	240....	1285
10th	36....	116....	290....	152....	2124
11th	36....	73....	334....	165....	2040
12th	36....	66....	200....	188....	1430
13th	45....	79....	129....	1402
14th	36....	197....	515....	169....	1736
15th	36....	30....	50....	143....	57....	1617
16th	70....	144....	224....	45....	1093
17th	44....	121....	74....	1175
18th	36....	66....	58....	72....	47....	1111
19th	223....	548....	186....	2719
20th	9....	981
21st	9....	966
22d	9....	935
23d	9....	848
24th	9....	98....	698
25th	9....	811
26th	9....	810
27th	9....	829
28th	9....	678
29th	9....

CAVALRY.

1st	36....	32....	45....	125....	58....	2111
-----	--------	--------	--------	---------	--------	------

ARTILLERY.

1st Bat.	36....	1....	6....	21....	156
2d "	2....	15....	18....	152

DELAWARE.

1st	36....	157....	584....	123....
2d	36....	35....	169....
3d	36....	47....	104....	83....
4th	44....	148....

Delaware furnished nine Regiments but kept no record of casualties or enrollments of each organization.

*Service represents the number of months served

Copyright by W. P. Kremer, 1900

ILLINOIS.

INFANTRY.

Regts.	No. Service	Killed	Wounded	Died	Deserted	Enrolled
7th★	36	62	219	117	17	1747
8th	36	145	326	103	108	1853
9th	48	170	547	131	50	1265
10th	36	26	67	125	37	1759
11th	48	136	293	241	63	1384
12th	36	110	268	97	35	1112
13th	47	61	60	103	72	1675
14th	52	57	126	42	9	2015
15th	52	79	117	94	157	2028
16th	50	46	83	52	18	1833
17th	36	52	202	54	2	1259
18th	54	70	225	228	156	2043
19th	54	46	153	71	92	1095
20th	49	124	253	157	115	1817
21st	54	112	277	119	45	1266
22d	36	123	298	86	74	1164
23d	36	45	107	79	369	1982
24th	36	66	159	67	85	987
25th	36	85	222	140	37	1082
26th	36	59	263	158	48	1602
27th	36	93	307	80	33	1193
28th	36	95	254	144	75	1939
29th	36	62	134	200	42	1547
30th	36	86	118	162	34	1878
31st	36	135	156	214	106	1973
32d	36	74	116	197	205	1711
33d	36	42	73	175	22	1660
34th	42	71	363	92	36	1558
35th	36	88	276	169	35	1012
36th	36	166	386	120	45	1593
37th	36	53	179	135	77	1157
38th	48	91	217	170	102	1388
39th	42	113	197	130	100	1807
40th	36	89	307	36	20	1277
41st	36	95	323	98	70	1211
42d	43	142	355	172	165	1824
43d	39	69	124	149	75	1902
44th	39	104	256	140	55	1515
45th	36	64	246	112	30	1717
46th	36	64	173	245	85	2012
47th	52	54	128	174	105	2054
48th	36	90	347	229	80	1871
49th	48	58	174	173	87	1482
50th	47	53	181	113	42	1761
51st	36	91	157	113	90	1550

★See notes and explanations at conclusion of Illinois roster.

52d	42	10	186	37	25	1519
53d	40	73	64	114	111	1434
54th	42	5		67	27	1720
55th	42	65	305	72	46	1287
56th★	36	24	53	357	76	1180
57th	42	59	163	100	172	1754
58th	54	83	114	215	570	2202
59th	51	114	259	111	216	1762
60th	40	33	104	165	15	1647
61st	42	33	59	183	68	1385
62d	48	3	7	365	90	1730
63d	42	6	21	115	16	1228
64th	42	83	148	127	97	1624
65th	38	24	106	88	338	1684
66th	42	66	136	133	107	1694
67th	3			5	15	979
68th	3				1	889
69th	3			8	28	912
70th	3			1	1	1006
71st	3			17	4	940
72h	36	85	130	133	131	1471
73d	36	92	179	122	33	987
74th	33	70	112	105	25	989
75th	33	95	194	86	47	987
76th	34	51	104	190	21	1110
77th	33	63	160	127	37	1051
78th	33	90	293	97	41	1028
79th	37	70	154	194	24	974
80th	34	45	157	143	49	928
81st	36	50	109	273	63	1187
82d	34	75	116	53	104	961
83d	34	34	75	81	16	1286
84th	34	107	218	126	19	956
85th	34	76	138	130	70	959
86th	33	72	154	100	18	993
87th		14	18	210	36	994
88th	34	85	196	84	97	907
89th	35	104	200	152	131	1285
90th	32	47	177	79	356	957
91st	34	12	28	118	57	1041
92d	31	45	125	116	18	1265
93d	36	137	199	119	33	1036
94th	36	8	31	153	32	1091
95th	36	84	111	176	38	1426
96th	33	98	157	111	23	1208
97th	34	28	36	200	99	1087
98th	36	24	35	143	20	1072
99th	34	43	77	116	28	936
100th	33	73	72	123	34	921
101st	33	38	123	111	60	911
102d	33	49	98	66	16	998
103d	34	86	222	143	55	917
104th	33	100	207	75	67	977
105th	34	50	125	113	32	1001
106th	34	2	5	177	25	1097

107th	33	24	71	128	34	944
108th	32	6	19	205	176	927
109th	33			95	164	967
110th	33	5	76	45	7	873
111th	33	42	145	191	12	994
112th	34	85	225	231	111	1121
113th	31	19	70	235	103	1258
114th	35	35	44	149	48	990
115th	32	55	160	140	34	960
116th		47	96	215	79	952
117th	33	8	19	114	42	995
118th	38	21	11	180	67	1101
119th	35	20	24	118	41	952
120th	35	7	21	231	27	844
122d	34	33	63	114	41	934
123d		77	136	120	26	1050
124th	35	36	40	138	35	1130
125th	33	79	146	100	22	933
126th	34	4	12	180	35	998
127th		46	80	155	111	957
128th	5			12	700	866
129th	33	48	17	112	37	1011
130th	34	16	56	100	25	932
131st	3			17	3	880
132d	3			12	9	853
133d	3			12	2	851
134th	3			21	1	874
135th	3	1		16	4	852
136th	3			40	3	842
137th	3	17	54	17	17	849
138th	3			11	12	835
139th	3			15	2	878
140th	3	3	7	20	1	871
141st	3			20	30	842
142d	3			29	10	851
143d	3			48	4	865
144th	3			73	57	1159
145th	3			33	2	880
146th	3			32	13	1056
147th	12	1	3	36	80	1047
148th	12	3	10	65	35	917
149th	12			30	102	983
150th	12			50	52	933
151st	12			49	83	970
152d	12			67	58	945
253d	12			22	40	1076
154th	12			67	57	994
155th	12			55	109	929
156th	12			54	80	975

CAVALRY

1st	12	16	30	30	11	1206
2d	36	51	94	130	58	1861
3d	46	25	58	235	194	2183
4th	36	23	70	153	58	1656

5th	48	19	52	376	133	1669
6th	36	21	35	131	165	2248
7th	46	53	69	249	85	2282
8th	46	58	91	149	94	2412
9th	37	30	54	180	290	2619
10th	42	20	43	245	265	1934
11th	36	25	35	170	146	2332
12th★	48	32	112	154	447	2174
13th★	42	12	35	323	63	1759
14th	36	17	51	159	250	1565
15th	36	10	25	123	38	1472
16th	36	25	76	210	295	1462
17th	36	5	15	79	148	1242

FIRST LIGHT ARTILLERY

A	14	38	18	3	168
B	13	13	31	51	204
C	14	28	15	5	175
D	5	11	28	32	141
E	2	23	26	4	148
F	5	16	20	9	159
G	1	3	8	17	113
H	5	12	26	41	147
I	15	24	169
K	1	4	16	20	96
L	2	10	153
M	2	9	10	20	154

SECOND LIGHT ARTILLERY

A	5	15	15	116
B	1	3	26	11	127
C	1	4	16	19	154
D	1	3	5	117
E	6	20	9	7	136
F	5	19	23	1	190
G	1	4	24	11	108
H	22	14	115
I	1	3	8	10	117
K	10	11	118
L	3	32	43	145
M	100

CHICAGO BOARD OF TRADE

Battery	36	10	32	5	7	298
---------	----	----	----	---	---	-----

CHICAGO MERCANTILE

Battery	36	3	10	10	5	295
---------	----	---	----	----	---	-----

SPRINGFIELD

Battery	36	1	3	20	14	203
---------	----	---	---	----	----	-----

COGSWELL'S

Battery	36	2	5	23	24	277
---------	----	---	---	----	----	-----

ELGIN

Battery	36	12	67	259
---------	----	------	------	----	----	-----

HENSHAW'S

Battery	36	3	11	13	16	241
---------	----	---	----	----	----	-----

The 1, 2, 3, 4, 5 and 6th Regiments served during the Mexican War. The first regiment organized for the Civil War was the 7th

The 19th Infantry had 29 men killed in a railroad disaster.

The 56th Infantry lost 204 men by the burning of the steamship General Lyon, off Cape Hatteras, March 30, 1865.

The 58th Infantry had 570 deserters during its term of service.

92d Infantry—R. J. A. O'CONNOR and — CATERCH, Co. B., were shot and killed while prisoners of war, with a revolver in the hand of Lieutenant Pointer, a good Officer of the Rebel army.

The 128th Infantry served five month when disbanded on account of 700 deserting out of an enlistment of 866.

12th Cavalry roster shows 448 desertions. But as these desertions occurred in 1866—a year after the close of the war, it is apparent that the War Department was largely to blame for this, in trying to keep the young from enjoying the comforts of home after the close of hostilities—the period for which they enlisted

13th Cavalry had 323 death and nearly all occurred at Pine Bluff, Arkansas. No one can explain why the regiment was kept in this death camp so long.

INDIANA.

INFANTRY

Regts.	Mo. Served	Killed	Wounded	Died	Deserted	Enrolled
6th	39	47	278	256	56	1899
7th	40	58	355	215	29	2081
8th	40	80	165	252	90	2456
9th	39	51	404	356	128	2847
10th	42	38	242	191	46	2060
11th	36	55	314	246	125	2348
12th	48	64	311	215	91	2364
13th	48	38	188	134	104	2573
14th	36	70	475	185	63	1274
15th	36	62	318	171	115	1220
16th	48	38	226	283	109	2457
17th	36	69	189	232	161	2311
18th	36	14	107	180	53	1555
19th	36	138	611	267	451	1614
20th	36	91	525	238	66	1743
22d	36	117	373	327	88	2718
23d	36	30	59	179	99	1840
24th		34	220	252	61	1773
25th		37	190	307	133	2015
26th		3	16	336	38	1997
27th		79	449	275	47	1322
29th		30	232	293	63	2130
30th	40	22	176	379	69	1408
31st		50	306	366	76	1886
32d	40	59	261	254	172	1385
33d		13	90	267	113	2875
34th		8	68	236	44	1806
35th		29	119	244	269	1869
36th		48	236	233	43	1177
37th		35	183	208	18	1300
38th		55	306	353	58	2028
40th	48	135	428	312	131	1755
42d		48	309	254	60	2163
43d		15	18	206	121	2304
44th		34	270	249	65	2203
46th		28	81	251	22	1460
47th		33	95	312	62	1748
48th		52	137	213	96	1878
49th		14	62	238	94	1445
50th		18	88	211	71	1564
51st		22	92	266	130	1957
52d	40	6	68	187	129	1521
53d		1		293	227	2491
54th	15	19	114	215	81	989
55th	3	11	47	4		677
57th	36	14	169	267	54	1652
58th		38	276	262	45	1922

59th	12	119	221	32	2156
60th	12	99	203	87	1096
63d	36	3	18	184	47	1245
65th	26	86	236	59	1170
66th	23	68	234	32	1118
67th	25	128	161	43	1040
68th	22	145	142	48	1017
69th	20	160	232	61	1100
70th	36	86	194	195	39	1370
72d	36	7	42	155	35	1325
73d	36	24	51	229	74	1169
74th	36	25	143	260	25	1157
75th	36	21	125	227	30	1127
76th	1	1	789
78th	2	4	2	587
79th	12	146	187	48	1166
80th	26	119	237	49	1049
81st	14	128	236	33	982
82d	25	90	227	33	1095
83d	14	114	249	19	1093
84th	24	116	237	53	1027
85th	12	46	212	52	1085
86th	42	138	241	48	999
87th	47	157	269	29	1247
88th	19	150	208	36	1131
89th	11	79	242	25	1118
91st	5	135	85	1367
93d	36	26	79	279	47	1152
97th	36	46	146	230	33	902
99th	36	14	140	178	38	984
100th	36	89	172	238	31	1054
101st	36	13	129	210	41	1072
102-114	3
115th	6	72	21	977
116th	6	66	120	1076
117th	6	95	13	1012
118th	6	81	26	1017
120th	36	151	52	1195
123d	24	1	6	141	36	1070
124th	24	3	149	37	1037
128th	24	1	139	64	1237
129th	24	6	175	34	1017
130th	24	1	9	178	21	986
132d	3	5	948
133d	3	16	2	941
134th	3	19	950
135th	3	25	4	930
136th	3	4	967
137th	3	17	2	928
138th	3	8	1	886
139th	3	11	1	865
140th	12	103	50	1055
142d	12	64	22	1015
143d	12	90	78	1006
144th	12	46	19	1036

145th	12	68	55	1033
146th	12	29	30	979
147th	12	44	63	1078
148th	12	36	75	1027
149th	12	39	27	1041
150th	12	34	50	1082
151st	12	69	33	1013
152d	12	48	22	988
153d	12	49	79	1033
154th	12	40	84	982
155th	12	15	68	1013
156th	17	54	531

COLORED

28th	28	200	87	1691
------	----	------	------	-----	----	------

CAVALRY

1st	36	36	115	151	320	1345
2d	36	2	6	234	156	1724
3d	48	41	232	139	387	1488
4th	4	204	138	1524
5th	47	72	217	224	1764
6th	1	8	260	177	1748
7th	40	20	53	243	199	1329
8th	36	4	16	336	193	2415
9th	206	146	1334
10th	2	10	167	135	1347
11th	2	40	170	116	1399
12th	168	61	1357
13th	1	4	136	96	1393

HEAVY ARTILLERY

1st	24	292	428	3839
-----	----	------	------	-----	-----	------

BATTERIES

1st	4	25	55	10	260	
2d	1	2	23	13	381	
3d	5	24	27	277	
4th	4	24	25	10	364	
5th	12	42	35	9	197	
6th	2	16	17	26	230	
7th	43	6	16	22	32	169
8th	36	5	26	10	25	231
9th*	36	6	26	55	6	250
10th	41	5	10	22	26	273
11th	36	6	12	25	10	237
12th	41	22	43	415
13th	40	7	21	19	59	325
14th	42	4	24	43	296
15th	36	1	3	13	42	237
16th	38	11	21	353
17th	4	10	14	50	307	
18th	1	3	40	18	284	
19th	5	33	28	8	194	
20th	8	25	33	252	
21st	12	27	4	242	

22d	14	39	226
23d	19	25	206
24th	33	32	202
25th	7	53	207
26th	13	9	256

The 1, 2, 3, 4, and 5th Regiments served during the Mexican War. The first regiment organized for the Civil War was the 6th See Roster of Regiments of the Mexican War, on page 332.

Capt. Van Buskirk, of the 27th Infantry, was 82½ inches in height in his stocking feet. He was the tallest man in the army.

The 9th Battery had 29 men killed by the explosion of a steam pipe on a Steamer on the Ohio River.

KANSAS

INFANTRY.

Regts.	*Service	Killed	Wounded	Died	Deserted	Enrolled
1st	48	131	188	94	238	1308
2d	12	69	2	6	
8th	87	197	135	129	
10th	26	23	122	75	
12th	14	113	38	
13th	23	43	105	126	

CAVALRY.

2d	64	136	94	192	
5th	53	105	221	96	
6th	96	123	130	
7th	64	98	226	
9th	56	210	89	
11th	65	92	103	24	
14th	51	108	157	
15th	21	79	154	
16th	14	94	135	

COLORED

1st	24	170	65	166	62	
2d	39	4	187	66	

ARTILLERY.

1st	5	10	21	19	
2d	5	15	13	
3d	5	17	14	

*Service represents the number of months served

IOWA.

INFANTRY.

Regts.	Mo.	Served	Killed	Wounded	Died	Deserted	Enrolled
1st	3	18	141	7			1000
2d	50	120	237	163	19		1291
3d	48	106	368	109	14		1074
4th	30	114	335	239	7		1184
5th	38	97	295	91	1		1042
6th	48	150	436	124	40		1106
7th	36	136	350	138	10		1138
8th	57	97	224	141	2		1037
9th	40	146	378	210	4		1090
10th	40	91	257	134	10		1400
11th	40	84	228	149	5		1022
12th	57	66	210	245	5		981
13th	40	105	309	183	2		989
14th	36	55	168	123	20		949
15th	40	138	414	195	30		1196
16th	40	97	310	220	5		919
17th	41	66	244	98	3		956
18th	36	59	78	110	5		875
19th	36	92	197	93	16		1034
20th	36	14	49	132	12		925
21st	36	70	162	158	2		980
22d	36	111	267	126	36		1008
23d	36	74	132	198			961
24th	36	110	257	201	1		979
25th	36	63	181	201	9		995
26th	36	75	162	208	15		919
27th	36	21	139	165	10		949
28th	36	82	258	183			955
29th	36	57	105	249	2		1005
30th	36	72	219	235			978
31st	36	29	86	263			977
32d	36	95	141	205	27		980
33d	36	66	174	197	3		934
34th	35	7	16	230	1		981
35th	36	46	95	186	3		1074
36th	35	60	142	232	2		985
37th*	35	3		144			995
38th	35	1	2	313			923
39th	35	61	110	121	18		909
40th	35	15	43	181	22		936
44th	34			15			916
45th	24	1	1	17			912
46th	24	1	1	24			892
Colored	24	6	6	331			923

CAVALRY

1st	48	56	85	189	19	1436
2d	36	60	170	193	30	1318
3d	36	82	164	228	8	1357
4th	36	51	116	198	7	1352

5th	36....	50....	53....	129....	60....	1286
6th	24....	22....	16....	60....	16....	1154
7th	24....	40....	4....	92....	14....	1076
8th	24....	36....	85....	93....		1239
9th	20....	15....	13....	165....		1176

ARTILLERY.

1st	36....	10....	30....	52....	3....	152
2d	36....	2....	14....	29....	1....	141
3d	36....	3....	16....	33....		146
4th	24....			5....	1....	152

GRAY BEARD REGIMENT.

The 37th Iowa Infantry, known as the "Gray Beard Regiment," was composed of men over 45 years of age, and was organized to do guard duty, mainly. The average age of the members was 55 years and only 144 died of disease during three years service. The two oldest members, Nehemiah Blake, 77, and Curtis King, 80 years, both returned home at the close of the war. The following is a classification of ages at the time of enlisting:

1.....	at	15	8.....	at	42	26.....	at	58
3.....	"	16	15.....	"	43	34.....	"	59
3.....	"	17	8.....	"	44	35.....	"	60
1.....	"	21	96.....	"	45	16.....	"	61
1.....	"	23	60.....	"	46	21.....	"	62
1.....	"	24	61.....	"	47	16.....	"	63
1.....	"	27	46.....	"	48	15.....	"	64
1.....	"	30	40.....	"	49	12.....	"	65
1.....	"	33	40.....	"	50	8.....	"	66
2.....	"	34	44.....	"	51	4.....	"	66
2.....	"	35	62.....	"	52	1.....	"	68
7.....	"	36	51.....	"	53	2.....	"	69
5.....	"	37	23.....	"	54	2.....	"	70
4.....	"	39	63.....	"	55	2.....	"	71
3.....	"	40	31.....	"	56	1.....	"	77
3.....	"	41	27.....	"	57	1.....	"	80

KENTUCKY.**INFANTRY**

Regts.	Mo. Served	Killed	Wounded	Died	Deserted	Enrolled
1st	36	39	134	61	151	1105
2d	36	47	181	81	226	1157
3d	36	63	231	173	92	976
4th	36	68	124	251	251	1858
5th	36	135	275	93	163	1050
6th	36	90	301	82	96	975
7th	36	27	85	235	76	1169
8th	36	14	126	20	13	1033
9th	36	57	238	252	77	1135
10th	36	61	144	123	64	969
11th	36	21	130	190	34	979
12th		2	12	14	5	994
13th		40	141	162	62	982
14th		39	107	138	72	1325
15th	36	124	276	88	64	969
16th		10	21	7		895
17th	36	97	294	191	177	1499
18th		47	160	2	791	929
19th	36	39	74	140	69	962
20th	36	34	93	172	136	991
21st	36	23	46	98	168	939
22d	36	36	75	131	145	1013
23d	36	55	216	66	177	1018
24th	36	27	83	155	207	1064
26th	36	24	88	116	113	1160
27th	36	26	105	158	70	826
28th	36	8	16	43	172	842
30th	36	20	74	64	40	882
32d	24	2	8	8	36	923
34th	24			46	218	894
35th	24	6	19	44	35	962
37th	24	4	13	95	81	876
39th	24	21	67	173	138	1358
40th	24	11	23	72	64	1036
45th	24	10	21	90	79	1000
47th	24	1	3	61	105	946
48th	24	11	20	97	21	882
49th	24	2	5	71	96	946
52d	24	10	23	47	12	889
53d	6	7	15	36	81	1058
55th	6	5	12	23	42	854
55th	6	5	13	30	265	1042

CAVALRY

1st	36	45	123	137	86	1413
2d	48	40	106	128	105	1656
3d	48	10	18	42	39	1803
4th	48	21	63	133	242	1420

5th	36	16	40	89	50	879
6th	48	44	113	194	275	2182
7th	36	18	25	86	180	1142
8th	36	7	21	114	45	1288
9th	36	5	16	100	88	1258
10th	36	11	33	57	64	1235
11th	36	20	59	188	217	1280
12th		30	97	191	204	1690
13th	36	13	31	72	98	1241
14th	24	7	21	59	36	1296
15th	12	5	16	52	8	531
17th	6	2	3	13	33	603

ARTILLERY

1st	36	13	32	63	331	1285
-----	----	----	----	----	-----	------

MINNESOTA.

INFANTRY

Regts	Mo. Served	Killed	Wounded	Died	Deserted	Enrolled
1st	48	187	410	99	10	2274
2d	36	93	171	189		1801
3d		17		279		1464
4th	36	61	130	178		1652
5th		90	110	179		1206
6th		12		166		1265
7th		33	104	138		1154
8th		27	24	56		1070
9th		47	55	227		1079
10th		37	91	115		1114
11th		3		22		1020

CAVALRY

1st						271
-----	--	--	--	--	--	-----

HEAVY ARTILLERY

1st						1797
-----	--	--	--	--	--	------

MASSACHUSETTS

INFANTRY

Regts.	Mo. Served	Killed	Wounded	Died	Deserted	Enrolled
1st	3....	447
4th	3....	1....	635
5th	3....	8....	23....	829
6th	3....	4....	19....	747
8th	3....	1....	711
5th	3....	7....	943
6th	3....	6....	1....	971
8th	3....	4....	2....	913
42d	3....	14....	2....	953
60th	3....	9....	3....	951
3d	9....	1....	3....	15....	5....	1024
4th	9....	8....	24....	131....	17....	1002
5th	9....	1....	3....	12....	30....	984
6th	9....	8....	21....	19....	9....	938
8th	9....	9....	41....	984
42d	9....	3....	9....	41....	70....	1044
43d	9....	2....	1....	13....	109....	1076
44th	9....	8....	13....	28....	3....	1047
45th	9....	10....	59....	36....	48....	1025
46th	9....	1....	3....	32....	10....	980
47th	9....	1....	3....	33....	225....	1158
48th	9....	11....	53....	53....	154....	1025
49th	9....	21....	83....	84....	33....	966
50th	9....	5....	89....	27....	994
51st	9....	3....	2....	27....	18....	973
52d	9....	7....	14....	91....	3....	955
53d	9....	19....	99....	142....	21....	973
1st	36....	93....	466....	88....	155....	1981
2d	36....	116....	376....	156....	276....	2767
7th	36....	36....	149....	109....	143....	1330
9th	36....	153....	605....	105....	241....	1922
10th	36....	90....	349....	83....	64....	1499
11th	36....	85....	500....	147....	328....	2432
12th	36....	128....	496....	126....	191....	1758
13th	36....	71....	386....	75....	171....	1584
15th	36....	151....	518....	186....	125....	1975
16th	36....	105....	345....	128....	141....	1563
17th	36....	11....	29....	142....	80....	2299
18th	36....	84....	322....	148....	92....	1633
19th	36....	104....	453....	160....	174....	2469
20th	36....	192....	672....	192....	229....	3230
21st	36....	95....	375....	119....	48....	1619
22d	36....	141....	385....	143....	124....	1858
23d	36....	40....	158....	144....	27....	1710
24th	36....	63....	242....	147....	112....	2116
25th	36....	77....	229....	216....	17....	1999
26th	43....	90....	194....	160....	2101

27th	71	213	293	49	2103
28th	161	635	203	288	2504
29th	47	116	107	88	1820
30th	27	147	344	195	2064
31st	43	88	147	94	1781
32d	79	367	198	163	2969
33d	69	65	107	79	1412
34th	81	196	172	44	1448
35th	91	318	134	40	1665
36th	56	217	192	42	1416
37th	110	373	138	88	1483
38th	32	156	191	43	1191
39th	44	222	198	44	1541
40th	46	132	146	13	1167
54th	54	147	154	40	1574
55th	52	171	132	27	1295
56th	69	299	134	129	1319
57th	112	338	137	84	1543
58th	74	278	185	100	1106
59th	48	184	99	109	1054
61st	5	29	17	14	1013
62d			2	8	411

CAVALRY

1st	36	49	78	167	161	2767
2d	36	62	96	147	622	2841
3d	38	60	147	203	372	2653
4th		21	51	123	262	2018
5th		3	19	117	124	1516

HEAVY ARTILLERY

1st	36	104	580	360	121	3439
2d	36	8	27	312	157	3045
3d		1	3	40	383	2358
4th				22	13	1852

BATTERIES

1st	36	5	7	15	7	319
2d	36	1	26	25	13	415
3d		6	19	13	9	318
4th		1	7	46	22	434
5th		12	28	17	10	439
6th		5	12	50	57	451
7th		2		34	9	436
8th	6			7	4	163
9th		10	24	9	6	356
10th		4	6	19	4	274
11th		2	5	11	1	199
12th				25	75	300
13th		3	9	26	99	355
14th		5	12	10	14	207
15th				26	197	416
16th				6	14	174

SHARPSHOOTERS

1st	36	17	44	22	14	233
2d		8	21	13	4	155

The 2d Heavy Artillery had 269 men captured at Plymouth, N. C., April 20, 1864, of these, 234 died in Rebel prisons—only 35 returned home at the close of the war.

MICHIGAN INFANTRY.

Regts.	Mo. Service	Killed	Wounded	Died	Deserted	Enrolled
1st	49	148	471	93		1346
2d	50	205	549	116		2151
3d	36	149	458	233		2109
4th	36	184	404	237		2625
5th	47	232	593	166		1950
6th	48	66	174	476		1957
7th	47	181	456	157		1393
8th	47	207	466	197		1792
9th	47	20		272		2272
10th	42	89	114	211		1788
11th	36	86	112	280		2469
12th	48	52	54	380		2325
13th	43	74	153	316		2084
14th	42	49	173	198		1806
15th	42	69	184	268		2371
16th	46	215	598	128		2318
17th	34	121	305	152		1079
18th	35	13	33	297		1374
19th	33	95	119	142		1238
20th	34	114	299	176		1157
21st	34	74	161	294		1477
22d	34	82	223	292		1582
23d	34	59	17	228		1417
24th	34	169	364	144		2054
25th	33	35	5	131		988
26th	30	101	216	158		1210
27th	27	214	466	203		2029
28th	19	5	21	123		1245
29th	11	6		65		1470
30th	6			18		1001

CAVALRY

1st	54	153	231	251		3844
2d	48	70	35	268		2425
3d	54	35	5	379		2560
4th	34	47	8	328		2124
5th	34	122	136	236		1998
6th	37	120	104	266		1664
7th	36	75	102	247		1779
8th	28	31	14	290		3025
9th	27	28		153		2027
10th	24	31		240		2050
11th	22	28		114		1579

ARTILLERY

1st	49	51	150	329		3363
13th Bat				13		257
14th Bat				9		225

ENGINEERS

1st 35.... 14.... 23.... 342.... 3200

SHARPSHOOTERS

1st 25.... 113.... 262.... 150.... 1364

COLORED

1st 20.... 11.... 129.... 1446

Number of Desertions suppressed in Michigan regiments.

MAINE.**INFANTRY**

Regiments	Enrollment	Regiments	Enrollment
1st	779	17th.....	1615
1st	1100	18th.....	2864
2d	1228	19th.....	1643
3d	1618	20th.....	1950
4th	1517	21st.....	896
5th	1319	22d.....	910
6th	1382	23d.....	975
7th	1702	24th.....	894
8th	1888	25th.....	1002
9th	2247	26th.....	918
10th.....	1324	27th.....	949
11th.....	2008	28th.....	953
12th.....	1746	29th.....	963
13th.....	1565	30th.....	1373
14th.....	2071	31st.....	1583
15th.....	2153	32d.....	1010
16th.....	1615	Sharpshooters..	704

CAVALRY

1st
 2754 | 2d | 1579 |

BATTERIES

1st	446	5th.....	330
2d	376	6th.....	359
3d	242	7th.....	216
4th	384	Navy.....	6750

Casualties of Maine regiments cannot be obtained.

MARYLAND

Regts	Mo. Served	Killed	Wounded	Died	Deserted	Enrolled
1st	60....	250....
2d	67....	221....
3d	81....	216....	134....
4th	14....	91....
5th	64....	132....	97....
6th	51....	264....
7th	28....	172....
8th	16....	113....
1st H. G.	23....	80....
P. Legion	17....	64....
1st Cav.	9....	41....
Battery A	3....	5....
“ B	2....	18....

NEW HAMPSHIRE

INFANTRY.

Regts.	No. Served	Killed	Wounded	Died	Deserted	Enrolled
1st	3....	5....	7....	816
2d	48....	159....	471....	178....	318....	2555
3d	48....	194....	282....	148....	101....	1769
4th	46....	95....	212....	185....	98....	1759
5th	46....	282....	808....	176....	273....	2562
6th	36....	158....	425....	230....	630....	2448
7th	36....	152....	152....	246....	172....	1762
8th	36....	99....	220....	232....	224....	1603
9th	36....	143....	333....	243....	403....	1876
10th	36....	66....	199....	132....	196....	1333
11th	36....	136....	396....	167....	35....	1655
12th	36....	180....	252....	146....	113....	1463
13th	36....	90....	131....	94....	96....	1272
14th	36....	66....	239....	156....	104....	1386
15th	9....	30....	58....	115....	28....	919
16th	9....	213....	36....	914
17th	9....	4....	103....	216
18th	24....	3....	18....	34....	36....	978

CAVALRY

1st	36....	38....	24....	124....	432....	1968
-----	--------	--------	--------	---------	---------	------

HEAVY ARTILLERY

1st	24....	34....	23....	1857
-----	--------	-------	-------	--------	--------	------

BATTERY

Battery	36....	6....	21....	6....	22....	258
---------	--------	-------	--------	-------	--------	-----

SHARPSHOOTERS

1st	36....	37....	29....	103....	351
-----	--------	--------	-------	--------	---------	-----

NEW JERSEY.

INFANTRY.

Regts.	Months Served	Killed	Wounded	Died	Deserted	Enrolled
1st	50	121	388	113	145	1397
2d	49	89	223	71	205	2198
3d	49	147	306	66	141	1275
4th	47	139	399	118	372	2036
5th	36	95	462	119	253	1772
6th	36	118	324	62	209	1485
7th	47	120	347	140	656	2906
8th	46	170	531	114	416	2795
9th	45	85	351	169	167	2701
10th	40	85	231	186	748	2584
11th	46	111	303	122	451	1840
12th	33	170	449	91	216	1899
13th	33	64	176	34	178	1438
14th	33	145	380	103	97	1384
15th	33	227	527	134	108	1871
21st	9	20	46	31	44	1004
22d	9			38	12	955
23d	9	29	36	55	10	1035
24th	9	41	120	51	8	994
25th	9	19	61	38	18	1019
26th	9	15	45	21	26	1031
27th*	9			86	44	1125
28th	9	45	181	30	15	935
29th	9			40	17	958
30th	9			64	14	1046
31st	9			39	2	1016
33d	21	79		68	582	2184
34th	29	5	15	150	728	2293
35th	10	25	83	122	452	1906
37th	3	5		14	36	781
38th	9			11	59	1048
39th	9	32	84	7	53	1124
40th	6	1	21	18	399	1409
1st Militia	3			1		774
2d "	3				3	774
3d "	3			3	7	700
4th "	3			3	7	783

CAVALRY

1st	42	117	232	181	452	3317
2d	21	47	19	187	724	2900
3d	18	40	42	105	439	2239

ARTILLERY

Art.	47	27	52	87	370	2490
------	----	----	----	----	-----	------

SCATTERING.

Navy, &c.		17	56	188	2088	7820
-----------	--	----	----	-----	------	------

The 27th Infantry had 23 drowned in the Cumberland River by the sinking of an old ferry boat.

NEW YORK.

INFANTRY.

Regts.	Mo. Served	Killed	Wounded	Died	Deserted	Enrolled
1st	24	79	234	34	123	1253
2d	24	25	127	23	192	1251
3d	24	39	120	85	401	1859
4th	24	69	204	24	198	1162
5th	24	179	373	36	474	1632
5th	24	79	215	67	601	1299
6th	24	15	35	34	142	1012
7th	24	124	469	61	151	2310
8th	24	93	135	40	222	1410
9th	24	71	176	29	122	1433
10th	48	120	180	89	595	1930
11th	15	37	76	6	402	1262
12th	24	69	196	68	381	1450
13th	24	86	224	44	184	1272
14th	24	60	258	44	165	1139
16th		91	192	84	100	1221
17th	48	98	335	113	320	2170
18th	24	39	110	75	165	1042
20th	24	62	186	59	108	1260
21st	24	75	169	42	70	980
22d	24	72	121	28	92	1025
23d	24	17	74	55	29	930
24th	24	91	157	31	113	1012
25th	24	61	86	28	212	1030
26th	24	108	185	42	212	1121
27th	24	74	189	74	111	1162
28th	24	68	96	47	78	980
29th	24	42	171	23	212	1079
30th	24	81	119	33	281	1221
31st	24	61	128	28	162	1180
32d	24	45	145	54	193	1131
33d	24	47	150	105	205	1293
34th	24	94	215	68	142	1112
35th	24	44	127	56	157	1192
36th	24	37	135	31	242	1010
37th	24	81	251	38	338	1680
38th	24	75	203	45	317	1531
39th	36	119	402	133	685	2112
40th	48	236	751	145	771	2730
41st	36	72	150	60	394	1576
42d	36	152	295	79	407	1670
43d	36	117	332	111	688	1631
44th	36	188	481	140	177	1622
45th	36	52	85	98	393	1360
46th	36	109	172	79	307	1383
47th	36	93	331	144	532	1720
48th	36	243	506	114	434	1841

49th	36	141	244	175	206	1354
51st	36	202	381	169	283	1785
52d	36	152	434	192	501	1750
53d	6	3	8	4	435	1091
54th	36	45	200	99	388	1760
55th	20	36	132	39	112	810
56th	36	64	47	209	249	2176
57th	38	103	334	85	285	1070
58th	36	32	108	49	417	1382
59th	36	141	318	118	632	1732
60th	36	67	149	95	174	1200
61st	36	195	462	138	692	1840
62d	36	98	159	76	565	1231
63d	36	157	402	83	468	1430
64th	36	172	465	118	339	1490
65th	36	85	288	74	601	1585
66th	36	111	289	108	326	1180
67th	36	115	286	70	482	1471
68th	36	47	151	63	439	1712
69th	48	261	662	127	786	2711
70th	36	182	214	68	359	1563
71st	36	94	286	67	433	1314
72d	36	173	301	86	155	1420
73d	36	163	318	64	559	1610
74th	36	123	273	62	222	1161
75th	36	96	156	94	142	1329
76th	36	175	417	150	336	1883
77th	36	110	237	160	163	1561
78th	36	58	93	65	480	1288
79th	36	116	267	72	578	2780
80th	36	128	347	157	424	2250
81st	36	144	279	89	343	1943
82d	36	177	396	88	473	2035
83d	36	162	437	83	394	2119
84th	36	152	324	59	421	1781
85th	36	36	52	313	76	1192
86th	36	173	409	136	115	1520
87th	36	29	91	24	297	1011
88th	36	150	390	66	398	1280
89th	36	107	247	145	170	1260
90th	36	50	89	164	363	1322
91st	36	114	296	169	493	2221
92d	36	70	169	123	118	1170
93d	36	130	317	133	324	1625
94th	42	116	328	125	418	1690
95th	42	119	354	123	453	1700
96th	52	71	110	139	341	1491
97th	42	182	442	154	311	1950
98th	44	102	212	128	174	1340
99th	45	39		148	145	1060
100th	36	194	389	186	342	2000
101st	13	26	175	39	340	1108
102d	42	74	181	75	592	1600
103d	36	67	78	83	334	1345
104th	42	90	304	139	329	1541

105th	14	50	151	37	176	1070
106th	34	136	350	170	80	1412
107th	35	90	134	123	119	1180
108th	34	115	416	85	228	1160
109th	34	164	304	155	48	1350
110th	36	17	23	191	58	1090
111th	34	225	475	170	346	1732
112th	34	98	217	188	79	1590
114th	34	123	323	157	28	1146
115th	34	139	366	171	146	1558
116th	34	99	216	121	55	1071
117th	34	137	183	123	181	1450
118th	34	103	153	178	65	1253
119th	36	77	137	86	113	990
120th	34	153	331	165	109	1570
121st	35	228	286	121	190	1897
122d	36	92	259	85	176	1160
123d	35	74	129	92	56	1172
124th	35	149	400	90	114	1270
125th	35	127	272	102	193	1251
126th	34	122	383	115	104	1050
127th	34	35		90	126	1101
128th	35	63	165	187	116	1150
131st	35	84	175	95	304	1000
132d	35	13		115	560	1109
133d	34	45	90	69	139	1190
134th	34	89	161	90	185	1120
136th	34	76	147	85	70	1142
137th	33	122	209	162	98	1140
139th	34	75	125	76	289	1221
140th		140	353	162		1830
141st		75	163	162		1190
142d		131	189	155		1342
143d		42		157		1080
144th		40		173		1421
145th		14	111	33		900
146th		133	149	178		1651
147th		168	376	168		1850
148th		109	238	138		1370
149th		130	180	70		1270
150th		51	142	74		1290
151st		106	160	94		1500
152d		74	134	81		930
153d		41	140	157		1092
154th		85	108	94		1060
155th		114	133	65		820
156th		64	154	150		1190
157th		97	232	96		1260
158th		51	94	83		1331
159th		86	117	117		1020
160th		59	161	149		930
161st		56	67	233		1140
162d		42	98	142		1420
163d		18	46	7		540
164th		117	183	121		890

163th	46	111	62	910
168th	1		33	840
169th	132	255	121	1561
170th	129	195	74	870
173d	52	117	123	1111
174th	23	49	55	955
175th	14	45	104	830
176th	33	48	130	1582
177th	8	19	145	1060
178th	18	26	177	1400
179th	79	134	109	1080
182d	87	178	49	770
184th	11	42	35	1030
185th	62	181	34	980
186th	48	138	39	950
187th	15	25	30	810
188th	37	61	52	820
189th	9	33	68	940
190th			1	80
191st				170
192d			23	890
193d			23	890
194th			7	650

HEAVY ARTILLERY

1st	36	100	152	3500		
2d	36	218	643	230	3600	
3d		21		296	4410	
4th		125	267	306	3840	
5th	34	98		252	1947	4180
6th	34	138	396	263	561	2590
7th	35	295	572	344	310	2869
8th	35	364	631	259	501	2953
9th	34	193	490	223	147	3248
10th	34	47	66	206	120	2726
13th	24	5		130	178	2869
14th	20	215	343	288	425	2510
15th	20	158	368	180	1044	2370
16th	24	42		265	829	2752
Marines	24	18		64	425	1468

ENGINEERS

1st	36	20	57	109	252	1650
15th	36	5	69	113	571	1350
50th	36	17	61	227	427	2982

SHARPSHOOTERS

1st	36	27	68	37	226	607
-----	----	----	----	----	-----	-----

CAVALRY.

1st	46	111	52	652	1910
2d	120	246	126	728	2520
3d	48	137	102	339	2291
4th	56	158	40	596	1710
5th	93	265	198	879	2772
6th	81	182	116	522	1940
7th	6		6	36	780

8th	36	105	285	204	2181
9th	36	71	173	122	477
10th	36	61	186	125	313
11th	36	25	1	247	884
12th	26	47	20	153	932
13th	28	34	13	86	376
14th	30	17	33	127	549
15th	24	30	42	119	186
16th	26	17	15	111	719
18th	39	16	11	182	568
20th		5	8	116	151
21st		51	41	85	227
22d		21	1	167	220
23d				12	95
24th		101	256	138	215
25th		18	1	41	420
26th				1	37
Dragoons		105	135	135	25
M. Rifles		26	165	113	347

BATTERIES

1st	48	20	39	37	38	340
2d	24	2	5	5	69	325
3d	48	14	18	6	125	448
4th	40	5	13	11	40	230
5th	44	2	9	11	61	380
6th	40	8	27	8	31	295
7th	42	3	12	27	37	340
8th	44	1	5	40	60	345
9th	36			3	6	183
10th	36	3	17	7	34	220
11th	44	8	21	12	22	295
12th	40	6	18	13	40	289
13th	45	13	44	13	43	257
14th	24	3	5	4	47	195
15th	42	9	42	3	98	280
16th	42		5	44	69	315
17th	36		2	16	11	245
18th	86	4	5	20	30	385
19th		14	13	16	32	353
20th	24			7	193	581
21st	36	2	2	27	46	260
22d	3			10	11	169
23d				44	14	420
24th		3	5	79	10	230
25th		4	1	26	67	260
26th				34	90	255
27th		2	5	15	106	360
28th				8	84	380
29th		2		4	61	195
30th		8	12	11	57	280
31st			16	4	37	175
32d		2	1	3	44	310
33d				12	106	305
34th		7	41	15	76	295

NEW YORK NOTES.

Fifth New York Infantry at Manassas, had 80 killed and 39 died of wounds. Total fatalities at the battle, 119.

The Eleventh Infantry enlisted to serve during the war. One Colonel was killed for tearing down a flag, one man was promoted to a Lieutenant in the regular army for killing Jackson, 1 man murdered by an officer, 1 man shot by a sentinel, 1 man drowned and only 3 died of disease. 402 deserted and the regiment was mustered out after 15 months service.

90th Infantry, at Key West, Florida, had 26 deaths from yellow fever.

132d Infantry had 27 men killed by a Torpedo Explosion at Bachelor's Creek, N. C., May 26, 1864.

The 12th Cavalry had 121 captured at Plymouth, N. C. 72 of those captured died in Rebel prisons. 932 men deserted the regiment, 15 of the deserters went to the enemy with horse, saddle, bridle and spurs.

The 11th N. Y. Cavalry lost 40, the 14th Cavalry lost 19 and the 18th Cavalry 31 on the Steamer North America.

OHIO.

INFANTRY

Regts.	Months Served	Killed	Wounded	Died	Deserted	Enrolled
1st	36....	93....	262....	101....	78....	1191
2d	36....	48....	174....	55....	51....	1106
3d	36....	94....	213....	46....	68....	1145
4th	36....	73....	282....	107....	20....	1273
5th	48....	117....	302....	42....	256....	2006
6th	36....	69....	286....	23....	86....	1204
7th	36....	159....	436....	66....	37....	1405
8th	36....	119....	386....	67....	66....	1064
9th	36....	80....	200....	36....	51....	1165
10th	36....	74....	160....	59....	231....	1334
11th	36....	44....	133....	64....	176....	1251
12th	36....	68....	126....	45....	55....	1272
13th	53....	76....	198....	70....	144....	1301
14th	49....	135....	186....	145....	22....	1473
15th	48....	156....	395....	117....	45....	1714
16th	36....	53....	116....	190....	42....	1288
17th	46....	62....	154....	128....	28....	1575
18th	47....	90....	210....	140....	50....	2406
19th	48....	97....	241....	146....	50....	1691
20th	48....	73....	147....	200....	45....	1543
21st	46....	157....	196....	206....	44....	1445
22d	36....	32....	15....	115....	72....	1135
23d	48....	127....	298....	103....	66....	2447
24th	36....	60....	201....	84....	81....	1131
25th	60....	131....	396....	103....	139....	1958
26th	51....	113....	281....	96....	75....	1299
27th	48....	70....	33....	103....	91....	1489
28th	48....	59....	100....	42....	360....	1846
29th	40....	98....	289....	133....	63....	1632
30th	48....	105....	280....	145....	83....	1184
31st	46....	67....	189....	143....	59....	1776
32d	47....	98....	161....	128....	100....	1949
33d	45....	121....	225....	180....	36....	1326
34th	36....	80....	84....	92....	148....	1825
35th	36....	59....	173....	118....	38....	1327
36th	47....	133....	332....	153....	113....	2289
37th	40....	88....	168....	90....	86....	1170
38th	40....	118....	60....	221....	27....	1824
39th	47....	63....	47....	120....	63....	1958
40th	36....	95....	118....	162....	50....	1215
41st	48....	165....	413....	138....	43....	1551
42d	36....	50....	100....	168....	40....	1343
43d	45....	47....	80....	162....	61....	1873
44th	27....	9....	69....	39....	1017
45th	33....	55....	55....	258....	58....	1183
46th	45....	92....	356....	106....	56....	1231
47th	48....	67....	138....	105....	77....	1555

48th	36	47	107	121	214	1872
49th	50	193	396	149	57	1640
50th	33	60	36	115	240	1503
51st	48	100	32	227	43	2158
52d	34	78	186	130	52	1142
53d	36	68	238	183	68	1218
54th	46	75	278	125	166	1372
55th	40	127	200	102	35	1173
56th	36	59	107	142	82	1542
57th	45	70	207	221	135	1347
58th	36	61	168	192	85	1696
59th	36	44	150	96	72	1266
60th	8	8	100	38	122	1198
60th	14	96	268	125	130	1104
61st	36	47	95	85	162	1152
62d	36	102	147	123	69	1897
63d	40	78	109	249	68	1770
64th	48	90	239	166	37	1426
65th	48	100	186	146	46	1314
66th	42	90	183	137	90	1592
67th	46	110	335	135	191	2413
68th	42	43	77	240	57	1501
69th	39	69	72	96	72	1346
70th	42	62	150	181	88	1424
71st	47	67	149	119	100	1383
72d	45	60	92	235	143	1401
73d	42	160	288	148	92	1532
74th	39	34	98	104	75	1373
75th	36	104	224	86	53	1463
76th	39	71	156	238	117	1576
77th	52	75	31	215	80	1721
78th	42	62	226	246	40	1798
79th	30	52	87	92	52	1220
80th	42	46	86	165	85	1360
81st	45	51	48	136	44	1594
82d	42	128	302	125	113	2043
83d	36	45	139	29	130	1867
84th	3			12	7	1040
85th	3			6	2	1001
86th	3			2	10	977
86th	6			41	12	974
87th	3	1		8	6	1936
88th	36			52	47	1366
89th	34	32	89	235	30	1103
90th	34	67	163	160	27	1082
91st	33	60	176	88	32	1193
92d	36	55	114	170	23	1121
93d	34	108	199	95	73	1108
94th	33	48	86	137	40	1066
95th	36	54	155	205	87	1121
96th	35	45	55	265	40	1524
97th	33	96	284	145	35	1054
98th	34	123	230	122	56	1188
99th	28	58	96	229	31	1067
100th	33	87	141	200	35	1105

101st	34	89	230	136	40	1111
102d	34	11	10	203	25	1194
103d	33	43	53	100	93	1083
104th	34	46	52	118	22	1144
105th	34	105	198	122	33	1146
106th	33	24	44	22	204	1234
107th	34	66	142	69	36	1156
108th	30	26	52	44	265	1018
109th to
120th*
121st	36	130	149	101	1182
122d to
140th*
141st	3	2	4	9	872
142d	3	41	855
143d	3	33	11	1082
144th	3	9	16	54	14	846
145th	3	7	5	880
146th	3	7	12	922
147th	3	21	1	859
148th	3	39	9	835
149th	3	4	25	39	10	916
150th	3	1	7	8	943
151st	3	5	7	880
152d	3	1	20	1	851
153d	3	3	18	11	904
154th	3	1	3	7	769
155th	3	20	30	866
156th	3	20	5	886
157th	3	9	3	864
159th	3	9	10	874
160th	3	3	1	14	1	857
161st	3	1	6	14	3	834
162d	3	19	6	863
163d	3	30	27	852
164th	3	20	2	863
165th	3	1	41	618
166th	3	39	8	970
167th	3	5	14	807
168th	3	11	3	8	25	832
169th	3	45	18	956
170th	3	4	10	20	23	850
171st	3	16	17	19	18	817
172d	3	10	3	868
173d	12	89	11	1118
174th	12	22	38	93	30	1044
175th	12	18	3	108	92	1045
176th	12	100	51	1138
177th	12	2	9	86	139	1106
178th	12	3	4	61	130	1057
179th	12	85	98	1062
180th	9	5	5	73	115	1018
181st	9	5	33	23	155	1161

*The 109th to 120th and 122 to 140 Regimental reports never compiled.

182d	9....	59....	116....	1172
183d	9....	29....	38....	53....	230....	1385
184th	7....	2....	53....	40....	1187
185th	7....	36....	27....	1069
186th	7....	48....	41....	1095
187th	11....	1....	1....	39....	62....	1116
188th	7....	42....	85....	1214
189th	7....	41....	51....	1362
191st	6....	32....	45....	1079
192d	6....	33....	34....	1121
193d	5....	1....	32....	69....	1917
194th	6....	37....	46....	1916
195th	9....	31....	68....	1913
196th	6....	28....	80....	994
197th	4....	17....	58....	1013
198th	1....	1....	14....	818

HEAVY ARTILLERY

1st	23....	151....	155....	2498
2d	23....	2....	175....	150....	2484

FIRST LIGHT ARTILLERY.

A	40....	11....	5....	35....	9....	284
B	46....	8....	11....	25....	6....	265
C	44....	8....	1....	46....	2....	268
D	45....	2....	28....	5....	267
E	45....	3....	6....	27....	2....	302
F	40....	3....	24....	21....	260
G	42....	6....	15....	28....	22....	297
H	43....	10....	5....	12....	5....	265
I	43....	11....	17....	15....	26....	332
K	42....	5....	13....	14....	23....	248
L	41....	7....	28....	10....	6....	219
M	36....	2....	7....	14....	5....	223

BATTERIES.

1st	46....	6....	1....	14....	10....	288
2d	48....	2....	2....	41....	6....	320
3d	39....	3....	3....	56....	8....	265
4th	43....	5....	24....	7....	211
5th	45....	4....	14....	33....	44....	381
6th	43....	8....	11....	34....	19....	303
7th	42....	1....	1....	26....	10....	280
8th	40....	30....	20....	264
9th	42....	3....	2....	23....	8....	243
10th	40....	3....	12....	23....	318
11th	36....	17....	35....	25....	2....	180
12th	40....	2....	1....	14....	4....	289
13th	3....	1....	8....	1....	136
14th	47....	11....	8....	35....	5....	305
15th	40....	4....	2....	28....	9....	233
16th	36....	1....	2....	41....	11....	340
17th	36....	1....	37....	14....	286
18th	33....	1....	1....	21....	26....	267
19th	33....	2....	7....	4....	163

20th	33....	5....	2....	16....	15....	246
21st	27....	8....	35....	189
22d	24....	4....	13....	56....	245
23d	48....	1....	9....	9....	65....	290
24th	22....	6....	14....	298
25th	30....	19....	2....	216
26th	22....	20....	1....	205

The Ohio Regimental casualties on the Steamer Sultana, were as follows:

50th 17, 64th 8, 72d 10, 100th 8, 102d 70, 176th 21, and the 183d 6.

George A. Stewart, 90 years old, enlisted in the 101st Infantry, and served several months, but finally deserted, returned home and died.

The 11th Ohio Battery had 16 men killed at the Battle of Iuka

The 190th Infantry was never organized.


RHODE ISLAND.

CAVALRY

Regts.	Mo. service	Killed	Wounded	Died	Deserted	Enrolled
1st	10	43	73	76	1540
2d	2	12	15	328	859

September 1, 1864, an order was issued to consolidate the Second Cavalry with the First Louisiana Cavalry, and Col. Robinson of that regiment ordered the 2d Rhode Island Cavalry to transfer their camp to his. On receipt of this order the regiment lay down their arms and no one moved. On learning the state of affairs, Col. Robinson rode over and repeated the order in person, but the men simply replied, "We belong to Rhode Island, and not Louisiana." In fifteen minutes the First Louisiana was ordered up on foot, armed with sabres, revolvers and carbines and formed in front of the R.I. regiment. Col. Robinson than repeated the command, "Hurry you." Things now would be useless, law against them, Their tardy move-ire of the Louisiana file of men was ordered to follow, to a field where with their them, their eyes out semblance of they were shot by detailed from the Davis fell killed through the legs and patched by the re- tant and Sergeant in than addressed the ry in threatening they marched back horror and indigna- butchery they had did person will say of the service auth- and the deed will live in history to shadow the memory of the officer by whose authority it was done, as well as General Banks, the Secretary of War, and even President Lincoln, who passed the event without rebuking or reprimanding the tyrant who caused this infamous murder! William Davis was a resident of Hartford, Conn., age 23 years, single, occupation, shoemaker. Richard Smith was a resident of Boston, Mass., age 26 years, occupation, saddler, quiet and inoffensive in character. Colonel Robinson was a floater and adventurer from New York City

IN MEMORY OF



KILLED BY ORDER
OF THE
INFAMOUS MURDERER,
COLONEL ROBINSON.

3d **4** .. **21**... **143** **1296**

INFANTRY.

Regts.	Mo. Service	Killed	Wounded	Died	Deserted	Enrolled
1st	12	32	11	1170
2d	58	266	68	122	1673
4th	47	147	78	65	1232
5th	2	9	110	1331
7th	39	302	157	65	1046
9th	3	867
10th	1	648
11th	1	7	5	1053
12th	7	86	46	27	1124
14th	3	1	326	1896

HEAVY ARTILLERY

1st	24	23	75	97	2374
------------	----------------	----------------	----------------	----------------	------	-------------

ARTILLERY

Art.	57	268	125	2656
-------------	------	----------------	-----------------	-----------------	------	-------------

WISCONSIN.

INFANTRY.

Regts.	Months Served	Killed	Wounded	Died	Deserted	Enrolled
1s	48	155	228	149	57	1508
2d	48	238	571	80	51	1266
3d	36	165	371	118	51	2156
5th	36	193	542	133	105	2256
6th	36	243	727	116	79	2143
7th	36	289	622	146	44	1932
8th	36	59	152	221	60	1643
9th	36	78	72	117	25	1422
10th	36	95	183	153	21	1634
11th	36	86	81	295	25	1965
12th	36	96		233	26	2186
13th		5		196	71	1931
14th	36	123	309	204	97	2182
15th	36	94	129	251	46	906
16th		147	216	254	115	2209
17th		41	186	234	157	1964
18th		54	136	172	208	1637
19th		43	32	138	46	1484
20th		107	283	148	41	1129
21st		121	178	185	40	1171
22d		79	23	169	46	1505
23d		41	123	275	6	1117
24th		110	165	89	71	1077
25th	36	53		418	20	1444
26th	36	187	159	79	31	1089
27th		22	20	244	56	1096
28th		13	4	236	31	1137
29th		81	109	253	39	1089
30th		2		71	52	1219
31st		23	56	93	52	1078
32d		27	101	259	58	1474
33d		33	162	177	22	1066
34th	9			23	283	961
35th	9	2		289	29	1088
36th	9	156	274	181	21	1014
37th	9	155	87	92	29	1144
38th	9	57	132	58	55	1032
39th	3	3		29		780
40th	3			19		776
41st	3			18	2	588
42d	12			60	18	1008
43d	12	1		77	46	913
44th	12			61	48	1114
45th	12			37	8	1001
46th	12			21	23	947
47th	12			42	67	985
48th	12			16	6	832

49th	12....	49....	141....	1002
50th	12....	1....	1....	44....	87....	958
51st	12....	16....	42....	843
52d	12....	9....	42....	511
53d	12....	8....	14....	389

CAVALRY

1st	36....	62....	85....	332....	91....	2602
2d	36....	23....	70....	293....	103....	2510
3d	36....	66....	154....	126....	2523
4th	116....	327....	74....	2305

HEAVY ARTILLERY.

1st	24....	4....	117....	83....	77....	1800
-----	--------	-------	---------	--------	--------	------

LIGHT ARTILLERY.

1st	36....	48....	84....	252....	116....	3501
-----	--------	--------	--------	---------	---------	------

GREATEST RECORDS IN KILLED.

Regts.	Killed	Wounded	Died	Deserted	Enrolled
2d	238.....	571.....	149.....	57....	1266
7th	280.....	622.....	146.....	44....	1932
26th	187.....	150.....	79.....	31....	1089
36th	156.....	274.....	181.....	21....	1014

WEST VIRGINIA.

(Incomplete Returns.)

INFANTRY

4th	36....	83....	210....	158....
12th	36....	59....	118....	131....

CAVALRY

1st	48....	81....	175....	126....
3d	53....	61....	180....	174....
7th	48....	33....	110....	131....

VERMONT.

INFANTRY.

Regts.	Months Served	Killed	Wounded	Died	Deserted	Enrolled
1st	3....	1....	3....	4....	2....	781
3d	36....	223....	602....	136....	170....	1858
3d	36....	196....	441....	152....	261....	1809
4th	36....	159....	420....	201....	111....	1690
5th	201....	517....	112....	98....	1618
6th	189....	403....	189....	66....	1681
7th	11....	379....	93....	1572
8th	102....	226....	214....	83....	1772
9th	23....	232....	115....	1878
10th	149....	406....	153....	58....	1306
11th	152....	198....	210....	124....	2330
12th	64....	4....	1005
13th	19....	103....	53....	7....	968
14th	27....	67....	39....	964
15th	78....	1....	942
16th	24....	102....	48....	2....	968
17th	132....	251....	57....	189....	1106

SHARPSHOOTERS.

1st	30....	13....	10....	190
2d	40....	37....	9....	191

CAVALRY

1st	110....	147....	114....	145....	2304
-----	------	---------	---------	---------	---------	------

BATTERIES.

1st	3....	11....	42....	3....	217
2d	1....	15....	47....	19....	456
3d	21....	5....	256

HEAVY ARTILLERY.

1st	4....	1....	118
-----	------	------	------	-------	-------	-----

U. S. REGULARS.

INFANTRY.

Regts.	Months Served	Killed	Wounded	Died	Deserted	Enrolled
1st	48....	25....	84....
2d	48....	96....	415....
2d	48....	23....	132....
4th	48....	38....	167....
5th	48....	13....	45....
6th	48....	31....	182....	44....
7th	48....	35....	119....
8th	48....	8....	37....
9th	48....
10th	48....	46....	168....
11th	48....	125....	237....	88....
12th	48....	93....	364....
13th	48....	2....	15....
14th	48....	166....	590....	208....
15th	48....	134....	394....	229....
16th	48....	45....	307....
17th	48....	61....	292....
18th	48....	132....	598....	199....
19th	48....	29....	173....	151....

SHARPSHOOTERS

1st	96....	393....	129....	1392
2d	43....	189....	125....	1178

CAVALRY.

1st	48....	35....	163....
2d	48....	41....	156....
3d	48....	6....	14....
4th	48....	11....	35....	109....
5th	48....	25....	87....
6th	48....	15....	64....

ARTILLERY.

1st	48....	46....	178....
2d	48....	19....	95....
3d	48....	28....	76....
4th	48....	65....	342....
5th	48....	61....	252....

COLORED

8th	24....	119....	212....	153....	1322
29th	24....	41....	122....	152....	54....	1688

The War Department has always refused to give information about the number of enlistments and casualties of the regular regiments. It is not claimed that the above is absolutely correct, but is the best that can be done at the present time.

NATIONAL CEMETERIES.

"On fames' eternal camping ground
Their silent tents are spread,
And glory marks with solemn round
The bivouac of the dead."

Location of Cemeteries	No. Graves Known	Unknown	Total
Annapolis, Md.....	2,301	204	2,505
Alexandria, Louisiana.....	548	772	1,320
Alexandria, Virginia.....	3,427	124	3,551
Andersonville, Georgia.....	12,794	925	13,719
Antietam, Maryland.....	2,879	1,866	4,745
Arlington, Virginia.....	15,474	4,625	20,099
Balls Bluff, Virginia.....	1	24	25
Barrancas, Florida.....	909	710	1,619
Baton Rouge, Louisiana.....	2,555	532	3,087
Battle Ground, D. C.....	43		43
Beaufort, South Carolina.....	4,854	4,544	9,398
Beverly, New Jersey.....	178	7	185
Brownsville, Texas.....	1,478	1,379	2,857
Camp Butler, Illinois.....	1,013	356	1,369
Camp Nelson, Kentucky.....	2,462	1,189	3,651
Cave Hill, Kentucky.....	3,729	582	4,311
☉Cahaba, Alabama.....	3,000		3,000
Chalmette, Louisiana.....	7,143	5,745	12,888
Chattanooga, Tennessee.....	8,424	4,970	13,394
City Point, Virginia.....	3,780	1,379	5,159
Cold Harbor, Virginia.....	672	1,290	1,962
Corinth, Mississippi.....	1,794	3,936	5,730
Crown Hill, Indiana.....	953	33	986
Culpeper, Virginia.....	463	912	1,375
Cypress Hill, New York.....	6,038	381	6,419
Danville, Kentucky.....	349	8	357
Danville, Virginia.....	1,175	156	1,331
Fayetteville, Arkansas.....	476	782	1,258
Finn's Point, New Jersey.....	113	2,539	2,652
Florence, South Carolina.....	213	2,804	3,017
Fort Donelson, Tennessee.....	162	512	674
Fort Gibson, Indian Territory.....	255	2,212	2,467
Fort Harrison, Virginia.....	243	575	818
Fort Leavenworth, Kansas.....	1,838	1,449	3,287
Fort McPherson, Nebraska.....	478	353	831
Fort Smith, Arkansas.....	862	1,485	2,347
Fort Scott, Kansas.....	624	125	749
Fredericksburg, Virginia.....	2,506	12,807	15,307
Gettysburg, Pennsylvania.....	2,012	1,631	3,643
Glendale, Virginia.....	238	969	1,207
Grafton, West Virginia.....	646	620	1,266
Hampton, Virginia.....	8,695	600	9,295
Jefferson Barracks, Missouri.....	9,140	2,932	12,072
Jefferson City, Missouri.....	399	411	810
Keokuk, Iowa.....	719	43	762
Knoxville, Tennessee.....	2,286	1,067	3,353
Lebanon, Kentucky.....	596	277	873

Lexington, Kentucky.....	840	112	952
Little Rock, Arkansas.....	3,457	2,370	5,827
Little Big Horn, Montana.....	983	244	1,227
Loudon Park, Maryland.....	2,925	381	3,306
Marietta, Georgia.....	7,376	2,978	10,354
Memphis, Tennessee.....	5,198	9,017	14,215
Mexico City, Mexico.....	754	750	1,504
Mill Springs, Kentucky.....	353	268	721
Mobile, Alabama.....	839	229	1,068
Mound City, Illinois.....	2,625	2,732	5,257
Nashville, Tennessee.....	11,964	4,711	16,675
Natchez, Mississippi.....	450	2,780	3,230
New Albany, Indiana.....	2,307	676	2,983
New Berne, North Carolina.....	2,253	1,100	3,353
Philadelphia, Pennsylvania.....	2,669	188	2,857
Poplar Grove, Virginia.....	2,200	4,012	6,212
Port Hudson, Louisiana.....	599	3,239	3,838
Quincy, Illinois.....	230	57	287
Raleigh, North Carolina.....	638	572	1,210
Richmond, Virginia.....	868	5,700	6,568
Rock Island, Illinois.....	288	20	308
Salesbury, North Carolina.....	112	12,035	12,147
Santa Fe, N. Mex.....	389	421	810
San Francisco, Cal.....	4,545	456	5,001
San Antonio, Texas.....	1,266	284	1,550
Seven Pines, Virginia.....	162	1,225	1,387
Shiloh, Tennessee.....	1,240	2,377	3,617
Soldiers Home, D. C.....	6,736	291	7,027
Springfield, Illinois.....			687
Springfield, Missouri.....	1,016	740	1,756
St. Augustine, Florida.....	1,669	73	1,742
Staunton, Virginia.....	237	527	764
Stone River, Tennessee.....	3,818	2,333	6,151
Vicksburg, Mississippi.....	4,077	12,769	16,846
Wilmington, North Carolina.....	745	1,577	2,322
Winchester, Virginia.....	2,101	2,387	4,488
Woodlawn, Elmira, New York.....	3,068	7	3,075
Yorktown, Virginia.....	756	1,435	2,191
Total.....	199,690	152,009	†351,699

*Cahaba is not a National Cemetery, but was a prison pen kept by the good rebel government for the speedy transmission of Union soldiers to eternity. About 5,000 soldiers were confined there and it is estimated that over 3,000 died within six months. All were buried in unmarked graves.

†Including about 6,000 known and 1,500 unknown civilians and 6,100 known and 3,200 unknown Rebels.

The remains of soldiers killed in battle at Chancellorsville, Spottsylvania, and the Wilderness, Va., were removed to Fredericksburg National Cemetery during 1867-8, which accounts for the great number of unknown graves.

Those slain in battle were not all identified or removed to National Cemeteries. Many killed on the skirmish line or in retreat were not recovered, and if buried by the enemy, rest in unknown graves. The vast number of unidentified dead was caused by the commanding officers, who like Gen. Sherman at Shiloh, issued orders to "bury the dead where they fell."—As Colonel Worthington remarked, "unhonored and unknown."

ENGAGEMENTS DURING THE WAR

1861 to 1865

AND WHERE THEY TOOK PLACE.

States and Territories	1861	1862	1863	1864	1865	Total
Alabama		10	12	32	24	78
Arkansas	1	42	40	78	6	167
Arizona		1	1	2	1	4
California		1	4	1		6
Colorado				4		4
District of Columbia				1		1
Dakota		2	5	4		11
Florida	3	3	4	17	5	32
Georgia		2	8	92	6	108
Idaho			1			1
Illinois				1		1
Indiana			4			4
Indian Territory		2	9	3	3	17
Kansas			2	5		7
Kentucky	14	59	30	31	4	138
Louisiana	1	11	54	50	2	118
Maryland	3	9	10	8		30
Minnesota		5	1			6
Mississippi		42	76	67	1	186
Missouri	65	95	43	41		244
Nebraska			2			2
Nevada				2		2
New Mexico	3	5	7	4		19
New York			1			1
North Carolina	2	27	18	10	28	85
Ohio			3			3
Oregon				3	1	3
Pennsylvania			8	1		9
South Carolina	2	10	17	9	22	60
Tennessee	2	82	124	89	1	298
Texas	1	2	8	1	2	14
Utah			1			1
Virginia	40	40	116	205	28	419
West Virginia	29	114	17	19	1	80
Washington Territory			1			1
Total	153	564	627	779	135	2261

CASUALTIES—SOLDIERS and OFFICERS COMPARED.

Copyright by W. P. KREMER, 1900.

6th IOWA INFANTRY,						
	Killed.	Woun'd.	Died.	Deserted.	Enrolled.	Per ct.
Soldiers	142	409	121	38	1,013	14
Officers	8	27	2	2	93	8
Total	150	436	123	40	1,106	14

19th IOWA INFANTRY.						
Soldiers	86	186	91	15	962	9
Officers	6	7	2	1	72	9
Total	92	193	93	16	1,034	9

9th ILLINOIS INFANTRY.						
Soldiers	166	536	130	50	1,182	14
Officers	4	11	1		83	5
Total	170	547	131	50	1,265	13

32d ILLINOIS INFANTRY.						
Soldiers	67	185	195	201	1,590	4
Officers	7		2	4	121	5
Total	74	185	197	205	1,711	4

10th NEW JERSEY INFANTRY.						
Soldiers	85	293	181	743	2,480	3
Officers			5	1	104	
Total	85	293	186	744	2,584	3

15th NEW JERSEY INFANTRY.						
Soldiers	220	504	132	106	1,761	12
Officers	7	23	2	2	110	6
Total	227	527	134	108	1,871	12

8th NEW YORK HEAVY ARTILLERY.						
Soldiers	345	563	225	499	2,816	12
Officers	19	26	4	2	137	14
Total	364	589	229	501	2,953	12

6th NEW YORK INFANTRY.						
Soldiers	15	35	34	134	953	1
Officers				8	57	
Total	15	35	34	142	1,010	1

21st OHIO INFANTRY.						
Soldiers	153	72	205	43	1,361	11
Officers	4		1	1	84	5
Total	157	72	206	44	1,445	10

23d OHIO INFANTRY.						
Soldiers	122	205	101	66	2,278	5
Officers	5	19	2		169	8
Total	127	224	103	66	2,447	5

49th OHIO INFANTRY.						
Soldiers	182	329	148	57	1,493	12
Officers	11	17	1		149	7
Total	193	346	149	57	1,642	12

TOTAL CASUALTIES AND PER CENT.						
Soldiers	1,583	3,317	1,563	1,952	18,388	
Per cent.	9	19	8	9		
Officers	71	130	22	21	1,179	
Per cent.	6	11	2	2		

The per cent in the last column is of the killed only,

TROOPS

Regiments

KILLED AND CLASSIFIED DEATHS

	Killed	Died of Disease	Accident ¹	Browned	Murdered	Killed after Capture	Suicide	Executed by U.S.	Executed by Enemy	Suicide	Death not Classified	Total Deaths	Infantry	Cavalry	Batteries	White	Colored	Navy	TOTAL
Alabama..	50	295	5								40	345		1		2,576			2,576
Arkansas.	305	1,202	22	3	24			2	13		82	1,713	3	4	5	8,289			8,289
California	108	444	24	38	10		8	4			37	573	9	2		15,725			15,725
Colorado	153	120	15	10	2	1	1	2			18	323	3	3	1	4,903			4,903
Conn.....	1,947	3,068	47	54	3	3	12	24			190	5,354	21	1	3	51,937	1,764	2,163	55,864
Dakota....	2	4										6				206			206
Delaware.	383	431	17	4	3		1	1			41	882	9		4	11,236	954	94	12,284
Dist. of C.	41	194	8	2			4				40	290	2	1		11,912	3,269	1,352	16,534
Florida...	18	189							2		6	215		2		1,290			1,290
Georgia...		13									2	15							
Illinois...	9,898	22,786	471	557	45	18	33	7	1	13	1,009	34,834	149	17	30	255,057	1,811	2,224	259,092
Indiana...	7,243	17,785	304	487	21	7	11	8	1	20	786	26,672	128	13	26	193,748	1,537	1,078	196,363
Iowa.....	3,540	9,013	117	110	5	3	8		3	12	190	13,001	46	9	4	75,797	440	5	76,242
Kansas....	737	1,674	68	36	8	11	3	4	2	4	86	2,630	10	9	3	18,069	2,080		20,149
Kentucky	2,478	7,243	220	234	14	2	8	12	2	2	539	10,774	45	16	7	51,743	23,703	314	75,760
Louisiana	214	639	12	24			1	1		5	49	945	3	2		9,224			9,224
Maine....	3,184	5,798	56	62	13		5	5		16	259	9,398	30	2	7	64,973	104	5,030	70,107
Maryland	809	1,807	58	40	8		4	10	1	4	141	2,982	20	4	6	33,995	8,718	3,925	46,638
Mass.....	7,115	7,013	128	129	8		9	13		18	509	14,942	72	5	16	122,781	3,966	19,983	146,730
Michigan	4,292	10,537	129	211	10	2	10	2		7	398	14,753	36	12	11	85,479	1,387	498	87,364
Miss.....	626	1,836	19	24	1		3			1	74	2,584	11	2	2	23,913	104	3	24,020
Missouri..	3	66	1		1						7	78				545			545
Nebraska..	3,317	9,468	188	299	42	11	30	6	1	8	515	13,885	64	12	6	100,616	8,344	151	109,111
Nebraska..	35	160	15	8	6				1		14	239	1			3,157			3,157

KILLED AND CLASSIFIED DEATHS, Continued

Regiments

TROOPS

States	Killed	Died	Accl.	Dr'd	Mur.	K.C	S	Ex	E.R	S	D. C.	Total	Inf	Cav.	Bat.	White	Colored	Navy	Total
Nevada	2	29		1							1	33				1,080			1,080
New Ham	1,903	2,721	34	42	4		3	17		8	150	4,882	17	1	1	32,930	125	882	33,937
N. Jersey	2,578	2,824	59	75	1		6	9		6	186	5,754	38	3	5	67,500	1,185	8,129	76,814
New Mex.	72	144	12	7	13		4	3			19	277	6	2		6,561			6,561
N. York	19,085	24,545	501	413	34	3	69	35		57	1,792	46,534	198	26	34	409,561	4,125	35,164	448,850
N. Car.	42	265	2	1	4	1			16		28	360	2	2		3,156			3,156
Ohio	11,588	21,721	384	784	23	12	30	6	9	24	889	35,475	200	13	38	304,814	5,092	3,274	313,180
Oregon	11	21	3	4	1			1			4	45	1	1		1,810			1,810
Penn.	15,265	15,901	354	282	21		34	23		27	1,276	33,183	227	23	19	315,017	8,612	14,307	337,936
R. Island	460	732	31	38	1		1	2		3	53	1,321	8	3	1	19,521	1,837	1,878	23,231
S. Car*																			
Tenn.	744	5,236	68	307	24	1	3		2	11	388	6,777	9	21	5	31,092			31,092
Texas	12	102	3	3	1			1		1	18	141		1		1,965			1,965
Vermont	1,809	3,083	36	34	3		10	4	8	12	225	5,224	17	1	2	32,549	120	619	33,288
Virginia	10	29	2									42							
Wash.		12	3	2	1						4	22				964			964
W. Va.	1,247	2,495	94	56	7		6	2	1		109	4,017	17	7	8	31,872	196		32,068
Wis.	3,802	8,068	112	100	7		14	1		10	185	12,301	52	4	12	91,029	165	133	91,327
Indians	107	773	3	7	11	1	1				113	1,018	2						3,530
Colored†	2,898	29,756	281	295	106	25	13	52	1	32	3,392	36,847	102	6	10		99,337		99,337
Regul'rs‡	2,283	3,092	104	93	16	1	27	6		7	169	5,798	19	6	60				67,000
Navy	2,177	2,411										4,588							
Scatter'g	404	2,136	106	62	21	1	15	4			12	3,044							
Total	112,247	226,997	4,114	4,944	520	104	391	367	64	313	14,155	364,116	1,583	258	322	2,494,592	278,312	101,207	2,778,304

*See notes and explanations on next page.

*South Carolina furnished no White troops. The blank line is inserted here for future generations to observe as a monument to State Secession.

‡ Regulars and Scattering are not added in on the total column as they are included in the enlistments from the various States.

† The 99,337 Colored Troops were not enlisted by authority of any state or states. Their killed and deaths are kept separate and not included with the White troops of the Northern states, as the 178,975 credited to state enlistments. These Colored troops were recruited from the following states:

Alabama	4,966	Louisiana	24,052	Texas	47
Arkansas	5,526	Mississippi	17,869	Virginia	5,723
Colorado	95	N. Carolina	5,035		
Florida	1,044	S. Carolina	5,462	Total	99,337
Georgia	3,486	Tennessee	20,133		

Heavy artillery is classified and counted as infantry in the foregoing table of number of regiments.

KILLED, BY STATES, IN 15 BATTLES OF THE CIVIL WAR.

States.	Antietam.	Appomattox.	Atlanta.	Chickahominy.	Chickamauga.	Chancellorsville.	Cold Harbor.	Fredricksburg.	Gettysburg.	Mansons.	Petersburg.	Shiloh.	Stone River.	Spotsylvania.	Vicksburg.	State Totals.
Connecticut, ..	132	23		2		17	110	22	45		32					387
Delaware, ..	49	14		2		8	26	14	21		34			13		181
Illinois, ..	22	502	3,348	29		29	9		9		5	740	421		240	2319
Indiana, ..	61	130	17,329	28		11	6	96	57		28	150	421	31	188	1553
Iowa, ..		86										247			208	541
Kentucky, ..				145								108	139		20	412
Kansas, ..				30												30
Massachusetts	234	48		211		47	181	108	200	155	182			342		1708
Maine, ..	33	70		18		22	62	60	119	31	155			200		770
Maryland, ..	47	27		2		11	18	2	29	25	30			36		227
Michigan, ..	57	33	58	161	75	23	58	47	200	91	121	50	71	201		1246
Minnesota, ..	15			6	35				50		5	3	3		14	131
Missouri, ..			66		19							104	25		90	304
Nebraska, ..												4				4
New Hamp.	22	20		11		41	114	51	67	46	55			58		485
New Jersey, ..	9	48		120		110	94	46	30	44	32			164		747
New York, ..	668	377	23	371		246	643	304	980	663	625			635		5535
Ohio, ..	85	51	341		513	127	19	10	139	101	26	258	450	68	91	2279
Pennsylvania,	509	414		586	26	277	357	529	745	303	456	3	35	711		4951
Rhode Island,	28	12		12		4	14	21	14	6	4			33		148
Tennessee, ..					1								6			7
West Virginia,	29	28				3	8	3	11					5	3	145
Wisconsin, ..	82	68			58	41	22	2	105	101	74	79	40	50	57	779
United States,	45	10	113	165	70	47	19	25	182	64	30	19	99	87		975
Vermont, ..	1	39		44			89	21	58	1	43			83		379
Scattering, ..	2	12	3669	3	8	1		3	5	4	76	1	20	4	603	4411
Grand Total,	2,108	1,316	4,988	1,734	1,657	1,082	1,845	1,284	3,155	1,747	2,013	1,766	1,730	2,725	1,514	31,654

KILLED, BY STATES, (CONFEDERATE) IN 15 BATTLES OF THE CIVIL WAR.

Copyright by W. P. KREMER, 1903.

STATES.	Antietam	Atlanta.	Bull Run.	(Chickahominy	Chickamauga.	(Chancellorsville	Franklin.*	Fredericksburg.	Gettysburg.	Manassas.	Perryville.	Shiloh.	Stone River.	Spotsylvania.	Vicksburg.	State Totals.
Alabama.....	59		40	503		163	149	12	202	56		20	184	114		1702
Arkansas.....	27			4			124		26			33	142			256
Florida.....	19			23		20	24	7	33	5			41			172
Georgia.....	364		60	526		290	89	142	401	334			22	179		2407
Kentucky.....							26						30			56
Louisiana.....	111		11	179		110	48	6	83	97		107	38			790
Maryland.....			1						30							31
Mississippi.....	114		42	264		81	450	1	259	21		65	219			1516
Missouri.....							151									151
North Carolina.....	293		24	647		557	22	118	712	70			10			2453
South Carolina.....	146		43	343		57	76	40	217	238			24	68		1255
Tennessee.....			1	35	105	26	255	14	10	9		130	394			979
Texas.....	60			87			109	1	61	47		24	46			435
Virginia.....	168		166	394		227		32	394	224						1604
Unknown.....	203	1358		2	2284	50	225	85	164	13	980	1349	86	1066	806	8669
Total.....	1667	1368	387	3007	2399	1581	1748	458	2592	1114	980	1728	1236	1427	806	22477

*Official, except the Battle of Franklin, Tenn., which is taken from the Confederate Cemetery Records at Franklin.

CALENDAR 1861

CALENDAR 1861 grid showing months JAN to DEC with days of the week (S M T W T F S) and dates.

CALENDAR 1862

CALENDAR 1862 grid showing months JAN to DEC with days of the week (S M T W T F S) and dates.

CALENDAR 1863.

CALENDAR 1863 grid showing months JAN to DEC with days of the week (S M T W T F S) and dates.

CALENDAR 1864

	S	M	T	W	T	F	S	S	M	T	W	T	F	S	S	M	T	W	T	F	S	
							1	2	3	4	5	6	7	8	9	10	11	12	13	14	15	16
JAN.	3	4	5	6	7	8	9	10	11	12	13	14	15	16	17	18	19	20	21	22	23	24
FEB.	7	8	9	10	11	12	13	14	15	16	17	18	19	20	21	22	23	24	25	26	27	28
MARCH	6	7	8	9	10	11	12	13	14	15	16	17	18	19	20	21	22	23	24	25	26	27
APRIL	3	4	5	6	7	8	9	10	11	12	13	14	15	16	17	18	19	20	21	22	23	24
MAY	1	2	3	4	5	6	7	8	9	10	11	12	13	14	15	16	17	18	19	20	21	22
JUNE	5	6	7	8	9	10	11	12	13	14	15	16	17	18	19	20	21	22	23	24	25	26
JULY	3	4	5	6	7	8	9	10	11	12	13	14	15	16	17	18	19	20	21	22	23	24
AUG.	1	2	3	4	5	6	7	8	9	10	11	12	13	14	15	16	17	18	19	20	21	22
SEPT.	4	5	6	7	8	9	10	11	12	13	14	15	16	17	18	19	20	21	22	23	24	25
OCT.	2	3	4	5	6	7	8	9	10	11	12	13	14	15	16	17	18	19	20	21	22	23
NOV.	6	7	8	9	10	11	12	13	14	15	16	17	18	19	20	21	22	23	24	25	26	27
DEC.	4	5	6	7	8	9	10	11	12	13	14	15	16	17	18	19	20	21	22	23	24	25

CALENDAR 1865

	S	M	T	W	T	F	S	S	M	T	W	T	F	S	S	M	T	W	T	F	S	
							1	2	3	4	5	6	7	8	9	10	11	12	13	14	15	16
JAN.	8	9	10	11	12	13	14	15	16	17	18	19	20	21	22	23	24	25	26	27	28	29
FEB.	5	6	7	8	9	10	11	12	13	14	15	16	17	18	19	20	21	22	23	24	25	26
MARCH	5	6	7	8	9	10	11	12	13	14	15	16	17	18	19	20	21	22	23	24	25	26
APRIL	3	4	5	6	7	8	9	10	11	12	13	14	15	16	17	18	19	20	21	22	23	24
MAY	1	2	3	4	5	6	7	8	9	10	11	12	13	14	15	16	17	18	19	20	21	22
JUNE	4	5	6	7	8	9	10	11	12	13	14	15	16	17	18	19	20	21	22	23	24	25
JULY	3	4	5	6	7	8	9	10	11	12	13	14	15	16	17	18	19	20	21	22	23	24
AUG.	1	2	3	4	5	6	7	8	9	10	11	12	13	14	15	16	17	18	19	20	21	22
SEPT.	3	4	5	6	7	8	9	10	11	12	13	14	15	16	17	18	19	20	21	22	23	24
OCT.	1	2	3	4	5	6	7	8	9	10	11	12	13	14	15	16	17	18	19	20	21	22
NOV.	1	2	3	4	5	6	7	8	9	10	11	12	13	14	15	16	17	18	19	20	21	22
DEC.	3	4	5	6	7	8	9	10	11	12	13	14	15	16	17	18	19	20	21	22	23	24

REVOLUTIONARY WAR BATTLES.

BENNINGTON, Aug. 16, 1777.

Armies.	Killed.	Wounded.	Captured.	Total.	In Action
Americans★	30..	40....	70....	1000
English	60..	80....	692....	832....	1200

BRANDYWINE, Sept. 11, 1777.

Americans	200..	625....	175....	1000....	12000
English★	142..	437....	579....	20600

BUNKER HILL, June 17, 1775.

Americans	145..	304....	449....	1000
English★	232..	708....	1000....	2500

CAMEDEN, August 16, 1780.

Americans	98..	225....	52....	375....	3052
English★	118..	382....	500....	4500

CONCORD, April 21, 1775.

Americans	49..	34....	5....	88....	400
English★	66..	200....	7....	273....	2700

COWPENS, January 17, 1781.

Americans★	12..	60....	10....	82....	867
English	112..	200....	528....	840....	1120

EUTAW SPRINGS, Sept. 8, 1781.

Americans★	152..	374....	28....	554....	950
English	200..	450....	150....	800....	1500

FT. MOULTRE, June 28, 1776.

Americans★	11..	26....	37....	435
English	63..	127....	15....	205....	3500

FT. STANWIX, August 6, 1777.

Americans	120..	268....	368....	800
English★	86..	204....	25....	315....	1000

FT. WASHINGTON, November 16, 1776.

Americans	35..	114..	2000....	2149....	2600
English★	252..	548....	50....	850....	9000

GUILFORD COURT HOUSE, March 15, 1781.

Americans	139..	240....	43....	419....	3651
English★	190..	380....	570....	1890

GERMANTOWN, October 4, 1777.

Americans	208..	395....	130....	733....	10000
English★	124..	379....	503....	15000

KING'S MOUNTAIN, October 7, 1780.

Americans★	28..	60....	88....	900
English	150..	306....	648....	1104....	1155

LEXINGTON, April 21, 1775.

Americans	7..	9....	16....	60
English★	..	2....	2....	200

LONG ISLAND, August 27, 1776.

Americans	74..	226....	700....	1000....	7000
English★	63..	283....	44....	390....	8444

★Star Indicates the side that won the victory.

MONMOUTH, June 28, 1778.

Americans★	85	190	18	293	6000
English	100	300	800	1200	7000

NINETY SIX, Aug. 18, 1781.

Americans★	4	7	11	450
English	60	60	120	500

STONY POINT, July 16, 1779.

Americans★	3	14	17	1200
English		543	543	600

SARATOGA, October 7, 1777.

Americans★	13	77	3	93	10000
English	125	603	8935	9663	9663

SAVANNAH, Oct. 8, 1779.

Americans	25	87	688	800	3400
English★	15	95	110	2500	

STILLWATER, Sept. 17, 1777.

Americans★	84	256	350	9000
English	89	400	489	6000

TRENTON, December 25, 1776.

Americans★	1	1	2400		
English	17	78	868	963	1355

WHITE PLAINS, Oct. 18, 1776.

Americans	25	136	4	295	13000
English★	41	152	36	229	13000

WYOMING, July 28, 1778.

Americans	225	225	300	
English★	2	8	10	700

YORKTOWN, October 19, 1781.

Americans★	75	199	274	16000	
English	156	326	7605	8087	8087

NOTE.—The column of total is accepted by all, but the factors in some instances, were supplied by the compiler.

CASUALTIES DURING THE REVOLUTIONARY WAR COMPARED,

	Killed	Woun'd	Captured	Total
Americans, 25 Battles	1,776	3,774	3,857	9,437
“ 18 Skirmishes	180	443	200	823
Total American Casualties	1,856	4,227	4,057	10,260
English 25 Battles	2,307	6,892	21,078	30,177
“ 18 Skirmishes	211	753	503	1,464
Total English Casualties	2,518	8,545	21,578	31,641

POPULATION OF STATES AND TROOPS FURNISHED 1775 TO 1781.

States	Population	Troops	States	Population	Troops.
Connecticut	182,519	21,142	New York	260,664	18,742
Delaware	45,504	2,061	North Carolina	302,189	8,138
Georgia	227,657	2,183	Pennsylvania	333,468	30,019
Maryland	245,181	16,338	Rhode Island	52,796	4,369
Massachusetts	290,646	70,175	S. Carolina	180,787	3,300
New Hamp.	108,142	9,760	Virginia	574,660	21,545
New Jersey	140,788	17,726	Total	2,945,000	251,580

General Putnam rode one horse one hundred miles in eighteen hours, to meet the enemy.

General Gates fled two hundred miles on horseback in three days, after the defeat of the American army at Camden.

General Sumter made a similar record after the defeat of the troops at Rocky Mount, riding to Charlotte without saddle or hat

In 1775, a company of 96 men marched from West Virginia to Boston, a distance of 700 miles, in 21 days without the loss of a man.

Soldiers were whipped with 39 lashes for missing roll call, deserting or stealing.

The pay of soldiers during the Revolutionary War was \$4.00 per month, and this was in a paper currency almost valueless. The army at the time of its disbandment was not discharged, but furloughed, which in case of peace being declared, was to be equivalent to an honorable discharge, and the soldiers received no final settlement or pay, but were permitted to take their arms home with them.

The pay of a general was seventy-five dollars per month, with certain allowance, including rum.

The arms used were not of uniform pattern, many brought them from home, and all were flint lock, smooth bore muskets. The powder was carried in horns, and bullets were cast, when needed, in moulds carried by soldiers for that purpose.

Washington accepted no pay during his seven years' service. He possessed an estate of 9,000 acres of land, and had 216 negro slave and thousands of hogs, sheep, cattle and horses. His estimated wealth was \$750,000.00, the greater part of which he had received from the English government as salary and perquisites while serving in a civil or military capacity.

The last survivor of the Revolutionary War, Daniel F. Bake- man, died at Freedom, New York, April 5, 1869, aged 109 years.

Indians and English were engaged at Wyoming and they took no prisoners, which caused the unusual heavy fatalities.

HESSIANS OR GERMANS IN THE REVOLUTIONARY WAR.

The number of Hessians and Germans hired by England to assist in the conquest of the American colonies, are here properly credited to their respective countries with casualties;

Countries	Killed	Died	Deserted	Troops
Brunswick.....	5,723
Hessie Cassel.....	16,992
Hessie Hanau.....	2,422
Bayreuth-Anhalt-Waldeck...	4,930
Total.....	7,754	4,808	30,067	

But very little positive information on the number of troops furnished by England is obtainable, and at best, is largely based on estimates. At the outbreak in 1775, the English army with reinforcements aggregated thirty thousand men. Each succeeding year brought fifteen thousand more, and at the end of the war fully one hundred and twenty thousand troops had been landed. The English navy had eighty seven thousand men employed in 1778, and during the war, estimated on a low

basis would not be less than one hundred and fifty thousand. These two arms would make a total of two-hundred-and-eighty thousand, with casualties as follows:

Killed.	Wounded.	Died.	Deserted.	Enrolled
3,992	27,960	41,385	28,624	280,000

During this war the Americans captured in battle were confined in the old prison ship, Jersey, and it is estimated that fifteen-thousand soldiers perished by starvation and ill treatment, but the number of captures reported would greatly diminish that number, but in no manner lessen the atrocity of the deed.

BIG BATTLES OF REVOLUTION COMPARED WITH LITTLE BATTLES OF THE CIVIL WAR.

	Killed	Wounded	Missing	Total	Engaged
Monmouth, June 28, 1778	85	190	18	293	6,000
Wilson Creek, Aug. 10, 1861	223	721	291	1,235	5,660
White Plains, Oct. 18, 1776	25	136	4	295	13,000
Pea Ridge, March 6, 1862	203	980	201	1,384	13,000
Brandywine, Sept. 11, 1777	200	625	175	1,000	12,000
Williamsburg, Va. May 6, 1862	456	1,410	373	2,239	16,000

REVOLUTIONARY WAR AND BATTLES COMPARED.

	Killed	Wounded	Missing	Total
Revolutionary War, 1775-1782	1,856	4,227	4,057	10,260
Gettysburg, July 1-3, 1863	3,155	14,529	5,265	25,049
Antietam, September 17, 1862	2,108	9,541	750	12,409
Spotsylvania, May 8 to 21, 1864	2,725	13,416	2,258	18,399
Shiloh, April 6, 1862	1,766	7,368	2,884	13,018

FAT GENERALS IN THE REVOLUTION.

On August 10th, 1778, the officers at West Point were weighed, with results as follows:

	Pounds.		Pounds.
General Washington	209	Colonel Michael Jackson	252
General Lincoln	224	Colonel Henry Jackson	238
General Knox	280	Lt. Col. Huntington	212
General Huntington	182	Lt. Col. Cobb	182
General Creaton	166	Lt. Col. Humphreys	221
Colonel Swift	319		

No. PENSIONS GRANTED FOR REVOLUTION AND WAR OF 1812.

No. Pensions granted for Revolutionary war	62,069
Of the above the participants were only	37,918
No. of pensions granted for War of 1812-5	68,391
Participants out of the above, were	30,346

BATTLES OF THE WAR OF 1812-5.

BLANDENSBURG, Aug. 24, 1814.

Armies.	Killed.	Wounded.	Captured.	Total.	In action
Americans	15..	49....	11....	75....	4000
English★	98..	350....	32....	480....	5000

CHIPPEWA, July 5, 1814.

Americans★	73..	219....	12....	304....	5000
English	123..	369....	35....	527....	3000

FORT ERIE, August 15, 1814.

Americans★	17..	51....	5....	73....	3500
English	210..	623....	167....	1000....	5000

FORT GEORGE, May 27, 1813.

Americans★	43..	187....	30....	260....	1250
English	65..	206....	271....	1000

LUNDY'S LANE, July 25, 1814.

Americans★	123..	990....	210....	1323....	6000
English	102..	720....	178....	900....	2800

NEW ORLEANS, Jan. 8, 1815.

Americans★	8..	13....	21....	6000
English	700..	1400....	500....	2600....	10000

NEW ORLEANS, (near) Dec. 23, 1814.

Americans	15..	122....	137....	1000
English★	82..	247....	329....	6000

PLATTSBURG, Sept. 11, 1814.

Americans★	25..	74....	99....	2000
English	100..	375..	2025....	2500....	14000

RAPIDS OF MIAMI, May 5, 1813.

Americans	100..	81....	181....	1000
English★	10..	70....	80....	1000

QUEENSTOWN, Oct. 13, 1812.

Americans	43..	187....	20....	250....	
English★	40..	191....	40....	271....	

★Star Indicates the side that won the victory.

CASUALTIES AND ARMIES COMPARED, 1812-5. ✓

Armies	Killed	Wounded	Died	Deserted	Engaged
American	1877..	10353..	14140..	10864..	471622
English	2131..	11962..	11220..	6438..	121000

The American army is credited with 4,000 men at the battle of Blandensburg, and 6,000 at New Orleans. When we consider the fact that Virginia had 92,000 and Maryland 52,000 in the immediate vicinity of Blandensburg, and Louisiana 10,000, Mississippi 6,000, Tennessee 27,000 and Kentucky 20,000 men serving during that war period, we have reason to ask "what was this great body of men doing, and what kind of commanders to not put them in action?" Truth, standing alone, is rarely big enough to satisfy the ambition of a military man. The army at New Orleans was probably four or five times the number reported.

TROOPS FURNISHED, WAR 1812-5.

States	Infantry	Cavalry	Artillery	Miscellaneous	Total
Connecticut.....	9161.....	137.....	905.....	10203
Delaware.....	3316.....	147.....	318.....	57.....	3838
District of Columbia	3374.....	375.....	796.....	2.....	4547
Georgia.....	10376.....	563.....	618.....	11557
Illinois.....	1303.....	1005.....	49.....	2357
Indiana.....	2966.....	406.....	8.....	3380
Kentucky.....	11882.....	8285.....	72.....	20239
Louisiana.....	7491.....	988.....	163.....	1045.....	9687
Massachusetts.....	43321.....	446.....	2714.....	200.....	46681
Maryland.....	46119.....	3323.....	3106.....	111.....	52659
Michigan.....	534.....	22.....	556
Mississippi.....	5928.....	396.....	31.....	6355
Missouri.....	1556.....	1556
New Hampshire.....	5279.....	642.....	34.....	5955
New Jersey.....	5668.....	135.....	209.....	6012
New York.....	63790.....	2415.....	8830.....	2861.....	77896
North Carolina.....	13739.....	267.....	131.....	14137
Ohio.....	21643.....	2814.....	113.....	133.....	24703
Pennsylvania.....	28146.....	407.....	755.....	9.....	2308
Rhode Island.....	746.....	164.....	910
South Carolina.....	10172.....	337.....	614.....	100.....	11223
Tennessee.....	18361.....	9095.....	110.....	267.....	27833
Vermont.....	4853.....	243.....	140.....	5236
Virginia.....	65354.....	8803.....	7698.....	10036.....	91891
Miscellaneous.....	2902
Total.....	383,521.....	42,165.....	28,057.....	14,975.....	471,622

In the above exhibit, 24,470 riflemen are included in the column of infantry and in like manner 21,516 mounted infantry are credited to the cavalry force. In the miscellaneous are included rangers &c. The marine enlistment was 2,028 and 459 served as spies.

The regulars which served during the war of 1812-5 are included in the above total and are not to be counted as an addition thereto.

All armies used the flint lock smooth bore muskets in 1812

Muskets often kicked so violently that they did more harm to the gunner than to the enemy.

Hiram Cronk, the last surviving soldier of the war of 1812, died in 1905, aged 105 years. He used tobacco and whiskey from manhood up.

BATTLES OF THE MEXICAN WAR.

SKIRMISH AT POINT ISABEL, TEXAS.

April 25, 1846.

Regiments	Killed	Wounded	Missing	Total	Engaged
Dragoons	11	6	17	

April 28, 1846.

T. Rangers	10	10	
-------------------	-----------------	-------	-------	-----------------	--

BATTLE OF PALO ALTO, TEXAS.

May 8, 1846.

Regiments	Killed	Wounded	Missing	Total	Engaged
4th	1	1	2	
5th	5	5	
8th	2	17	19	
2d Dragoons	5	5	
1st Art	5	5	
2d "	5	5	
3d "	1	1	2	
4th "	1	3	4	
Total	5	42	47	

BATTLE OF RESACA DE LA PALMA, TEXAS.

May 9, 1846.

Regiments	Killed	Wounded	Missing	Total	Engaged
3d	2	6	8	
4th	4	6	10	
5th	9	24	33	
8th	8	35	43	
2d Drag.	8	6	14	
2d Art.	2	2	4	
3d "	4	4	
4th "	6	6	
Total	33	89	122	

SKIRMISH AT LA CANDA, MEXICO.

Jan. 24, 1847.

Regiments	Killed	Wounded	Missing	Total	Engaged
Mo. Inf.	3	30	33	
Santa Fe Inf.	3	3	
Total	3	33	36	

BATTLE OF BUENA VISTA, MEXICO.*February 22-3, 1847.***ARKANSAS.**

Regiments	Killed	Wounded	Missing	Total	Engaged
1st Cav.	17.....	32.....	49.....	

ILLINOIS.

1st	20.....	25.....	54.....	
2d	47.....	74.....	121.....	

INDIANA.

2d	32.....	36.....	68.....	
3d	9.....	56.....	65.....	

KENTUCKY.

2d	44.....	57.....	101.....	
1st Cav.	27.....	33.....	60.....	

MISSISSIPPI.

1st	40.....	56.....	96.....	
-----	---------	---------	-------	---------	--

TEXAS.

1st	14.....	2.....	16.....	
-----	---------	--------	-------	---------	--

REGULARS.

2d	2.....	2.....	
1st Drag.	6.....	6.....	
2d "	2.....	2.....	
3d Art.	1.....	19.....	20.....	
4th "	4.....	7.....	11.....	
Seaf.	1.....	3.....	4.....	
Total	265.....	408.....	673.....	

SIEGE OF VERA CRUZ, MEXICO.*March 9 to 27, 1847.***GEORGIA.**

Regiments	Killed	Wounded	Missing	Total	Engaged
1st	5.....	5.....	

PENNSYLVANIA.

1st	2.....	10.....	12.....	
2d	4.....	4.....	

REGULARS.

2d	1.....	1.....	2.....	
8th	2.....	2.....	
2d Drag.	1.....	5.....	6.....	
M. Rifle.	1.....	5.....	6.....	
1st Art.	1.....	1.....	
2d "	1.....	9.....	10.....	
3d "	3.....	2.....	5.....	
4th "	1.....	1.....	

SOUTH CAROLINA.

1st	5.....	5.....	
-----	-------	--------	-------	--------	--

TENNESSEE.

2d	1.....	1.....	
Total	9.....	51.....	60.....	

BATTLE OF CERRO GORDO, MEXICO.*April 17, 18, 1847.*

Regiments	Killed	Wounded	Missing	Total	Engaged
ILLINOIS.					
3d	1.....	16.....	17.....
4th	4.....	39.....	43.....
KENTUCKY.					
1st	3.....	10.....	13.....
NEW YORK.					
1st	5.....	5.....
PENNSYLVANIA.					
1st	10.....	10.....
2d	17.....	17.....
REGULARS.					
2d	5.....	16.....	21.....
3d	5.....	27.....	32.....
7th	9.....	43.....	52.....
2d Drag.	1.....	1.....
M. Rifle.	11.....	63.....	74.....
1st Art.	10.....	45.....	55.....
4th "	3.....	3.....
Scattering	3.....	3.....
TENNESSEE.					
1st	1.....	12.....	13.....
2d	15.....	38.....	53.....
Total	64.....	348.....	412.....

CALABOSO, MEXICO.*July 12, 1847.*

1st La.	5.....	3.....	8.....
1st Md.	7.....	4.....	11.....
Total	12.....	7.....	19.....

CONTRERAS AND CHURUBUSCO, MEXICO.*August 19, 20, 1847.*

NEW YORK.					
1st	16.....	86.....	102.....
SOUTH CAROLINA.					
1st	11.....	126.....	137.....
REGULARS.					
2d	5.....	29.....	34.....
4th	1.....	6.....	7.....
5th	6.....	57.....	63.....
6th	9.....	81.....	90.....
7th	4.....	13.....	17.....
8th	2.....	34.....	36.....
9th	3.....	46.....	49.....

10th	1.....	1.....
11th	1.....	7.....	8.....
12th	2.....	24.....	26.....
14th	1.....	1.....	2.....
15th	8.....	66.....	74.....
1st Drag.	4.....	1.....	5.....
2d "	1.....	1.....	2.....
3d "	3.....	3.....	6.....
M. Rifle	4.....	12.....	16.....
1st Art.	13.....	42.....	55.....
2d "	7.....	76.....	83.....
3d "	7.....	27.....	34.....
4th "	4.....	32.....	36.....
Scattering	6.....	15.....	21.....
Total,	118.....	786.....	904.....

SIEGE OF PUEBLA, MEXICO.

September 13, to October 12, 1847.

PENNSYLVANIA.

Regts.	Killed	Wounded	Missing	Total	Engaged
1st	15.....	29.....	44.....	
2d	2.....	2.....	

SOUTH CAROLINA.

1st	1.....	1.....	
-----	-------	--------	-------	--------	--

SCATTERING.

Spy Co.	5.....	5.....	
Total	15.....	37.....	52.....	

CHAPULTEPEC AND CITY OF MEXICO.

September 12, 13, 14, 1847.

NEW YORK.

Regts.	Killed.	Wounded.	Missing.	Total.	Engaged.
1st	11.....	65.....	76.....	

SOUTH CAROLINA.

1st	16.....	84.....	100.....	
-----	---------	---------	-------	----------	--

PENNSYLVANIA.

2d	7.....	90.....	97.....	
Total	34.....	239.....	273.....	

BATTLE OF MONTEREY, MEXICO.

September 21, 22, 23, 1847.

LOUISIANA.

Regiments	Killed	Wounded	Missing	Total	Engaged
1st	2.....	4.....	6.....	

KENTUCKY.

1st	5.....	5.....	
-----	-------	--------	-------	--------	--

MARYLAND.			
1st	6.....	17.....	23.....
MISSISSIPPI.			
1st	9.....	52.....	61.....
OHIO.			
1st	15.....	39.....	54.....
TENNESSEE.			
1st	26.....	79.....	105.....
TEXAS.			
1st	6.....	21.....	27.....
U. S. REGULARS.			
1st	12.....	31.....	43.....
2d	1.....	1.....
3d	18.....	33.....	51.....
4th	12.....	24.....	36.....
5th	10.....	10.....
7th	1.....	8.....	9.....
8th	2.....	7.....	9.....
2d Dragoons	2.....	2.....
1st Art	1.....	1.....	2.....
2d "	2.....	2.....
3d "	4.....	22.....	26.....
4th "	12.....	31.....	43.....
Scattering	2.....	2.....
Total	127.....	390.....	517.....

The Mexicans, in no instance reported the number of men engaged or their casualties in any of the Battles of the Mexican War period. The report of their appearance in overwhelming numbers and the fearful slaughter inflicted upon them in all the battles, should not be accepted without thorough sifting. The country was thinly settled, with poor roads and no means of transporting army supplies except by pack trains, which made it impossible to concentrate a great army. That the Mexicans were defeated, is evident, and most likely by an army superior in number and equipment. The heavy casualties of some of the U. S. Regiments is evidence that the Mexican soldiers knew how to shoot.

CASUALTIES OF REGIMENTS

BY STATES, MEXICAN WAR, 1846-7

ALABAMA

Regiments	Killed	Wounded	Died	Deserted	Enrolled
1st Battalion	2.....	931
"	7.....	6.....	295
"	3.....	12.....	278
"	82.....	7.....	945
"	32.....	11.....	483
Cavalry	12.....	1.....	94

ARKANSAS

1st Cav. 21	32.....	94.....	5.....	800
2d "	35.....	29.....	523

FLORIDA

Battalion	46.....	10.....	370
-----------	-------	-------	---------	---------	-----

GEORGIA

1st	8.....	100.....	19.....	924
2d	184.....	47.....	463
1st Cav. 6	142.....	33.....	745

ILLINOIS

1st	30.....	25.....	26.....	10.....	879
2d	51.....	74.....	64.....	11.....	902
3d	1.....	16.....	101.....	6.....	910
4th	13.....	44.....	89.....	14.....	819
5th	113.....	29.....	1049
6th	1.....	296.....	45.....	1031
1st Cav. 2	1.....	64.....	8.....	485

INDIANA

1st	2.....	80.....	19.....	856
2d	36.....	36.....	46.....	14.....	853
3d	9.....	56.....	63.....	8.....	869
4th	128.....	39.....	967
5th	146.....	53.....	1040

IOWA

Battalion	3.....	2.....	253
-----------	-------	-------	--------	--------	-----

KENTUCKY

1st	6.....	15.....	63.....	50.....	877
2d	46.....	57.....	48.....	33.....	919
3d	178.....	20.....	1076
4th	148.....	27.....	1132
1st Cav. 30	33.....	54.....	12.....	838

LOUISIANA

1st	13.....	67.....	684
2d	4.....	36.....	890
3d	6.....	55.....	740
4th	13.....	69.....	747
5th	8.....	36.....	710
6th	10.....	113.....	829

Cav.	9	3	72	71	521
Art.			6	90	528
Scattering	6	5	267	390	1935

MARYLAND

1st	11	17	15	50	538
2d		4	73	54	704
Battery			3	20	123

MASSACHUSETTS

1st			78	253	1057
-----	--	--	----	-----	------

MICHIGAN

1st			164	156	1019
Scattering				41	84

MISSISSIPPI

1st	58	108	63	5	941
2d			187	37	1037
Scattering			38	51	431

MISSOURI

1st			9	32	675
2d			3	2	933
3d	1		1	2	239
1st Cav.	7		21	1	407
2d "	9	46	97	4	986
Cavalry			20		141
"	5		39	35	567
"			97	8	1258
Artillery			102		845
"			21	15	496
Scattering			23		457

NEW JERSEY.

1st			26	57	425
-----	--	--	----	----	-----

NEW YORK.

1st	2		42	323	973
2d	41	156	141	165	1423

NORTH CAROLINA

1st			181	14	935
-----	--	--	-----	----	-----

OHIO

1st	17	39	47	30	838
2d			61	47	910
3d	1		66	46	788
4th			83	122	987
5th			83	136	964
Scattering			4	1	1149

PENNSYLVANIA

1st	28	49	118	113	1140
2d	4	113	225	119	1076
3d	3		31	60	287

REGULARS

1st	20	28	132	118	
2d	29	129	133	205	
3d	56	144	246	163	
4th	75	112	180	130	
5th	90	190	204	131	
6th	62	128	190	140	
7th	46	68	223	112	
8th	103	226	171	161	

9th	16.....	68.....	211.....	88.....	
10th	5.....		96.....	36.....	
11th	24.....	24.....	254.....	89.....	
12th	16.....	32.....	289.....	50.....	
13th			150.....	49.....	
14th	14.....	28.....	257.....	46.....	
15th	37.....	54.....	373.....	53.....	
16th			106.....	43.....	
DRAGOONS---CAVALRY					
1st	31.....	50.....	89.....	148.....	
2d	43.....	61.....	143.....	147.....	
3d	15.....	9.....	155.....	68.....	
M. Rifle	54.....	154.....	179.....	95.....	
ARTILLERY					
1st	42.....	113.....	220.....	158.....	
2d	54.....	178.....	176.....	167.....	
3d	41.....	112.....	183.....	185.....	
4th	32.....	76.....	210.....	164.....	
Voltigeurs	20.....	57.....	226.....	89.....	548
Marines	9.....	27.....	36.....	8.....	
Scattering		18.....	20.....	8.....	
SOUTH CAROLINA					
1st	56.....	216.....	349.....	64.....	1077
TENNESSEE					
1st	29.....	91.....	78.....	6.....	1054
2d	20.....	38.....	48.....	13.....	695
3d			219.....	17.....	1007
4th			140.....	17.....	812
5th			70.....	42.....	1353
1st Cav.			41.....	3.....	944
WISCONSIN					
1st			11.....	1.....	146
TEXAS					
Cavalry	9.....	14.....	2.....	1.....	1045
Scat.	37.....	15.....		141.....	6973
VIRGINIA					
1st		4.....	86.....	56.....	1320
SCATTERING.					
Scattering			357.....	30.....	620

CLASSIFIED CASUALTIES**VOLUNTEERS**

Kind of Service	Killed	Wounded	Died	Deserted	Enrolled
Infantry	493....	1340....	5287....	3477....	55244
Cavalry	113....	129....	1094....	285....	16887
Artillery	1....		27....	114....	1129
Total	607....	1469....	6408....	3876....	73260

REGULARS

Infantry	503....	1231....	3315....	1655....	
Cavalry	143....	274....	566....	458....	
Artillery	169....	479....	789....	674....	
Total	944....	1984....	7879....	2787....	35000

MEXICAN WAR.

CASUALTIES AND MEN FURNISHED
BY STATES

States	Killed	Wounded	Died	Deserted	Enrolled
Ala.	136....	37....	3026
Ark.	21..	32....	131....	34....	1323
Ills.	98..	150....	753....	123....	6075
Ind.	47..	92....	463....	133....	4585
Iowa	3....	2....	253
Flor.	46....	10....	370
Ga.	6..	8....	426....	99....	2132
Ky.	82..	105....	491....	142....	4842
La.	15..	8....	399....	927....	7686
Md.	11..	21....	91....	124....	1365
Mass.	78....	252....	1057
Miss.	58..	108....	288....	93....	2409
Mich.	164....	167....	1103
Mo.	22..	46....	433....	99....	7044
N. J.	26....	57....	425
N. Y.	43..	156....	183....	488....	2306
N. Car.	181....	14....	935
Ohio	18..	39....	344....	391....	5536
Penn.	35..	162....	374....	292....	2503
Tenn.	49..	129....	596....	98....	5865
Texas	46..	29....	2....	142....	8018
S. Car.	56..	216....	349....	64....	1077
Virginia	..	4....	86....	56....	1320
Wis.	11....	1....	146
Scat.	357....	30....	620
Total	607..	1469....	6408....	3876....	73260
Reg.	944..	1984....	7879....	2787....	35000
Total	1551..	3453....	14287....	6663....	108260

The above is copied from the report of the Secretary of War on the casualties of troops and the enlistments from the different States of the Union. So far as the casualties are concerned the report is probably correct, but the 35,000 regulars are in no manner accounted for, as the regulars were in the War of 1812-5 and the Civil War of 1861-5. As the report stands, we could assume, without fear of contradiction, that they were imported from the North Pole for the occasion, and were not, nor never had been honored citizens of any State or States of this great country.

SPANISH-AMERICAN WAR, 1898.

BATTLE OF SANTIAGO, CUBA.

July 1, 2, 1898.

Copyright by W. P. KREMER, 1898.

MASSACHUSETTS.

Regiments.	Killed.	Wounded.	Missing.	Total.	Engaged.
2d	5	40		45	1,000

NEW YORK.

71st	13	60	43	116	1,000
------	----	----	----	-----	-------

U. S. REGULARS.

2d	6	52		58	1,000
3d	3	15		18	1,000
4th	8	33	1	42	1,000
6th	17	106		123	1,000
7th	33	93		126	1,000
8th	6	45		51	1,000
9th	4	27	1	32	1,000
10th	6	40	3	49	1,000
12th	8	31		39	1,000
13th	18	90		108	1,000
16th	13	107	17	137	1,000
17th	6	27		33	1,000
20th	1	13		14	1,000
21st	6	33		39	1,000
22d	5	33		38	1,000
24th	12	75	6	93	1,000
25th	8	27		35	1,000
1st Cav.	13	47	1	61	400
3d "	3	51	3	57	400
6th "	4	55		59	400
9th "	3	19	1	23	400
10th "	6	69	5	80	400
1st V. C.	15	76	2	93	400
1st Art. K.	1			1	150
2d " A.	2	6		8	150
2d " F.		3		3	150
Total	226	1,274	83	1,583	21,050

Spanish fleet attempted to leave the harbor on July 3d, but were captured and destroyed. Garrison and troops in vicinity, 37,825, surrendered on July 14th.

SPANISH CASUALTIES AT SANTIAGO.

	Killed	Wounded	Missing	Total	Engaged
Total	94	473	123	690	

SKIRMISH AT SEVILLA.

June 24th, 1898.

Regts.	Killed.	Wounded.	Missing.	Total.	Engaged
1st Cav.	7	8		15	244
10th	1	10		11	220
1st Vol.	8	34		42	500
Total	16	52		68	964

SPANISH CASUALTIES AT SEVILLA.

	Killed	Wounded	Missing	Total	Engaged
Total	9	28		37	

PHILIPPINE WAR.

SKIRMISH AT BALANGIGA, SAMAR.

September 28, 1901.

Regiments	Killed	Wounded	Missing	Total	Engaged
9th U. S.	45	11	7	63	72
Philippinos					300

The Philippinos, armed with bolos and but very few rifles, made the attack at dawn of day when the soldiers were at break fast and unarmed. It is hardly probable that a single native was killed, but the military commander could not refrain from making the usual flattering report of 140 natives killed. How the unarmed soldiers made such havoc among a superior number, is not explained.

The Philippine War covered a period between February 4, 1899 and April 30, 1902. During that time 2,561 engagements or skirmishes occurred, none of which deserve the name of battle.

The casualties, as shown below, were:

	Killed	Wounded	Died	Total	Engaged
Total	1005	2897	3141	7042	123,803

SPANISH-AMERICAN WAR
CASUALTIES AND MEN FURNISHED
BY STATES, 1898.

States	Killed	Died	Accident	Total	Deserted	Enrolled
Alabama	37	7	44	174	3,864	
Arkansas	50	2	52	63	2,728	
California	10	60	6	66	5,538	
Colorado	12	22	2	24	1,367	
Connecticut		39		39	3,127	
District of Columbia		23		23	937	
Delaware		8		8	977	
Florida		28	2	30	1,296	
Georgia		51	3	54	4,218	
Idaho	7	13	2	15	678	
Illinois		279	8	287	13,100	
Indiana		69	3	72	7,142	
Iowa	1	161	2	163	5,464	
Kansas	33	82	2	84	4,795	
Kentucky		84	5	89	5,397	
Louisiana		31	4	35	2,794	
Maine		51		51	1,826	
Maryland		32	1	33	2,597	
Massachusetts	9	272	1	273	6,792	
Michigan	3	205	2	207	6,579	
Minnesota	7	82	4	83	5,151	
Mississippi		58	1	59	3,036	
Missouri		110	8	118	8,083	
Montana	21	15	1	16	1,054	
Nebraska	35	86	1	87	3,848	
Nevada		1		1	505	
New Hampshire		32		32	1,309	
New Jersey		38	2	40	5,264	
New York	15	390	22	412	19,993	
North Carolina		59	5	64	3,802	
North Dakota	7	9	2	11	671	
Ohio	1	229	5	234	13,682	
Oregon	16	38	1	39	1,508	
Pennsylvania	16	226	7	233	16,739	
Rhode Island		11	1	12	1,578	
South Carolina		39	1	40	2,514	
South Dakota	27	35	2	37	1,064	
Tennessee	1	74	7	71	6,031	
Texas		58	4	62	6,506	
Utah	8	6		6	555	
Vermont		27			993	
Virginia		66	4	70	5,029	
Washington	26	19	1	20	1,767	
West Virginia		31	3	34	2,584	
Wisconsin	2	128		128	5,242	
Wyoming	3	12	1	13	453	
Scattering	29	373	30	393	20,046	
Total	289	3,848	168	4,015	3,069	223,235

THE COST OF NAVAL BATTLES.

The following statistics of the battles of Manila and Santiago are from the reports of naval officers:

BATTLE OF MANILA.			
Ships	No. of Shots	Cost	Tons Wt. of Shot
Baltimore.....	1,434	\$10,934	15.4
Olympia.....	1,677	10,605	13.1
Boston.....	1,106	9,778	13.7
Raleigh.....	591	8,026	10.2
Concord.....	582	6,466	8.9
Petrel.....	428	4,236	5.6
Total.....	5,818	\$50,045	66.9

BATTLE OF SANTIAGO.			
Ships	No. of Shots	Cost	Tons Wt. of Shot
Brooklyn.....	1,937	\$18,640	25.1
Oregon.....	1,903	24,960	36.6
Iowa.....	1,473	15,820	21.8
Indiana.....	1,876	14,826	19.5
Texas.....	835	6,405	8.6
Gloucester.....	1,369	3,658	2.6
Vixen.....	45	97	0.3
Total.....	9,474	\$84,406	114.3

At Santiago out of 9,474 shots fired from guns of large and small caliber there were 124 hits. The Oquendo was hit 61 times, the Viscaya 28 times, the Maria Teresa 29 times, the Colon 6 times. The hits seemed few in number, but they were sufficient.

CALENDAR 1898.

S M T W T F S							S M T W T F S							S M T W T F S												
1							1 2 3 4 5 6 7							1 2 3												
2 3 4 5 6 7 8							8 9 10 11 12 13 14							4 5 6 7 8 9 10												
JAN.	9	10	11	12	13	14	15	MAY	15	16	17	18	19	20	21	SEPT.	11	12	13	14	15	16	17			
	16	17	18	19	20	21	22		22	23	24	25	26	27	28		18	19	20	21	22	23	24			
	23	24	25	26	27	28	29		29	30	31		25	26	27	28	29	30								
	30	31																								
1 2 3 4 5							1 2 3 4							1												
6 7 8 9 10 11 12							5 6 7 8 9 10 11							2 3 4 5 6 7 8												
FEB.	13	14	15	16	17	18	19	JUNE	12	13	14	15	16	17	18	OCT.	9	10	11	12	13	14	15			
	20	21	22	23	24	25	26		19	20	21	22	23	24	25		16	17	18	19	20	21	22			
	27	28								26 27 28 29 30							23 24 25 26 27 28 29									
	29	30	31								1 2							30 31								
1 2 3 4 5							3 4 5 6 7 8 9							1 2 3 4 5												
MARCH	6	7	8	9	10	11	12	JULY	10	11	12	13	14	15	16	NOV.	6	7	8	9	10	11	12			
	13	14	15	16	17	18	19		17	18	19	20	21	22	23		13	14	15	16	17	18	19			
	20	21	22	23	24	25	26		24	25	26	27	28	29	30		20	21	22	23	24	25	26			
	27	28	29	30	31								27 28 29 30													
1 2							1 2 3 4 5 6							1 2 3												
APRIL	3	4	5	6	7	8	9	AUG.	1	2	3	4	5	6	DEC.	4	5	6	7	8	9	10				
	10	11	12	13	14	15	16		14	15	16	17	18	19	20		11	12	13	14	15	16	17			
	17	18	19	20	21	22	23		21	22	23	24	25	26	27		18	19	20	21	22	23	24			
	24	25	26	27	28	29	30		28	29	30	31		25	26	27	28	29	30	31						

FRENCH-AMERICAN-ENGLISH

WAR 1754-1760.

✓ FORT NECESSITY, July 4, 1754.

Army	Killed	Wounded	Captured	Total	Engaged
Americans	25..	75....	600....	700....	700
★French-Ind.	1000

George Washington was in command at Fort Necessity, and surrendered, July 4, 1754, after a contest of one day.

✓ FT. DUQUESNE, July 9, 1755.

Am.-En.	700..	500....	1200....	2500
★French-Ind.	11..	42....	53....	400

✓ BATTLE OF LAKE GEORGE, July 6, 1757.

★Am.-English	300....	6000
French	1000....	4000

✓ FT. OSWEGO, August 14, 1756.

Am.-English	1400....	1400....	1400
★French	2000

✓ LOUISBURG, July 27, 1758.

★Am.-En.	12000
French	6000....	6000....	6000

✓ QUEBEC, Sept. 13, 1759.

★Am.-En.	175..	610....	225....	1010....	8000
French	240..	870....	290....	1400....	14000

RECAPITULATION.

Am.-En.	900..	2445....	5738....	3117....	50000
French	260..	1150....	1500....	2910....	20000

AMERICAN-INDIAN WARS.

BRUSHY RUN, ⁽¹⁷⁵⁷⁾ 1763.

Army	Killed	Wounded	Missing	Total	Engaged
Colonists*	100..	150....	250....	600
Indians

BIG KANAWHA RIVER. (Oct 10, 1774)

U. S. *	70..	70....	140....	500
Indians	28..	28....	200

FT. PHIL KEARNY, Dec. 21, 1866.

18th Inft.	103..	103....	103
Indians	100

Fort Phil Kearny, one of the worst disasters in the history of our army, was caused by an incompetent regular colonel, who ordered out the detachment to drive away a few mounted Indians who came within calling distance of the fort, and permitted the troops to go out without ammunition except the charges in the carbines. The encounter took place a mile or more from the fort. The firing was heard at the fort and lasted about 15 minutes, when it ceased, and the Indians, armed with bow and arrows, despatched the

entire company when they found the soldiers could make no further resistance. Not a soldier slain had a cartridge box with him. Col. Fetterman and Capt. Brown are supposed to have shot each other simultaneously. The dead comrades were brought to camp the next day. Their remains have since been removed to the Little Big Horn cemetery and there rest in unknown graves.

TYPOGRAPHICAL MONUMENT

★
 DANL THORRY
 ★★ 18th Infy
 ★★ 2nd Cav.
 W.M. BETZLER
 JAS. KEAN
 LIEUT. GEORGE W. GRUMMOND

AUGUSTUS LANG HUGH MURPHY
 WM. DUTE
 J. D. THOMAS C.M. TAYLOR R. LENNON THOS. BURK

A. H. WATERS **IN MEMORY** J. M. WEAVER
 MARTIN KELLY F'K ACKERMAN

FACOL ROSENBERG F. P. SULLIVAN PAT. SMITH WM. MORGAN

F. S. GORDON F. RAYMOND PAT. GALLAGHER

PATRICK ROONEY JOHN MAHLER M. O'GARRA

T. CULLINANE **OF THE 103 KILLED** JOHN QUINN

G.W. BURRELL GUS. A. BAUR

G. W. WATERBURY ALEX. SMITH C. E. BISSELL

GEO. PHILIPS MICHAEL SHARKEY F. KARSTON

GEORGE DAVIS PERRY F. DOLAN ASA H. GRIFFIN

M. KINNEY **FT. P. KEARNY.** F. HOUSER

ASA BAKER HER. KEIL

JAMES KELLY ADOLPH METZGER JOHN McCARTY

T. AMBERSON T. BROGLIN CHARLES GUMFORD

W. L. BUGBEE W. L. CONROY CHARLES CUDDY

P. CLANCEY **Dec. 21, 1866** R. DANIEL

N. FOREMAN U.B. DORAN

N. S. DEMING A. FITZGERALD DANIEL GREEN

JOHN GITTER FREDERICK JONES JAMES RYAN

A. P. McGUIRE JOHN M. KOLLY FRANK PAYNE

DELOS REED THOMAS M. MADDEN FREDERICK HERRIGAN

J. WOODRUFF J. THOMPSON H. BUCHANAN M. DIHRING

MICHAEL HARTEN CAPT. F. H. BROWN PATRICK SHANNON

GEORGE W. NUGENS GEO. E. R. GOODALL OLIVER WILLIAMS

LIEUT. COL. WM. J. FETTERMAN H. E. AARONS ISAAC FISHER
 AND JAMES S. WHEATLEY, Citizens, and 24 SOLDIERS, NAMES UNKNOWN

FT. WAYNE, Sept. 1790.

Regulars	183..	31....	214....	1453
Indians

LITTLE BIG HORN, June 25, 1876.

7th Cav.	262..	52.... 314....	850
Indians	250



- | | |
|--------------------------|----------------------------|
| 1 Minneconjon Village | 6 Reno's Attack |
| 2 Brule Village | 7 Reno's Retreat |
| 3 Ogalallas and San Arcs | 8 Custer's Attack |
| 4 Uncapapa Village | 9 Custer's Line of Retreat |
| 5 Blackfoot Village | 10 The Monument |

The loss of 262 men killed at the battle of the Little Big Horn was the result of a conceited military man being entrusted to do something that he was not familiar with, i.e: Indian Warfare. It is simply nonsense to state that the Indians were there in overwhelming numbers. The band was known, almost to a man, as a group of about 200 discontented men and their families who had left the reservation. The highest estimate for troops to capture the band was 800 men. The cavalry and infantry on the expedition was nearly double that number. The Indians were endeavoring to get away, with no intentions of giving battle, and were surprised in the morning to find that the cavalry, by an all night march, had caught up with them, and was forming in line in their rear while another party had gained possession of their route to escape. There was no alternate but to fight, which they did, and did it well. Of course the cavalry dismounted, every fourth man holding his own and 3 other horses. The Indians knowing that the men with the horses were unable to make any resistance, commenced the attack on them and by shots, yells and shaking buffalo robes, stampeded the horses and later on the entire body of troops. The troops with Reno after gaining their horses, fell back to the east side of the river where they took up a good position and remained inactive the rest of the day. Custer and the men with him were all killed—they left no record—except their dead bodies and their dead horses, which showed the Indians method of attack and its success. The infantry arrived the next morning after a night march of 30 miles. No dead Indians were found on the battle field.

SAND CREEK, COLORADO, Nov. 9, 1864.

3d Colo. Cav.	9..	44....	1....	54....	1000
Ind'ans	600..	600....	600

The attack on the Indian camp at Sand Creek was in the night. Before going into battle the commander in an address to the soldiers said, "Remember, the Indians take no prisoners," which the soldiers inferred that they were to take no prisoners, and they took none. The greater part of the Indians thus slaughtered were old men, squaws and children. Another account reports only 60 Indians killed and that the rest escaped to the Arkansas River.

TIPPECANUE, Nov. 11, 1811.

Reg.-Vol.	42..	137....	179....	1000
Ind'ans	500

WHITE STONE HILL, DAKOTA, Sept. 3, 1863.

6th Iowa Cav.	11..	22....	33....	500
2d Neb.	6..	14....	20....	200
Ind'ans	100..	156....	256....	700

The Indian camp destroyed at White Stone Hill was composed largely of squaws and children. The killed were not counted.

BLACK HAWK WAR.

SYCAMORE CREEK.

Volunteers	25..	25....	275
Ind'ans	5..	5....	40

—Near FT. WINNEBAGO, July 21, 1832.

Regulars	1..	8....	9....	2500
Indians	16..	16....	50

BAD AXE, August, 2, 1832.

Regulars	7..	17....	24....	2500
Ind'ans	68..	68....	400

THE REBEL ARMY.

Never less than 500,000 and during the war 1,500,000 men were in their army.

It will never be known, within some hundreds of thousands, just how many men were in the rebel army. The constant reiteration, by Southern speakers and writers and Northern sympathizers, that there were only 600,000 is too absurd to be entertained for a moment by any well-informed man. All the facts indicate that there were between double and treble that number.

The census of 1860 showed that there were 1,064,193 white men of military age in the 11 seceding States. Here is the way they were distributed:

Alabama.....	99,967	North Carolina.....	115,369
Arkansas.....	65,231	South Carolina.....	55,046
Florida.....	15,739	Tennessee.....	159,353
Georgia.....	111,005	Texas.....	92,145
Louisiana.....	83,456	Virginia.....	196,586
Mississippi.....	70,295	Total.....	1,064,193

Between 1860 and 1865—five years—fully 300,000 white boys in the States named attained their eighteenth year.

The rebel loss during the same time from those who passed their forty-fifth year was inconsiderable, since they discharged no man from the service because he had reached his forty-fifth birthday.

Next, we have the contingent from the Border States. These had, of white men of military age, in 1860 as follows:

Delaware.....	18,273	Missouri.....	232,781
Kentucky.....	180,589	Scattering.....	5,000
Maryland.....	102,715	Total.....	339,358

With the exception of Delaware, whose quota was swelled by several thousand Pennsylvanians, these States furnished but 44.8 per cent. of their white military population to the Union armies, where the Northern States sent 63 per cent. of theirs. We are justified, therefore, in assuming that 19 per cent. of their white men of military age went into the rebel army. This would make 101,517 men.

Then, we know that every man and boy capable of carrying a gun or marching a mile was made to do some form of military duty. Nothing hardly short of being actually bedridden could excuse him. If he was not able to go to the field, he could guard prisoners, bridges and fortifications, or help conscript able-bodied men. It is not too much to add 200,000 for young boys and men over age, who formed the Junior and Senior Reserves, did guard duty in the rear, and were frequently found in the actual line of battle, as before Petersburg and Atlanta.

This gives us, then:

Whites of military age in 1860.....	1,064,193
Whites who reached 18 years before 1865.....	300,000
Border State men.....	106,517
Junior and Senior Reserves.....	200,000
Total.....	1,671,710

From which we should deduct the following white men furnished the Union army.

Alabama.....	2,576	North Carolina.....	3,156
Arkansas.....	8,289	South Carolina.....	
Florida.....	1,290	Tennessee.....	31,092
Georgia.....		Texas.....	1,968
Louisiana.....	5,224	West Virginia.....	32,068
Mississippi.....	445	Total.....	86,206

We should also deduct, say, 100,000 for cripples, etc., who were not capable of performing any military service, or who successfully evaded it. This makes a total of 186,206 deductions, and the rebels an available total of 1,579,506 men.

How well they worked this available total is shown by the records of North Carolina, which is the only State in the South that has any real statistics bearing on the subject. North Carolina has printed the rosters of the regiments she sent into the Confederate army, and these have the names of 125,000 men, but do not include those of the eight regiments of Junior and Senior Reserves, and of other forces raised for local defense. That is, North Carolina put into her regular Confederate regiments 10,000 more men than she had of military age in 1860. This would be an increase of 11½ per cent. If the other ten seceding States did as well—and they probably did better, since North Carolina was accused by them of having less zeal for secession than any other—it would make the aggregate furnished by the eleven rebel States—exclusive of Home Guards—1,156,000. The Home Guards, Junior and Senior Reserves, and similar organizations, which played substantially the same part as our three-months men, 100 days men, etc., would raise the total up to fully 1,500,000.

The rebel soldiers first enlisted for one year, but in 1862 they were ordered to remain in service under an act of the Confederate Congress which declared every white man in the country between the ages of 18 and 45 a soldier until the end of the war. No new regiments or battalions were to be formed, but all recruits were to be put into the ranks of those already in existence. If a man volunteered he was allowed to choose his regiment. If he waited to be conscripted he was put into one which needed him most. This was tyrannical, but very shrewd, and much wiser than our policy of letting old regiments run down to nothing and continually raising new ones.

The permanent organizations under this law, and which were constantly recruited by relentless conscription, were as follows:

STATES	No. Infl. Regts.	Battalions	Cav.Regts	Bat's Batteries
Alabama.....	55.....	11.....	8.....	16.....
Arkansas.....	35.....	12.....	6.....	2.....
Florida.....	10.....	2.....	2.....	1.....
Georgia.....	68.....	17.....	11.....	2.....
Louisiana.....	34.....	10.....	3.....	1.....
Mississippi.....	49.....	6.....	9.....	4.....
North Carolina.....	69.....	4.....	1.....	5.....
South Carolina.....	33.....	2.....	7.....	1.....
Tennessee.....	61.....	2.....	21.....	11.....
Texas.....	22.....	5.....	28.....	4.....
Virginia.....	65.....	10.....	23.....	11.....
Border States.....	21.....	4.....	9.....	5.....
Confederate States Regulars.....	7.....		6.....	1.....
Total.....	529.....	85.....	127.....	74.....

Besides, Georgia had two battalions of heavy artillery; Louisiana, two regiments; North Carolina, two battalions; South Carolina, one regiment and one battalion; Tennessee, one regiment and one battalion; and Virginia, one regiment; making five regiments and six battalions of heavy artillery.

In all, the regular Confederate forces were equal to 764 regiments of 10 companies each. If we assume that these were kept at an average strength of 500 men each, or 50 men to a company, we have a constant strength approximating 400,000, without counting the men under State organization for local purposes. The rolls of the North Carolina regiments show that many of them had over 1,500 men from first to last, and some over 1,800. The 26th North Carolina went into the battle of Gettysburg "with over 800 men."

A collocation of the meager and scattering returns in possession of the War Department show that probably the rebels had nearly all the time a force approximating 500,000 effective men in the field.

For example, one compilation is as follows:

Department of Virginia, July 20, 1862	119,242	
" Henrico		No returns
" North Carolina, July 15, 1862	26,826	
" S. Car. & Ga., June 30, 1862	35,656	
" East Tennessee, June 30, 1862	24,895	
" southwestern Virginia		No returns
" No. 2, July 1, 1862	96,549	
" Middle & East Fla., June 30, 1862	3,390	
" Trans-Mississippi, May 31, 1862	10,873	
Army of New Mexico		No returns
District of the Gulf, June 30, 1862	10,618	
Total	328,049	

It will be seen that this omits several important sections, where the rebels had strong forces, and it was also after the heavy fighting in the early part of 1862, after Pea Ridge, Fort Donelson, Shiloh and the Peninsular campaign.

Six months later, and after Antietam, Perryville and Corinth, another abstract—still with important omissions—shows that the rigorous conscription was swelling the ranks remarkably.

Department of Northern Virginia, December 31, 1862	152,842
" Western Virginia, " 31, 1862	6,731
" Henrico " 10, 1862	2,680
" N. C. & S. Virginia " 31, 1862	50,871
" East Tennessee " 31, 1862	15,435
" N. C. Ga. & Florida " 30, 1862	32,170
" The West " 10, 1862	99,536
" Miss. & East La. " 31, 1862	70,155
Valley District of Virginia, November 30, 1862	1,788
Trans-Mississippi, November 30, 1862	17,231
Total	449,439

As the war progressed the conscription became more drastic and searching. The whole Southern Confederacy was one vast military prison, where every man was enrolled, kept under constant surveillance, and liable at any moment to be sent to the front. Men who had been disabled for active duty in the field were sent back to guard prisons, bridges and communications, and form conscripting parties, and send

to the front able-bodied men who had been doing that duty.

Finally, when every available white man had been brought out, they began organizing the negroes in the winter of 1865, but the collapse of the Confederacy stopped this.

These facts must convince every reasoning man that, from the first to the last, the rebels had fully 1,500,000 men who did military duty.

DEATHS IN UNION AND REBEL PRISONS.

Prisons Unknown	Known	Total	Prisons	Unknown	Known	Total	
Alton, Ill.	662	1,556	2,218	Annapolis	2,285	204	2,489
Camp Chase	4	2,098	2,102	Andersonville	12,793	921	13,714
C'p Douglas	7	4,025	4,032	Danville, Va.	1,172	155	1,337
Elmira		2,956	2,956	Florence, S.C.	199	2,799	2,998
Finns Point		1,434	1,434	Richmond, Va.	842	5,700	6,542
Ft. Del.		2,401	3,401	Salesbury,....	94	12,032	12,116
Indianap'is		1,556	1,556	Charleston...	357	123	380
Pt. Lookout	4	3,442	3,446				
St. Louis		1,010	1,010				
Rock Island	4	1,956	1,960				
Total	681	22,434	23,115	Total	17,508	22,011	39,576

This includes only the deaths in the largest of rebel prisons. As 13 other prisons are not reported, it is probable that the total number of deaths in rebel prisons would reach the enormous figure of 70,000.

Annapolis was a camp for paroled prisoners and the deaths occurred while in transit or immediately after arriving there.

UNION IN REBEL PRISONS.

Deaths	26,328
Paroled-Exchanged	154,330
Illegally Paroled	1,144
Escaped	2,773
Joined Rebel Army	3,170
Unaccounted for	
Total	188,145

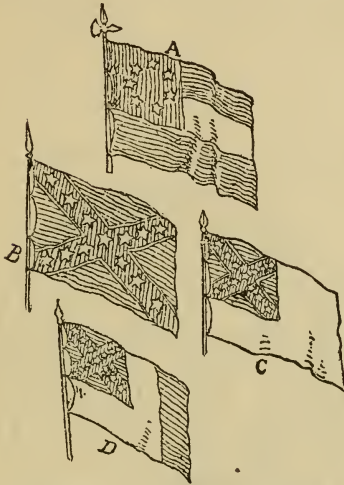
REBELS IN UNION PRISONS.

Died	26,774
Exchanged	101,768
Released	88,394
Escaped	2,098
Joined Union Army	5,452
Unaccounted for	3,084
Paroled	248,599
Total	476,169

The writer visited several encampments of Confederate veterans, and made it a point to question those he conversed with about being captured and prison life. The enquiry established the fact that about one third of the veterans had been prisoners at some period during the war. At that ratio it is easy to figure out the Confederate army at above 1,500,000 men.

CONFEDERATE FLAGS.

Banners Under Which Southern Soldiers Fought



A—The Stars and Bars.

C—The Camp Flag.

B—The Battle Flag.

D—Last Flag of the Confederacy

In March, 1861, the Confederate Congress adopted as the national emblem the so-called "Stars and Bars." It was made up of three horizontal bars of red, white, and red, with a blue union in the upper left-hand corner, on which were displayed thirteen white stars in a circle, thus giving the historical red, white, and blue, which tri-color appeared in all the succeeding changes.

The resemblance of this to the "Stars and Stripes" led to confusion, mistakes, and loss of life in the battle of Manassas, and shortly after that action another flag was born to the Confederacy, in September, 1861.

The battle flag was then adopted. This, in the language of heraldry, was a red field charged with a blue saltier, with a narrow border of white, on which were displayed thirteen white stars; in other words, a blue St. Andrew's cross on a red ground. This was easily distinguishable, and was never changed.

The stars and bars were in '63 supplemented by the camp flag.

This was in size and shape like the other, except that it was white with no stripes, and the battle flag in the upper corner, next the staff. It was found deficient in actual service, in that, displaying so much white, it was sometimes apt to be mistaken for a flag of truce, and on Feb. 24, 1865, it gave place to the last flag of the Confederacy, the outer half being a red vertical bar. Appearing so late in the war, it was not so familiar as the others—in fact, was comparatively little known.

CONFEDERATE MONEY.



When Louisiana seceded January 26, 1861, the new government seized the United States mint at New Orleans and struck \$254,820 double eagles and \$101,316.50 half dollars, using the United States dies for 1861. The bullion was exhausted in May, 1861, and the coinage ceased. The U. S. dies were destroyed. A confederate state die was then made to be used for silver half dollars. It had the Goddess of Liberty the same as the United States coin on one side, and the stars and bars of the confederacy in a coat-of-arms, flanked by a stalk of cane and one of cotton on the other side.

Four half dollars were struck with a die on a screw press, and they comprised the entire coinage of the confederate states. It was found in examining the coin that it would not be fit for use, as the relief was too high. The coins were not even milled.

BATTLE RECORDS.

A COMPARISON OF 21 BATTLES SHOWING THAT THE
VOLUNTEERS WERE BETTER SOLDIERS
THAN REGULARS.

Copyright by W. P. Kremer, 1898.

The idea that regulars, officers and men, by reason of their discipline and knowledge of drill, are superior to the volunteer soldiers is a fallacy that has long been imposed upon the world. The facts gathered from a careful examination of all the great battles during the civil war discloses the fact that the volunteer regiments made the best records with but one exception, and that the regular regiments did not make even a fair fighting record.

The best soldiers this country ever produced were volunteers who enlisted from patriotic motives, and had no desire to become soldiers for life, or adopt that calling as a vocation.

The account commences with the first general engagement of the civil war and continues to the close. The first is

BULL RUN, July 22, 1861.

	Killed	Wounded	Missing	Total	Engaged
1st Minnesota.....	42.....	108.....	30.....	180.....
U. S. Regulars.....	10.....	20.....	53.....	83.....

Thirteen other volunteer regiments had a greater number killed. In the Confederate army at the same battle, 11 out of the 35 regiments engaged, had more men killed than our regulars. We quote next

WILSON CREEK, Mo., Aug. 10, 1861.

1st Kansas.....	77.....	187.....	20.....	284.....	800
1st Missouri.....	76.....	208.....	11.....	295.....	895
1st U. S. Regulars.....	19.....	52.....	9.....	80.....	350
2d U. S. Regulars.....	15.....	44.....	2.....	61.....	300

The volunteer regiments in this engagement reported the number of men carried into action. The two regiments which made the above gallant record, were three-months men, with term of service nearly expired. The records of these two regiments were never surpassed, or anywise near approached by regulars during the civil war. In the next general engagement no regulars participated, but in order to show the good fighting qualities of the volunteers, it is here quoted:

FORT DONALSON, Feb. 16, 1862.

11th Illinois.....	70.....	181.....	88.....	339.....	500
8th Illinois.....	54.....	188.....	242.....	613
18th Illinois.....	53.....	157.....	18.....	228.....

Thirty-six regiments participated in this battle and the average killed per regiment was 14.

The next engagement occurred on April 6, and stands on the records as the most severe battle of the

war. The 68 regiments which stood the attack on Sunday had an average of 22 killed per regiment, and with the additional 40 which arrived during the night, and participated on Monday, the average still stands 16 per regiment, or 4 more per regiment than occurred at Gettysburg, and 10 more than were lost at Cold Harbor, where 304 regiments were engaged—the largest army that participated in any one engagement.

Here are the regiments which made records at
SHILOH, Tenn., April 6, 1862.

6th Iowa	65	100	37	202	625
9th Illinois	61	300	5	366	500
77th Ohio	51	116	51	218	
15th U. S. Regulars	4	59		63	336
16th " "	6	50		56	284
15th Iowa	21	156	8	185	

The 15th Iowa arrived on the battlefield at ten o'clock in the morning, when they received their first arms and equipments. Their loss shows in the most conclusive manner that the country boys can be depended upon in time of need, and that discipline and drill do not necessarily make a brave or good soldier.

WILLIAMSBURG, Va., May 6, 1862.

70th New York	79	138	113	330	600
72d New York	59	90	46	195	
Regular Cavalry	2	1		3	

Thirty-six regiments engaged averaged 12 killed per regiment.

"On to Richmond," is the next in order, which shows some remarkable records on the Union side. 149 regiments were engaged, and the average killed per regiment was only one less than at Gettysburg.

CHICKAHOMINY, June 25th to July 2, 1862.

83d Pennsylvania	79	166	177	362	
9th Massachusetts	69	281	43	393	
22d " "	69	153	124	346	650
12th Regulars	55	106	56	217	

Twelve regular regiments participated and their average killed amounted to 12. 13 Massachusetts regiments averaged 16 killed.

The Confederate regiments on the Chickahominy did their best, and their records at this place were never broken. They stand as follows:

20th North Carolina	93	297	6	396	
44th Georgia	80	304	16	400	514
11th Alabama	76	240	11	237	

The Confederate army at this period was in its prime, was looking for fight and went in with a vim. They got just what they were looking for, as their mortality list plainly shows—16 per regiment killed throughout the 181 regiments engaged, a loss never equalled in after years.

MANASSAS, August 30, 1862.

5th New York	79	170	48	297	
19th Indiana	47	168	44	259	
14th Regulars	18	126	34	178	

New York State had 53 regiments in this action and

averaged 12 killed, 12 regular regiments averaged 6.

ANTIETAM, Sept. 17, 1862.

15th Massachusetts	57	238	23	318	600
12th "	49	165	10	224	
59th New York	48	153	13	224	
2d U. S. Sharpshooters	13	51	2	66	

One hundred and seventy regiments on the Union side sustained an average loss of 12 killed per regiment.

PERRYVILLE, October 8, 1862.

15th Kentucky	66	130		196	
10th Ohio	60	179		329	
1st Wisconsin	58	132	14	204	
18th Regulars		3		3	

Forty-eight regiments participated and had an average of 19 killed. Ohio had 12 regiments in this action and averaged 21 killed.

FREDERICKSBURG, December 11th to 15th, 1862.

145th Pennsylvania	34	152	43	229	500
16th Maine	27	170	34	231	427
6th Regulars	5	22	1	28	

The Union army was represented by 249 regiments—only ten less than at Gettysburg, but the fighting was not so severe, as the average killed amounted to only 5 per regiment. The Confederate army had 134 regiments engaged. The greatest regimental loss was the 14th Georgia, 22 killed. Average regimental killed, 3.

STONE RIVER, December 26, 1862.

18th Regulars	60	224	7	291	602
21st Illinois	57	187	59	303	
36th Illinois	46	151	15	212	

In this battle, the only one during the war, a regular regiment made a higher record than the volunteers. The five regular regiments averaged 19 killed, which was higher than any State loss.

CHANCELLORSVILLE, May 1st to 3rd, 1863.

16th New Hampshire	41	213	63	317	558
61st Ohio	33	27		60	
1st U. S. Sharpshooters	11	51	6	68	

One hundred and seventy-five regiments engaged, the average killed, 6 per regiment.

VICKSBURG, May, June, 1863.

22d Iowa	27	118	19	164	
12th Missouri	26	82		108	
1st Regulars		3		3	

Eighty-eight regiments were engaged and sustained loss in the reduction of Vicksburg. They averaged 5 killed per regiment.

GETTYSBURG, July 1, 2 and 3, 1863.

24th Michigan	67	210	86	367	496
147th New York	60	144	92	296	380
111th "	58	177	14	249	390
17th Regulars	25	118	7	150	265
11th "	19	92	9	120	285

This was the largest assemblage of troops that had met in battle up to that date, and the loss sustained throughout the army shows good fighting qualities, and averaged 12 killed to the 259 regiments engaged. Michigan averaged 22 for her 9 regiments, while New York with 70 regiments come out of the action with an average of 14 killed. The regulars with 14 regiments averaged 11. The Confederate army also made some good records, though below the high-water mark of 1862. Their showing is as follows:

26th North Carolina.....	86.....	502.....	588.....	800
11th " "	50.....	159.....	209.....	
42d Mississippi.....	60.....	205.....	265.....	

The Confederate army had 183 regiments in this action and their killed amounted to 14 per regiment.

CHICKAMAUGA, Sept. 20, 1863.

9th Ohio.....	48.....	185.....	16.....	249.....	
87th Indiana.....	40.....	142.....	8.....	190.....	
18th Regulars.....	33.....	152.....	118.....	303.....	587

One hundred and forty-five regiments engaged, and had an average of 11 killed. The 5 regular regiments averaged 14, and the 25 Illinois regiments had the same average.

MISSIONARY RIDGE, Nov. 26, 1863.

15th Indiana.....	24.....	175.....	199.....	334
93d Illinois.....	20.....	46.....	27.....	93.....	
15th Regulars.....	4.....	11.....	1.....	16.....	236
18th Regulars.....	1.....	28.....	29.....	366

The loss in this battle only averages 4 for the 170 regiments engaged. State troops from Iowa, Illinois, Indiana and Ohio averaged 5 per regiment.

FORT DARLING, May 6, 1864.

118th New York.....	42.....	111.....	46.....	199.....	
3d New Hampshire.....	39.....	182.....	16.....	237.....	726
2d U. S. Cavalry.....	3.....	5.....	8.....	

Sixty regiments in action had an average of 10 killed.

WILDERNESS, May 5, 6 and 7, 1864.

57th Massachusetts.....	57.....	158.....	30.....	245.....	
2d Vermont.....	49.....	285.....	14.....	348.....	675
12th Regulars.....	15.....	51.....	44.....	110.....	

Two hundred and forty-eight regiments engaged and averaged 9 killed. Vermont with 8 regiments averaged 26. Massachusetts with 24 regiments averaged 12. New York with 60 regiments averaged 9, and 12 regular regiments averaged 7.

SPOTSYLVANIA, May 8th to 21st, 1864.

15th New Jersey.....	75.....	159.....	38.....	272.....	
49th Pennsylvania.....	50.....	180.....	44.....	274.....	
1st Maine Heavy Artillery	81.....	395.....	5.....	481.....	
11th Regulars.....	17.....	101.....	10.....	128.....	

Ten regular regiments averaged 6, 27 Massachusetts regiments 14, 66 New York regiments 9, 66 Pennsylvania regiments 11, and the 14 Michigan regiments 14. The 249 regiments in this battle averaged 10 killed.

COLD HARBOR, June 2d to 15th, 1864.

2d Conn. Heavy Artillery..	85.....	221.....	19.....	325.....
8th N. Y. Heavy Artillery..	80.....	339.....	56.....	505.....1654
23d Pennsylvania.....	47.....	134.....	29.....	210.....
1st U. S. Sharpshooters....	6.....	9.....	15.....

In this series of battles 304 regiments took part and met with loss. In fact this was the greatest battle ground of the war if the number of troops are to be taken into consideration, but the fighting falls far below the usual casualties, as it only averaged 6 killed per regiment. The regiments which appear here and at Spotsylvania as heavy artillery, were monster organizations drilled in the infantry and artillery service, and in computing or comparing their loss it must be remembered that they were equal in number to three or four of the old infantry regiments. New York led as usual with the number of regiments, 91, and met with an average loss of 7 killed. Ten regular regiments averaged 2, and 9 Vermont regiments averaged 10 killed.

CEDAR CREEK, October 19, 1864.

2d Massachusetts Cavalry..	7.....	16.....	1.....	24.....
3d " " " " " "	6.....	31.....	39.....	76.....
1st Regular Cavalry.....	2.....	5.....	7.....

Comparison made with cavalry, as no regular infantry was engaged.

One hundred and five regiments participated in this battle, and sustained an average of 6 killed.

VOLUNTEERS GOOD, WHITE OR BLACK.

It made no difference whether the volunteer was white or black so far as fighting qualities were concerned, as the following record shows:

OLUSTEE, Florida, Feb. 20, 1864.

8th U. S. Colored.....	49.....	188.....	73.....	310.....	575
1st N. Carolina Colored...	22.....	131.....	87.....	230.....	
47th New York, (White)...	30.....	197.....	93.....	413.....	

Ten regiments engaged, three of which were colored, and the killed averaged 20.

The 21 general engagements as shown in the foregoing tables represent all the hard contested battles from the commencement of hostilities until the final collapse of the Confederacy.

If records had always been kept and presented to the public in an impartial manner, as they are here for the first time in the world's history, George Washington would not have asked the question, "Did the volunteers stand the fire of the English regulars?" He would have known they would!

When the fact is thoroughly understood by the intelligent people that the volunteer is more reliable than regulars, there will be no need of large standing armies, proficient in everything but courage, patriotism and usefulness.

A careful review of West Point graduates and officers of the regular army shows that many of those who are painted as heroes were neither brave, patriotic, skillful or careful. The fact must always stand, that Grant cowed like a sneaking cur and sought seclusion and safety in the ladies' cabin on a steamer in the Tennessee River when he thought the battle was going against the Union army at Shiloh. Fitz John

Porter permitted the Union army to be defeated at Manassas rather than obey an officer he disliked, which shows that patriotic motives formed no part of his movements. The Ball's Bluff disaster was largely due to the incompetency of Gen. Charles P. Stone, and the strong outpost at Harper's Ferry was surrendered by Col. Miles, with near 13,000 men, almost without firing a shot. The garrison was properly supplied and could have successfully resisted the entire Confederate army for twenty days.

Gen. W. S. Rosecrans cowardly fled from the battlefield of Chickamauga at 10 o'clock in the morning and sought shelter on the banks of the Tennessee, 14 miles from the battle, and there seized and used every church for a hospital except the denomination to which he belonged.

Gen. Sherman on the evening of April 5, in a dispatch said: "I do not apprehend anything like an attack on our position." At that time fully 38,000 Confederates were in line of battle and going into bivouac within two miles of his camps, and at daylight the next morning commenced a furious assault which killed 1,800 men and wounded 8,000 Union soldiers within ten hours.

Gen. Sturgis, by his bad management, became responsible for the Guntown disaster and the loss of 2,300 troops.

Gen. Custer, with all his military education and 850 cavalry and 1,000 infantry, permitted himself and 262 brave soldiers to be outwitted and slaughtered by a handful of unlearned Indians and squaws on the Little Big Horn, and Captain Fetterman and 103 of his comrades fell victims to the same unmilitary band at Fort Phil Kearny.

Taking these disasters in all their surroundings, volunteers could not have done worse, if selected at random, from hod carriers, blacksmiths or any other honorable vocation in life.

Per centage of desertion among regulars..... 24
 " " " volunteers..... 6

IN OTHER WARS.

BUENA VISTA, MEXICO, Feb. 22, 1847.

Regts.	Killed	Wounded	Missing	Total Engaged
2d Illinois.....	44	74	121..... 500
2d Kentucky.....	44	57	101..... 600
1st U. S. Dragoons	6	6..... 600

CERRO GORDO, MEXICO, April 17, 1847.

2d Tennessee.....	15	38	53.....
7th Regulars.....	9	43	52.....

MONTEREY, MEXICO, September 21, 1846.

1st Tennessee.....	26	79	105..... 600
3d Regulars.....	18	33	51..... 600

It is a noteworthy fact that the most signal defeats of English regular troops were inflicted by untrained volunteers, officered by men whose military training was not above the average of the privates under their command.

The first of these decisive engagements took place at Saratoga in 1777, when a completely equipped Eng-

lish army of 10,000 regulars laid down their arms to an army of American rebels who had not seen three months' service in the Continental army.

The second, and more striking illustration, is shown in the battle of New Orleans, where an inferior number of Kentucky mountaineers and other untrained troops almost annihilated the flower of the English army.

The third crushing reverse was when in 1881 a handful of South African Boers climbed coolly up the natural terraces of Majuba Hill and scattered like sheep a superior force of professional English soldiers commanded by officers trained for their special work.

In each case the English regulars were the invading force, choosing their own time, and in South Africa at least selecting their own position for meeting the enemy. In each case the enemy had been ridiculed in England and throughout her army as being composed of cowards, who would run away at the sight of a red-coat.

NAVAL BATTLES.

RANGER—DRAKE, April 24, 1778

Names of Vessels	No. Guns	Shots	Killed	Wounded	Total	Crew
Ranger, American	18	2	6123
Drake, English	20	42.....160

BON HOMME RICHARDS—SERAPS, Sept. 23, 1779

Bon Homme Richards	42	557	49	67	115	304
Seraps	50	600	49	68	117	320

HYDER ALL—GEN. MONK, April 8, 1782

Hyder All, A*	16	96	4	11	15	110
General Monk, E	20	180	20	33	53	136

CONSTITUTION—VENGEANCE, Feb. 2, 1800

Constitution, A	50	836	14	25	39	310
Vengeance, French	52	1136	50	110	160	330

CONSTITUTION—GUERRIER, August 19, 1812

Constitution, A*	55	700	7	7	14	468
Guerrier, E	49	587	15	63	78	262

UNITED STATES—MACEDONIAN, October 25, 1812

United States, A*	54	786	5	7	12	478
Macedonian, E	49	555	36	68	104	297

WASP—FROLIC, October 13, 1812

Wasp, A*	18	249	5	5	10	138
Frolic, E	22	292	15	47	62	110

CONSTITUTION—JAVA, December 29, 1812

Constitution, A*	54	787	9	29	34	480
Java, E	47	568	60	110	170	426

HORNET—PEACOCK, February 24, 1813

Hornet, A*	20	279	1	4	5	142
Peacock, E	20	210	5	33	38	130

CHESAPEAKE—SHANNON, June 1, 1813

Chesapeake, A	49	540	47	99	146	340
Shannon, E*	52	547	24	59	83	330

ARGUS—PELICAN, August 13, 1813

Argus, A*	20	212	6	17	23	125
Pelican, E	21	274	2	5	7	116

BATTLE OF LAKE ERIE, September 1813

9 Vessels, A*	55	1428	27	96	123	490
8 Vessels, E	63	41	94	135	502

LAKE CHAMPLAIN, September 11, 1814

14 Vessels, A*	86	1904	52	58	110	860
16 Vessels, E	92	1900	84	110	194	1000

CONSTITUTION—CYANE AND LEVANT, Feb. 20, 1815

Constitution, A*	51	644	4	10	14	456
Cyane and Levant	55	754	35	42	77	313

KEARSAGE—ALABAMA, 1864

Kearsage, Union*	7	1	2	3	163
Alabama, Rebel	8	9	21	30	144

*The star indicates the side that won the victory. See Spanish American-War for naval battles at Santiago and Manila.

SCATTERING MILITARY ITEMS

BAYONET AND SABRE WOUNDS.

Only 922 cases were treated in the hospitals during the civil war for wounds made by Sabres and Bayonets, and the greater part of these were inflicted by camp guards or in camp fights.

GREAT MARCHING RECORDS.

14TH ILLINOIS INFANTRY.		15TH ILLINOIS INFANTRY.	
Marched	4,490	Marched.....	4,299
By Railroad.....	2,330	By Railroad.....	2,403
By Steamboats.....	4,491	By Steamboats.....	4,310
Total.....	11,311	Total.....	11,012
6TH IOWA INFANTRY.			
Marched.....	4,104		
By Railroad.....	3,903		
By Steamboats.....	2,331		
Total.....	10,338		

FLOGGING IN THE ARMY AND NAVY.

Flogging was a standard and favorite system of punishment in the regular army from its foundation until August 5th, 1861, when that relic of military barbarity was abolished by Act of Congress, and the same was published for the information of the army, August 10th, 1861. Flogging as a punishment in the navy was abolished by Act of Congress, September 28th, 1850. The navy and the army both gave up their inhuman treatment of the Nations defenders when compelled to do so by laws enacted by an intelligent people and not at the officers request, or because they no longer wanted it.

LIGHTNING NEVER HIT WAR VESSELS.

No vessel in the U. S. Navy has ever been destroyed, struck or injured by lightning.

U. S. ARSENALS—WHEN ESTABLISHED.

The Springfield Armory, Springfield, Massachusetts, was established in 1795, under Act of Congress approved April 2, 1794, for the manufacture of small arms.

The Harper's Ferry Armory, Harper's Ferry, Virginia, was established in 1796. The St. Louis, Mo., Arsenal was established in 1827. No small arms were ever manufactured there, and it was given up for other purposes after the Rebellion.

The first percussion rifle for the army was made in 1845. The first change from the flint lock to the percussion musket was made in 1841, and these muskets were used to a certain extent in the war with Mexico, but the greater part of the troops were armed with flint lock muskets.

ADOPTION OF NATIONAL FLAGS.

American (U. S.) Flag	1777	German Flag	1871
Austro-Hungarian Flag..	1867	Italian Flag.....	1848
English Flag.....	1801	Mexican Flag.....	1822
French Flag.....	1795	Spanish Flag.....	1785

DESERTIONS IN UNION ARMY—Nationality Per centage.

Unistatans*	5	Other Nationalities.	7
Germans	16	Desertion among Vol.	6
Irish	72	Desertion among Regulars 24	

*Unistatan.—A native born citizen of the United States.

NATIVITY OF ENLISTMENTS 1861 to 1865.

Unistatans	1,523,000	Germans	177,800
Canadians.	53,500	Irish.	145,200
English.	45,500	Other Foreign.	74,800

No. TROOPS, CASUALTIES AND COST OF AMERICAN WARS.

Wars	Killed	Wounded	Engaged	Cost
Revolution	1,856. . . .	4,227. . . .	251,580. . . .	\$ 135,193,703
War of 1812-5.	1,877. . . .	10,353. . . .	471,622. . . .	107,159,903
Mexican War, 1846	1,551. . . .	3,453. . . .	108,260. . . .	100,000,000
Civil War, 1861-5.	112,247. . . .	226,997. . . .	2,778,304. . . .	10,189,929,900
Spanish War, 1898	280. . . .	3,848. . . .	223,235. . . .	362,101,900
Philippine War.	1,005. . . .	3,897. . . .	123,803. . . .	†200,000,000
Indian Wars.	†2,500.	106,300. . . .	†112,000,000

Total. 121,316. . . . 252,835. . . . 4,063,104. . . . 11,296,385,406
†Estimated—The exact cost unknown.

In the above table, deaths from disease or exposure is not accounted for. If we count the deaths and the casualties of the opposing armies, the aggregate would reach the appalling number of a million men sacrificed to the demon of war since the founding of the United States government.

ARTILLERY NOISY—NOT DEADLY OR DANGEROUS.

Battles	No. Shots fired	Killed	Wounded	Total	Eng'a
Ft. Pulaski, April 1862	5,270. . . .	1. . . .	3. . . .	4. . . .	500
Ft. Sumter, Aug. to Dec.	20,000. . . .	43. . . .	165. . . .	208. . . .	
Fts. St. Philips-Jackson, 1862	16,800. . . .	4. . . .	14. . . .	18. . . .	1,100
Ft. Fisher, Dec. 24, 1864	10,000. . . .	1. . . .	22. . . .	23. . . .	1,431
“ “ 26, 1864	10,000. . . .	5. . . .	23. . . .	38. . . .	
“ Jan. 12-3, 1865*	30,000. . . .	25. . . .	181. . . .	206. . . .	
Gettysburg, July 1, 2, 3, 4, 1863,	32,781.	
Stone River, Dec. 30, 1862,	20,000.	

*The casualties in the last assault is due largely to the rifle fire of the 17 regiments of Infantry which operated at close range, and not to the Artillery. At Gettysburg or Stone River there are no facts bearing on that subject, except as to the number of shots fired. A safe estimate would be 1 killed to every 500 shots

WOMEN AS SOLDIERS.

Charles D. Fuller, of Company D, 26th Pennsylvania was discharged after several months service, detected as being a female.

Sergeant Frank Mayne, Co. E, 126th Pa. Inf., deserted Aug. 24, 1862, enlisted in another regiment and was killed in battle, and when being buried, was found to be a woman whose real name was Frances Day.

Franklin Thompson, Co. F, Second Michigan, deserted. The charge of desertion was removed by the House Committee on Military Affairs, February 7th, 1887, the soldier having a good record and fought well in several battles, but proved to be a woman whose name was Miss Seylee.

45,613 Union soldiers were confined in Andersonville Prison. The greatest number confined at one time was 33,114, on Aug. 8, 1864. The greatest number deaths in one day was 127, on Aug. 23, 1864.

During the war 40 Surgeons were killed and 73 wounded.

CHAPLAINS KILLED IN BATTLE.

REV. THOMAS L. AMBROSE, 12 New Hampshire, Petersburg.
 REV. GEO. W. BARTLETT, 1st Maine Cavalry, Cold Harbor.
 REV. FRANCIS E. BUTLER, 25th New Jersey, Siege of Suffolk.
 REV. ORLANDO N. BENTON, 51st N. Y. Infantry, New Bern.
 REV. GEORGE W. DENSMORE, 1st Wisconsin Cav. L'Anquille Ferry
 REV. JOHN W. EDDY, 72d Indiana, Hoover's Gap.
 REV. ARTHUR B. FULLER, 16th Massachusetts, Fredericksburg.
 REV. HORATIO S. HOWELL, 90th Pennsylvania, Gettysburg.
 REV. LEVI W. SANDERS, 125th Illinois, Caldwell's Ferry.
 REV. JOHN M. SPRINGER, 3d Wisconsin Infantry, Resaca.
 REV. JOHN L. WALTHER, 43d Illinois, Shiloh.

SHIP, STEAMBOAT AND EXPLOSION DISASTERS.

Steamer RUTH burned on the Mississippi River below Cairo, August 4-5, 1863. About 50 lives were lost. The boat safe was supposed to contain a million dollars for paying the soldiers at Vicksburg. A few years later the wreck was located in 40 feet of water and the safe secured. It was locked but not a cent in it.

Steamer SULTANA exploded and burned on the Mississippi River 5 miles above Memphis, on April 27, 1865. 2,300 returning soldiers and citizen passengers were aboard and 1,750 are known to have perished.

The MONITOR sunk in the ocean, off Cape Hatteras, December 29th, 1862, with 20 of her crew.

Steamer GENERAL LYON sailed from Wilmington, N. C., March 28th, 1865, for New York, and was burned at sea off Cape Hatteras March 30 with all on board, including 221 discharged soldiers.

Steamer NORTH AMERICA sailed from New Orleans, Dec. 16th, 1864, with 12 cabin, 3 steerage and 225 sick and wounded soldiers. The vessel sprung a leak on Dec. 24th, off the Florida Atlantic coast and was lost. Only eight soldier survived the disaster.

Stamer CITY OF MADISON exploded at Vicksburg, August 18th, 1864. About 60 lives lost.

City Point explosion occurred August 9th, 1864. Three barges loaded with ammunition exploded, killed 60 and wounded 175.

Mobile explosion May 27th, 1865. Lives lost estimated at 500 killed and 1,000 wounded.

MILITARY MURDERERS.

Captin Avery, 102d New York Inft., March 10th, 1862, run his sword through John Falen, killing him instantly. The Captain served two years when he resigned.

General Corcoran, while passing through the picket lines, on April 12th, 1863, met and shot, and instantly killed Col. Kimball of the 9th N. Y. Inft. No record of Corcoran's arrest, trial or acquittal can be found and he remained in command until Dec. 23, 1863, when (drunk) he fell from his horse and broke his neck.

General Nelson, while in command at Louisville, Ky., after scolding Gen. Jeff. C. Davis, slapped him in the face with his hand to make it more impressive. Davis left immediately, borrowed a revolver and returned, shot and killed Nelson. Davis was not arrested.

ARMS AND WEAPONS OF ALL AGES

ARMS.

The use of weapons, offensive and defensive, doubtless had its origin in the cradle of the human race, and before the historic period. Their character and use are shrouded in the darkness and mystery which refuses to reveal the secrets wrapped up in the dawn of progressive intelligence.

CLUBS.

The mythic period connects the barbaric with the historical, in which Hercules is represented to be armed with a club or mace, which no doubt was among the first weapons used by the early races of mankind.

SLINGS.

Use of stone weapons universal of earlier as well as of distinctive or ruder races. Persians used flints or stones only. The ancient Greek light armed troops the sling, often with a plummet of lead which frequently bore the words, "Take this," or similar words. The Persians, Achæans, Acarnanians and especially the Bælians were famous slingers. The latter used either hand, and it is said that parents obligated their sons to strike their food down with a sling, from a pole where it was hung before they were allowed to eat it.

200 Rhodians, armed with slings, easily kept at bay the Persian cavalry, in the retreat of the famous "Ten Thousand" after the death of the younger Cyrus and the battle of Cunaxa. They used lead balls and could throw them twice as far as stones. 401 B. C. Slingers were an important feature in the Persian army 538 to 323 B. C.

As late as 1683 British grenadiers were armed with slings, and stone slingers were extensively used by the patriotic army in 1817 which liberated South America from Spanish rule.

ARCHERS.

Upon the cylinders found at Nimrud, ancient Calah, about 1440 B. C., shows archers, foot, on horseback and in chariots, showing that bows and arrows were in common use among the Assyrians, who were experts in their use. The Romans did not use the bow and arrow in their wars during the earliest times of the republic. They introduced it afterwards, as they borrowed the use of most of their arms from the Tuscans and Greeks who occupied Italy. Archers are of the most remote antiquity. Few nations did not use them.

Levy says Arabian archers, mounted on camels, with swords six feet long, would discharge their darts and arrows when the camel was running. Edward III, of England owed his good fortune to the skill of English archers, 1377.

The strength of the Egyptian armies in the earliest times, consisted of archers who fought either on foot, or from chariots, provided, also, with a falchion, dagger, mace, or battle axe for close combat. Clubs were also used. 3,000 to 2,000 B. C.

Arrows pointed with stone were in use at the battle of Marathon, and by Xerxes ten years later, 480 B. C. Also the favorite weapon of the Scythians, who over ran the whole of Western Asia, B. C., 609, which they used as they rode, shooting with great

precision. They generally carried besides a short spear or javelin, and sometimes a short sword or battle axe.

The Greeks and Romans employed archers to draw the enemy into action, and the exploits of the ancient Egyptians rivalled those of the archers of the middle ages. No record of its use in France until the beginning of the eighth century. Used at Crecy, Poitiers and Agincourt in battle.

CROSS BOW.

Said to have been introduced about 1100. During the 13th and 14th centuries, bow five feet long and arrows 36 inches long, were in common use. Supposed range, 240 yards.

CAVALRY—HORSEMEN.

Cyaxares, B. C. 636, Median King, organized and introduced cavalry as a military force. Before that time archers, spearmen and cavalry had been confounded together indiscriminately. Persians had cavalry and mounted men in large numbers, armed with bows, javelins, lassoes, &c. and were highly valued by Cyrus and his successors.

In Egypt cavalry was used but not highly valued. In Assyria B. C. 705. Greece, Lacedemonia did not use cavalry until after the war with Messene, B. C. 743. Athens, at time of war with Persia, when prosperity of Grecian cities was greatest, had no more than 300 horsemen, afterwards increased to 1,200. Stirrups were not used in that day. The military force of most Grecian cities at first consisted of cavalry, but heavy armed infantry gradually took its place.

LASSOES.

Lassoes were used as weapons in war by the Sagartians, also in common use among the Parthians, B. C., 256.

SWORDS, DAGGERS-SABRE, SCIMITER

Knife daggers of flint, seldom exceeding 12 inches in length, common in stone age. In bronze age, usually about 6 inches long; a later type is from 9 to 15 inches long, called bronze sword, found all over Europe from Lapland to the Mediterranean.

Iron swords are found associated with articles assigned to the third and fourth century B. C. Egypt seems to have used a straight sword two or three feet long, also a curved sword or falchion, shorter, at about the same time or earlier date.

BATTLE AXE POLE AXE.

Bronze or Iron, used by the Egyptians, shown upon their monuments, 2,000 and 3,000 B. C.

JAVELINS—DARTS.

Javelins and Darts, three feet long, one inch thick, used in the earliest times, Egypt, Chaldea, Assyria, Medea, Persia, Greece. Sometimes only a pointed stick. In others a bronze or iron point and in some cases flint. The soldier threw them before he came to a close fight. Each soldier had seven javelins. In some cases the soldier had a long cord or string attached to the javelin so he could recover it. B. C. 59.

PIKES—LANCES.

Spears used by almost all nations, 6½ feet long, pointed with flint, bronze or iron. Sicyon Greeks were at all times very warlike; time 2,089 to Sack of Corinth by Mummius, 146 B. C. Heavy Infantry arms, lances, half pikes and scimiters; light infantry with bows and slings. Close rank, charging with spears in hand, exception where spear is hurled. Historic period, 600 B. C.

Sarissa of the Macedonians, 24 to 28 feet long, pointed iron or bronze, was a huge pike or spear.

Egyptian spears short, not much over five feet long, also familiar to Assyrians, as shown upon clay cylinders found at Nimrud.

TOWERS - BATTERING RAMS.

Battering rams were in constant use under Assyrian and Babylonian monarchies, yet a wise criticism will conclude they were unfamiliar to the Persians.

Its use by the ancient Greeks and Romans was common in breaking walls, and Josephus says no wall could stand them. Used by Titus at siege of Jerusalem, year 70 and continued in use until superseded by cannon in the 14th century.

BALLISTA-CATAPULT.

Former threw stones, latter arrows, but the terms are confounded by Roman writers and an exact description of them and their use is impossible. They are probably of Grecian and Roman origin. Their effective range did not exceed 100 or 150 paces, but were capable of discharging missiles of 300 pounds weight. A twisted rope seems to have been used on both machines, if we trust Roman writers. Great Catapults, fixed upon scaffolds with wheels, used in sieges; smaller ones carried in the hand, used in the field. Josephus describes one at the siege of Jerusalem which carried off a man's head at a distance of 375 paces.

GUNS-GUNPOWDER.

The use of gunpowder in weapons of war seems to have rapidly swept away existing and ancient warlike weapons and revolutionized military tactics with astonishing suddenness, and was not without a great political influence upon the states of Europe. The use of Explosive and Fulminating powders was not unknown at an early date. At the siege of Syracuse, B. C. 212, some kind of explosive seems to have been used.

It is known to have been used to propel rockets in China in the 9th century, and in the early part of the 14th century was first employed in fire arms, but did not come into general use in warfare until the 16th century. Introduced through the means of the Saracens into Europe. Mentioned by an Arabic writer in 1249, as being used in engines of war.

Mention is made of men armed with "Gonnes" at an attack made on a Yorkshire Manor house in the reign of Edward III, of England, 1375. Sismondi says it took a quarter of an hour to charge and fire a musket.

CANNON.

First authenticated use was in battle of Cressy, 1346. Earlier use is obscure. An Arabian writer seems to describe the use of cannon in the year 1312 and 1323. Gunpowder and cannon are both mentioned in Registers of Accounts, 1338.

FLINT LOCKS.

Introduced about the middle of the 17th century and continued until superseded by percussion locks in 1834.

PERCUSSION CAPS-FULMINATES.

Fulminating powder invented in 1807. Percussion caps first used in 1834, and had come into general use before 1840.

BAYONETS.

Adopted in 1675. A first a dagger was supplied to fit the muzzle of the gun and served as a pike. Improved at Bayonne in

1707 with a socket so the musket could be fired until the bayonet was wanted for use. Was discarded by the English army at the time of the Boer War in 1903.

WAR-STANDING ARMIES.

The historic period credits Egypt, under Sesostrius as the first country to adopt a military organization of 600,000 infantry, 24,000 Cavalry, and 27,000 chariots with which he conquered the known world after a contest of 9 years.

WAR INDEMNITIES OF THE PAST

In a record of ninety treaties made since the tenth century indemnities have been exacted in a fewer than fifteen. The United States, in her wars with Mexico and Spain, did not ask for money, but on the contrary paid Mexico \$18,500,000 and Spain \$20,000,000 for territory taken. The first mention of indemnity occurs in the famous peace of Westphalia, which ended the bitter religious struggle known as the thirty years' war in 1648, in which Germany was reduced in population, territory and morale. To her allied victors, France and Sweden, she was required to pay a staggering price. France got the provinces of Alsace and Lorraine, while Sweden got part of Pomerania and the sum of \$5,000,000.

Two hundred and twenty-three years later Germany got back from France the surrendered provinces and at the same time obliged her vanquished foe to pay the greatest cash indemnity ever known in the history of the world, \$1,000,000,000. Russia got over \$15,000,000 from Persia in 1828, besides large provinces, and the next year, in conquering Turkey, demanded an "enormous sum," which, however, was never paid. Fifty years later, in 1878, she secured from Turkey the sum of \$231,000,000 an indemnity which has been exceeded only once in the history of the world.

The following table gives a list of the chief war indemnities:

Years	Victor	Vanquished	Sum Paid	Ter. Ceded, Sp. Miles
1648.	France—Sweden	Germany	\$ 5,000,000	10,668
1797.	Napoleon	Pope Pius VI	15,000,000	3,700
1805.	France	Austria	8,000,000	28,000
1814.	France	Austria	17,000,000	42,000
1815.	Allies	France	130,000,000	*
1828.	Russia	Persia	15,400,000	10,670
1829.	Russia	Turkey		10,000
1842.	Great Britain	China	21,000,000	70
1848.	United States	Mexico	†18,500,000	1,240,000
1858.	Great Britain	China	8,000,000	
1866.	Prussia—Italy	Austria	15,000,000	19,059
1871.	Germany	France	1,000,000,000	5,668
1878.	Russia	Turkey	231,000,000	‡10,384
1883.	Chili	Peru		19,860
1815.	Japan	China	185,000,000	15,000
1817.	Turkey	Greece	44,400,000	
1818.	United States	Spain	‡20,000,000	\$178,994

*French boundaries reduced to those of 1790.


†Paid by victor to the vanquished.

‡Only 18,295 sq. miles to Russia, remainder made independent.

§Only 143,000 square miles ceded to the United States, remainder made independent.







LIBRARY OF CONGRESS



0 010 456 383 1

