

中國最近物價統計圖表
AN ANALYSIS
OF SHANGHAI COMMODITY PRICES
1923-1932

中國銀行總管理處經濟研究室出版

COMPILED AND PUBLISHED BY THE
RESEARCH DEPARTMENT, BANK OF CHINA
SHANGHAI, CHINA


1933

~~150949~~

上海图书馆藏书



A541 212 0019 4492B



中國最近物價統計圖表
AN ANALYSIS
OF SHANGHAI COMMODITY PRICES
1923-1932



中國銀行總管理處經濟研究室出版

COMPILED AND PUBLISHED BY THE
RESEARCH DEPARTMENT, BANK OF CHINA
SHANGHAI, CHINA

1933

例言

物價一科，國人每視爲經濟學中之一小部分而忽之，實則吾人衣食住行，無一事一物不與之相關，易言之，卽社會經濟之榮瘁；個人生活之甘苦，莫不肇基於是，特浸潤其中而不自覺耳。我國之有物價調查，始於民國二年，財政部爲改訂關稅則故，附設物價調查處於江海關調查貨價局，十八年三月，該局奉令歸併國定稅則委員會，年出物價調查表四冊，迄於今日。其間尚有廣東建設廳刊行之廣州批發物價指數彙編，天津南開大學之天津生活費指數，皆爲調查我國物價之有用資料。然前後簡繁不一，且時有斷續，求其前後一貫，爲有系統之記載者，尙無其製也。同人等研究所及，如最近中國對外貿易統計圖解，中國歷次修改海關稅則表，中國重要銀行最近十年營業概況研究諸書，均已先後出版，不欲令物價一部分獨付闕如，復就國定稅則委員會貨價季刊爲根據，綜合分析，彙爲斯編，凡三百餘頁，雖非蔚然大觀，而於十年來物價變化升降之跡，有徑可尋，若與貿易、關稅諸書，比較觀之，卽不啻將十年來國民生活之現象，赫然悉呈於篇帙之間，要不失爲談我國經濟者一得之助也。同人等於編纂之餘，以爲有三事焉，與十年來物價之變遷，有極大之關係，摘述於次，以供覽者。

一、物價與銀價之關係：數年以來，各國物價，無不慘落，而我國則反有升騰之勢，驟視之，將謂爲國民經濟活潑之徵，實則爲銀價跌落之反映。在以銀爲收入之我國國民，物價愈高騰，適以形購買力之愈低降而已。

二、關稅與物價之關係：十年來，關稅稅率遞增，尤以近年爲甚，足以促成物價之高騰。然此爲人爲的原因，非物價之自然現象。

三、進口國與物價之關係：甲國製造品與乙國製造品，因其生產條件之差異，而價格亦因之差異。我國因政治之關係，今日用甲國貨，明日用乙國貨，爲恆有之事，而物價遂因此而受其支配，尤以日貨爲著例。

中國銀行經濟研究室同人等敬識

PREFACE.

Although there is general recognition that the movement of prices, by its effects upon production and consumption, plays an important part in the working of the economic system, it is only in recent years that attempts have been made in China to supply the public with a systematic analysis of the trend of commodity prices. In 1913 the Bureau of Markets, established by the Ministry of Finance, began to produce such figures, and when, in 1929, the Bureau was merged in the National Tariff Commission, the latter continued and further developed this useful service. Similar price statistics for Tientsin are now regularly compiled by the Nankai University, and until recently a record of prices in Canton was published.

The figures provided by the National Tariff Commission, which have been used throughout as the basis for the present publication, are published quarterly, and consist of the monthly figures of Shanghai commodity prices for the preceding quarter. The main purpose of the present volume is to provide students and businessmen with a comparison in a convenient form of individual prices over a much longer period of time. With this object in view a selection has been made of representative commodities, both imported and domestically produced, of which a fairly complete price record is given in the Commission's periodical reports. The prices quoted are, as explained by the Commission, market prices as obtained direct from manufacturers and traders.

The Department has confined its attention to providing a simple record of recent price movements in Shanghai, and has left to students of monetary theory and fiscal policy the more intricate and controversial work of making the correct deductions from the material here presented. It may be pointed out that during the period covered by the present statistics the London price of silver has varied between 36 $\frac{1}{16}$ and 12 pence per standard ounce, while, as a result of recent changes in China's Import Tariff, the duty on commodities received from abroad has been substantially increased. Another influence the working of which has recently been seen in the price quotations for commodities imported from countries actively engaged in trade with China arises from political considerations. The market price of domestically-produced commodities has been affected, not only by the above influences, but also by a number of rapid changes in the economic and political situation in China.

Every effort has been made to ensure accuracy in the reproduction of the figures taken from the Tariff Commission's reports, but the Department would like to be informed in the event of any errors being found in the following pages.

Shanghai,
December, 1933.

Research Department,
Bank of China.

目 錄 CONTENTS

| | | 頁數 Page |
|----------------------|---|------------|
| 例 言 | Preface | III |
| I. 糧食 | Cereals | 1 |
| II. 果實蔬菜 | Fruit & Vegetables | 30 |
| III. 畜產品 | Animal Products | 42 |
| IV. 水產品 | Fishery & Sea Products | 64 |
| V. 菸草 | Tobacco | 76 |
| VI. 酒類 | Wines | 91 |
| VII. 茶 | Tea | 103 |
| VIII. 糖 | Sugar | 111 |
| IX. 木材及建築材料 | Timber & Building Materials | 123 |
| X. 化學製品 | Chemicals & Preparations Thereof | 137 |
| XI. 染料顏料及漆油 | Dyes, Pigments & Paints | 158 |
| XII. 油脂膠蠟 | Oils, Gums, Resins & Wax | 178 |
| XIII. 紙 | Paper | 196 |
| XIV. 棉花棉紗及棉織品 | Cotton, Cotton Yarn & Cotton Goods | 204 |
| XV. 麻及麻製品 | Flax, Hemp & Jute Goods | 232 |
| XVI. 毛及毛製品 | Wool & Woollen Goods | 241 |
| XVII. 絲及絲織品 | Silk & Silk Goods | 245 |
| XVIII. 煤 | Coal | 259 |
| XIX. 金屬 | Metals | 270 |
| XX. 瓷玻璃搪瓷器 | China, Glass & Enamelledware | 294 |
| XXI. 電氣材料 | Electrical Supplies | 304 |
| XXII. 科學儀器 | Scientific Apparatus | 312 |
| XXIII. 文具 | Stationery Supplies | 320 |
| XXIV. 運動器具 | Athletic Supplies | 325 |
| XXV. 化粧品 | Cosmetics & Toilet Preparations | 333 |
| 索引 | Index | 347 |

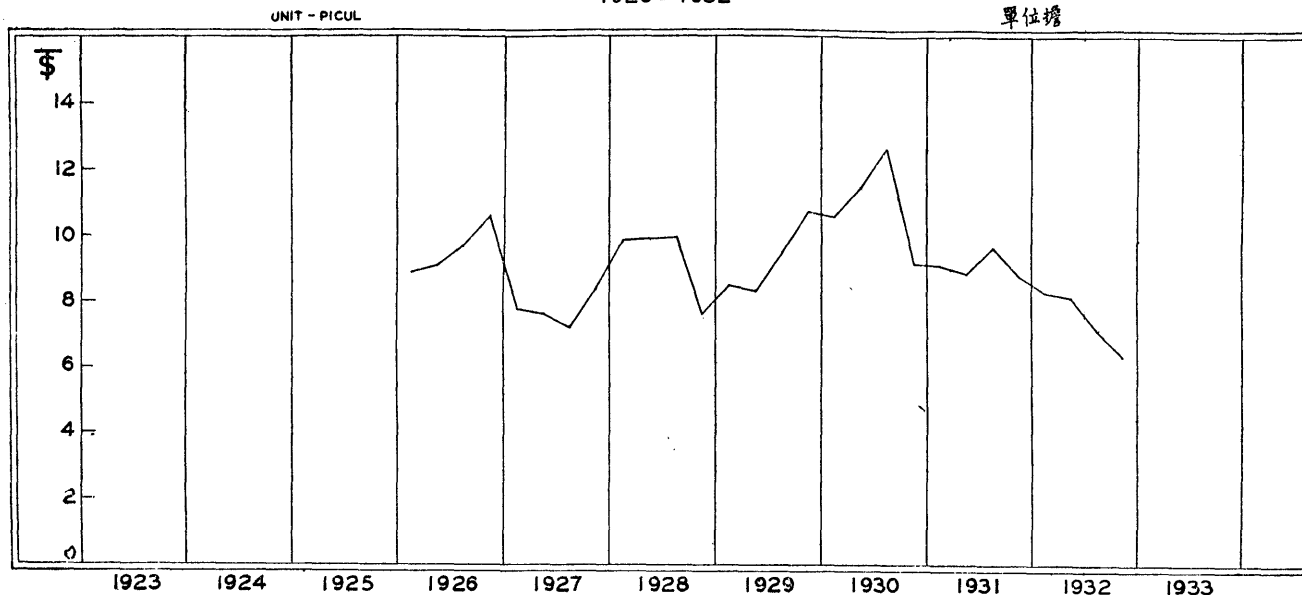
I 糧食 CEREALS

米 RICE

躉售市價 (單位兩) — Wholesale Price (Shanghai Tls.)

| 名稱 Name | 單位 Unit | 年份 Year | 一月 Jan. | 二月 Feb. | 三月 March | 平均 Qrly. Average | 四月 April | 五月 May | 六月 June | 平均 Qrly. Average | 七月 July | 八月 Aug. | 九月 Sept. | 平均 Qrly. Average | 十月 Oct. | 十一月 Nov. | 十二月 Dec. | 平均 Qrly. Average | 總平均 Year's Average | | |
|---|------------|------------|------------|------------|-------------|------------------------|-------------|-----------|------------|------------------------|------------|------------|-------------|------------------------|------------|-------------|-------------|------------------------|--------------------------|--|--|
| 米, 西貢 Rice, First Grade (Saigon) | 担 Picul | 十二年1923 | | | | | | | | | | | | | | | | | | | |
| | | 十三年1924 | | | | | | | | | | | | | | | | | | | |
| | | 十四年1925 | | | | | | | | | | | | | | | | | | | |
| | | 十五年1926 | 8.812 | 8.659 | 9.136 | 8.869 | 9.106 | 9.070 | 9.010 | 9.062 | 9.220 | 9.459 | 10.284 | 9.654 | 10.635 | 10.439 | 10.618 | 10.564 | 9.537 | | |
| | | 十六年1927 | 7.307 | 8.178 | 7.761 | 7.749 | 7.766 | 7.767 | 7.251 | 7.595 | 7.341 | 7.057 | 7.164 | 7.187 | 7.837 | 8.505 | 8.558 | 8.300 | 7.708 | | |
| | | 十七年1928 | 10.196 | 9.679 | 9.497 | 9.791 | 9.574 | 9.765 | 10.159 | 9.833 | 10.364 | 9.864 | 9.459 | 9.896 | 8.001 | 7.471 | 7.181 | 7.551 | 9.268 | | |
| | | 十八年1929 | 8.397 | 8.420 | 8.414 | 8.410 | 8.130 | 8.145 | 8.557 | 8.277 | 8.592 | 9.406 | 10.218 | 9.405 | 10.988 | 10.655 | 10.453 | 10.699 | 9.198 | | |
| | | 十九年1930 | 10.732 | 10.341 | 10.693 | 10.589 | 11.272 | 11.231 | 11.765 | 11.423 | 13.217 | 12.396 | 12.241 | 12.618 | 9.467 | 9.005 | 8.839 | 9.104 | 10.933 | | |
| | | 二十年1931 | 8.962 | 8.927 | 9.255 | 9.048 | 8.944 | 8.980 | 8.513 | 8.812 | 8.052 | 10.437 | 10.328 | 9.606 | 9.267 | 8.600 | 8.324 | 8.730 | 9.049 | | |
| | | 廿一年1932 | 3.298 | ... | 8.274 | 8.286 | 7.919 | 8.187 | 8.218 | 8.108 | 7.629 | 7.032 | 6.646 | 7.102 | 6.504 | 6.367 | 6.042 | 6.304 | 7.450 | | |

西貢米在滬之躉售市價
PRICE OF SAIGON RICE
民國十五年至廿一年
1926 - 1932

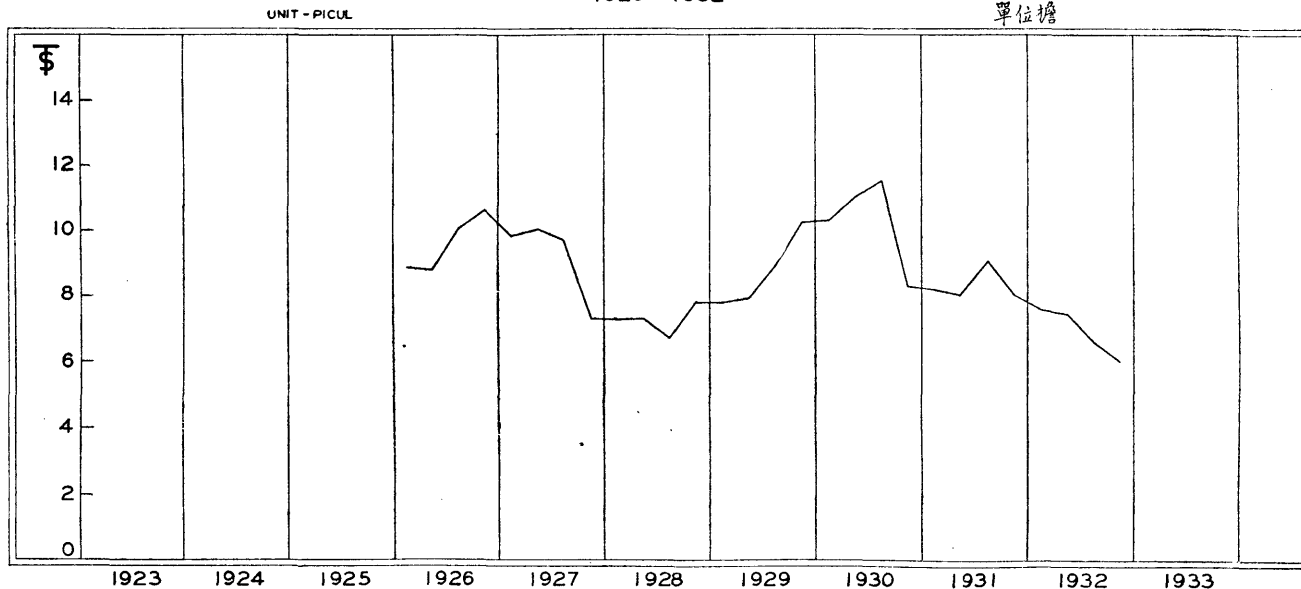


米 RICE

躉售市價 (單位兩)—Wholesale Price (Shanghai Tls.)

| 名稱 Name | 單位 Unit | 年份 Year | 一月 Jan. | 二月 Feb. | 三月 March | 平均 Qrly. Average | 四月 April | 五月 May | 六月 June | 平均 Qrly. Average | 七月 July | 八月 Aug. | 九月 Sept. | 平均 Qrly. Average | 十月 Oct. | 十一月 Nov. | 十二月 Dec. | 平均 Qrly. Average | 總平均 Year's Average | | |
|--|------------|------------|------------|------------|-------------|------------------------|-------------|-----------|------------|------------------------|------------|------------|-------------|------------------------|------------|-------------|-------------|------------------------|--------------------------|--|--|
| 米, 敏當 (安南) Rice, Meedong Annam & Rangoon | 担 Picul | 十二年1923 | | | | | | | | | | | | | | | | | | | |
| | | 十三年1924 | | | | | | | | | | | | | | | | | | | |
| | | 十四年1925 | | | | | | | | | | | | | | | | | | | |
| | | 十五年1926 | 8.587 | 8.587 | 9.613 | 8.929 | 8.783 | 8.783 | 8.891 | 8.819 | ... | 9.639 | 10.501 | 10.080 | 10.923 | 10.279 | 10.697 | 10.633 | 9.615 | | |
| | | 十六年1927 | 9.977 | 9.877 | 9.787 | 9.880 | 9.702 | 9.857 | 10.530 | 10.030 | 10.436 | 9.883 | 9.032 | 9.784 | 8.201 | 7.288 | 6.561 | 7.350 | 9.261 | | |
| | | 十七年1928 | 7.036 | 7.385 | 7.545 | 7.322 | 7.584 | 7.567 | 6.908 | 7.353 | 6.800 | 6.625 | 6.768 | 6.731 | 7.404 | 7.962 | 8.107 | 7.824 | 7.307 | | |
| | | 十八年1929 | 7.787 | 7.648 | 7.993 | 7.809 | 7.609 | 8.009 | 8.292 | 7.970 | 8.305 | 8.760 | 9.895 | 8.987 | 10.627 | 10.114 | 10.001 | 40.247 | 8.753 | | |
| | | 十九年1930 | 10.444 | 10.143 | 10.513 | 10.367 | 10.984 | 10.780 | 11.370 | 11.045 | 12.345 | 11.029 | 11.420 | 11.598 | 8.775 | 8.170 | 7.970 | 8.305 | 10.329 | | |
| | | 二十年1931 | 8.095 | 8.132 | 8.387 | 8.205 | 8.108 | 8.213 | 7.858 | 8.060 | 7.327 | 10.038 | 9.857 | 9.074 | 8.614 | 7.911 | 7.672 | 8.066 | 8.351 | | |
| | | 廿一年1932 | 7.652 | ... | 7.621 | 7.637 | 7.247 | 7.555 | 7.696 | 7.499 | 7.093 | 6.774 | 6.387 | 6.751 | 6.393 | 6.031 | 5.704 | 6.044 | 6.983 | | |

安南敏當米在滬之躉售市價
PRICE OF ANNAM & RANGOON MEEDONG RICE
民國十五年至廿一年
1926 - 1932

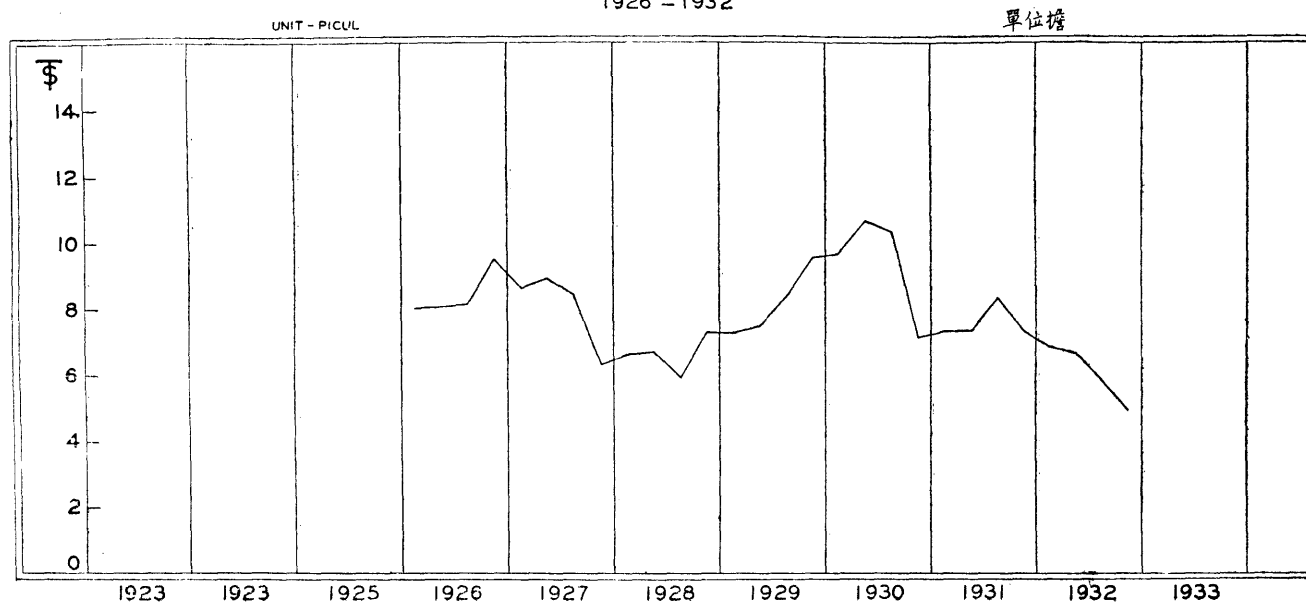


米 RICE

躉售市價 (單位兩)—Wholesale Price (Shanghai Tls.)

| 名稱 Name | 單位 Unit | 年份 Year | 一月 Jan. | 二月 Feb. | 三月 March | 平均 Qrly. Average | 四月 April | 五月 May | 六月 June | 平均 Qrly. Average | 七月 July | 八月 Aug. | 九月 Sept. | 平均 Qrly. Average | 十月 Oct. | 十一月 Nov. | 十二月 Dec. | 平均 Qrly. Average | 總平均 Year's Average | | |
|---|------------|------------|------------|------------|-------------|------------------------|-------------|-----------|------------|------------------------|------------|------------|-------------|------------------------|------------|-------------|-------------|------------------------|--------------------------|--|--|
| 米, 大絞 (安南) Rice, Big Mill, Special (Annam) | 担 Picul | 十二年1923 | | | | | | | | | | | | | | | | | | | |
| | | 十三年1924 | | | | | | | | | | | | | | | | | | | |
| | | 十四年1925 | | | | | | | | | | | | | | | | | | | |
| | | 十五年1926 | 7.612 | 8.086 | 8.343 | 8.014 | 8.382 | 7.994 | 7.451 | 8.076 | 7.820 | 8.005 | 8.756 | 8.194 | 10.094 | 9.352 | 9.033 | 9.493 | 8.444 | | |
| | | 十六年1927 | 9.003 | 8.343 | 8.482 | 8.611 | 8.480 | 9.045 | 9.275 | 8.933 | 9.365 | 8.398 | 7.602 | 8.455 | 6.853 | 5.970 | 6.087 | 6.303 | 8.075 | | |
| | | 十七年1928 | 6.186 | 6.845 | 6.859 | 6.630 | 6.875 | 6.823 | 6.421 | 6.706 | 5.952 | 5.905 | 6.120 | 5.992 | 6.862 | 7.527 | 7.547 | 7.312 | 6.660 | | |
| | | 十八年1929 | 7.105 | 7.253 | 7.580 | 7.313 | 7.035 | 7.405 | 8.038 | 7.493 | 7.606 | 8.042 | 9.427 | 8.358 | 9.907 | 9.391 | 9.296 | 9.531 | 8.174 | | |
| | | 十九年1930 | 9.976 | 9.425 | 9.451 | 9.617 | 10.548 | 10.528 | 10.836 | 10.637 | 11.656 | 9.844 | 9.450 | 10.317 | 7.646 | 6.972 | 6.884 | 7.167 | 9.434 | | |
| | | 二十年1931 | 7.155 | 7.264 | 7.519 | 7.313 | 7.345 | 7.374 | ... | 7.360 | 6.602 | 9.240 | 9.096 | 8.313 | 7.778 | 7.257 | 7.021 | 7.352 | 7.584 | | |
| | | 廿一年1932 | 6.969 | ... | 6.677 | 6.823 | 6.435 | 6.746 | 6.791 | 6.657 | 6.125 | 5.742 | 5.630 | 5.832 | 5.084 | 4.917 | 4.670 | 4.890 | 6.050 | | |

安南大絞米在滬之躉售市價
PRICE OF ANNAMESE SPECIAL BIG MILL RICE
民國十五年至廿一年
1926 - 1932



米 RICE

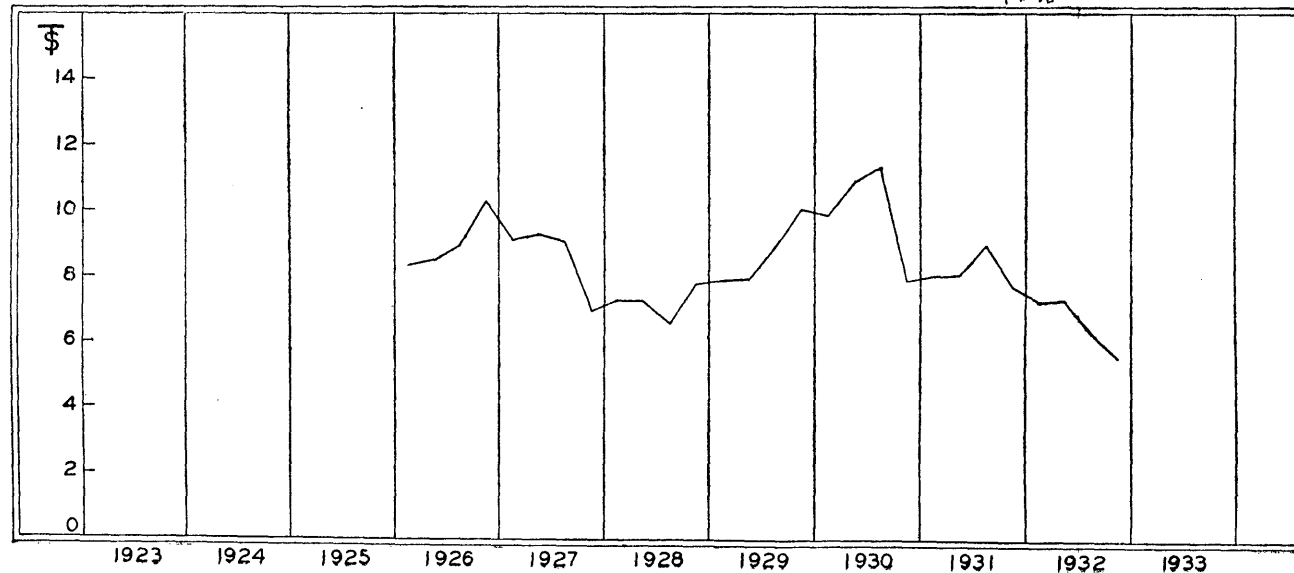
躉售市價(單位兩)-Wholesale Price (Shanghai Tls.)

| 名稱 Name | 單位 Unit | 年份 Year | 一月 Jan. | 二月 Feb. | 三月 March | 平均 Qrly. Average | 四月 April | 五月 May | 六月 June | 平均 Qrly. Average | 七月 July | 八月 Aug. | 九月 Sept. | 平均 Qrly. Average | 十月 Oct. | 十一月 Nov. | 十二月 Dec. | 平均 Qrly. Average | 總平均 Year's Average | | |
|---|------------|------------|------------|------------|-------------|------------------------|-------------|-----------|------------|------------------------|------------|------------|-------------|------------------------|------------|-------------|-------------|------------------------|--------------------------|--|--|
| 米, 小絞 (安南) Rice, Small Mill, Special (Annam) | 担 Picul | 十二年1923 | | | | | | | | | | | | | | | | | | | |
| | | 十三年1924 | | | | | | | | | | | | | | | | | | | |
| | | 十四年1925 | | | | | | | | | | | | | | | | | | | |
| | | 十五年1926 | 7.965 | 8.372 | 8.736 | 8.358 | 8.711 | 8.461 | 8.296 | 8.489 | 8.535 | 8.759 | 9.531 | 8.942 | 10.815 | 10.023 | 9.993 | 10.278 | 9.017 | | |
| | | 十六年1927 | 9.298 | 9.157 | 8.992 | 9.149 | 8.848 | 9.418 | 9.730 | 9.332 | 9.783 | 9.086 | 8.362 | 9.077 | 7.472 | 6.757 | 6.761 | 6.997 | 8.639 | | |
| | | 十七年1928 | 6.873 | 7.493 | 7.491 | 7.286 | 7.493 | 7.404 | 6.908 | 7.268 | 6.584 | 6.445 | 6.714 | 6.581 | 7.367 | 7.962 | 8.016 | 7.782 | 7.229 | | |
| | | 十八年1929 | 7.751 | 7.827 | 8.011 | 7.863 | 7.466 | 7.872 | 8.303 | 7.880 | 8.162 | 8.616 | 9.859 | 8.879 | 10.555 | 9.644 | 9.874 | 10.024 | 8.661 | | |
| | | 十九年1930 | 10.264 | 9.605 | 9.829 | 9.899 | 10.800 | 10.690 | 11.265 | 10.918 | 12.273 | 11.084 | 10.763 | 11.373 | 8.556 | 7.516 | 7.681 | 7.918 | 10.027 | | |
| | | 二十年1931 | 7.877 | 7.987 | 8.242 | 8.035 | 8.036 | 8.104 | ... | 8.070 | 7.291 | 9.910 | 9.821 | 9.007 | 8.250 | 7.547 | 7.310 | 7.702 | 8.203 | | |
| | | 廿一年1932 | 7.329 | ... | 7.185 | 7.257 | 7.071 | 7.378 | 7.453 | 7.301 | 6.540 | 6.482 | 6.079 | 6.367 | 5.645 | 5.607 | 5.526 | 5.593 | 6.629 | | |

安南小絞米在滬之躉售市價
PRICE OF ANNAMSE SPECIAL SMALL MILL RICE
民國十五年至廿一年
1926-1932

UNIT - PICUL

單位擔

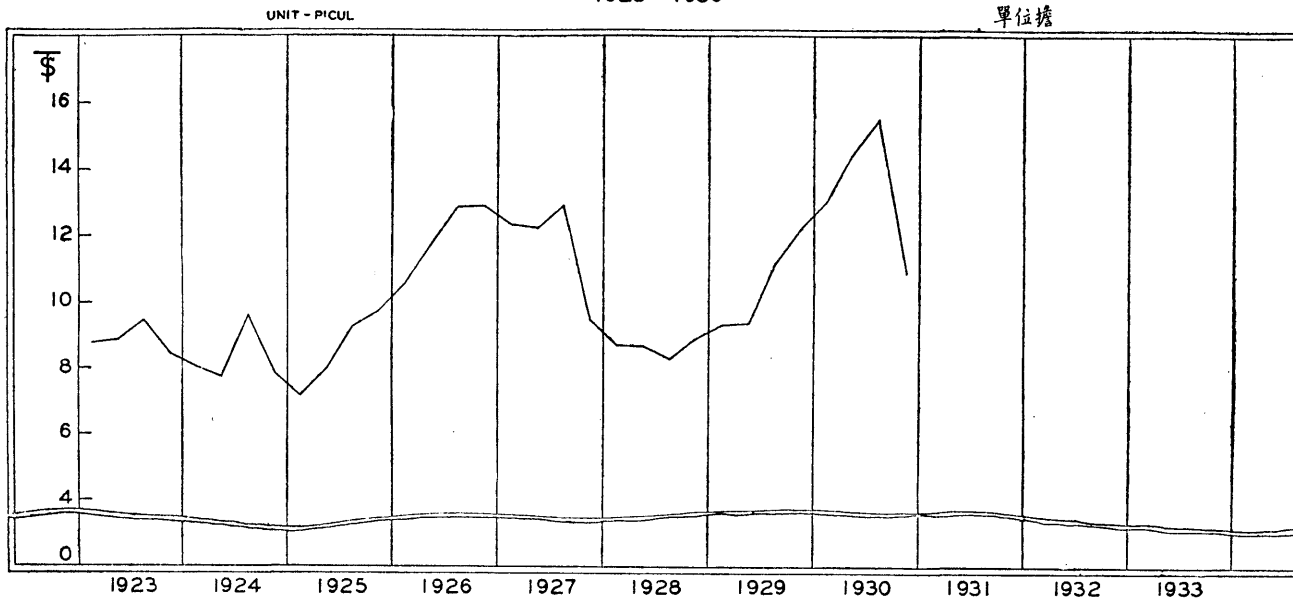


米 RICE

躉售市價 (單位兩) - Wholesale Price (Shanghai Tls.)

| 名稱 Name | 單位 Unit | 年份 Year | 一月 Jan. | 二月 Feb. | 三月 March | 平均 Qrly. Average | 四月 April | 五月 May | 六月 June | 平均 Qrly. Average | 七月 July | 八月 Aug. | 九月 Sept. | 平均 Qrly. Average | 十月 Oct. | 十一月 Nov. | 十二月 Dec. | 平均 Qrly. Average | 總平均 Year's Average | |
|---|------------|------------|------------|------------|-------------|------------------------|-------------|-----------|------------|------------------------|------------|------------|-------------|------------------------|------------|-------------|-------------|------------------------|--------------------------|--|
| 白米, 高常河下 Rice, White, Good. Changshu (China.) | 担 Picul | 十二年1923 | 8.802 | 9.004 | 8.474 | 8.760 | 8.536 | 9.134 | 8.868 | 8.846 | 9.293 | 9.799 | 9.399 | 9.497 | 8.614 | 8.322 | 8.400 | 8.445 | 8.887 | |
| | | 十三年1924 | 8.147 | 8.022 | 7.873 | 8.014 | 7.458 | 7.980 | 7.890 | 7.776 | 8.345 | 9.862 | 10.611 | 9.606 | 8.748 | 7.388 | 7.521 | 7.886 | 8.320 | |
| | | 十四年1925 | 7.001 | 7.334 | 7.243 | 7.193 | 7.724 | 8.131 | 8.114 | 7.990 | 9.227 | 9.171 | 9.243 | 9.214 | 9.602 | 9.074 | 9.780 | 9.728 | 8.531 | |
| | | 十五年1926 | 9.945 | 10.436 | 11.160 | 10.514 | 11.292 | 11.758 | 12.286 | 11.778 | 12.233 | 12.708 | 13.607 | 12.849 | 13.696 | 12.325 | 12.551 | 12.857 | 11.749 | |
| | | 十六年1927 | 12.164 | 12.599 | 12.497 | 12.353 | 11.969 | 12.107 | 12.625 | 12.234 | 13.086 | 12.844 | 12.854 | 12.928 | 10.976 | 8.912 | 8.527 | 9.472 | 11.747 | |
| | | 十七年1928 | 8.538 | 8.824 | 8.719 | 8.691 | 8.803 | 8.746 | 8.388 | 8.646 | 8.481 | 8.353 | 7.956 | 8.263 | 8.415 | 8.811 | 9.375 | 8.867 | 8.617 | |
| | | 十八年1929 | 9.294 | 9.336 | 9.250 | 9.293 | 8.826 | 9.516 | 9.667 | 9.336 | 9.827 | 11.415 | 11.946 | 11.063 | 13.219 | 11.881 | 11.538 | 12.213 | 10.476 | |
| | | 十九年1930 | 12.638 | 13.051 | 13.466 | 13.052 | 14.225 | 14.348 | 14.705 | 14.426 | 16.305 | 15.166 | 15.176 | 15.549 | 12.161 | 10.494 | 9.853 | 10.836 | 13.466 | |
| | | 二十年1931 | | | | | | | | | | | | | | | | | | |
| | | 廿一年1932 | | | | | | | | | | | | | | | | | | |

上海高常河下白米之躉售市價
PRICE OF CHANGSHU GOOD QUALITY WHITE RICE
民國十二年至十九年
1923 - 1930

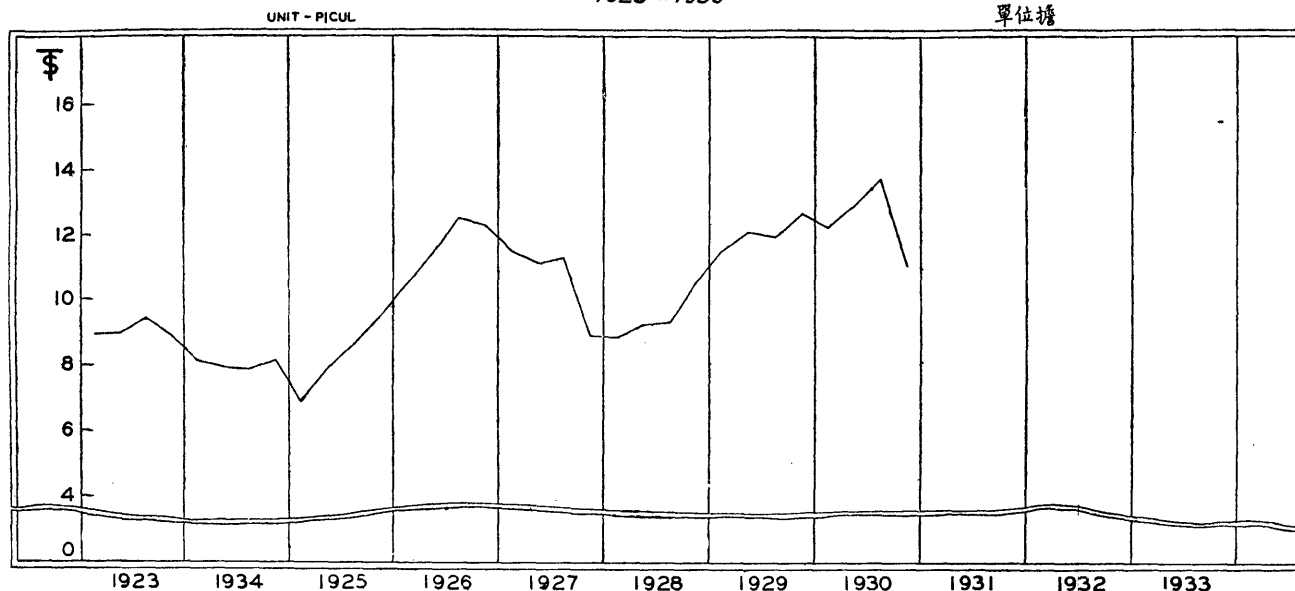


米 RICE

躉售市價(單位兩)—Wholesale Price (Shanghai Tls.)

| 名稱 Name | 單位 Unit | 年份 Year | 一月 Jan. | 二月 Feb. | 三月 March | 平均 Qrly. Average | 四月 April | 五月 May | 六月 June | 平均 Qrly. Average | 七月 July | 八月 Aug. | 九月 Sept. | 平均 Qrly. Average | 十月 Oct. | 十一月 Nov. | 十二月 Dec. | 平均 Qrly. Average | 總平均 Year's Average | |
|---|------------|------------|------------|------------|-------------|------------------------|-------------|-----------|------------|------------------------|------------|------------|-------------|------------------------|------------|-------------|-------------|------------------------|--------------------------|--|
| 米,白元,高常河下 Rice, Glutinous White, Good Changshu, (China) | 担 Picul | 十二年1923 | 8.947 | 9.077 | 8.801 | 8.942 | 8.753 | 8.990 | 9.127 | 8.957 | 9.077 | 10.015 | 9.544 | 9.545 | 8.904 | 8.790 | 9.047 | 8.914 | 9.089 | |
| | | 十三年1924 | 8.364 | 8.022 | 8.016 | 8.134 | 7.894 | 8.123 | 7.890 | 7.938 | 8.840 | 9.131 | 9.750 | 7.890 | 9.914 | 7.501 | 7.153 | 8.189 | 8.045 | |
| | | 十四年1925 | 6.854 | 6.830 | 6.989 | 6.891 | 7.322 | 8.251 | 8.370 | 7.981 | 8.956 | 8.557 | 8.439 | 8.644 | 9.221 | 9.395 | 9.925 | 9.514 | 8.257 | |
| | | 十五年1926 | 9.863 | 10.322 | 11.125 | 10.496 | 11.328 | 11.902 | 12.022 | 11.417 | 11.838 | 12.493 | 13.355 | 12.562 | 13.354 | 12.288 | 12.423 | 12.355 | 11.707 | |
| | | 十六年1927 | 12.017 | 11.189 | 11.374 | 11.527 | 11.311 | 11.046 | 11.097 | 11.151 | 11.378 | 10.999 | 11.478 | 11.285 | 9.190 | 8.948 | 8.564 | 8.901 | 10.706 | |
| | | 十七年1928 | 8.427 | 9.076 | 9.022 | 8.842 | 9.240 | 9.146 | 9.344 | 9.243 | 9.419 | 9.217 | 9.432 | 9.356 | 10.402 | 10.422 | 10.853 | 15.559 | 9.500 | |
| | | 十八年1929 | 10.945 | 11.598 | 12.142 | 11.562 | 11.879 | 12.029 | 12.424 | 12.111 | 11.620 | 11.595 | 12.701 | 11.972 | 13.327 | 12.675 | 12.044 | 12.682 | 12.082 | |
| | | 十九年1930 | 12.494 | 12.422 | 11.881 | 12.266 | 12.982 | 12.906 | 13.091 | 12.963 | 13.951 | 13.525 | 13.826 | 13.767 | 12.270 | 11.002 | 9.890 | 11.054 | 12.512 | |
| | | 二十年1931 | | | | | | | | | | | | | | | | | | |
| | | 廿一年1932 | | | | | | | | | | | | | | | | | | |

上海高常河下白元米之躉售市價
PRICE OF CHANGSHU GOOD QUALITY GLUTINOUS WHITE RICE
民國十二年至十九年
1923 - 1930

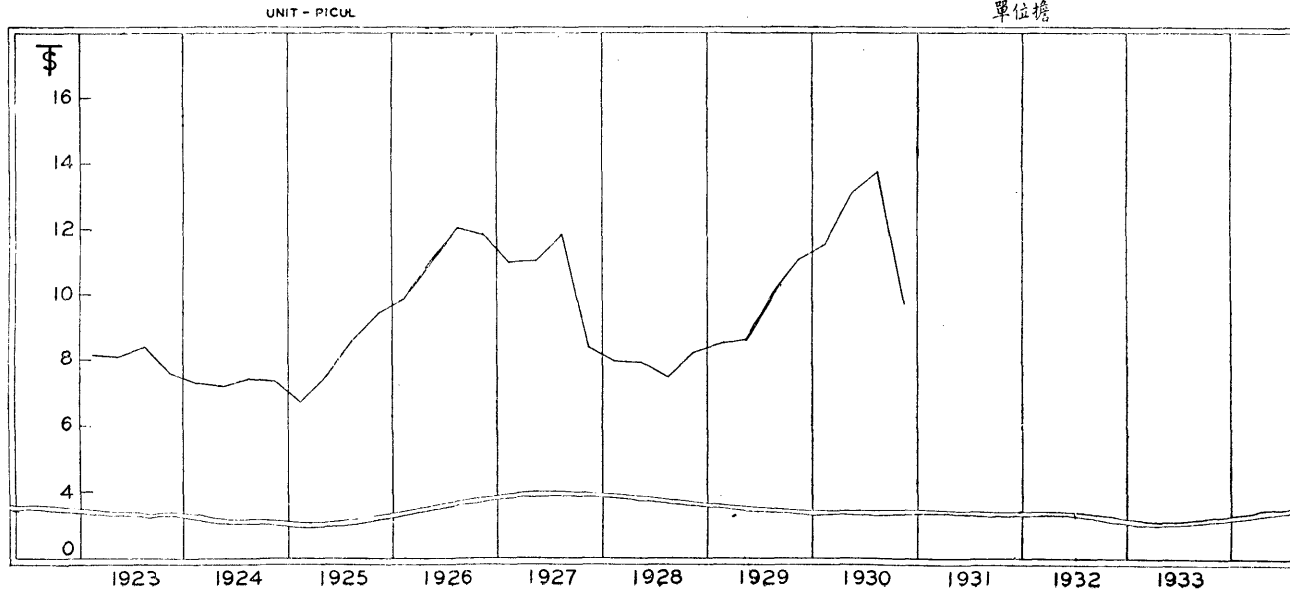


米 RICE

躉售市價 (單位市) - Wholesale Price (Shanghai Tls.)

| 名稱 Name | 單位 Unit | 年份 Year | 一月 Jan. | 二月 Feb. | 三月 March | 平均 Qrly. Average | 四月 April | 五月 May | 六月 June | 平均 Qrly. Average | 七月 July | 八月 Aug. | 九月 Sept. | 平均 Qrly. Average | 十月 Oct. | 十一月 Nov. | 十二月 Dec. | 平均 Qrly. Average | 總平均 Year's Average | |
|---|------------|------------|------------|------------|-------------|------------------------|-------------|-----------|------------|------------------------|------------|------------|-------------|------------------------|------------|-------------|-------------|------------------------|--------------------------|--|
| 米,白,蘇同河下 Rice, White, Common, Soochow, (China.) | 担 Picul | 十二年1923 | 8.081 | 8.356 | 8.008 | 8.148 | 7.957 | 8.163 | 7.978 | 8.033 | 8.357 | 8.574 | 8.242 | 8.391 | 7.601 | 7.637 | 7.467 | 7.568 | 8.035 | |
| | | 十三年1924 | 7.066 | 7.577 | 7.336 | 7.259 | 6.887 | 7.261 | 7.394 | 7.181 | 7.567 | 9.766 | 9.537 | 7.394 | 8.311 | 6.749 | 6.895 | 7.315 | 7.287 | |
| | | 十四年1925 | 6.854 | 6.794 | 6.519 | 6.722 | 7.286 | 7.724 | 7.712 | 7.574 | 8.719 | 8.519 | 8.512 | 8.603 | 9.602 | 9.074 | 9.780 | 9.485 | 8.096 | |
| | | 十五年1926 | 9.241 | 10.024 | 10.588 | 9.951 | 10.808 | 10.988 | 11.487 | 11.094 | 11.444 | 11.847 | 12.922 | 12.071 | 13.300 | 11.400 | 10.923 | 11.874 | 11.247 | |
| | | 十六年1927 | 10.772 | 10.863 | 11.592 | 11.076 | 10.399 | 11.193 | 11.712 | 11.101 | 12.503 | 12.014 | 11.225 | 11.914 | 9.372 | 8.181 | 7.725 | 8.426 | 10.629 | |
| | | 十七年1928 | 7.670 | 8.140 | 8.192 | 8.000 | 8.130 | 8.093 | 7.756 | 7.993 | 7.958 | 7.525 | 6.966 | 7.483 | 8.109 | 8.377 | 8.171 | 8.219 | 7.924 | |
| | | 十八年1929 | 8.505 | 8.653 | 8.532 | 8.563 | 8.147 | 8.798 | 9.023 | 8.656 | 9.020 | 10.446 | 10.723 | 10.063 | 12.066 | 10.617 | 10.597 | 11.093 | 9.593 | |
| | | 十九年1930 | 11.521 | 11.489 | 11.773 | 11.594 | 12.784 | 12.906 | 13.773 | 13.154 | 14.388 | 13.233 | 13.754 | 13.792 | 10.922 | 9.513 | 8.730 | 9.722 | 12.065 | |
| | | 二十年1931 | | | | | | | | | | | | | | | | | | |
| | | 廿一年1932 | | | | | | | | | | | | | | | | | | |

上海蘇同河下白米之躉售市價
PRICE OF SOOCHOW COMMON WHITE RICE
民國十二年至十九年
1923 - 1930

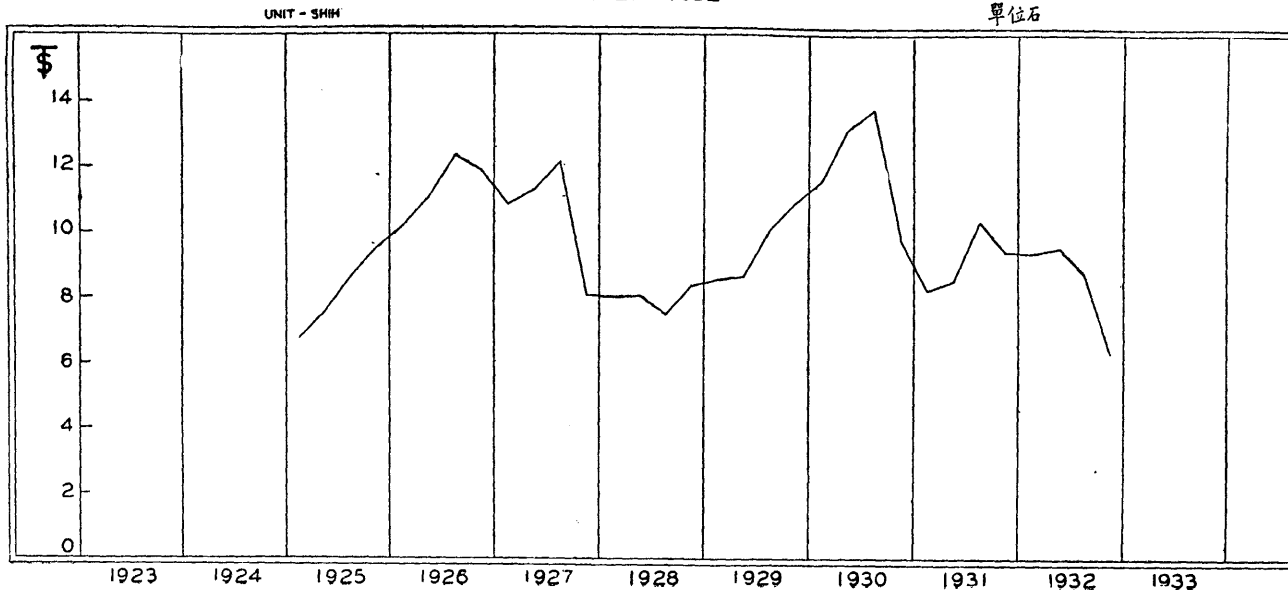


米 RICE

躉售市價(單位兩)—Wholesale Price (Shanghai Tls.)

| 名稱 Name | 單位 Unit | 年份 Year | 一月 Jan. | 二月 Feb. | 三月 March | 平均 Qrly. Average | 四月 April | 五月 May | 六月 June | 平均 Qrly. Average | 七月 July | 八月 Aug. | 九月 Sept. | 平均 Qrly. Average | 十月 Oct. | 十一月 Nov. | 十二月 Dec. | 平均 Qrly. Average | 總平均 Year's Average | | |
|---|------------|------------|------------|------------|-------------|------------------------|-------------|-----------|------------|------------------------|------------|------------|-------------|------------------------|------------|-------------|-------------|------------------------|--------------------------|--|--|
| 米,蘇同機粳(蘇州) Rice, Long Soochow (China.) | 担 Picul | 十二年1923 | | | | | | | | | | | | | | | | | | | |
| | | 十三年1924 | | | | | | | | | | | | | | | | | | | |
| | | 十四年1925 | 6.854 | 6.794 | 6.519 | 6.722 | 7.236 | 7.724 | 7.712 | 7.574 | 8.719 | 8.519 | 8.572 | 8.603 | 9.602 | 9.074 | 9.780 | 9.485 | 8.093 | | |
| | | 十五年1926 | 9.189 | 10.253 | 11.005 | 10.182 | 10.576 | 11.134 | 11.505 | 11.072 | 11.408 | 12.426 | 13.086 | 12.307 | 12.816 | 11.497 | 11.322 | 11.878 | 11.360 | | |
| | | 十六年1927 | 10.248 | 11.031 | 11.600 | 10.860 | 10.453 | 11.558 | 11.939 | 11.317 | 12.705 | 11.946 | 11.946 | 12.199 | 9.112 | 7.325 | 7.582 | 8.006 | 10.595 | | |
| | | 十七年1928 | 7.670 | 8.140 | 8.192 | 8.901 | 8.257 | 8.094 | 7.756 | 8.036 | 7.958 | 7.525 | 6.966 | 7.483 | 8.109 | 8.377 | 8.671 | 8.387 | 7.977 | | |
| | | 十八年1929 | 8.505 | 8.653 | 8.532 | 8.563 | 8.058 | 8.807 | 9.023 | 3.629 | 9.058 | 10.447 | 10.722 | 10.076 | 12.068 | 10.619 | 10.598 | 11.095 | 9.591 | | |
| | | 十九年1930 | 11.525 | 11.490 | 11.774 | 11.596 | 12.785 | 12.907 | 13.773 | 13.155 | 14.389 | 13.234 | 13.755 | 13.793 | 10.922 | 9.514 | 8.731 | 9.722 | 12.066 | | |
| | | 二十年1931 | 8.673 | 7.843 | 8.098 | 8.205 | 7.672 | 8.760 | 9.058 | 8.497 | 8.814 | 10.981 | 11.271 | 10.355 | 10.104 | 9.289 | 8.830 | 9.408 | 9.116 | | |
| | | 廿一年1932 | 8.873 | ... | 9.907 | 9.390 | 8.930 | 9.382 | 10.134 | 9.499 | 9.063 | 9.146 | 7.992 | 8.734 | 6.907 | 6.260 | 5.936 | 6.368 | 8.498 | | |

上海蘇同機粳米之躉售市價
PRICE OF SOOCHOW LONG RICE
民國十四年至廿一年
1925 - 1932

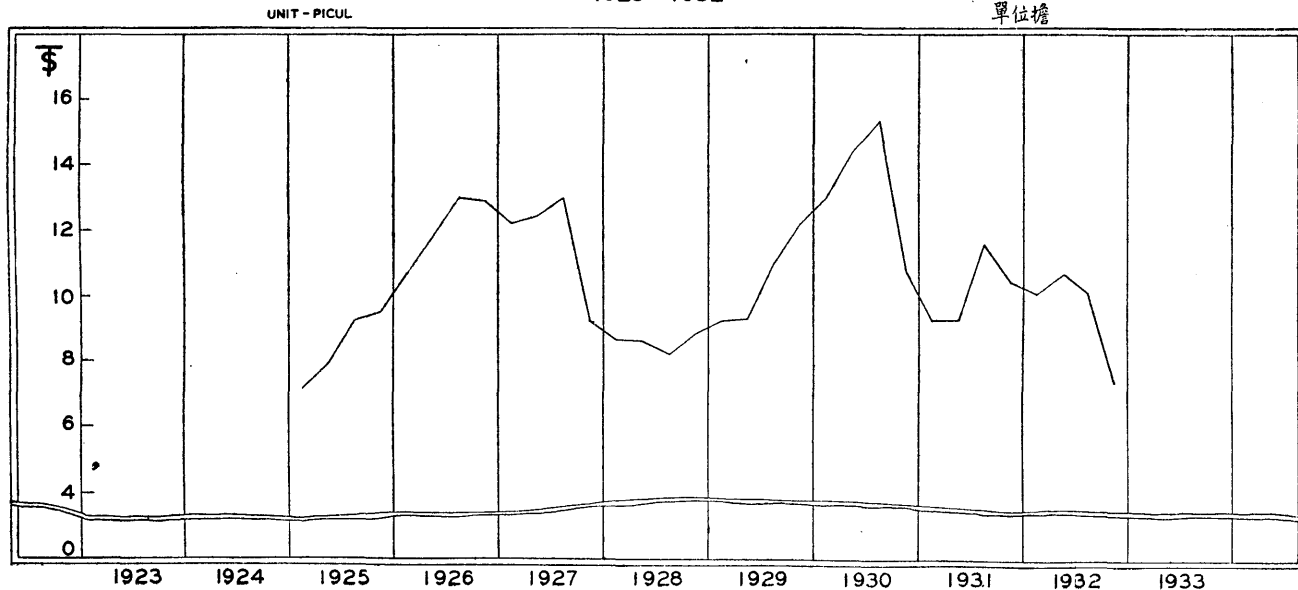


米 RICE

躉售市價 (單位兩)—Wholesale Price (Shanghai Tls.)

| 名稱 Name | 單位 Unit | 年份 Year | 一月 Jan. | 二月 Feb. | 三月 March | 平均 Qrly. Average | 四月 April | 五月 May | 六月 June | 平均 Qrly. Average | 七月 July | 八月 Aug. | 九月 Sept. | 平均 Qrly. Average | 十月 Oct. | 十一月 Nov. | 十二月 Dec. | 平均 Qrly. Average | 總平均 Year's Average | | |
|---|------------|------------|------------|------------|-------------|------------------------|-------------|-----------|------------|------------------------|------------|------------|-------------|------------------------|------------|-------------|-------------|------------------------|--------------------------|--|--|
| 米,常河機粳 常熟 Rice, Long Changshu (China.) | 担 Picul | 十二年1923 | | | | | | | | | | | | | | | | | | | |
| | | 十三年1924 | | | | | | | | | | | | | | | | | | | |
| | | 十四年1925 | 7.001 | 7.334 | 7.243 | 7.193 | 7.724 | 8.131 | 8.114 | 7.990 | 9.227 | 9.171 | 9.243 | 9.214 | 9.588 | 9.034 | 9.977 | 9.533 | 8.482 | | |
| | | 十五年1926 | 9.913 | 10.567 | 11.684 | 10.731 | 11.329 | 11.814 | 12.434 | 11.859 | 12.197 | 13.288 | 13.661 | 13.049 | 13.681 | 12.556 | 12.580 | 12.939 | 12.144 | | |
| | | 十六年1927 | 12.005 | 12.257 | 12.470 | 12.244 | 12.061 | 12.435 | 12.885 | 12.460 | 13.068 | 12.960 | 13.032 | 13.020 | 10.643 | 8.717 | 8.456 | 9.272 | 11.749 | | |
| | | 十七年1928 | 8.538 | 8.824 | 8.769 | 8.710 | 8.875 | 8.747 | 8.387 | 8.670 | 8.481 | 8.353 | 7.956 | 8.263 | 8.415 | 8.811 | 9.375 | 8.867 | 8.627 | | |
| | | 十八年1929 | 9.294 | 9.335 | 9.251 | 9.293 | 8.830 | 9.525 | 9.667 | 9.341 | 9.830 | 11.416 | 11.945 | 11.064 | 13.221 | 11.883 | 11.538 | 12.213 | 10.478 | | |
| | | 十九年1930 | 12.641 | 13.051 | 13.466 | 13.053 | 14.225 | 14.349 | 14.706 | 14.427 | 15.806 | 15.166 | 15.177 | 15.383 | 12.161 | 10.494 | 9.854 | 10.836 | 13.425 | | |
| | | 二十年1931 | 9.505 | 9.107 | 9.399 | 9.337 | 8.508 | 9.491 | 10.041 | 9.347 | 9.883 | 12.647 | 12.322 | 11.617 | 11.339 | 10.195 | 10.097 | 10.544 | 10.213 | | |
| | | 廿一年1932 | 9.950 | ... | 10.343 | 10.147 | 10.393 | 10.682 | 11.108 | 10.728 | 10.379 | 10.379 | 9.703 | 10.132 | 7.852 | 7.322 | 7.091 | 7.423 | 9.607 | | |

上海常河機粳米之躉售市價
PRICE OF CHANGSHU LONG RICE
民國十四年至廿一年
1925 - 1932

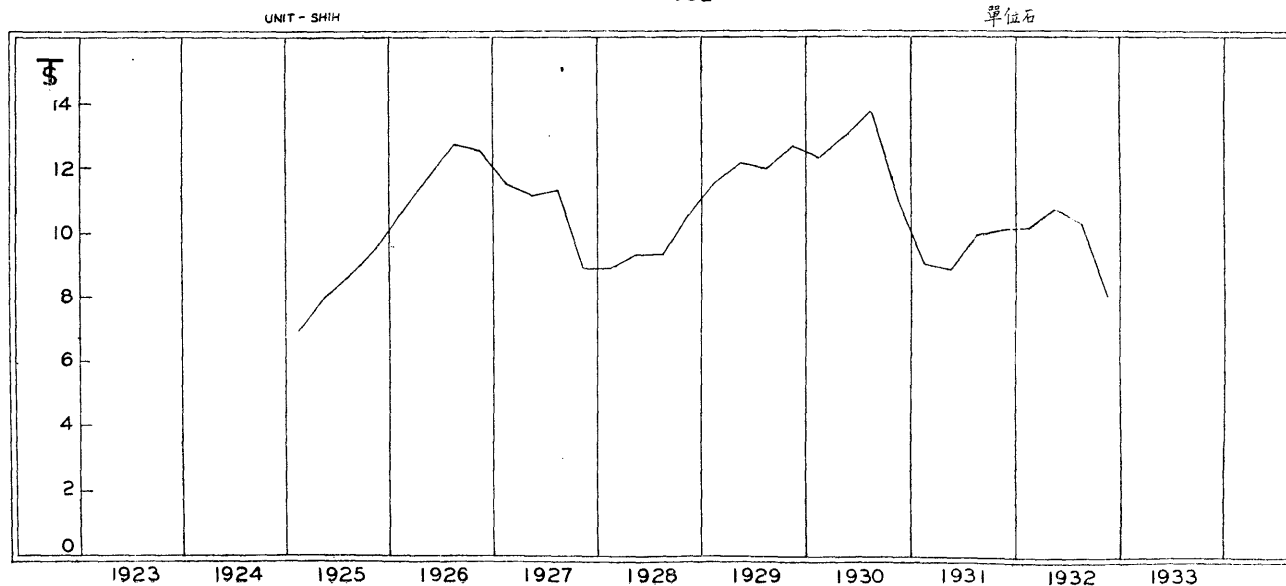


米 RICE

躉售市價(單位兩) - Wholesale Price (Shanghai Tls.)

| 名稱 Name | 單位 Unit | 年份 Year | 一月 Jan. | 二月 Feb. | 三月 March | 平均 Qrly. Average | 四月 April | 五月 May | 六月 June | 平均 Qrly. Average | 七月 July | 八月 Aug. | 九月 Sept. | 平均 Qrly. Average | 十月 Oct. | 十一月 Nov. | 十二月 Dec. | 平均 Qrly. Average | 總平均 Year's Average | | |
|---|------------|------------|------------|------------|-------------|------------------------|-------------|-----------|------------|------------------------|------------|------------|-------------|------------------------|------------|-------------|-------------|------------------------|--------------------------|--|--|
| 米, 常河機元 (常熟) Rice, Glutinous, Changshu (China.) | 担 Picul | 十二年1923 | | | | | | | | | | | | | | | | | | | |
| | | 十三年1924 | | | | | | | | | | | | | | | | | | | |
| | | 十四年1925 | 6.854 | 6.830 | 6.989 | 6.891 | 7.322 | 8.251 | 8.370 | 7.981 | 8.956 | 8.537 | 8.439 | 8.644 | 9.221 | 9.595 | 9.925 | 9.514 | 8.257 | | |
| | | 十五年1926 | 9.763 | 10.424 | 11.648 | 10.612 | 11.329 | 11.886 | 11.791 | 11.669 | 11.859 | 12.928 | 13.373 | 12.713 | 13.248 | 12.410 | 11.840 | 12.499 | 11.873 | | |
| | | 十六年1927 | 12.017 | 11.189 | 11.374 | 11.527 | 11.311 | 11.046 | 11.097 | 11.151 | 11.578 | 10.999 | 11.478 | 11.285 | 9.190 | 8.948 | 9.564 | 8.901 | 10.716 | | |
| | | 十七年1928 | 8.427 | 9.076 | 9.022 | 8.842 | 9.312 | 9.183 | 9.343 | 9.279 | 9.419 | 9.217 | 9.432 | 9.356 | 10.402 | 10.422 | 10.853 | 10.559 | 9.509 | | |
| | | 十八年1929 | 10.945 | 11.597 | 12.143 | 11.562 | 11.881 | 12.042 | 12.424 | 12.116 | 11.624 | 11.596 | 12.701 | 11.974 | 13.329 | 12.678 | 11.936 | 12.648 | 12.075 | | |
| | | 十九年1930 | 12.515 | 12.423 | 11.882 | 12.273 | 12.893 | 12.907 | 14.092 | 12.964 | 13.952 | 13.526 | 13.827 | 13.768 | 12.260 | 11.003 | 9.890 | 11.051 | 12.514 | | |
| | | 二十年1931 | 9.288 | 9.144 | 8.712 | 9.048 | 8.253 | 9.016 | 9.276 | 8.848 | 8.814 | 10.075 | 10.872 | 9.920 | 10.649 | 9.797 | 9.843 | 10.096 | 9.478 | | |
| | | 廿一年1932 | 9.950 | ... | 10.343 | 10.147 | 10.537 | 10.611 | 11.108 | 10.752 | 10.173 | 10.796 | 10.185 | 10.383 | 9.885 | 7.426 | 6.845 | 8.052 | 9.808 | | |

上海常河機元米之躉售市價
PRICE OF CHANGSHU GLUTINOUS RICE
民國十四年至廿一年
1925 - 1932

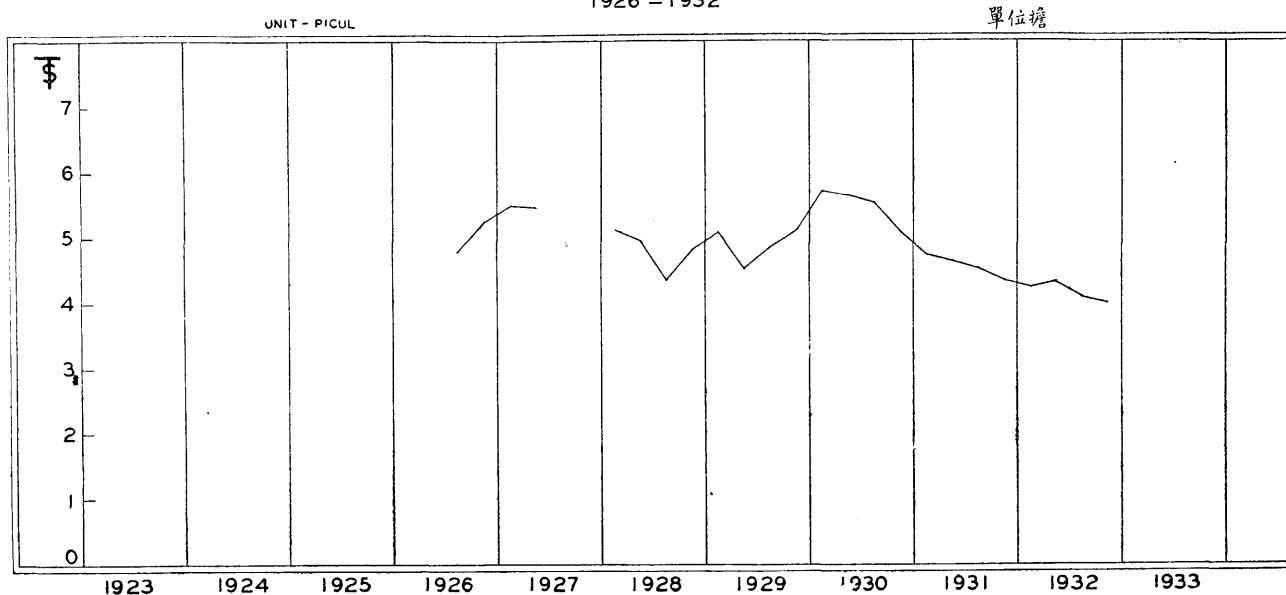


小 麥 WHEAT

躉售市價 (單位兩) - Wholesale Price (Shanghai Tls.)

| 名稱 Name | 單位 Unit | 年份 Year | 一月 Jan. | 二月 Feb. | 三月 March | 平均 Qrly. Average | 四月 April | 五月 May | 六月 June | 平均 Qrly. Average | 七月 July | 八月 Aug. | 九月 Sept. | 平均 Qrly. Average | 十月 Oct. | 十一月 Nov. | 十二月 Dec. | 平均 Qrly. Average | 總平均 Year's Average | | |
|---|------------|------------|------------|------------|-------------|------------------------|-------------|-----------|------------|------------------------|------------|------------|-------------|------------------------|------------|-------------|-------------|------------------------|--------------------------|--|--|
| 小麥一號 (美) Wheat, First Grade (U. S. A.) | 担 Picul | 十二年1923 | | | | | | | | | | | | | | | | | | | |
| | | 十三年1924 | | | | | | | | | | | | | | | | | | | |
| | | 十四年1925 | | | | | | | | | | | | | | | | | | | |
| | | 十五年1926 | | | | | | | | | | 4.800 | 4.800 | 4.800 | 4.800 | 5.200 | 5.350 | 5.200 | 5.255 | | |
| | | 十六年1927 | 5.200 | 5.325 | 5.975 | 5.500 | 5.425 | 5.700 | 5.325 | 5.483 | | | | | | | | | | | |
| | | 十七年1928 | 4.900 | 5.125 | 5.400 | 5.142 | 5.250 | 5.150 | 4.500 | 4.967 | 4.300 | 4.325 | 4.450 | 4.558 | 4.725 | 4.700 | 5.025 | 4.817 | 4.821 | | |
| | | 十八年1929 | 5.250 | 5.050 | 5.000 | 5.100 | 4.675 | 4.400 | 4.475 | 4.517 | 4.800 | 4.875 | 4.900 | 4.858 | 5.000 | 5.150 | 5.275 | 5.142 | 4.904 | | |
| | | 十九年1930 | 5.525 | 5.875 | 5.750 | 5.717 | 5.700 | 5.625 | 5.750 | 5.692 | 5.600 | 5.600 | 5.550 | 5.583 | 5.250 | 5.200 | 4.850 | 5.100 | 5.523 | | |
| | | 二十年1931 | 4.700 | 4.850 | 4.700 | 4.750 | 4.525 | 4.650 | 4.800 | 4.658 | 4.450 | 4.600 | 4.575 | 4.542 | 4.350 | 4.450 | 4.300 | 4.367 | 4.554 | | |
| | | 廿一年1932 | 4.150 | ... | 4.350 | 4.250 | 4.400 | 4.450 | 4.150 | 4.333 | 3.875 | 4.225 | 4.150 | 4.083 | 4.100 | 3.900 | 3.925 | 3.975 | 4.160 | | |

美國一號小麥在滬之躉售市價
PRICE OF AMERICAN FIRST GRADE WHEAT
民國十五年至廿一年
1926 - 1932

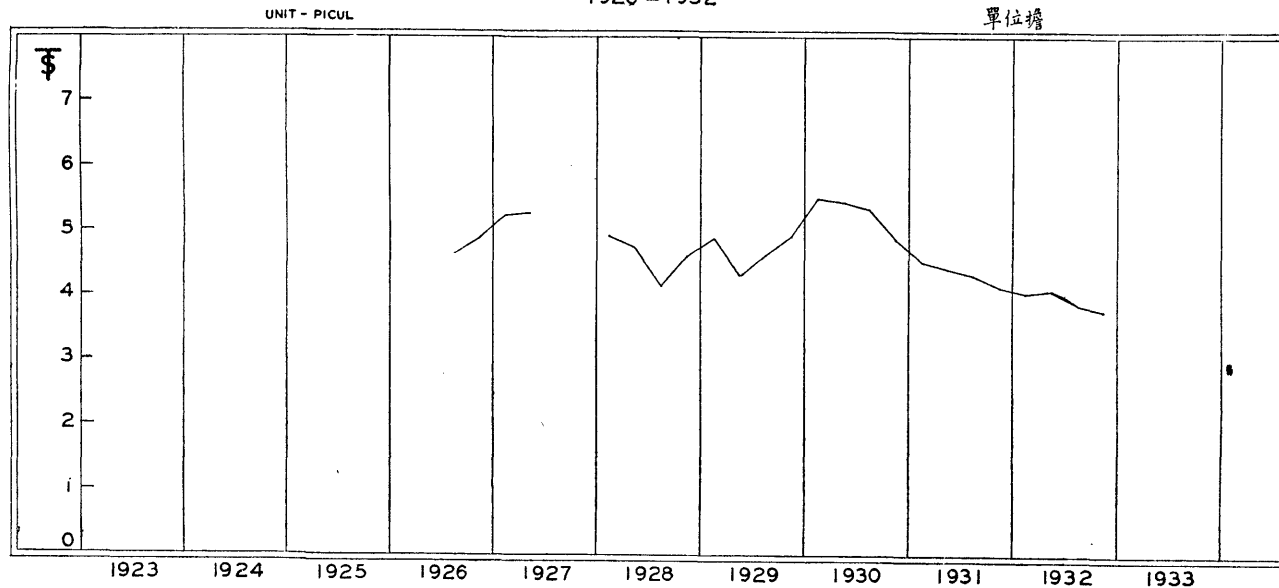


小麥 WHEAT

躉售市價 (單位兩)—Wholesale Price (Shanghai Tls.)

| 名稱 Name | 單位 Unit | 年份 Year | 一月 Jan. | 二月 Feb. | 三月 March | 平均 Qrly. Average | 四月 April | 五月 May | 六月 June | 平均 Qrly. Average | 七月 July | 八月 Aug. | 九月 Sept. | 平均 Qrly. Average | 十月 Oct. | 十一月 Nov. | 十二月 Dec. | 平均 Qrly. Average | 總平均 Year's Average | | |
|--|------------|------------|------------|------------|-------------|------------------------|-------------|-----------|------------|------------------------|------------|------------|-------------|------------------------|------------|-------------|-------------|------------------------|--------------------------|--|--|
| 小麥, 二號 (美) Wheat, Second Grade (U.S.A.) | 担 Picul | 十二年1923 | | | | | | | | | | | | | | | | | | | |
| | | 十三年1924 | | | | | | | | | | | | | | | | | | | |
| | | 十四年1925 | | | | | | | | | | | | | | | | | | | |
| | | 十五年1926 | | | | | | | | | | | | | | | | | | | |
| | | 十六年1927 | ... | 5.175 | 5.350 | 5.262 | 5.250 | 5.500 | 5.150 | 5.300 | 4.700 | ... | 4.600 | 4.650 | 4.990 | ... | ... | 4.900 | | | |
| | | 十七年1928 | 4.700 | 4.925 | 5.225 | 4.950 | 5.100 | 4.950 | 4.300 | 4.783 | 4.150 | 4.125 | 4.250 | 4.175 | 4.525 | 4.500 | 4.825 | 4.617 | 4.631 | | |
| | | 十八年1929 | 5.050 | 4.850 | 4.800 | 4.900 | 4.475 | 4.200 | 4.275 | 4.317 | 4.600 | 4.675 | 4.700 | 4.658 | 4.800 | 4.950 | 5.075 | 4.942 | 4.704 | | |
| | | 十九年1930 | 5.325 | 5.675 | 5.550 | 5.517 | 5.500 | 5.425 | 5.550 | 5.492 | 5.400 | 5.400 | 5.350 | 5.383 | 5.050 | 5.000 | 4.650 | 4.900 | 5.323 | | |
| | | 二十年1931 | 4.500 | 4.650 | 4.500 | 4.550 | 4.325 | 4.450 | 4.600 | 4.458 | 4.250 | 4.400 | 4.375 | 4.342 | 4.150 | 4.250 | 4.100 | 4.167 | 4.379 | | |
| | | 廿一年1932 | 3.950 | ... | 4.150 | 4.050 | 4.200 | 4.150 | 3.950 | 4.100 | 3.675 | 4.025 | 3.950 | 3.883 | 3.900 | 3.700 | 3.725 | 3.775 | 3.952 | | |

美國二號小麥在滬之躉售市價
PRICE OF AMERICAN SECOND GRADE WHEAT
民國十五年至廿一年
1926 - 1932

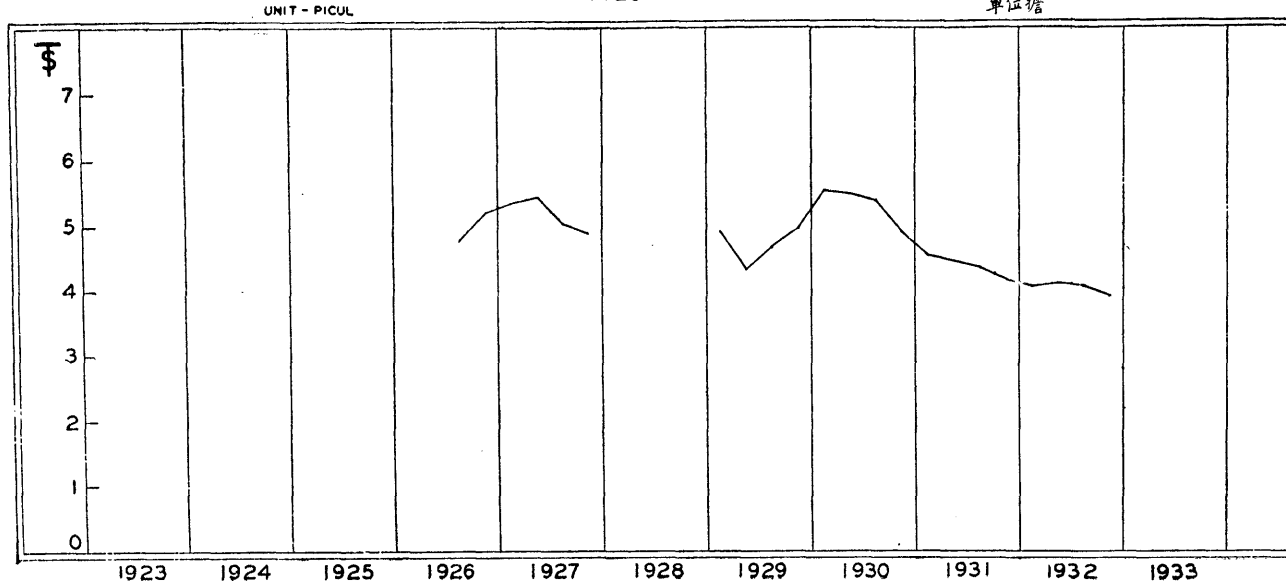


小 麥 WHEAT

躉售市價 (單位兩) -- Wholesale Price (Shanghai Tls.)

| 名 稱 Name | 單 位 Unit | 年 份 Year | 一 月 Jan. | 二 月 Feb. | 三 月 March | 平 均 Qrly. Average | 四 月 April | 五 月 May | 六 月 June | 平 均 Qrly. Average | 七 月 July | 八 月 Aug. | 九 月 Sept. | 平 均 Qrly. Average | 十 月 Oct. | 十一 月 Nov. | 十二 月 Dec. | 平 均 Qrly. Average | 總 平 均 Year's Average | | |
|---|-------------|-------------|-------------|-------------|--------------|-------------------------|--------------|------------|-------------|-------------------------|-------------|-------------|--------------|-------------------------|-------------|--------------|--------------|-------------------------|----------------------------|--|--|
| 小麥,一號(坎拿大) Wheat, First Grade (Canada) | 担 Picul | 十二年1923 | | | | | | | | | | | | | | | | | | | |
| | | 十三年1924 | | | | | | | | | | | | | | | | | | | |
| | | 十四年1925 | | | | | | | | | | | | | | | | | | | |
| | | 十五年1926 | | | | | | | | | | | | | | | | | | | |
| | | 十六年1927 | 5,200 | ... | 5,500 | 5,350 | 5,400 | 5,650 | 5,250 | 5,433 | 4,950 | 5,000 | 5,100 | 5,017 | 5,000 | 4,900 | 4,750 | 4,883 | 5,171 | | |
| | | 十七年1928 | | | | | | | | | | | | | | | | | | | |
| | | 十八年1929 | 5,050 | 4,850 | 4,800 | 4,900 | 4,475 | 4,200 | 4,275 | 4,317 | 4,600 | 4,675 | 4,700 | 4,658 | 4,800 | 4,950 | 5,075 | 4,942 | 4,704 | | |
| | | 十九年1930 | 5,325 | 5,675 | 5,550 | 5,517 | 5,500 | 5,425 | 5,550 | 5,492 | 5,400 | 5,400 | 5,350 | 5,383 | 5,050 | 5,000 | 4,650 | 4,900 | 5,323 | | |
| | | 二十年1931 | 4,500 | 4,650 | 4,500 | 4,550 | 4,325 | 4,450 | 4,600 | 4,458 | 4,250 | 4,400 | 4,375 | 4,342 | 4,150 | 4,250 | 4,100 | 4,167 | 4,379 | | |
| | | 廿一年1932 | 3,950 | ... | 4,150 | 4,050 | 4,200 | 4,150 | 3,950 | 4,100 | 3,825 | 4,225 | 4,050 | 4,033 | 4,025 | 3,800 | 3,825 | 3,883 | 4,016 | | |

坎拿大一號小麥在滬之躉售市價
PRICE OF CANADIAN FIRST GRADE WHEAT
民國十五年至廿一年
1926 - 1932



小麥 WHEAT

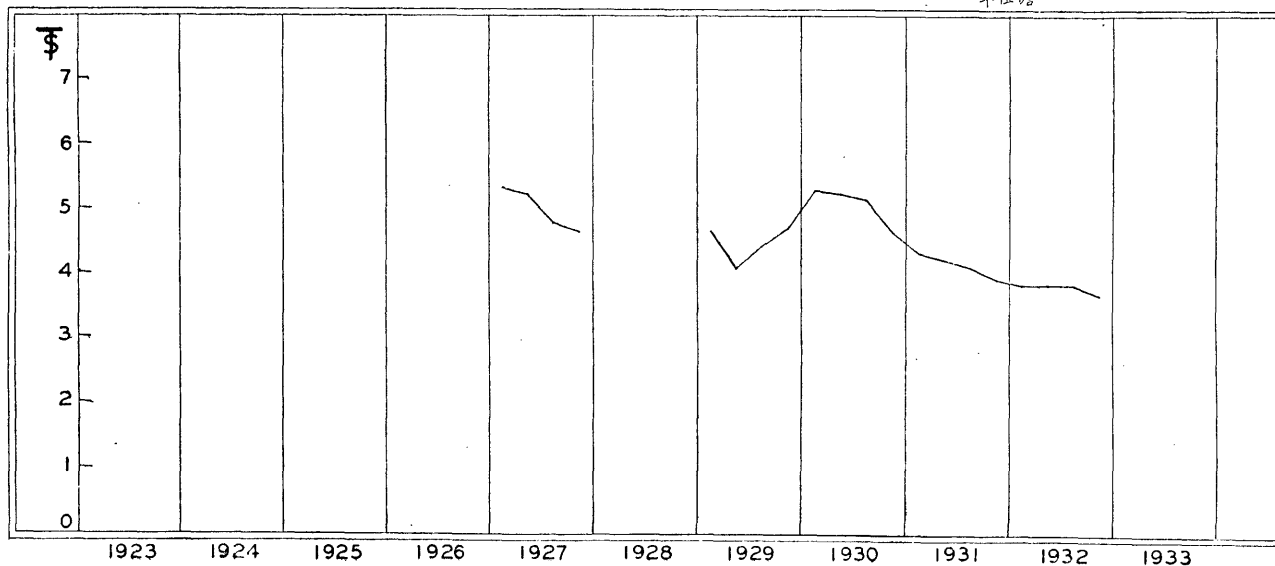
躉售市價 (單位兩) - Wholesale Price (Shanghai Tls.)

| 名稱 Name | 單位 Unit | 年份 Year | 一月 Jan. | 二月 Feb. | 三月 March | 平均 Qrly. Average | 四月 April | 五月 May | 六月 June | 平均 Qrly. Average | 七月 July | 八月 Aug. | 九月 Sept. | 平均 Qrly. Average | 十月 Oct. | 十一月 Nov. | 十二月 Dec. | 平均 Qrly. Average | 總平均 Year's Average | | |
|---|------------|------------|------------|------------|-------------|------------------------|-------------|-----------|------------|------------------------|------------|------------|-------------|------------------------|------------|-------------|-------------|------------------------|--------------------------|--|--|
| 小麥, 二號(坎拿大) Wheat, Second Grade (Canada) | 担 Picul | 十二年1923 | | | | | | | | | | | | | | | | | | | |
| | | 十三年1924 | | | | | | | | | | | | | | | | | | | |
| | | 十四年1925 | | | | | | | | | | | | | | | | | | | |
| | | 十五年1926 | | | | | | | | | | | | | | | | | | | |
| | | 十六年1927 | ... | ... | 5.350 | 5.350 | 5.200 | 5.450 | 5.100 | 5.250 | 4.750 | 4.750 | 4.900 | 4.800 | 4.800 | 4.700 | 4.550 | 4.683 | 5.021 | | |
| | | 十七年1928 | | | | | | | | | | | | | | | | | | | |
| | | 十八年1929 | 4.850 | 4.650 | 4.600 | 4.700 | 4.275 | 4.000 | 4.075 | 4.117 | 4.400 | 4.475 | 4.500 | 4.458 | 4.600 | 4.750 | 4.875 | 4.742 | 4.504 | | |
| | | 十九年1930 | 5.125 | 5.475 | 5.350 | 5.317 | 5.300 | 5.225 | 5.350 | 5.292 | 5.200 | 5.200 | 5.150 | 5.183 | 4.850 | 4.800 | 4.450 | 4.700 | 5.123 | | |
| | | 二十年1931 | 4.300 | 4.450 | 4.300 | 4.350 | 4.125 | 4.250 | 4.400 | 4.258 | 4.050 | 4.200 | 4.175 | 4.142 | 3.950 | 4.050 | 3.900 | 3.967 | 4.179 | | |
| | | 廿一年1932 | 3.750 | ... | 3.950 | 3.850 | 4.000 | 3.850 | 3.750 | 3.867 | 3.625 | 4.025 | 3.850 | 3.833 | 3.825 | 3.600 | 3.625 | 3.683 | 3.810 | | |

坎拿大二號小麥在滬之躉售市價
PRICE OF CANADIAN SECOND GRADE WHEAT
民國十六年至廿一年
1927 - 1932

UNIT - PICUL

單位擔

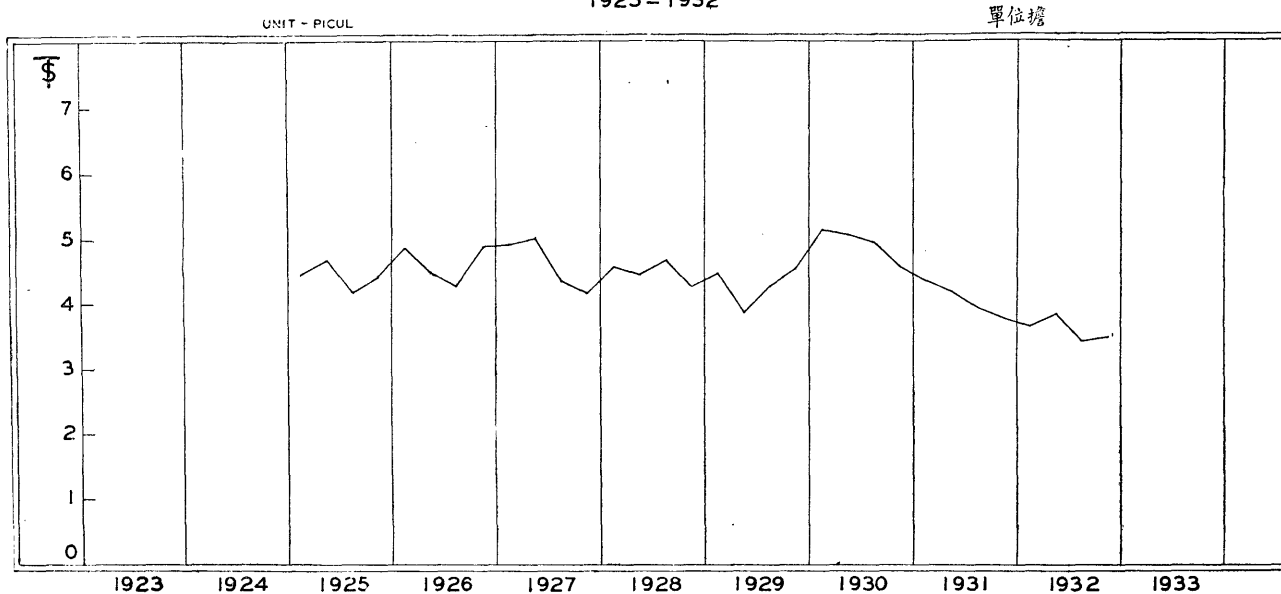


小麥 WHEAT

躉售市價 (單位兩)—Wholesale Price (Shanghai Tls.)

| 名稱 Name | 單位 Unit | 年份 Year | 一月 Jan. | 二月 Feb. | 三月 March | 平均 Qrly. Average | 四月 April | 五月 May | 六月 June | 平均 Qrly. Average | 七月 July | 八月 Aug. | 九月 Sept. | 平均 Qrly. Average | 十月 Oct. | 十一月 Nov. | 十二月 Dec. | 平均 Qrly. Average | 總平均 Year's Average | | |
|--|------------|------------|------------|------------|-------------|------------------------|-------------|-----------|------------|------------------------|------------|------------|-------------|------------------------|------------|-------------|-------------|------------------------|--------------------------|--|--|
| 小麥,火車貨 (津浦線) Wheat (Tientsin- Pukow Railway) (China) | 担 Picul | 十二年1923 | | | | | | | | | | | | | | | | | | | |
| | | 十三年1924 | | | | | | | | | | | | | | | | | | | |
| | | 十四年1925 | 4.200 | 4.380 | 4.700 | 4.427 | 4.800 | 4.530 | ... | 4.665 | 4.200 | 4.230 | 4.100 | 4.177 | 4.115 | 4.450 | 4.650 | 4.405 | 4.163 | | |
| | | 十五年1926 | 4.880 | 4.830 | 4.850 | 4.853 | 4.900 | 4.460 | 4.100 | 4.487 | 4.250 | 4.250 | 4.350 | 4.283 | 4.820 | 4.950 | 4.830 | 4.867 | 4.623 | | |
| | | 十六年1927 | 4.870 | 4.870 | 5.000 | 4.913 | 5.000 | 5.250 | 4.800 | 5.017 | 4.250 | 4.400 | 4.400 | 4.350 | 4.200 | 4.250 | 4.080 | 4.177 | 4.614 | | |
| | | 十七年1928 | 4.250 | 4.550 | 4.900 | 4.567 | 4.730 | 4.665 | 3.975 | 4.457 | 3.740 | 3.555 | 3.750 | 3.682 | 4.225 | 4.150 | 4.425 | 4.267 | 4.243 | | |
| | | 十八年1929 | 4.485 | 4.550 | 4.385 | 4.473 | 3.995 | 3.790 | 3.875 | 3.887 | 4.200 | 4.289 | 4.335 | 4.273 | 4.395 | 4.550 | 4.675 | 4.540 | 4.293 | | |
| | | 十九年1930 | 5.925 | 5.280 | 5.155 | 5.120 | 5.115 | 5.025 | 5.100 | 5.080 | 4.900 | 4.975 | 4.950 | 4.942 | 4.725 | 4.700 | 4.350 | 4.592 | 4.934 | | |
| | | 二十年1931 | 4.300 | 4.425 | 4.325 | 4.350 | 4.125 | 4.225 | 4.220 | 4.190 | 3.850 | 4.000 | 3.975 | 3.942 | 3.800 | 3.850 | 3.700 | 3.783 | 4.066 | | |
| | | 廿一年1932 | 3.550 | ... | 3.750 | 3.650 | 3.900 | 3.950 | 3.675 | 3.842 | 3.875 | 3.525 | 3.500 | 3.467 | 3.510 | 3.425 | 3.600 | 3.512 | 3.618 | | |

上海津浦綫小麥之躉售市價
PRICE OF TIENTSIN PUKOW RAILWAY WHEAT
民國十四年至廿一年
1925 - 1932



小麥 WHEAT

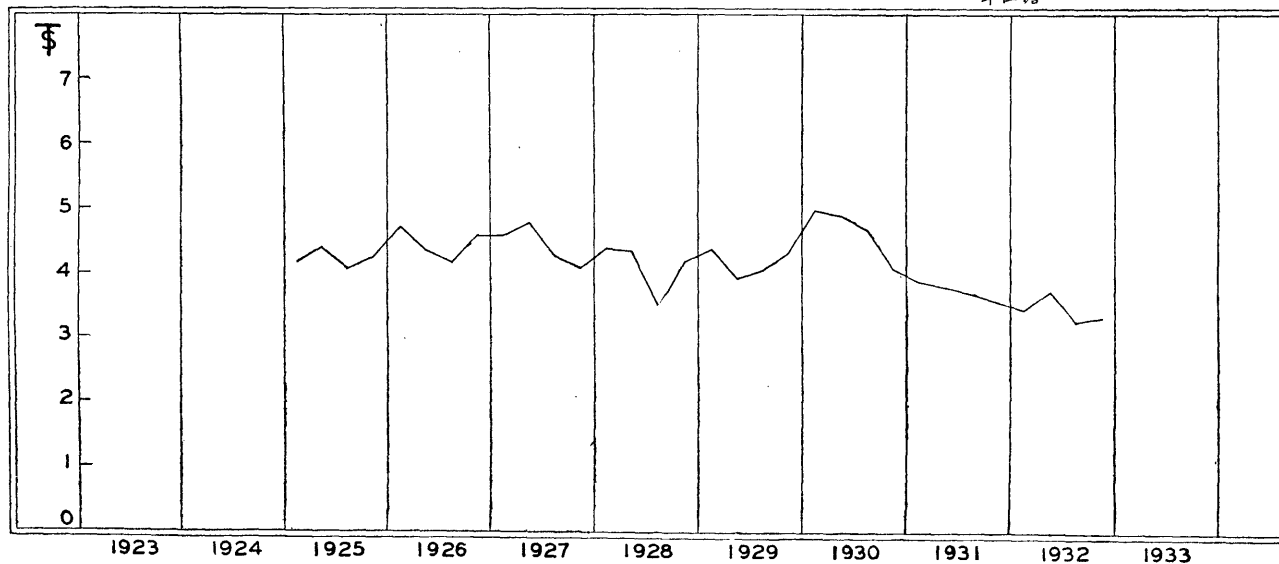
躉售市價(單位兩)—Wholesale Price (Shanghai Tls.)

| 名稱 Name | 單位 Unit | 年份 Year | 一月 Jan. | 二月 Feb. | 三月 March | 平均 Qrly. Average | 四月 April | 五月 May | 六月 June | 平均 Qrly. Average | 七月 July | 八月 Aug. | 九月 Sept. | 平均 Qrly. Average | 十月 Oct. | 十一月 Nov. | 十二月 Dec. | 平均 Qrly. Average | 總平均 Year's Average | | |
|---|------------|------------|------------|------------|-------------|------------------------|-------------|-----------|------------|------------------------|------------|------------|-------------|------------------------|------------|-------------|-------------|------------------------|--------------------------|--|--|
| 小麥 (漢口) Wheat, Hankow (China.) | 担 Picul | 十二年1923 | | | | | | | | | | | | | | | | | | | |
| | | 十三年1924 | | | | | | | | | | | | | | | | | | | |
| | | 十四年1925 | 3.900 | 4.350 | 4.200 | 4.150 | 4.400 | 4.400 | ... | 4.400 | 4.180 | 4.050 | 4.000 | 4.077 | 4.050 | 4.200 | 4.500 | 4.250 | 4.219 | | |
| | | 十五年1926 | 4.700 | 4.650 | 4.750 | 4.700 | 4.800 | 4.350 | 3.950 | 4.367 | 4.100 | 4.200 | 4.200 | 4.167 | 4.650 | 4.900 | 4.200 | 4.583 | 4.454 | | |
| | | 十六年1927 | 4.350 | 4.550 | 4.850 | 4.583 | 4.850 | 5.000 | 4.500 | 4.783 | 4.050 | 4.400 | 4.350 | 4.267 | 4.130 | 4.100 | 4.050 | 4.093 | 4.432 | | |
| | | 十七年1928 | 4.100 | 4.325 | 4.720 | 4.382 | 4.650 | 4.450 | 3.900 | 4.333 | 3.510 | 3.410 | 3.550 | 3.490 | 4.130 | 4.085 | 4.315 | 4.177 | 4.096 | | |
| | | 十八年1929 | 4.400 | 4.450 | 4.290 | 4.380 | 3.905 | ... | ... | 3.905 | 4.000 | 4.050 | 4.100 | 4.050 | 4.175 | 4.275 | 4.475 | 4.308 | 4.161 | | |
| | | 十九年1930 | 4.725 | 5.175 | 5.050 | 4.983 | 5.000 | 4.825 | 4.875 | 4.900 | 4.725 | 4.700 | 4.650 | 4.692 | 4.300 | 4.100 | 3.850 | 4.083 | 4.665 | | |
| | | 二十年1931 | 3.800 | 3.950 | 3.925 | 3.892 | 3.725 | 3.825 | 3.850 | 3.800 | 3.550 | 3.775 | 3.775 | 3.700 | 3.600 | 3.650 | 3.500 | 3.583 | 3.744 | | |
| | | 廿一年1932 | 3.350 | ... | 3.550 | 3.450 | 3.800 | 3.850 | 3.500 | 3.717 | 3.175 | 3.325 | 3.300 | 3.267 | 3.300 | 3.250 | 3.450 | 3.333 | 3.442 | | |

上海漢口小麥之躉售市價
PRICE OF HANKOW WHEAT
民國十四年至廿一年
1925 - 1932

UNIT - PICUL

單位擔

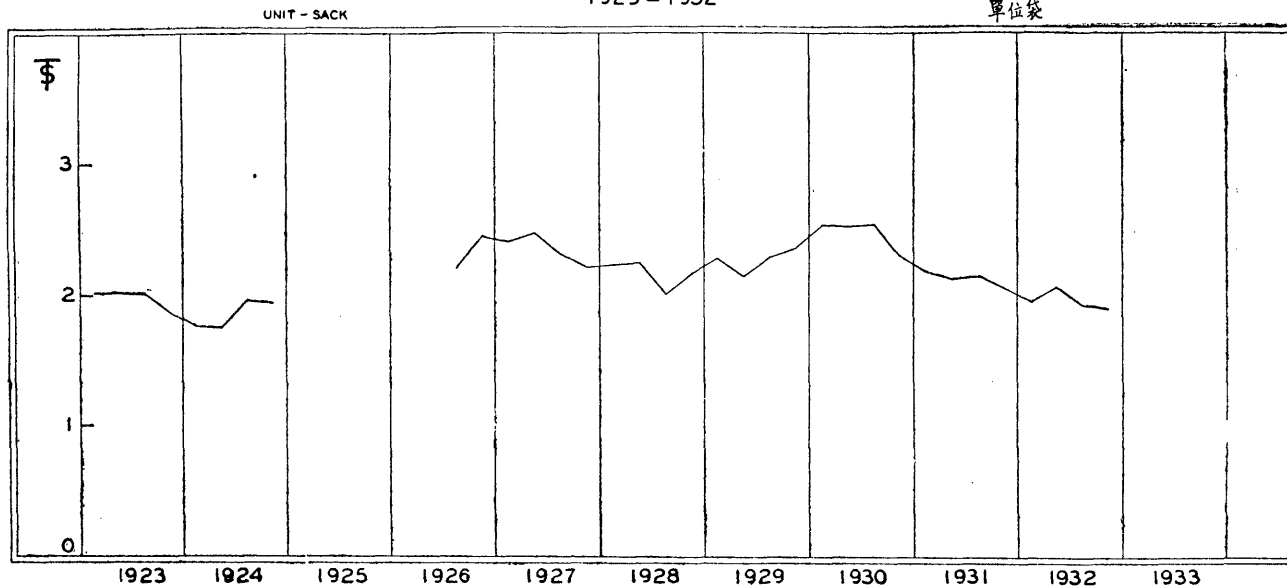


麵粉 WHEAT FLOUR

躉售市價(單位兩)—Wholesale Price (Shanghai Tls.)

| 名稱 Name | 單位 Unit | 年份 Year | 一月 Jan. | 二月 Feb. | 三月 March | 平均 Qrly. Average | 四月 April | 五月 May | 六月 June | 平均 Qrly. Average | 七月 July | 八月 Aug. | 九月 Sept. | 平均 Qrly. Average | 十月 Oct. | 十一月 Nov. | 十二月 Dec. | 平均 Qrly. Average | 總平均 Year's Average | |
|---|----------------------------------|------------|------------|------------|-------------|------------------------|-------------|-----------|------------|------------------------|------------|------------|-------------|------------------------|------------|-------------|-------------|------------------------|--------------------------|-------|
| 麵粉, 紅日當空牌(美) Flour, Wheat, Major Brand (U. S. A.) | 袋 (四十九磅) Sack (49 lbs.) | 十二年1923 | 1.980 | 2.029 | 2.030 | 2.010 | 2.030 | ... | ... | 2.030 | 2.020 | 2.000 | 2.000 | 2.007 | 1.980 | 1.830 | 1.825 | 1.878 | 1.981 | |
| | | 十三年1924 | 1.810 | 1.800 | 1.750 | 1.787 | 1.720 | 1.800 | 1.800 | 1.773 | 2.050 | 1.950 | 1.940 | 1.980 | 2.000 | 1.930 | ... | 1.965 | 1.876 | |
| | | 十四年1925 | | | | | | | | | | 2.150 | 2.200 | 2.275 | 2.208 | 2.400 | 2.512 | 2.450 | 2.454 | |
| | | 十五年1926 | | | | | | | | | 2.480 | 2.325 | 2.275 | 2.325 | 2.308 | 2.275 | 2.210 | 2.160 | 2.215 | 2.354 |
| | | 十六年1927 | 2.437 | 2.390 | 2.415 | 2.414 | 2.440 | 2.525 | 2.475 | 2.480 | 2.325 | 2.275 | 2.325 | 2.308 | 2.275 | 2.210 | 2.160 | 2.215 | 2.354 | |
| | | 十七年1928 | 2.195 | 2.225 | 2.300 | 2.240 | 2.312 | 2.300 | 2.150 | 2.254 | 2.050 | 1.975 | 2.012 | 2.012 | 2.112 | 2.175 | 2.212 | 2.166 | 2.168 | |
| | | 十八年1929 | 2.262 | 2.337 | 2.250 | 2.283 | 2.200 | 2.113 | 2.113 | 2.142 | 2.213 | 2.313 | 2.325 | 2.284 | 2.338 | 2.338 | 2.388 | 2.355 | 2.266 | |
| | | 十九年1930 | 2.488 | 2.613 | 2.538 | 2.546 | 2.550 | 2.500 | 2.563 | 2.538 | 2.600 | 2.550 | 2.500 | 2.550 | 2.375 | 2.325 | 2.225 | 2.308 | 2.486 | |
| | | 二十年1931 | 2.175 | 2.238 | 2.150 | 2.188 | 2.138 | 2.125 | 2.150 | 2.138 | 2.100 | 2.188 | 2.163 | 2.150 | 2.088 | 2.100 | 2.000 | 2.063 | 2.136 | |
| | | 廿一年1932 | 1.913 | ... | 1.988 | 1.951 | 2.063 | 2.113 | 2.000 | 2.059 | 1.838 | 1.963 | 1.925 | 1.909 | 1.900 | 1.863 | 1.900 | 1.888 | 1.952 | |

美國紅日當空牌麵粉在滬之躉售市價
PRICE OF AMERICAN MAJOR BRAND FLOUR
民國十二年至廿一年
1923 - 1932



麵粉 WHEAT FLOUR

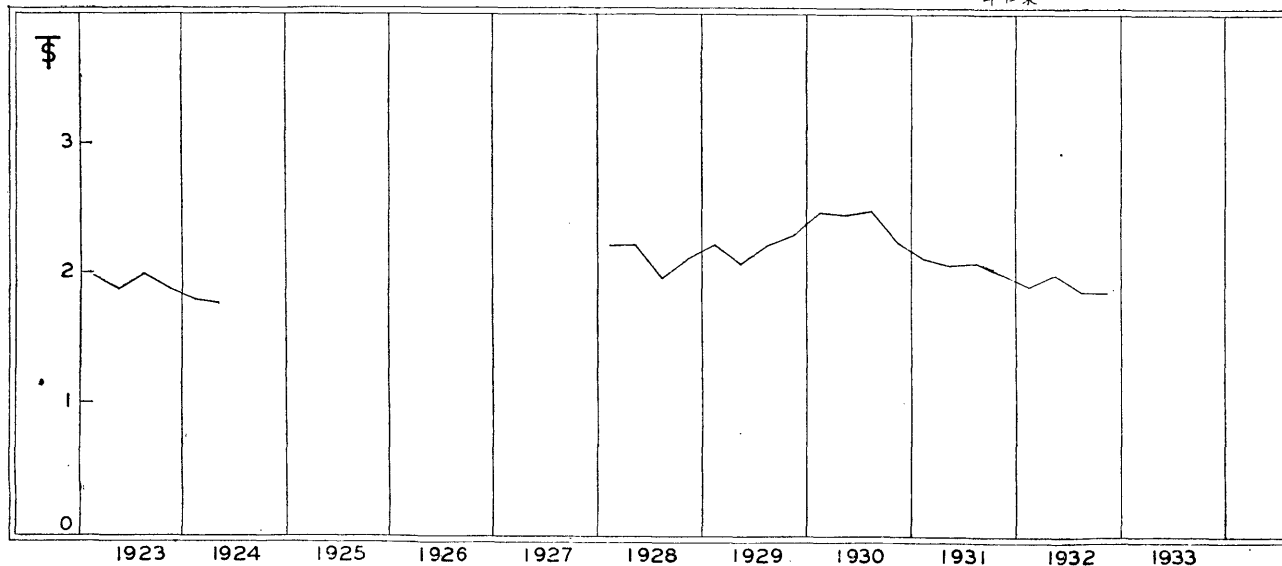
躉售市價 (單位兩)—Wholesale Price (Shanghai Tls.)

| 名稱 Name | 單位 Unit | 年份 Year | 一月 Jan. | 二月 Feb. | 三月 March | 平均 Qrly. Average | 四月 April | 五月 May | 六月 June | 平均 Qrly. Average | 七月 July | 八月 Aug. | 九月 Sept. | 平均 Qrly. Average | 十月 Oct. | 十一月 Nov. | 十二月 Dec. | 平均 Qrly. Average | 總平均 Year's Average | |
|---|----------------------------------|------------|------------|------------|-------------|------------------------|-------------|-----------|------------|------------------------|------------|------------|-------------|------------------------|------------|-------------|-------------|------------------------|--------------------------|--|
| 麵粉, 金鐘牌 (坎拿大) Flour, Wheat Gold Bell Brand (Canada) | 袋 (四十九磅) Bag. (49 lbs.) | 十二年1923 | 1.960 | 2.000 | 2.010 | 1.990 | 1.870 | ... | ... | 1.870 | 2.020 | 2.000 | 1.970 | 1.997 | 1.930 | 1.850 | 1.830 | 1.880 | 1.934 | |
| | | 十三年1924 | 1.820 | 1.820 | 1.760 | 1.800 | 1.680 | 1.780 | 1.790 | 1.750 | | | | | | | | | | |
| | | 十四年1925 | | | | | | | | | | | | | | | | | | |
| | | 十五年1926 | | | | | | | | | | ... | ... | ... | ... | ... | ... | 2.430 | 2.430 | |
| | | 十六年1927 | | | | | | | | | | | | | | | | | | |
| | | 十七年1928 | 2.195 | 2.225 | 2.300 | 2.240 | 2.312 | 2.275 | 2.137 | 2.241 | 2.025 | 1.925 | 1.987 | 1.979 | 2.087 | 2.125 | 2.187 | 2.133 | 2.148 | |
| | | 十八年1929 | 2.237 | 2.287 | 2.200 | 2.241 | 2.150 | 2.063 | 2.063 | 2.092 | 2.163 | 2.263 | 2.275 | 2.234 | 2.288 | 2.288 | 2.338 | 2.305 | 2.218 | |
| | | 十九年1930 | 2.438 | 2.563 | 2.488 | 2.496 | 2.500 | 2.450 | 2.488 | 2.479 | 2.550 | 2.500 | 2.450 | 2.500 | 2.325 | 2.275 | 2.175 | 2.258 | 2.433 | |
| | | 二十年1931 | 2.125 | 2.188 | 2.100 | 2.138 | 2.088 | 2.075 | 2.100 | 2.088 | 2.050 | 2.138 | 2.113 | 2.109 | 2.038 | 2.050 | 1.950 | 2.013 | 2.082 | |
| | | 廿一年1932 | 1.888 | ... | 1.938 | 1.913 | 2.013 | 2.063 | 1.950 | 2.009 | 1.788 | 1.925 | 1.900 | 1.871 | 1.875 | 1.838 | 1.875 | 1.863 | 1.914 | |

坎拿大金鐘牌麵粉在滬之躉售市價
PRICE OF CANADIAN GOLD BELL BRAND FLOUR
民國十二年至廿一年
1923-1932

UNIT - SACK

單位袋

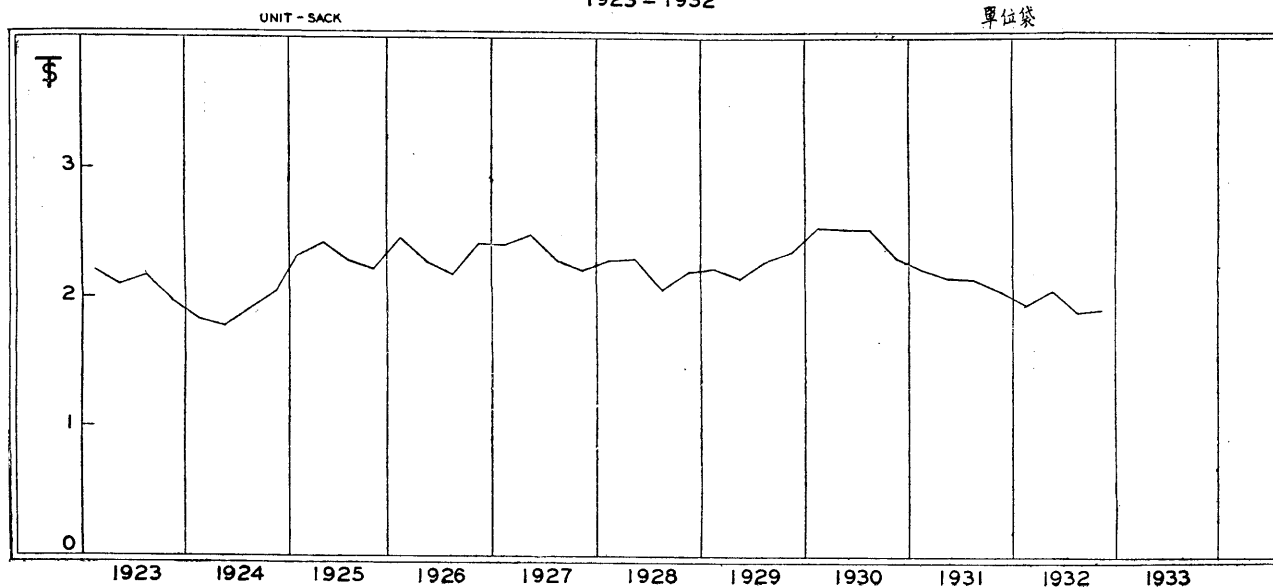


麵粉 WHEAT FLOUR

躉售市價 (單位兩)—Wholesale Price (Shanghai Tls.)

| 名稱 Name | 單位 Unit | 年份 Year | 一月 Jan. | 二月 Feb. | 三月 March | 平均 Qrly. Average | 四月 April | 五月 May | 六月 June | 平均 Qrly. Average | 七月 July | 八月 Aug. | 九月 Sept. | 平均 Qrly. Average | 十月 Oct. | 十一月 Nov. | 十二月 Dec. | 平均 Qrly. Average | 總平均 Year's Average | |
|---|----------------------------------|------------|------------|------------|-------------|------------------------|-------------|-----------|------------|------------------------|------------|------------|-------------|------------------------|------------|-------------|-------------|------------------------|--------------------------|-------|
| 麵粉, 茂新綠兵船牌 (無錫) Flour, Wheat Green Battle Ship Brand, Wusih (China.) | 袋 (四十九磅) Sack (49 lbs.) | 十二年1923 | 2.225 | 2.275 | 2.125 | 2.208 | 2.120 | 2.100 | 2.075 | 2.098 | 2.150 | 2.100 | 2.250 | 2.167 | 2.025 | 1.970 | 1.900 | 1.965 | 2.109 | |
| | | 十三年1924 | 1.850 | 1.825 | 1.790 | 1.822 | 1.750 | 1.800 | 1.800 | 1.767 | 2.000 | 1.825 | 1.875 | 1.900 | 1.925 | 2.050 | 2.150 | 2.042 | 1.883 | |
| | | 十四年1925 | 2.270 | 2.275 | 2.370 | 2.305 | 2.450 | 2.400 | ... | 2.425 | 2.375 | 2.350 | 2.150 | 2.292 | 2.102 | 2.260 | 2.400 | 2.254 | 2.319 | |
| | | 十五年1926 | 2.500 | 2.450 | 2.425 | 2.458 | 2.420 | 2.300 | 2.130 | 2.283 | 2.175 | 2.175 | 2.200 | 2.183 | 2.380 | 2.450 | 2.400 | 2.410 | 2.334 | |
| | | 十六年1927 | 2.390 | 2.375 | 2.440 | 2.402 | 2.450 | 2.525 | 2.470 | 2.482 | 2.275 | 2.300 | 2.300 | 2.292 | 2.250 | 2.225 | 2.150 | 2.208 | 2.346 | |
| | | 十七年1928 | 2.220 | 2.275 | 2.387 | 2.294 | 2.350 | 2.337 | 2.212 | 2.300 | 2.100 | 2.037 | 2.062 | 2.066 | 2.162 | 2.187 | 2.225 | 2.191 | 2.213 | |
| | | 十八年1929 | 2.275 | 2.337 | 2.275 | 2.296 | 2.225 | 2.113 | 2.113 | 2.150 | 2.213 | 2.313 | 2.325 | 2.284 | 2.338 | 2.338 | 2.338 | 2.388 | 2.355 | 2.271 |
| | | 十九年1930 | 2.488 | 2.613 | 2.538 | 2.546 | 2.550 | 2.500 | 2.563 | 2.538 | 2.550 | 2.550 | 2.500 | 2.533 | 2.375 | 2.325 | 2.225 | 2.308 | 2.481 | |
| | | 二十年1931 | 2.200 | 2.250 | 2.225 | 2.225 | 2.163 | 2.163 | 2.150 | 2.159 | 2.100 | 2.188 | 2.163 | 2.150 | 2.088 | 2.100 | 2.000 | 2.063 | 2.149 | |
| | | 廿一年1932 | 1.913 | ... | 1.988 | 1.951 | 2.063 | 2.113 | 2.000 | 2.059 | 1.838 | 1.950 | 1.913 | 1.900 | 1.913 | 1.900 | 1.975 | 1.929 | 1.960 | |

上海無錫茂新綠兵船牌麵粉之躉售市價
PRICE OF WUSIH GREEN BATTLE SHIP BRAND FLOUR
民國十二年至廿一年
1923 - 1932

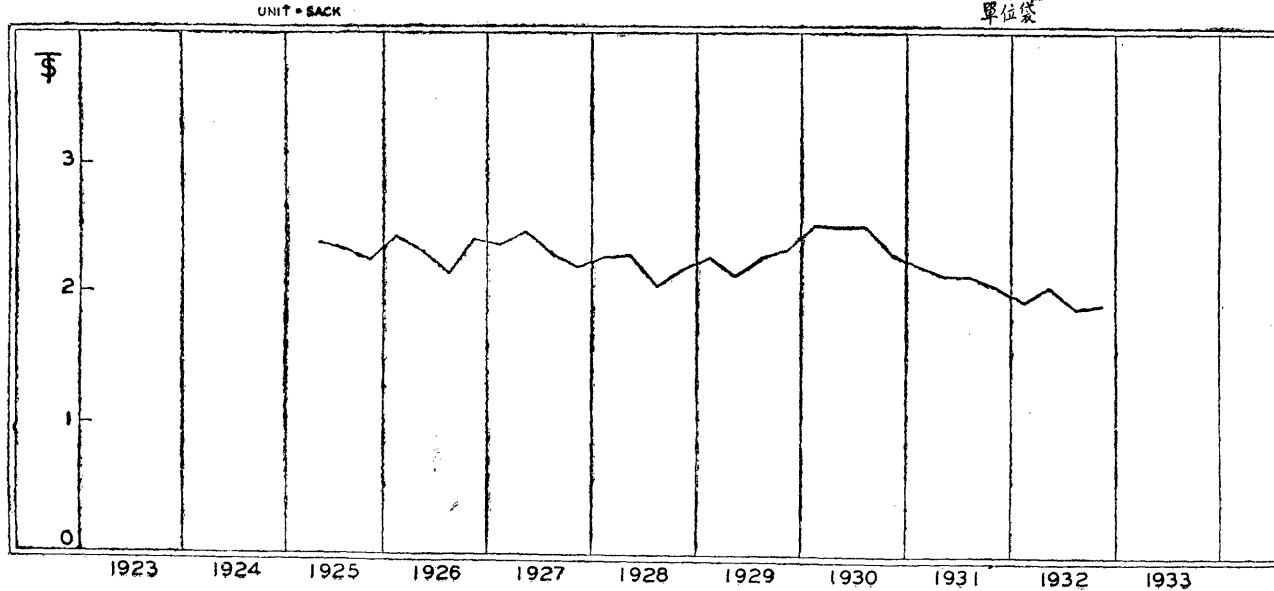


麵粉 WHEAT FLOUR

躉售市價(單位兩)—Wholesale Price (Shanghai Tls.)

| 名稱 Name | 單位 Unit | 年份 Year | 一月 Jan. | 二月 Feb. | 三月 March | 平均 Qrly. Average | 四月 April | 五月 May | 六月 June | 平均 Qrly. Average | 七月 July | 八月 Aug. | 九月 Sept. | 平均 Qrly. Average | 十月 Oct. | 十一月 Nov. | 十二月 Dec. | 平均 Qrly. Average | 總平均 Year's Average | | |
|--|----------------------------------|------------|------------|------------|-------------|------------------------|-------------|-----------|------------|------------------------|------------|------------|-------------|------------------------|------------|-------------|-------------|------------------------|--------------------------|--|--|
| 麵粉, 阜豐老車牌 (上海) Flour, Wheat, Bicycle Brand. Shanghai (China.) | 袋 (四十九磅) Sack (49 lbs.) | 十二年1923 | | | | | | | | | | | | | | | | | | | |
| | | 十三年1924 | | | | | | | | | | | | | | | | | | | |
| | | 十四年1925 | | | | | | 2.450 | 2.425 | 2.300 | 2.391 | 2.362 | 2.350 | 2.325 | 2.345 | 2.102 | 2.275 | 2.375 | 2.251 | | |
| | | 十五年1926 | 2.450 | 2.455 | 2.440 | 2.446 | 2.422 | 2.352 | 2.215 | 2.329 | 2.162 | 2.147 | 2.177 | 2.162 | 2.360 | 2.462 | 2.412 | 2.411 | 2.337 | | |
| | | 十六年1927 | 2.390 | 2.388 | 2.420 | 2.399 | 2.450 | 2.538 | 2.485 | 2.491 | 2.313 | 2.300 | 2.338 | 2.317 | 2.260 | 2.213 | 2.172 | 2.215 | 2.356 | | |
| | | 十七年1928 | 2.220 | 2.275 | 2.387 | 2.294 | 2.350 | 2.337 | 2.212 | 2.300 | 2.100 | 2.037 | 2.062 | 2.066 | 2.162 | 2.187 | 2.225 | 2.191 | 2.213 | | |
| | | 十八年1929 | 2.275 | 2.337 | 2.275 | 2.296 | 2.225 | 2.113 | 2.113 | 2.150 | 2.213 | 2.313 | 2.325 | 2.234 | 2.338 | 2.350 | 2.388 | 2.359 | 2.272 | | |
| | | 十九年1930 | 2.488 | 2.613 | 2.538 | 2.546 | 2.550 | 2.500 | 2.563 | 2.538 | 2.550 | 2.550 | 2.500 | 2.533 | 2.375 | 2.325 | 2.225 | 2.308 | 2.481 | | |
| | | 二十年1931 | 2.200 | 2.250 | 2.225 | 2.225 | 2.163 | 2.163 | 2.150 | 2.159 | 2.100 | 2.188 | 2.163 | 2.150 | 2.088 | 2.100 | 2.000 | 2.063 | 2.149 | | |
| | | 廿一年1932 | 1.913 | ... | 1.988 | 1.951 | 2.063 | 2.113 | 2.000 | 2.059 | 1.833 | 1.950 | 1.913 | 1.900 | 1.913 | 1.900 | 1.975 | 1.929 | 1.960 | | |

上海阜豐老車牌麵粉之躉售市價
PRICE OF SHANGHAI BICYCLE BRAND FLOUR
民國十四年至廿一年
1925 - 1932

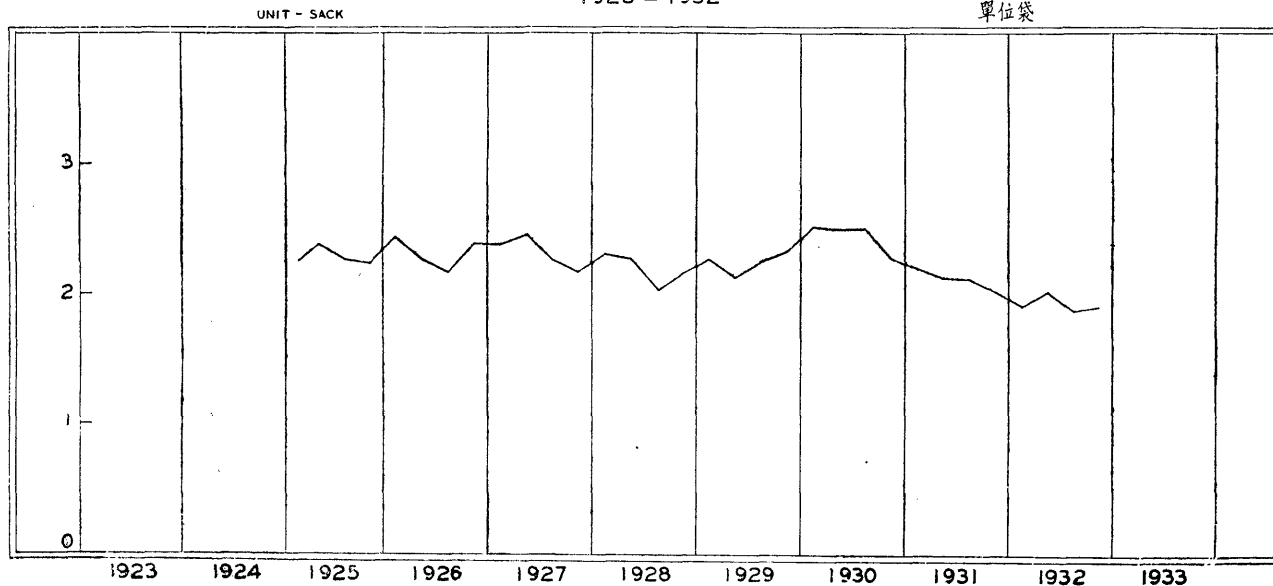


麵粉 WHEAT FLOUR

躉售市價(單位兩)—Wholesale Price (Shanghai Tls.)

| 名稱 Name | 單位 Unit | 年份 Year | 一月 Jan. | 二月 Feb. | 三月 March | 平均 Qrly. Average | 四月 April | 五月 May | 六月 June | 平均 Qrly. Average | 七月 July | 八月 Aug. | 九月 Sept. | 平均 Qrly. Average | 十月 Oct. | 十一月 Nov. | 十二月 Dec. | 平均 Qrly. Average | 總平均 Year's Average | | |
|--|----------------------------------|------------|------------|------------|-------------|------------------------|-------------|-----------|------------|------------------------|------------|------------|-------------|------------------------|------------|-------------|-------------|------------------------|--------------------------|--|--|
| 麵粉, 申大雙馬牌 (上海) Flour, Wheat, Two Horses Brand, Shanghai (China.) | 袋 (四十九磅) Sack (49 lbs.) | 十二年1923 | | | | | | | | | | | | | | | | | | | |
| | | 十三年1924 | | | | | | | | | | | | | | | | | | | |
| | | 十四年1925 | 2.250 | 2.250 | 2.350 | 2.203 | 2.400 | 2.380 | ... | 2.390 | 2.350 | 2.340 | 2.130 | 2.273 | 2.090 | 2.250 | 2.400 | 2.247 | 2.278 | | |
| | | 十五年1926 | 2.480 | 2.430 | 2.420 | 2.443 | 2.410 | 2.280 | 2.110 | 2.267 | 2.170 | 2.160 | 2.190 | 2.173 | 2.360 | 2.450 | 2.380 | 2.397 | 2.320 | | |
| | | 十六年1927 | 2.375 | 2.360 | 2.420 | 2.387 | 2.430 | 2.510 | 2.450 | 2.463 | 2.260 | 2.280 | 2.280 | 2.273 | 2.230 | 2.200 | 2.130 | 2.187 | 2.328 | | |
| | | 十七年1928 | 2.230 | 2.262 | 2.430 | 2.307 | 2.325 | 2.325 | 2.187 | 2.279 | 2.075 | 2.012 | 2.037 | 2.041 | 2.137 | 2.162 | 2.200 | 2.166 | 2.198 | | |
| | | 十八年1929 | 2.250 | 2.312 | 2.250 | 2.271 | 2.200 | 2.088 | 2.088 | 2.125 | 2.188 | 2.288 | 2.300 | 2.259 | 2.313 | 2.313 | 2.363 | 2.330 | 2.246 | | |
| | | 十九年1930 | 2.463 | 2.588 | 2.512 | 2.521 | 2.525 | 2.475 | 2.538 | 2.513 | 2.525 | 2.525 | 2.475 | 2.508 | 2.350 | 2.300 | 2.225 | 2.292 | 2.459 | | |
| | | 二十年1931 | 2.200 | 2.250 | 2.200 | 2.217 | 2.138 | 2.138 | 2.125 | 2.134 | 2.075 | 2.163 | 2.138 | 2.125 | 2.063 | 2.075 | 1.975 | 2.038 | 2.128 | | |
| | | 廿一年1932 | 1.888 | ... | 1.963 | 1.926 | 2.038 | 2.088 | 1.963 | 2.030 | 1.813 | 1.938 | 1.913 | 1.888 | 1.900 | 1.888 | 1.950 | 1.913 | 1.939 | | |

上海申大雙馬牌麵粉之躉售市價
PRICE OF SHANGHAI TWO HORSES BRAND FLOUR
民國十四年至廿一年
1925 - 1932

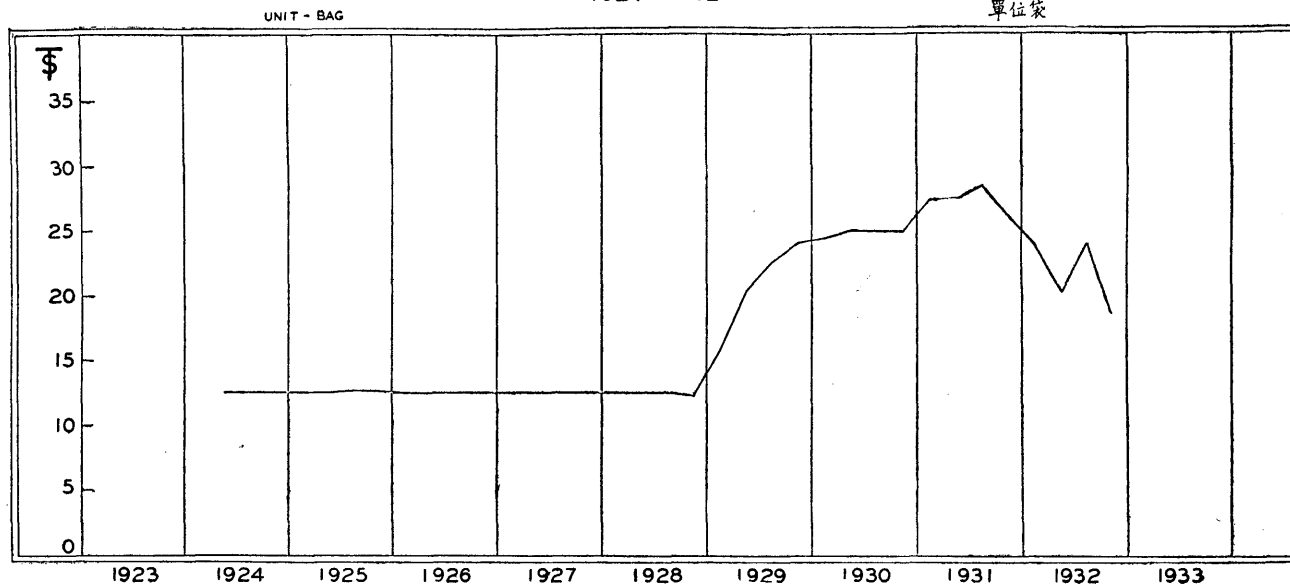


豆 BEANS

躉售市價(單位兩)—Wholesale Price (Shanghai Tls.)

| 名稱 Name | 單位 Unit | 年份 Year | 一月 Jan. | 二月 Feb. | 三月 March | 平均 Qrly. Average | 四月 April | 五月 May | 六月 June | 平均 Qrly. Average | 七月 July | 八月 Aug. | 九月 Sept. | 平均 Qrly. Average | 十月 Oct. | 十一月 Nov. | 十二月 Dec. | 平均 Qrly. Average | 總平均 Year's Average | | |
|-----------------------------------|--------------------------------|------------|------------|------------|-------------|------------------------|-------------|-----------|------------|------------------------|------------|------------|-------------|------------------------|------------|-------------|-------------|------------------------|--------------------------|--------|--------|
| 白豆(美) Beans, White (U.S.A.) | 袋 (百磅) Bag (100 lbs.) | 十二年1923 | | | | | | | | | | | | | | | | | | | |
| | | 十三年1924 | | | | | | 12.500 | 12.500 | 12.500 | 12.500 | 12.500 | 12.500 | 12.500 | 12.500 | 12.500 | 12.500 | 12.500 | 12.500 | | |
| | | 十四年1925 | 12.500 | 12.500 | 12.500 | 12.500 | 12.500 | 12.500 | 12.500 | ... | 12.500 | 12.500 | 12.500 | 13.000 | 12.667 | 13.000 | 12.500 | 12.500 | 12.667 | 12.584 | |
| | | 十五年1926 | 12.500 | 12.500 | 12.500 | 12.500 | 12.500 | 12.500 | 12.500 | 12.500 | 12.500 | 12.500 | 12.500 | 12.500 | 12.500 | 12.500 | 12.500 | 12.500 | 12.500 | 12.500 | 12.500 |
| | | 十六年1927 | 12.500 | 12.500 | 12.500 | 12.500 | 12.500 | 12.500 | 12.500 | 12.500 | 12.500 | 12.500 | 12.500 | 12.500 | 12.500 | 12.500 | 12.500 | 12.500 | 12.500 | 12.500 | 12.500 |
| | | 十七年1928 | 12.500 | 12.500 | 12.500 | 12.500 | 12.500 | 12.500 | 12.500 | 12.500 | 12.500 | 12.500 | 12.500 | 12.500 | 12.500 | 12.500 | 11.500 | 12.750 | 12.250 | 12.438 | |
| | | 十八年1929 | 14.000 | 14.000 | 17.250 | 15.083 | 20.000 | 20.000 | 21.000 | 20.333 | 21.000 | 22.500 | 24.000 | 22.500 | 24.000 | 24.000 | 24.000 | 24.000 | 24.000 | 24.000 | 20.479 |
| | | 十九年1930 | 24.000 | 24.000 | 25.000 | 24.333 | 25.000 | 25.000 | 25.000 | 25.000 | 25.000 | 25.000 | 25.000 | 25.000 | 25.000 | 25.000 | 25.000 | 25.000 | 25.000 | 25.000 | 24.833 |
| | | 二十年1931 | 27.500 | 27.500 | 27.500 | 27.500 | 27.500 | 27.500 | 27.500 | 27.500 | 27.500 | 27.500 | 27.500 | 27.500 | 27.500 | 27.500 | 26.000 | 24.500 | 26.000 | 26.000 | 27.125 |
| | | 廿一年1932 | 24.500 | ... | 23.500 | 24.000 | 21.750 | 21.000 | 18.000 | 20.250 | 24.500 | ... | 23.500 | 24.000 | 18.000 | 18.000 | 18.000 | 18.000 | 18.000 | 18.000 | 21.562 |

美國白豆在滬之躉售市價
PRICE OF AMERICAN WHITE BEANS
民國十三年至廿一年
1924 - 1932

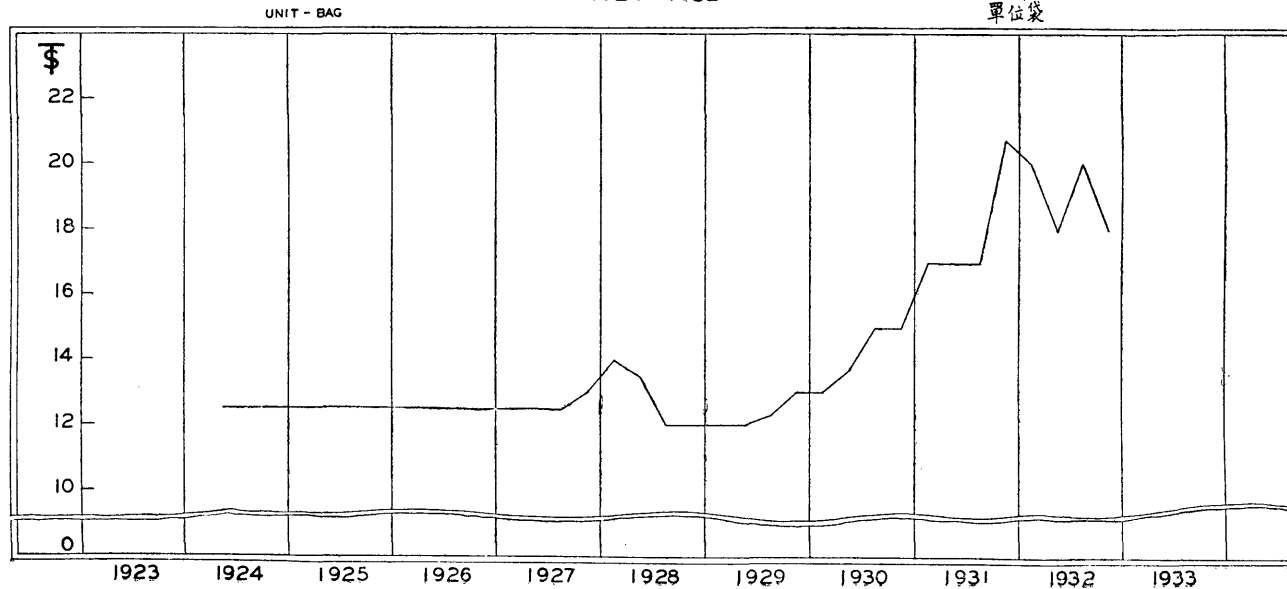


豆 BEANS

躉售市價 (單位兩) - Wholesale Price (Shanghai Tls.)

| 名稱 Name | 單位 Unit | 年份 Year | 一月 Jan. | 二月 Feb. | 三月 March | 平均 Qrly. Average | 四月 April | 五月 May | 六月 June | 平均 Qrly. Average | 七月 July | 八月 Aug. | 九月 Sept. | 平均 Qrly. Average | 十月 Oct. | 十一月 Nov. | 十二月 Dec. | 平均 Qrly. Average | 總平均 Year's Average | | | |
|--|--------------------------------|------------|------------|------------|-------------|------------------------|-------------|-----------|------------|------------------------|------------|------------|-------------|------------------------|------------|-------------|-------------|------------------------|--------------------------|--------|--------|--------|
| 黃豆 (剖) (美) Peas, Yellow Split (U.S.A.) | 袋 (百磅) Bag (100 lbs.) | 十二年1923 | | | | | | | | | | | | | | | | | | | | |
| | | 十三年1924 | | | | | | 12.500 | 12.500 | 12.500 | 12.500 | 12.500 | 12.500 | 12.500 | 12.500 | 12.500 | 12.500 | 12.500 | 12.500 | | | |
| | | 十四年1925 | 12.500 | 12.500 | 12.500 | 12.500 | 12.500 | 12.500 | 12.500 | ... | 12.500 | 12.500 | 12.500 | 12.500 | 12.500 | 12.500 | 12.500 | 12.500 | 12.500 | 12.500 | 12.500 | |
| | | 十五年1926 | 12.500 | 12.500 | 12.500 | 12.500 | 12.500 | 12.500 | 12.500 | 12.500 | 12.500 | 12.500 | 12.500 | 12.500 | 12.500 | 12.500 | 12.500 | 12.500 | 12.500 | 12.500 | 12.500 | |
| | | 十六年1927 | 12.500 | 12.500 | 12.500 | 12.500 | 12.500 | 12.500 | 12.500 | 12.500 | 12.500 | 12.500 | 12.500 | 12.500 | 12.500 | 12.500 | 12.500 | 12.500 | 12.500 | 12.500 | 12.500 | |
| | | 十七年1928 | 14.000 | 14.000 | 14.000 | 14.000 | 14.000 | 14.000 | 14.000 | 14.000 | 12.500 | 13.500 | 12.000 | 12.000 | 12.000 | 12.000 | 12.000 | 12.000 | 12.000 | 12.000 | 12.000 | 12.875 |
| | | 十八年1929 | 12.000 | 12.000 | 12.000 | 12.000 | 12.000 | 12.000 | 12.000 | 12.000 | 12.000 | 12.000 | 12.000 | 12.000 | 13.000 | 12.333 | 13.000 | 13.000 | 13.000 | 13.000 | 13.000 | 12.333 |
| | | 十九年1930 | 13.000 | 13.000 | 13.000 | 13.000 | 13.000 | 13.000 | 13.000 | 13.000 | 15.000 | 13.667 | 15.000 | 15.000 | 15.000 | 15.000 | 15.000 | 15.000 | 15.000 | 15.000 | 15.000 | 14.167 |
| | | 二十年1931 | 17.000 | 17.000 | 17.000 | 17.000 | 17.000 | 17.000 | 17.000 | 17.000 | 17.000 | 17.000 | 17.000 | 17.000 | 17.000 | 17.000 | 21.500 | 20.750 | 20.000 | 20.750 | 20.750 | 17.937 |
| | | 廿一年1932 | 20.000 | ... | 20.000 | 20.000 | 20.000 | 20.000 | 18.000 | 18.000 | 18.000 | 18.000 | 20.000 | ... | 20.000 | 20.000 | 18.000 | 18.000 | 18.000 | 18.000 | 18.000 | 19.000 |

美國黃豆在滬之躉售市價
PRICE OF AMERICAN YELLOW SPLIT PEAS
民國十三年至廿一年
1924 - 1932

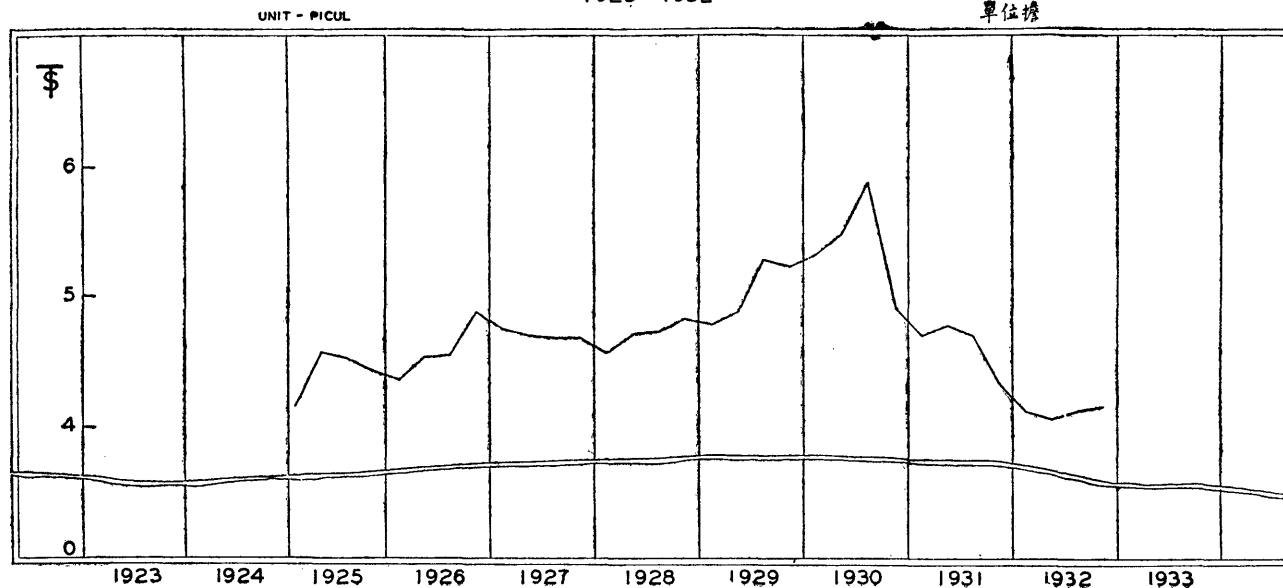


豆 BEANS

躉售市價(單位兩)—Wholesale Price (Shanghai Tls.)

| 名稱 Name | 單位 Unit | 年份 Year | 一月 Jan. | 二月 Feb. | 三月 March | 平均 Qrly. Average | 四月 April | 五月 May | 六月 June | 平均 Qrly. Average | 七月 July | 八月 Aug. | 九月 Sept. | 平均 Qrly. Average | 十月 Oct. | 十一月 Nov. | 十二月 Dec. | 平均 Qrly. Average | 總平均 Year's Average | | |
|--|------------|------------|------------|------------|-------------|------------------------|-------------|-----------|------------|------------------------|------------|------------|-------------|------------------------|------------|-------------|-------------|------------------------|--------------------------|--|--|
| 黃豆, 平格豆 (大連) Beans, Yellow, Dairen, (China.) | 担 Picul | 十二年1923 | | | | | | | | | | | | | | | | | | | |
| | | 十三年1924 | | | | | | | | | | | | | | | | | | | |
| | | 十四年1925 | 4.200 | 4.100 | 4.150 | 4.150 | 4.500 | 4.640 | ... | 4.570 | 4.040 | 4.850 | 4.700 | 4.530 | 4.780 | 4.260 | 4.240 | 4.427 | 4.419 | | |
| | | 十五年1926 | 4.200 | 4.400 | 4.480 | 4.360 | 4.600 | 4.440 | 4.690 | 4.547 | 4.600 | 4.500 | 4.550 | 4.550 | 4.950 | 4.800 | 4.900 | 4.883 | 4.585 | | |
| | | 十六年1927 | 4.850 | 4.700 | 4.720 | 4.757 | 4.700 | 4.780 | 4.630 | 4.703 | 4.850 | 4.550 | 4.650 | 4.683 | 4.860 | 4.900 | 4.300 | 4.687 | 4.703 | | |
| | | 十七年1928 | 4.465 | 4.545 | 4.675 | 4.562 | 4.625 | 4.825 | 4.715 | 4.722 | 4.825 | 4.700 | 4.680 | 4.735 | 5.035 | 4.700 | 4.760 | 4.832 | 4.713 | | |
| | | 十八年1929 | ... | 4.730 | 4.830 | 4.780 | 4.720 | 4.840 | 5.085 | 4.882 | 5.105 | 5.290 | 5.470 | 5.288 | 5.610 | 5.070 | 5.023 | 5.234 | 5.046 | | |
| | | 十九年1930 | 5.190 | 5.335 | 5.469 | 5.323 | 5.490 | 5.455 | 5.625 | 5.493 | 5.975 | 5.785 | 5.910 | 5.890 | 5.210 | 4.800 | 4.730 | 4.913 | 5.406 | | |
| | | 二十年1931 | 4.565 | 4.765 | 4.795 | 4.708 | 4.630 | 4.690 | 5.010 | 4.787 | 4.675 | 4.765 | 4.675 | 4.705 | 4.365 | 4.370 | 4.305 | 4.317 | 4.387 | | |
| | | 廿一年1932 | 4.150 | ... | 4.100 | 4.125 | 4.050 | 4.025 | 4.155 | 4.077 | 4.150 | ... | 4.100 | 4.125 | 4.250 | 3.930 | 4.245 | 4.152 | 4.120 | | |

上海大連黃豆之躉售市價
PRICE OF DAIREN YELLOW BEANS
民國十四年至廿一年
1925-1932

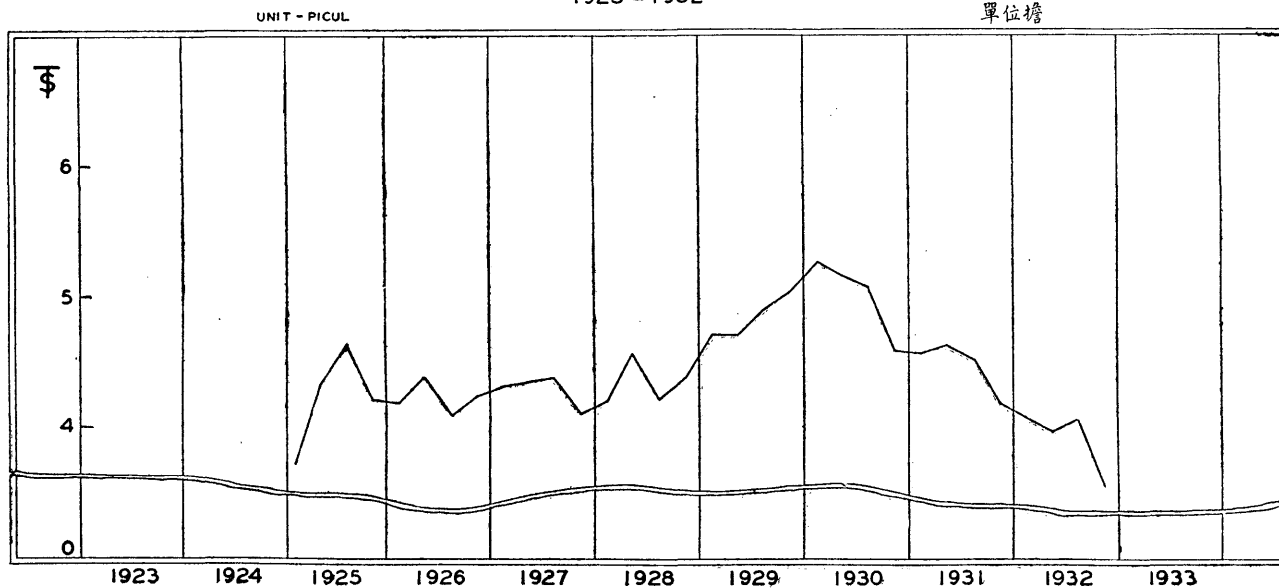


豆 BEANS

躉售市價 (單位兩) - Wholesale Price (Shanghai Tls.)

| 名稱 Name | 單位 Unit | 年份 Year | 一月 Jan. | 二月 Feb. | 三月 March | 平均 Qrly. Average | 四月 April | 五月 May | 六月 June | 平均 Qrly. Average | 七月 July | 八月 Aug. | 九月 Sept. | 平均 Qrly. Average | 十月 Oct. | 十一月 Nov. | 十二月 Dec. | 平均 Qrly. Average | 總平均 Year's Average | | |
|---|------------|------------|------------|------------|-------------|------------------------|-------------|-----------|------------|------------------------|------------|------------|-------------|------------------------|------------|-------------|-------------|------------------------|--------------------------|--|--|
| 青豆 (大連漢口) Beans, Green Darien & Hankow (China). | 担 Picul | 十二年1923 | | | | | | | | | | | | | | | | | | | |
| | | 十三年1924 | | | | | | | | | | | | | | | | | | | |
| | | 十四年1925 | 3.600 | 3.600 | 3.900 | 3.700 | 4.450 | 4.200 | ... | 4.325 | 4.900 | 4.450 | 4.550 | 4.633 | 4.550 | 4.100 | 4.000 | 4.217 | 4.219 | | |
| | | 十五年1926 | 4.100 | 4.100 | 4.320 | 4.173 | 4.600 | 4.250 | 4.300 | 4.383 | 4.100 | 3.890 | 4.250 | 4.080 | 4.200 | 4.300 | 4.200 | 4.233 | 4.217 | | |
| | | 十六年1927 | 4.400 | 4.200 | 4.350 | 4.317 | 4.400 | 4.450 | 4.200 | 4.350 | 4.500 | 4.400 | 4.250 | 4.383 | 4.200 | 4.300 | 3.800 | 4.100 | 4.288 | | |
| | | 十七年1928 | 4.050 | 4.150 | 4.400 | 4.200 | 4.400 | 4.750 | 4.550 | 4.567 | 4.500 | 4.175 | 4.000 | 4.225 | 4.225 | 4.475 | 4.450 | 4.383 | 4.344 | | |
| | | 十八年1929 | 4.555 | 4.705 | 4.890 | 4.717 | 4.635 | 4.790 | 4.720 | 4.715 | 4.735 | 5.000 | 5.000 | 4.912 | 5.325 | 5.000 | 4.835 | 5.053 | 4.849 | | |
| | | 十九年1930 | 5.125 | 5.340 | 5.360 | 5.275 | 5.155 | 5.075 | 5.275 | 5.168 | 5.360 | 5.000 | 4.900 | 5.087 | 4.750 | 4.450 | 4.595 | 4.598 | 5.032 | | |
| | | 二十年1931 | 4.380 | 4.575 | 4.775 | 4.577 | 4.625 | 4.550 | 4.740 | 4.638 | 4.475 | 4.575 | 4.525 | 4.525 | 4.125 | 4.210 | 4.190 | 4.175 | 4.479 | | |
| | | 廿一年1932 | 3.965 | ... | 4.175 | 4.070 | ... | 3.960 | 3.960 | 3.960 | 3.965 | ... | 4.175 | 4.070 | 3.650 | 3.425 | 3.450 | 3.508 | 3.902 | | |

上海大連漢口青豆之躉售市價
PRICE OF DAIREN & HANKOW GREEN BEANS
民國十四年至廿一年
1925 - 1932

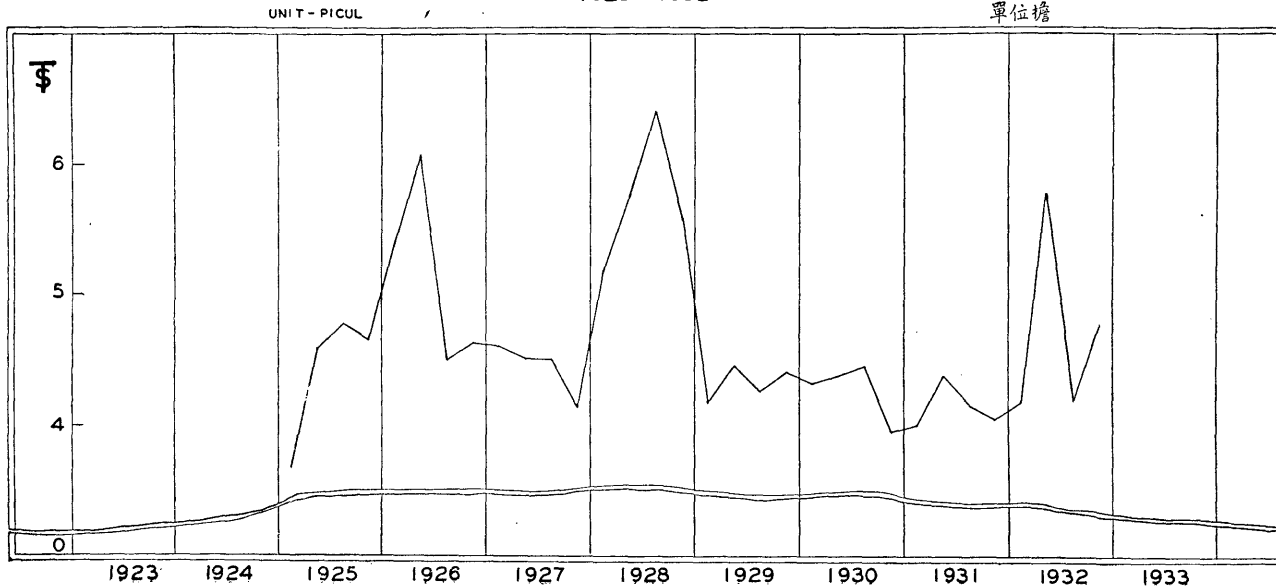


豆 BEANS

躉售市價 (單位兩)—Wholesale Price (Shanghai Tls.)

| 名稱 Name | 單位 Unit | 年份 Year | 一月 Jan. | 二月 Feb. | 三月 March | 平均 Qrly. Average | 四月 April | 五月 May | 六月 June | 平均 Qrly. Average | 七月 July | 八月 Aug. | 九月 Sept. | 平均 Qrly. Average | 十月 Oct. | 十一月 Nov. | 十二月 Dec. | 平均 Qrly. Average | 總平均 Year's Average | | |
|---|------------|------------|------------|------------|-------------|------------------------|-------------|-----------|------------|------------------------|------------|------------|-------------|------------------------|------------|-------------|-------------|------------------------|--------------------------|-------|--|
| 菜豆(南京) Beans, Green, Small, Nanking, (China) | 担 Picul | 十二年1923 | | | | | | | | | | | | | | | | | | | |
| | | 十三年1924 | | | | | | | | | | | | | | | | | | | |
| | | 十四年1925 | 3.700 | 3.710 | 3.600 | 3.670 | 4.180 | 4.930 | ... | 4.570 | 4.800 | 4.200 | 5.300 | 4.767 | 4.850 | 4.600 | 4.500 | 4.650 | 4.650 | 4.414 | |
| | | 十五年1926 | 5.100 | 5.280 | 5.700 | 5.360 | 6.200 | 6.000 | 6.000 | 6.067 | 4.500 | 4.700 | 4.300 | 4.500 | 4.800 | 4.500 | 4.600 | 4.600 | 4.633 | 5.140 | |
| | | 十六年1927 | 4.620 | 4.450 | 4.750 | 4.607 | 4.700 | 4.500 | 4.300 | 4.500 | 4.300 | 4.800 | 4.400 | 4.500 | 4.800 | 3.840 | 3.800 | 4.147 | 4.439 | | |
| | | 十七年1928 | 5.075 | 5.005 | 5.500 | 5.193 | 5.635 | 5.625 | 6.065 | 5.775 | 6.145 | 6.675 | 6.385 | 6.402 | 5.700 | 5.650 | 5.400 | 5.583 | 5.738 | | |
| | | 十八年1929 | 3.940 | 4.260 | 4.315 | 4.172 | 4.470 | 4.425 | 4.475 | 4.457 | 4.175 | 4.225 | 4.375 | 4.258 | 4.900 | 4.200 | 4.100 | 4.400 | 4.322 | | |
| | | 十九年1930 | 4.175 | 4.375 | 4.425 | 4.325 | 4.425 | 4.325 | 4.405 | 4.385 | 4.425 | 4.475 | 4.475 | 4.458 | 4.340 | 4.775 | 3.775 | 3.963 | 4.283 | | |
| | | 二十年1931 | 3.800 | 4.075 | 4.125 | 4.000 | 4.325 | 4.275 | 4.550 | 4.383 | 4.475 | 3.850 | 4.150 | 4.158 | 4.000 | 3.850 | 4.300 | 4.050 | 4.148 | | |
| | | 廿一年1932 | 4.175 | ... | ... | 4.175 | 5.800 | 5.835 | 5.750 | 5.795 | 4.175 | ... | ... | 4.175 | ... | 4.800 | 4.750 | 4.775 | 4.755 | | |

上海南京菜豆之躉售市價
PRICE OF NANKING SMALL GREEN BEANS
民國十四年至廿一年
1925 - 1932

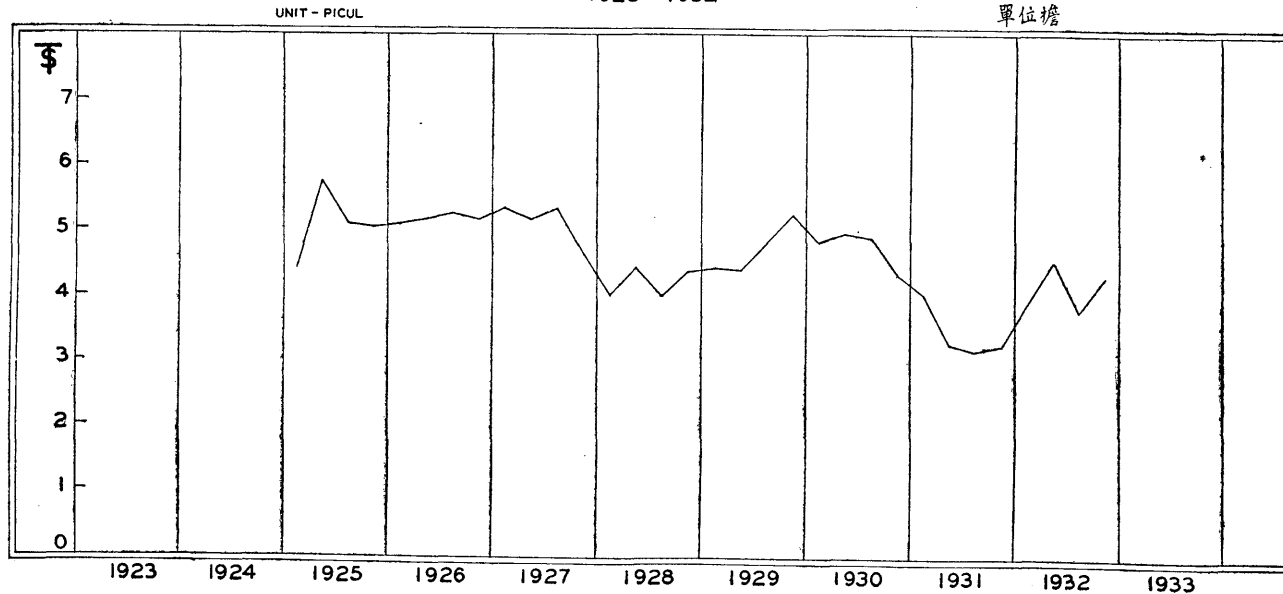


豆 BEANS

躉售市價 (單位兩) — Wholesale Price (Shanghai Tls.)

| 名稱 Name | 單位 Unit | 年份 Year | 一月 Jan. | 二月 Feb. | 三月 March | 平均 Qrly. Average | 四月 April | 五月 May | 六月 June | 平均 Qrly. Average | 七月 July | 八月 Aug. | 九月 Sept. | 平均 Qrly. Average | 十月 Oct. | 十一月 Nov. | 十二月 Dec. | 平均 Qrly. Average | 總平均 Year's Average | | |
|---|------------|------------|------------|------------|-------------|------------------------|-------------|-----------|------------|------------------------|------------|------------|-------------|------------------------|------------|-------------|-------------|------------------------|--------------------------|-------|--|
| 赤豆 (崇明) Beans, Red, Chungming, (China) | 担 Picul | 十二年1923 | | | | | | | | | | | | | | | | | | | |
| | | 十三年1924 | | | | | | | | | | | | | | | | | | | |
| | | 十四年1925 | 4.000 | 4.100 | 5.000 | 4.367 | 5.650 | 5.840 | ... | 5.745 | 5.200 | 5.100 | 5.000 | 5.100 | 5.000 | 5.100 | 5.000 | 5.000 | 5.033 | 5.061 | |
| | | 十五年1926 | 5.200 | 5.000 | 5.100 | 5.100 | 5.110 | 5.100 | 5.300 | 5.170 | 5.200 | 5.200 | 5.400 | 5.267 | 4.900 | 5.500 | 5.100 | 5.167 | 4.283 | 4.283 | |
| | | 十六年1927 | 5.700 | 5.200 | 5.200 | 5.367 | 5.000 | 5.000 | 5.500 | 5.167 | 5.500 | 5.000 | 5.500 | 5.333 | 4.500 | 4.600 | 4.800 | 4.633 | 5.125 | 4.220 | |
| | | 十七年1928 | 4.000 | 3.850 | 4.175 | 4.008 | 4.690 | 4.325 | 4.300 | 4.438 | 3.690 | 4.325 | 4.110 | 4.042 | 4.625 | 4.190 | 4.360 | 4.392 | 4.220 | 4.220 | |
| | | 十八年1929 | 4.480 | ... | 4.380 | 4.430 | 4.410 | 4.375 | 4.425 | 4.403 | 4.775 | 4.825 | 4.825 | 4.808 | 5.350 | 5.725 | 5.625 | 5.233 | 4.719 | 4.719 | |
| | | 十九年1930 | 4.625 | 4.810 | 5.025 | 4.820 | 5.000 | 4.950 | 4.975 | 4.975 | 5.000 | 4.900 | 4.800 | 4.900 | 4.900 | 4.590 | 4.340 | 4.045 | 4.325 | 4.755 | |
| | | 二十年1931 | 3.975 | 4.065 | 4.030 | 4.023 | 3.650 | 3.160 | 3.050 | 3.287 | 3.000 | 3.200 | 3.325 | 3.175 | 3.350 | 3.250 | 3.150 | 3.250 | 3.250 | 3.434 | |
| | | 廿一年1932 | 3.800 | ... | ... | 3.800 | 3.925 | 4.300 | 5.375 | 4.533 | 3.800 | ... | ... | 3.800 | 4.300 | 4.200 | 4.450 | 4.317 | 4.112 | | |

上海崇明赤豆之躉售市價
PRICE OF CHUNGMING RED BEANS
民國十四年至廿一年
1925 - 1932

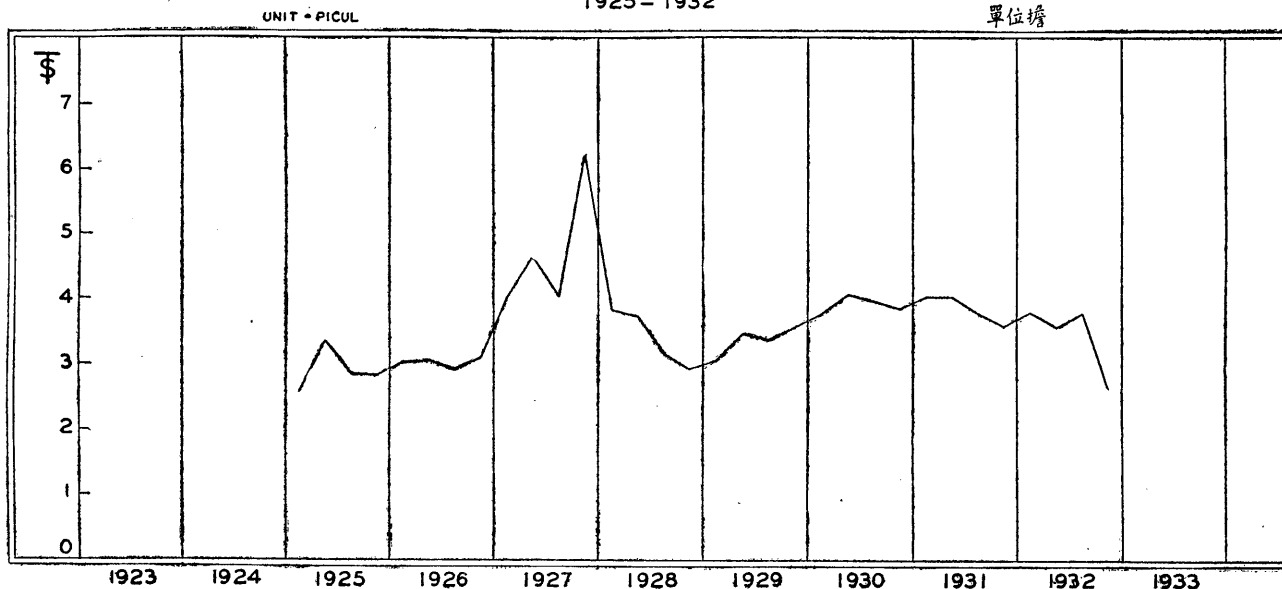


豆 BEANS

躉售市價 (單位兩) — Wholesale Price (Shanghai Tls.)

| 名稱 Name | 單位 Unit | 年份 Year | 一月 Jan. | 二月 Feb. | 三月 March | 平均 Qrly. Average | 四月 April | 五月 May | 六月 June | 平均 Qrly. Average | 七月 July | 八月 Aug. | 九月 Sept. | 平均 Qrly. Average | 十月 Oct. | 十一月 Nov. | 十二月 Dec. | 平均 Qrly. Average | 總平均 Year's Average | |
|---|------------|------------|------------|------------|-------------|------------------------|-------------|-----------|------------|------------------------|------------|------------|-------------|------------------------|------------|-------------|-------------|------------------------|--------------------------|-------|
| 蠶豆 (漢口) Beans, Broad, Hankow, (China.) | 担 Picul | 十二年1923 | 2.600 | 3.100 | 3.100 | 2.933 | 3.300 | 3.500 | 3.500 | 3.433 | 2.630 | 2.350 | 2.500 | 2.493 | 2.720 | 2.600 | 2.650 | 2.657 | 2.879 | |
| | | 十三年1924 | ... | 3.470 | 3.320 | 3.395 | ... | ... | 2.550 | 2.550 | 2.600 | 2.600 | 2.600 | 2.600 | 3.250 | 3.550 | 3.200 | 3.333 | 2.969 | |
| | | 十四年1925 | 2.700 | 2.600 | 2.400 | 2.567 | 3.150 | 3.550 | ... | 3.350 | 3.000 | 3.100 | 2.500 | 2.867 | 2.650 | 2.800 | 3.000 | 2.817 | 2.900 | |
| | | 十五年1926 | 2.800 | 3.100 | 3.200 | 3.033 | 3.350 | 2.800 | 3.000 | 3.050 | 3.000 | 2.800 | 3.000 | 2.933 | 3.200 | 3.000 | 3.100 | 3.100 | 3.029 | |
| | | 十六年1927 | 3.780 | 3.950 | 4.200 | 4.007 | 4.500 | 4.300 | 5.200 | 4.667 | 3.600 | 4.500 | 4.000 | 4.033 | 6.510 | 6.200 | 6.000 | 6.237 | 4.736 | |
| | | 十七年1928 | 3.250 | 4.125 | 4.050 | 3.808 | 3.975 | 3.625 | 3.600 | 3.733 | 3.425 | 3.150 | 2.890 | 3.155 | 2.850 | 2.850 | 3.025 | 2.908 | 3.401 | |
| | | 十八年1929 | 3.000 | 3.050 | 3.150 | 3.067 | 2.925 | 3.400 | 4.125 | 3.483 | 3.200 | 3.725 | 3.255 | 3.393 | 3.550 | 3.613 | 3.550 | 3.571 | 3.379 | |
| | | 十九年1930 | 3.555 | 3.800 | 3.950 | 3.768 | 4.025 | 4.100 | 4.025 | 4.050 | 4.010 | 3.975 | 3.925 | 3.970 | 3.900 | 3.800 | 3.850 | 3.850 | 3.850 | 3.910 |
| | | 二十年1931 | 3.855 | 3.850 | 4.350 | 4.018 | 4.250 | 4.075 | 3.725 | 4.017 | 3.700 | 3.750 | 3.850 | 3.767 | 3.700 | 3.525 | 3.550 | 3.592 | 3.848 | |
| | | 廿一年1932 | 3.825 | ... | 3.725 | 3.775 | 3.550 | 3.625 | 3.450 | 3.542 | 3.825 | ... | 3.725 | 3.775 | 2.450 | 2.550 | 2.800 | 2.600 | 3.423 | |

上海漢口蠶豆之躉售市價
PRICE OF HANKOW BROAD BEANS
民國十四年至廿一年
1925 - 1932

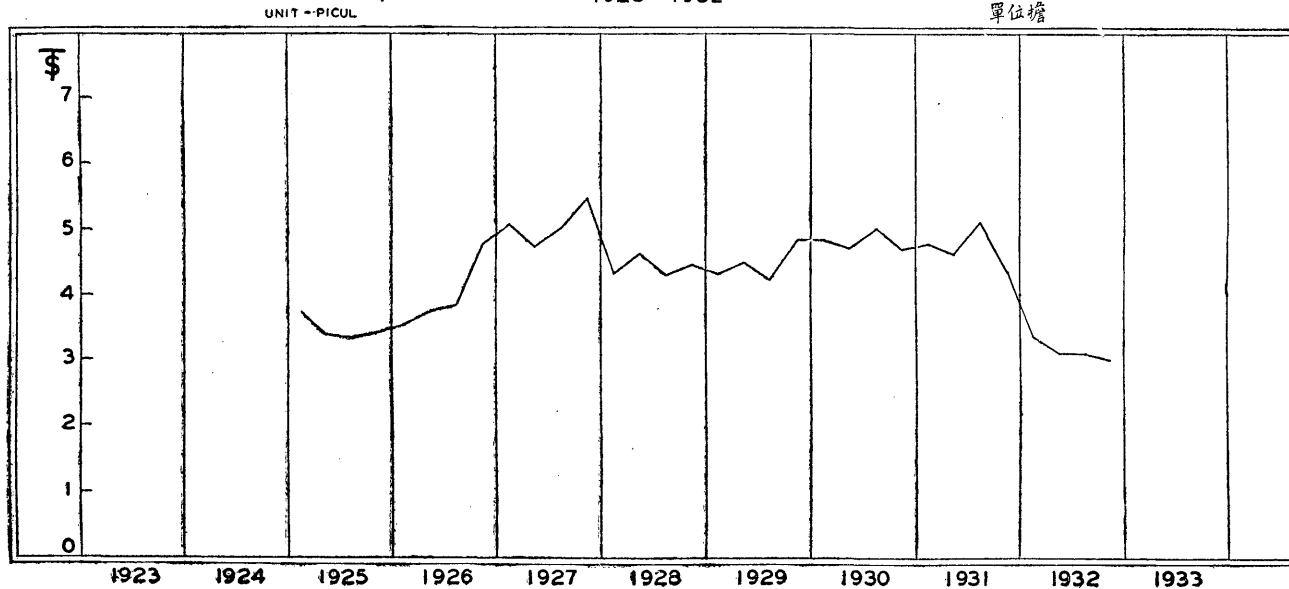


豆 BEANS

躉售市價(單位兩)—Wholesale Price (Shanghai Tls.)

| 名稱 Name | 單位 Unit | 年份 Year | 一月 Jan. | 二月 Feb. | 三月 March | 平均 Qrly. Average | 四月 April | 五月 May | 六月 June | 平均 Qrly. Average | 七月 July | 八月 Aug. | 九月 Sept. | 平均 Qrly. Average | 十月 Oct. | 十一月 Nov. | 十二月 Dec. | 平均 Qrly. Average | 年平均 Year's Average | | |
|--------------------------------------|------------|------------|------------|------------|-------------|------------------------|-------------|-----------|------------|------------------------|------------|------------|-------------|------------------------|------------|-------------|-------------|------------------------|--------------------------|--|--|
| 豌豆(江北) Peas, Kiangpei, (China) | 担 Picul | 十二年1923 | | | | | | | | | | | | | | | | | | | |
| | | 十三年1924 | | | | | | | | | | | | | | | | | | | |
| | | 十四年1925 | 4.000 | 3.900 | 3.350 | 3.750 | 3.300 | 3.500 | ... | 3.400 | 3.500 | 3.100 | 3.500 | 3.367 | 3.550 | 3.600 | 3.100 | 3.417 | 3.483 | | |
| | | 十五年1926 | 3.400 | 3.800 | 3.500 | 3.567 | 3.500 | 3.600 | 4.200 | 3.767 | 3.800 | 3.800 | 3.950 | 3.850 | 4.700 | 4.800 | 4.900 | 4.800 | 3.996 | | |
| | | 十六年1927 | 5.000 | 5.300 | 5.000 | 5.100 | 4.400 | 4.600 | 5.300 | 4.767 | 4.950 | 4.800 | 5.350 | 5.033 | 5.700 | 5.800 | 5.000 | 5.500 | 5.100 | | |
| | | 十七年1928 | 5.000 | 4.250 | 3.800 | 4.350 | 4.000 | 5.500 | 4.450 | 4.650 | 4.385 | 4.275 | 4.275 | 4.312 | 3.400 | 3.500 | 3.575 | 3.492 | 4.201 | | |
| | | 十八年1929 | 4.400 | 4.290 | 4.365 | 4.352 | 4.585 | 4.500 | 4.450 | 4.512 | 4.215 | 4.275 | 4.275 | 4.255 | 4.800 | 4.900 | 4.875 | 4.858 | 4.492 | | |
| | | 十九年1930 | 4.840 | 5.000 | 4.750 | 4.863 | 4.725 | 4.750 | ... | 4.738 | 4.975 | 5.075 | 5.025 | 5.025 | 4.975 | 4.675 | 4.500 | 4.717 | 4.836 | | |
| | | 二十年1931 | 4.700 | 4.800 | 4.900 | 4.800 | 4.775 | 4.475 | 4.700 | 4.650 | 5.075 | 5.140 | 5.140 | 5.118 | 4.875 | 4.350 | 3.900 | 4.375 | 4.736 | | |
| | | 廿一年1932 | 3.475 | ... | 3.325 | 3.400 | 3.125 | 3.140 | 3.100 | 3.122 | 3.250 | 3.050 | 3.050 | 3.117 | 3.050 | 3.025 | 3.000 | 3.025 | 3.166 | | |

上海江北豌豆之躉售市價
PRICE OF KIANGPEI PEAS
民國十四年至廿一年
1925 - 1932



II 果實蔬菜 FRUIT & VEGETABLES

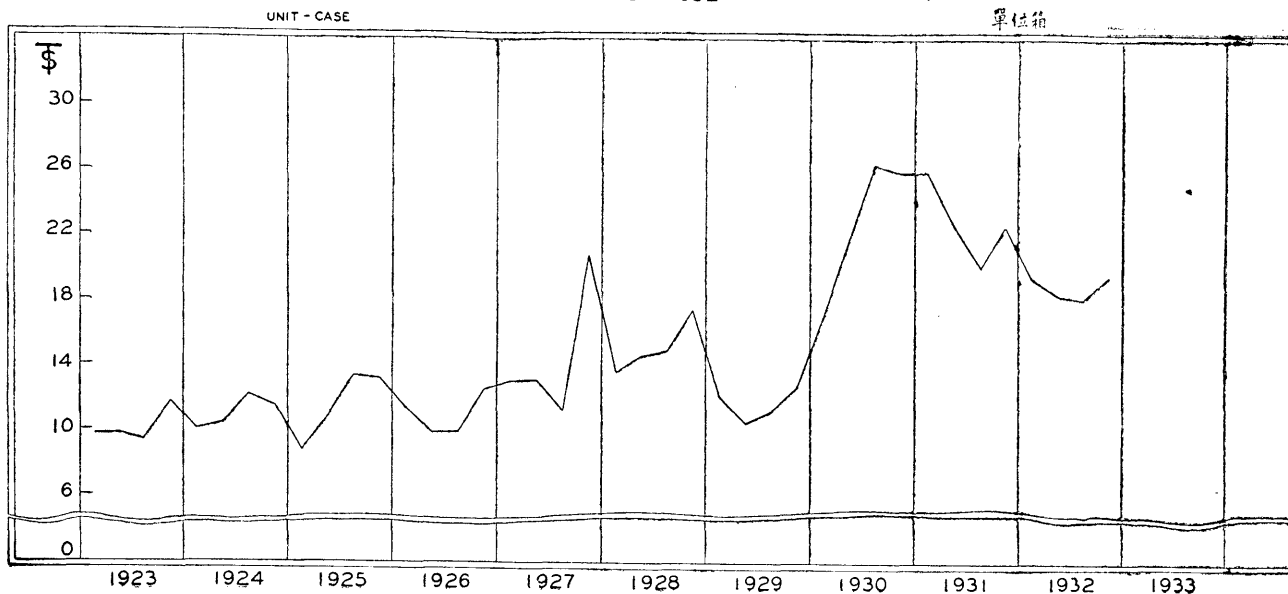
果實 FRUIT

躉售市價(單位兩) - Wholesale Price (Shanghai Tls.)

| 名稱 Name | 單位 Unit | 年份 Year | 一月 Jan. | 二月 Feb. | 三月 March | 平均 Qrly. Average | 四月 April | 五月 May | 六月 June | 平均 Qrly. Average | 七月 July | 八月 Aug. | 九月 Sept. | 平均 Qrly. Average | 十月 Oct. | 十一月 Nov. | 十二月 Dec. | 平均 Qrly. Average | 總平均 Year's Average |
|--|--|------------|------------|------------|-------------|------------------------|-------------|-----------|------------|------------------------|------------|------------|-------------|------------------------|------------|-------------|-------------|------------------------|--------------------------|
| 橘, 飛艇牌 (美) Oranges, Fresh (U. S. A.) | 箱 (一百五十隻) Case (150 Oranges) | 十二年1923 | 12.022 | 9.551 | 8.280 | 9.951 | 9.025 | 10.851 | 10.068 | 9.981 | 8.827 | 8.563 | 10.255 | 9.215 | 11.542 | 11.610 | 12.093 | 11.748 | 10.224 |
| | | 十三年1924 | ... | 10.752 | 9.314 | 10.033 | 9.878 | 10.786 | 11.027 | 10.564 | 13.750 | ... | 10.720 | 12.235 | 12.012 | ... | 11.010 | 11.511 | 11.086 |
| | | 十四年1925 | 9.929 | 8.593 | 7.965 | 8.829 | 9.788 | 11.722 | ... | 10.755 | 12.758 | 13.775 | 13.394 | 13.309 | 13.805 | 13.431 | 12.301 | 13.179 | 11.517 |
| | | 十五年1926 | 11.852 | 11.816 | 10.350 | 11.339 | 10.411 | 9.666 | 9.625 | 9.901 | 9.321 | 9.693 | 10.785 | 9.933 | 10.815 | 13.832 | 13.020 | 12.556 | 10.932 |
| | | 十六年1927 | 13.176 | 12.978 | 13.041 | 13.065 | 13.158 | 13.908 | 12.376 | 13.147 | 11.616 | 10.498 | 11.584 | 11.233 | 16.767 | ... | 25.000 | 20.883 | 14.582 |
| | | 十七年1928 | 17.364 | 11.708 | 12.454 | 13.842 | 14.732 | 14.518 | 14.791 | 14.680 | 12.987 | 14.582 | 17.280 | 14.950 | 17.335 | 17.733 | 17.152 | 17.407 | 15.220 |
| | | 十八年1929 | 12.380 | 12.387 | 11.676 | 12.148 | 11.127 | 9.705 | 11.000 | 10.644 | 11.480 | 10.411 | 11.873 | 11.255 | 11.888 | 13.545 | 12.840 | 12.758 | 11.701 |
| | | 十九年1930 | 12.965 | 16.695 | 21.243 | 16.968 | 17.617 | 22.351 | 25.825 | 21.941 | 25.417 | 26.616 | 27.729 | 26.587 | 27.672 | 25.055 | 25.359 | 26.029 | 22.881 |
| | | 二十年1931 | 27.101 | 24.937 | 26.390 | 26.143 | 25.178 | 20.441 | 22.915 | 22.845 | 21.038 | 19.567 | 19.570 | 20.058 | 21.628 | 22.859 | 23.884 | 22.790 | 22.959 |
| | | 廿一年1932 | 20.117 | ... | 19.234 | 19.676 | 19.092 | 18.974 | 17.410 | 18.492 | 17.303 | 17.878 | 18.989 | 18.057 | 19.284 | 19.456 | 20.499 | 19.746 | 18.993 |

美國飛艇牌鮮橘在滬之躉售市價
PRICE OF AMERICAN FRESH ORANGES

民國十二年至廿一年
1923 - 1932

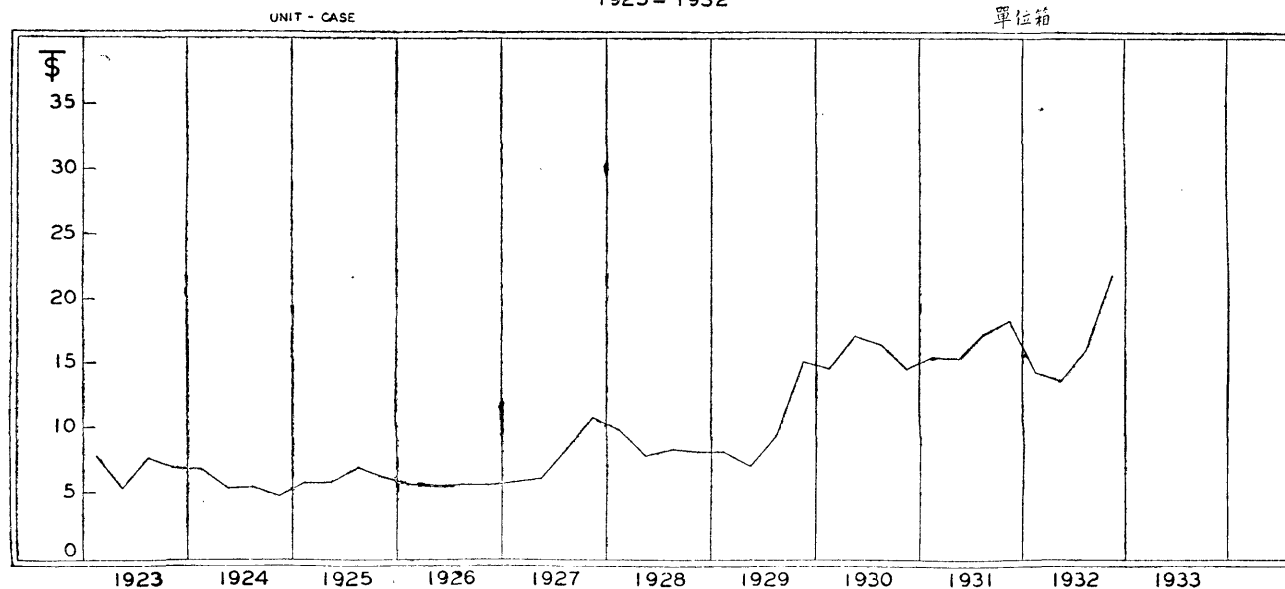


果實 FRUIT

躉售市價(單位兩)—Wholesale Price (Shanghai Tls.)

| 名稱 Name | 單位 Unit | 年份 Year | 一月 Jan. | 二月 Feb. | 三月 March | 平均 Qrly. Average | 四月 April | 五月 May | 六月 June | 平均 Qrly. Average | 七月 July | 八月 Aug. | 九月 Sept. | 平均 Qrly. Average | 十月 Oct. | 十一月 Nov. | 十二月 Dec. | 平均 Qrly. Average | 總平均 Year's Average |
|---------------------------------------|---|------------|------------|------------|-------------|------------------------|-------------|-----------|------------|------------------------|------------|------------|-------------|------------------------|------------|-------------|-------------|------------------------|--------------------------|
| 檸檬 (美) Lemons, Fresh (U. S. A.) | 箱 (一百五十隻) Case (150 Lemons) | 十二年1923 | 10.303 | 7.568 | 5.616 | 7.829 | 5.551 | 5.605 | 5.249 | 5.468 | 7.209 | 7.931 | 7.799 | 7.646 | 7.484 | 6.984 | 6.139 | 6.867 | 6.952 |
| | | 十三年1924 | 7.918 | 6.821 | 5.553 | 6.764 | 5.029 | 5.034 | 5.691 | 5.251 | 5.852 | 5.722 | 4.760 | 5.445 | 4.732 | 4.398 | 4.771 | 4.634 | 5.523 |
| | | 十四年1925 | 5.516 | 5.795 | 5.793 | 5.701 | 5.800 | 5.861 | ... | 5.830 | 7.108 | 6.888 | 6.878 | 6.958 | 6.906 | 6.171 | 5.789 | 6.288 | 6.194 |
| | | 十五年1926 | 5.746 | 5.729 | 5.710 | 5.728 | 5.744 | 5.728 | 5.347 | 5.606 | 5.378 | 6.462 | 5.393 | 5.744 | 5.407 | 5.460 | 5.952 | 5.606 | 5.671 |
| | | 十六年1927 | 5.856 | 5.768 | 6.158 | 5.927 | 5.848 | 6.588 | 6.188 | 6.208 | 8.712 | 8.688 | 7.964 | 8.455 | 8.019 | 8.057 | 16.000 | 10.692 | 7.821 |
| | | 十七年1928 | 11.397 | 9.904 | 8.300 | 9.867 | 8.003 | 7.984 | 7.937 | 7.975 | 8.481 | 8.281 | 8.280 | 8.347 | 8.307 | 7.961 | 8.092 | 8.120 | 8.577 |
| | | 十八年1929 | 9.689 | 7.719 | 7.436 | 8.281 | 7.358 | 7.009 | 6.932 | 7.116 | 7.175 | 10.411 | 11.154 | 9.580 | 14.050 | 15.532 | 15.191 | 14.924 | 9.975 |
| | | 十九年1930 | 14.406 | 14.362 | 13.862 | 14.210 | 15.840 | 17.306 | 17.194 | 16.780 | 14.887 | 16.407 | 16.783 | 16.026 | 16.749 | 13.253 | 13.043 | 14.348 | 15.341 |
| | | 二十年1931 | 12.467 | 17.167 | 15.515 | 15.060 | 15.089 | 14.967 | 14.916 | 14.991 | 15.961 | 17.030 | 17.576 | 16.856 | 17.809 | 18.324 | 17.733 | 17.955 | 16.215 |
| | | 廿一年1932 | 14.729 | ... | 12.883 | 13.803 | 12.021 | 13.176 | 13.930 | 13.042 | 13.842 | 14.786 | 18.652 | 15.760 | 21.740 | 20.871 | 21.925 | 21.512 | 16.030 |

美國鮮檸檬在滬之躉售市價
PRICE OF AMERICAN FRESH LEMONS
民國十二年至廿一年
1923 - 1932

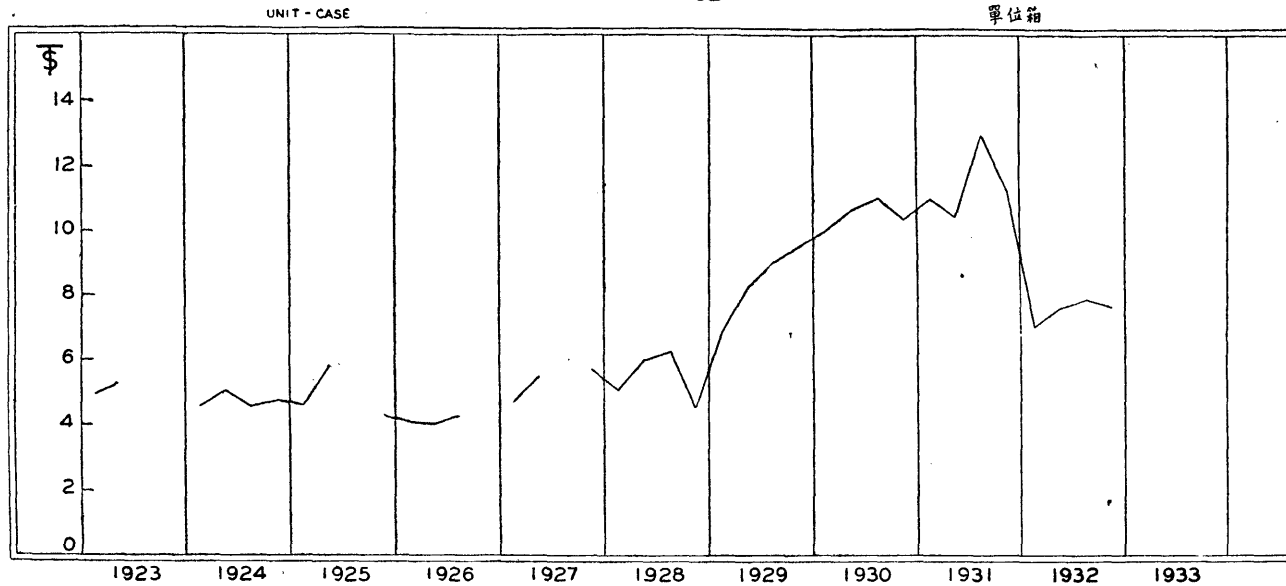


果實 FRUIT

躉售市價(單位兩)—Wholesale Price (Shanghai Tls.)

| 名稱 Name | 單位 Unit | 年份 Year | 一月 Jan. | 二月 Feb. | 三月 March | 平均 Qrly. Average | 四月 April | 五月 May | 六月 June | 平均 Qrly. Average | 七月 July | 八月 Aug. | 九月 Sept. | 平均 Qrly. Average | 十月 Oct. | 十一月 Nov. | 十二月 Dec. | 平均 Qrly. Average | 總平均 Year's Average | |
|---------------------------|----------------------------------|------------|------------|------------|-------------|------------------------|-------------|-----------|------------|------------------------|------------|------------|-------------|------------------------|------------|-------------|-------------|------------------------|--------------------------|--------|
| 蘋果 (美) Apples (U.S.A.) | 箱 (重四十磅) Case (40 lbs.) | 十二年1923 | 4.646 | 5.082 | 4.950 | 4.893 | 5.232 | ... | ... | 5.232 | | | | | | | | | | |
| | | 十三年1924 | 4.670 | 4.487 | 4.482 | 4.546 | 5.029 | 5.034 | ... | 5.031 | ... | ... | 4.506 | 4.506 | 4.950 | 4.398 | 4.771 | 4.706 | 4.697 | |
| | | 十四年1925 | 4.781 | 4.346 | 4.707 | 4.611 | 5.800 | 5.861 | ... | 5.830 | | | | | 4.505 | 4.221 | 4.197 | 4.308 | | |
| | | 十五年1926 | 4.166 | 4.153 | 3.997 | 4.105 | 4.021 | 4.010 | ... | 4.015 | ... | ... | 4.314 | 4.314 | ... | ... | ... | ... | ... | 4.145 |
| | | 十六年1927 | 4.758 | 4.686 | 4.708 | 4.718 | 4.751 | 6.222 | ... | 5.486 | ... | ... | ... | ... | 5.103 | 5.127 | 7.000 | 5.743 | 5.316 | |
| | | 十七年1928 | 5.716 | 4.395 | 5.090 | 5.067 | 6.000 | 6.000 | 6.000 | 6.000 | 6.000 | 6.000 | 6.250 | 6.500 | 6.250 | 4.695 | 4.705 | 4.333 | 4.578 | 5.474 |
| | | 十八年1929 | 6.500 | 6.500 | 7.500 | 6.833 | 7.500 | 8.250 | 9.000 | 8.250 | 9.000 | 9.000 | 9.000 | 9.000 | 9.000 | 10.000 | 9.250 | 9.250 | 9.500 | 8.396 |
| | | 十九年1930 | 9.500 | 10.000 | 10.500 | 10.000 | 10.500 | 10.500 | 11.000 | 10.667 | 11.000 | 11.000 | 11.000 | 11.000 | 11.000 | 11.000 | 10.000 | 10.000 | 10.333 | 10.500 |
| | | 二十年1931 | 11.000 | 11.000 | 11.000 | 11.000 | 9.500 | 10.500 | 11.250 | 10.417 | 13.000 | 13.000 | 13.000 | 13.000 | 13.000 | 12.500 | 11.000 | 10.250 | 11.250 | 11.417 |
| | | 廿一年1932 | 6.898 | ... | 7.258 | 7.078 | 7.248 | 7.730 | 7.836 | 7.605 | 7.959 | 7.909 | ... | 7.934 | ... | 7.783 | 7.487 | 7.635 | 7.562 | |

美國蘋果在滬之躉售市價
PRICE OF AMERICAN FRESH APPLES
民國十二年至廿一年
1923 - 1932



果實 FRUIT

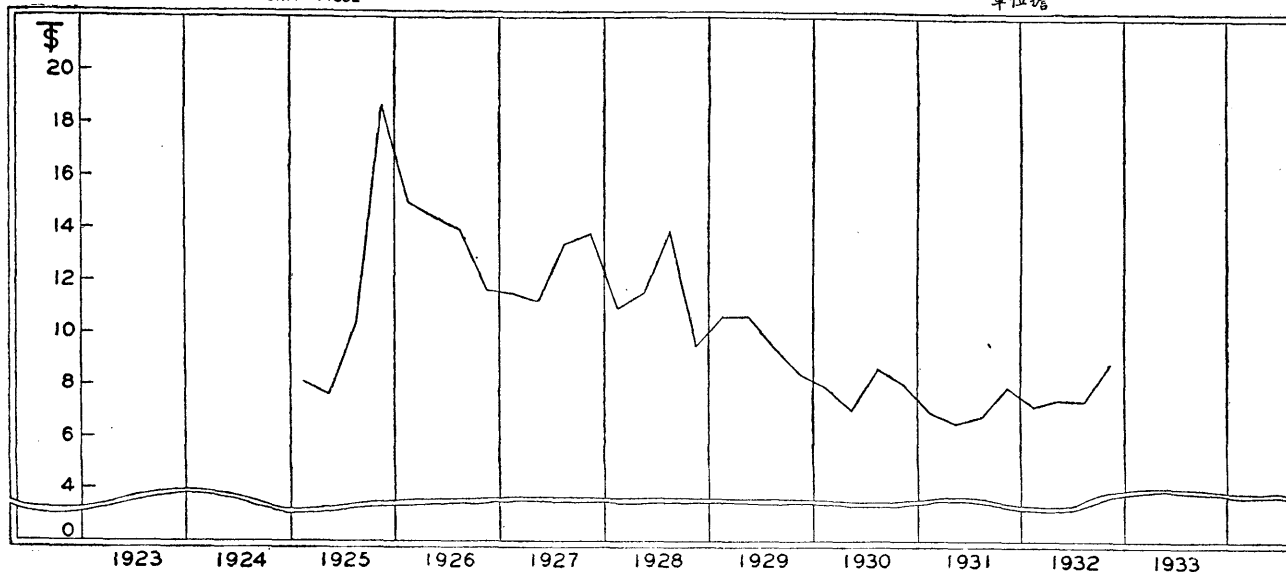
躉售市價(單位兩)—Wholesale Price (Shanghai Tls.)

| 名稱 Name | 單位 Unit | 年份 Year | 一月 Jan. | 二月 Feb. | 三月 March | 平均 Qrly. Average | 四月 April | 五月 May | 六月 June | 平均 Qrly. Average | 七月 July | 八月 Aug. | 九月 Sept. | 平均 Qrly. Average | 十月 Oct. | 十一月 Nov. | 十二月 Dec. | 平均 Qrly. Average | 總平均 Year's Average | | |
|--|------------|------------|------------|------------|-------------|------------------------|-------------|-----------|------------|------------------------|------------|------------|-------------|------------------------|------------|-------------|-------------|------------------------|--------------------------|--|--|
| 紅棗, 天津紅, 二戶 (天津) Dates, Red, Second Quality, Tientsin (China) | 担 Picul | 十二年1923 | | | | | | | | | | | | | | | | | | | |
| | | 十三年1924 | | | | | | | | | | | | | | | | | | | |
| | | 十四年1925 | 8.000 | 8.000 | 8.200 | 8.067 | 7.200 | 8.000 | ... | 7.600 | 10.000 | 9.400 | 12.000 | 10.333 | 14.000 | 20.000 | 22.000 | 18.667 | 11.167 | | |
| | | 十五年1926 | 14.000 | 15.000 | 16.000 | 15.000 | 16.000 | 14.000 | 13.000 | 14.333 | 13.000 | 14.750 | 14.000 | 13.917 | 11.500 | 12.000 | 11.250 | 11.583 | 13.708 | | |
| | | 十六年1927 | 11.000 | 11.500 | 12.000 | 11.500 | 11.500 | 11.000 | 11.000 | 11.167 | 11.250 | 14.750 | 14.000 | 13.333 | 16.250 | 13.750 | 11.250 | 13.750 | 12.438 | | |
| | | 十七年1928 | 10.500 | 11.250 | 11.000 | 10.917 | 11.750 | 11.750 | 11.750 | 11.750 | 13.500 | 14.000 | 14.000 | 13.833 | 9.500 | 9.250 | 9.750 | 9.500 | 11.500 | | |
| | | 十八年1929 | 10.000 | 10.750 | 11.000 | 10.583 | 11.000 | 11.250 | 9.500 | 10.583 | 9.000 | 9.500 | 9.750 | 9.417 | 9.000 | 8.250 | 7.750 | 8.333 | 9.729 | | |
| | | 十九年1930 | 7.750 | 8.000 | 8.000 | 7.917 | 7.500 | 7.500 | 7.500 | 7.500 | 8.250 | 8.500 | 9.100 | 8.617 | 9.250 | 8.000 | 6.750 | 8.000 | 8.009 | | |
| | | 二十年1931 | 6.850 | 7.000 | 7.000 | 6.950 | 6.500 | 6.600 | 6.100 | 6.400 | 6.750 | 6.500 | 7.000 | 6.750 | 7.100 | 8.250 | 8.500 | 7.950 | 7.012 | | |
| | | 廿一年1932 | 7.250 | ... | 7.000 | 7.125 | 6.750 | 6.500 | 7.000 | 6.750 | 6.750 | 6.500 | 7.000 | 6.750 | 8.500 | 8.750 | 8.000 | 8.417 | 7.260 | | |

上海天津二戶紅棗之躉售市價
PRICE OF TIENTSIN RED DATES民國十四年至廿一年
1925 - 1932

UNIT - PICUL

單位擔

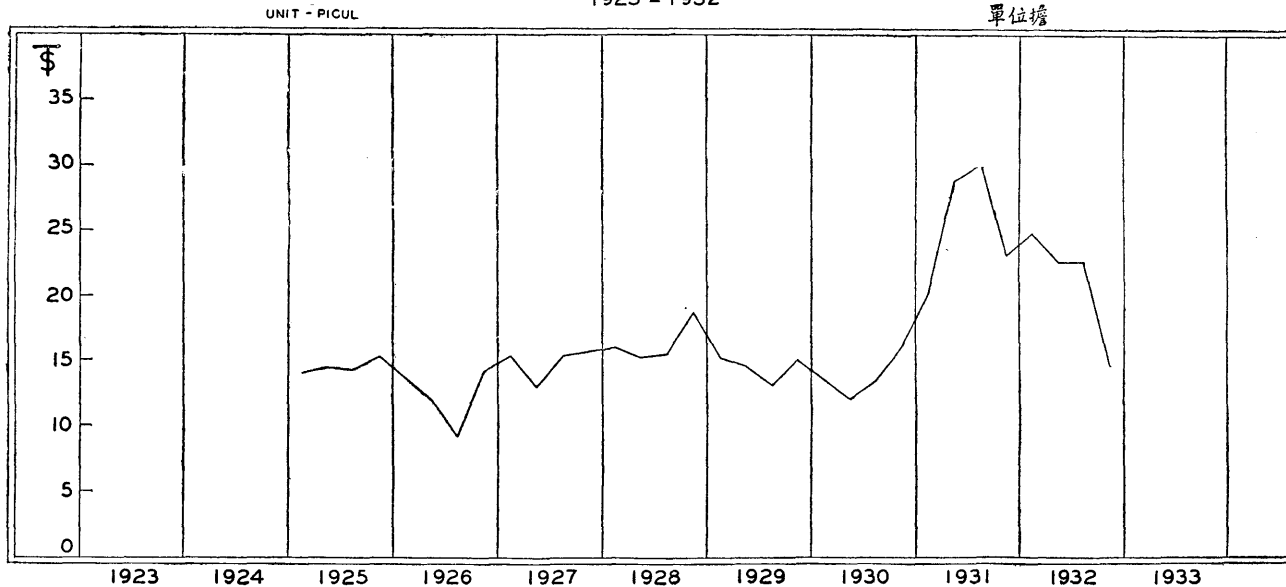


果實 FRUIT

躉售市價(單位兩)—Wholesale Price (Shanghai Tls.)

| 名稱 Name | 單位 Unit | 年份 Year | 一月 Jan. | 二月 Feb. | 三月 March | 平均 Qrly. Average | 四月 April | 五月 May | 六月 June | 平均 Qrly. Average | 七月 July | 八月 Aug. | 九月 Sept. | 平均 Qrly. Average | 十月 Oct. | 十一月 Nov. | 十二月 Dec. | 平均 Qrly. Average | 總平均 Year's Average | | |
|--|------------|------------|------------|------------|-------------|------------------------|-------------|-----------|------------|------------------------|------------|------------|-------------|------------------------|------------|-------------|-------------|------------------------|--------------------------|--|--|
| 胡桃, 天津桃 (天津) Walnuts, in shell, Tientsin (China) | 担 Picul | 十二年1923 | | | | | | | | | | | | | | | | | | | |
| | | 十三年1924 | | | | | | | | | | | | | | | | | | | |
| | | 十四年1925 | 14.000 | 13.500 | 14.500 | 14.000 | 15.000 | 14.000 | ... | 14.500 | 14.000 | 14.000 | 15.000 | 14.333 | 15.000 | 16.000 | 15.000 | 15.333 | 14.542 | | |
| | | 十五年1926 | 11.000 | 15.000 | 15.000 | 13.667 | 14.000 | 12.000 | 10.000 | 12.000 | 10.000 | 9.000 | 8.750 | 9.250 | 13.500 | 14.250 | 14.750 | 14.167 | 12.271 | | |
| | | 十六年1927 | 15.250 | 16.000 | 14.500 | 15.250 | 14.000 | 12.500 | 12.250 | 12.917 | 13.500 | 16.000 | 16.500 | 15.333 | 17.500 | 15.500 | 14.000 | 15.667 | 14.792 | | |
| | | 十七年1928 | 15.000 | 16.250 | 16.750 | 16.000 | 15.000 | 15.000 | 15.500 | 15.167 | 16.000 | 14.500 | 16.000 | 15.500 | 20.000 | 18.500 | 17.500 | 18.667 | 16.334 | | |
| | | 十八年1929 | 15.000 | 15.000 | 15.750 | 15.250 | 16.000 | 14.500 | 13.500 | 14.667 | 12.000 | 12.750 | 14.500 | 13.083 | 15.000 | 15.500 | 14.500 | 15.000 | 14.500 | | |
| | | 十九年1930 | 14.000 | 13.500 | 13.000 | 13.500 | 13.000 | 12.000 | 11.000 | 12.000 | 11.500 | 11.750 | 17.000 | 13.417 | 16.500 | 15.500 | 16.250 | 16.083 | 13.750 | | |
| | | 二十年1931 | 19.500 | 21.000 | 20.000 | 20.167 | 22.500 | 29.000 | 35.000 | 28.833 | 33.500 | 31.500 | 25.500 | 30.167 | 23.000 | 23.500 | 23.000 | 23.167 | 25.583 | | |
| | | 廿一年1932 | 25.250 | ... | 24.500 | 24.875 | 24.500 | 25.000 | 18.500 | 22.667 | 24.500 | 25.000 | 18.500 | 22.667 | 15.000 | 14.500 | 14.500 | 14.333 | 21.135 | | |

上海天津胡桃之躉售市價
PRICE OF TIENTSIN WALNUTS
民國十四年至廿一年
1925 - 1932

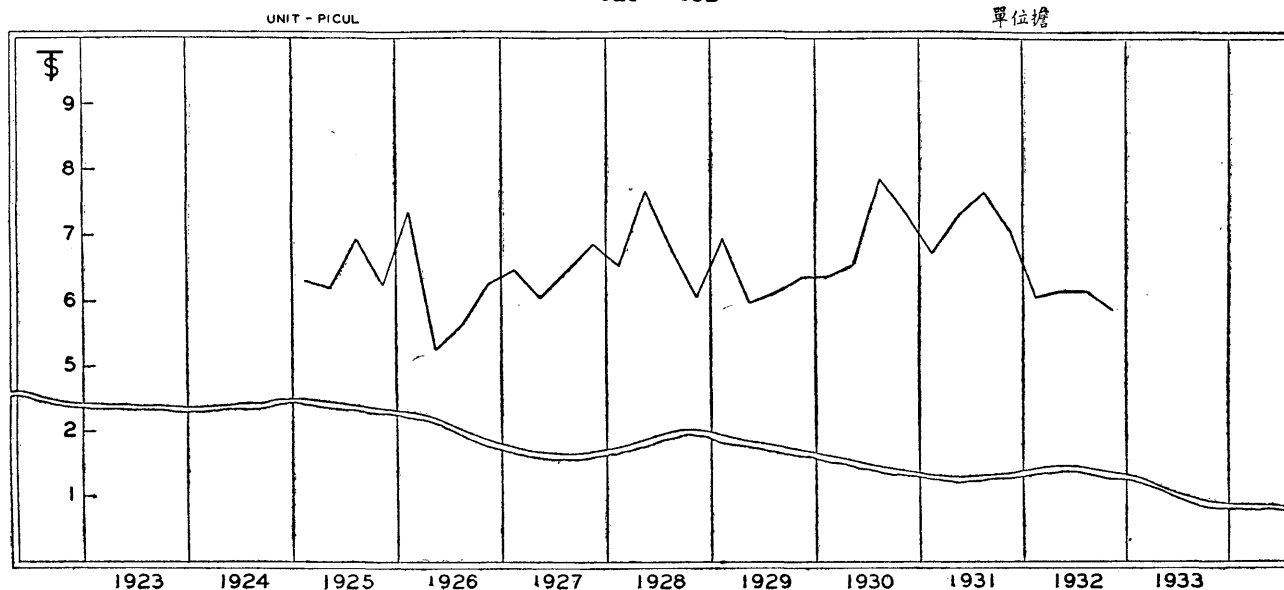


果實 FRUIT

躉售市價(單位兩)—Wholesale Price (Shanghai Tls.)

| 名稱 Name | 單位 Unit | 年份 Year | 一月 Jan. | 二月 Feb. | 三月 March | 平均 Qrly. Average | 四月 April | 五月 May | 六月 June | 平均 Qrly. Average | 七月 July | 八月 Aug. | 九月 Sept. | 平均 Qrly. Average | 十月 Oct. | 十一月 Nov. | 十二月 Dec. | 平均 Qrly. Average | 總平均 Year's Average | | |
|---|------------|------------|------------|------------|-------------|------------------------|-------------|-----------|------------|------------------------|------------|------------|-------------|------------------------|------------|-------------|-------------|------------------------|--------------------------|--|--|
| 花生 (江蘇) Groundnuts, in shell, Kiangsu (China) | 担 Picul | 十二年1923 | | | | | | | | | | | | | | | | | | | |
| | | 十三年1924 | | | | | | | | | | | | | | | | | | | |
| | | 十四年1925 | 6.600 | 5.800 | 6.500 | 6.300 | 6.400 | 6.000 | ... | 6.200 | 7.200 | 7.000 | 6.600 | 6.933 | 6.500 | 6.000 | 6.200 | 6.233 | 6.417 | | |
| | | 十五年1926 | 6.600 | 8.000 | 7.400 | 7.333 | 5.200 | 5.200 | 5.300 | 5.233 | 5.750 | 5.350 | 5.750 | 5.617 | 6.500 | 6.000 | 6.250 | 6.250 | 6.108 | | |
| | | 十六年1927 | 6.800 | 6.200 | 6.450 | 6.483 | 6.300 | 5.800 | 6.000 | 6.033 | 6.300 | 6.450 | 6.525 | 6.425 | 7.500 | 6.475 | 6.575 | 6.850 | 6.448 | | |
| | | 十七年1928 | 5.550 | 6.650 | 7.405 | 6.535 | 8.000 | 8.525 | 6.540 | 7.688 | 6.475 | 7.350 | 6.400 | 6.742 | 6.975 | 5.660 | 5.490 | 6.042 | 6.752 | | |
| | | 十八年1929 | 7.000 | 7.000 | 6.800 | 6.933 | 5.925 | 5.950 | 6.025 | 5.967 | 6.025 | 6.125 | 6.175 | 6.108 | 6.550 | 6.550 | 5.975 | 6.358 | 6.387 | | |
| | | 十九年1930 | 6.375 | 6.400 | 6.350 | 6.375 | 6.500 | 6.550 | 6.600 | 6.550 | 7.600 | 8.000 | 8.000 | 7.867 | 8.100 | 7.475 | 6.500 | 7.358 | 7.038 | | |
| | | 二十年1931 | 6.425 | 6.825 | 6.875 | 6.708 | 7.200 | 7.325 | 7.375 | 7.300 | 7.550 | 7.650 | 7.725 | 7.642 | 7.100 | 7.450 | 6.700 | 7.083 | 7.183 | | |
| | | 廿一年1932 | 6.000 | ... | 6.115 | 6.058 | 6.050 | 6.100 | 6.175 | 6.108 | 6.050 | 6.100 | 6.175 | 6.108 | 6.000 | 5.350 | 6.150 | 5.833 | 6.027 | | |

上海江蘇花生之躉售市價
PRICE OF KIANGSU GROUNDNUTS
民國十四年至廿一年
1925 - 1932

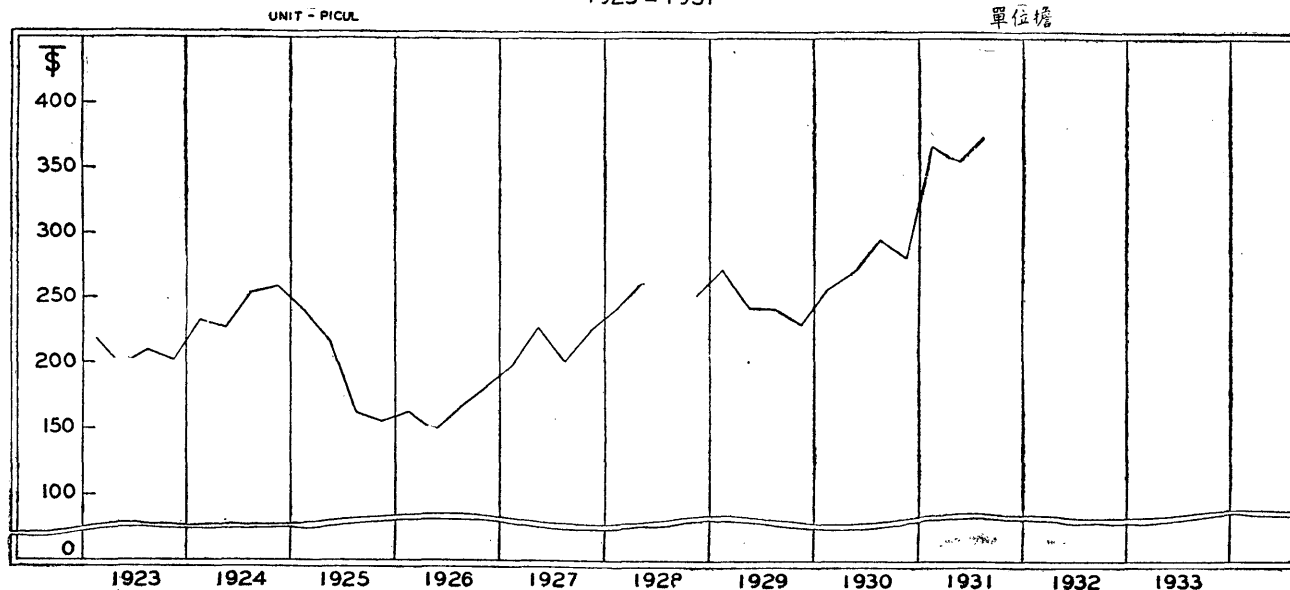


蔬菜 VEGETABLES

躉售市價 (單位兩) — Wholesale Price (Shanghai Tls.)

| 名稱 Name | 單位 Unit | 年份 Year | 一月 Jan. | 二月 Feb. | 三月 March | 平均 Qrly. Average | 四月 April | 五月 May | 六月 June | 平均 Qrly. Average | 七月 July | 八月 Aug. | 九月 Sept. | 平均 Qrly. Average | 十月 Oct. | 十一月 Nov. | 十二月 Dec. | 平均 Qrly. Average | 總平均 Year's Average |
|--------------------------------|------------|------------|------------|------------|-------------|------------------------|-------------|-----------|------------|------------------------|------------|------------|-------------|------------------------|------------|-------------|-------------|------------------------|--------------------------|
| 冬菇 (H) Mushrooms (Japan) | 担 Picul | 十二年1923 | 206.000 | ... | 228.250 | 217.125 | 198.250 | ... | ... | 198.250 | ... | ... | 210.250 | 210.250 | ... | 204.250 | ... | 204.250 | 207.469 |
| | | 十三年1924 | 205.800 | 247.248 | 251.487 | 234.845 | 220.650 | 230.000 | 230.400 | 227.017 | ... | 248.000 | 263.000 | 255.500 | 225.000 | 250.500 | 305.000 | 260.167 | 244.382 |
| | | 十四年1925 | 233.250 | 250.500 | 240.000 | 241.250 | 230.000 | 203.500 | ... | 216.750 | ... | ... | 162.000 | 162.000 | 160.000 | 154.667 | 153.000 | 155.889 | 193.972 |
| | | 十五年1926 | ... | 178.000 | 148.800 | 163.400 | 133.500 | 158.000 | 152.250 | 147.917 | ... | 161.000 | 172.000 | 166.750 | ... | 183.333 | 183.250 | 183.291 | 165.340 |
| | | 十六年1927 | 176.000 | 199.000 | 224.000 | 199.667 | 225.000 | ... | 231.000 | 228.000 | ... | 230.000 | 211.333 | 220.666 | 258.000 | 213.800 | 205.000 | 225.600 | 218.483 |
| | | 十七年1928 | 242.000 | ... | ... | 242.000 | 270.000 | 242.500 | 255.000 | 255.833 | ... | ... | ... | ... | 252.500 | ... | 252.500 | 252.500 | ... |
| | | 十八年1929 | 273.600 | 272.000 | 275.000 | 273.533 | 242.000 | 245.000 | 244.000 | 243.667 | 238.900 | 248.500 | 243.000 | 243.467 | 236.000 | 219.600 | 235.000 | 230.200 | 247.717 |
| | | 十九年1930 | 245.000 | 267.000 | 260.000 | 257.333 | 273.250 | 271.500 | ... | 272.375 | 303.000 | 290.000 | ... | 296.500 | 269.150 | 272.000 | 307.750 | 282.967 | 277.294 |
| | | 二十年1931 | ... | 346.800 | 388.800 | 367.800 | 366.500 | 342.000 | 357.000 | 355.167 | 375.000 | ... | ... | 375.000 | ... | ... | ... | ... | ... |
| | | 廿一年1932 | ... | ... | ... | ... | ... | ... | ... | ... | ... | ... | ... | ... | ... | ... | ... | ... | ... |

日本冬菇在港之躉售市價
PRICE OF JAPANESE MUSHROOMS
民國十二年至二十年
1923 - 1931

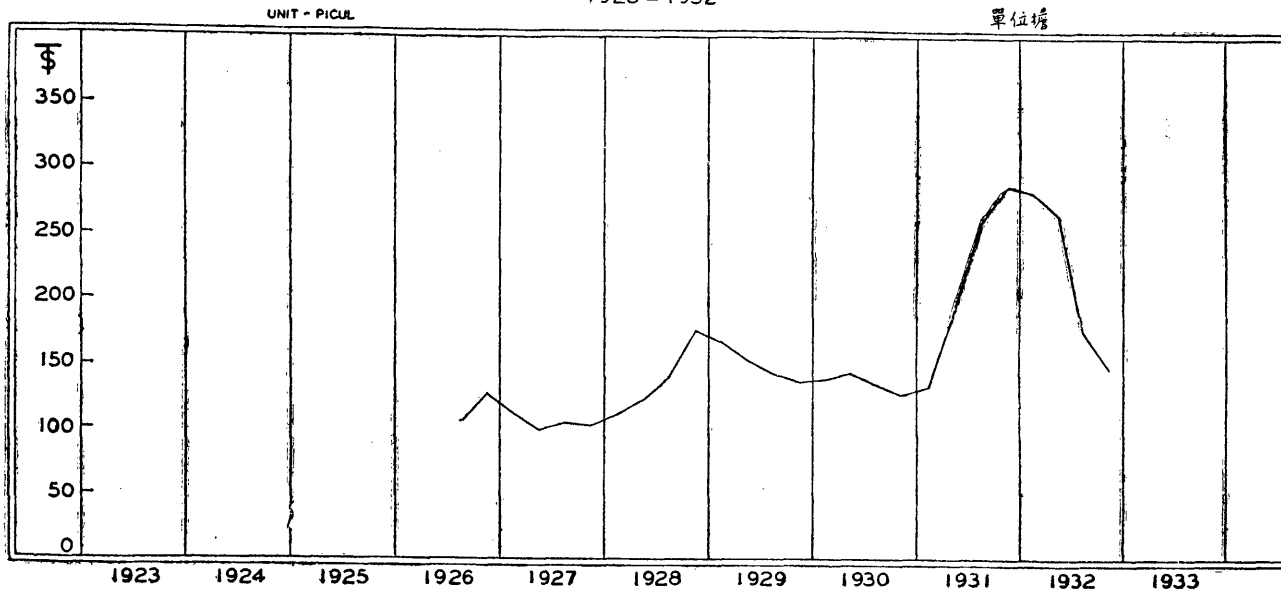


蔬菜 VEGETABLES

躉售市價(單位兩)—Wholesale Price (Shanghai Tls.)

| 名稱 Name | 單位 Unit | 年份 Year | 一月 Jan. | 二月 Feb. | 三月 March | 平均 Qrly. Average | 四月 April | 五月 May | 六月 June | 平均 Qrly. Average | 七月 July | 八月 Aug. | 九月 Sept. | 平均 Qrly. Average | 十月 Oct. | 十一月 Nov. | 十二月 Dec. | 平均 Qrly. Average | 總平均 Year's Average | | |
|--|------------|------------|------------|------------|-------------|------------------------|-------------|-----------|------------|------------------------|------------|------------|-------------|------------------------|------------|-------------|-------------|------------------------|--------------------------|---------|--|
| 香蕈, 中莊 (福建, 江西, 蘭谿) Mushrooms, 2nd quality, Fukien, Kiangsi, & Chekiang, (China.) | 担 picul | 十二年1923 | | | | | | | | | | | | | | | | | | | |
| | | 十三年1924 | | | | | | | | | | | | | | | | | | | |
| | | 十四年1925 | | | | | | 117.000 | ... | ... | 117.000 | | | | | | | | | | |
| | | 十五年1926 | | | | | | | | | | 92.500 | 97.500 | 120.000 | 103.333 | 142.500 | 135.000 | 100.000 | 125.833 | | |
| | | 十六年1927 | 105.000 | 112.500 | 115.000 | 110.833 | 107.500 | 92.500 | 96.500 | 98.833 | 103.000 | 111.000 | 100.000 | 104.667 | 105.000 | 101.000 | 100.000 | 102.000 | 102.000 | 104.083 | |
| | | 十七年1928 | 110.000 | 115.000 | 107.500 | 110.833 | 110.000 | 125.000 | 135.000 | 123.333 | 138.000 | 145.000 | 137.500 | 140.167 | 142.500 | 185.000 | 200.000 | 175.833 | 137.542 | | |
| | | 十八年1929 | 190.000 | 170.000 | 142.500 | 167.500 | 147.500 | 165.000 | 147.500 | 153.333 | 150.000 | 140.000 | 139.000 | 143.000 | 143.000 | 142.500 | 125.000 | 136.833 | 150.167 | | |
| | | 十九年1930 | 120.000 | 145.000 | 150.000 | 138.333 | 150.000 | 142.500 | 140.000 | 144.167 | 135.000 | 130.000 | 137.500 | 134.167 | 140.000 | 135.000 | 106.500 | 127.167 | 135.959 | | |
| | | 二十年1931 | 117.500 | 140.000 | 145.000 | 134.167 | 165.000 | 185.000 | 225.000 | 191.667 | 250.000 | 260.000 | 270.000 | 260.000 | 275.000 | 280.000 | 280.000 | 278.333 | 216.042 | | |
| | | 廿一年1932 | 282.500 | ... | 285.000 | 283.750 | 236.180 | 213.500 | 197.250 | 215.643 | 182.000 | 173.750 | 173.700 | 176.483 | 160.000 | 150.000 | 135.000 | 148.333 | 203.552 | | |

上海閩贛浙產香蕈之躉售市價
PRICE OF FUKIEN KIANGSI & CHEKIANG MUSHROOMS
民國十五年至廿一年
1925 - 1932

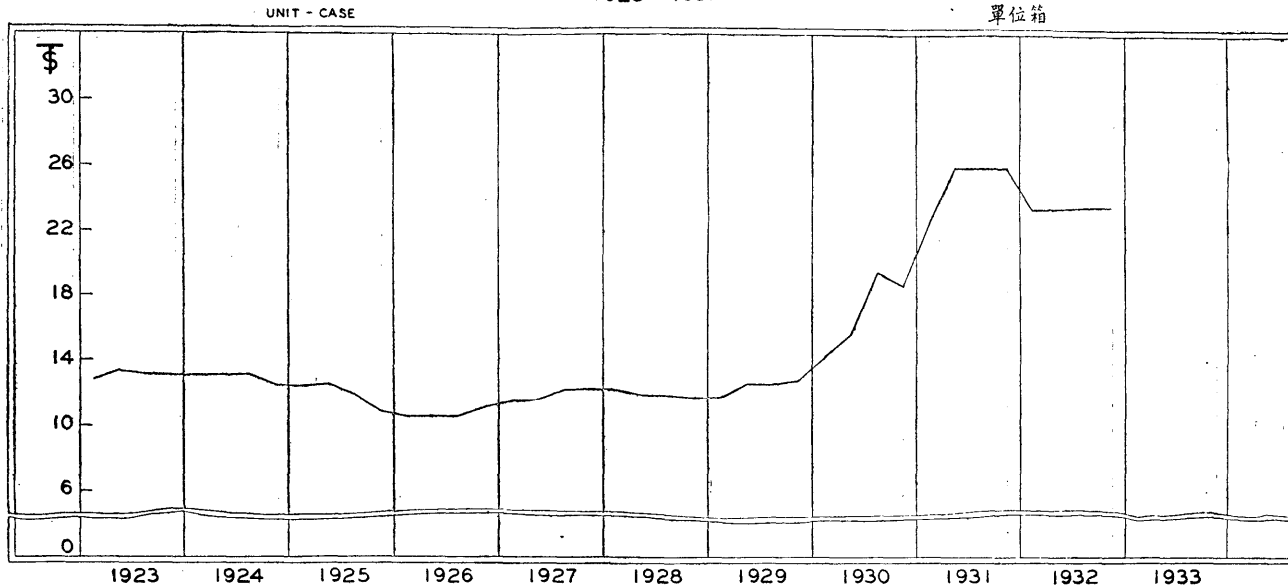


蔬 菜 VEGETABLES

躉售市價 (單位兩) — Wholesale Price (Shanghai Tls.)

| 名稱 Name | 單位 Unit | 年份 Year | 一月 Jan. | 二月 Feb. | 三月 March | 平均 Qrly. Average | 四月 April | 五月 May | 六月 June | 平均 Qrly. Average | 七月 July | 八月 Aug. | 九月 Sept. | 平均 Qrly. Average | 十月 Oct. | 十一月 Nov. | 十二月 Dec. | 平均 Qrly. Average | 總平均 Year's Average | | |
|---|--|------------|------------|------------|-------------|------------------------|-------------|-----------|------------|------------------------|------------|------------|-------------|------------------------|------------|-------------|-------------|------------------------|--------------------------|--------|--------|
| 露筍(罐頭), 台爾蒙 (美) Asparagus, Del Monte (U.S.A.) | 箱 (箱二打, 總二磅 又¼磅) Case (2 doz., 2¼ lbs.-tins) | 十二年1923 | 12.937 | 13.000 | 12.750 | 12.896 | 13.062 | 13.750 | 13.500 | 13.437 | 13.375 | 13.250 | 13.250 | 13.292 | 13.250 | 13.250 | 13.250 | 13.250 | 13.250 | 13.219 | |
| | | 十三年1924 | 13.250 | 13.250 | 13.250 | 13.250 | 13.250 | 13.250 | 13.250 | 13.250 | 13.250 | 13.250 | 13.250 | 13.250 | 13.250 | 12.500 | 12.500 | 12.500 | 12.500 | 13.312 | |
| | | 十四年1925 | 12.350 | 12.200 | 12.500 | 12.350 | 12.500 | 12.500 | ... | 12.500 | 11.900 | 11.900 | 11.900 | 11.900 | 11.900 | 11.900 | 10.500 | 10.500 | 10.967 | 11.929 | |
| | | 十五年1926 | 10.500 | 10.500 | 10.500 | 10.500 | 10.500 | 10.500 | 10.500 | 10.500 | 10.500 | 10.500 | 10.500 | 10.500 | 10.500 | 10.500 | 11.500 | 11.500 | 11.167 | 10.667 | |
| | | 十六年1927 | 11.500 | 11.500 | 11.750 | 11.583 | 11.750 | 11.750 | 11.750 | 11.750 | 11.750 | 12.000 | 12.250 | 12.265 | 12.167 | 12.250 | 12.250 | 12.250 | 12.250 | 11.938 | |
| | | 十七年1928 | 12.250 | 12.250 | 12.250 | 12.250 | 12.250 | 12.250 | 11.500 | 11.500 | 11.750 | 11.625 | 11.750 | 11.750 | 11.708 | 11.750 | 11.750 | 11.750 | 11.750 | 11.750 | 11.865 |
| | | 十八年1929 | 11.750 | 11.750 | 12.000 | 11.833 | 12.600 | 12.600 | 12.600 | 12.600 | 12.600 | 12.600 | 12.600 | 12.700 | 12.633 | 12.800 | 12.800 | 12.800 | 12.800 | 12.800 | 12.467 |
| | | 十九年1930 | 14.050 | 14.000 | 14.500 | 14.183 | 14.500 | 14.500 | 18.250 | 15.750 | 20.000 | 20.000 | 20.000 | 18.750 | 19.583 | 18.500 | 18.500 | 19.000 | 18.667 | 17.046 | |
| | | 二十年1931 | 21.000 | 21.000 | 26.000 | 22.667 | 26.000 | 26.000 | 26.000 | 26.000 | 26.000 | 26.000 | 26.000 | 26.000 | 26.000 | 26.000 | 26.000 | 26.000 | 26.000 | 26.000 | 25.167 |
| | | 廿一年1932 | 23.500 | ... | 23.500 | 23.500 | 24.000 | 23.750 | 23.000 | 23.583 | 23.250 | 23.750 | 23.750 | 23.583 | 23.500 | 23.500 | 24.500 | 23.833 | 23.625 | | |

美國台爾蒙牌罐頭露筍在滬之躉售市價
PRICE OF AMERICAN DEL MONTE ASPARAGUS
民國十二年至廿一年
1923 - 1932

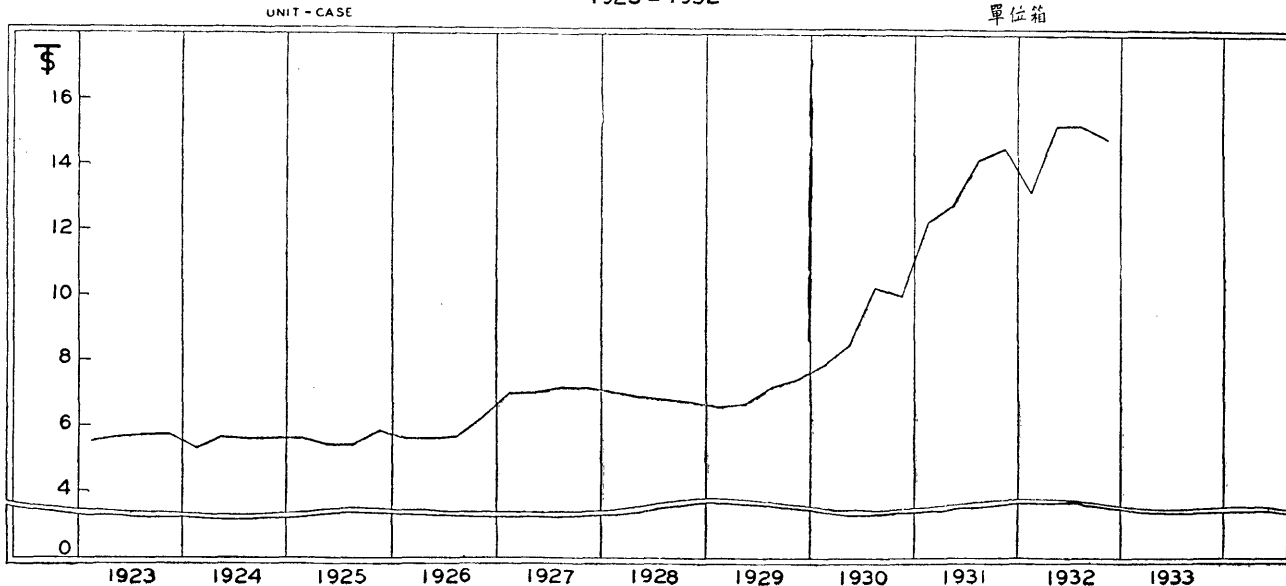


蔬 菜 VEGETABLES

躉售市價(單位兩)—Wholesale Price (Shanghai Tls.)

| 名稱 Name | 單位 Unit | 年份 Year | 一月 | 二月 | 三月 | 平均 | 四月 | 五月 | 六月 | 平均 | 七月 | 八月 | 九月 | 平均 | 十月 | 十一月 | 十二月 | 平均 | 總平均 | | |
|---|--|------------|--------|--------|--------|------------------|--------|--------|--------|------------------|--------|--------|--------|------------------|--------|--------|--------|------------------|-------------------|-------|-------|
| | | | Jan. | Feb. | March | Qrly. Average | April | May | June | Qrly. Average | July | Aug. | Sept. | Qrly. Average | Oct. | Nov. | Dec. | Qrly. Average | Year's Average | | |
| 番茄(罐頭),台爾蒙 (美) Tomatoes, Del Monte (U.S.A.) | 箱 (箱二打, 聽二磅半) Case (2 doz 2½ lbs.-tins) | 十二年1923 | 5.500 | 5.500 | 5.500 | 5.500 | 5.500 | 5.700 | 5.700 | 5.633 | 5.700 | 5.700 | 5.700 | 5.700 | 5.700 | 5.700 | 5.700 | 5.700 | 5.700 | 5.633 | |
| | | 十三年1924 | 5.300 | 5.300 | 5.300 | 5.300 | 5.700 | 5.700 | 5.600 | 5.667 | 5.600 | 5.600 | 5.600 | 5.600 | 5.600 | 5.600 | 5.600 | 5.600 | 5.600 | 5.600 | 5.542 |
| | | 十四年1925 | 5.600 | 5.600 | 5.600 | 5.600 | 5.400 | 5.400 | ... | 5.400 | 5.400 | ... | ... | 5.400 | ... | 6.000 | 5.600 | 5.800 | 5.800 | 5.550 | |
| | | 十五年1926 | 5.600 | 5.600 | 5.600 | 5.600 | 5.600 | 5.600 | 5.600 | 5.600 | 5.600 | 5.600 | 5.600 | 5.800 | 5.667 | 5.800 | 6.000 | 7.000 | 6.267 | 5.784 | |
| | | 十六年1927 | 7.000 | 7.000 | 7.000 | 7.000 | 7.000 | 7.000 | 7.000 | 7.000 | 7.000 | 7.000 | 7.200 | 7.200 | 7.133 | 7.200 | 7.200 | 7.000 | 7.133 | 7.067 | |
| | | 十七年1928 | 7.000 | 7.000 | 7.000 | 7.000 | 7.000 | 7.000 | 6.800 | 6.800 | 6.867 | 6.800 | 6.800 | 6.800 | 6.800 | 6.800 | 6.800 | 6.800 | 6.500 | 6.700 | 6.842 |
| | | 十八年1929 | 6.500 | 6.500 | 6.600 | 6.533 | 6.600 | 6.650 | 6.700 | 6.650 | 7.000 | 7.000 | 7.400 | 7.133 | 7.400 | 7.400 | 7.400 | 7.400 | 7.400 | 7.400 | 6.929 |
| | | 十九年1930 | 7.400 | 7.800 | 8.250 | 7.817 | 8.250 | 8.250 | 9.000 | 8.500 | 9.250 | 10.800 | 10.800 | 10.283 | 10.000 | 10.000 | 10.000 | 10.000 | 10.000 | 9.150 | |
| | | 二十年1931 | 10.800 | 12.500 | 13.500 | 12.267 | 13.500 | 13.500 | 13.500 | 13.500 | 14.000 | 14.000 | 14.500 | 14.167 | 14.500 | 14.250 | 14.000 | 14.250 | 13.546 | | |
| | | 廿一年1932 | 13.500 | ... | 13.000 | 13.250 | 14.000 | 15.000 | 16.800 | 15.267 | 14.000 | 15.000 | 16.800 | 15.267 | 15.000 | 15.000 | 14.500 | 14.833 | 14.654 | | |

美國台爾蒙牌罐頭番茄在滬之躉售市價
PRICE OF AMERICAN DEL MONTE TOMATOES
民國十二年至廿一年

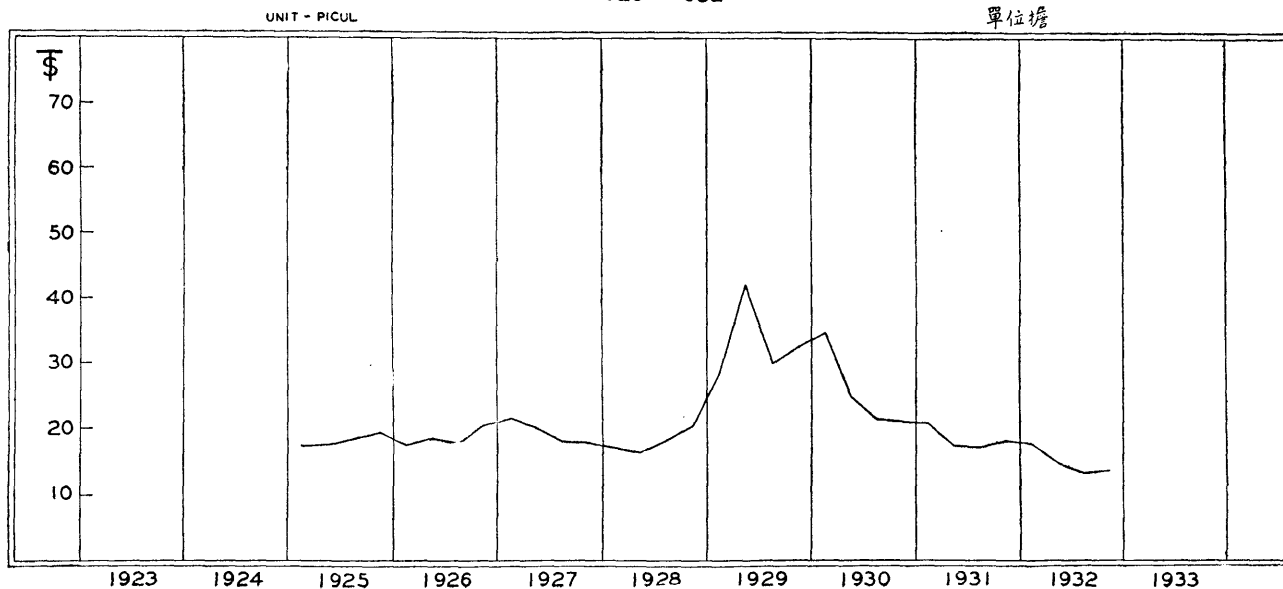


蔬菜 VEGETABLES

躉售市價(單位兩)—Wholesale Price (Shanghai Ts.)

| 名稱 Name | 單位 Unit | 年份 Year | 一月 Jan. | 二月 Feb. | 三月 March | 平均 Qrly. Average | 四月 April | 五月 May | 六月 June | 平均 Qrly. Average | 七月 July | 八月 Aug. | 九月 Sept. | 平均 Qrly. Average | 十月 Oct. | 十一月 Nov. | 十二月 Dec. | 平均 Qrly. Average | 總平均 Year's Average | | |
|---|------------|------------|------------|------------|-------------|------------------------|-------------|-----------|------------|------------------------|------------|------------|-------------|------------------------|------------|-------------|-------------|------------------------|--------------------------|--|--|
| 金針菜,中貨 (河南) Lily Flowers, dried, second quality Honan (China) | 担 Picul | 十二年1923 | | | | | | | | | | | | | | | | | | | |
| | | 十三年1924 | | | | | | | | | | | | | | | | | | | |
| | | 十四年1925 | 16.000 | 18.000 | 18.500 | 17.500 | 18.200 | 17.000 | ... | 17.600 | 18.000 | 19.000 | 18.000 | 18.333 | 19.000 | 19.000 | 20.000 | 19.333 | 18.192 | | |
| | | 十五年1926 | 17.000 | 17.000 | 19.000 | 17.667 | 19.500 | 18.000 | 18.400 | 18.633 | 19.000 | 16.750 | 17.750 | 17.833 | 18.250 | 20.500 | 23.000 | 20.583 | 18.679 | | |
| | | 十六年1927 | 21.500 | 22.000 | 21.250 | 21.583 | 20.500 | 20.000 | 20.000 | 20.167 | 18.500 | 18.250 | 18.000 | 18.250 | 18.500 | 18.250 | 17.250 | 18.000 | 19.500 | | |
| | | 十七年1928 | 16.750 | 17.000 | 18.000 | 17.250 | 16.900 | 16.250 | 16.250 | 16.467 | 16.500 | 19.000 | 20.000 | 18.500 | 20.750 | 21.000 | 21.000 | 20.917 | 18.284 | | |
| | | 十八年1929 | 23.000 | 27.500 | 36.000 | 28.833 | 40.000 | 42.000 | 45.000 | 42.333 | 40.000 | 26.000 | 25.000 | 30.333 | 33.500 | 33.500 | 32.000 | 33.000 | 33.625 | | |
| | | 十九年1930 | 34.500 | 36.000 | 34.500 | 35.000 | 32.500 | 24.500 | 18.500 | 25.167 | 21.750 | 21.250 | 22.000 | 21.667 | 22.250 | 21.000 | 20.250 | 21.167 | 25.750 | | |
| | | 二十年1931 | 21.250 | 21.250 | 20.750 | 21.083 | 19.500 | 17.000 | 16.500 | 17.667 | 16.500 | 16.500 | 18.750 | 17.250 | 19.000 | 18.000 | 18.000 | 18.333 | 18.583 | | |
| | | 廿一年1932 | 17.750 | ... | 18.000 | 17.875 | 16.500 | 14.250 | 14.000 | 14.917 | 15.000 | 12.250 | 12.500 | 13.250 | 14.000 | 13.650 | 12.650 | 13.433 | 14.869 | | |

上海河南金針菜之躉售市價
PRICE OF HONAN DRIED LILY FLOWER
民國十四年至廿一年
1925 - 1932

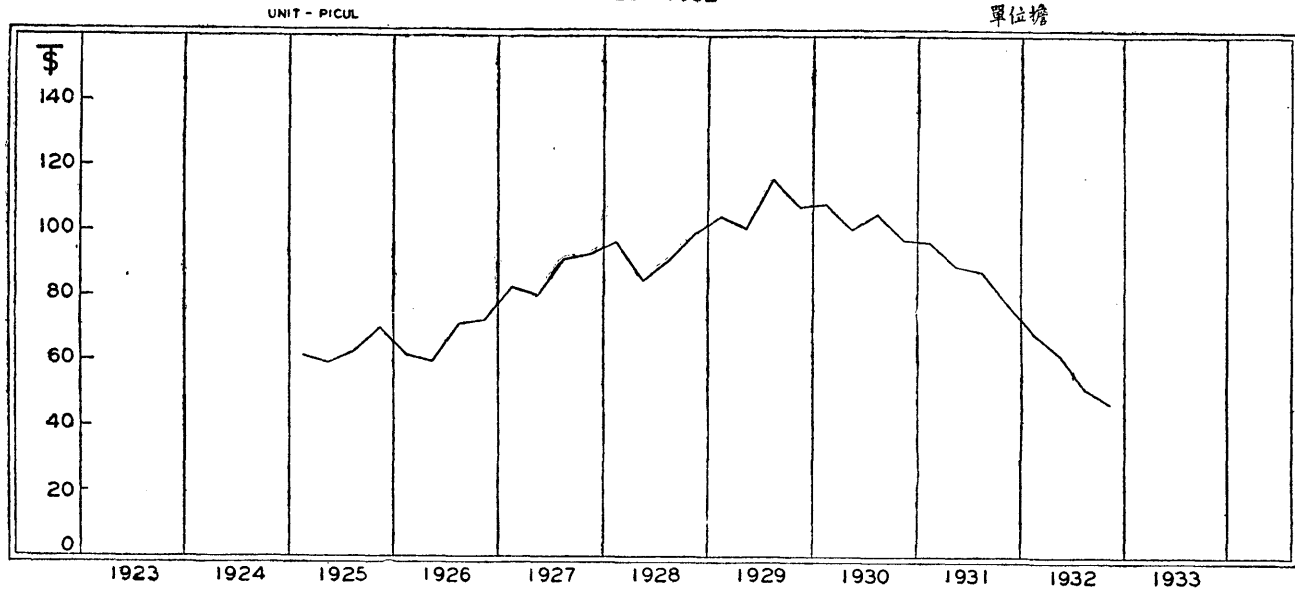


蔬 菜 VEGETABLES

躉售市價 (單位兩) — Wholesale Price (Shanghai Tls.)

| 名稱 Name | 單位 Unit | 年份 Year | 一月 Jan. | 二月 Feb. | 三月 March | 平均 Qrly. Average | 四月 April | 五月 May | 六月 June | 平均 Qrly. Average | 七月 July | 八月 Aug. | 九月 Sept. | 平均 Qrly. Average | 十月 Oct. | 十一月 Nov. | 十二月 Dec. | 平均 Qrly. Average | 總平均 Year's Average | | |
|--------------------------------|------------|------------|------------|------------|-------------|------------------------|-------------|-----------|------------|------------------------|------------|------------|-------------|------------------------|------------|-------------|-------------|------------------------|--------------------------|--|--|
| 木耳, 統貨, 雜牌 Fungi (China) | 担 Picul | 十二年1923 | | | | | | | | | | | | | | | | | | | |
| | | 十三年1924 | | | | | | | | | | | | | | | | | | | |
| | | 十四年1925 | 60.000 | 62.000 | 62.000 | 61.333 | 60.000 | 58.000 | ... | 59.000 | 60.000 | 64.000 | 64.000 | 62.667 | 67.000 | 70.000 | 73.000 | 70.000 | 63.250 | | |
| | | 十五年1926 | 55.000 | 62.000 | 68.000 | 61.667 | 60.000 | 58.000 | 61.500 | 59.833 | 63.750 | 72.000 | 78.000 | 71.250 | 72.000 | 72.000 | 74.000 | 72.667 | 66.354 | | |
| | | 十六年1927 | 74.750 | 80.000 | 82.500 | 82.417 | 81.000 | 79.500 | 79.750 | 80.083 | 87.500 | 102.000 | 85.500 | 91.667 | 91.000 | 94.000 | 93.500 | 92.833 | 86.750 | | |
| | | 十七年1928 | 95.500 | 97.500 | 96.000 | 96.333 | 85.000 | 83.000 | 85.000 | 84.333 | 88.500 | 92.000 | 92.000 | 90.833 | 99.000 | 100.000 | 98.000 | 99.000 | 92.625 | | |
| | | 十八年1929 | 102.500 | 107.000 | 104.500 | 104.667 | 99.000 | 100.000 | 103.500 | 100.833 | 117.500 | 116.500 | 113.500 | 115.833 | 113.500 | 116.000 | 107.500 | 112.333 | 108.417 | | |
| | | 十九年1930 | 107.500 | 110.000 | 108.000 | 108.500 | 108.500 | 97.500 | 95.500 | 100.500 | 100.000 | 109.000 | 107.000 | 105.333 | 104.500 | 101.500 | 87.500 | 97.833 | 103.042 | | |
| | | 二十年1931 | 97.500 | 100.000 | 92.500 | 96.667 | 89.000 | 89.000 | 90.000 | 89.333 | 89.000 | 86.500 | 87.500 | 87.667 | 87.000 | 78.500 | 72.500 | 79.333 | 88.250 | | |
| | | 廿一年1932 | 69.000 | ... | 69.000 | 69.000 | 66.500 | 61.000 | 60.000 | 62.500 | 58.000 | 51.500 | 52.500 | 54.000 | 49.000 | 47.000 | 45.000 | 47.000 | 58.125 | | |

上海雜牌木耳之躉售市價
PRICE OF CHINESE FUNGI
民國十四年至廿一年
1925-1932

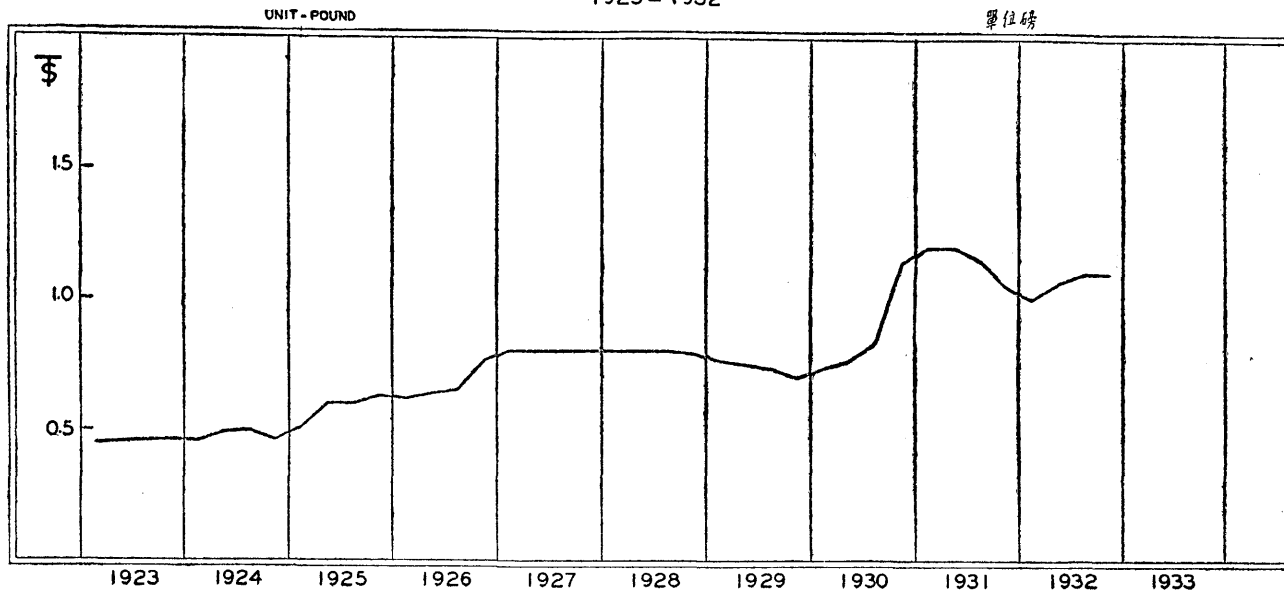


III 畜產品 ANIMAL PRODUCTS 肉類 MEATS

躉售市價(單兩位)—Wholesale Price (Shanghai Tls.)

| 名稱 Name | 單位 Unit | 年份 Year | 一月 Jan. | 二月 Feb. | 三月 March | 平均 Qrly. Average | 四月 April | 五月 May | 六月 June | 平均 Qrly. Average | 七月 July | 八月 Aug. | 九月 Sept. | 平均 Qrly. Average | 十月 Oct. | 十一月 Nov. | 十二月 Dec. | 平均 Qrly. Average | 總平均 Year's Average | | |
|---|------------|------------|------------|------------|-------------|------------------------|-------------|-----------|------------|------------------------|------------|------------|-------------|------------------------|------------|-------------|-------------|------------------------|--------------------------|-------|-------|
| 鹹肉, 銀盆牌 (英) Bacon, Silver Dish Brand (Great Britain) | 磅 Pound | 十二年1923 | 0.450 | 0.450 | 0.450 | 0.450 | 0.450 | 0.465 | 0.467 | 0.461 | 0.468 | 0.468 | 0.469 | 0.468 | 0.469 | 0.472 | 0.469 | 0.470 | 0.462 | | |
| | | 十三年1924 | 0.467 | 0.466 | 0.465 | 0.466 | 0.500 | 0.500 | 0.498 | 0.499 | 0.500 | 0.500 | 0.500 | 0.500 | 0.500 | 0.500 | 0.460 | 0.460 | 0.473 | 0.484 | |
| | | 十四年1925 | 0.460 | 0.460 | 0.600 | 0.507 | 0.600 | 0.600 | ... | 0.600 | 0.600 | 0.600 | 0.600 | 0.600 | 0.600 | 0.600 | 0.620 | 0.620 | 0.613 | 0.580 | |
| | | 十五年1926 | 0.620 | 0.620 | 0.620 | 0.620 | 0.640 | 0.640 | 0.640 | 0.640 | 0.640 | 0.640 | 0.660 | 0.660 | 0.653 | 0.700 | 0.800 | 0.800 | 0.767 | 0.670 | |
| | | 十六年1927 | 0.800 | 0.800 | 0.800 | 0.800 | 0.800 | 0.800 | 0.800 | 0.800 | 0.800 | 0.800 | 0.800 | 0.800 | 0.800 | 0.800 | 0.800 | 0.800 | 0.800 | 0.800 | 0.800 |
| | | 十七年1928 | 0.800 | 0.800 | 0.800 | 0.800 | 0.800 | 0.800 | 0.800 | 0.800 | 0.800 | 0.800 | 0.800 | 0.800 | 0.800 | 0.800 | 0.800 | 0.800 | 0.780 | 0.793 | 0.798 |
| | | 十八年1929 | 0.780 | 0.780 | 0.750 | 0.770 | 0.750 | 0.750 | 0.750 | 0.750 | 0.750 | 0.750 | 0.750 | 0.700 | 0.733 | 0.700 | 0.700 | 0.700 | 0.700 | 0.700 | 0.738 |
| | | 十九年1930 | 0.700 | 0.750 | 0.750 | 0.733 | 0.750 | 0.750 | 0.800 | 0.767 | 0.800 | 0.800 | 0.900 | 0.833 | 1.000 | 1.200 | 1.200 | 1.133 | 0.867 | | |
| | | 二十年1931 | 1.200 | 1.200 | 1.200 | 1.200 | 1.200 | 1.200 | 1.200 | 1.200 | 1.200 | 1.200 | 1.200 | 1.050 | 1.150 | 1.050 | 1.250 | 1.000 | 1.100 | 1.112 | |
| | | 廿一年1932 | 1.000 | ... | 1.000 | 1.000 | 1.000 | 1.000 | 1.100 | 1.100 | 1.067 | 1.100 | 1.100 | 1.100 | 1.100 | 1.100 | 1.100 | 1.100 | 1.100 | 1.100 | 1.067 |

英國銀盆牌鹹肉在滬躉售之市價
PRICE OF BRITISH SILVER DISH BRAND BACON
民國十二年至廿一年
1923 - 1932

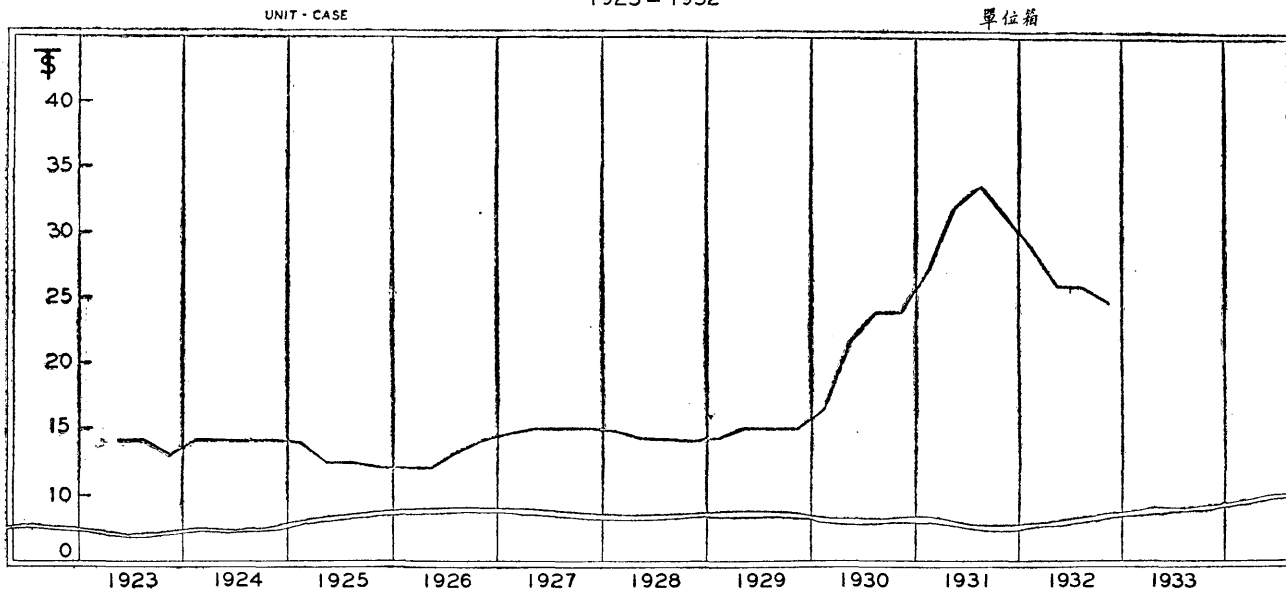


肉類 MEATS

躉售市價 (單位兩) - Wholesale Price (Shanghai Tls.)

| 名稱 Name | 單位 Unit | 年份 Year | 一月 Jan. | 二月 Feb. | 三月 March | 平均 Qrly. Average | 四月 April | 五月 May | 六月 June | 平均 Qrly. Average | 七月 July | 八月 Aug. | 九月 Sept. | 平均 Qrly. Average | 十月 Oct. | 十一月 Nov. | 十二月 Dec. | 平均 Qrly. Average | 總平均 Year's Average | | |
|---|---|------------|------------|------------|-------------|------------------------|-------------|-----------|------------|------------------------|------------|------------|-------------|------------------------|------------|-------------|-------------|------------------------|--------------------------|--------|--------|
| 鹹牛肉片, 來皮 (美) Beef, Corned, Libby's (U. S. A.) | 箱 (箱四打, 聽十二兩) Case (4 dozen, 12 oz-tins) | 十二年1923 | | | | | ... | 14.000 | 14.000 | 14.000 | 14.000 | 14.000 | 14.200 | 14.067 | 12.000 | 12.000 | 14.880 | 12.963 | | | |
| | | 十三年1924 | 14.000 | 14.000 | 14.000 | 14.000 | 14.000 | 14.000 | 14.000 | 14.000 | 14.000 | 14.000 | 14.000 | 14.000 | 14.000 | 14.000 | 14.000 | 14.000 | 14.000 | 14.000 | |
| | | 十四年1925 | 14.000 | 14.000 | 14.000 | 14.000 | 12.400 | 12.400 | ... | 12.400 | 12.400 | 12.400 | 12.400 | 12.400 | 12.400 | 12.000 | 12.000 | 12.000 | 12.000 | 12.000 | 12.700 |
| | | 十五年1926 | 12.000 | 12.000 | 12.000 | 12.000 | 12.000 | 12.000 | 12.000 | 12.000 | 12.000 | 12.800 | 12.800 | 13.800 | 13.133 | 13.800 | 14.400 | 14.400 | 14.400 | 14.200 | 12.783 |
| | | 十六年1927 | 14.400 | 14.400 | 15.000 | 14.600 | 15.000 | 15.000 | 15.000 | 15.000 | 15.000 | 15.000 | 15.000 | 15.000 | 15.000 | 15.000 | 15.900 | 15.000 | 15.000 | 15.000 | 14.900 |
| | | 十七年1928 | 15.000 | 15.000 | 14.400 | 14.800 | 14.400 | 14.200 | 14.200 | 14.267 | 14.200 | 14.000 | 14.000 | 14.067 | 14.000 | 14.000 | 14.000 | 14.000 | 14.000 | 14.000 | 14.284 |
| | | 十八年1929 | 14.000 | 14.000 | 15.000 | 14.333 | 15.000 | 15.000 | 15.000 | 15.000 | 15.000 | 15.000 | 15.000 | 15.000 | 15.000 | 15.000 | 15.000 | 15.000 | 15.000 | 15.000 | 14.833 |
| | | 十九年1930 | 16.000 | 16.000 | 17.500 | 16.500 | 21.600 | 21.600 | 22.000 | 21.733 | 24.000 | 24.000 | 24.000 | 24.000 | 24.000 | 24.000 | 24.000 | 24.000 | 24.000 | 24.000 | 21.558 |
| | | 二十年1931 | 26.000 | 28.000 | 28.000 | 27.333 | 32.000 | 32.000 | 32.000 | 32.000 | 33.600 | 33.600 | 33.600 | 33.600 | 33.600 | 33.600 | 31.000 | 29.000 | 31.200 | 31.200 | 31.033 |
| | | 廿一年1932 | 29.000 | ... | 29.000 | 29.000 | 26.000 | 26.000 | 26.000 | 26.000 | 26.000 | 26.000 | 26.000 | 26.000 | 26.000 | 26.000 | 24.000 | 24.000 | 24.000 | 24.667 | 26.417 |

美國來皮牌牛肉片在滬之躉售市價
PRICE OF AMERICAN LIBBY'S CORNED BEEF
民國十二年至廿一年
1923 - 1932

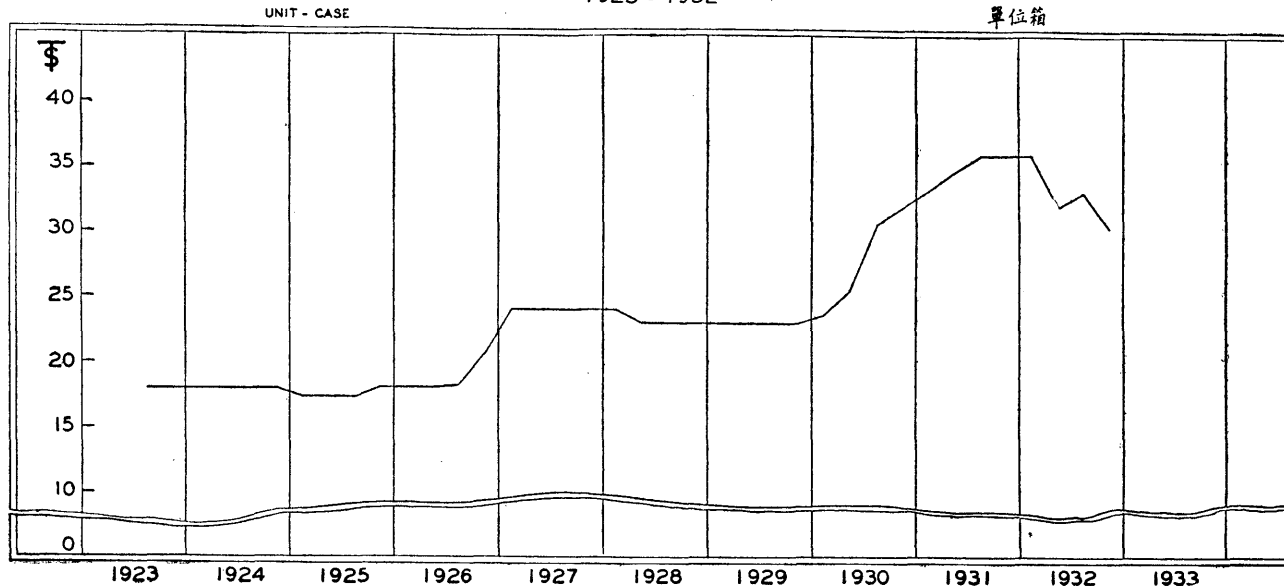


肉類 MEATS

躉售市價(單位兩)—Wholesale Price (Shanghai Tls.)

| 名稱 Name | 單位 Unit | 年份 Year | 一月 Jan. | 二月 Feb. | 三月 Mar. | 平均 Qrly. Average | 四月 April | 五月 May | 六月 June | 平均 Qrly. Average | 七月 July | 八月 Aug. | 九月 Sept. | 平均 Qrly. Average | 十月 Oct. | 十一月 Nov. | 十二月 Dec. | 平均 Qrly. Average | 總平均 Year's Average | | | |
|---|--|------------|------------|------------|------------|------------------------|-------------|-----------|------------|------------------------|------------|------------|-------------|------------------------|------------|-------------|-------------|------------------------|--------------------------|--------|--------|--------|
| 臘腸,來皮 (美) Sausages, Corned, Libby's (U. S. A.) | 箱 (箱四打, 聽九兩) Case (4 dozen, 12 oz-tins) | 十二年1923 | | | | | | | | | | 18.000 | 18.000 | 18.000 | 18.000 | 18.000 | 18.000 | 18.000 | 18.000 | 18.000 | | |
| | | 十三年1924 | 18.000 | 18.000 | 18.000 | 18.000 | 18.000 | 18.000 | 18.000 | 18.000 | 18.000 | 18.000 | 18.000 | 18.000 | 18.000 | 18.000 | 18.000 | 18.000 | 18.000 | 18.000 | 18.000 | |
| | | 十四年1925 | 17.200 | 17.200 | 17.200 | 17.200 | 17.200 | 17.200 | 17.200 | ... | 17.200 | 17.200 | 17.200 | 17.200 | 17.200 | 18.000 | 18.000 | 18.000 | 18.000 | 18.000 | 17.400 | |
| | | 十五年1926 | 18.000 | 18.000 | 18.000 | 18.000 | 18.000 | 18.000 | 18.000 | 18.000 | 18.000 | 18.000 | 18.000 | 18.400 | 18.133 | 20.000 | 20.000 | 22.000 | 20.667 | 18.700 | | |
| | | 十六年1927 | 24.000 | 24.000 | 24.000 | 24.000 | 24.000 | 24.000 | 24.000 | 24.000 | 24.000 | 24.000 | 24.000 | 24.000 | 24.000 | 24.000 | 24.000 | 24.000 | 24.000 | 24.000 | 24.000 | 24.000 |
| | | 十七年1928 | 24.000 | 24.000 | 24.000 | 24.000 | 23.000 | 23.000 | 23.000 | 23.000 | 23.000 | 23.000 | 23.000 | 23.000 | 23.000 | 23.000 | 23.000 | 23.000 | 23.000 | 23.000 | 23.000 | 23.250 |
| | | 十八年1929 | 23.000 | 23.000 | 23.000 | 23.000 | 23.000 | 23.000 | 23.000 | 23.000 | 23.000 | 23.000 | 23.000 | 23.000 | 23.000 | 23.000 | 23.000 | 23.000 | 23.000 | 23.000 | 23.000 | 23.000 |
| | | 十九年1930 | 23.000 | 23.000 | 25.000 | 23.667 | 25.000 | 25.000 | 26.500 | 25.500 | 28.000 | 32.000 | 32.000 | 30.667 | 32.000 | 32.000 | 32.000 | 32.000 | 32.000 | 32.000 | 32.000 | 27.959 |
| | | 二十年1931 | 32.000 | 34.000 | 34.000 | 33.333 | 34.000 | 34.000 | 36.000 | 34.667 | 36.000 | 36.000 | 36.000 | 36.000 | 36.000 | 36.000 | 36.000 | 36.000 | 36.000 | 36.000 | 36.000 | 32.500 |
| | | 廿一年1932 | 36.000 | ... | 36.000 | 36.000 | 32.000 | 32.000 | 32.000 | 32.000 | 32.000 | 32.000 | 34.500 | 33.000 | 33.167 | 31.000 | 30.500 | 30.000 | 30.500 | 30.500 | 32.917 | |

美國來皮牌臘腸在滬之躉售市價
PRICE OF AMERICAN LIBBY'S CORNED SAUSAGES
民國十二年至廿一年
1923 - 1932

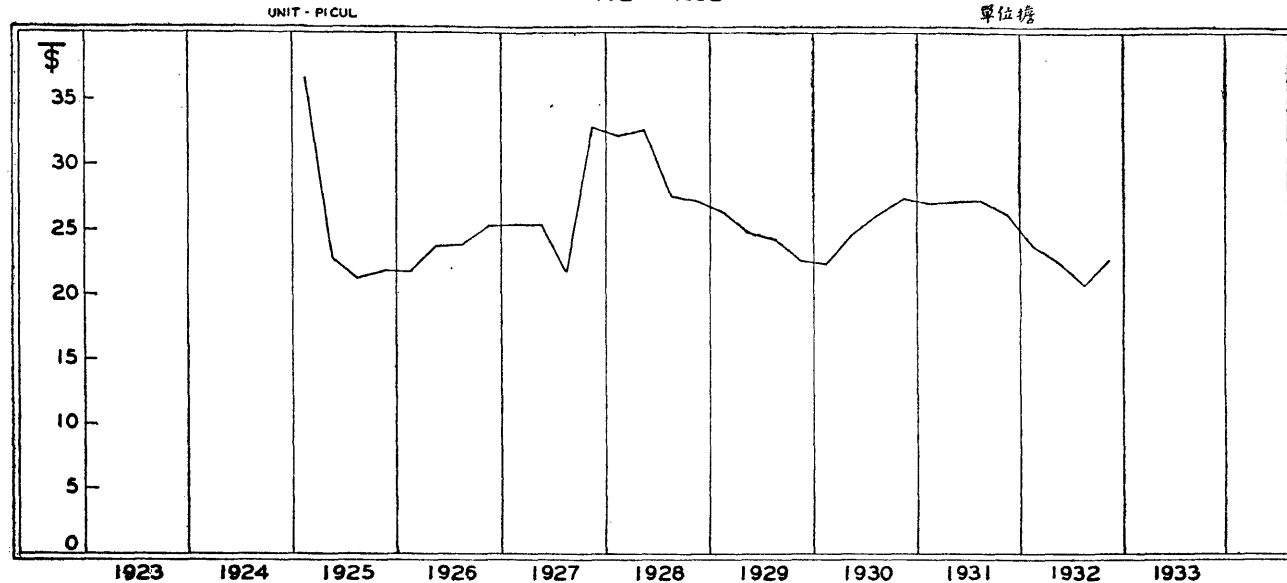


肉類 MEATS

躉售市價—Wholesale Price (Shanghai Tls.)

| 名稱 Name | 單位 Unit | 年份 Year | 一月 Jan. | 二月 Feb. | 三月 March | 平均 Qrly. Average | 四月 April | 五月 May | 六月 June | 平均 Qrly. Average | 七月 July | 八月 Aug. | 九月 Sept. | 平均 Qrly. Average | 十月 Oct. | 十一月 Nov. | 十二月 Dec. | 平均 Qrly. Average | 總平均 Year's Average |
|---|------------|------------|------------|------------|-------------|------------------------|-------------|-----------|------------|------------------------|------------|------------|-------------|------------------------|------------|-------------|-------------|------------------------|--------------------------|
| 豬肉 Pork, Fresh. Shanghai (China) | 担 Picul | 十二年1923 | 33.289 | 33.158 | 33.289 | 33.245 | 33.289 | 33.158 | 33.026 | 33.160 | 33.289 | 33.158 | 33.289 | 33.245 | 33.289 | 33.158 | 33.026 | 33.157 | 33.201 |
| | | 十三年1924 | 33.158 | 33.026 | 33.026 | 33.070 | 33.026 | 33.158 | 32.763 | 32.982 | 32.500 | 33.684 | 33.026 | 33.070 | 33.552 | 34.792 | 33.947 | 34.097 | 33.267 |
| | | 十四年1925 | 43.552 | 33.158 | 33.421 | 36.710 | 25.400 | 21.285 | 21.126 | 22.604 | 19.614 | 22.112 | 21.780 | 21.188 | 21.025 | 21.083 | 21.025 | 21.780 | 25.070 |
| | | 十五年1926 | 20.938 | 21.087 | 23.264 | 21.763 | 23.303 | 23.796 | 23.724 | 23.608 | 23.857 | 23.873 | 23.758 | 23.829 | 24.510 | 24.832 | 25.917 | 25.086 | 23.571 |
| | | 十六年1927 | 25.646 | 25.348 | 24.995 | 25.329 | 25.177 | 25.239 | 25.471 | 25.296 | 25.081 | 25.363 | 24.389 | 21.611 | 28.440 | 35.063 | 34.984 | 32.829 | 26.516 |
| | | 十七年1928 | 32.924 | 31.696 | 32.119 | 32.246 | 32.741 | 33.027 | 32.167 | 32.645 | 28.511 | 27.363 | 26.640 | 27.505 | 28.171 | 27.322 | 25.961 | 27.151 | 29.887 |
| | | 十八年1929 | 25.479 | 25.140 | 24.788 | 25.136 | 24.405 | 24.779 | 24.886 | 24.690 | 24.569 | 24.411 | 23.746 | 24.242 | 22.931 | 21.702 | 23.054 | 22.562 | 24.158 |
| | | 十九年1930 | 21.245 | 22.619 | 23.403 | 22.422 | 23.949 | 24.155 | 25.825 | 24.643 | 25.796 | 26.796 | 27.362 | 26.651 | 27.306 | 27.597 | 27.532 | 27.478 | 25.299 |
| | | 二十年1931 | 27.104 | 27.105 | 26.932 | 27.047 | 27.087 | 27.194 | 27.284 | 27.188 | 27.566 | 27.358 | 27.180 | 27.368 | 26.895 | 25.763 | 26.055 | 26.238 | 26.960 |
| | | 廿一年1932 | 23.709 | ... | ... | 23.709 | 22.627 | 22.487 | 22.285 | 22.466 | 20.763 | 20.630 | 20.715 | 20.703 | 21.739 | 23.347 | 22.815 | 22.634 | 22.378 |

上海豬肉之躉售市價
PRICE OF SHANGHAI FRESH PORK
民國十四年至廿一年
1925-1932

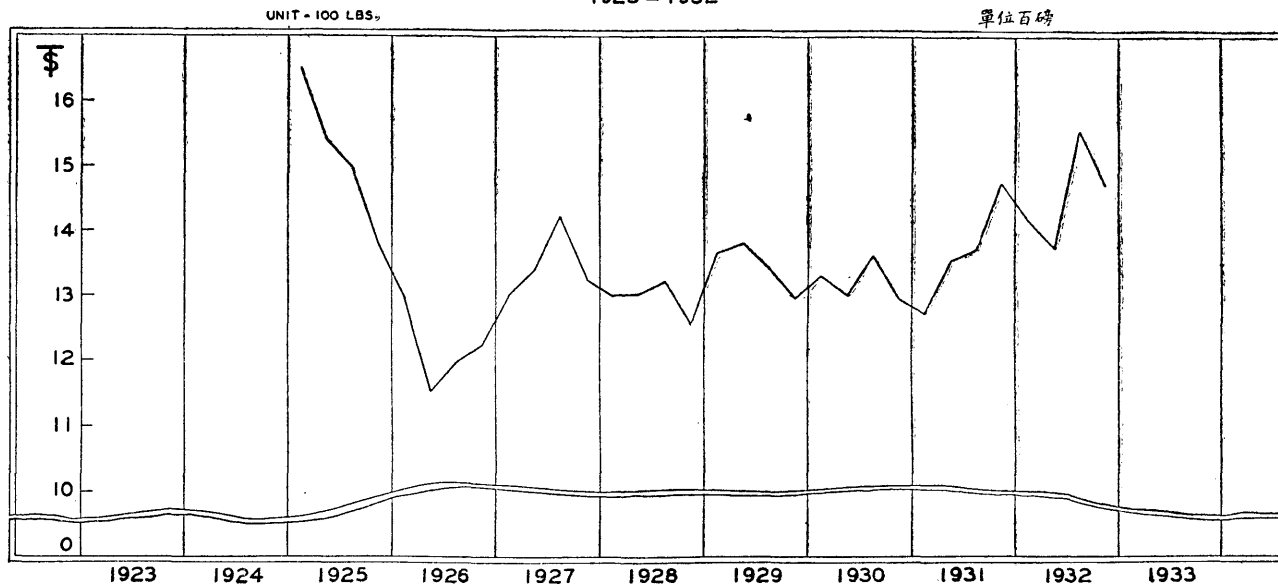


肉類 MEATS

躉售市價(單位兩)—Wholesale Price (Shanghai Tls.)

| 名稱 Name | 單位 Unit | 年份 Year | 一月 Jan. | 二月 Feb. | 三月 March | 平均 Qrly. Average | 四月 April | 五月 May | 六月 June | 平均 Qrly. Average | 七月 July | 八月 Aug. | 九月 Sept. | 平均 Qrly. Average | 十月 Oct. | 十一月 Nov. | 十二月 Dec. | 平均 Qrly. Average | 總平均 Year's Average | |
|---|----------------|------------|------------|------------|-------------|------------------------|-------------|-----------|------------|------------------------|------------|------------|-------------|------------------------|------------|-------------|-------------|------------------------|--------------------------|--------|
| 牛肉 Beef, Fresh. Shanghai (China) | 百磅 100 lbs. | 十二年1923 | 14.100 | 14.000 | 17.000 | 15.033 | 18.800 | 16.500 | 16.500 | 17.267 | 16.600 | 16.600 | 16.600 | 16.600 | 16.600 | 16.600 | 16.500 | 16.567 | 15.866 | |
| | | 十三年1924 | 16.600 | 16.500 | 16.500 | 16.533 | 16.500 | 16.500 | 16.300 | 16.433 | 16.300 | 16.800 | 19.700 | 17.600 | 20.000 | 17.700 | 17.700 | 17.700 | 18.466 | 17.257 |
| | | 十四年1925 | 17.600 | 17.200 | 14.800 | 16.533 | 15.800 | 14.976 | 16.448 | 15.408 | 15.610 | 15.362 | 14.012 | 14.994 | 13.050 | 13.086 | 13.775 | 13.775 | 13.794 | 15.182 |
| | | 十五年1926 | 12.996 | 12.509 | 13.417 | 12.974 | 11.740 | 11.472 | 11.421 | 11.544 | 12.054 | 12.062 | 11.807 | 11.974 | 11.683 | 12.507 | 12.588 | 12.259 | 12.259 | 12.188 |
| | | 十六年1927 | 13.006 | 12.856 | 13.186 | 13.016 | 13.868 | 13.168 | 13.244 | 13.426 | 13.413 | 13.422 | 15.859 | 14.231 | 14.112 | 12.856 | 12.791 | 13.253 | 13.253 | 13.631 |
| | | 十七年1928 | 13.385 | 12.967 | 12.667 | 13.006 | 12.732 | 13.065 | 13.348 | 13.048 | 13.534 | 13.321 | 12.852 | 13.236 | 12.641 | 12.666 | 12.403 | 12.570 | 12.570 | 12.965 |
| | | 十八年1929 | 13.637 | 13.645 | 13.795 | 13.692 | 13.638 | 13.826 | 13.965 | 13.810 | 13.809 | 13.462 | 13.133 | 13.468 | 12.459 | 12.840 | 13.689 | 12.996 | 12.996 | 13.492 |
| | | 十九年1930 | 13.143 | 13.464 | 13.322 | 13.310 | 12.965 | 12.979 | 13.092 | 13.012 | 13.807 | 13.562 | 13.499 | 13.623 | 13.835 | 12.891 | 12.172 | 12.966 | 12.966 | 13.228 |
| | | 二十年1931 | 12.142 | 12.650 | 13.376 | 12.723 | 13.271 | 13.871 | 13.460 | 13.534 | 13.420 | 13.589 | 14.134 | 13.714 | 14.538 | 14.514 | 15.199 | 14.750 | 14.750 | 13.430 |
| | | 廿一年1932 | 14.192 | ... | ... | 14.192 | 13.435 | 13.704 | 14.101 | 13.747 | 15.918 | 15.645 | 15.191 | 15.585 | 14.727 | 14.503 | 14.973 | 14.734 | 14.734 | 14.564 |

上海牛肉之躉售市價
PRICE OF SHANGHAI FRESH BEEF
民國十四年至廿一年
1925 - 1932

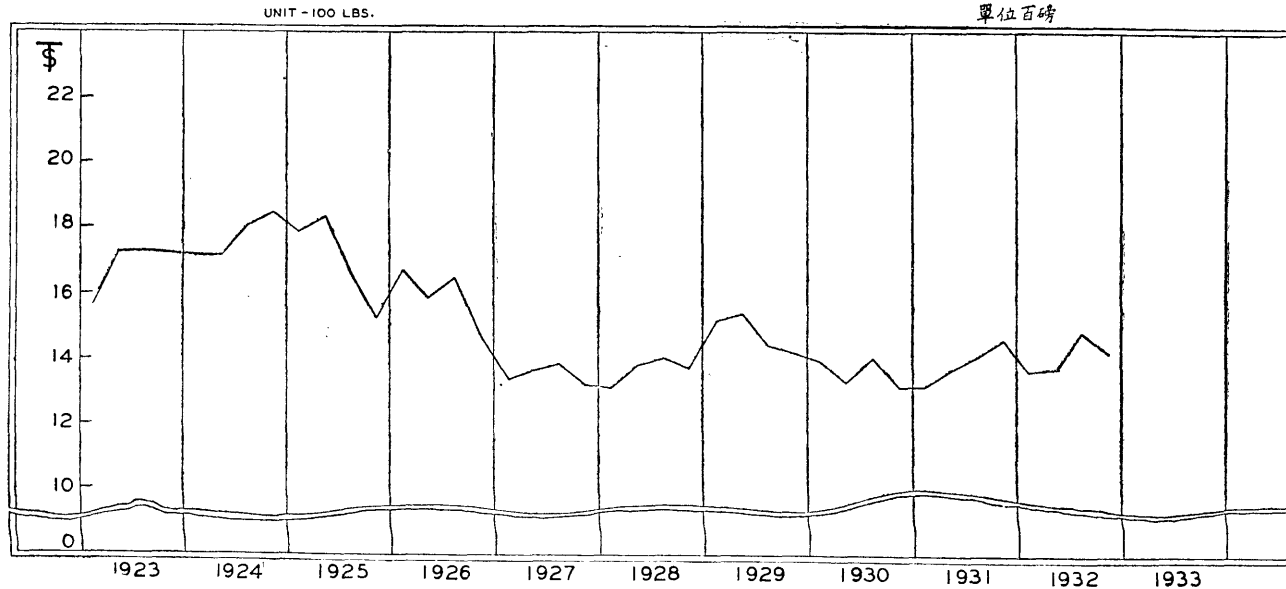


肉類 MEATS

躉售市價(單位兩)—Wholesale Price (Shanghai Tls.)

| 名稱 Name | 單位 Unit | 年份 Year | 一月 Jan. | 二月 Feb. | 三月 March | 平均 Qrly. Average | 四月 April | 五月 May | 六月 June | 平均 Qrly. Average | 七月 July | 八月 Aug. | 九月 Sept. | 平均 Qrly. Average | 十月 Oct. | 十一月 Nov. | 十二月 Dec. | 平均 Qrly. Average | 總平均 Year's Average | |
|--|----------------|------------|------------|------------|-------------|------------------------|-------------|-----------|------------|------------------------|------------|------------|-------------|------------------------|------------|-------------|-------------|------------------------|--------------------------|--------|
| 羊肉 Mutton, Fresh Shanghai (China) | 百磅 100 lbs. | 十二年1923 | 14.800 | 14.800 | 17.300 | 15.633 | 17.400 | 17.300 | 17.200 | 17.300 | 17.300 | 17.300 | 17.400 | 17.333 | 17.400 | 17.300 | 17.200 | 17.300 | 17.300 | 16.890 |
| | | 十三年1924 | 17.300 | 17.200 | 17.200 | 17.233 | 17.200 | 17.200 | 17.200 | 17.200 | 17.200 | 17.000 | 17.500 | 19.700 | 18.066 | 20.000 | 17.700 | 17.700 | 18.466 | 17.741 |
| | | 十四年1925 | 17.600 | 18.000 | 18.100 | 17.900 | 18.100 | 18.260 | 18.641 | 18.334 | 16.709 | 16.675 | 16.335 | 16.573 | 16.573 | 15.950 | 15.994 | 15.950 | 15.246 | 17.013 |
| | | 十五年1926 | 15.884 | 17.155 | 17.172 | 16.737 | 16.182 | 15.774 | 15.697 | 15.884 | 16.502 | 16.514 | 16.558 | 16.524 | 16.524 | 16.570 | 14.028 | 13.477 | 14.691 | 15.984 |
| | | 十六年1927 | 13.372 | 13.218 | 13.584 | 13.391 | 13.684 | 14.448 | 13.872 | 13.668 | 13.813 | 13.313 | 14.483 | 13.869 | 13.869 | 13.346 | 13.295 | 13.046 | 13.229 | 13.539 |
| | | 十七年1928 | 13.278 | 13.147 | 12.992 | 13.138 | 13.605 | 13.791 | 14.069 | 13.822 | 14.616 | 14.042 | 13.500 | 14.053 | 14.053 | 13.364 | 14.113 | 13.702 | 13.726 | 13.685 |
| | | 十八年1929 | 15.072 | 15.081 | 15.448 | 15.200 | 15.433 | 15.262 | 15.576 | 15.424 | 15.064 | 14.360 | 13.853 | 14.426 | 14.426 | 14.445 | 13.383 | 14.771 | 14.200 | 14.813 |
| | | 十九年1930 | 13.970 | 14.218 | 13.682 | 13.957 | 13.109 | 13.359 | 13.450 | 13.299 | 14.170 | 14.000 | 13.864 | 14.011 | 14.011 | 14.199 | 13.072 | 12.317 | 13.196 | 13.616 |
| | | 二十年1931 | 12.467 | 13.372 | 13.737 | 13.192 | 13.453 | 13.944 | 13.679 | 13.692 | 13.711 | 14.132 | 14.496 | 14.113 | 14.113 | 14.720 | 14.696 | 14.475 | 14.630 | 13.907 |
| | | 廿一年1932 | 13.653 | ... | ... | 13.653 | 13.435 | 13.704 | 14.101 | 13.747 | 15.226 | 14.957 | 14.501 | 14.895 | 14.895 | 14.376 | 14.150 | 14.260 | 14.262 | 14.139 |

上海羊肉之躉售市價
PRICE OF SHANGHAI FRESH MUTTON
民國十二年至廿一年
1923-1932



肉類 MEATS

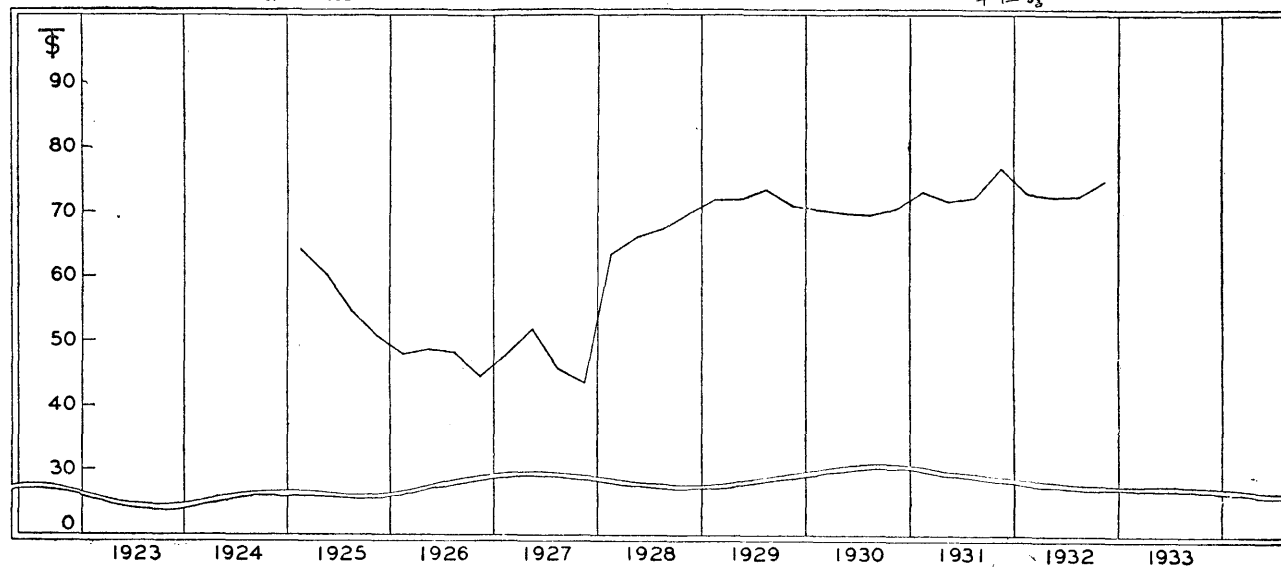
躉售市價(單兩位)—Wholesale Price (Shanghai Tls')

| 名稱 Name | 單位 Unit | 年份 Year | 一月 Jan. | 二月 Feb. | 三月 March | 平均 Qrly. Average | 四月 April | 五月 May | 六月 June | 平均 Qrly. Average | 七月 July | 八月 Aug. | 九月 Sept. | 平均 Qrly. Average | 十月 Oct. | 十一月 Nov. | 十二月 Dec. | 平均 Qrly. Average | 總平均 Year's Average | | |
|---|------------|------------|------------|------------|-------------|------------------------|-------------|-----------|------------|------------------------|------------|------------|-------------|------------------------|------------|-------------|-------------|------------------------|--------------------------|--|--|
| 火腿, 蔞腿 (金華) Ham, Kinhwa (China) | 担 Picul | 十二年1923 | | | | | | | | | | | | | | | | | | | |
| | | 十三年1924 | | | | | | | | | | | | | | | | | | | |
| | | 十四年1925 | 64.798 | 64.798 | 62.496 | 64.031 | 61.625 | 58.480 | ... | 60.052 | 58.000 | 52.218 | 52.488 | 54.235 | 52.200 | 49.342 | 49.718 | 50.420 | 57.185 | | |
| | | 十五年1926 | 45.944 | 47.947 | 50.024 | 47.972 | 49.473 | 48.330 | 47.878 | 48.560 | 48.072 | 48.482 | 47.454 | 48.003 | 40.432 | 45.990 | 46.620 | 44.347 | 47.221 | | |
| | | 十六年1927 | 46.482 | 46.144 | 50.750 | 47.792 | 51.830 | 51.240 | 51.688 | 51.586 | 47.190 | 43.440 | 46.336 | 45.655 | 45.927 | 58.600 | 56.133 | 53.553 | 49.647 | | |
| | | 十七年1928 | 62.944 | 63.404 | 63.536 | 63.295 | 64.020 | 66.783 | 66.378 | 65.727 | 66.378 | 66.249 | 69.120 | 67.249 | 70.785 | 69.485 | 69.331 | 69.867 | 66.535 | | |
| | | 十八年1929 | 71.770 | 71.810 | 71.850 | 71.810 | 71.790 | 71.890 | 71.610 | 71.763 | 71.750 | 70.364 | 77.717 | 73.277 | 69.168 | 70.073 | 73.063 | 70.768 | 71.905 | | |
| | | 十九年1930 | 72.030 | 68.938 | 69.130 | 70.033 | 70.560 | 69.947 | 68.774 | 69.760 | 68.263 | 70.003 | 70.051 | 69.439 | 69.907 | 70.441 | 71.011 | 70.453 | 69.921 | | |
| | | 二十年1931 | 72.270 | 73.003 | 73.746 | 73.006 | 73.447 | 70.820 | 69.850 | 71.372 | 70.374 | 71.021 | 75.375 | 72.258 | 76.325 | 76.924 | 76.723 | 76.657 | 73.323 | | |
| | | 廿一年1932 | 73.287 | ... | 72.580 | 72.934 | 70.710 | 73.081 | 72.436 | 72.076 | 71.978 | 72.209 | 73.225 | 72.471 | 74.338 | 74.995 | 75.578 | 74.970 | 73.113 | | |

上海金華火腿躉售市價
PRICE OF KINHWA HAM
民國十四年至廿一年
1925-1932

UNIT - PICUL

單位擔

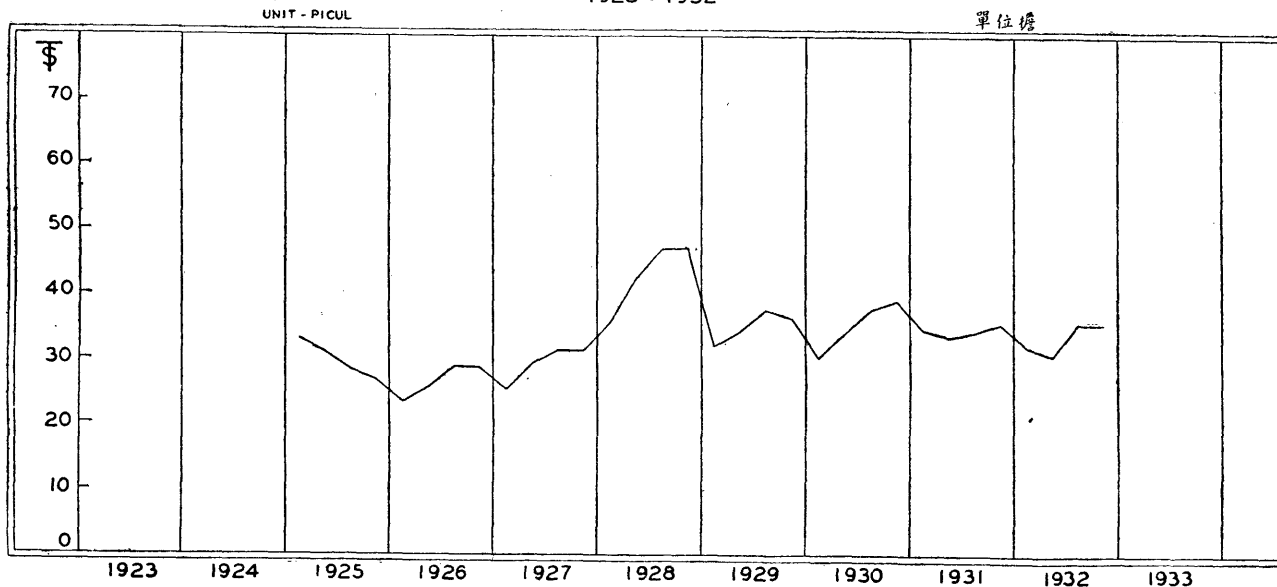


肉 - 類 MEATS

躉售市價 (單位兩) - Wholesale Price (Shanghai Tls.)

| 名稱 Name | 單位 Unit | 年份 Year | 一月 Jan. | 二月 Feb. | 三月 March | 平均 Qrly. Average | 四月 April | 五月 May | 六月 June | 平均 Qrly. Average | 七月 July | 八月 Aug. | 九月 Sept. | 平均 Qrly. Average | 十月 Oct. | 十一月 Nov. | 十二月 Dec. | 平均 Qrly. Average | 總平均 Year's Average | | |
|--|------------|------------|------------|------------|-------------|------------------------|-------------|-----------|------------|------------------------|------------|------------|-------------|------------------------|------------|-------------|-------------|------------------------|--------------------------|--|--|
| 鹹肉, 南肉 (金華) Bacon, Kinhwa (China) | 担 Picul | 十二年1923 | | | | | | | | | | | | | | | | | | | |
| | | 十三年1924 | | | | | | | | | | | | | | | | | | | |
| | | 十四年1925 | 33.775 | 33.775 | 32.513 | 33.354 | 31.900 | 30.700 | ... | 31.300 | 29.000 | 28.285 | 28.066 | 28.450 | 29.000 | 29.025 | 22.413 | 26.813 | 29.979 | | |
| | | 十五年1926 | 21.536 | 23.583 | 24.297 | 23.139 | 24.378 | 25.060 | 26.797 | 25.412 | 27.265 | 29.448 | 30.198 | 28.970 | 31.046 | 28.280 | 27.010 | 28.779 | 26.575 | | |
| | | 十六年1927 | 25.254 | 24.874 | 25.375 | 25.168 | 25.915 | 29.280 | 32.396 | 29.197 | 32.670 | 29.684 | 31.856 | 31.403 | 34.992 | 30.032 | 29.160 | 31.395 | 29.291 | | |
| | | 十七年1928 | 28.940 | 37.467 | 40.432 | 35.613 | 39.285 | 43.554 | 44.733 | 42.524 | 46.176 | 46.086 | 48.960 | 47.074 | 49.116 | 47.771 | 45.499 | 47.462 | 43.168 | | |
| | | 十八年1929 | 33.014 | 31.596 | 31.614 | 32.075 | 34.459 | 32.351 | 36.521 | 34.444 | 37.310 | 35.900 | 40.298 | 37.836 | 34.584 | 35.398 | 39.064 | 36.349 | 35.176 | | |
| | | 十九年1930 | 31.693 | 28.724 | 30.244 | 30.220 | 31.680 | 34.613 | 35.820 | 34.038 | 37.762 | 37.918 | 37.944 | 37.875 | 40.779 | 39.215 | 37.679 | 39.224 | 35.339 | | |
| | | 二十年1931 | 34.690 | 34.694 | 35.427 | 34.937 | 35.633 | 33.585 | 32.014 | 33.744 | 32.648 | 33.336 | 37.690 | 34.558 | 36.708 | 37.011 | 34.019 | 35.913 | 34.788 | | |
| | | 廿一年1932 | 32.322 | ... | 31.935 | 32.134 | 31.112 | 30.919 | 30.646 | 30.892 | 35.989 | 35.760 | 35.922 | 35.890 | 36.468 | 36.790 | 34.224 | 35.827 | 33.686 | | |

上海金華鹹肉躉售市價
PRICE OF KINHWA BACON
民國十四年至廿一年
1925 - 1932

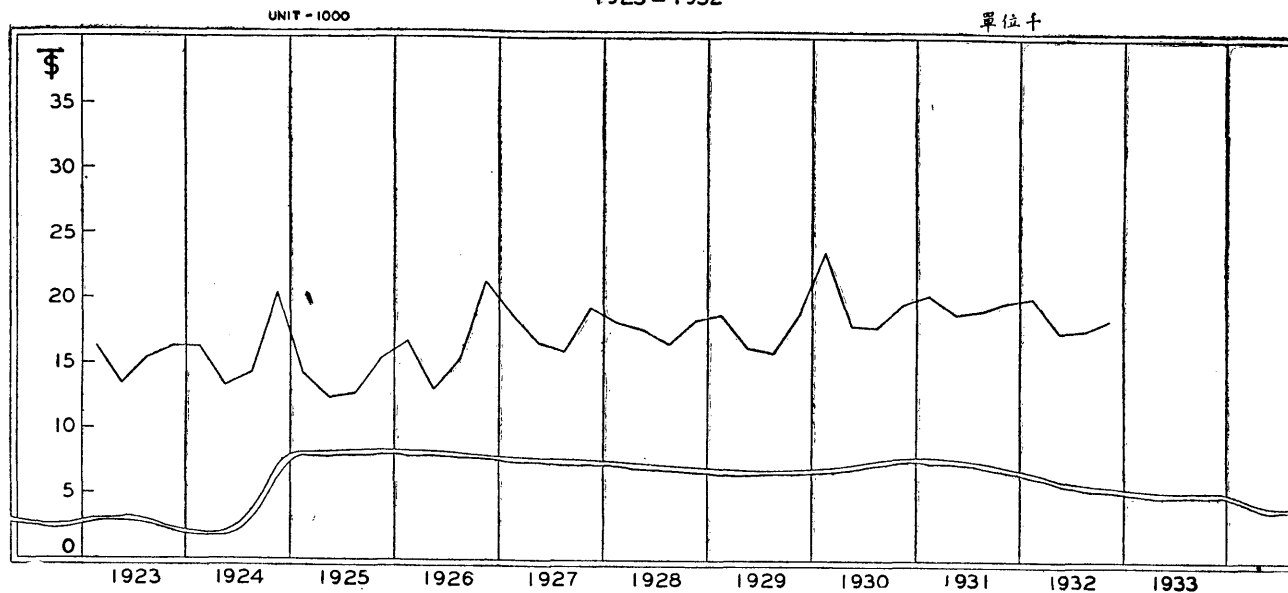


蛋類 EGGS

躉售市價(單位兩)—Wholesale Price (Shanghai Tls.)

| 名稱 Name | 單位 Unit | 年份 Year | 一月 Jan. | 二月 Feb. | 三月 March | 平均 Qrly. Average | 四月 April | 五月 May | 六月 June | 平均 Qrly. Average | 七月 July | 八月 Aug. | 九月 Sept. | 平均 Qrly. Average | 十月 Oct. | 十一月 Nov. | 十二月 Dec. | 平均 Qrly. Average | 總平均 Year's Average |
|------------------------------|-------------|------------|------------|------------|-------------|------------------------|-------------|-----------|------------|------------------------|------------|------------|-------------|------------------------|------------|-------------|-------------|------------------------|--------------------------|
| 雞蛋 Eggs, Fresh (China) | 千個 1,000 | 十二年1923 | 16.499 | 16.499 | 16.499 | 16.499 | 13.582 | 13.499 | 13.499 | 13.526 | 13.500 | 16.500 | 16.583 | 15.527 | 16.583 | 15.833 | 16,417 | 16,277 | 15,492 |
| | | 十三年1924 | 16.583 | 16.416 | 16.416 | 16.471 | 13.417 | 13.500 | 13.333 | 13.416 | 13.249 | 13.666 | 13.416 | 14.443 | 19.749 | 20.499 | 20.499 | 20.249 | 16.144 |
| | | 十四年1925 | 15.420 | 14.496 | 12.449 | 14.122 | 12.325 | 12.134 | ... | 12.229 | 11.610 | 11.894 | 14.288 | 12.597 | 14.500 | 15.964 | 15.183 | 15.216 | 13.541 |
| | | 十五年1926 | 16.942 | 17.175 | 15.722 | 16.613 | 12.046 | 13.604 | 13.291 | 12.980 | 13.462 | 16.155 | 16.514 | 15.377 | 19.133 | 21.535 | 23.680 | 21.449 | 16.605 |
| | | 十六年1927 | 20.496 | 19.827 | 16.229 | 18.851 | 16.425 | 16.093 | 16.999 | 16.506 | 15.972 | 15.711 | 16.290 | 15.991 | 18.662 | 19.777 | 19.173 | 19.204 | 17.638 |
| | | 十七年1928 | 18.561 | 18.910 | 17.213 | 18.228 | 17.354 | 16.877 | 16.378 | 17.536 | 16.594 | 16.166 | 16.740 | 16.500 | 17.443 | 18.565 | 18.994 | 18.334 | 17.650 |
| | | 十八年1929 | 18.875 | 18.886 | 18.420 | 18.727 | 17.086 | 16.319 | 15.539 | 16.315 | 15.211 | 15.760 | 16.155 | 15.709 | 17.148 | 17.627 | 22.028 | 18.934 | 17.421 |
| | | 十九年1930 | 24.634 | 27.072 | 19.011 | 23.572 | 18.223 | 18.026 | 17.288 | 17.846 | 18.892 | 17.135 | 17.330 | 17.786 | 18.715 | 19.717 | 20.287 | 19.573 | 19.694 |
| | | 二十年1931 | 20.382 | 20.382 | 20.244 | 20.336 | 19.124 | 18.251 | 18.881 | 18.752 | 18.607 | 19.060 | 19.569 | 19.079 | 19.372 | 20.102 | 20.048 | 19.841 | 19.502 |
| | | 廿一年1932 | 20.835 | ... | 19.415 | 20.125 | 17.678 | 17.287 | 17.410 | 17.458 | 16.890 | 17.192 | 18.644 | 17.575 | 18.443 | 19.597 | 17.967 | 18.669 | 18.457 |

上海雞蛋之躉售市價
PRICE OF FRESH EGGS
民國十二年至廿一年
1923 - 1932

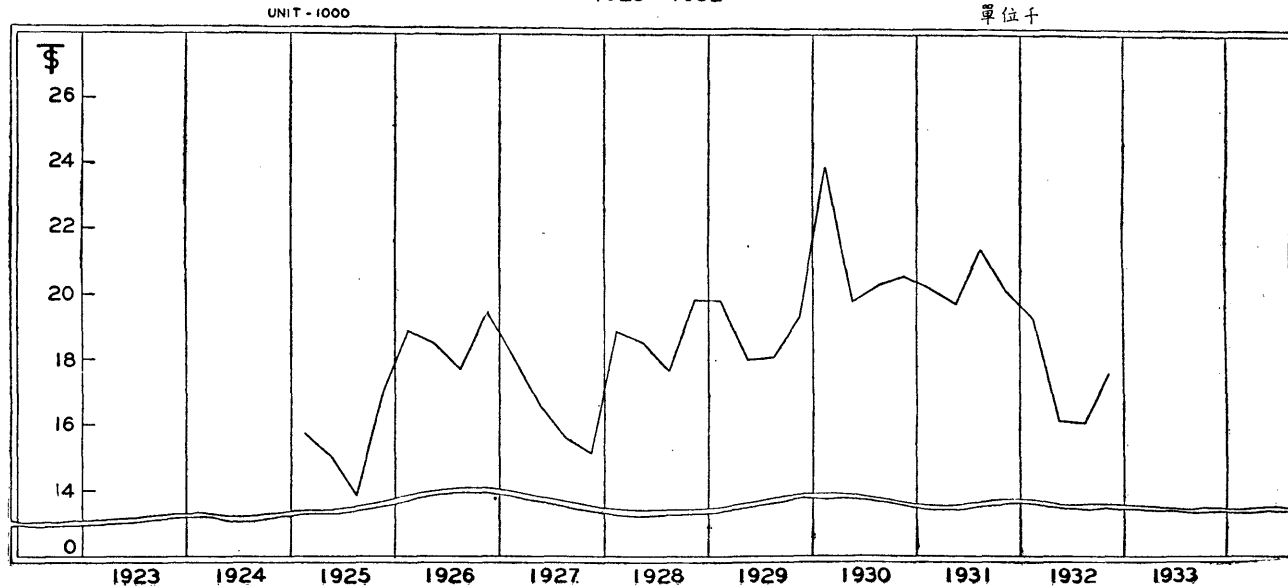


蛋類 EGGS

躉售市價(單位兩)—Wholesale Price (Shanghai Tls.)

| 名稱 Name | 單位 Unit | 年份 Year | 一月 Jan. | 二月 Feb. | 三月 March | 平均 Qrly. Average | 四月 April | 五月 May | 六月 June | 平均 Qrly. Average | 七月 July | 八月 Aug. | 九月 Sept. | 平均 Qrly. Average | 十月 Oct. | 十一月 Nov. | 十二月 Dec. | 平均 Qrly. Average | 總平均 Year's Average | | |
|--|-------------|------------|------------|------------|-------------|------------------------|-------------|-----------|------------|------------------------|------------|------------|-------------|------------------------|------------|-------------|-------------|------------------------|--------------------------|--|--|
| 鴨蛋 (江北) Eggs, Duck's, Fresh Kiangpei (China) | 千個 1,000 | 十二年1923 | | | | | | | | | | | | | | | | | | | |
| | | 十三年1924 | | | | | | | | | | | | | | | | | | | |
| | | 十四年1925 | 16.595 | 15.076 | 15.633 | 15.767 | 15.225 | 14.912 | ... | 15.068 | 14.210 | 13.925 | 13.500 | 13.878 | 16.385 | 17.125 | 17.207 | 16.906 | 15.404 | | |
| | | 十五年1926 | 17.947 | 20.037 | 18.580 | 18.855 | 18.642 | 17.900 | 17.865 | 18.136 | 14.360 | 17.950 | 19.386 | 17.232 | 20.577 | 20.075 | 17.760 | 19.471 | 18.424 | | |
| | | 十六年1927 | 19.032 | 17.664 | 17.388 | 18.028 | 16.790 | 15.544 | 17.472 | 16.602 | 18.250 | 13.394 | 15.204 | 15.616 | 14.070 | 16.481 | 14.944 | 15.165 | 16.352 | | |
| | | 十七年1928 | 19.028 | 19.453 | 18.050 | 18.844 | 19.133 | 18.583 | 18.037 | 18.584 | 17.172 | 17.102 | 18.684 | 17.653 | 18.996 | 20.266 | 20.294 | 19.852 | 18.733 | | |
| | | 十八年1929 | 20.167 | 19.871 | 19.399 | 19.812 | 17.947 | 17.973 | 18.117 | 18.012 | 17.938 | 17.950 | 18.458 | 18.115 | 18.697 | 19.505 | 19.785 | 19.329 | 18.817 | | |
| | | 十九年1930 | 24.094 | 26.013 | 21.747 | 23.951 | 20.304 | 19.109 | 20.059 | 19.824 | 19.390 | 21.329 | 20.432 | 20.384 | 21.118 | 19.971 | 20.832 | 20.640 | 21.200 | | |
| | | 二十年1931 | 19.585 | 20.094 | 20.967 | 20.215 | 19.416 | 19.457 | 20.373 | 19.749 | 20.096 | 21.958 | 22.288 | 21.447 | 19.626 | 20.719 | 20.049 | 20.131 | 20.383 | | |
| | | 廿一年1932 | 20.477 | ... | 18.145 | 19.311 | 17.041 | 15.986 | 15.288 | 16.105 | 15.918 | 15.963 | 16.234 | 16.038 | 15.920 | 17.475 | 19.465 | 17.620 | 17.268 | | |

上海江北鴨蛋之躉售市價
PRICE OF KIANGPEI FRESH DUCK'S EGGS
民國十四年至廿一年
1925-1932

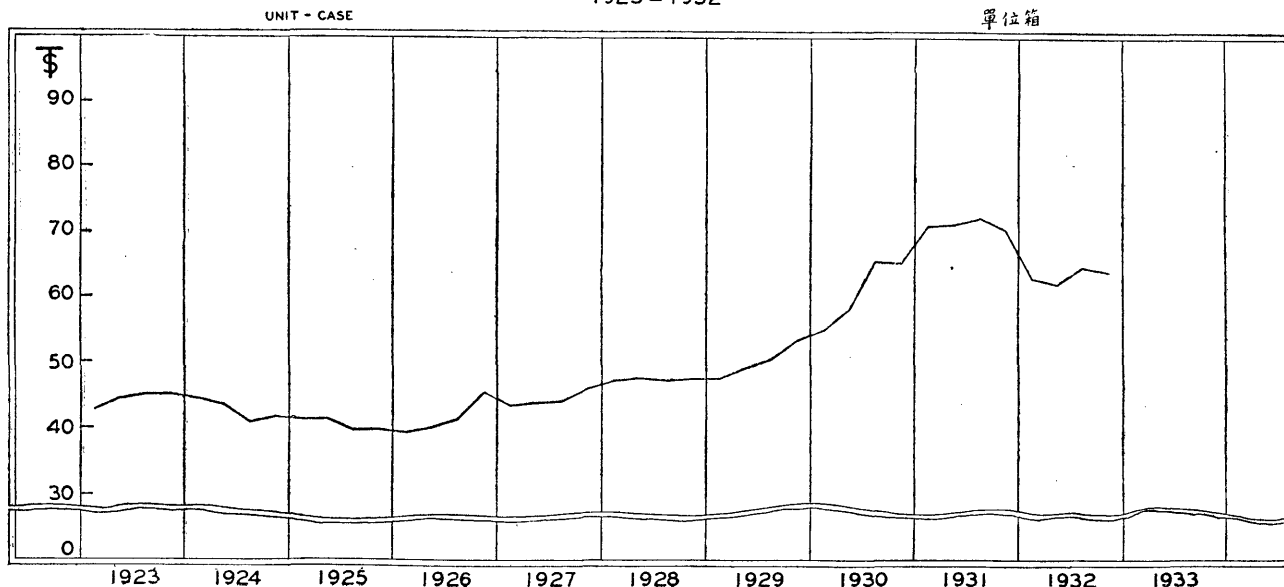


牛奶及其製品 MILK & MANUFACTURES THEREOF

躉售市價 (單位兩) — Wholesale Price (Shanghai Tls.)

| 名稱 Name | 單位 Unit | 年份 Year | 一月 Jan. | 二月 Feb. | 三月 March | 平均 Qrly. Average | 四月 April | 五月 May | 六月 June | 平均 Qrly. Average | 七月 July | 八月 Aug. | 九月 Sept. | 平均 Qrly. Average | 十月 Oct. | 十一月 Nov. | 十二月 Dec. | 平均 Qrly. Average | 總平均 Year's Average |
|---|---|------------|------------|------------|-------------|------------------------|-------------|-----------|------------|------------------------|------------|------------|-------------|------------------------|------------|-------------|-------------|------------------------|--------------------------|
| 奶油, 華昌拾瑞 (澳) Butter, Daisy Brand, (Australia) | 箱 (箱54包, 包一磅) Case (54, 1 lb.- pieces) | 十二年1923 | 41.958 | 42.822 | 42.818 | 42.533 | 42.876 | 44.917 | 44.659 | 44.151 | 44.796 | 44.777 | 44.835 | 44.803 | 44.799 | 45.063 | 44.792 | 44.885 | 44.093 |
| | | 十三年1924 | 44.130 | 44.144 | 44.494 | 44.256 | 44.613 | 44.656 | 40.336 | 43.202 | 40.208 | 40.552 | 41.209 | 40.656 | 41.278 | 41.561 | 41.618 | 41.486 | 42.400 |
| | | 十四年1925 | 41.703 | 41.073 | 41.056 | 41.277 | 41.108 | 41.538 | ... | 41.323 | 40.153 | 39.933 | 39.880 | 39.989 | 40.021 | 39.988 | 39.856 | 39.955 | 40.636 |
| | | 十五年1926 | 39.564 | 39.443 | 39.316 | 39.441 | 39.547 | 39.437 | 41.197 | 40.060 | 41.428 | 41.486 | 41.544 | 41.486 | 43.606 | 45.995 | 47.006 | 45.536 | 41.631 |
| | | 十六年1927 | 44.271 | 43.606 | 43.803 | 43.895 | 44.210 | 44.271 | 44.029 | 44.170 | 43.908 | 43.787 | 45.742 | 44.479 | 46.058 | 46.279 | 46.058 | 46.132 | 44.669 |
| | | 十七年1928 | 47.664 | 47.466 | 47.565 | 47.565 | 47.928 | 47.822 | 47.532 | 47.761 | 47.532 | 47.440 | 47.434 | 47.469 | 47.585 | 47.684 | 47.578 | 47.616 | 47.603 |
| | | 十八年1929 | 47.282 | 47.308 | 48.305 | 47.632 | 49.234 | 49.302 | 49.110 | 49.215 | 49.206 | 51.179 | 51.293 | 50.559 | 53.303 | 53.443 | 53.517 | 53.421 | 50.207 |
| | | 十九年1930 | 54.260 | 55.064 | 56.189 | 55.171 | 57.154 | 57.241 | 60.736 | 58.377 | 65.489 | 65.759 | 65.804 | 65.684 | 65.689 | 65.489 | 65.344 | 65.501 | 61.183 |
| | | 二十年1931 | 71.030 | 71.037 | 71.056 | 71.041 | 71.469 | 71.754 | 71.509 | 71.577 | 71.302 | 71.224 | 75.147 | 72.558 | 75.365 | 71.322 | 65.272 | 70.653 | 71.457 |
| | | 廿一年1932 | 64.794 | ... | 61.533 | 63.164 | 59.948 | 63.369 | 62.810 | 62.042 | 62.414 | 65.730 | 66.027 | 64.724 | 67.030 | 61.892 | 62.373 | 63.765 | 63.424 |

澳洲華昌拾瑞牌奶油在滬之躉售市價
PRICE OF AUSTRALIAN DAISY BRAND BUTTER
民國十二年至廿一年
1923 - 1932

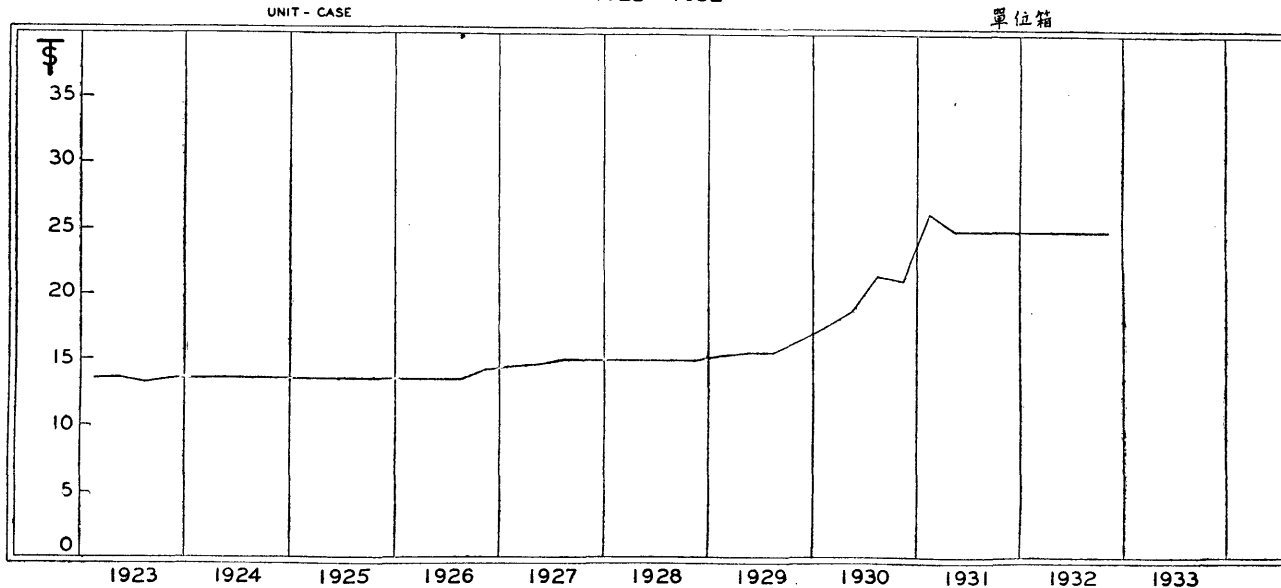


牛奶及其製品 MILK & MANUFACTURES THEREOF

躉售市價(單位兩)—Wholesale Price (Shanghai Tls.)

| 名稱 Name | 單位 Unit | 年份 Year | 一月 Jan. | 二月 Feb. | 三月 March | 平均 Qrly. Average | 四月 April | 五月 May | 六月 June | 平均 Qrly. Average | 七月 July | 八月 Aug. | 九月 Sept. | 平均 Qrly. Average | 十月 Oct. | 十一月 Nov. | 十二月 Dec. | 平均 Qrly. Average | 總平均 Year's Average | | | |
|---|---|------------|------------|------------|-------------|------------------------|-------------|-----------|------------|------------------------|------------|------------|-------------|------------------------|------------|-------------|-------------|------------------------|--------------------------|--------|--------|--------|
| 煉乳, 鷹牌 (美) Milk, Condensed, Eagle Brand, (U. S. A.) | 箱 (箱四打, 聽一磅) Case (4 dozen, 1 lb-tins) | 十二年1923 | 13.500 | 13.500 | 13.500 | 13.500 | 14.000 | 13.125 | 13.500 | 13.542 | 13.500 | 13.200 | 13.375 | 13.358 | 13.500 | 13.500 | 13.500 | 13.500 | 13.500 | 13.475 | | |
| | | 十三年1924 | 13.500 | 13.500 | 13.500 | 13.500 | 13.500 | 13.500 | 13.500 | 13.500 | 13.500 | 13.500 | 13.500 | 13.500 | 13.500 | 13.500 | 13.500 | 13.500 | 13.500 | 13.500 | 13.500 | |
| | | 十四年1925 | 13.500 | 13.500 | 13.500 | 13.500 | 13.500 | 13.500 | 13.500 | ... | 13.500 | 13.500 | 13.500 | 13.500 | 13.500 | 13.500 | 13.500 | 13.500 | 13.500 | 13.500 | 13.500 | |
| | | 十五年1926 | 13.500 | 13.500 | 13.500 | 13.500 | 13.500 | 13.500 | 13.500 | 13.500 | 13.500 | 13.500 | 13.500 | 13.500 | 13.500 | 14.000 | 14.500 | 14.500 | 14.333 | 13.708 | | |
| | | 十六年1927 | 14.500 | 14.500 | 14.500 | 14.500 | 14.500 | 14.500 | 14.500 | 15.000 | 14.667 | 15.000 | 15.000 | 15.000 | 15.000 | 15.000 | 15.000 | 15.000 | 15.000 | 15.000 | 15.000 | |
| | | 十七年1928 | 15.000 | 15.000 | 15.000 | 15.000 | 15.000 | 15.000 | 15.000 | 15.000 | 15.000 | 15.000 | 15.000 | 15.000 | 15.000 | 15.000 | 15.000 | 15.000 | 15.000 | 15.000 | 15.000 | 15.000 |
| | | 十八年1929 | 15.000 | 15.650 | 15.650 | 15.433 | 15.560 | 15.650 | 15.650 | 15.620 | 15.650 | 15.650 | 15.650 | 15.650 | 15.650 | 15.650 | 17.250 | 17.250 | 17.250 | 16.717 | 15.855 | |
| | | 十九年1930 | 17.500 | 17.750 | 18.000 | 17.750 | 18.250 | 18.250 | 20.200 | 18.900 | 21.700 | 21.850 | 21.100 | 21.550 | 21.200 | 21.200 | 21.200 | 21.200 | 21.200 | 21.200 | 19.850 | |
| | | 二十年1931 | 25.150 | 26.900 | 26.900 | 26.317 | 25.000 | 25.000 | 25.000 | 25.000 | 25.000 | 25.000 | 25.000 | 25.000 | 25.000 | 25.000 | 25.000 | 25.000 | 25.000 | 25.000 | 25.329 | |
| | | 廿一年1932 | 25.000 | ... | 25.000 | 25.000 | 25.000 | 25.000 | 25.000 | 25.000 | 25.000 | 25.000 | 25.000 | 25.000 | 25.000 | 25.000 | 25.000 | 25.000 | 25.000 | 25.000 | 25.000 | |

美國鷹牌煉乳在滬之躉售市價
PRICE OF AMERICAN EAGLE BRAND CONDENSED MILK
民國十二年至廿一年
1923 - 1932



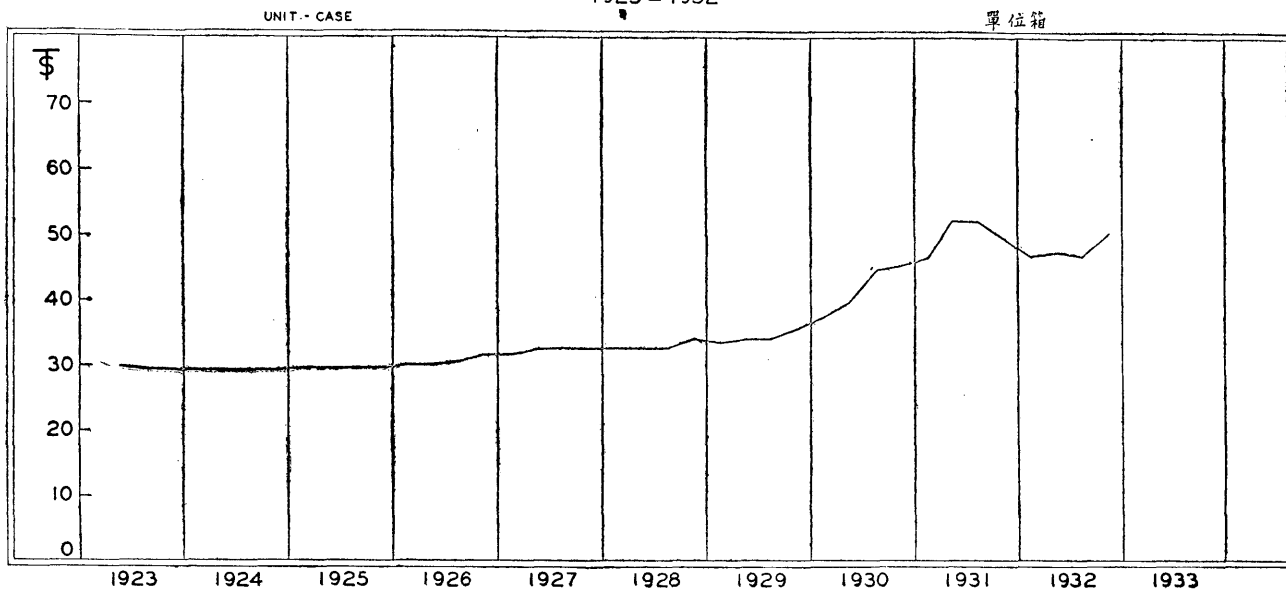
牛奶及其製品 MILK & MANUFACTURES THEREOF

躉售市價(單位兩)—Wholesale Price (Shanghai Tls.)

| 名稱 Name | 單位 Unit | 年份 Year | 一月 Jan. | 二月 Feb. | 三月 March | 平均 Qrly. Average | 四月 April | 五月 May | 六月 June | 平均 Qrly. Average | 七月 July | 八月 Aug. | 九月 Sept. | 平均 Qrly. Average | 十月 Oct. | 十一月 Nov. | 十二月 Dec | 平均 Qrly. Average | 總平均 Year's Average | | |
|--|--|------------|------------|------------|-------------|------------------------|-------------|-----------|------------|------------------------|------------|------------|-------------|------------------------|------------|-------------|------------|------------------------|--------------------------|--------|--------|
| 代乳粉, 勒吐精 (澳) Lactogen Malted Milk, (Australia) | 箱 (箱一打, 聽三磅) Case (1 dozen, 3 lbs-tins) | 十二年1923 | | | | | ... | 30.000 | 30.000 | 30.000 | 30.000 | 29.625 | 29.500 | 29.708 | 29.500 | 29.500 | 29.500 | 29.500 | 29.500 | 29.500 | |
| | | 十三年1924 | 29.500 | 29.500 | 29.500 | 29.500 | 29.500 | 29.500 | 29.500 | 29.500 | 29.500 | 29.500 | 29.500 | 29.500 | 29.500 | 29.500 | 29.500 | 29.500 | 29.500 | 29.500 | 29.500 |
| | | 十四年1925 | 29.500 | 29.500 | 29.500 | 29.500 | 29.500 | 29.500 | 29.500 | ... | 29.500 | 29.500 | 29.500 | 29.500 | 29.500 | 29.500 | 29.500 | 30.000 | 29.667 | 29.542 | |
| | | 十五年1926 | 30.000 | 30.000 | 30.000 | 30.000 | 30.000 | 30.000 | 30.000 | 30.000 | 30.000 | 30.500 | 30.500 | 30.500 | 30.500 | 31.500 | 31.500 | 31.500 | 31.500 | 31.500 | 30.500 |
| | | 十六年1927 | 31.500 | 31.500 | 31.500 | 31.500 | 31.500 | 31.500 | 32.500 | 32.500 | 32.167 | 32.500 | 32.500 | 32.500 | 32.500 | 32.500 | 32.500 | 32.500 | 32.500 | 32.500 | 32.167 |
| | | 十七年1928 | 32.500 | 32.500 | 32.500 | 32.500 | 32.500 | 32.500 | 32.500 | 32.500 | 32.500 | 32.500 | 32.500 | 32.500 | 32.500 | 36.500 | 32.500 | 32.500 | 32.500 | 33.833 | 32.833 |
| | | 十八年1929 | 32.500 | 33.800 | 33.800 | 33.367 | 33.800 | 33.800 | 33.800 | 33.800 | 33.800 | 33.800 | 33.800 | 33.800 | 33.800 | 33.800 | 33.800 | 36.300 | 36.300 | 35.467 | 34.109 |
| | | 十九年1930 | 36.800 | 36.300 | 38.250 | 37.117 | 38.800 | 38.800 | 38.800 | 41.000 | 39.533 | 44.500 | 44.500 | 44.500 | 44.500 | 45.000 | 45.500 | 45.500 | 45.500 | 45.333 | 41.621 |
| | | 二十年1931 | 53.855 | 57.880 | 58.000 | 56.578 | 52.200 | 52.500 | 52.200 | 52.200 | 52.300 | 52.200 | 52.200 | 52.200 | 52.200 | 52.200 | 49.500 | 46.800 | 49.500 | 49.500 | 52.644 |
| | | 廿一年1932 | 46.800 | ... | 46.800 | 46.800 | 47.000 | 47.200 | 47.200 | 47.200 | 47.133 | 47.200 | 46.500 | 46.500 | 46.733 | 50.500 | 50.500 | 50.500 | 50.500 | 50.500 | 47.791 |

澳洲勒吐精代乳粉在滬之躉售市價
PRICE OF AUSTRALIAN LACTOGEN MALTED MILK

民國十二年至廿一年
1923 - 1932



皮 革 HIDES & LEATHER

躉售市價 (單位兩)—Wholesale Price (Shanghai Tls.)

| 名 稱 Name | 單 位 Unit | 年 份 Year | 一 月 Jan. | 二 月 Feb. | 三 月 March | 平 均 Qrly. Average | 四 月 April | 五 月 May | 六 月 June | 平 均 Qrly. Average | 七 月 July | 八 月 Aug. | 九 月 Sept. | 平 均 Qrly. Average | 十 月 Oct. | 十一 月 Nov. | 十二 月 Dec. | 平 均 Qrly. Average | 總平均 Year's Average | | |
|---|-------------|-------------|-------------|-------------|--------------|-------------------------|--------------|------------|-------------|-------------------------|-------------|-------------|--------------|-------------------------|-------------|--------------|--------------|-------------------------|--------------------------|--------|--|
| 生黃牛皮, 乾淡板 (山東) Hides, Cow, Shantung (China) | 担 Picul | 十二年1923 | | | | | | | | | | | | | | | | | | | |
| | | 十三年1924 | | | | | | | | | | | | | | | | | | | |
| | | 十四年1925 | 24.750 | 25.000 | 26.250 | 25.333 | | | | | | | | | | 34.500 | 35.500 | 35.500 | 35.167 | | |
| | | 十五年1926 | ... | ... | 32.750 | 32.750 | 34.000 | 31.500 | 32.500 | 32.667 | 38.000 | 40.000 | 40.000 | 39.333 | 60.000 | 42.000 | 42.000 | 48.000 | 38.188 | | |
| | | 十六年1927 | | | | | | | | | | | | | | | | | | | |
| | | 十七年1928 | 50.500 | 54.000 | 52.500 | 52.333 | 52.750 | 58.000 | 56.000 | 55.583 | 55.500 | 53.500 | 51.500 | 53.500 | 47.000 | 42.500 | 42.750 | 44.083 | 51.375 | | |
| | | 十八年1929 | 53.750 | 53.250 | 52.500 | 53.167 | 52.250 | 50.500 | 50.000 | 50.917 | 52.000 | 53.500 | 55.000 | 53.500 | 54.500 | 54.000 | 52.750 | 53.750 | 52.834 | | |
| | | 十九年1930 | 50.500 | 48.000 | 51.750 | 50.083 | 56.000 | 57.500 | 58.000 | 57.167 | 58.500 | 59.500 | 61.250 | 59.750 | 60.500 | 60.500 | 61.500 | 60.833 | 56.958 | | |
| | | 二十年1931 | 61.500 | 61.500 | 64.500 | 62.500 | 65.500 | 65.500 | 66.000 | 65.667 | 65.000 | 63.500 | 62.750 | 63.750 | 62.250 | 61.000 | 59.000 | 60.750 | 63.167 | | |
| | | 廿一年1932 | 55.000 | ... | 45.500 | 50.250 | 45.500 | 40.500 | 42.000 | 42.667 | 43.250 | 37.750 | 36.000 | 39.000 | 36.000 | 37.000 | 37.000 | 37.000 | 36.667 | 42.146 | |

上海山東乾淡板生黃牛皮之躉售市價

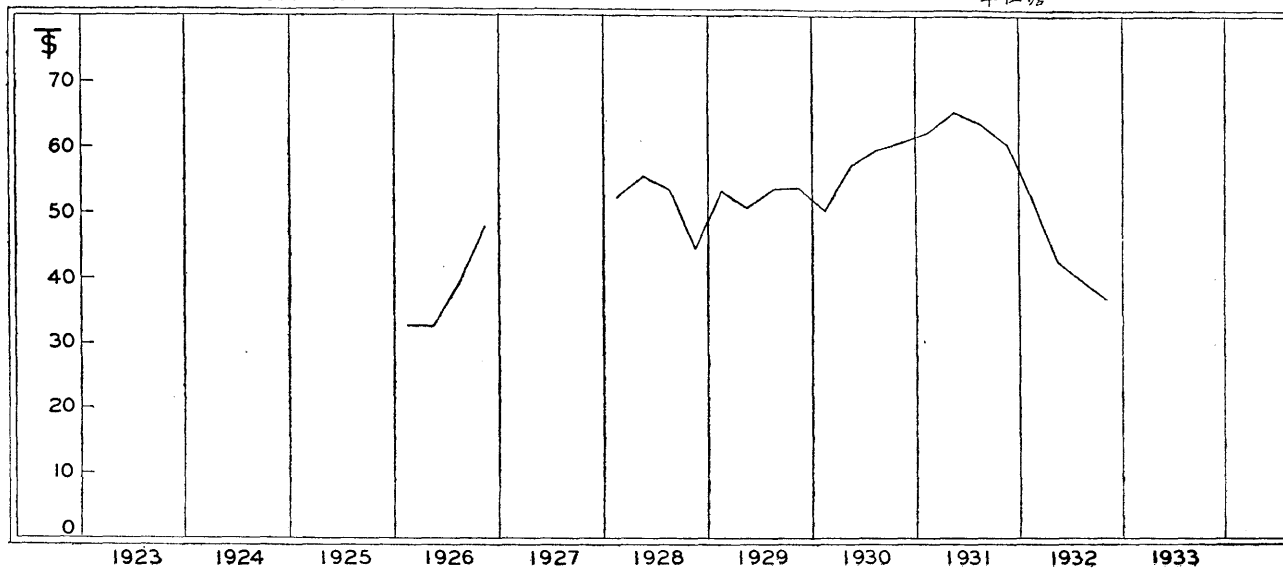
PRICE OF SHANTUNG COW HIDES

民國十五年至廿一年

1926 - 1932

UNIT - PICUL

單位擔



皮 革 HIDES & LEATHER

躉售市價(單位兩)—Wholesale Price (Shanghai Tls.)

| 名稱 Name | 單位 Unit | 年份 Year | 一月 Jan. | 二月 Feb. | 三月 March | 平均 Qrly. Average | 四月 April | 五月 May | 六月 June | 平均 Qrly. Average | 七月 July | 八月 Aug. | 九月 Sept. | 平均 Qrly. Average | 十月 Oct. | 十一月 Nov. | 十二月 Dec. | 平均 Qrly. Average | 總平均 Year's Average | | |
|--|------------|------------|------------|------------|-------------|------------------------|-------------|-----------|------------|------------------------|------------|------------|-------------|------------------------|------------|-------------|-------------|------------------------|--------------------------|--|--|
| 生水牛皮, 乾鹹板 (雜江) Hides, Buffalo (China) | 担 Picul | 十二年1923 | | | | | | | | | | | | | | | | | | | |
| | | 十三年1924 | | | | | | | | | | | | | | | | | | | |
| | | 十四年1925 | | | | | | | | | | | | | | | | | | | |
| | | 十五年1926 | | | | | | | | | | | | | | | | | | | |
| | | 十六年1927 | | | | | | | | | | | | | | | | | | | |
| | | 十七年1928 | 22.000 | 22.250 | 22.500 | 22.250 | 22.650 | ... | 22.000 | 22.325 | 32.500 | 31.500 | 30.000 | 31.333 | 28.000 | 25.000 | 26.750 | 26.583 | 25.623 | | |
| | | 十八年1929 | 24.250 | 24.000 | 23.500 | 23.917 | 23.250 | 22.500 | 22.500 | 22.750 | 23.000 | 24.500 | 25.000 | 24.167 | 24.500 | 23.000 | 27.500 | 25.000 | 23.959 | | |
| | | 十九年1930 | 25.500 | 24.000 | 24.000 | 24.500 | 23.000 | 22.000 | 21.000 | 22.000 | 22.000 | 19.500 | 20.500 | 20.667 | 19.250 | 18.750 | 18.400 | 18.800 | 21.492 | | |
| | | 二十年1931 | 18.150 | 18.000 | 18.500 | 18.217 | 21.500 | 23.500 | 24.500 | 23.167 | 24.000 | 25.000 | 24.500 | 24.500 | 24.250 | 23.000 | 22.000 | 23.083 | 22.242 | | |
| | | 廿一年1932 | 21.000 | ... | 15.750 | 18.375 | 15.500 | 14.000 | 15.500 | 15.000 | 16.500 | 17.000 | 18.000 | 17.167 | 18.000 | 18.500 | 17.500 | 18.000 | 17.385 | | |

上海雜江乾鹹板生水牛皮之躉售市價

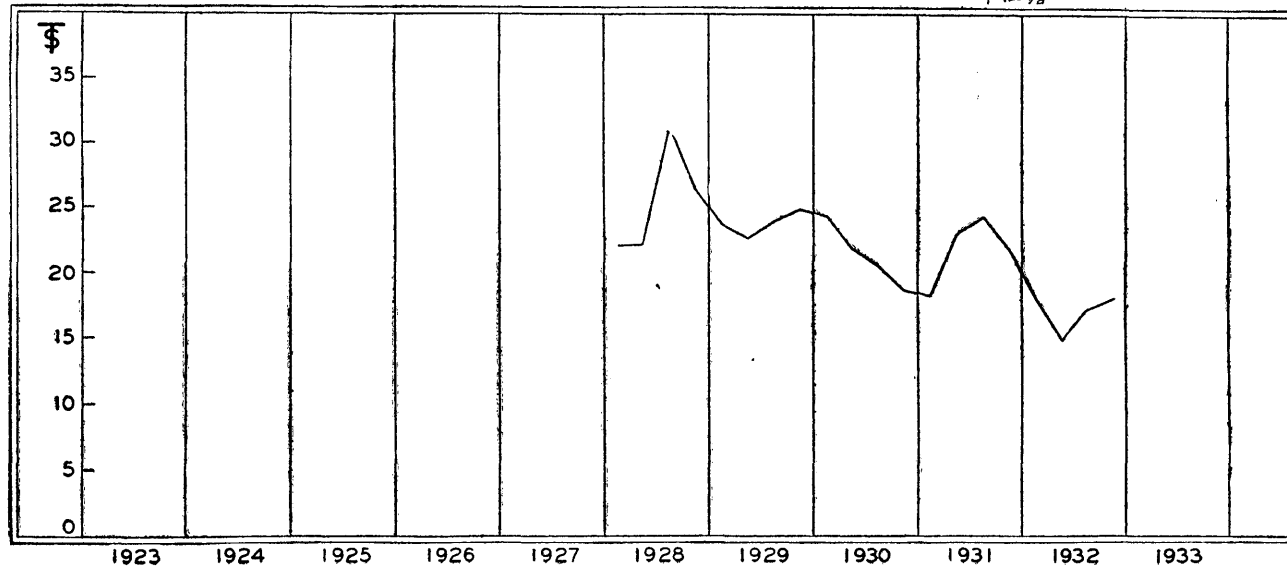
PRICE OF BUFFALO HIDES

民國十七年至廿一年

1928 - 1932

UNIT - PICUL

單位擔

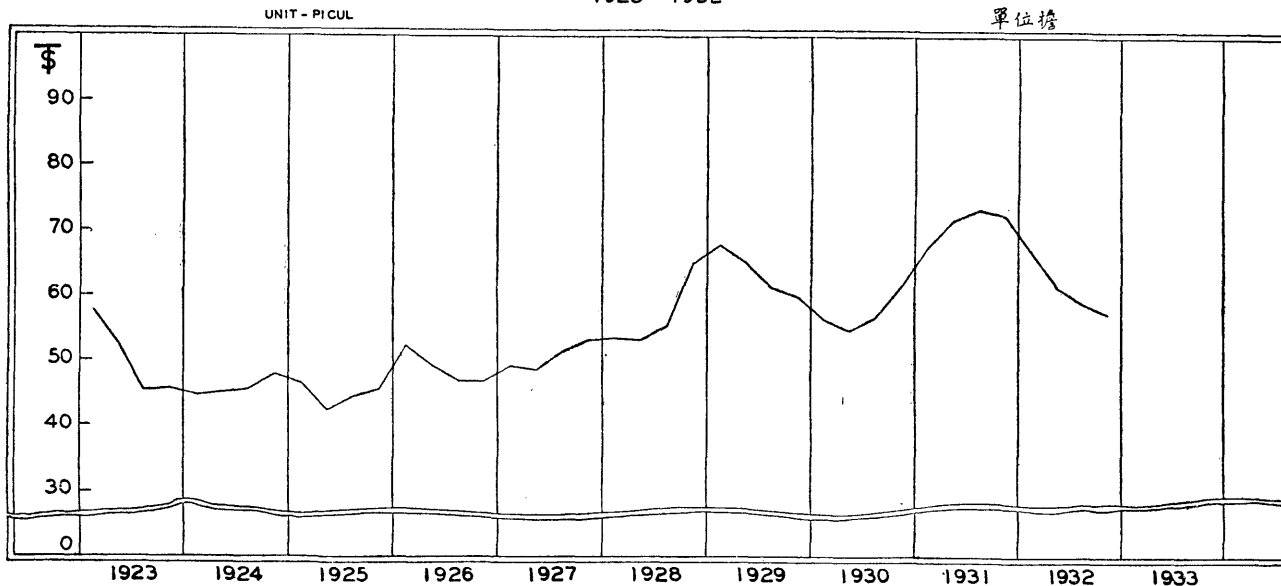


皮革 HIDES & LEATHER

躉售市價(單位兩)—Wholesale Price (Shanghai Tls.)

| 名稱 Name | 單位 Unit | 年份 Year | 一月 Jan. | 二月 Feb. | 三月 March | 平均 Qrly. Average | 四月 April | 五月 May | 六月 June | 平均 Qrly. Average | 七月 July | 八月 Aug. | 九月 Sept. | 平均 Qrly. Average | 十月 Oct. | 十一月 Nov. | 十二月 Dec. | 平均 Qrly. Average | 總平均 Year's Average | |
|---|------------|------------|------------|------------|-------------|------------------------|-------------|-----------|------------|------------------------|------------|------------|-------------|------------------------|------------|-------------|-------------|------------------------|--------------------------|--------|
| 紅牛皮,揀正一號 厚血欄(吡叻) Leather, Sole, Cow (Singapore) | 担 Picul | 十二年1923 | 56.600 | 58.333 | 58.500 | 57.810 | 58.750 | 51.125 | 48.750 | 52.875 | 45.500 | 44.250 | 45.750 | 45.167 | 45.500 | 45.250 | 45.875 | 45.542 | 50.348 | |
| | | 十三年1924 | 45.625 | 44.833 | 43.125 | 44.528 | 44.250 | 45.625 | 45.000 | 44.958 | 44.500 | ... | 46.000 | 45.250 | 48.000 | 49.833 | 45.333 | 47.722 | 45.615 | |
| | | 十四年1925 | 47.333 | 47.333 | 44.167 | 46.276 | 37.800 | 44.456 | ... | 41.128 | 43.000 | 45.200 | 44.500 | 44.400 | 44.750 | 45.000 | 47.000 | 45.583 | 44.347 | |
| | | 十五年1926 | 51.000 | 50.000 | 56.000 | 52.333 | 50.000 | 49.000 | 48.500 | 49.167 | 47.000 | 47.000 | 47.000 | 47.000 | 47.000 | 47.000 | 47.000 | 47.000 | 47.000 | 48.875 |
| | | 十六年1927 | 48.500 | 50.000 | 49.250 | 49.250 | 49.250 | 49.000 | 48.250 | 48.833 | 49.750 | 51.500 | 53.000 | 51.417 | 52.000 | 53.500 | 55.250 | 53.583 | 50.771 | |
| | | 十七年1928 | 53.500 | 54.000 | 54.000 | 53.833 | 54.000 | 52.500 | 54.000 | 53.500 | 53.500 | 55.000 | 58.500 | 55.667 | 62.000 | 66.000 | 67.500 | 65.167 | 57.042 | |
| | | 十八年1929 | 67.000 | 69.000 | 68.000 | 68.000 | 65.000 | 66.500 | 64.500 | 65.333 | 59.500 | 60.000 | 61.000 | 60.167 | 60.500 | 60.000 | 59.500 | 60.000 | 63.375 | |
| | | 十九年1930 | 57.000 | 56.500 | 55.000 | 56.167 | 55.250 | 54.000 | 55.000 | 54.750 | 56.000 | 56.500 | 58.250 | 56.917 | 60.500 | 61.500 | 63.500 | 61.833 | 57.417 | |
| | | 二十年1931 | 65.000 | 68.000 | 70.000 | 67.667 | 70.750 | 72.000 | 73.000 | 71.917 | 73.000 | 73.750 | 73.500 | 73.417 | 74.000 | 72.500 | 71.500 | 72.667 | 71.417 | |
| | | 廿一年1932 | 69.000 | ... | 65.000 | 67.000 | 63.000 | 61.500 | 60.500 | 61.667 | 60.000 | 59.000 | 58.000 | 59.000 | 57.500 | 57.000 | 57.500 | 57.333 | 61.250 | |

吡叻揀正一號厚血欄紅牛皮在滬之躉售市價
PRICE OF SINGAPORE COW LEATHER
民國十二年至廿一年
1923 - 1932

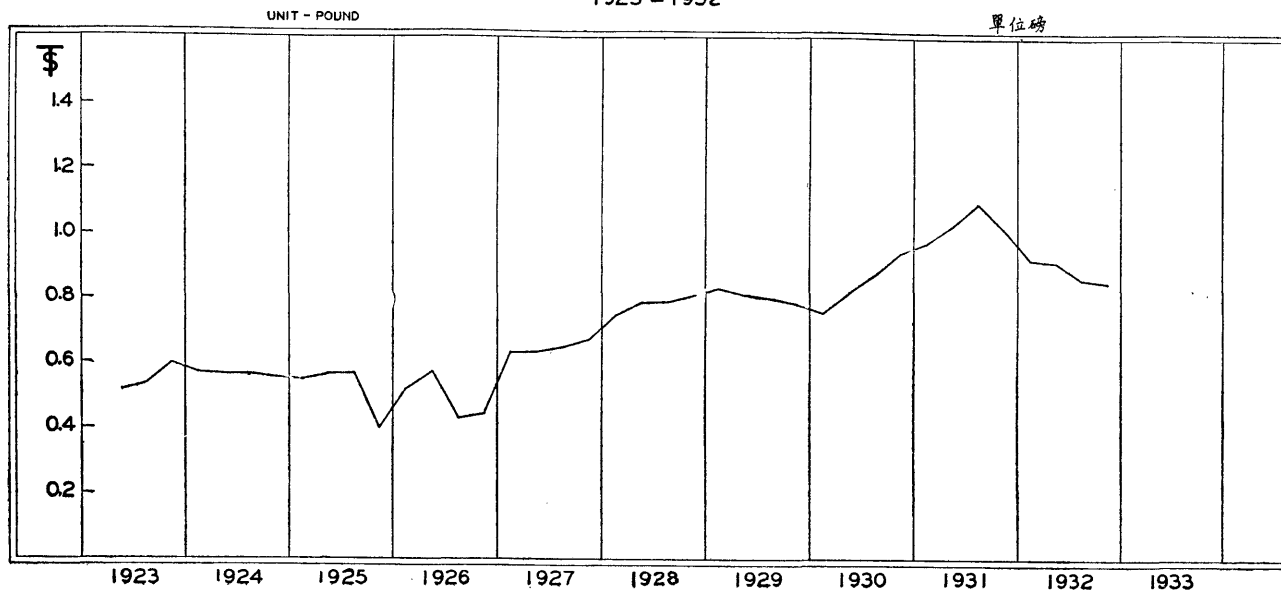


皮 革 HIDES & LEATHER

躉售市價(單位兩)—Wholesale Price (Shanghai Tls.)

| 名 稱 Name | 單 位 Unit | 年 份 Year | 一 月 Jan. | 二 月 Feb. | 三 月 March | 平 均 Qrly. Average | 四 月 April | 五 月 May | 六 月 June | 平 均 Qrly. Average | 七 月 July | 八 月 Aug. | 九 月 Sept. | 平 均 Qrly. Average | 十 月 Oct. | 十一 月 Nov. | 十二 月 Dec. | 平 均 Qrly. Average | 總平均 Year's Average | |
|---|-------------|-------------|-------------|-------------|--------------|-------------------------|--------------|------------|-------------|-------------------------|-------------|-------------|--------------|-------------------------|-------------|--------------|--------------|-------------------------|--------------------------|-------|
| 白底皮, A, (美) Leather, Sole, A, (U. S. A.) | 磅 Pound | 十二年1923 | | | | | ... | 0.516 | 0.504 | 0.510 | 0.522 | 0.533 | 0.548 | 0.534 | 0.581 | 0.605 | 0.612 | 0.599 | | |
| | | 十三年1924 | 0.550 | 0.563 | 0.583 | 0.565 | 0.560 | 0.567 | 0.561 | 0.563 | 0.561 | 0.554 | 0.574 | 0.563 | 0.561 | 0.555 | 0.557 | 0.558 | 0.562 | |
| | | 十四年1925 | 0.515 | 0.550 | 0.570 | 0.545 | 0.570 | 0.565 | ... | 0.567 | ... | 0.570 | ... | 0.570 | ... | ... | 0.400 | 0.400 | 0.400 | 0.521 |
| | | 十五年1926 | 0.520 | 0.520 | ... | 0.520 | 0.580 | 0.590 | 0.565 | 0.578 | 0.425 | 0.422 | 0.425 | 0.424 | 0.430 | 0.440 | 0.450 | 0.440 | 0.440 | 0.491 |
| | | 十六年1927 | 0.620 | 0.640 | 0.640 | 0.633 | 0.630 | 0.630 | 0.640 | 0.633 | 0.645 | 0.650 | 0.650 | 0.648 | 0.655 | 0.670 | 0.690 | 0.672 | 0.647 | |
| | | 十七年1928 | 0.725 | 0.750 | 0.760 | 0.745 | 0.800 | 0.770 | 0.790 | 0.787 | 0.790 | 0.780 | 0.800 | 0.790 | 0.805 | 0.810 | 0.810 | 0.808 | 0.783 | |
| | | 十八年1929 | 0.825 | 0.840 | 0.830 | 0.832 | 0.825 | 0.820 | 0.800 | 0.815 | 0.800 | 0.800 | 0.800 | 0.800 | 0.800 | 0.790 | 0.800 | 0.755 | 0.782 | 0.807 |
| | | 十九年1930 | 0.740 | 0.740 | 0.795 | 0.758 | 0.800 | 0.820 | 0.830 | 0.817 | 0.840 | 0.880 | 0.900 | 0.873 | 0.940 | 0.938 | 0.943 | 0.940 | 0.847 | |
| | | 二十年1931 | 0.960 | 0.980 | ... | 0.970 | 0.990 | 1.030 | 1.050 | 1.023 | 1.100 | 1.080 | 1.100 | 1.093 | 1.050 | 1.000 | 0.990 | 1.013 | 1.025 | |
| | | 廿一年1932 | 0.935 | ... | 0.900 | 0.917 | 0.910 | 0.910 | 0.910 | 0.910 | 0.880 | 0.840 | 0.840 | 0.853 | 0.850 | 0.880 | 0.800 | 0.843 | 0.881 | |

美國白底皮在滬之躉售市價
PRICE OF AMERICAN LEATHER SOLE
民國十二年至廿一年
1923 - 1932

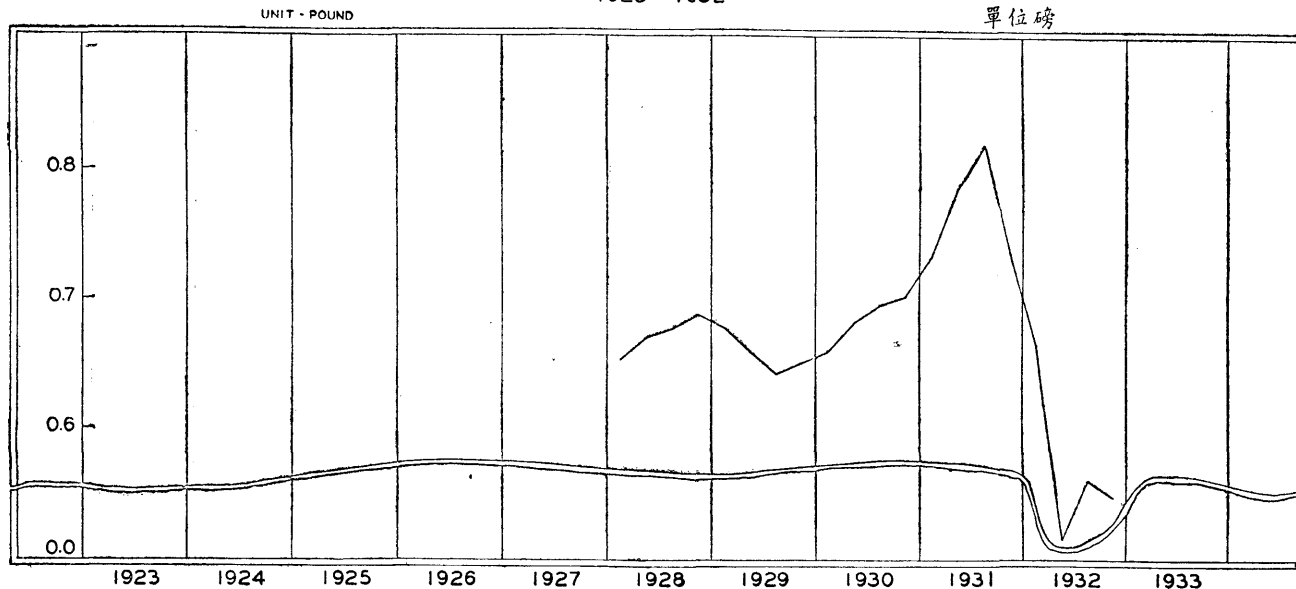


皮 革 HIDES & LEATHER

躉售市價(單位兩)—Wholesale Price (Shanghai Tls.)

| 名稱 Name | 單位 Unit | 年份 Year | 一月 Jan. | 二月 Feb. | 三月 March | 平均 Qrly. Average | 四月 April | 五月 May | 六月 June | 平均 Qrly. Average | 七月 July | 八月 Aug. | 九月 Sept. | 平均 Qrly. Average | 十月 Oct. | 十一月 Nov. | 十二月 Dec. | 平均 Qrly. Average | 總平均 Year's Average | | |
|--|------------|------------|------------|------------|-------------|------------------------|-------------|-----------|------------|------------------------|------------|------------|-------------|------------------------|------------|-------------|-------------|------------------------|--------------------------|--|--|
| 白底皮,熟皮, 江南廠 Leather, Sole, Cow Shanghai (China) | 磅 Pound | 十二年1923 | | | | | | | | | | | | | | | | | | | |
| | | 十三年1924 | | | | | | | | | | | | | | | | | | | |
| | | 十四年1925 | | | | | | | | | | | | | | | | | | | |
| | | 十五年1926 | | | | | | | | | | | | | | | | | | | |
| | | 十六年1927 | | | | | | | | | | | | | | | | | | | |
| | | 十七年1928 | 0.630 | 0.655 | 0.670 | 0.652 | 0.692 | 0.653 | 0.664 | 0.670 | 0.664 | 0.684 | 0.684 | 0.677 | 0.686 | 0.688 | 0.686 | 0.687 | 0.672 | | |
| | | 十八年1929 | 0.671 | 0.682 | 0.682 | 0.678 | 0.671 | 0.661 | 0.644 | 0.659 | 0.646 | 0.632 | 0.648 | 0.642 | 0.648 | 0.650 | 0.651 | 0.650 | 0.657 | | |
| | | 十九年1930 | 0.648 | 0.646 | 0.684 | 0.659 | 0.684 | 0.685 | 0.673 | 0.681 | 0.690 | 0.693 | 0.701 | 0.695 | 0.699 | 0.704 | 0.703 | 0.702 | 0.684 | | |
| | | 二十年1931 | 0.701 | 0.744 | 0.752 | 0.732 | 0.764 | 0.789 | 0.800 | 0.784 | 0.834 | 0.819 | 0.797 | 0.817 | 0.741 | 0.740 | 0.724 | 0.735 | 0.767 | | |
| | | 廿一年1932 | 0.708 | ... | 0.617 | 0.663 | 0.495 | 0.527 | 0.522 | 0.515 | 0.554 | 0.564 | 0.553 | 0.557 | 0.561 | 0.552 | 0.535 | 0.549 | 0.566 | | |

上海江南廠製熟白底皮之躉售市價
PRICE OF SHANGHAI COW LEATHER SOLE
民國十七年至廿一年
1928 - 1932

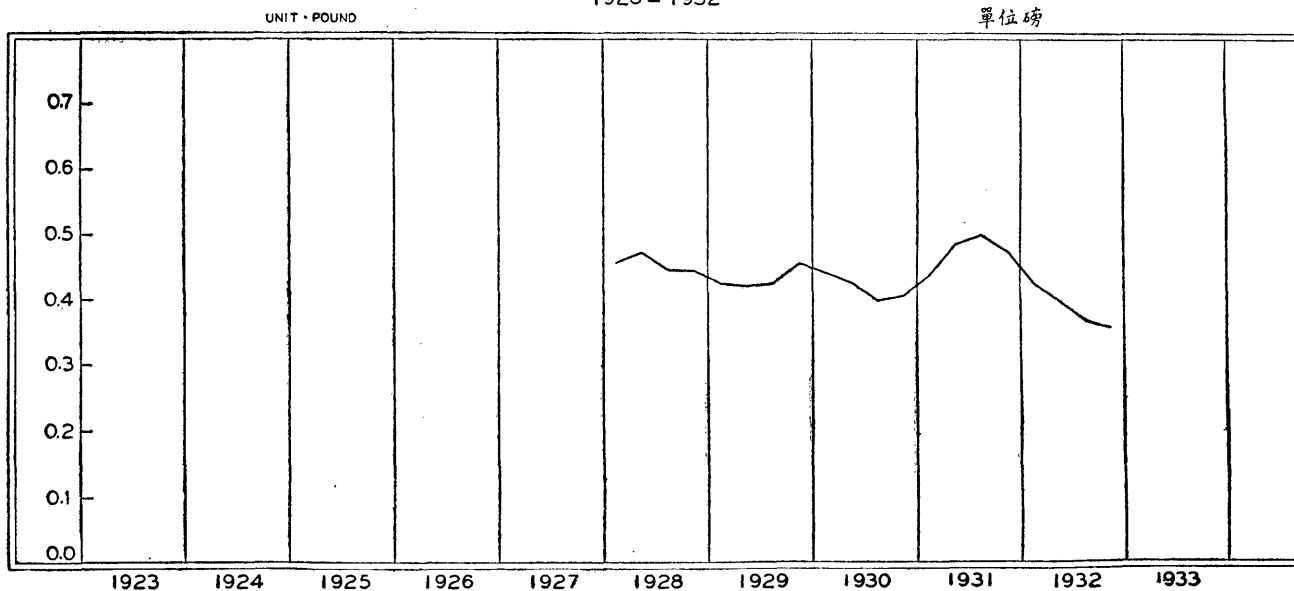


皮 革 HIDES & LEATHER

躉售市價(單位兩)—Wholesale Price (Shanghai Tls.)

| 名 稱 Name | 單 位 Unit | 年 份 Year | 一 月 Jan. | 二 月 Feb. | 三 月 March | 平 均 Qrly. Average | 四 月 April | 五 月 May | 六 月 June | 平 均 Qrly. Average | 七 月 July | 八 月 Aug. | 九 月 Sept. | 平 均 Qrly. Average | 十 月 Oct. | 十一 月 Nov. | 十二 月 Dec. | 平 均 Qrly. Average | 總 平 均 Year's Average | | |
|--|-------------|-------------|-------------|-------------|--------------|-------------------------|--------------|------------|-------------|-------------------------|-------------|-------------|--------------|-------------------------|-------------|--------------|--------------|-------------------------|----------------------------|-------|--|
| 湖綠色水牛皮 (上海) Leather, Sole, Buffalo Shanghai (China) | 磅 Pound | 十二年1923 | | | | | | | | | | | | | | | | | | | |
| | | 十三年1924 | | | | | | | | | | | | | | | | | | | |
| | | 十四年1925 | | | | | | | | | | | | | | | | | | | |
| | | 十五年1926 | | | | | | | | | | | | | | | | | | | |
| | | 十六年1927 | | | | | | | | | | | | | | | | | | | |
| | | 十七年1928 | 0.420 | 0.465 | 0.490 | 0.458 | 0.520 | 0.450 | 0.450 | 0.473 | 0.450 | 0.450 | 0.445 | 0.448 | 0.447 | 0.450 | 0.440 | 0.446 | 0.456 | | |
| | | 十八年1929 | 0.425 | 0.430 | 0.430 | 0.428 | 0.430 | 0.420 | 0.420 | 0.423 | 0.420 | 0.420 | 0.440 | 0.427 | 0.470 | 0.450 | 0.450 | 0.457 | 0.434 | | |
| | | 十九年1930 | 0.440 | 0.440 | 0.450 | 0.443 | 0.450 | 0.425 | 0.410 | 0.428 | 0.400 | 0.400 | 0.400 | 0.400 | 0.420 | 0.400 | 0.400 | 0.407 | 0.420 | | |
| | | 二十年1931 | 0.420 | 0.430 | 0.460 | 0.437 | 0.465 | 0.490 | 0.500 | 0.485 | 0.500 | 0.500 | 0.500 | 0.500 | 0.500 | 0.485 | 0.480 | 0.460 | 0.475 | 0.477 | |
| | | 廿一年1932 | 0.450 | ... | 0.400 | 0.425 | 0.390 | 0.400 | 0.400 | 0.397 | 0.390 | 0.368 | 0.350 | 0.369 | 0.360 | 0.360 | 0.350 | 0.357 | 0.387 | | |

上海湖綠色水牛皮之躉售市價
PRICE OF SHANGHAI BUFFALO LEATHER SOLE
民國十七年至廿一年
1928 - 1932

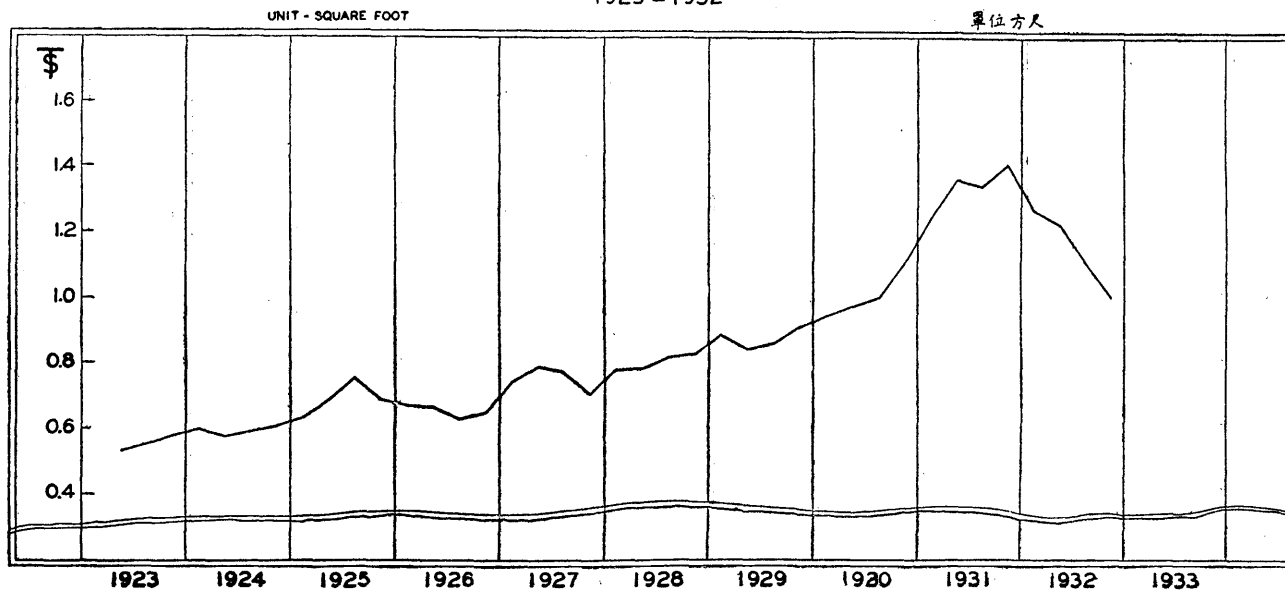


皮革 HIDES & LEATHER

躉售市價(單位兩)—Wholesale Price (Shanghai Tls.)

| 名稱 Name | 單位 Unit | 年份 Year | 一月 Jan. | 二月 Feb. | 三月 March | 平均 Qrly. Average | 四月 April | 五月 May | 六月 June | 平均 Qrly. Average | 七月 July | 八月 Aug. | 九月 Sept. | 平均 Qrly. Average | 十月 Oct. | 十一月 Nov. | 十二月 Dec. | 平均 Qrly. Average | 總平均 Year's Average |
|---|---------------|------------|------------|------------|-------------|------------------------|-------------|-----------|------------|------------------------|------------|------------|-------------|------------------------|------------|-------------|-------------|------------------------|--------------------------|
| 紋皮(黑)天福牌(B) (德) Leather, Calf, Black, (B) (Germany) | 方呎 Sq. ft. | 十二年1923 | | | | | ... | 0.538 | 0.525 | 0.531 | 0.539 | 0.555 | 0.555 | 0.550 | 0.569 | 0.580 | 0.587 | 0.579 | |
| | | 十三年1924 | 0.593 | 0.587 | 0.601 | 0.594 | 0.574 | 0.585 | 0.571 | 0.577 | 0.582 | 0.583 | 0.603 | 0.589 | 0.565 | 0.628 | 0.632 | 0.608 | 0.592 |
| | | 十四年1925 | 0.610 | 0.601 | 0.688 | 0.633 | 0.720 | 0.665 | ... | 0.687 | 0.745 | 0.755 | 0.765 | 0.755 | ... | ... | 0.690 | 0.690 | 0.691 |
| | | 十五年1926 | 0.660 | 0.675 | 0.680 | 0.672 | 0.680 | 0.665 | 0.650 | 0.665 | 0.660 | 0.625 | 0.610 | 0.632 | 0.620 | 0.660 | 0.680 | 0.653 | 0.656 |
| | | 十六年1927 | 0.720 | 0.740 | 0.775 | 0.745 | 0.765 | 0.790 | 0.820 | 0.792 | 0.775 | 0.765 | 0.780 | 0.773 | 0.700 | 0.700 | 0.720 | 0.707 | 0.754 |
| | | 十七年1928 | 0.765 | 0.790 | 0.785 | 0.780 | 0.800 | 0.780 | 0.780 | 0.787 | 0.820 | 0.820 | 0.820 | 0.820 | 0.810 | 0.800 | 0.880 | 0.830 | 0.804 |
| | | 十八年1929 | 0.880 | 0.900 | 0.880 | 0.887 | 0.850 | 0.840 | 0.840 | 0.843 | 0.850 | 0.850 | 0.880 | 0.860 | 0.900 | 0.920 | 0.920 | 0.913 | 0.876 |
| | | 十九年1930 | 0.940 | 0.940 | 0.955 | 0.945 | 0.970 | 0.983 | 0.980 | 0.978 | 0.980 | 1.030 | 1.065 | 1.025 | 1.090 | 1.110 | 1.125 | 1.108 | 1.014 |
| | | 二十年1931 | 1.150 | 1.215 | 1.365 | 1.243 | 1.375 | 1.360 | 1.350 | 1.362 | 1.350 | 1.340 | 1.345 | 1.345 | 1.400 | 1.450 | 1.370 | 1.407 | 1.339 |
| | | 廿一年1932 | 1.300 | ... | 1.250 | 1.275 | 1.250 | 1.260 | 1.200 | 1.237 | 1.155 | 1.135 | 1.100 | 1.130 | 1.090 | 1.050 | 1.025 | 1.055 | 1.174 |

德國天福牌黑紋皮在滬之躉售市價
PRICE OF GERMAN BLACK CALF LEATHER
民國十二年至廿一年
1923 - 1932

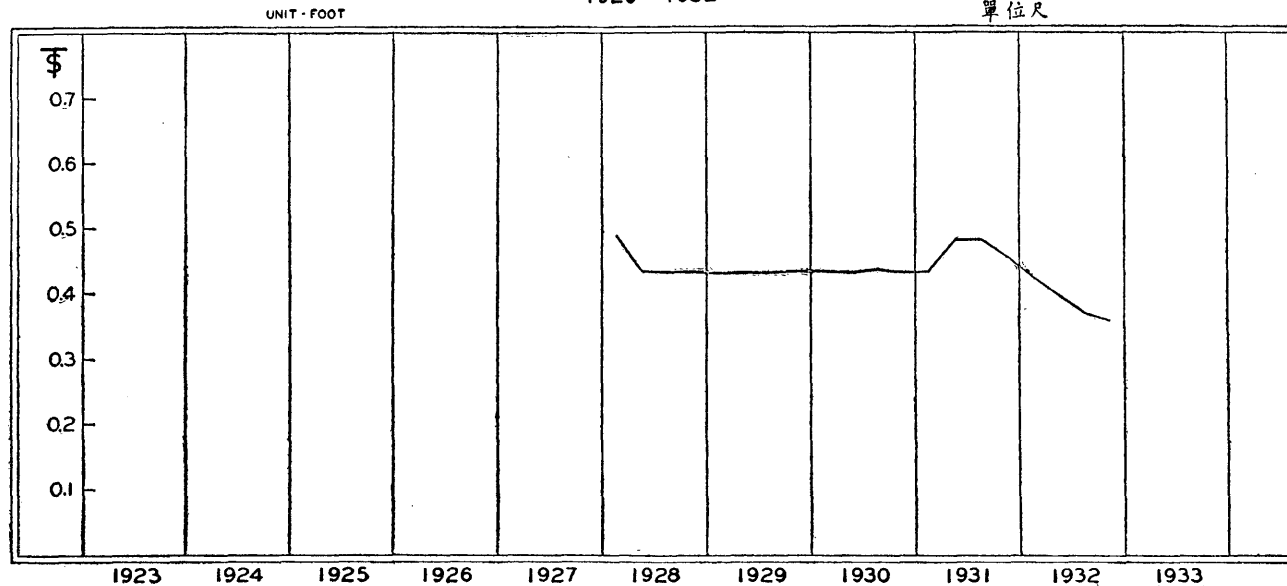


皮 革 HIDES & LEATHER

躉 售 市 價 (單 位 兩) — Wholesale Price (Shanghai Tls.)

| 名 稱 Name | 單 位 Unit | 年 份 Year | 一 月 Jan. | 二 月 Feb. | 三 月 March | 平 均 Qrly. Average | 四 月 April | 五 月 May | 六 月 June | 平 均 Qrly. Average | 七 月 July | 八 月 Aug. | 九 月 Sept. | 平 均 Qrly. Average | 十 月 Oct. | 十 一 月 Nov. | 十 二 月 Dec. | 平 均 Qrly. Average | 總 平 均 Year's Average | | |
|--|-------------|-------------|-------------|-------------|--------------|-------------------------|--------------|------------|-------------|-------------------------|-------------|-------------|--------------|-------------------------|-------------|---------------|---------------|-------------------------|----------------------------|-------|-------|
| 紋皮,黃 (上海) Leather, Calf, Yellow Shanghai (China) | 呎 Foot | 十二年1923 | | | | | | | | | | | | | | | | | | | |
| | | 十三年1924 | | | | | | | | | | | | | | | | | | | |
| | | 十四年1925 | | | | | | | | | | | | | | | | | | | |
| | | 十五年1926 | | | | | | | | | | | | | | | | | | | |
| | | 十六年1927 | | | | | | | | | | | | | | | | | | | |
| | | 十七年1928 | 0.470 | 0.500 | 0.500 | 0.490 | ... | 0.435 | 0.433 | 0.434 | 0.433 | 0.432 | 0.432 | 0.432 | 0.432 | 0.433 | 0.434 | 0.433 | 0.433 | 0.433 | 0.447 |
| | | 十八年1929 | 0.431 | 0.431 | 0.431 | 0.431 | 0.431 | 0.431 | 0.431 | 0.430 | 0.431 | 0.431 | 0.431 | 0.432 | 0.431 | 0.432 | 0.433 | 0.434 | 0.434 | 0.433 | 0.432 |
| | | 十九年1930 | 0.432 | 0.431 | 0.432 | 0.432 | 0.432 | 0.432 | ... | 0.430 | 0.431 | 0.436 | 0.438 | 0.438 | 0.437 | 0.437 | 0.436 | 0.420 | 0.431 | 0.431 | 0.433 |
| | | 二十年1931 | 0.419 | 0.426 | 0.448 | 0.431 | 0.473 | 0.482 | 0.487 | 0.481 | ... | 0.493 | 0.471 | 0.482 | 0.482 | 0.472 | 0.472 | 0.434 | 0.459 | 0.459 | 0.463 |
| | | 廿一年1932 | 0.417 | ... | 0.377 | 0.397 | 0.354 | 0.365 | 0.327 | 0.349 | 0.311 | 0.275 | 0.276 | 0.287 | 0.287 | 0.259 | 0.248 | 0.250 | 0.252 | 0.252 | 0.321 |

上海黃紋皮之躉售市價
PRICE OF SHANGHAI YELLOW CALF LEATHER
民國十七年至廿一年
1928 - 1932

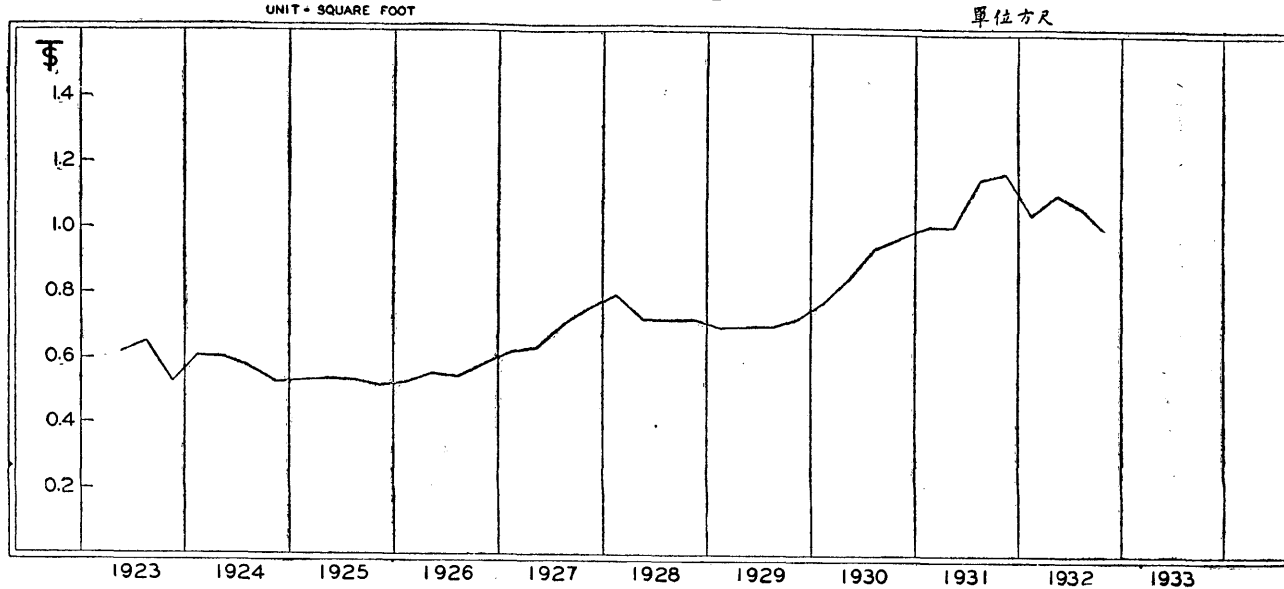


皮 革 HIDES & LEATHER

躉售市價(單位兩)—Wholesale Price (Shanghai Tls.)

| 名稱 Name | 單位 Unit | 年份 Year | 一月 Jan. | 二月 Feb. | 三月 March | 平均 Qrly. Average | 四月 April | 五月 May | 六月 June | 平均 Qrly. Average | 七月 July | 八月 Aug. | 九月 Sept. | 平均 Qrly. Average | 十月 Oct. | 十一月 Nov. | 十二月 Dec. | 平均 Qrly. Average | 總平均 Year's Average | |
|--|---------------|------------|------------|------------|-------------|------------------------|-------------|-----------|------------|------------------------|------------|------------|-------------|------------------------|------------|-------------|-------------|------------------------|--------------------------|-------|
| 黑漆皮, 金剛鑽牌 B (美) Leather, Patent, Black, B (U. S. A.) | 方呎 Sq. ft. | 十二年1923 | | | | | ... | 0.606 | 0.647 | 0.626 | 0.648 | 0.656 | 0.674 | 0.659 | 0.525 | 0.531 | 0.538 | 0.531 | | |
| | | 十三年1924 | 0.610 | ... | ... | 0.610 | 0.610 | 0.600 | 0.603 | 0.604 | 0.582 | 0.568 | 0.581 | 0.577 | 0.513 | 0.536 | 0.532 | 0.527 | 0.579 | |
| | | 十四年1925 | 0.529 | 0.521 | 0.536 | 0.529 | 0.535 | 0.540 | ... | 0.537 | 0.535 | 0.535 | 0.535 | 0.535 | 0.520 | 0.530 | 0.490 | 0.513 | 0.529 | |
| | | 十五年1926 | 0.540 | 0.495 | 0.535 | 0.523 | ... | 0.560 | 0.550 | 0.555 | 0.545 | 0.540 | 0.545 | 0.543 | 0.550 | 0.600 | 0.600 | 0.583 | 0.551 | |
| | | 十六年1927 | 0.610 | 0.620 | 0.630 | 0.620 | 0.615 | 0.635 | 0.645 | 0.632 | 0.670 | 0.700 | 0.735 | 0.702 | 0.750 | 0.760 | 0.755 | 0.755 | 0.677 | |
| | | 十七年1928 | 0.780 | 0.800 | 0.810 | 0.797 | ... | 0.720 | 0.720 | 0.720 | 0.710 | 0.720 | 0.720 | 0.717 | 0.710 | 0.720 | 0.730 | 0.720 | 0.720 | 0.739 |
| | | 十八年1929 | 0.700 | 0.680 | 0.700 | 0.693 | 0.700 | 0.700 | 0.700 | 0.700 | 0.700 | 0.700 | 0.700 | 0.700 | 0.700 | 0.720 | 0.730 | 0.720 | 0.723 | 0.704 |
| | | 十九年1930 | 0.740 | 0.770 | 0.810 | 0.773 | 0.820 | 0.840 | 0.890 | 0.850 | 0.920 | 0.940 | 0.970 | 0.943 | 0.970 | 0.980 | 0.980 | 0.977 | 0.886 | |
| | | 二十年1931 | 1.040 | 1.100 | 1.100 | 1.080 | 1.080 | 1.080 | 1.100 | 1.087 | 1.140 | 1.150 | 1.180 | 1.157 | 1.200 | 1.180 | 1.150 | 1.177 | 1.125 | |
| | | 廿一年1932 | 1.100 | ... | 1.000 | 1.050 | 1.100 | 1.110 | 1.120 | 1.110 | 1.100 | 1.060 | 1.060 | 1.073 | 1.050 | 1.000 | 0.940 | 0.997 | 1.055 | |

美國金剛鑽牌黑漆皮在滬之躉售市價
PRICE OF AMERICAN BLACK PATENT LEATHER
民國十二年至廿一年
1923 - 1932



IV 水產品 FISHERY & SEA PRODUCTS.

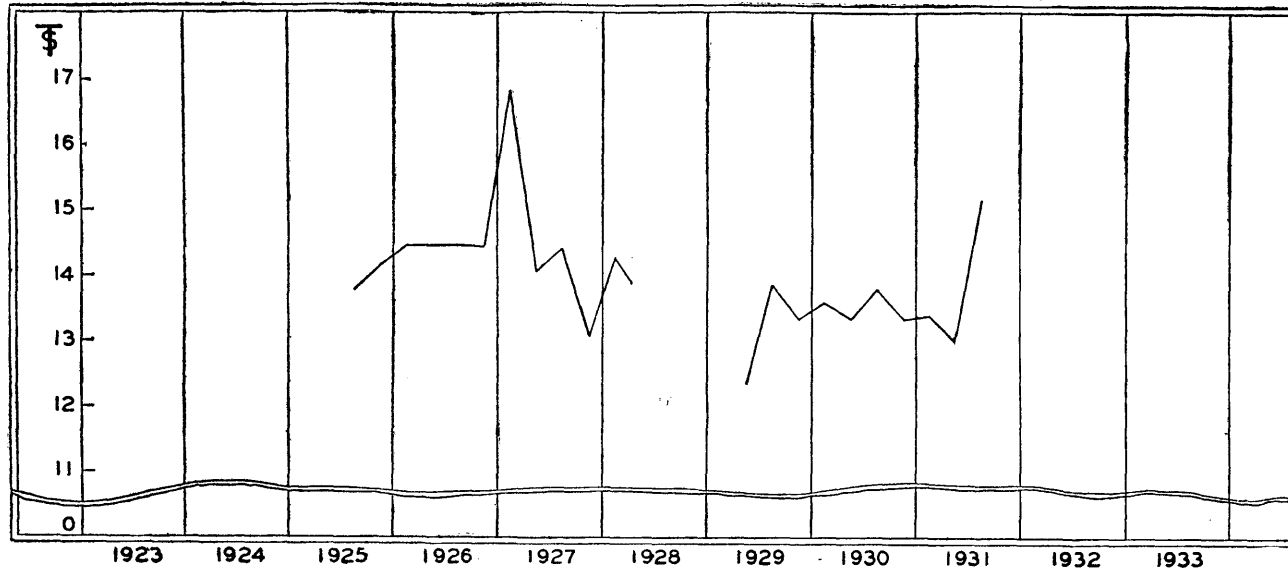
躉售市價 (單位兩)—Wholesale Price (Shanghai Tls.)

| 名稱 Name | 單位 Unit | 年份 Year | 一月 Jan. | 二月 Feb. | 三月 March | 平均 Qrly. Average | 四月 April | 五月 May | 六月 June | 平均 Qrly. Average | 七月 July | 八月 Aug. | 九月 Sept. | 平均 Qrly. Average | 十月 Oct. | 十一月 Nov. | 十二月 Dec. | 平均 Qrly. Average | 總平均 Year's Average | |
|--|------------|------------|------------|------------|-------------|------------------------|-------------|-----------|------------|------------------------|------------|------------|-------------|------------------------|------------|-------------|-------------|------------------------|--------------------------|--------|
| 大頭鯊, 白鱗 (日) Fish, Cod, Dried (Japan) | 擔 Picul | 十二年1923 | 16.500 | 14.800 | 13.425 | 14.908 | 11.000 | 12.000 | 12.080 | 11.693 | ... | 16.300 | 16.550 | 16.425 | 16.500 | ... | 19.142 | 17.821 | 15.212 | |
| | | 十三年1924 | ... | 16.650 | 17.300 | 16.975 | ... | 13.500 | ... | 13.500 | 15.300 | 14.967 | ... | 15.133 | 18.000 | 14.800 | 14.550 | 15.783 | 15.348 | |
| | | 十四年1925 | ... | 13.600 | ... | 13.600 | ... | ... | ... | ... | ... | 13.250 | 14.300 | 13.775 | 14.075 | 14.400 | 14.000 | 14.158 | ... | |
| | | 十五年1926 | 13.400 | 15.100 | 14.567 | 14.356 | 14.275 | 14.800 | 14.050 | 14.375 | 14.800 | 14.300 | 13.925 | 14.342 | 14.260 | 13.400 | 14.828 | 14.163 | 14.309 | |
| | | 十六年1927 | 16.800 | ... | ... | 16.800 | ... | 16.300 | 11.800 | 14.050 | ... | ... | 14.500 | 14.250 | 14.375 | 13.050 | ... | ... | 13.050 | 14.569 |
| | | 十七年1928 | ... | 14.400 | 14.100 | 14.250 | 13.933 | 13.400 | ... | 13.666 | ... | ... | ... | ... | ... | ... | ... | ... | ... | ... |
| | | 十八年1929 | ... | ... | ... | ... | ... | 12.350 | ... | 12.350 | 13.417 | 14.067 | 13.975 | 13.820 | 13.490 | 13.575 | 12.838 | 13.301 | ... | |
| | | 十九年1930 | 13.200 | 13.967 | 13.533 | 13.567 | 13.117 | 13.217 | 13.350 | 13.228 | 14.000 | 13.800 | 13.588 | 13.796 | 13.350 | 13.675 | 12.883 | 13.303 | 13.474 | |
| | | 二十年1931 | 14.050 | 14.117 | 13.733 | 13.967 | 12.967 | 13.200 | 12.833 | 13.000 | 13.100 | 17.250 | ... | 15.175 | ... | ... | ... | ... | ... | |
| | | 廿一年1932 | ... | ... | ... | ... | ... | ... | ... | ... | ... | ... | ... | ... | ... | ... | ... | ... | ... | ... |

日本白鱗大頭鯊魚乾在滬之躉售市價
PRICE OF JAPANESE DRIED COD民國十四年至二十年
1925 - 1931

UNIT - PICUL

單位擔

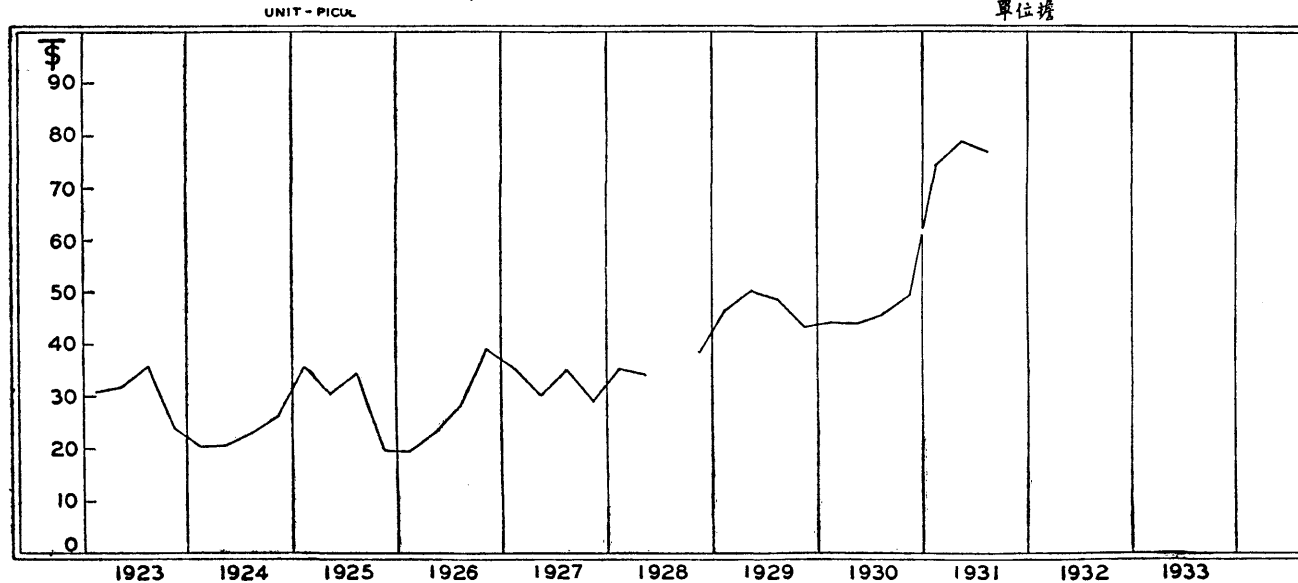


水產品 FISHERY & SEA PRODUCTS.

躉售市價 (單位兩) — Wholesale Price (Shanghai Tls.)

| 名稱 Name | 單位 Unit | 年份 Year | 一月 Jan. | 二月 Feb. | 三月 March | 平均 Qrly. Average | 四月 April | 五月 May | 六月 June | 平均 Qrly. Average | 七月 July | 八月 Aug. | 九月 Sept. | 平均 Qrly. Average | 十月 Oct. | 十一月 Nov. | 十二月 Dec. | 平均 Qrly. Average | 總平均 Year's Average | |
|--|------------|------------|------------|------------|-------------|------------------------|-------------|-----------|------------|------------------------|------------|------------|-------------|------------------------|------------|-------------|-------------|------------------------|--------------------------|-----|
| 魷魚, 扇館, 冬水 (日) Fish, Cuttle, Dried (Japan) | 擔 Picul | 十二年1923 | 31.868 | 31.829 | 30.765 | 31.487 | 28.494 | 32.547 | 35.100 | 32.047 | 36.000 | ... | ... | 36.000 | 24.396 | 24.274 | 24.031 | 24.234 | 30.942 | |
| | | 十三年1924 | 20.648 | 20.486 | 20.869 | 20.668 | 20.420 | 21.045 | 21.279 | 20.915 | 21.000 | 22.380 | 25.420 | 22.933 | 25.787 | ... | 28.012 | 36.899 | 25.354 | |
| | | 十四年1925 | 30.433 | 30.855 | 30.450 | 30.579 | 29.900 | 30.250 | ... | 30.075 | 34.450 | ... | ... | 34.450 | ... | ... | 19.860 | 19.860 | 28.741 | |
| | | 十五年1926 | 19.666 | 19.655 | 19.328 | 19.550 | 18.731 | 20.834 | 21.500 | 20.355 | 22.881 | ... | ... | 22.881 | ... | 40.230 | 38.431 | 39.330 | 25.529 | |
| | | 十六年1927 | 36.900 | 34.593 | 34.567 | 35.353 | 33.327 | 31.504 | 26.300 | 30.377 | 35.125 | ... | ... | 35.125 | 29.615 | 29.017 | 28.512 | 29.048 | 32.476 | |
| | | 十七年1928 | 30.432 | 38.415 | 37.782 | 35.543 | 36.895 | 31.817 | ... | 34.356 | ... | ... | ... | ... | ... | ... | 38.433 | 38.433 | ... | ... |
| | | 十八年1929 | 43.130 | 47.275 | 49.093 | 46.499 | 49.325 | 49.767 | 48.420 | 49.171 | 48.877 | 48.511 | 49.392 | 48.927 | 47.333 | 44.941 | 38.243 | 43.506 | 47.026 | |
| | | 十九年1930 | 40.220 | 46.827 | 46.043 | 44.363 | 45.775 | 43.261 | 43.200 | 44.079 | 48.229 | 46.181 | 43.214 | 45.875 | 43.270 | 49.922 | 56.072 | 49.755 | 46.018 | |
| | | 二十年1931 | 63.792 | 74.421 | 86.716 | 74.976 | 78.765 | 79.479 | 78.817 | 79.020 | 81.788 | 83.000 | 66.875 | 77.221 | ... | ... | ... | ... | ... | ... |
| | | 廿一年1932 | ... | ... | ... | ... | ... | ... | ... | ... | ... | ... | ... | ... | ... | ... | ... | ... | ... | ... |

日本冬水扇館魷魚在滬之躉售市價
PRICE OF JAPANESE DRIED CUTTLE
民國十二年至二十年
1923 - 1931

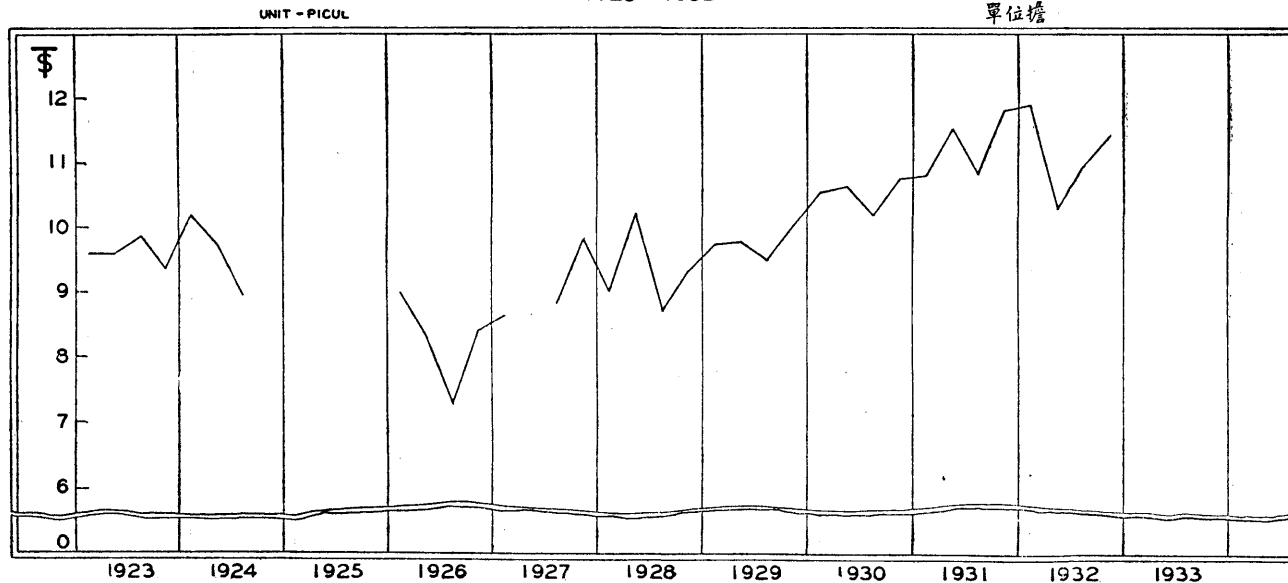


水產品 FISHERY & SEA PRODUCTS.

躉售市價(單位兩)—Wholesale Price (Shanghai Tls.)

| 名稱 Name | 單位 Unit | 年份 Year | 一月 Jan. | 二月 Feb. | 三月 March | 平均 Qrly. Average | 四月 April | 五月 May | 六月 June | 平均 Qrly. Average | 七月 July | 八月 Aug. | 九月 Sept. | 平均 Qrly. Average | 十月 Oct. | 十一月 Nov. | 十二月 Dec. | 平均 Qrly. Average | 總平均 Year's Average | |
|---|------------|------------|------------|------------|-------------|------------------------|-------------|-----------|------------|------------------------|------------|------------|-------------|------------------------|------------|-------------|-------------|------------------------|--------------------------|--|
| 鹹帶魚 (北洋) Fish, Salted (North China) | 擔 Picul | 十二年1923 | 9.000 | 9.000 | 10.800 | 9.600 | 9.600 | ... | ... | 9.600 | ... | 9.800 | 9.900 | 9.850 | 9.500 | 9.366 | 9.300 | 9.389 | 9.610 | |
| | | 十三年1924 | 9.400 | 11.460 | 9.662 | 10.174 | 10.000 | 9.750 | 9.500 | 9.750 | 9.600 | 8.400 | 8.932 | 8.937 | 7.655 | 7.388 | 7.005 | 7.349 | 9.065 | |
| | | 十四年1925 | | | | | | | | | | | | | | | | | | |
| | | 十五年1926 | 9.202 | 8.576 | 9.300 | 9.026 | 9.322 | 7.888 | 7.848 | 8.349 | 7.180 | 7.036 | 7.718 | 7.311 | 8.411 | 8.468 | 8.468 | 8.449 | 8.284 | |
| | | 十六年1927 | 8.638 | 8.868 | 8.508 | 8.671 | ... | ... | ... | ... | 8.639 | 8.543 | 9.412 | 8.865 | 9.841 | 9.815 | 9.914 | 9.857 | 9.131 | |
| | | 十七年1928 | 7.198 | 9.941 | 10.069 | 9.069 | 10.550 | 10.126 | 10.101 | 10.259 | 8.878 | 8.225 | 9.145 | 8.749 | 9.968 | 8.975 | 9.172 | 9.372 | 9.362 | |
| | | 十八年1929 | 9.474 | 10.053 | 9.843 | 9.790 | 9.620 | ... | 10.025 | 9.823 | 9.471 | 9.334 | 9.787 | 9.531 | 9.799 | 9.969 | 10.489 | 10.086 | 9.807 | |
| | | 十九年1930 | 10.552 | 10.628 | ... | 10.590 | 10.660 | 10.672 | 10.760 | 10.697 | 10.508 | 9.843 | 10.289 | 10.213 | 10.923 | 10.748 | 10.723 | 10.798 | 10.574 | |
| | | 二十年1931 | 10.697 | 10.936 | 10.845 | 10.843 | 11.489 | 11.681 | 11.423 | 11.531 | 11.171 | 10.726 | 10.654 | 10.850 | 11.485 | 11.902 | 12.087 | 11.825 | 11.262 | |
| | | 廿一年1932 | 12.214 | ... | 11.613 | 11.914 | 10.467 | 10.049 | 10.516 | 10.344 | 10.797 | 11.003 | 11.187 | 10.993 | 11.359 | 11.320 | 11.622 | 11.434 | 11.172 | |

上海北洋鹹帶魚之躉售市價
PRICE OF NORTH CHINA SALTED FISH
民國十二年至廿一年
1923 - 1932

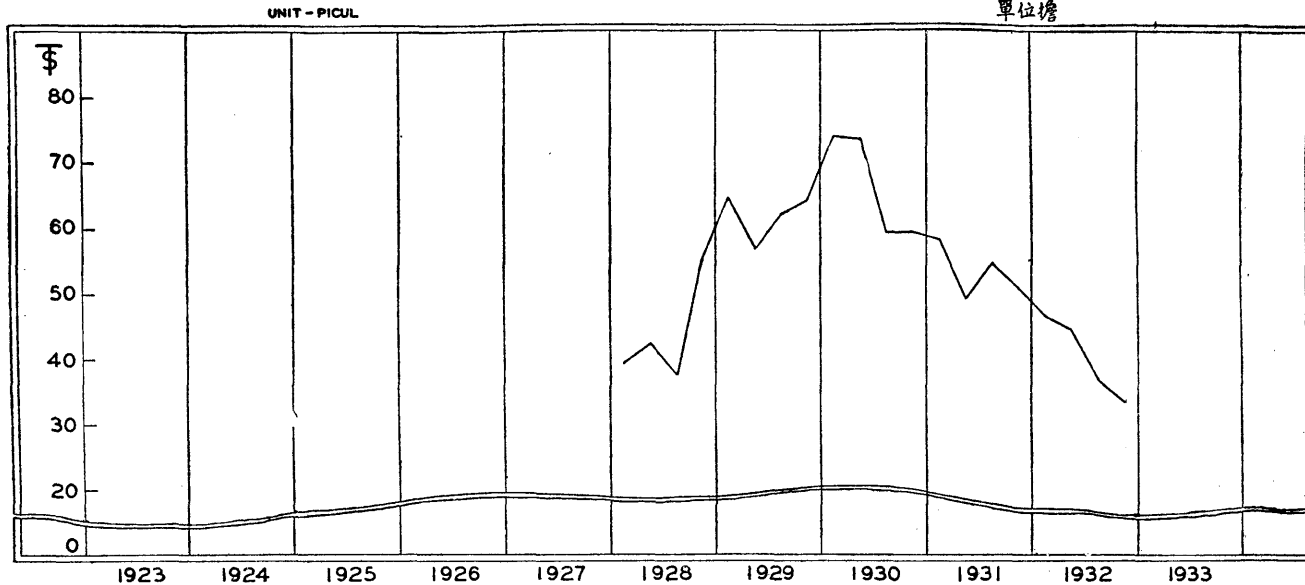


水產品 FISHERY & SEA PRODUCTS.

躉售市價 (單位兩)—Wholesale Price (Shanghai Tls.)

| 名稱 Name | 單位 Unit | 年份 Year | 一月 Jan. | 二月 Feb. | 三月 March | 平均 Qrly. Average | 四月 April | 五月 May | 六月 June | 平均 Qrly. Average | 七月 July | 八月 Aug. | 九月 Sept. | 平均 Qrly. Average | 十月 Oct. | 十一月 Nov. | 十二月 Dec. | 平均 Qrly. Average | 總平均 Year's Average | | |
|---|------------|------------|------------|------------|-------------|------------------------|-------------|-----------|------------|------------------------|------------|------------|-------------|------------------------|------------|-------------|-------------|------------------------|--------------------------|--|--|
| 銀魚乾(蘇州) Fish, Dried. Soochow (China) | 擔 Picul | 十二年1923 | | | | | | | | | | | | | | | | | | | |
| | | 十三年1924 | | | | | | | | | | | | | | | | | | | |
| | | 十四年1925 | | | | | | | | | | | | | | | | | | | |
| | | 十五年1926 | | | | | | | | | | | | | | | | | | | |
| | | 十六年1927 | | | | | | | | | | | | | | | | | | | |
| | | 十七年1928 | ... | 39.125 | 40.000 | 39.562 | ... | 42.500 | ... | 42.500 | 36.200 | 36.083 | 39.917 | 37.407 | 47.530 | 51.600 | 66.500 | 55.210 | 43.669 | | |
| | | 十八年1929 | 64.916 | 62.458 | 67.125 | 64.833 | 59.500 | 53.333 | 58.125 | 56.986 | 61.900 | 60.209 | 64.333 | 62.147 | 63.563 | 62.500 | 66.833 | 64.299 | 62.066 | | |
| | | 十九年1930 | ... | 70.667 | 77.333 | 74.000 | 76.250 | 74.167 | 70.500 | 73.639 | 61.833 | 59.500 | 57.000 | 59.444 | 53.250 | 65.625 | 60.000 | 59.625 | 66.677 | | |
| | | 二十年1931 | 62.000 | ... | 54.625 | 58.313 | 47.667 | 48.500 | 50.938 | 49.035 | 51.500 | 53.533 | 58.500 | 54.511 | 57.000 | 51.834 | 44.000 | 50.945 | 50.701 | | |
| | | 廿一年1932 | 46.000 | ... | 47.000 | 46.500 | 48.000 | 45.667 | 39.500 | 44.389 | 35.733 | 37.750 | 37.500 | 36.994 | 34.417 | 33.750 | 31.750 | 33.306 | 40.297 | | |

上海蘇州銀魚乾之躉售市價
PRICE OF SOOCHOW DRIED FISH
民國十七年至廿一年
1928 - 1932

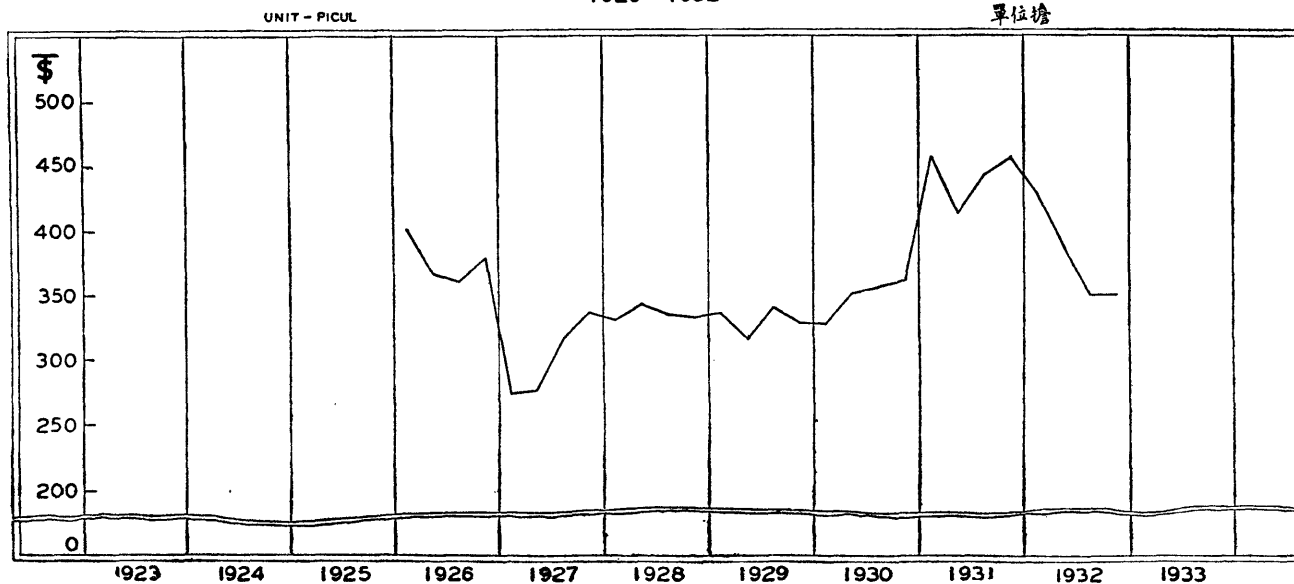


水產品 FISHERY & SEA PRODUCTS.

躉售市價 (單位兩)—Wholesale Price (Shanghai Tls.)

| 名稱 Name | 單位 Unit | 年份 Year | 一月 Jan. | 二月 Feb. | 三月 March | 平均 Qrly. Average | 四月 April | 五月 May | 六月 June | 平均 Qrly. Average | 七月 July | 八月 Aug. | 九月 Sept. | 平均 Qrly. Average | 十月 Oct. | 十一月 Nov. | 十二月 Dec. | 平均 Qrly. Average | 總平均 Year's Average | | |
|--|------------|------------|------------|------------|-------------|------------------------|-------------|-----------|------------|------------------------|------------|------------|-------------|------------------------|------------|-------------|-------------|------------------------|--------------------------|---------|--|
| 魚翅, 淨魚翅, 金山大片 (金山) Sharks' Fins, Prepared Melbourne (Australia) | 擔 Picul | 十二年1923 | 287.625 | ... | ... | 287.625 | | | | | | | | | | | | | | | |
| | | 十三年1924 | ... | ... | 366.250 | 366.250 | | | | | | ... | 382.500 | 360.000 | 371.250 | | | | | | |
| | | 十四年1925 | 351.444 | ... | 340.000 | 345.722 | | | | | | ... | 210.000 | 428.000 | 319.000 | | | | | | |
| | | 十五年1926 | ... | ... | 402.000 | 402.000 | ... | 388.000 | 347.000 | 367.500 | ... | ... | ... | 360.333 | 369.333 | 367.500 | 374.916 | 395.000 | 379.139 | 377.243 | |
| | | 十六年1927 | ... | 281.500 | 268.000 | 274.750 | 287.500 | ... | 268.000 | 277.750 | 313.625 | 321.250 | ... | 317.437 | 330.285 | 329.937 | 350.500 | 336.907 | 301.711 | | |
| | | 十七年1928 | 339.300 | 305.000 | 353.667 | 332.656 | 371.375 | 334.032 | 323.767 | 344.735 | 327.437 | 326.500 | 352.000 | 335.312 | 336.375 | 338.000 | 329.000 | 334.458 | 336.790 | | |
| | | 十八年1929 | 331.750 | 345.583 | 334.500 | 337.273 | 317.600 | 320.200 | 312.625 | 316.803 | 331.833 | 349.750 | 339.600 | 340.394 | 319.167 | 327.389 | 343.333 | 329.963 | 331.111 | | |
| | | 十九年1930 | 320.500 | 344.250 | 319.750 | 328.167 | 341.625 | 346.750 | 366.750 | 351.708 | 362.833 | 346.125 | 364.400 | 357.783 | 344.000 | 365.800 | 377.900 | 362.567 | 350.057 | | |
| | | 二十年1931 | 444.667 | 486.250 | 437.000 | 455.972 | 448.100 | 393.500 | 400.500 | 414.033 | 418.667 | 443.500 | 467.333 | 443.167 | 452.500 | 437.833 | 479.000 | 456.444 | 442.404 | | |
| | | 廿一年1932 | 444.000 | ... | 712.000 | 428.000 | 384.500 | 387.625 | 390.000 | 387.375 | 368.000 | 327.500 | 361.417 | 352.306 | 357.875 | 361.333 | 339.000 | 352.736 | 380.104 | | |

金山淨魚翅在滬之躉售市價
PRICE OF MELBOURNE PREPARED SHARKS' FINS
民國十五年至廿一年
1926 - 1932

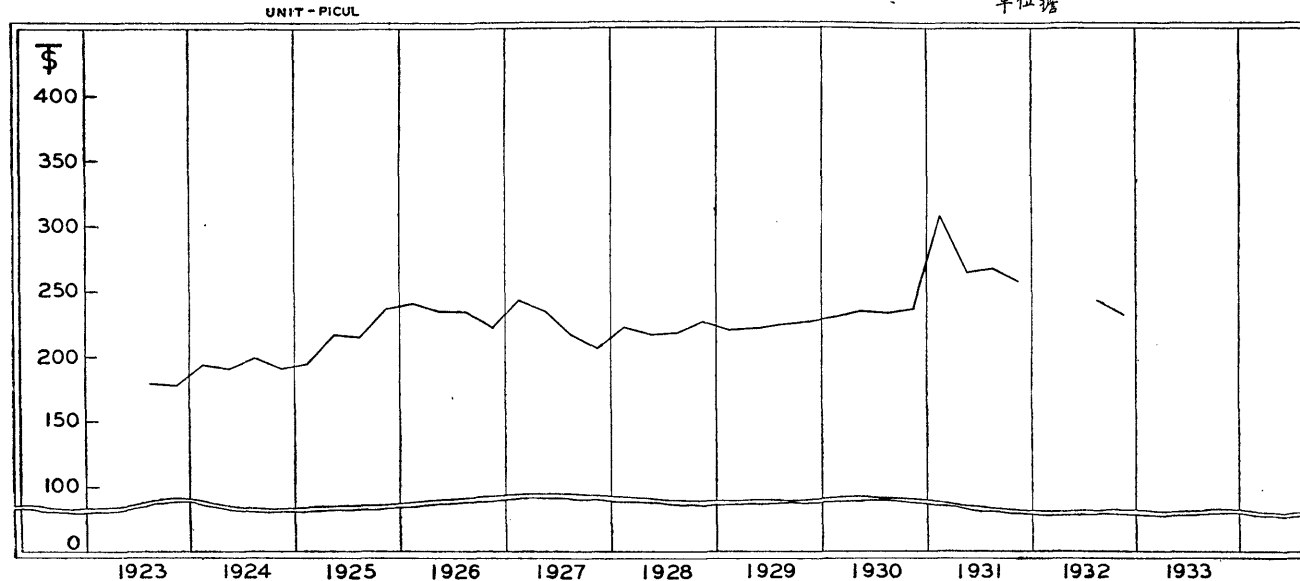


水產品 FISHERY & SEA PRODUCTS.

躉售市價 (單位兩) — Wholesale Price (Shanghai Tls.)

| 名稱 Name | 單位 Unit | 年份 Year | 一月 Jan. | 二月 Feb. | 三月 March | 平均 Qrly. Average | 四月 April | 五月 May | 六月 June | 平均 Qrly. Average | 七月 July | 八月 Aug. | 九月 Sept. | 平均 Qrly. Average | 十月 Oct. | 十一月 Nov. | 十二月 Dec. | 平均 Qrly. Average | 總平均 Year's Average |
|--|------------|------------|------------|------------|-------------|------------------------|-------------|-----------|------------|------------------------|------------|------------|-------------|------------------------|------------|-------------|-------------|------------------------|--------------------------|
| 魚肚, 廣肚, 大面 (香港) Fish Maws. (Hongkong) | 擔 Picul | 十二年1923 | ... | ... | ... | ... | ... | ... | ... | ... | 180.500 | ... | ... | 180.500 | 178.500 | ... | ... | 178.500 | ... |
| | | 十三年1924 | ... | ... | 195.000 | 195.000 | 195.000 | 190.000 | ... | 192.500 | ... | ... | 200.000 | 200.000 | ... | 193.500 | ... | 193.500 | 195.250 |
| | | 十四年1925 | ... | 195.000 | ... | 195.000 | ... | 216.000 | ... | 216.000 | ... | 215.000 | 215.833 | 215.416 | 237.500 | 236.000 | ... | 236.750 | 215.792 |
| | | 十五年1926 | ... | 244.000 | 236.000 | 240.000 | ... | 232.500 | 236.000 | 234.250 | ... | ... | 234.000 | 234.000 | ... | 232.000 | 213.500 | 222.750 | 232.750 |
| | | 十六年1927 | ... | 249.000 | 237.500 | 243.250 | 235.000 | 235.000 | ... | 235.000 | 228.000 | 213.750 | 210.875 | 217.542 | 205.333 | 207.250 | ... | 206.291 | 225.521 |
| | | 十七年1928 | 222.000 | 224.000 | ... | 223.000 | 210.000 | 228.000 | 213.500 | 217.167 | 213.333 | 222.667 | 220.000 | 218.667 | 234.200 | 225.333 | 223.100 | 227.544 | 221.595 |
| | | 十八年1929 | 212.500 | 222.333 | 226.667 | 220.500 | 221.750 | 222.000 | 223.000 | 222.250 | 223.000 | 224.813 | 229.250 | 225.688 | ... | ... | 227.333 | 227.333 | 223.943 |
| | | 十九年1930 | 232.000 | 230.000 | 229.500 | 230.500 | 234.500 | 233.500 | 237.000 | 235.000 | 235.167 | 236.000 | 233.000 | 234.722 | 232.000 | 233.500 | 244.500 | 236.667 | 234.222 |
| | | 二十年1931 | 290.750 | 310.000 | 317.500 | 306.083 | 253.500 | 282.000 | 254.750 | 263.417 | 274.000 | 262.000 | 267.500 | 267.833 | 257.000 | 257.000 | 256.000 | 256.667 | 273.500 |
| | | 廿一年1932 | ... | ... | ... | ... | ... | ... | ... | ... | 224.000 | 260.500 | 244.000 | 242.833 | ... | 238.750 | 234.500 | 231.625 | ... |

香港大面魚肚在滬之躉售市價
PRICE OF HONGKONG FISH MAWS
民國十二年至廿一年
1923 - 1932

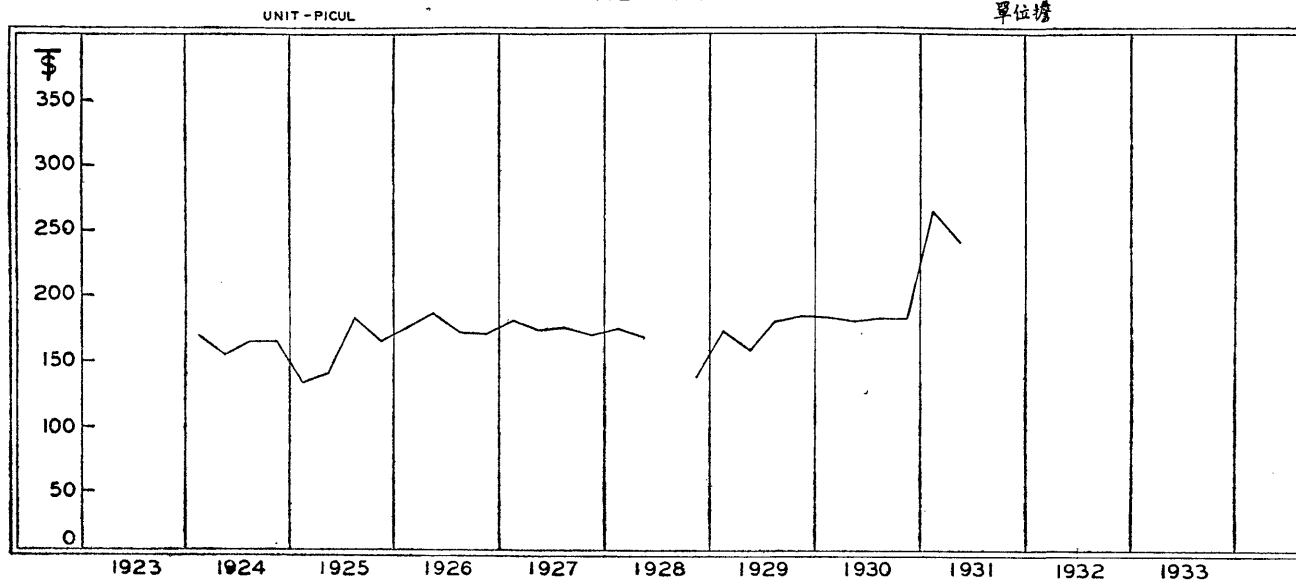


水產品 FISHERY & SEA PRODUCTS:

躉售市價(單位兩)—Wholesale Price (Shanghai Tls.)

| 名稱 Name | 單位 Unit | 年份 Year | 一月 Jan. | 二月 Feb. | 三月 Mar. | 平均 Qrly. Average | 四月 April | 五月 May | 六月 June | 平均 Qrly. Average | 七月 July | 八月 Aug. | 九月 Sept. | 平均 Qrly. Average | 十月 Oct. | 十一月 Nov. | 十二月 Dec. | 平均 Qrly. Average | 總平均 Year's Average | |
|---------------------------------------|------------|------------|------------|------------|------------|------------------------|-------------|-----------|------------|------------------------|------------|------------|-------------|------------------------|------------|-------------|-------------|------------------------|--------------------------|-----|
| 鮑魚, 大只 (日) Awabi, Dried (Japan) | 擔 Picul | 十二年1923 | | | | | | | | | | | | | | | | | | |
| | | 十三年1924 | 143.000 | ... | 197.000 | 170.099 | 151.000 | 159.333 | ... | 155.168 | 165.000 | ... | ... | 165.000 | 163.000 | ... | 155.125 | 161.562 | 162.932 | |
| | | 十四年1925 | ... | 133.500 | ... | 133.500 | 141.000 | 141.000 | ... | 141.000 | ... | ... | 183.250 | 183.250 | ... | 153.583 | 177.800 | 165.691 | 155.860 | |
| | | 十五年1926 | 178.000 | 174.250 | 174.300 | 175.517 | 193.500 | 189.000 | 180.000 | 187.500 | 169.000 | 178.000 | 171.000 | 172.637 | 165.000 | 174.750 | 176.333 | 172.080 | 176.941 | |
| | | 十六年1927 | ... | ... | 180.000 | 180.000 | ... | 170.000 | 176.000 | 173.000 | ... | 170.000 | 180.333 | 175.166 | 170.833 | 169.937 | 169.750 | 170.173 | 174.585 | |
| | | 十七年1928 | 168.000 | 175.950 | 183.000 | 175.650 | 168.500 | ... | ... | 168.500 | ... | ... | ... | ... | 157.333 | 149.750 | 153.541 | 137.828 | | |
| | | 十八年1929 | 115.000 | 202.000 | 163.000 | 160.000 | 159.000 | ... | ... | 159.000 | 182.000 | 177.833 | 188.000 | 182.611 | 179.500 | ... | 191.000 | 185.250 | 171.715 | |
| | | 十九年1930 | 183.000 | 187.750 | 182.667 | 184.472 | 183.500 | 179.500 | 180.000 | 181.000 | 193.250 | 185.000 | 175.375 | 184.542 | 173.500 | 176.667 | 201.667 | 183.945 | 183.490 | |
| | | 二十年1931 | 261.000 | 235.000 | 299.750 | 265.250 | 242.250 | ... | ... | 242.250 | ... | ... | ... | ... | ... | ... | ... | ... | ... | ... |
| | | 廿一年1932 | | | | | | | | | | | | | | | | | | |

日本大只鮑魚在滬之躉售市價
PRICE OF JAPANESE DRIED AWABI
民國十三年至二十年
1924 - 1931



水產品 FISHERY & SEA PRODUCTS.

躉售市價 (單位兩)—Wholesale Price (Shanghai Tls.)

| 名稱 Name | 單位 Unit | 年份 Year | 一月 Jan. | 二月 Feb. | 三月 March | 平均 Qrly. Average | 四月 April | 五月 May | 六月 June | 平均 Qrly. Average | 七月 July | 八月 Aug. | 九月 Sept. | 平均 Qrly. Average | 十月 Oct. | 十一月 Nov. | 十二月 Dec. | 平均 Qrly. Average | 總平均 Year's Average | |
|---|------------|------------|------------|------------|-------------|------------------------|-------------|-----------|------------|------------------------|------------|------------|-------------|------------------------|------------|-------------|-------------|------------------------|--------------------------|--|
| 蝦米, 元東 (日) Shrimps, Dried (Japan) | 擔 Picul | 十二年1923 | | | | | | | | | 61.800 | 57.120 | ... | 59.460 | 55.337 | 61.063 | 54.956 | 57.119 | | |
| | | 十三年1924 | 55.000 | 53.325 | 60.000 | 56.108 | 56.633 | 57.616 | 56.250 | 56.833 | 61.300 | 61.600 | 59.600 | 60.833 | 62.900 | 58.750 | 59.375 | 60.342 | 58.529 | |
| | | 十四年1925 | 57.000 | ... | 62.267 | 59.633 | ... | 63.500 | ... | 63.500 | 64.092 | 48.133 | ... | 56.112 | 46.389 | ... | 62.547 | 54.468 | 58.428 | |
| | | 十五年1926 | ... | 63.872 | 64.449 | 64.160 | 64.466 | 66.433 | 68.981 | 66.627 | 62.275 | 69.450 | 69.212 | 66.979 | 74.586 | 73.848 | 71.060 | 73.165 | 67.733 | |
| | | 十六年1927 | 62.500 | 89.247 | 87.947 | 79.898 | 85.250 | 77.431 | 80.351 | 81.011 | ... | 86.925 | 78.589 | 82.757 | 77.475 | 77.580 | 72.334 | 75.796 | 79.866 | |
| | | 十七年1928 | 72.505 | 75.050 | 71.743 | 73.101 | 67.788 | 71.325 | ... | 69.556 | | | | | 82.500 | 66.454 | 67.808 | 72.254 | | |
| | | 十八年1929 | 68.597 | 70.137 | 69.821 | 69.518 | 64.800 | 65.789 | 66.270 | 65.620 | 69.328 | 73.000 | 75.310 | 72.546 | 76.763 | 78.075 | 75.860 | 76.899 | 71.146 | |
| | | 十九年1930 | 73.250 | 74.463 | 72.000 | 73.238 | 74.960 | 78.988 | 83.194 | 79.047 | 83.970 | 83.853 | 85.772 | 84.532 | 98.542 | 107.356 | 106.652 | 104.183 | 85.250 | |
| | | 二十年1931 | 106.063 | 112.075 | 105.122 | 107.753 | 94.626 | 100.850 | 101.513 | 98.996 | 105.833 | ... | ... | 105.833 | | | | | | |
| | | 廿一年1932 | | | | | | | | | | | | | | | | | | |

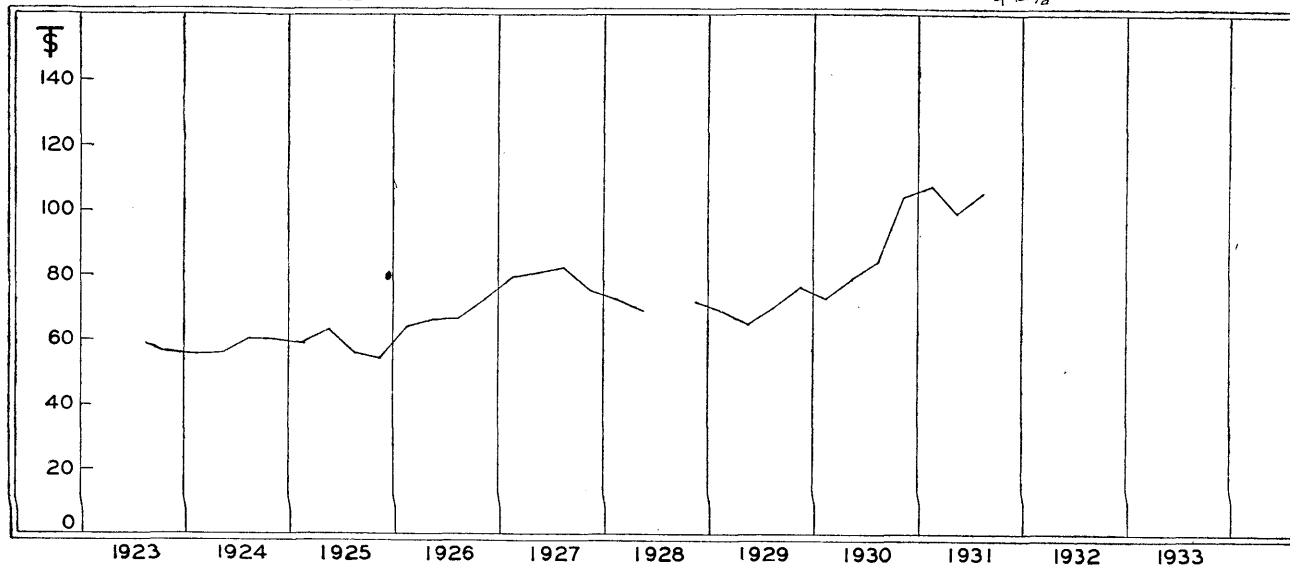
日本元東蝦米在港之躉售市價
PRICE OF JAPANESE DRIED SHRIMPS

民國十二年至二十年

1923 - 1931

UNIT - PICUL

單位擔

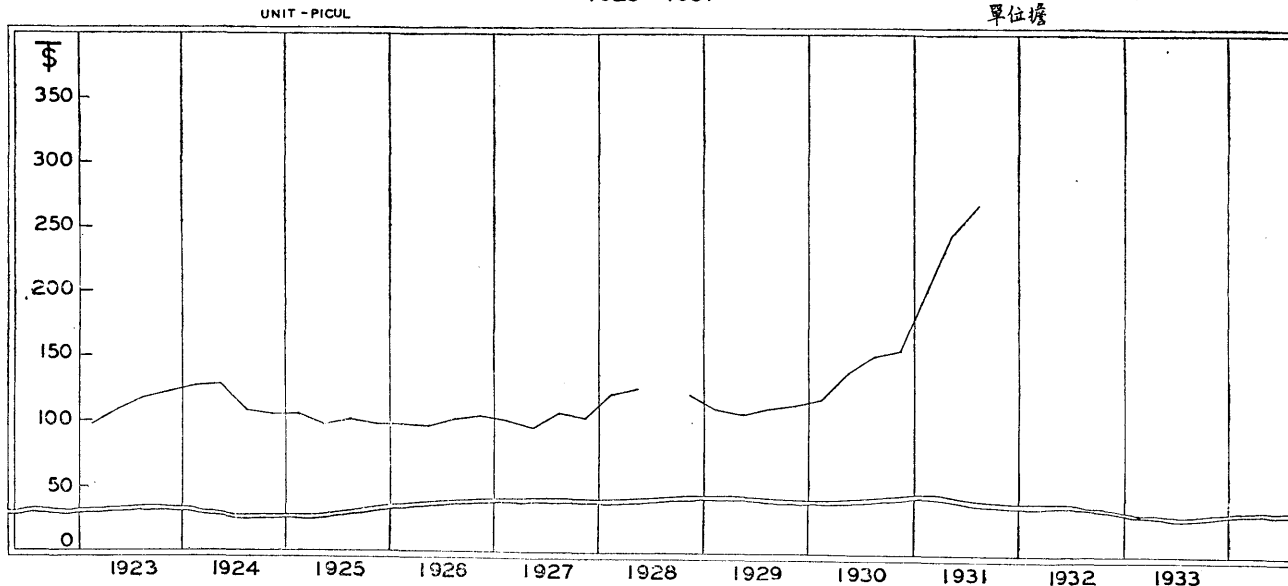


水產品 FISHERY & SEA PRODUCTS.

躉售市價(單位兩)—Wholesale Price (Shanghai Tls.)

| 名稱 Name | 單位 Unit | 年份 Year | 一月 Jan. | 二月 Feb. | 三月 March | 平均 Qrly. Average | 四月 April | 五月 May | 六月 June | 平均 Qrly. Average | 七月 July | 八月 Aug. | 九月 Sept. | 平均 Qrly. Average | 十月 Oct. | 十一月 Nov. | 十二月 Dec. | 平均 Qrly. Average | 總平均 Year's Average | |
|---|------------|------------|------------|------------|-------------|------------------------|-------------|-----------|------------|------------------------|------------|------------|-------------|------------------------|------------|-------------|-------------|------------------------|--------------------------|-----|
| 干貝, 扇館, 大粒 (日) Comboy, Dried (Japan) | 擔 Picul | 十二年1923 | 89.250 | 103.500 | 105.979 | 99.576 | 105.125 | 110.333 | ... | 107.729 | 116.250 | 117.000 | 116.687 | 116.644 | 117.150 | 120.500 | 126.500 | 121.383 | 111.333 | |
| | | 十三年1924 | 121.500 | 127.000 | 129.000 | 125.833 | 131.333 | 130.667 | 120.000 | 127.333 | 102.000 | 112.667 | ... | 107.333 | 105.000 | 103.000 | ... | 104.000 | 116.125 | |
| | | 十四年1925 | ... | 105.750 | ... | 105.750 | ... | 97.500 | ... | 97.500 | 104.062 | 96.111 | 102.321 | 110.831 | 98.250 | ... | 97.083 | 97.666 | 100.437 | |
| | | 十五年1926 | ... | 99.250 | 97.000 | 98.125 | 100.000 | 97.000 | 92.875 | 96.625 | ... | ... | 103.111 | 103.111 | 108.550 | 107.027 | 101.344 | 105.640 | 100.875 | |
| | | 十六年1927 | 101.500 | 101.000 | 102.000 | 101.500 | 99.250 | ... | 92.875 | 96.062 | 107.000 | ... | 106.380 | 106.690 | 103.500 | 103.952 | 103.450 | 103.634 | 101.972 | |
| | | 十七年1928 | 111.276 | 124.120 | 127.450 | 120.949 | 127.281 | 126.500 | ... | 126.890 | ... | ... | ... | ... | 132.000 | 112.500 | 122.250 | ... | ... | |
| | | 十八年1929 | 109.000 | ... | 112.000 | 110.500 | 107.500 | ... | ... | 107.500 | 107.375 | 110.000 | 117.500 | 111.625 | 115.000 | 115.167 | 113.667 | 114.611 | 111.059 | |
| | | 十九年1930 | 106.250 | 125.000 | 123.500 | 118.250 | ... | 137.000 | 142.000 | 139.500 | ... | 150.167 | 153.700 | 151.934 | 155.500 | 153.667 | 162.500 | 157.222 | 141.727 | |
| | | 二十年1931 | 170.500 | 218.000 | 218.625 | 202.375 | 226.125 | 246.750 | 267.500 | 246.792 | 276.000 | 274.000 | 260.000 | 270.000 | ... | ... | ... | ... | ... | |
| | | 廿一年1932 | ... | ... | ... | ... | ... | ... | ... | ... | ... | ... | ... | ... | ... | ... | ... | ... | ... | ... |

日本大粒扇館干貝在滬之躉售市價
PRICE OF JAPANESE DRIED COMBOY
民國十二年至二十年
1923 - 1931

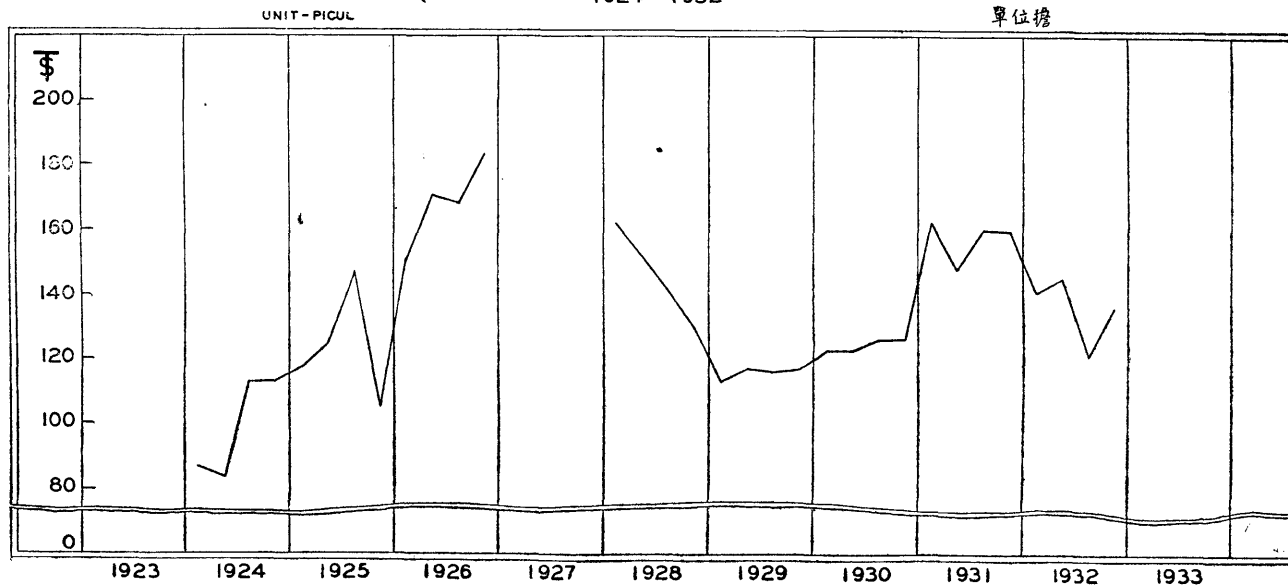


水產品 FISHERY & SEA PRODUCTS.

躉售市價 (單位兩) - Wholesale Price (Shanghai Tls.)

| 名稱 Name | 單位 Unit | 年份 Year | 一月 Jan. | 二月 Feb. | 三月 March | 平均 Qrly. Average | 四月 April | 五月 May | 六月 June | 平均 Qrly. Average | 七月 July | 八月 Aug. | 九月 Sept. | 平均 Qrly. Average | 十月 Oct. | 十一月 Nov. | 十二月 Dec. | 平均 Qrly. Average | 總平均 Year's Average | |
|---|------------|------------|------------|------------|-------------|------------------------|-------------|-----------|------------|------------------------|------------|------------|-------------|------------------------|------------|-------------|-------------|------------------------|--------------------------|--|
| 黑刺參, 梅花參, 大只 (金山) Bicho de Mar, Black, Spiked, Melbourne (Australia) | 擔 Picul | 十二年1923 | | | | | | | | | | | | | | | | | | |
| | | 十三年1924 | 88.000 | ... | 85.000 | 86.500 | 81.250 | 85.800 | ... | 83.525 | ... | 118.000 | 108.000 | 113.000 | ... | 113.000 | ... | 113.000 | 99.006 | |
| | | 十四年1925 | ... | 117.875 | ... | 117.875 | ... | 125.000 | ... | 125.000 | ... | 146.500 | ... | 146.500 | 96.750 | 114.250 | ... | 105.500 | 123.468 | |
| | | 十五年1926 | ... | 144.000 | 156.900 | 150.450 | ... | 162.000 | 179.000 | 170.500 | ... | ... | 168.500 | 168.500 | 184.333 | 182.000 | ... | 183.167 | 168.154 | |
| | | 十六年1927 | | | | | | | | | | | | | | | | | | |
| | | 十七年1928 | 174.000 | 151.000 | ... | 162.500 | ... | 178.000 | 126.250 | 152.125 | ... | 141.500 | ... | 141.500 | 141.750 | 118.500 | ... | 130.125 | 146.562 | |
| | | 十八年1929 | 113.500 | ... | ... | 113.500 | 105.000 | 125.667 | 123.000 | 117.889 | 112.000 | 120.833 | ... | 116.417 | 114.250 | 119.875 | 117.875 | 117.333 | 116.284 | |
| | | 十九年1930 | 125.500 | 130.750 | 114.000 | 123.417 | 121.167 | 121.000 | 128.875 | 123.681 | 132.250 | 122.500 | 125.375 | 126.708 | 132.250 | 115.000 | 133.000 | 126.750 | 125.139 | |
| | | 二十年1931 | 166.500 | ... | 158.917 | 162.709 | 148.083 | ... | ... | 148.083 | 162.000 | 159.500 | 160.167 | 160.556 | 160.000 | ... | ... | 160.000 | 157.837 | |
| | | 廿一年1932 | 146.000 | ... | 137.500 | 141.750 | 158.000 | 136.500 | 144.000 | 146.167 | 126.333 | 125.625 | 113.500 | 121.819 | 135.000 | 137.250 | 136.750 | 136.333 | 136.517 | |

金山大只梅花黑刺參在滬之躉售市價
PRICE OF MELBOURNE BLACK SPIKED BICHO DE MAR
民國十三年至廿一年
1924 - 1932



水產品 FISHERY & SEA PRODUCTS.

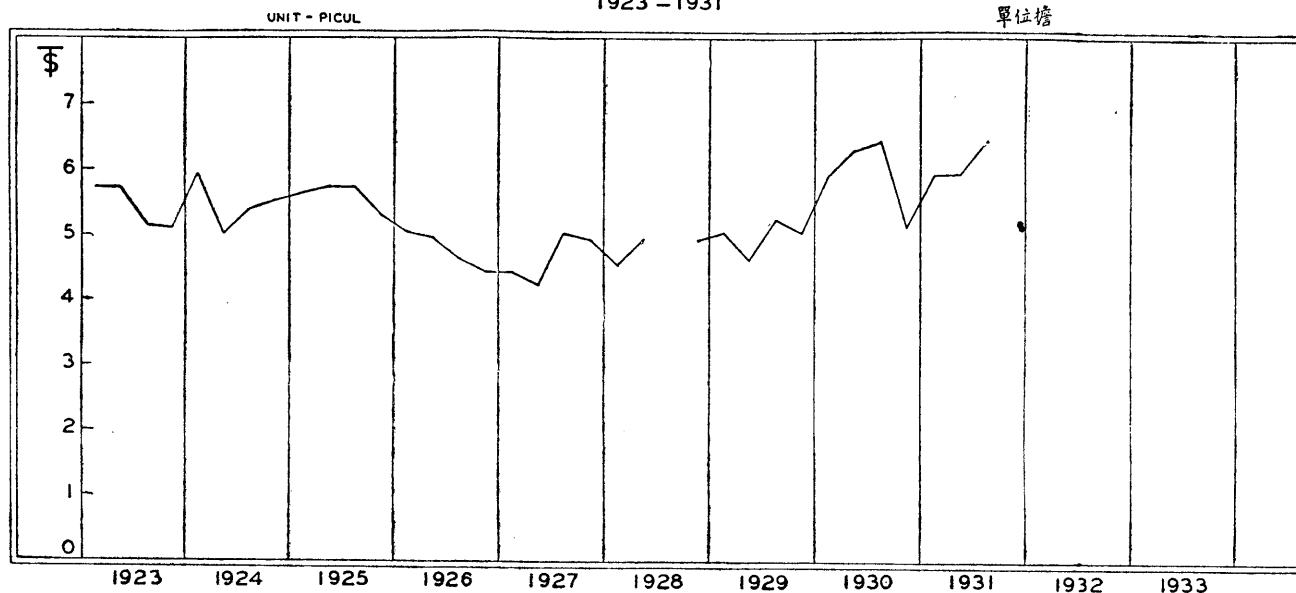
躉售市價 (單位兩) — Wholesale Price (Shanghai Tls.)

| 名稱 Name | 單位 Unit | 年份 Year | 一月 Jan. | 二月 Feb. | 三月 March | 平均 Qrly. Average | 四月 April | 五月 May | 六月 June | 平均 Qrly. Average | 七月 July | 八月 Aug. | 九月 Sept. | 平均 Qrly. Average | 十月 Oct. | 十一月 Nov. | 十二月 Dec. | 平均 Qrly. Average | 總平均 Year's Average | | | | |
|--|------------|------------|------------|------------|-------------|------------------------|-------------|-----------|------------|------------------------|------------|------------|-------------|------------------------|------------|-------------|-------------|------------------------|--------------------------|-------|-------|-------|-------|
| 海帶, 根室 (日) Seaweed, Long (Japan) | 擔 Picul | 十二年1923 | 5.622 | 5.862 | 5.757 | 5.747 | 5.750 | 5.700 | ... | 5.725 | ... | 5.272 | 5.025 | 5.148 | 5.053 | 5.129 | 5.200 | 5.127 | 5.437 | | | | |
| | | 十三年1924 | 5.017 | 4.912 | 4.932 | 4.954 | 4.976 | 4.967 | 5.161 | 5.035 | 5.312 | 5.367 | 5.576 | 5.418 | 5.521 | 5.509 | 5.502 | 5.511 | 5.229 | | | | |
| | | 十四年1925 | 5.525 | 5.670 | 5.758 | 5.651 | 5.837 | 5.642 | ... | 5.739 | 5.760 | 5.725 | 5.747 | 5.744 | 5.567 | 5.287 | 5.137 | 5.330 | 5.616 | | | | |
| | | 十五年1926 | 5.094 | 5.050 | 5.012 | 5.052 | 5.003 | 5.012 | 4.881 | 4.965 | 4.950 | 4.633 | 4.250 | 4.611 | 4.525 | 4.525 | 4.257 | 4.436 | 4.516 | | | | |
| | | 十六年1927 | 4.425 | 4.391 | 4.475 | 4.430 | 4.300 | 4.062 | 4.350 | 4.237 | 4.475 | 5.450 | 5.181 | 5.035 | 5.063 | 4.944 | 4.828 | 4.945 | 4.662 | | | | |
| | | 十七年1928 | 4.700 | 4.550 | 4.450 | 4.567 | 5.200 | 4.850 | 4.825 | 4.958 | ... | 4.700 | 4.575 | 4.638 | 4.496 | 5.490 | 5.834 | 5.273 | 5.604 | 4.854 | 4.729 | 5.062 | 4.760 |
| | | 十八年1929 | 5.200 | ... | 4.933 | 5.067 | ... | 4.700 | 4.575 | 4.638 | 4.496 | 5.490 | 5.834 | 5.273 | 5.604 | 4.854 | 4.729 | 5.062 | 4.760 | 5.062 | 4.760 | | |
| | | 十九年1930 | 5.194 | 6.181 | 6.370 | 5.915 | 6.250 | 6.267 | 6.480 | 6.332 | 6.836 | 6.860 | 5.708 | 6.468 | 5.175 | 5.031 | 5.143 | 5.116 | 5.958 | | | | |
| | | 二十年1931 | 5.571 | 6.056 | 6.219 | 5.949 | 6.042 | 5.917 | 5.910 | 5.956 | 5.971 | 6.533 | 6.950 | 6.485 | | | | | | | | | |
| | | 廿一年1932 | | | | | | | | | | | | | | | | | | | | | |

日本根室海帶在滬之躉售市價
PRICE OF JAPANESE LONG SEAWEED

民國十二年至二十年

1923 - 1931



水產品 FISHERY & SEA PRODUCTS.

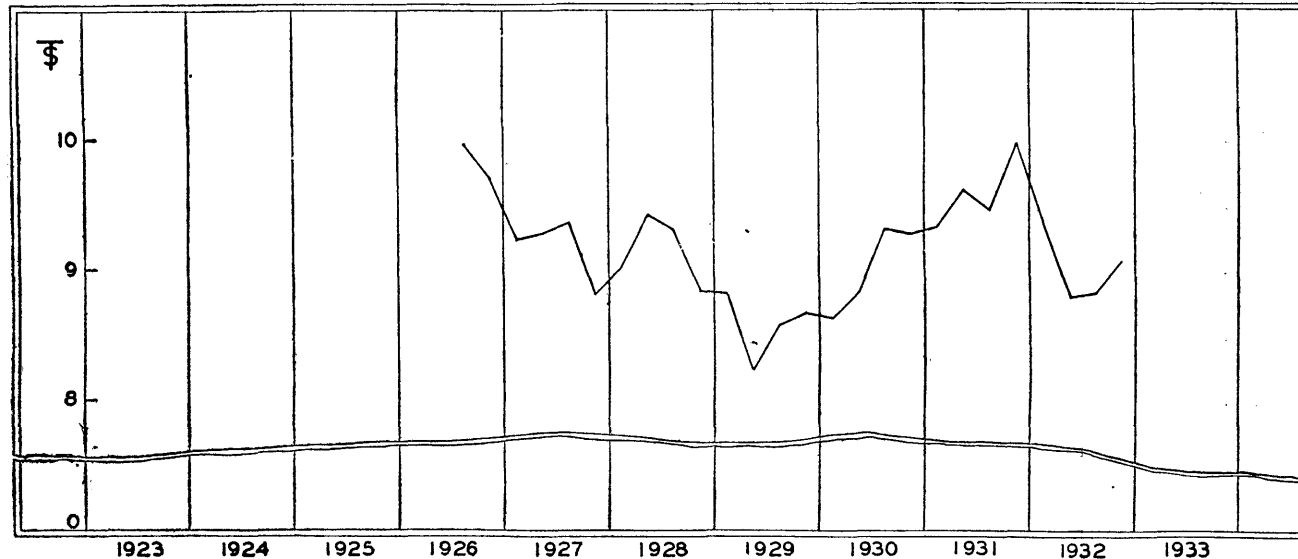
躉售市價 (單位兩)—Wholesale Price (Shanghai Tls.)

| 名 鼎 Name | 單 位 Unit | 年 份 Year | 一 月 Jan. | 二 月 Feb. | 三 月 March | 平 均 Qrly. Average | 四 月 April | 五 月 May | 六 月 June | 平 均 Qrly. Average | 七 月 July | 八 月 Aug. | 九 月 Sept. | 平 均 Qrly. Average | 十 月 Oct. | 十一 月 Nov. | 十二 月 Dec. | 平 均 Qrly. Average | 總 平 均 Year's Average | | |
|--|-------------|-------------|-------------|-------------|--------------|-------------------------|--------------|------------|-------------|-------------------------|-------------|-------------|--------------|-------------------------|-------------|--------------|--------------|-------------------------|----------------------------|--|--|
| 海蜆, 北皮 (烟台) Sea Blubber Chefoo (China) | 擔 Picul | 十二年1923 | | | | | | | | | | | | | | | | | | | |
| | | 十三年1924 | | | | | | | | | | | | | | | | | | | |
| | | 十四年1925 | | | | | | | | | | | | | | | | | | | |
| | | 十五年1926 | | | | | | | | | | 9.693 | 9.693 | 10.196 | 9.861 | 10.469 | 9.490 | 9.176 | 9.712 | | |
| | | 十六年1927 | 9.077 | 9.229 | 9.429 | 9.245 | 9.338 | 9.071 | 9.464 | 9.291 | 9.293 | 9.557 | 9.267 | 9.372 | 9.040 | 8.790 | 8.748 | 8.859 | 9.192 | | |
| | | 十七年1928 | 8.971 | 8.934 | 9.169 | 9.025 | 9.457 | 9.437 | 9.379 | 9.424 | 9.235 | 9.361 | 9.360 | 9.319 | 8.956 | 8.975 | 8.594 | 8.842 | 9.152 | | |
| | | 十八年1929 | 8.469 | 8.186 | 8.191 | 8.282 | 8.184 | 8.195 | 8.307 | 8.229 | 8.467 | 8.616 | 8.635 | 8.573 | 8.646 | 8.669 | 8.681 | 8.665 | 8.437 | | |
| | | 十九年1930 | 8.644 | 8.617 | 8.641 | 8.634 | 8.640 | 8.942 | 9.027 | 8.870 | 9.295 | 9.334 | 9.340 | 9.323 | 9.321 | 9.295 | 9.275 | 9.297 | 9.031 | | |
| | | 二十年1931 | 9.251 | 9.252 | 9.544 | 9.349 | 9.599 | 9.637 | 9.604 | 9.613 | 9.577 | 9.566 | 9.277 | 9.473 | 9.595 | 9.579 | 9.554 | 9.976 | 9.602 | | |
| | | 廿一年1932 | 9.484 | ... | 9.290 | 9.387 | 8.768 | 8.713 | 8.915 | 8.799 | 8.859 | 8.803 | 8.842 | 8.835 | 8.977 | 9.056 | 9.126 | 9.053 | 9.018 | | |

上海烟台北皮海蜆之躉售市價
PRICE OF CHEFOO SEA BLUBBER
民國十五年至廿一年
1926 - 1932

UNIT - PICUL

單位擔

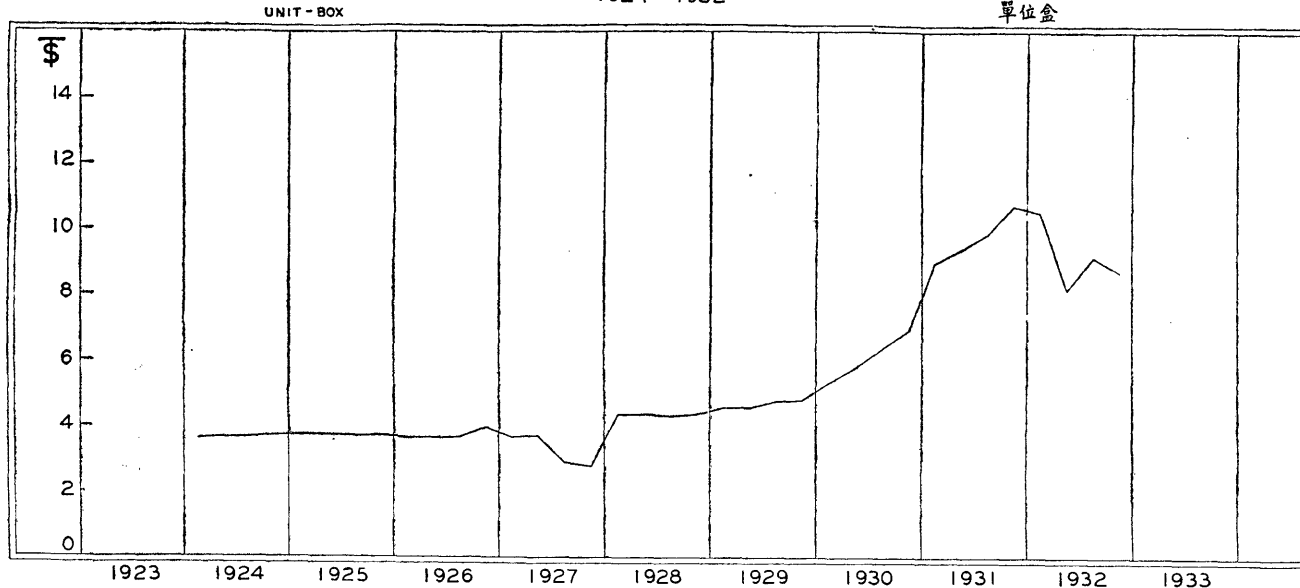


V 菸 草 TOBACCO 雪 茄 煙 CIGARS

躉 售 市 價 (單 位 兩) — Wholesale Price (Shanghai Tls.)

| 名 稱 Name | 單 位 Unit | 年 份 Year | 一 月 Jan. | 二 月 Feb. | 三 月 March | 平 均 Qrly. Average | 四 月 April | 五 月 May | 六 月 June | 平 均 Qrly. Average | 七 月 July | 八 月 Aug. | 九 月 Sept. | 平 均 Qrly. Average | 十 月 Oct. | 十 一 月 Nov. | 十 二 月 Dec. | 平 均 Qrly. Average | 總 平 均 Year's Average | |
|--|---------------------------------|-------------|-------------|-------------|--------------|-------------------------|--------------|------------|-------------|-------------------------|-------------|-------------|--------------|-------------------------|-------------|---------------|---------------|-------------------------|----------------------------|--|
| 雪茄煙, 拍非得四, 軋羅非那廠, (美) Cigars, Perfectos, Golofina Factory (U. S. A.) | 盒 (二十五支) Box (25') | 十二年1923 | | | | | | | | | | | | | | | | | | |
| | | 十三年1924 | 3.647 | 3.635 | 3.618 | 3.633 | 3.699 | 3.701 | 3.664 | 3.688 | 3.617 | 3.719 | 3.779 | 3.705 | 3.786 | 3.738 | 3.780 | 3.768 | 3.672 | |
| | | 十四年1925 | 3.825 | 3.694 | 3.693 | 3.737 | 3.698 | 3.726 | ... | 3.712 | 3.718 | 3.698 | 3.692 | 3.703 | 3.778 | 3.666 | 3.690 | 3.711 | 3.715 | |
| | | 十五年1926 | 3.627 | 3.652 | 3.611 | 3.630 | 3.621 | 3.621 | 3.689 | 3.627 | 3.659 | 3.626 | 3.672 | 3.652 | 4.110 | 3.786 | 4.092 | 3.996 | 3.726 | |
| | | 十六年1927 | 3.660 | 3.605 | 3.625 | 3.630 | 3.650 | 3.660 | 3.786 | 3.699 | 2.904 | 2.896 | 2.751 | 2.850 | 2.770 | 2.820 | 2.697 | 2.762 | 3.235 | |
| | | 十七年1928 | 4.341 | 4.323 | 4.332 | 4.332 | 4.401 | 4.355 | 4.329 | 4.362 | 4.329 | 4.321 | 4.248 | 4.299 | 4.262 | 4.343 | 4.405 | 4.337 | 4.333 | |
| | | 十八年1929 | 4.306 | 4.668 | 4.670 | 4.548 | 4.666 | 4.673 | 4.297 | 4.545 | 4.664 | 4.667 | 4.821 | 4.717 | 4.683 | 4.840 | 4.847 | 4.790 | 4.650 | |
| | | 十九年1930 | 5.042 | 5.386 | 5.401 | 5.276 | 5.400 | 5.769 | 6.089 | 5.753 | 6.173 | 6.198 | 6.567 | 6.313 | 6.554 | 6.536 | 7.608 | 6.899 | 6.060 | |
| | | 二十年1931 | 8.853 | 9.035 | 9.038 | 8.975 | 9.454 | 9.309 | 9.386 | 9.383 | 9.794 | 9.783 | 9.966 | 9.848 | 10.177 | 11.067 | 11.002 | 10.749 | 9.738 | |
| | | 廿一年1932 | 10.778 | ... | 10.306 | 10.542 | 8.132 | 8.222 | 8.010 | 8.121 | 7.959 | 7.909 | 8.117 | 9.995 | 8.240 | 8.313 | 8.378 | 8.310 | 9.242 | |

美國軋羅非那廠廿五支拍非得四牌雪茄在滬之躉售市價
PRICE OF AMERICAN PERFECTOS CIGARS
民國十三年至廿一年
1924 - 1932

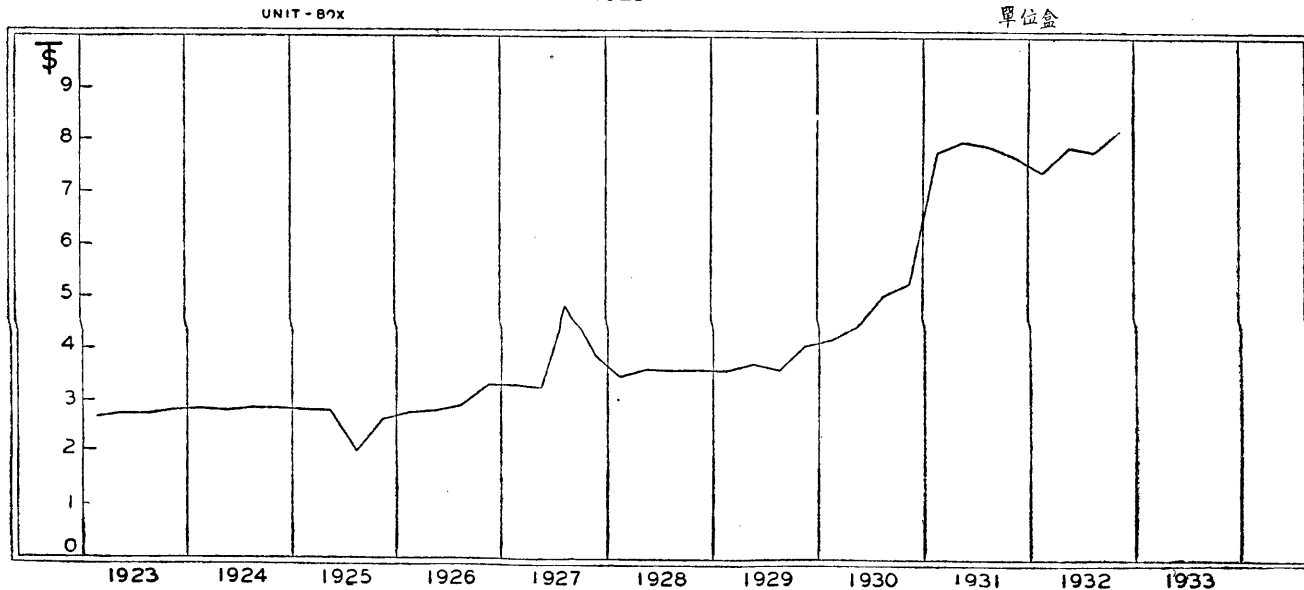


雪茄煙 CIGAR

躉售市價(單位兩)—Wholesale Price (Shanghai Tls.)

| 名稱 Name | 單位 Unit | 年份 Year | 一月 Jan. | 二月 Feb. | 三月 March | 平均 Qrly. Average | 四月 April | 五月 May | 六月 June | 平均 Qrly. Average | 七月 July | 八月 Aug. | 九月 Sept. | 平均 Qrly. Average | 十月 Oct. | 十一月 Nov. | 十二月 Dec. | 平均 Qrly. Average | 總平均 Year's Average |
|---|----------------------------|------------|------------|------------|-------------|------------------------|-------------|-----------|------------|------------------------|------------|------------|-------------|------------------------|------------|-------------|-------------|------------------------|--------------------------|
| 雪茄煙,大號亨白 亨白廠,(小呂宋) Cigars, Excelentes, Alhambra (Manila) | 盒 二十五支, Box (25') | 十二年1923 | 2.573 | 2.675 | 2.741 | 2.663 | 2.769 | 2.757 | 2.708 | 2.745 | 2.741 | 2.686 | 2.701 | 2.709 | 2.716 | 2.812 | 2.784 | 2.771 | 2.772 |
| | | 十三年1924 | 2.786 | 2.799 | 2.794 | 2.793 | 2.766 | 2.768 | 2.703 | 2.746 | 2.908 | 2.932 | 2.980 | 2.940 | 3.058 | 2.822 | 2.826 | 2.902 | 2.845 |
| | | 十四年1925 | 2.795 | 2.825 | 2.824 | 2.815 | 2.828 | 2.812 | ... | 2.820 | 2.078 | 2.066 | 1.948 | 2.031 | 2.634 | 2.701 | 2.750 | 2.695 | 2.590 |
| | | 十五年1926 | 2.755 | 2.775 | 2.774 | 2.768 | 2.832 | 2.796 | 2.761 | 2.796 | 2.834 | 2.836 | 3.096 | 2.922 | 2.956 | 3.566 | 3.348 | 3.290 | 2.944 |
| | | 十六年1927 | 3.587 | 3.172 | 3.190 | 3.316 | 3.212 | 3.294 | 3.349 | 3.285 | 4.937 | 4.959 | 4.344 | 4.747 | 4.155 | 3.882 | 3.645 | 3.894 | 3.811 |
| | | 十七年1928 | 3.636 | 3.422 | 3.429 | 3.496 | 3.616 | 3.666 | 3.607 | 3.630 | 3.943 | 3.600 | 3.528 | 3.590 | 3.611 | 3.619 | 3.611 | 3.614 | 3.583 |
| | | 十八年1929 | 3.588 | 3.590 | 3.664 | 3.614 | 3.769 | 3.738 | 3.652 | 3.720 | 3.623 | 3.662 | 3.741 | 3.676 | 4.107 | 4.082 | 4.123 | 4.104 | 3.779 |
| | | 十九年1930 | 4.250 | 4.219 | 4.213 | 4.227 | 4.104 | 4.327 | 5.015 | 4.482 | 5.156 | 5.104 | 5.108 | 5.123 | 5.097 | 5.083 | 5.797 | 5.326 | 4.789 |
| | | 二十年1931 | 7.769 | 7.879 | 7.808 | 7.819 | 7.926 | 8.031 | 8.076 | 8.011 | 7.981 | 7.972 | 7.828 | 7.927 | 7.851 | 7.620 | 7.672 | 7.714 | 7.842 |
| | | 廿一年1932 | 7.544 | ... | 7.439 | 7.492 | 7.955 | 7.905 | 7.801 | 7.887 | 7.786 | 7.805 | 7.944 | 7.845 | 8.065 | 8.136 | 8.200 | 8.134 | 7.839 |

小呂宋大號亨白牌雪茄在滬之躉售市價
PRICE OF MANILA EXCELENTES ALHAMBRA CIGARS
民國十二年至廿一年
1923-1932

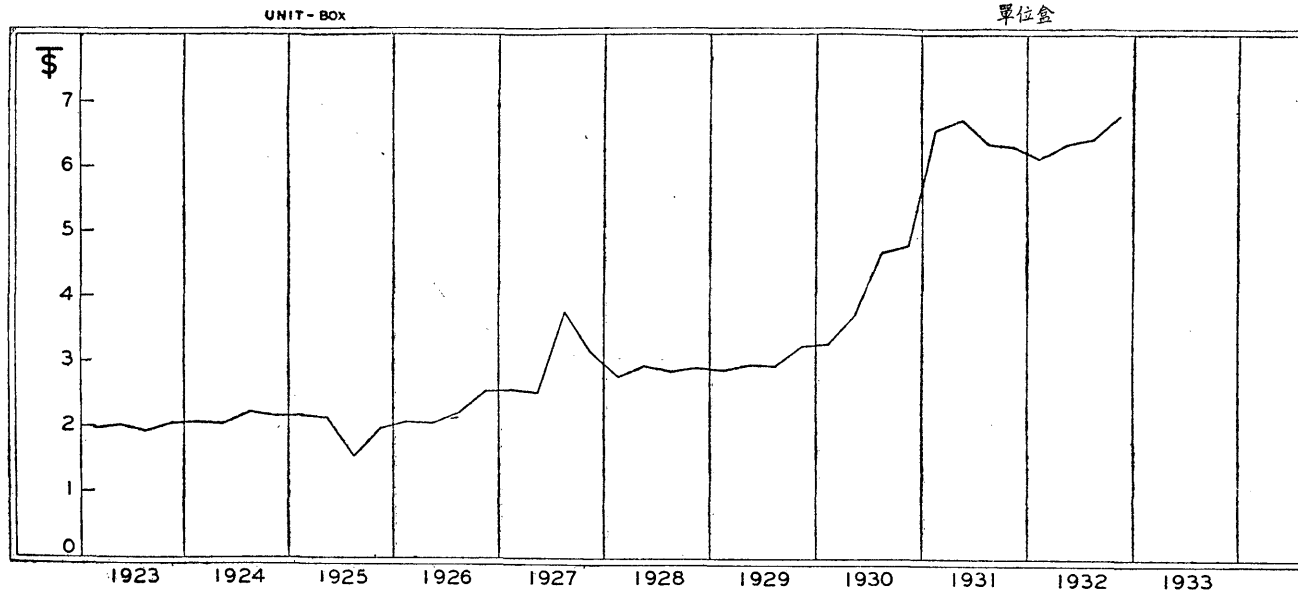


雪茄煙 CIGARS

躉售市價(單位兩)—Wholesale Price (Shanghai Tls.)

| 名稱 Name | 單位 Unit | 年份 Year | 一月 Jan. | 二月 Feb. | 三月 March | 平均 Qrly. Average | 四月 April | 五月 May | 六月 June | 平均 Qrly. Average | 七月 July | 八月 Aug. | 九月 Sept. | 平均 Qrly. Average | 十月 Oct. | 十一月 Nov. | 十二月 Dec. | 平均 Qrly. Average | 總平均 Year's Average |
|---|-----------------------------|------------|------------|------------|-------------|------------------------|-------------|-----------|------------|------------------------|------------|------------|-------------|------------------------|------------|-------------|-------------|------------------------|--------------------------|
| 雪茄煙, 二號亨白, 亨白廠, (小呂宋) Cigars, Especiales, Alhambra (Manila) | 盒 (二十五支) Box (25') | 十二年1923 | 1.843 | 1.947 | 2.175 | 1.988 | 2.032 | 2.065 | 1.992 | 2.030 | 1.749 | 1.992 | 2.007 | 1.916 | 2.029 | 2.086 | 2.085 | 2.067 | 2.000 |
| | | 十三年1924 | 2.084 | 2.082 | 2.077 | 2.081 | 2.083 | 2.121 | 1.992 | 2.065 | 2.199 | 2.217 | 2.253 | 2.223 | 2.330 | 2.126 | 2.129 | 2.195 | 2.141 |
| | | 十四年1925 | 2.096 | 2.101 | 2.100 | 2.099 | 2.103 | 2.155 | ... | 2.129 | 1.567 | 1.577 | 1.520 | 1.555 | 1.925 | 2.011 | 2.062 | 1.999 | 1.946 |
| | | 十五年1926 | 2.083 | 2.112 | 2.088 | 2.094 | 2.079 | 2.079 | 2.055 | 2.071 | 2.117 | 2.118 | 2.376 | 2.204 | 2.271 | 2.839 | 2.530 | 2.547 | 2.229 |
| | | 十六年1927 | 2.855 | 2.415 | 2.465 | 2.573 | 2.445 | 2.489 | 2.639 | 2.524 | 3.848 | 3.801 | 3.548 | 3.732 | 3.426 | 3.150 | 2.916 | 3.164 | 3.000 |
| | | 十七年1928 | 2.930 | 2.702 | 2.744 | 2.792 | 2.983 | 2.976 | 2.886 | 2.948 | 2.992 | 2.779 | 2.884 | 2.885 | 2.889 | 2.895 | 2.925 | 2.903 | 2.882 |
| | | 十八年1929 | 2.871 | 2.872 | 2.946 | 2.896 | 3.015 | 2.983 | 2.936 | 2.978 | 2.870 | 2.944 | 3.022 | 2.945 | 3.170 | 3.251 | 3.291 | 3.237 | 3.014 |
| | | 十九年1930 | 3.241 | 3.267 | 3.312 | 3.273 | 3.168 | 3.461 | 4.585 | 3.738 | 4.648 | 4.740 | 4.634 | 4.674 | 4.660 | 4.611 | 5.072 | 4.781 | 4.117 |
| | | 二十年1931 | 6.504 | 6.650 | 6.507 | 6.554 | 6.545 | 6.753 | 6.912 | 6.737 | 6.257 | 6.341 | 6.523 | 6.374 | 6.542 | 6.205 | 6.225 | 6.324 | 6.497 |
| | | 廿一年1932 | 6.107 | ... | 6.097 | 6.102 | 6.435 | 6.324 | 2.269 | 6.343 | 6.298 | 6.361 | 6.563 | 6.407 | 6.803 | 6.721 | 6.774 | 6.766 | 6.404 |

小呂宋二號亨白牌雪茄在滬之躉售市價
PRICE OF MANILA ESPECIALES ALHAMBRA CIGARS
民國十二年至廿一年
1923 - 1932

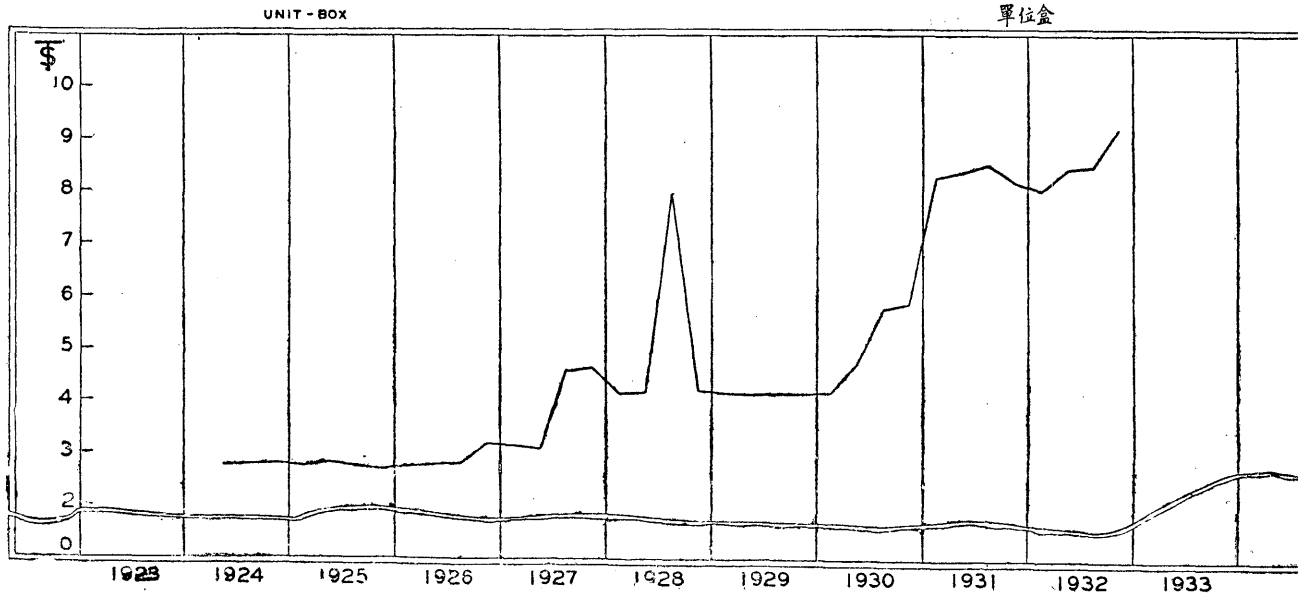


雪茄煙 CIGARS

躉售市價 (單位兩)—Wholesale Price (Shanghai Tls.)

| 名稱 Name | 單位 Unit | 年份 Year | 一月 Jan. | 二月 Feb. | 三月 March | 平均 Qrly. Average | 四月 April | 五月 May | 六月 June | 平均 Qrly. Average | 七月 July | 八月 Aug. | 九月 Sept. | 平均 Qrly. Average | 十月 Oct. | 十一月 Nov. | 十二月 Dec. | 平均 Qrly. Average | 總平均 Year's Average | |
|--|----------------------------|------------|------------|------------|-------------|------------------------|-------------|-----------|------------|------------------------|------------|------------|-------------|------------------------|------------|-------------|-------------|------------------------|--------------------------|--|
| 雪茄煙, 物多利, 老美女廠, (小呂宋) Cigars, N. P. U. Reina Victoria, La Perla Del Orient (Manila) | 盒 (五十支) Box (50') | 十二年1923 | | | | | | | | | | | | | | | | | | |
| | | 十三年1924 | | | | | 2.772 | 2.768 | 2.739 | 2.760 | 2.766 | 2.789 | 2.834 | 2.796 | 2.803 | 2.785 | 2.826 | 2.805 | | |
| | | 十四年1925 | 2.758 | 2.753 | 2.752 | 2.754 | 2.828 | 2.794 | ... | 2.811 | 2.770 | 2.791 | 2.715 | 2.759 | 2.652 | 2.759 | 2.641 | 2.684 | 2.752 | |
| | | 十五年1926 | 2.765 | 2.739 | 2.755 | 2.753 | 2.796 | 2.793 | 2.711 | 2.768 | 2.798 | 2.807 | 2.803 | 2.804 | 3.064 | 3.348 | 3.199 | 3.204 | 2.882 | |
| | | 十六年1927 | 3.331 | 3.064 | 3.045 | 3.147 | 3.102 | 3.074 | 3.167 | 3.114 | 4.574 | 4.507 | 4.706 | 4.596 | 4.884 | 4.761 | 4.283 | 4.643 | 3.875 | |
| | | 十七年1928 | 4.160 | 4.179 | 4.079 | 4.139 | 4.158 | 4.138 | 4.149 | 4.148 | 7.936 | 7.921 | 8.064 | 7.974 | 4.153 | 4.270 | 4.261 | 4.228 | 5.122 | |
| | | 十八年1929 | 4.198 | 4.129 | 4.131 | 4.153 | 4.123 | 4.170 | 4.118 | 4.139 | 4.123 | 4.164 | 4.174 | 4.155 | 4.107 | 4.118 | 4.268 | 4.164 | 4.153 | |
| | | 十九年1930 | 4.142 | 4.237 | 4.249 | 4.209 | 4.218 | 4.327 | 5.630 | 4.745 | 5.810 | 5.761 | 5.765 | 5.779 | 5.753 | 5.737 | 6.159 | 5.883 | 5.154 | |
| | | 二十年1931 | 8.311 | 8.384 | 8.315 | 8.337 | 8.436 | 8.396 | 8.367 | 8.400 | 8.525 | 8.515 | 8.625 | 8.555 | 8.723 | 8.055 | 8.107 | 8.295 | 8.396 | |
| | | 廿一年1932 | 8.047 | ... | 8.129 | 8.088 | 8.485 | 8.432 | 8.358 | 8.425 | 8.305 | 8.252 | 8.930 | 8.512 | 9.117 | 9.193 | 9.447 | 9.254 | 8.570 | |

小呂宋老美女廠物多利牌雪茄在滬之躉售市價
 PRICE OF MANILA REINA VICTORIA CIGARS
 民國十三年至廿一年
 1924 - 1932

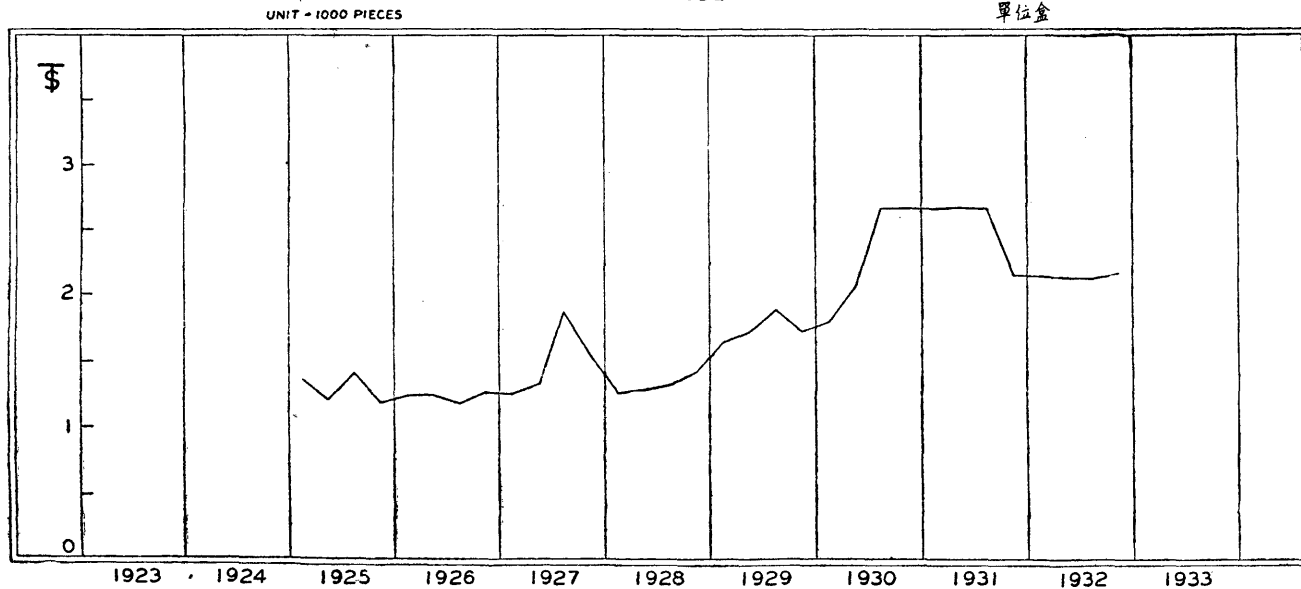


雪茄煙 CIGARS

躉售市價(單位兩)—Wholesale Price (Shanghai Tls.)

| 名稱 Name | 單位 Unit | 年份 Year | 一月 Jan. | 二月 Feb. | 三月 March | 平均 Qrly. Average | 四月 April | 五月 May | 六月 June | 平均 Qrly. Average | 七月 July | 八月 Aug. | 九月 Sept. | 平均 Qrly. Average | 十月 Oct. | 十一月 Nov. | 十二月 Dec. | 平均 Qrly. Average | 總平均 Year's Average | | |
|--|----------------------------|------------|------------|------------|-------------|------------------------|-------------|-----------|------------|------------------------|------------|------------|-------------|------------------------|------------|-------------|-------------|------------------------|--------------------------|-------|--|
| 雪茄煙, 海力夫, 福和金美, Cigars, High Life, Flor de Ancoras (China) | 盒 (五十支) Box (50') | 十二年1923 | | | | | | | | | | | | | | | | | | | |
| | | 十三年1924 | | | | | | | | | | | | | | | | | | | |
| | | 十四年1925 | 1.471 | 1.449 | 1.195 | 1.372 | 1.175 | 1.206 | ... | 1.201 | 1.203 | 1.196 | 1.837 | 1.421 | 1.194 | 1.193 | 1.196 | 1.194 | 1.295 | | |
| | | 十五年1926 | 1.256 | 1.252 | 1.250 | 1.253 | 1.255 | 1.253 | 1.250 | 1.253 | 1.185 | 1.185 | 1.185 | 1.185 | 1.227 | 1.277 | 1.295 | 1.266 | 1.239 | | |
| | | 十六年1927 | ... | 1.262 | 1.269 | 1.265 | 1.277 | 1.318 | 1.383 | 1.326 | 1.742 | 1.882 | 2.063 | 1.896 | 2.078 | 1.282 | 1.276 | 1.545 | 1.508 | | |
| | | 十七年1928 | 1.266 | 1.261 | 1.263 | 1.263 | 1.309 | 1.270 | 1.299 | 1.293 | 1.281 | 1.363 | 1.339 | 1.329 | 1.372 | 1.448 | 1.444 | 1.421 | 1.327 | | |
| | | 十八年1929 | 2.507 | 1.723 | 1.724 | 1.651 | 1.723 | 1.725 | 1.719 | 1.722 | 1.794 | 1.975 | 1.943 | 1.904 | 1.765 | 1.734 | 1.736 | 1.745 | 1.756 | | |
| | | 十九年1930 | 1.801 | 1.831 | 1.800 | 1.811 | 1.782 | 1.659 | 2.794 | 2.087 | 2.687 | 2.698 | 2.700 | 2.695 | 2.695 | 2.694 | 1.687 | 2.681 | 2.687 | 2.320 | |
| | | 二十年1931 | 2.674 | 2.674 | 2.675 | 2.674 | 2.691 | 2.701 | 2.692 | 2.695 | 2.684 | 2.681 | 2.682 | 2.682 | 2.181 | 2.177 | 2.171 | 2.176 | 2.557 | | |
| | | 廿一年1932 | 2.156 | ... | 2.177 | 2.167 | 2.192 | 2.108 | 2.159 | 2.153 | 2.146 | 2.132 | 2.141 | 2.140 | 2.174 | 2.193 | 2.210 | 2.192 | 2.163 | | |

上海海力夫牌雪茄之躉售市價
PRICE OF CHINESE HIGH LIFE CIGARS
民國十六年至廿一年
1925 - 1932

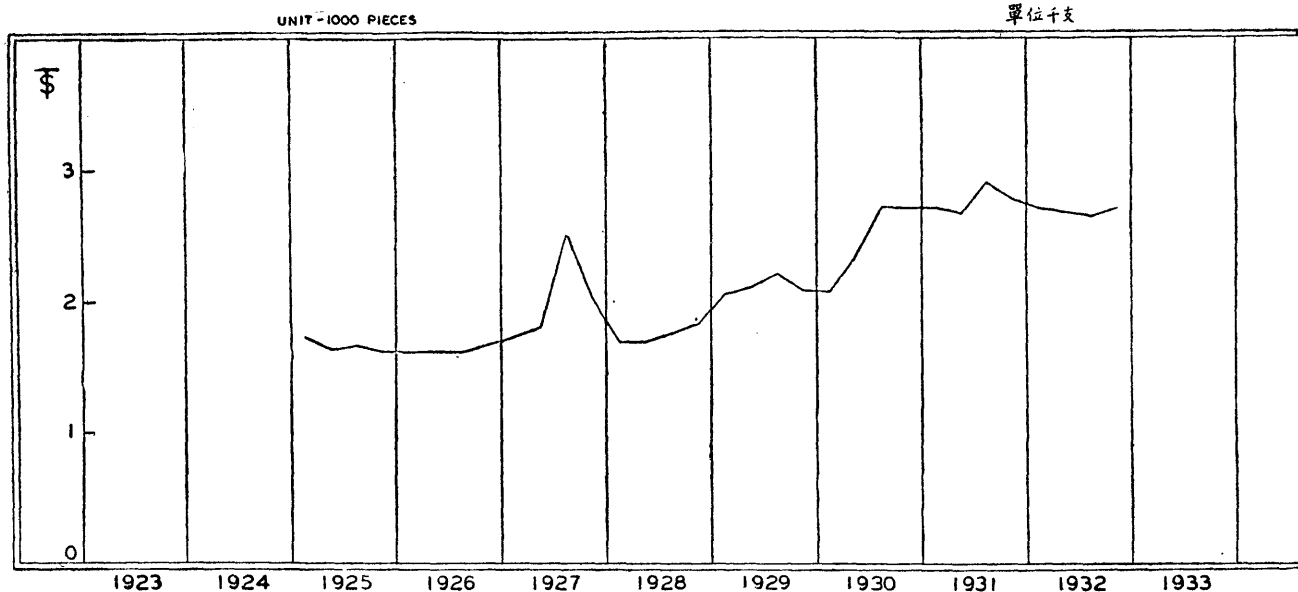


雪茄煙 CIGARS

躉售市價(單位兩)—Wholesale Price (Shanghai Tls.)

| 名稱 Name | 單位 Unit | 年份 Year | 一月 Jan. | 二月 Feb. | 三月 March | 平均 Qrly. Average | 四月 April | 五月 May | 六月 June | 平均 Qrly. Average | 七月 July | 八月 Aug. | 九月 Sept. | 平均 Qrly. Average | 十月 Oct. | 十一月 Nov. | 十二月 Dec. | 平均 Qrly. Average | 總平均 Year's Average | | |
|--|----------------------------|------------|------------|------------|-------------|------------------------|-------------|-----------|------------|------------------------|------------|------------|-------------|------------------------|------------|-------------|-------------|------------------------|--------------------------|--|--|
| 雪茄煙, 物多利, 福和金美, Cigars, N. P. U. Reina Victoria, Flor de Ancoras (China) | 盒 (五十支) Box (50') | 十二年1923 | | | | | | | | | | | | | | | | | | | |
| | | 十三年1924 | | | | | | | | | | | | | | | | | | | |
| | | 十四年1925 | 1.802 | 1.775 | 1.629 | 1.735 | 1.631 | 1.645 | ... | 1.638 | 1.640 | 1.631 | 1.713 | 1.661 | 1.595 | 1.649 | 1.649 | 1.631 | 1.666 | | |
| | | 十五年1926 | 1.615 | 1.610 | 1.608 | 1.611 | 1.613 | 1.611 | 1.608 | 1.611 | 1.615 | 1.615 | 1.615 | 1.615 | 1.624 | 1.679 | 1.702 | 1.668 | 1.626 | | |
| | | 十六年1927 | ... | 1.730 | 1.740 | 1.735 | 1.825 | 1.757 | 1.820 | 1.801 | 2.359 | 2.462 | 2.715 | 2.512 | 2.770 | 1.685 | 1.640 | 2.032 | 2.020 | | |
| | | 十七年1928 | 1.664 | 1.675 | 1.733 | 1.691 | 1.746 | 1.669 | 1.677 | 1.697 | 1.695 | 1.800 | 1.782 | 1.759 | 1.733 | 1.882 | 1.878 | 1.831 | 1.745 | | |
| | | 十八年1929 | 2.009 | 2.082 | 2.084 | 2.058 | 2.082 | 2.142 | 2.077 | 2.100 | 2.153 | 2.262 | 2.231 | 2.215 | 2.053 | 2.023 | 2.170 | 2.082 | 2.114 | | |
| | | 十九年1930 | 1.981 | 2.154 | 2.088 | 2.074 | 2.160 | 2.163 | 2.687 | 2.337 | 2.687 | 2.735 | 2.736 | 2.719 | 2.694 | 2.723 | 2.717 | 2.711 | 2.460 | | |
| | | 二十年1931 | 2.710 | 2.711 | 2.711 | 2.711 | 2.691 | 2.628 | 2.692 | 2.670 | 2.902 | 2.899 | 2.899 | 2.900 | 2.908 | 2.721 | 2.714 | 2.781 | 2.765 | | |
| | | 廿一年1932 | 2.694 | ... | 2.722 | 2.708 | 2.722 | 2.635 | 2.682 | 2.680 | 2.665 | 2.648 | 2.660 | 2.658 | 2.700 | 2.724 | 2.745 | 2.723 | 2.692 | | |

上海物多利牌雪茄之躉售市價
PRICE OF CHINESE REINA VICTORIA CIGARS
民國十四年至廿一年
1925 - 1932

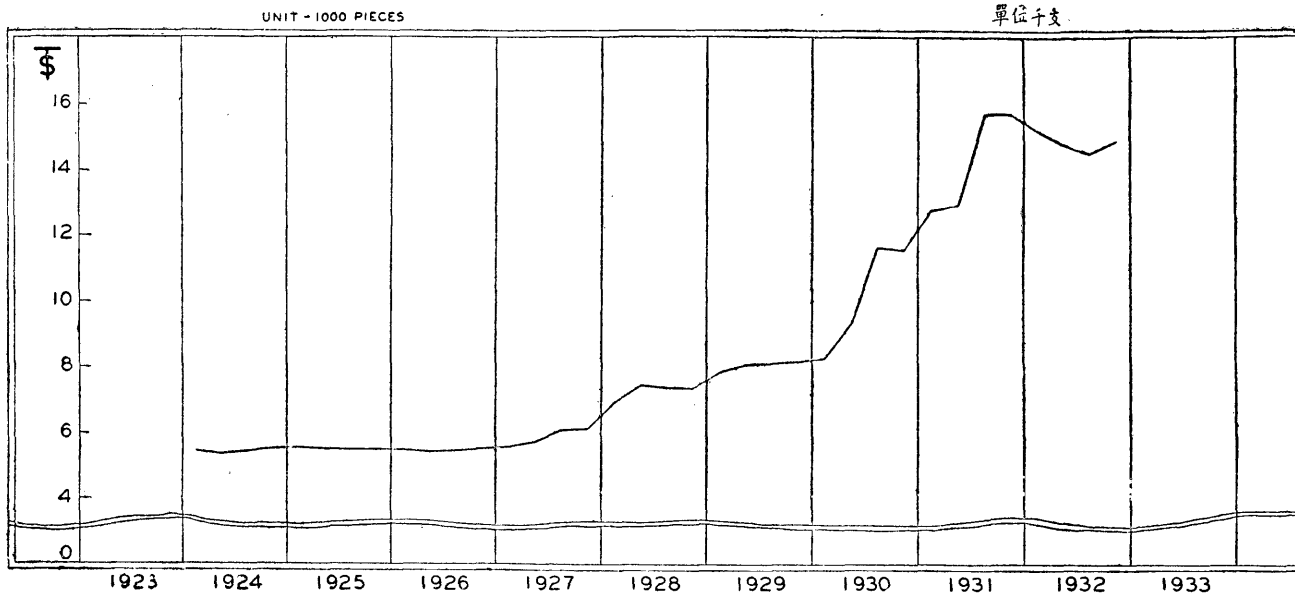


紙 菸 CIGARETTES

躉售市價 (單位兩)—Wholesale Price (Shanghai Tls.)

| 名稱 Name | 單位 Unit | 年份 Year | 一月 Jan. | 二月 Feb. | 三月 March | 平均 Qrly. Average | 四月 April | 五月 May | 六月 June | 平均 Qrly. Average | 七月 July | 八月 Aug. | 九月 Sept. | 平均 Qrly. Average | 十月 Oct. | 十一月 Nov. | 十二月 Dec. | 平均 Qrly. Average | 總平均 Year's Average | |
|--|-----------------------|------------|------------|------------|-------------|------------------------|-------------|-----------|------------|------------------------|------------|------------|-------------|------------------------|------------|-------------|-------------|------------------------|--------------------------|--|
| 紙菸, 吉士牌, 大美公司, (美) Cigarettes, Chesterfield Liggett & Myers (U. S. A.) | 千支 1,000 Pieces | 十二年1923 | | | | | | | | | | | | | | | | | | |
| | | 十三年1924 | 5.426 | 5.420 | 5.409 | 5.418 | 5.424 | 5.393 | 5.371 | 5.396 | 5.355 | 5.400 | 5.488 | 5.414 | 5.496 | 5.534 | 5.545 | 5.525 | 5.438 | |
| | | 十四年1925 | 5.700 | 5.433 | 5.467 | 5.533 | 5.474 | 5.531 | ... | 5.502 | 5.504 | 5.474 | 5.466 | 5.481 | 5.486 | 5.481 | 5.463 | 5.477 | 5.493 | |
| | | 十五年1926 | 5.423 | 5.407 | 5.389 | 5.406 | 5.421 | 5.406 | 5.373 | 5.400 | 5.413 | 5.457 | 5.436 | 5.435 | 5.443 | 5.496 | 5.617 | 5.519 | 5.440 | |
| | | 十六年1927 | 5.527 | 5.443 | 5.655 | 5.542 | 5.694 | 5.710 | 5.678 | 5.694 | 6.018 | 6.002 | 6.002 | 6.007 | 6.043 | 6.072 | 6.043 | 6.053 | 5.824 | |
| | | 十七年1928 | 5.998 | 7.324 | 7.339 | 6.887 | 7.395 | 7.379 | 7.453 | 7.409 | 7.431 | 7.320 | 7.319 | 7.357 | 7.342 | 7.357 | 7.341 | 7.347 | 7.250 | |
| | | 十八年1929 | 7.295 | 8.093 | 8.097 | 7.823 | 8.091 | 8.102 | 8.070 | 8.088 | 8.086 | 8.092 | 8.110 | 8.096 | 8.120 | 8.141 | 8.153 | 8.138 | 8.038 | |
| | | 十九年1930 | 8.118 | 8.258 | 8.281 | 8.219 | 8.280 | 8.293 | 11.427 | 9.333 | 11.583 | 11.631 | 11.639 | 11.618 | 11.615 | 11.583 | 11.557 | 11.585 | 10.189 | |
| | | 二十年1931 | 12.792 | 12.794 | 12.797 | 12.794 | 12.871 | 12.923 | 12.879 | 12.891 | 15.671 | 15.654 | 15.656 | 15.660 | 15.701 | 15.675 | 15.634 | 15.670 | 14.254 | |
| | | 廿一年1932 | 15.060 | ... | 15.213 | 15.137 | 14.821 | 14.729 | 14.599 | 14.716 | 14.506 | 14.391 | 14.479 | 14.459 | 14.692 | 14.822 | 14.937 | 14.817 | 12.032 | |

美國大美公司吉士牌香煙在滬之躉售市價
PRICE OF AMERICAN CHESTERFIELD CIGARETTES
民國十三年至廿一年
1924 - 1932

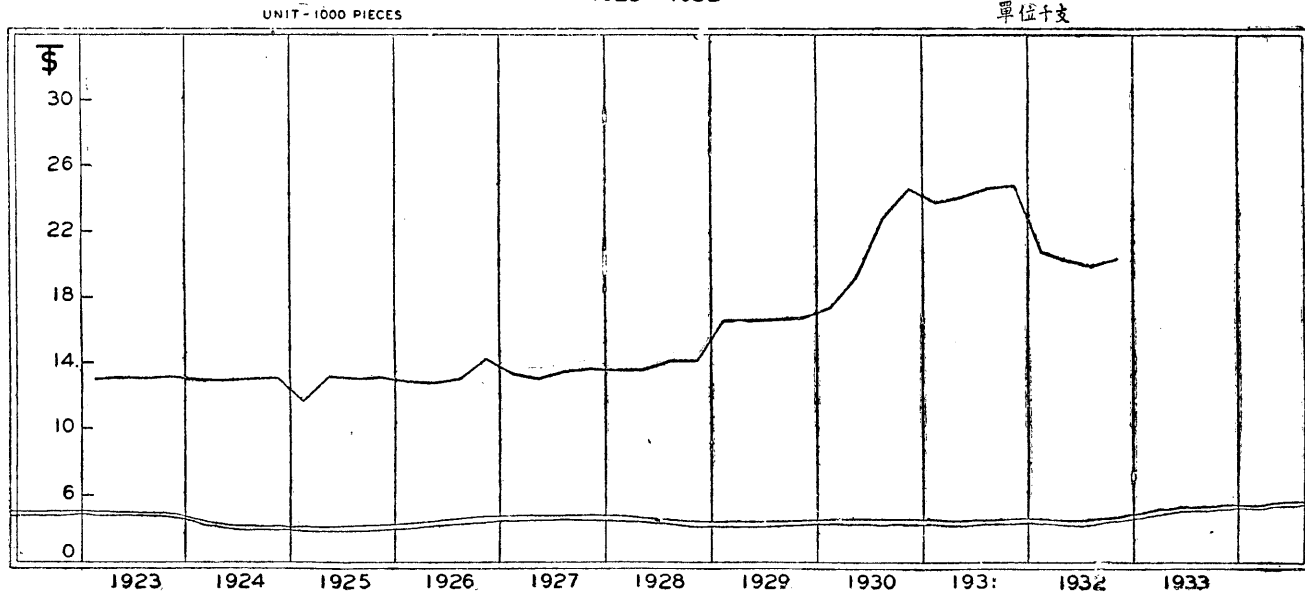


紙 菸 CIGARETTES

躉售市價 (單位兩)—Wholesale Price (Shanghai Tls.)

| 名稱 Name | 單位 Unit | 年份 Year | 一月 Jan. | 二月 Feb. | 三月 March | 平均 Qrly. Average | 四月 April | 五月 May | 六月 June | 平均 Qrly. Average | 七月 July | 八月 Aug. | 九月 Sept. | 平均 Qrly. Average | 十月 Oct. | 十一月 Nov. | 十二月 Dec. | 平均 Qrly. Average | 總平均 Year's Average |
|---|-----------------------|------------|------------|------------|-------------|------------------------|-------------|-----------|------------|------------------------|------------|------------|-------------|------------------------|------------|-------------|-------------|------------------------|--------------------------|
| 紙菸, 茄力克, 英美烟公司, (英) Cigarettes, Garrick, B. A. T. (Great Britain) | 千支 1,000 Pieces | 十二年1923 | 13.012 | 12.980 | 12.963 | 12.985 | 12.997 | 13.019 | 12.944 | 12.987 | 12.970 | 12.969 | 12.998 | 12.979 | 12.985 | 13.061 | 12.983 | 13.010 | 12.990 |
| | | 十三年1924 | 12.937 | 12.923 | 12.897 | 12.919 | 12.931 | 12.944 | 12.805 | 12.893 | 12.767 | 12.874 | 13.082 | 12.908 | 13.104 | 13.194 | 13.212 | 13.170 | 12.974 |
| | | 十四年1925 | 13.039 | 13.034 | 13.104 | 11.763 | 13.050 | 13.187 | ... | 13.118 | 13.122 | 13.050 | 13.032 | 13.068 | 13.079 | 13.068 | 13.025 | 13.057 | 12.752 |
| | | 十五年1926 | 12.929 | 12.890 | 12.848 | 12.889 | 12.924 | 12.888 | 12.834 | 12.882 | 12.906 | 12.924 | 13.320 | 13.050 | 14.132 | 14.269 | 14.582 | 14.328 | 13.287 |
| | | 十六年1927 | 14.347 | 12.978 | 12.977 | 13.434 | 13.140 | 13.176 | 13.104 | 13.140 | 13.721 | 13.684 | 13.684 | 13.696 | 13.778 | 13.844 | 13.778 | 13.800 | 13.518 |
| | | 十七年1928 | 13.674 | 13.617 | 13.646 | 13.646 | 13.750 | 13.719 | 13.636 | 13.702 | 14.127 | 14.099 | 14.098 | 14.108 | 14.143 | 14.172 | 14.141 | 14.152 | 13.902 |
| | | 十八年1929 | 16.780 | 16.789 | 16.798 | 16.789 | 16.785 | 16.808 | 16.742 | 16.778 | 16.775 | 16.787 | 16.824 | 16.795 | 16.845 | 16.890 | 16.913 | 16.883 | 16.811 |
| | | 十九年1930 | 16.841 | 17.708 | 17.758 | 17.436 | 17.750 | 17.782 | 22.352 | 19.296 | 22.657 | 22.751 | 22.767 | 22.725 | 24.759 | 24.691 | 24.636 | 24.695 | 21.038 |
| | | 二十年1931 | 23.849 | 23.852 | 23.859 | 23.853 | 23.998 | 24.093 | 24.011 | 24.036 | 25.102 | 25.075 | 24.643 | 24.940 | 24.715 | 25.124 | 25.043 | 24.961 | 24.447 |
| | | 廿一年1932 | 20.851 | ... | 21.063 | 20.957 | 20.520 | 20.392 | 20.212 | 20.375 | 20.085 | 19.957 | 20.047 | 20.030 | 20.352 | 20.532 | 20.691 | 20.525 | 20.472 |

英美煙公司茄力克牌香煙在滬之躉售市價
PRICE OF BRITISH GARRICK CIGARETTES
民國十二年至廿一年
1923 - 1932

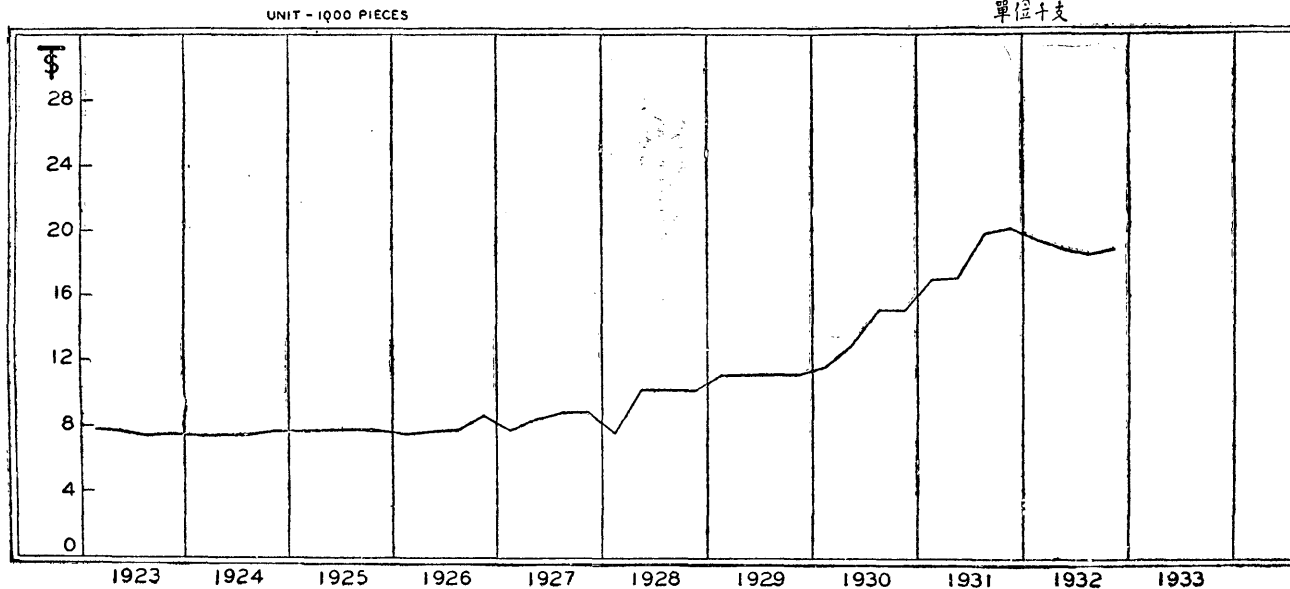


紙 菸 CIGARETTES

躉售市價 (單位兩) — Wholesale Price (Shanghai Tls.)

| 名稱 Name | 單位 Unit | 年份 Year | 一月 Jan. | 二月 Feb. | 三月 March | 平均 Qrly. Average | 四月 April | 五月 May | 六月 June | 平均 Qrly. Average | 七月 July | 八月 Aug. | 九月 Sept. | 平均 Qrly. Average | 十月 Oct. | 十一月 Nov. | 十二月 Dec. | 平均 Qrly. Average | 總平均 Year's Average |
|---|-----------------------|------------|------------|------------|-------------|------------------------|-------------|-----------|------------|------------------------|------------|------------|-------------|------------------------|------------|-------------|-------------|------------------------|--------------------------|
| 紙菸, 三炮台, 英美烟公司, (英) Cigarettes, 3 Castles, B. A. T. (Great Britain) | 千支 1,000 Pieces | 十二年1923 | 7.807 | 7.788 | 7.778 | 7.791 | 7.798 | 7.811 | 7.764 | 7.791 | 7.782 | 7.781 | 7.799 | 7.787 | 7.791 | 7.837 | 7.790 | 7.806 | 7.794 |
| | | 十三年1924 | 7.752 | 7.728 | 7.738 | 7.739 | 7.758 | 7.766 | 7.683 | 7.736 | 7.660 | 7.724 | 7.849 | 7.744 | 7.862 | 7.696 | 7.927 | 7.823 | 7.762 |
| | | 十四年1925 | 7.923 | 7.606 | 7.820 | 7.783 | 7.830 | 7.912 | ... | 7.871 | 7.873 | 7.860 | 7.747 | 7.827 | 7.847 | 7.841 | 7.815 | 7.834 | 7.829 |
| | | 十五年1926 | 7.758 | 7.340 | 7.709 | 7.602 | 7.754 | 7.733 | 7.700 | 7.729 | 7.744 | 7.754 | 8.100 | 7.866 | 9.373 | 9.464 | 9.672 | 9.503 | 8.175 |
| | | 十六年1927 | 9.516 | 8.940 | 8.410 | 8.955 | 8.468 | 8.476 | 8.445 | 8.463 | 8.843 | 8.818 | 8.818 | 8.826 | 8.879 | 8.922 | 8.879 | 8.893 | 8.784 |
| | | 十七年1928 | 8.812 | 10.202 | 10.223 | 9.746 | 10.301 | 10.279 | 10.364 | 10.315 | 10.317 | 10.197 | 10.195 | 10.236 | 10.228 | 10.249 | 10.226 | 10.234 | 10.133 |
| | | 十八年1929 | 11.113 | 11.116 | 11.125 | 11.118 | 11.120 | 11.129 | 11.088 | 11.112 | 11.110 | 11.118 | 11.142 | 11.123 | 11.156 | 11.186 | 11.201 | 11.181 | 11.134 |
| | | 十九年1930 | 11.153 | 11.920 | 11.954 | 11.676 | 11.925 | 11.970 | 14.944 | 12.955 | 15.149 | 15.211 | 15.222 | 15.194 | 15.190 | 15.149 | 15.115 | 15.151 | 13.744 |
| | | 二十年1931 | 16.983 | 16.986 | 16.991 | 16.987 | 17.089 | 17.157 | 17.099 | 17.115 | 19.589 | 20.002 | 20.004 | 19.865 | 20.062 | 20.044 | 19.991 | 20.032 | 18.499 |
| | | 廿一年1932 | 19.414 | ... | 19.611 | 19.513 | 19.106 | 18.987 | 18.819 | 18.971 | 18.701 | 18.552 | 18.665 | 18.639 | 18.949 | 19.117 | 19.265 | 19.110 | 19.058 |

英美煙公司三砲台香煙在滬之躉售市價
PRICE OF BRITISH THREE CASTLES CIGARETTES
民國十二年至廿一年
1923 - 1932

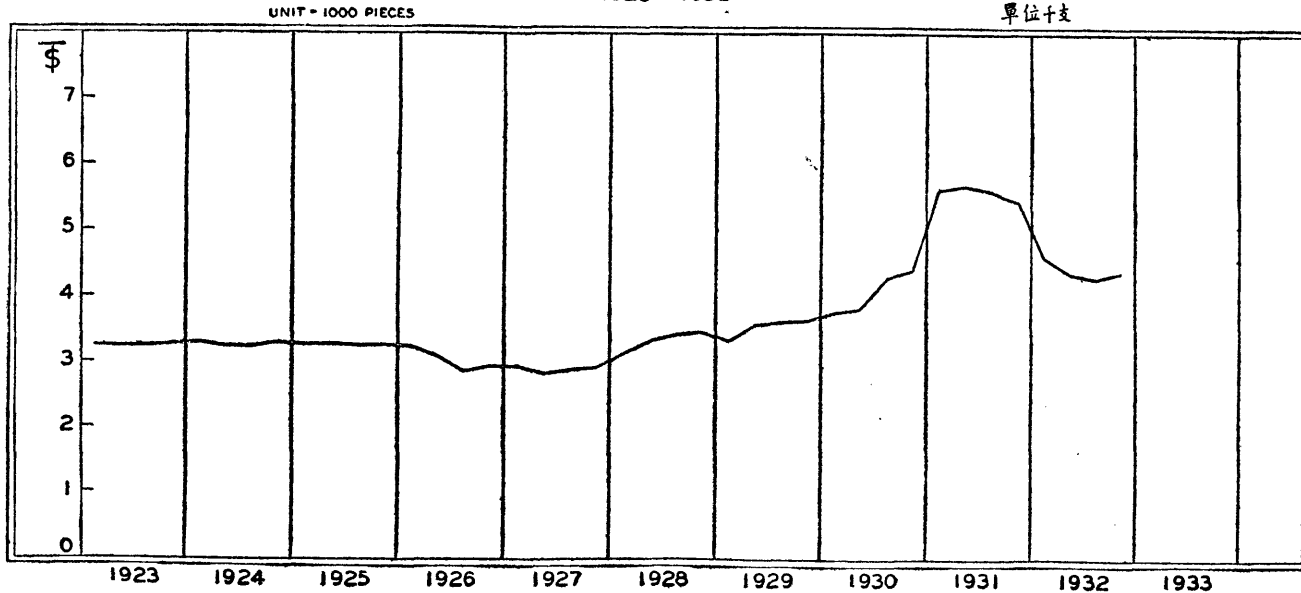


紙菸 CIGARETTES

躉售市價(單位兩)—Wholesale Price (Shanghai Tls.)

| 名稱 Name | 單位 Unit | 年份 Year | 一月 Jan. | 二月 Feb. | 三月 March | 平均 Qrly. Average | 四月 April | 五月 May | 六月 June | 平均 Qrly. Average | 七月 July | 八月 Aug. | 九月 Sept. | 平均 Qrly. Average | 十月 Oct. | 十一月 Nov. | 十二月 Dec. | 平均 Qrly. Average | 總平均 Year's Average |
|--|-----------------------|------------|------------|------------|-------------|------------------------|-------------|-----------|------------|------------------------|------------|------------|-------------|------------------------|------------|-------------|-------------|------------------------|--------------------------|
| 紙菸,大英牌, 永泰和, (英) Cigarettes, Ruby Queen, Wing Tai Wo (Great Britain) | 千支 1,000 Pieces | 十二年1923 | 3.253 | 3.245 | 3.241 | 3.246 | 3.249 | 3.255 | 3.236 | 3.246 | 3.242 | 3.245 | 3.249 | 3.245 | 3.246 | 3.265 | 3.241 | 3.251 | 3.247 |
| | | 十三年1924 | 3.250 | 3.302 | 3.296 | 3.283 | 3.232 | 3.236 | 3.201 | 3.223 | 3.192 | 3.218 | 3.271 | 3.227 | 3.276 | 3.298 | 3.303 | 3.292 | 3.506 |
| | | 十四年1925 | 3.310 | 3.260 | 3.258 | 3.276 | 3.263 | 3.297 | ... | 3.280 | 3.281 | 3.263 | 3.258 | 3.267 | 3.270 | 3.267 | 3.256 | 3.264 | 3.272 |
| | | 十五年1926 | 3.232 | 3.222 | 3.212 | 3.222 | 3.231 | 3.222 | 2.823 | 3.092 | 2.839 | 2.843 | 2.880 | 2.854 | 2.884 | 2.912 | 2.976 | 2.924 | 3.023 |
| | | 十六年1927 | 2.928 | 2.769 | 2.784 | 2.827 | 2.803 | 2.811 | 2.795 | 2.803 | 2.891 | 2.889 | 2.889 | 2.892 | 2.909 | 2.923 | 2.909 | 2.914 | 2.859 |
| | | 十七年1928 | 2.867 | 3.277 | 3.269 | 3.138 | 3.318 | 3.339 | 3.355 | 3.337 | 3.385 | 3.397 | 3.456 | 3.413 | 3.402 | 3.438 | 3.551 | 3.464 | 3.338 |
| | | 十八年1929 | 3.230 | 3.447 | 3.233 | 3.303 | 3.518 | 3.609 | 3.595 | 3.574 | 3.602 | 3.604 | 3.612 | 3.606 | 3.617 | 3.626 | 3.631 | 3.625 | 3.527 |
| | | 十九年1930 | 3.746 | 3.792 | 3.802 | 3.780 | 3.781 | 3.822 | 3.838 | 3.814 | 4.208 | 4.317 | 4.378 | 4.301 | 4.369 | 4.466 | 4.420 | 4.418 | 4.078 |
| | | 二十年1931 | 5.782 | 5.530 | 5.593 | 5.635 | 5.665 | 5.676 | 5.748 | 5.696 | 5.716 | 5.620 | 5.563 | 5.633 | 5.488 | 5.486 | 5.472 | 5.482 | 5.611 |
| | | 廿一年1932 | 4.728 | ... | 4.544 | 4.636 | 4.426 | 4.399 | 4.346 | 4.390 | 4.319 | 4.291 | 4.315 | 4.308 | 4.380 | 4.415 | 4.449 | 4.415 | 4.437 |

英國永泰和公司大英牌香煙在滬之躉售市價
PRICE OF BRITISH RUBY QUEEN CIGARETTES
民國十二年至廿一年
1923 - 1932

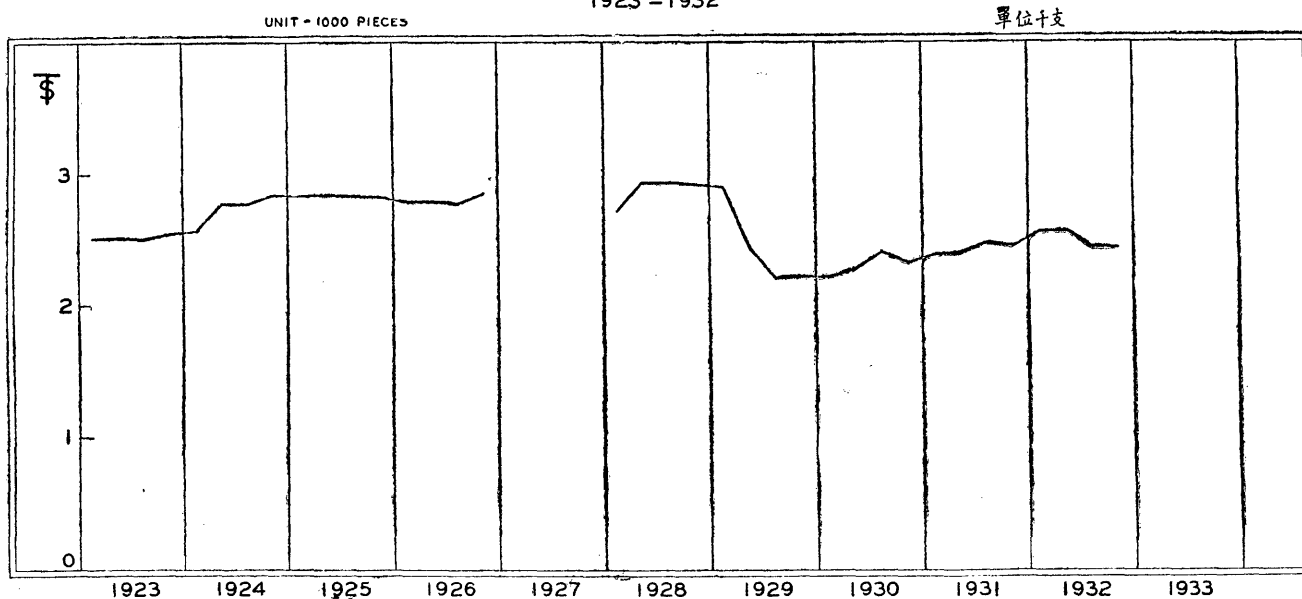


紙 菸 CIGARETTES

躉售市價 (單位兩) — Wholesale Price (Shanghai Tls.)

| 名稱 Name | 單位 Unit | 年份 Year | 一月 Jan. | 二月 Feb. | 三月 March | 平均 Qrly. Average | 四月 April | 五月 May | 六月 June | 平均 Qrly. Average | 七月 July | 八月 Aug. | 九月 Sept. | 平均 Qrly. Average | 十月 Oct. | 十一月 Nov. | 十二月 Dec. | 平均 Qrly. Average | 總平均 Year's Average | |
|--|-----------------------|------------|------------|------------|-------------|------------------------|-------------|-----------|------------|------------------------|------------|------------|-------------|------------------------|------------|-------------|-------------|------------------------|--------------------------|--|
| 紙菸, 仙女牌, 永泰和, (英) Cigarettes, Victory, Wing Tai Wo (Great Britain) | 千支 1,000 Pieces | 十二年1923 | ... | ... | 2.520 | 2.520 | 2.527 | 2.531 | 2.517 | 2.525 | 2.477 | 2.544 | 2.527 | 2.509 | 2.525 | 2.576 | 2.597 | 2.566 | 2.530 | |
| | | 十三年1924 | 2.587 | 2.584 | 2.579 | 2.583 | 2.801 | 2.804 | 2.774 | 2.793 | 2.766 | 2.789 | 2.834 | 2.796 | 2.839 | 2.859 | 2.863 | 2.854 | 2.756 | |
| | | 十四年1925 | 2.868 | 2.825 | 2.824 | 2.839 | 2.828 | 2.857 | ... | 2.842 | 2.843 | 2.828 | ... | 2.835 | 2.834 | 2.831 | 2.822 | 2.829 | 2.836 | |
| | | 十五年1926 | 2.801 | 2.793 | 2.784 | 2.793 | 2.800 | 2.792 | ... | 2.796 | 2.790 | 2.800 | 2.808 | 2.799 | 2.812 | 2.839 | 2.902 | 2.851 | 2.810 | |
| | | 十六年1927 | | | | | | | | | | | | | | | | | | |
| | | 十七年1928 | 2.315 | 2.911 | 2.917 | 2.714 | 2.939 | 2.933 | 2.933 | 2.935 | 2.976 | 2.909 | 2.909 | 2.932 | 2.918 | 2.924 | 2.918 | 2.920 | 2.875 | |
| | | 十八年1929 | 2.899 | 2.901 | 2.903 | 2.901 | 2.900 | 2.214 | 2.206 | 2.440 | 2.210 | 2.211 | 2.216 | 2.212 | 2.219 | 2.225 | 2.228 | 2.224 | 2.444 | |
| | | 十九年1930 | 2.219 | 2.226 | 2.232 | 2.226 | 2.232 | 2.235 | 2.364 | 2.277 | 2.396 | 2.406 | 2.408 | 2.403 | 2.403 | 2.396 | 2.391 | 2.397 | 2.326 | |
| | | 二十年1931 | 2.385 | 2.385 | 2.386 | 2.385 | 2.400 | 2.409 | 2.401 | 2.403 | 2.590 | 2.435 | 2.435 | 2.487 | 2.442 | 2.467 | 2.461 | 2.457 | 2.433 | |
| | | 廿一年1932 | 2.429 | ... | 2.685 | 2.557 | 2.616 | 2.600 | 2.480 | 2.565 | 2.450 | 2.467 | 2.432 | 2.450 | 2.497 | 2.519 | 2.324 | 2.447 | 2.505 | |

英國永泰和公司仙女牌香煙在滬之躉售市價
PRICE OF BRITISH VICTORY BRAND CIGARETTES
民國十二年至廿一年
1923 - 1932



紙 菸 CIGARETTES

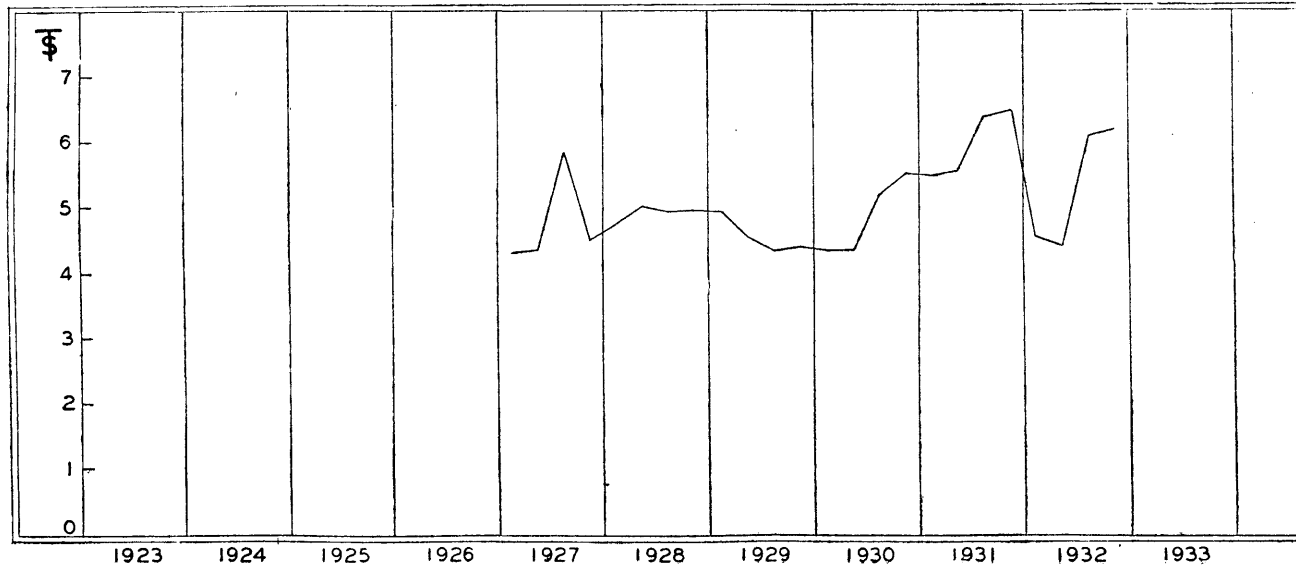
躉售市價 (單位兩)—Wholesale Price (Shanghai Tls.)

| 名稱 Name | 單位 Unit | 年份 Year | 一月 Jan. | 二月 Feb. | 三月 March | 平均 Qrly. Average | 四月 April | 五月 May | 六月 June | 平均 Qrly. Average | 七月 July | 八月 Aug. | 九月 Sept. | 平均 Qrly. Average | 十月 Oct. | 十一月 Nov. | 十二月 Dec. | 平均 Qrly. Average | 總平均 Year's Average | | |
|--|------------------|------------|------------|------------|-------------|------------------------|-------------|-----------|------------|------------------------|------------|------------|-------------|------------------------|------------|-------------|-------------|------------------------|--------------------------|--|--|
| 紙煙, 美麗, 華成 Cigarettes, My Dear, Hwa Ching (China) | 千支 1,000 pcs. | 十二年1923 | | | | | | | | | | | | | | | | | | | |
| | | 十三年1924 | | | | | | | | | | | | | | | | | | | |
| | | 十四年1925 | | | | | | | | | | | | | | | | | | | |
| | | 十五年1926 | | | | | | | | | | | | | | | | | | | |
| | | 十六年1927 | ... | 4.326 | 4.350 | 4.338 | 4.380 | 4.392 | 4.368 | 4.380 | 6.533 | 6.516 | 4.489 | 5.846 | 4.520 | 4.541 | 4.520 | 4.527 | 4.773 | | |
| | | 十七年1928 | 4.341 | 4.971 | 4.982 | 4.765 | 5.020 | 5.009 | 5.000 | 5.010 | 4.996 | 4.969 | 4.968 | 4.978 | 4.984 | 4.994 | 4.983 | 4.987 | 4.935 | | |
| | | 十八年1929 | 4.952 | 4.955 | 4.958 | 4.955 | 4.954 | 4.385 | 4.368 | 4.569 | 4.377 | 4.380 | 4.390 | 4.382 | 4.395 | 4.407 | 4.413 | 4.405 | 4.578 | | |
| | | 十九年1930 | 4.394 | 4.380 | 4.393 | 4.389 | 4.392 | 4.399 | 4.370 | 4.387 | 4.502 | 5.542 | 5.546 | 5.197 | 5.534 | 5.519 | 5.507 | 5.520 | 4.873 | | |
| | | 二十年1931 | 4.593 | 5.493 | 5.493 | 5.493 | 5.527 | 5.549 | 5.530 | 5.535 | 5.804 | 6.667 | 6.668 | 6.380 | 6.687 | 6.386 | 6.369 | 6.481 | 5.972 | | |
| | | 廿一年1932 | 5.427 | ... | 4.573 | 4.550 | 4.455 | 4.427 | 4.388 | 4.423 | 6.090 | 6.042 | 6.079 | 6.070 | 6.115 | 6.169 | 6.217 | 6.167 | 5.302 | | |

上海華成公司美麗牌香煙之躉售市價
PRICE OF MY DEAR BRAND CIGARETTES
民國十六年至廿一年
1927 - 1932

UNIT - 1000 PIECES

單位千支

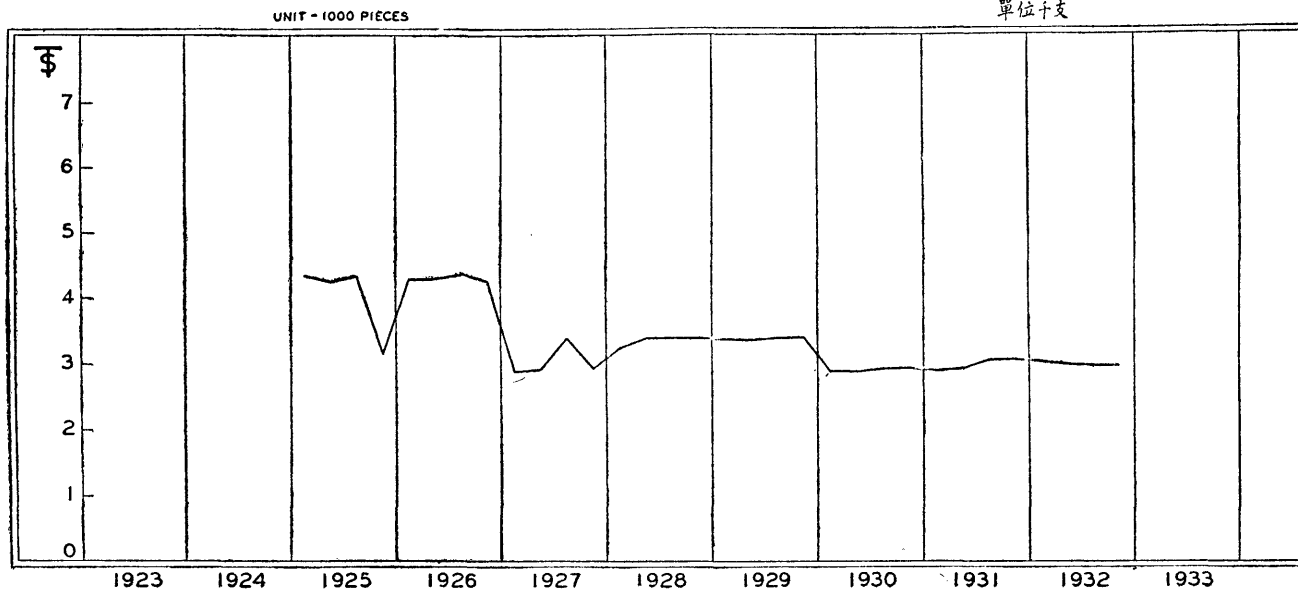


紙菸 CIGARETTES

躉售市價 (單位兩) — Wholesale Price (Shanghai Tls.)

| 名稱 Name | 單位 Unit | 年份 Year | 一月 Jan. | 二月 Feb. | 三月 March | 平均 Qrly. Average | 四月 April | 五月 May | 六月 June | 平均 Qrly. Average | 七月 July | 八月 Aug. | 九月 Sept. | 平均 Qrly. Average | 十月 Oct. | 十一月 Nov. | 十二月 Dec. | 平均 Qrly. Average | 總平均 Year's Average | | |
|--|-----------------------|------------|------------|------------|-------------|------------------------|-------------|-----------|------------|------------------------|------------|------------|-------------|------------------------|------------|-------------|-------------|------------------------|--------------------------|--|--|
| 紙煙, 聯珠, 南洋 Cigarettes, Pearls, Magnum, Nanyang Brothers Tobacco Co. (China) | 千支 1,000 Pieces | 十二年1923 | | | | | | | | | | | | | | | | | | | |
| | | 十三年1924 | | | | | | | | | | | | | | | | | | | |
| | | 十四年1925 | 4.413 | 4.346 | 4.345 | 4.368 | 4.205 | 4.267 | ... | 4.240 | 4.423 | 4.241 | 4.301 | 4.322 | 3.190 | 3.194 | 3.109 | 3.164 | 4.023 | | |
| | | 十五年1926 | 4.307 | 4.294 | 4.288 | 4.296 | 4.301 | 4.296 | 4.288 | 4.295 | 4.308 | 4.308 | 4.308 | 4.308 | 4.188 | 4.234 | 4.290 | 4.237 | 4.284 | | |
| | | 十六年1927 | ... | 2.884 | 2.900 | 2.892 | 2.920 | 2.928 | 2.912 | 2.920 | 4.356 | 2.896 | 2.881 | 3.378 | 2.916 | 2.930 | 2.916 | 2.921 | 3.028 | | |
| | | 十七年1928 | 2.894 | 3.372 | 3.379 | 3.215 | 3.405 | 3.397 | 3.362 | 3.388 | 3.427 | 3.370 | 3.370 | 3.389 | 3.380 | 3.387 | 3.380 | 3.382 | 3.344 | | |
| | | 十八年1929 | 3.359 | 3.361 | 3.362 | 3.361 | 3.360 | 3.364 | 3.351 | 3.358 | 2.358 | 3.360 | 3.368 | 3.362 | 3.372 | 3.381 | 3.386 | 3.380 | 3.365 | | |
| | | 十九年1930 | 2.881 | 2.872 | 2.880 | 2.878 | 2.880 | 2.884 | 2.866 | 2.877 | 2.905 | 2.917 | 2.919 | 2.914 | 2.913 | 2.905 | 2.898 | 2.905 | 2.894 | | |
| | | 二十年1931 | 2.891 | 2.891 | 2.892 | 2.891 | 2.909 | 2.920 | 2.910 | 2.913 | 3.047 | 3.044 | 3.044 | 3.045 | 3.053 | 3.048 | 3.040 | 3.047 | 2.974 | | |
| | | 廿一年1932 | 2.960 | ... | 3.077 | 3.019 | 2.998 | 2.979 | 2.953 | 2.977 | 2.935 | 2.911 | 2.929 | 2.925 | 2.945 | 2.972 | 2.995 | 2.971 | 2.973 | | |

上海南洋煙草公司聯珠牌香煙之躉售市價
PRICE OF CHINESE PEARLS CIGARETTES
民國十四年至廿一年
1925 - 1932

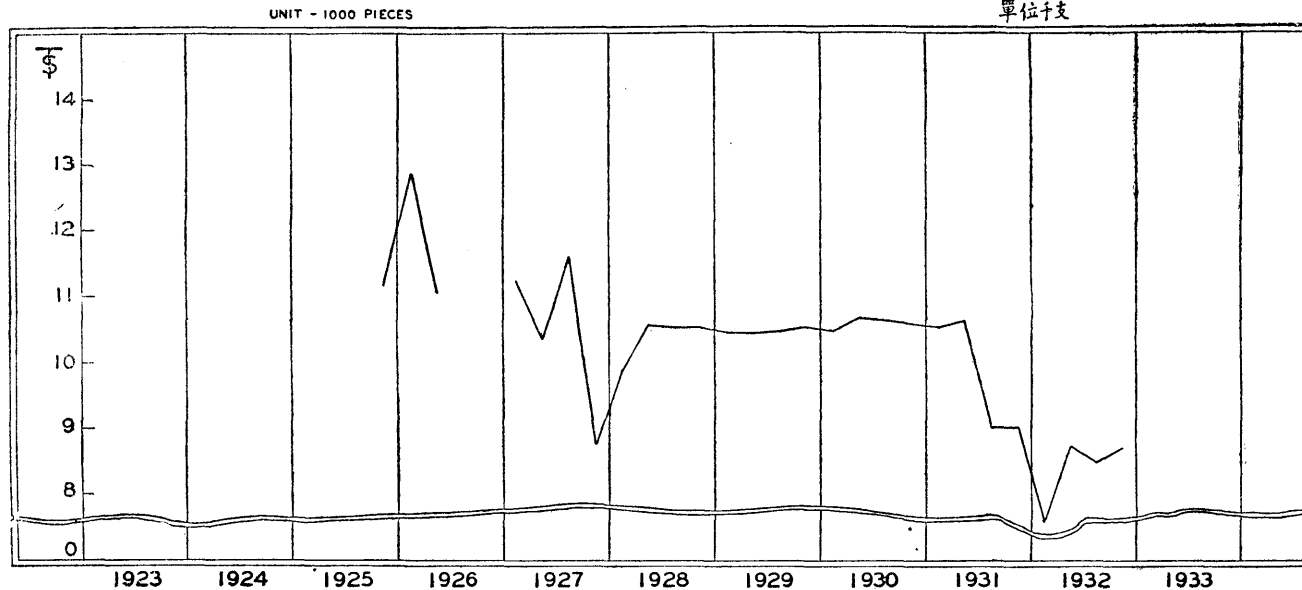


紙 菸 CIGARETTES

躉售市價 (單位兩) — Wholesale Price (Shanghai Tls.)

| 名稱 Name | 單位 Unit | 年份 Year | 一月 Jan. | 二月 Feb. | 三月 March | 平均 Qrly. Average | 四月 April | 五月 May | 六月 June | 平均 Qrly. Average | 七月 July | 八月 Aug. | 九月 Sept. | 平均 Qrly. Average | 十月 Oct. | 十一月 Nov. | 十二月 Dec. | 平均 Qrly. Average | 總平均 Year's Average | | |
|---|-----------------------|------------|------------|------------|-------------|------------------------|-------------|-----------|------------|------------------------|------------|------------|-------------|------------------------|------------|-------------|-------------|------------------------|--------------------------|--|--|
| 紙煙, 白金龍, 南洋 Cigarettes, White Dragon, Nanyang Brothers Tobacco Co. (China) | 千支 1,000 Pieces | 十二年1923 | | | | | | | | | | | | | | | | | | | |
| | | 十三年1924 | | | | | | | | | | | | | | | | | | | |
| | | 十四年1925 | | | | | | | | | | | | | | 11.165 | 11.180 | 11.134 | 11.160 | | |
| | | 十五年1926 | 12.922 | 12.881 | 12.863 | 12.889 | 11.078 | 11.026 | ... | 11.052 | | | | | | | | | | | |
| | | 十六年1927 | 13.176 | 10.238 | 10.295 | 11.236 | 10.366 | 10.394 | 10.338 | 10.366 | 13.068 | 13.032 | 8.688 | 11.596 | 8.748 | 8.790 | 8.748 | 8.762 | 10.490 | | |
| | | 十七年1928 | 8.682 | 10.490 | 10.512 | 9.895 | 10.592 | 10.569 | 10.570 | 10.577 | 10.570 | 10.485 | 10.483 | 10.513 | 10.517 | 10.538 | 10.515 | 10.523 | 10.377 | | |
| | | 十八年1929 | 10.450 | 10.455 | 10.461 | 10.455 | 10.453 | 10.467 | 10.426 | 10.449 | 10.447 | 10.454 | 10.477 | 10.459 | 10.490 | 10.518 | 10.533 | 10.514 | 10.469 | | |
| | | 十九年1930 | 10.488 | ... | ... | 10.488 | 11.131 | 10.499 | 10.431 | 10.687 | 10.573 | 10.617 | 10.624 | 10.605 | 10.603 | 10.573 | 10.550 | 10.575 | 10.594 | | |
| | | 二十年1931 | 10.523 | 10.524 | 10.527 | 10.525 | 10.588 | 10.630 | 10.594 | 10.604 | ... | 9.001 | 9.002 | 9.002 | 9.028 | 9.013 | 8.990 | 9.010 | 9.785 | | |
| | | 廿一年1932 | 8.981 | ... | 6.073 | 7.527 | 8.839 | 8.784 | 8.532 | 8.718 | 8.478 | 8.411 | 8.462 | 8.450 | 8.591 | 8.667 | 8.734 | 8.664 | 8.340 | | |

上海南洋煙草公司白金龍香煙之躉售市價
PRICE OF WHITE DRAGON CIGARETTES
民國十四年至廿一年
1925 - 1932

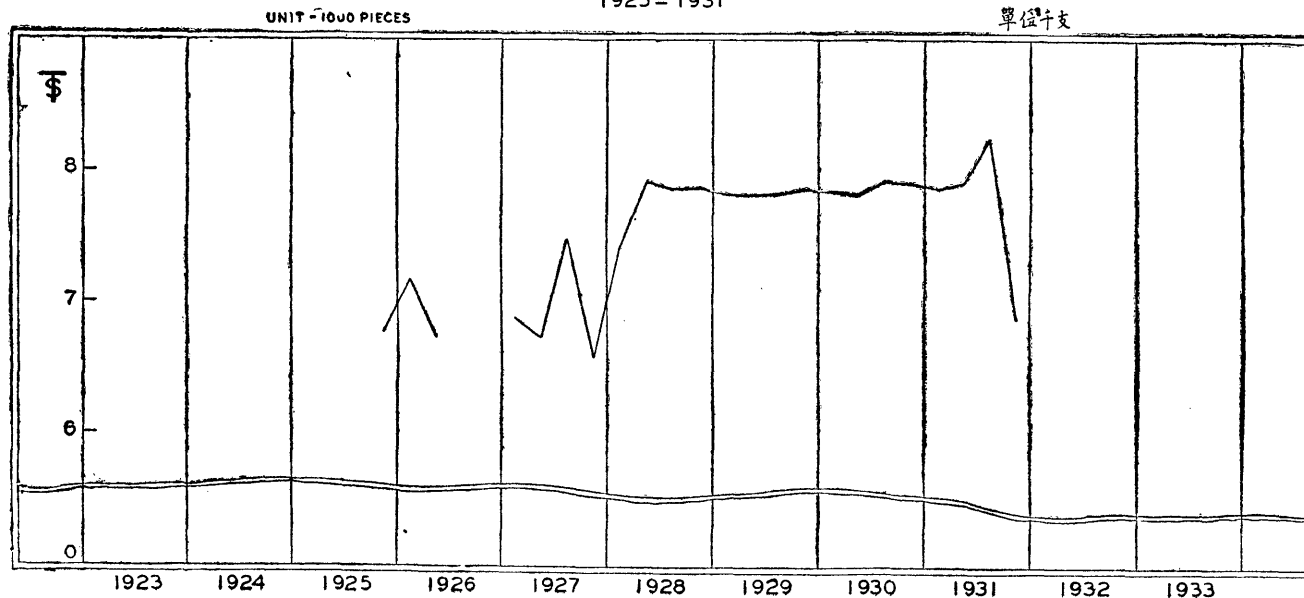


紙 菸 CIGARETTES

躉售市價(單位兩)—Wholesale Price (Shanghai Tls.)

| 名稱 Name | 單位 Unit | 年份 Year | 一月 Jan. | 二月 Feb. | 三月 March | 平均 Qrly. Average | 四月 April | 五月 May | 六月 June | 平均 Qrly. Average | 七月 July | 八月 Aug. | 九月 Sept. | 平均 Qrly. Average | 十月 Oct. | 十一月 Nov. | 十二月 Dec. | 平均 Qrly. Average | 總平均 Year's Average | | |
|---|-----------------------|------------|------------|------------|-------------|------------------------|-------------|-----------|------------|------------------------|------------|------------|-------------|------------------------|------------|-------------|-------------|------------------------|--------------------------|--|--|
| 紙煙, 紅金龍, 南洋 Cigarettes, Red Dragon, Nanyang Brothers Tobacco Co. (China) | 千支 1,000 Pieces | 十二年1923 | | | | | | | | | | | | | | | | | | | |
| | | 十三年1924 | | | | | | | | | | | | | | | | | | | |
| | | 十四年1925 | | | | | | | | | | | | | | 6.742 | 6.769 | 6.796 | 6.769 | | |
| | | 十五年1926 | 7.179 | 7.156 | 7.146 | 7.160 | 6.725 | 6.730 | ... | 6.727 | | | | | | | | | | | |
| | | 十六年1927 | 7.320 | 6.669 | 6.670 | 6.886 | 6.752 | 6.698 | 6.734 | 6.728 | 7.986 | 7.964 | 6.516 | 7.489 | 6.561 | 6.592 | 6.561 | 6.571 | 6.918 | | |
| | | 十七年1928 | 6.511 | 7.853 | 7.870 | 7.411 | 7.930 | 7.912 | 7.936 | 7.926 | 7.918 | 7.849 | 7.848 | 7.872 | 7.873 | 7.889 | 7.872 | 7.878 | 7.772 | | |
| | | 十八年1929 | 7.823 | 7.827 | 7.832 | 7.827 | 7.825 | 7.836 | 7.805 | 7.822 | 7.821 | 7.826 | 7.844 | 7.830 | 7.853 | 7.874 | 7.885 | 7.871 | 7.838 | | |
| | | 十九年1930 | 7.851 | ... | ... | 7.851 | 7.848 | 7.860 | 7.809 | 7.839 | 7.916 | 7.948 | 7.954 | 7.939 | 7.937 | 7.916 | 7.898 | 7.917 | 7.886 | | |
| | | 二十年1931 | 7.877 | 7.879 | 7.881 | 7.879 | 7.926 | 7.958 | 7.931 | 7.908 | ... | 8.262 | 8.263 | 8.263 | ... | 6.822 | 6.948 | 6.885 | 7.734 | | |
| | | 廿一年1932 | 4.527 | ... | 4.573 | 4.550 | 4.455 | 4.427 | 4.388 | 4.423 | 4.360 | 4.326 | 4.352 | 4.346 | 4.418 | 4.457 | 4.492 | 4.456 | 4.444 | | |

上海南洋煙草公司紅金龍牌香煙之躉售市價
PRICE OF RED DRAGON CIGARETTES
民國十四年至二十年
1925 - 1931



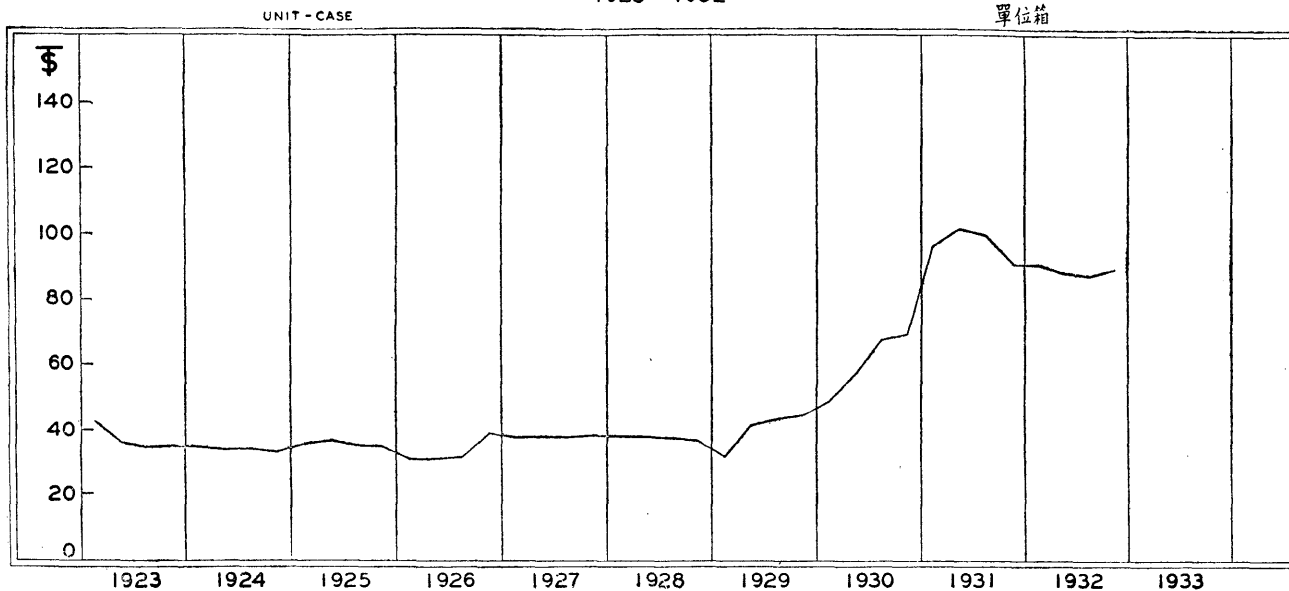
VI 酒類 WINE, BEER & SPIRITS

酒 WINE

躉售市價—Wholesale Price (Shanghai Tls.)

| 名稱 Name | 單位 Unit | 年份 Year | 一月 Jan. | 二月 Feb. | 四月 March | 平均 Qrly. Average | 四月 April | 五月 May | 六月 June | 平均 Qrly. Average | 七月 July | 八月 Aug. | 九月 Sept. | 平均 Qrly. Average | 十月 Oct. | 十一月 Nov. | 十二月 Dec. | 平均 Qrly. Average | 總平均 Year's Average |
|---|---|------------|------------|------------|-------------|------------------------|-------------|-----------|------------|------------------------|------------|------------|-------------|------------------------|------------|-------------|-------------|------------------------|--------------------------|
| 香檳酒, G. H. 毛姆, (法) Champagne, G. H. Mumm's Gout Americain, (France) | 箱 (一打,大瓶) Case (1 dozen large bottles) | 十二年1923 | 43.552 | 44.692 | 40.314 | 42.583 | 36.102 | 38.516 | 34.518 | 36.379 | 34.587 | 35.331 | 35.383 | 35.100 | 35.342 | 35.557 | 35.641 | 35.513 | 37.461 |
| | | 十三年1924 | 35.935 | ... | 34.492 | 35.213 | 34.483 | 34.517 | 34.147 | 34.382 | 34.046 | 34.330 | 34.886 | 34.421 | 34.944 | 35.184 | 30.828 | 33.652 | 34.417 |
| | | 十四年1925 | 30.891 | 30.425 | 30.412 | 30.576 | 30.450 | 30.769 | ... | 30.609 | 30.618 | 30.450 | 30.408 | 30.492 | 30.517 | 30.492 | 30.391 | 30.467 | 30.536 |
| | | 十五年1926 | 30.169 | 30.076 | 29.980 | 30.075 | 30.156 | 30.072 | 29.946 | 30.058 | 30.114 | 30.156 | 30.198 | 30.156 | 37.492 | 37.856 | 38.688 | 38.012 | 32.075 |
| | | 十六年1927 | 38.064 | 34.492 | 37.674 | 37.743 | 38.012 | 38.064 | 37.856 | 37.977 | 37.752 | 37.648 | 37.648 | 37.683 | 37.908 | 38.090 | 37.908 | 37.969 | 37.843 |
| | | 十七年1928 | 37.622 | 37.466 | 37.544 | 37.544 | 37.830 | 37.747 | 37.518 | 37.698 | 37.518 | 37.445 | 37.440 | 37.468 | 37.560 | 35.466 | 35.388 | 36.138 | 37.212 |
| | | 十八年1929 | 35.167 | 35.187 | 35.206 | 35.187 | 35.177 | 43.853 | 43.682 | 40.904 | 43.768 | 43.798 | 43.896 | 43.821 | 43.951 | 44.066 | 44.127 | 44.048 | 40.990 |
| | | 十九年1930 | 43.938 | 48.831 | 52.567 | 48.445 | 56.880 | 56.967 | 58.745 | 57.531 | 65.358 | 69.274 | 69.322 | 67.985 | 69.179 | 68.989 | 68.837 | 69.002 | 60.741 |
| | | 二十年1931 | 85.821 | 101.192 | 101.220 | 96.078 | 101.808 | 102.214 | 101.864 | 101.962 | 101.570 | 101.458 | 96.036 | 99.688 | 90.863 | 90.713 | 90.475 | 90.684 | 97.103 |
| | | 廿一年1932 | 89.813 | ... | 90.725 | 90.269 | 88.388 | 87.838 | 87.063 | 86.513 | 85.963 | 86.350 | 86.275 | 87.663 | 88.438 | 89.125 | 88.409 | 88.179 | |

法國大瓶毛姆牌香檳酒在滬之躉售市價
PRICE OF FRENCH G. H. MUMM'S CHAMPAGNE
民國十二年至廿一年
1923 - 1932

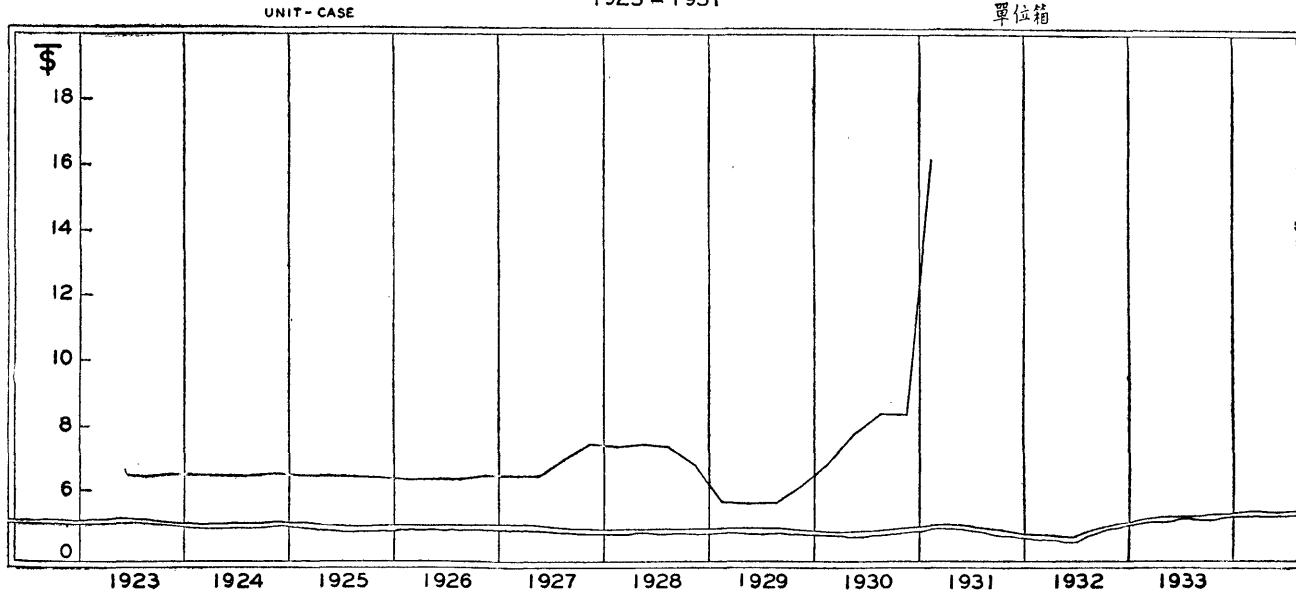


酒 WINE

躉售市價—Wholesale Price (Shanghai Tls.)

| 名稱 Name | 單位 Unit | 年份 Year | 一月 Jan. | 二月 Feb. | 三月 March | 平均 Qrly. Average | 四月 April | 五月 May | 六月 June | 平均 Qrly. Average | 七月 July | 八月 Aug. | 九月 Sept. | 平均 Qrly. Average | 十月 Oct. | 十一月 Nov. | 十二月 Dec. | 平均 Qrly. Average | 總平均 Year's Average | |
|---|---|------------|------------|------------|-------------|------------------------|-------------|-----------|------------|------------------------|------------|------------|-------------|------------------------|------------|-------------|-------------|------------------------|--------------------------|--|
| 紅酒, 嘉泰牌, 生求令, (英) Claret, St. Julien (G. Q.) (Great Britain) | 箱 (--打,大瓶) Case (1 dozen, large bottles) | 十二年1923 | | | | | | 6.508 | 6.472 | 6.490 | 6.385 | 6.489 | 6.499 | 6.458 | 6.492 | 6.531 | 6.492 | 6.505 | | |
| | | 十三年1924 | 6.468 | 6.461 | 6.448 | 6.459 | 6.466 | 6.472 | 6.403 | 6.447 | 6.384 | 6.437 | 6.541 | 6.454 | 6.552 | 6.597 | 6.666 | 6.585 | 6.486 | |
| | | 十四年1925 | 6.620 | 6.520 | 6.517 | 6.552 | 6.525 | 6.593 | ... | 6.559 | 6.561 | 6.525 | 6.516 | 6.534 | 6.539 | 6.534 | 6.512 | 6.528 | 6.554 | |
| | | 十五年1926 | 6.465 | 6.445 | 6.424 | 6.445 | 6.462 | 6.444 | 6.417 | 6.441 | 6.453 | 6.462 | 6.471 | 6.462 | 6.489 | 6.552 | 6.696 | 6.579 | 6.482 | |
| | | 十六年1927 | 6.588 | 6.489 | 6.520 | 6.532 | 6.579 | 6.588 | 6.552 | 6.573 | 6.534 | 7.457 | 7.457 | 7.149 | 7.509 | 7.545 | 7.509 | 7.521 | 6.944 | |
| | | 十七年1928 | 7.452 | 7.421 | 7.437 | 7.437 | 7.493 | 7.477 | 7.431 | 7.467 | 7.431 | 7.417 | 7.416 | 7.421 | 7.440 | 7.455 | 5.778 | 6.891 | 7.304 | |
| | | 十八年1929 | 5.742 | 5.745 | 5.748 | 5.745 | 5.743 | 5.751 | 5.729 | 5.741 | 5.740 | 5.744 | 5.757 | 5.747 | 5.764 | 6.502 | 6.511 | 6.259 | 5.873 | |
| | | 十九年1930 | 6.483 | 7.181 | 7.201 | 6.955 | 7.632 | 7.644 | 8.310 | 7.862 | 8.424 | 8.459 | 8.465 | 8.449 | 8.447 | 8.424 | 8.405 | 8.425 | 7.923 | |
| | | 二十年1931 | 11.563 | 18.504 | 18.509 | 16.192 | | | | | | | | | | | | | | |
| | | 廿一年1932 | | | | | | | | | | | | | | | | | | |

英國大瓶嘉泰牌紅酒在滬之躉售市價
PRICE OF BRITISH ST. JULIEN CLARET
民國十二年至二十年
1923 - 1931

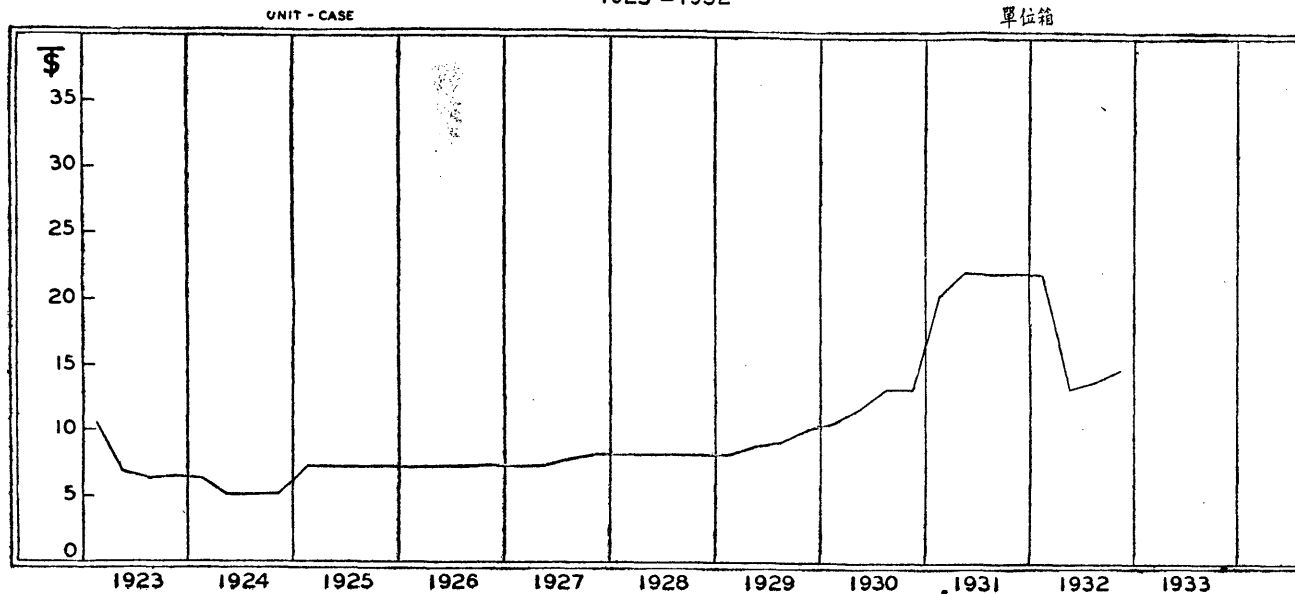


酒 WINE

躉售市價—Wholesale Price (ShanghaiTls.)

| 名稱 Name | 單位 Unit | 年份 Year | 一月 Jan. | 二月 Feb. | 三月 March | 平均 Qrly. Average | 四月 April | 五月 May | 六月 June | 平均 Qrly. Average | 七月 July | 八月 Aug. | 九月 Sept. | 平均 Qrly. Average | 十月 Oct. | 十一月 Nov. | 十二月 Dec. | 平均 Qrly. Average | 總平均 Year's Average |
|---|---|------------|------------|------------|-------------|------------------------|-------------|-----------|------------|------------------------|------------|------------|-------------|------------------------|------------|-------------|-------------|------------------------|--------------------------|
| 白酒, 源和, (法) Wine, White, Gaprico (France) | 箱 (一打, 大瓶) Case (1 dozen, large bottles) | 十二年1923 | 10.844 | 10.812 | 10.800 | 10.819 | 7.942 | 6.510 | 6.472 | 6.975 | 6.385 | 6.489 | 6.499 | 6.458 | 6.492 | 6.531 | 6.492 | 6.505 | 7.689 |
| | | 十三年1924 | 6.468 | 6.461 | 6.448 | 6.459 | 5.029 | 5.034 | 4.980 | 5.014 | 4.965 | 5.006 | 5.088 | 5.020 | 5.096 | 5.131 | 5.138 | 5.122 | 5.404 |
| | | 十四年1925 | 7.355 | 7.244 | 7.241 | 7.208 | 7.250 | 7.326 | ... | 7.290 | 7.290 | 7.250 | 7.240 | 7.260 | 7.266 | 7.260 | 7.236 | 7.254 | 7.271 |
| | | 十五年1926 | 7.182 | 7.161 | 7.138 | 7.161 | 7.180 | 7.160 | 7.130 | 7.157 | 7.170 | 7.180 | 7.190 | 7.180 | 7.210 | 7.280 | 7.440 | 7.310 | 7.202 |
| | | 十六年1927 | 7.320 | 7.210 | 7.245 | 7.258 | 7.310 | 7.320 | 7.280 | 7.303 | 7.260 | 8.181 | 8.181 | 7.874 | 8.238 | 8.277 | 8.238 | 8.251 | 7.673 |
| | | 十七年1928 | 8.175 | 8.142 | 8.159 | 8.159 | 8.221 | 8.203 | 8.153 | 8.192 | 8.153 | 8.137 | 8.136 | 8.142 | 8.162 | 8.179 | 8.161 | 8.167 | 8.165 |
| | | 十八年1929 | 8.110 | 8.114 | 8.119 | 8.114 | 8.112 | 9.166 | 9.130 | 8.803 | 9.148 | 9.155 | 9.175 | 9.159 | 9.186 | 10.547 | 10.562 | 10.098 | 9.044 |
| | | 十九年1930 | 10.516 | 10.484 | 10.513 | 10.504 | 10.504 | 10.961 | 10.038 | 11.648 | 13.217 | 13.271 | 13.281 | 13.256 | 13.253 | 13.217 | 13.188 | 13.219 | 12.157 |
| | | 二十年1931 | 17.056 | 22.118 | 22.124 | 20.433 | 22.252 | 22.341 | 22.265 | 22.286 | 22.200 | 22.176 | 22.179 | 22.185 | 22.243 | 22.206 | 22.148 | 22.199 | 21.776 |
| | | 廿一年1932 | 21.986 | ... | 22.209 | 22.098 | 14.142 | 13.351 | 12.537 | 13.343 | 12.458 | 14.442 | 14.507 | 13.802 | 14.727 | 14.858 | 14.973 | 44.853 | 16.024 |

法國大瓶源和白酒在滬之躉售市價
PRICE OF FRENCH GAPRICO LARGE BOTTLE WHITE WINE
民國十二年至廿一年
1923 - 1932



酒 WINE

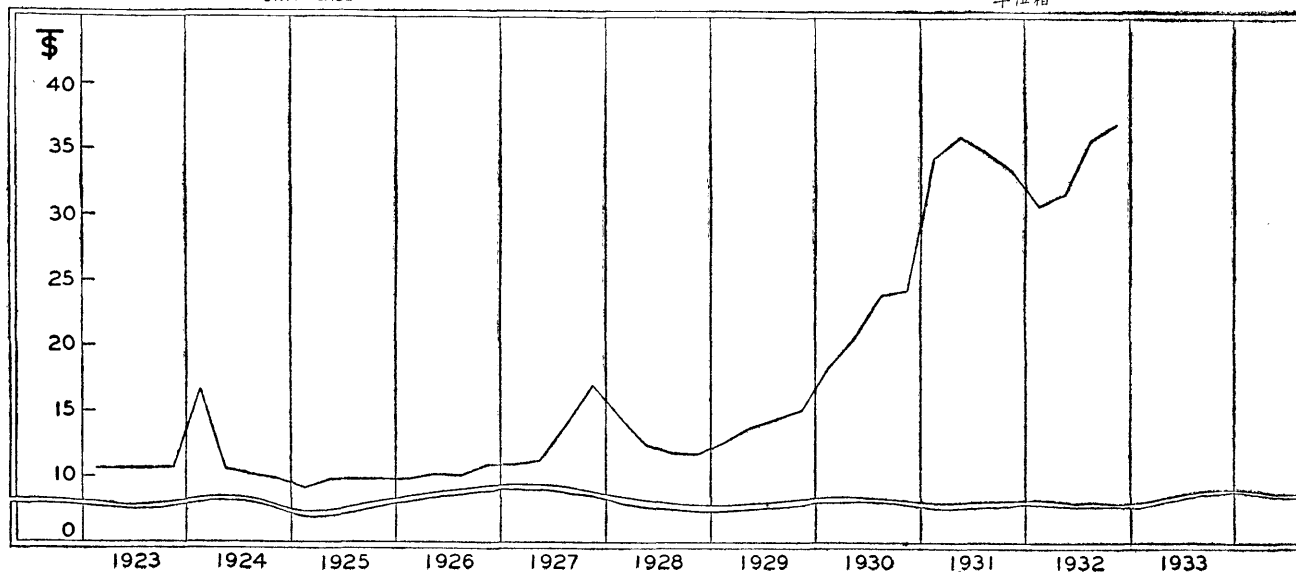
躉售市價—Wholesale Price (Shanghai Tls.)

| 名稱 Name | 單位 Unit | 年份 Year | 一月 Jan. | 二月 Feb. | 三月 March | 平均 Qrly. Average | 四月 April | 五月 May | 六月 June | 平均 Qrly. Average | 七月 July | 八月 Aug. | 九月 Sept. | 平均 Qrly. Average | 十月 Oct. | 十一月 Nov. | 十二月 Dec. | 平均 Qrly. Average | 總平均 Year's Average | | |
|---|---|------------|------------|------------|-------------|------------------------|-------------|-----------|------------|------------------------|------------|------------|-------------|------------------------|------------|-------------|-------------|------------------------|--------------------------|--------|--------|
| 葡萄酒, 駝而皮, (英) Port Wine, W. A. Gilbey's (Great Britain) | 箱 (一打, 大瓶) Case (1 dozen, large bottles) | 十二年1923 | 10.500 | 10.500 | 10.500 | 10.500 | 10.625 | 10.849 | 10.499 | 10.658 | 10.446 | 10.815 | 10.832 | 10.698 | 10.821 | 10.885 | 10.820 | 10.842 | 10.524 | | |
| | | 十三年1924 | 10.780 | 10.786 | 10.747 | 16.771 | 10.500 | 10.500 | 10.500 | 10.500 | 10.250 | 10.250 | 10.250 | 10.250 | 10.250 | 10.250 | 10.250 | 9.000 | 9.833 | 11.838 | |
| | | 十四年1925 | 9.000 | 9.000 | 9.250 | 9.083 | 9.750 | 9.750 | ... | 9.750 | 9.700 | 9.700 | 9.700 | 9.700 | 9.700 | 9.700 | 9.700 | 9.400 | 9.600 | 9.533 | |
| | | 十五年1926 | 9.400 | 9.500 | 9.900 | 9.600 | 9.900 | 9.900 | 10.250 | 10.017 | 10.600 | 10.000 | 10.000 | 10.000 | 10.000 | 10.750 | 10.750 | 10.750 | 10.750 | 10.092 | |
| | | 十六年1927 | 10.750 | 10.750 | 10.750 | 10.750 | 10.750 | 10.750 | 11.250 | 11.250 | 11.083 | 12.250 | 14.500 | 14.500 | 13.750 | 17.000 | 17.000 | 16.750 | 16.917 | 13.125 | |
| | | 十七年1928 | 16.000 | 14.500 | 13.000 | 14.500 | 12.750 | 12.375 | 11.950 | 12.358 | 11.900 | 11.700 | 11.500 | 11.700 | 11.500 | 11.700 | 11.700 | 11.700 | 11.633 | 12.548 | |
| | | 十八年1929 | 11.700 | 12.500 | 13.300 | 12.500 | 13.600 | 13.600 | 13.675 | 13.625 | 13.750 | 14.375 | 15.000 | 14.375 | 15.000 | 15.000 | 15.000 | 15.000 | 15.000 | 15.000 | 13.875 |
| | | 十九年1930 | 16.000 | 19.000 | 20.000 | 18.333 | 20.000 | 20.000 | 21.500 | 20.500 | 22.875 | 24.000 | 24.250 | 23.708 | 24.250 | 24.250 | 24.250 | 24.250 | 24.250 | 24.250 | 21.698 |
| | | 二十年1931 | 32.000 | 35.000 | 36.000 | 34.333 | 36.000 | 36.000 | 36.000 | 36.000 | 36.000 | 35.000 | 34.000 | 35.000 | 34.667 | 35.000 | 33.000 | 32.000 | 33.333 | 34.583 | |
| | | 廿一年1932 | 30.000 | ... | 31.500 | 30.750 | 30.000 | 32.500 | 32.500 | 31.667 | 32.500 | 38.000 | 37.000 | 35.833 | 37.000 | 37.000 | 37.000 | 37.000 | 37.000 | 33.810 | |

英國大瓶駝而皮牌葡萄酒在滬之躉售市價
PRICE OF BRITISH W. A. GILBEY'S PORT WINE
民國十二年至廿一年
1923 - 1932

UNIT - CASE

單位箱



酒 WINE

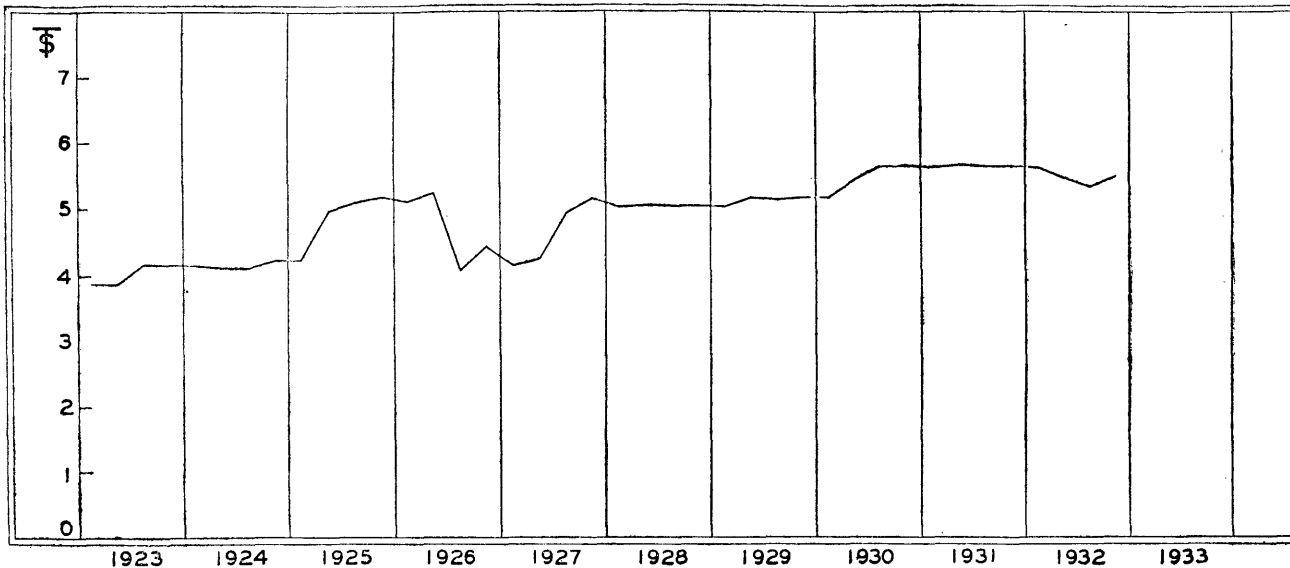
躉售市價—Wholesale Price (Shanghai Tls.)

| 名稱 Name | 單位 Unit | 年份 Year | 一月 Jan. | 二月 Feb. | 三月 March | 平均 Qrly. Average | 四月 April | 五月 May | 六月 June | 平均 Qrly. Average | 七月 July | 八月 Aug. | 九月 Sept. | 平均 Qrly. Average | 十月 Oct. | 十一月 Nov. | 十二月 Dec. | 平均 Qrly. Average | 總平均 Year's Average |
|--|--------------------|------------|------------|------------|-------------|------------------------|-------------|-----------|------------|------------------------|------------|------------|-------------|------------------------|------------|-------------|-------------|------------------------|--------------------------|
| 紹酒, 雙加重 (紹興) Wine, best, Shaoshing (China) | 56斤 56 Catties. | 十二年1923 | 3.897 | 3.890 | 3.896 | 3.894 | 3.906 | 3.884 | 3.881 | 3.890 | 4.178 | 4.179 | 4.193 | 4.196 | 4.199 | 4.179 | 4.164 | 4.180 | 4.040 |
| | | 十三年1924 | 4.182 | 4.154 | 4.151 | 4.162 | 4.161 | 4.170 | 4.124 | 4.114 | 4.102 | 4.237 | 4.159 | 4.124 | 4.228 | 4.286 | 4.277 | 4.247 | 4.162 |
| | | 十四年1925 | 4.275 | 4.170 | 4.201 | 4.215 | 4.587 | 5.154 | 5.151 | 4.964 | 4.984 | 5.095 | 5.222 | 5.100 | 5.200 | 5.200 | 5.191 | 5.197 | 4.869 |
| | | 十五年1926 | 5.175 | 5.224 | 5.126 | 5.105 | 5.219 | 5.219 | 5.294 | 5.244 | 4.339 | 3.590 | 4.308 | 4.079 | 4.404 | 4.380 | 4.440 | 4.408 | 4.709 |
| | | 十六年1927 | 4.032 | 4.038 | 4.350 | 4.140 | 4.099 | 4.234 | 4.408 | 4.247 | 4.646 | 4.923 | 5.213 | 4.927 | 5.176 | 5.201 | 5.176 | 5.184 | 4.625 |
| | | 十七年1928 | 5.047 | 5.047 | 5.054 | 5.049 | 5.092 | 5.081 | 5.050 | 5.074 | 5.050 | 5.041 | 5.040 | 5.044 | 5.056 | 5.067 | 5.055 | 5.059 | 5.057 |
| | | 十八年1929 | 5.024 | 5.027 | 5.029 | 5.027 | 5.169 | 5.176 | 5.156 | 5.167 | 5.066 | 5.170 | 5.181 | 5.139 | 5.188 | 5.201 | 5.208 | 5.199 | 5.133 |
| | | 十九年1930 | 5.186 | 5.170 | 5.185 | 5.180 | 5.184 | 5.625 | 5.588 | 5.466 | 5.664 | 5.688 | 5.692 | 5.681 | 5.680 | 5.664 | 5.652 | 5.665 | 5.498 |
| | | 二十年1931 | 5.637 | 5.638 | 5.639 | 5.638 | 5.672 | 5.695 | 5.675 | 5.681 | 5.659 | 5.653 | 5.653 | 5.655 | 5.670 | 5.660 | 5.646 | 5.659 | 5.658 |
| | | 廿一年1932 | 5.604 | ... | 5.661 | 5.633 | 5.515 | 5.481 | 5.433 | 5.476 | 5.398 | 5.364 | 5.388 | 5.470 | 5.519 | 5.561 | 5.517 | 5.532 | 5.527 |

上海雙加重紹興酒之躉售市價
PRICE OF SHAOSHING BEST WINE
民國十二年至廿一年

UNIT - 56 CATTIES

單位五十六

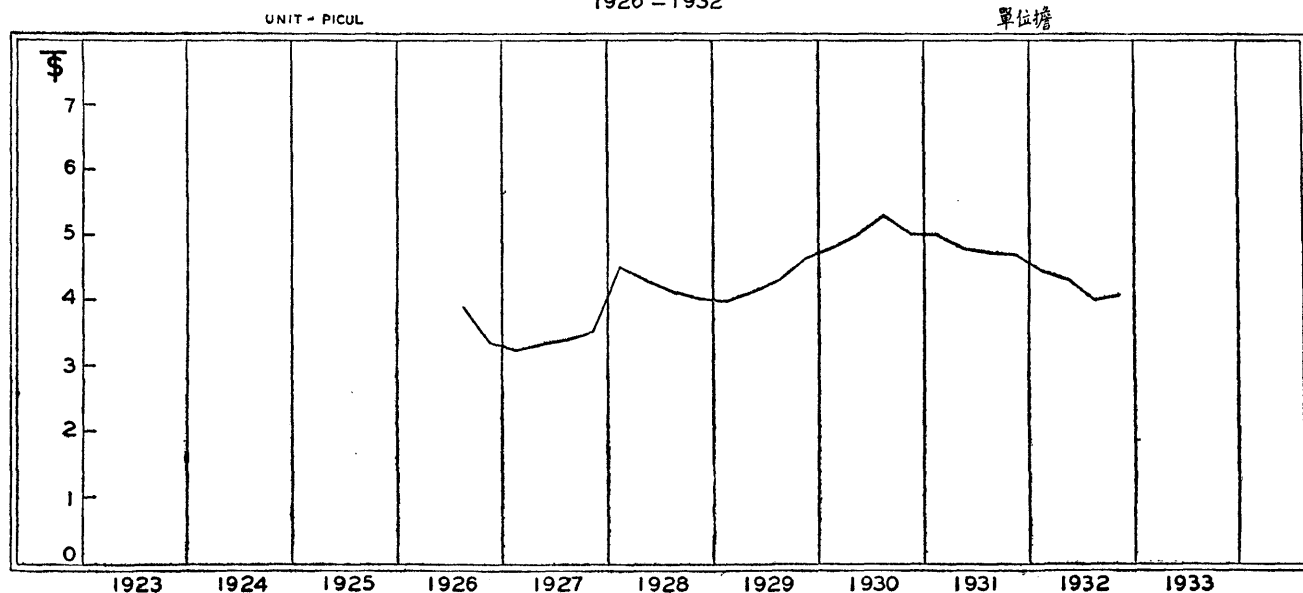


酒 WINE

躉售市價—Wholesale Price (Shanghai Tls.)

| 名稱 Name | 單位 Unit | 年份 Year | 一月 Jan. | 二月 Feb. | 三月 Mar. | 平均 Qrly. Average | 四月 April | 五月 May | 六月 June | 平均 Qrly. Average | 七月 July | 八月 Aug. | 九月 Sept. | 平均 Qrly. Average | 十月 Oct. | 十一月 Nov. | 十二月 Dec. | 平均 Qrly. Average | 總平均 Year's Average | | |
|--|------------|------------|------------|------------|------------|------------------------|-------------|-----------|------------|------------------------|------------|------------|-------------|------------------------|------------|-------------|-------------|------------------------|--------------------------|--|--|
| 土黃酒, 上等, Wine, First Quality, Shanghai (China) | 担 Picul | 十二年1923 | | | | | | | | | | | | | | | | | | | |
| | | 十三年1924 | | | | | | | | | | | | | | | | | | | |
| | | 十四年1925 | | | | | | | | | | | | | | | | | | | |
| | | 十五年1926 | | | | | | | | | | 4.308 | 4.164 | 3.231 | 3.901 | 3.357 | 3.285 | 3.552 | 3.398 | | |
| | | 十六年1927 | 3.294 | 3.353 | 3.146 | 3.264 | 3.285 | 3.294 | 3.494 | 3.358 | 3.485 | 3.243 | 3.475 | 3.401 | 3.645 | 3.516 | 3.499 | 3.553 | 3.394 | | |
| | | 十七年1928 | 4.614 | 4.470 | 4.476 | 4.520 | 4.365 | 4.355 | 4.257 | 4.326 | 4.185 | 4.032 | 4.320 | 4.179 | 4.045 | 4.017 | 4.116 | 4.059 | 4.271 | | |
| | | 十八年1929 | 4.019 | 4.021 | 3.988 | 4.009 | 4.164 | 4.134 | 4.153 | 4.150 | 4.305 | 4.308 | 4.318 | 4.310 | 4.467 | 4.623 | 4.919 | 4.670 | 4.285 | | |
| | | 十九年1930 | 4.754 | 4.683 | 5.041 | 4.826 | 5.040 | 4.976 | 5.086 | 5.034 | 5.374 | 5.391 | 5.181 | 5.315 | 5.097 | 5.083 | 5.000 | 5.060 | 5.059 | | |
| | | 二十年1931 | 5.059 | 5.060 | 4.916 | 5.012 | 4.872 | 4.892 | 4.693 | 4.819 | 4.897 | 4.638 | 4.747 | 4.761 | 4.761 | 4.644 | 4.705 | 4.703 | 4.824 | | |
| | | 廿一年1932 | 4.455 | ... | 4.500 | 4.478 | 4.384 | 4.357 | 4.318 | 4.353 | 4.014 | 3.932 | 4.007 | 4.001 | 4.068 | 4.104 | 4.135 | 4.102 | 4.233 | | |

上海上等土黃酒之躉售市價
PRICE OF FIRST QUALITY SHANGHAI WINE
民國十五年至廿一年
1926 - 1932

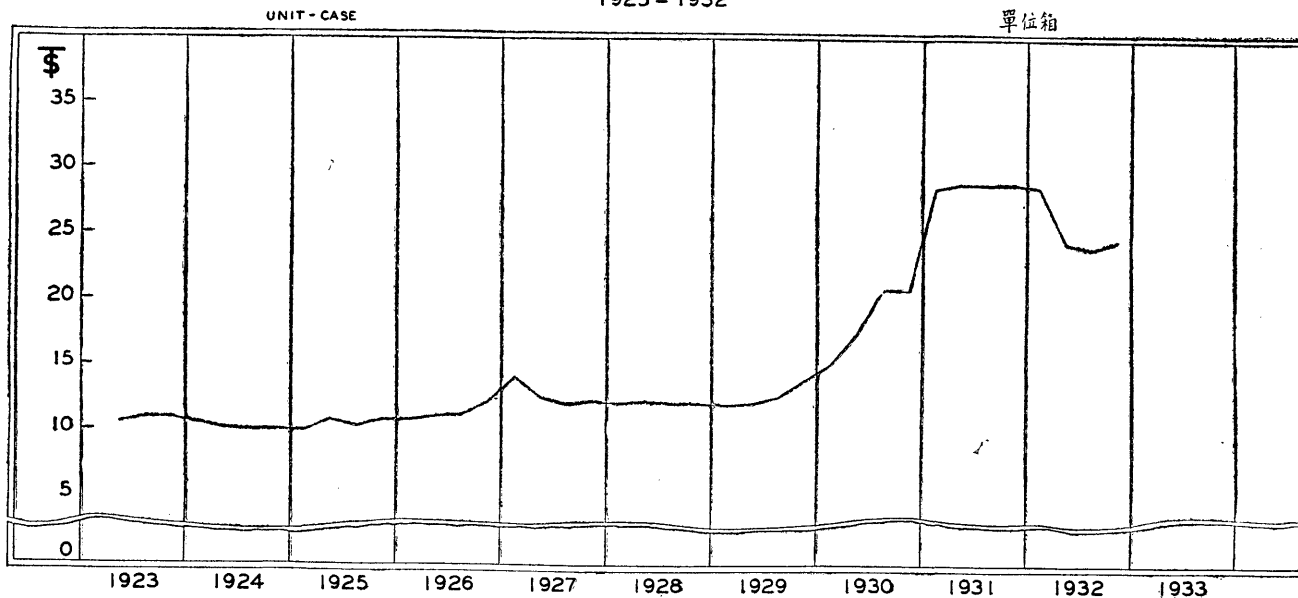


啤酒 BEER

躉售市價—Wholesale Price (Shanghai Tls.)

| 名稱 Name | 單位 Unit | 年份 Year | 一月 Jan. | 二月 Feb. | 三月 March | 平均 Qrly. Average | 四月 April | 五月 May | 六月 June | 平均 Qrly. Average | 七月 July | 八月 Aug. | 九月 Sept. | 平均 Qrly. Average | 十月 Oct. | 十一月 Nov. | 十二月 Dec. | 平均 Qrly. Average | 總平均 Year's Average | |
|---|---|------------|------------|------------|-------------|------------------------|-------------|-----------|------------|------------------------|------------|------------|-------------|------------------------|------------|-------------|-------------|------------------------|--------------------------|--------|
| 啤酒, 順發美女, 大瓶, (德) Beer, Girl Brand, (Germany) | 箱 (四打, 大瓶) Case (4 dozen, large bottles) | 十二年1923 | ... | ... | ... | ... | ... | 10.00 | 11.000 | 10.500 | 11.000 | 10.937 | 10.750 | 10.896 | 10.750 | 10.750 | 10.750 | 10.750 | ... | |
| | | 十三年1924 | 10.500 | 10.500 | 10.500 | 10.500 | 10.500 | 10.000 | 10.000 | 10.167 | 10.000 | 10.000 | 10.000 | 10.000 | 10.000 | 10.000 | 10.000 | 10.000 | 10.000 | 10.167 |
| | | 十四年1925 | 10.000 | 10.000 | 10.000 | 10.000 | 10.694 | 10.806 | ... | 10.750 | 10.753 | 10.694 | 10.000 | 10.482 | 10.717 | 10.709 | 10.673 | 10.700 | 10.483 | |
| | | 十五年1926 | 10.595 | 10.562 | 11.242 | 10.800 | 11.308 | 11.277 | 11.230 | 11.272 | 11.293 | 11.309 | 11.504 | 11.369 | 11.716 | 12,194 | 13.020 | 12.310 | 11.438 | |
| | | 十六年1927 | 14.640 | 14.420 | 13.011 | 14.024 | 13.158 | 12,444 | 12.376 | 12.659 | 12.052 | 12.018 | 12.018 | 12.029 | 12.320 | 12.376 | 12.320 | 12.339 | 10.210 | |
| | | 十七年1928 | 12.227 | 12.176 | 12.202 | 12.202 | 12.295 | 12.340 | 12.265 | 12.300 | 12.265 | 12.242 | 12.240 | 12.249 | 12.279 | 12.305 | 12.277 | 13.287 | 12.260 | |
| | | 十八年1929 | 12.201 | 12.208 | 12.214 | 12.208 | 12.204 | 12.221 | 12.532 | 12.319 | 12.556 | 12.924 | 12.933 | 12.811 | 14.050 | 14.087 | 14.106 | 14.081 | 12.855 | |
| | | 十九年1930 | 14.046 | 16.157 | 16.202 | 15.468 | 16.200 | 16.225 | 10.776 | 17.734 | 21.060 | 21.147 | 21.161 | 21.123 | 21.118 | 21.060 | 21.013 | 21.064 | 18.847 | |
| | | 二十年1931 | 28.908 | 28.912 | 27.920 | 28.580 | 29.088 | 29,204 | 29.104 | 29.132 | 29.020 | 28.988 | 28.992 | 29.000 | 29.076 | 29.028 | 28.952 | 29.019 | 28.933 | |
| | | 廿一年1932 | 28.740 | ... | 29.032 | 28.886 | 24.749 | 24.595 | 24.378 | 24.574 | 24.224 | 24.070 | 24.178 | 24.157 | 24.546 | 24.763 | 24.95 | 24.755 | 25.592 | |

德國大瓶順發美女牌啤酒在滬之躉售市價
 PRICE OF GERMAN GIRL BRAND BEER
 民國十二年至廿一年
 1923 - 1932

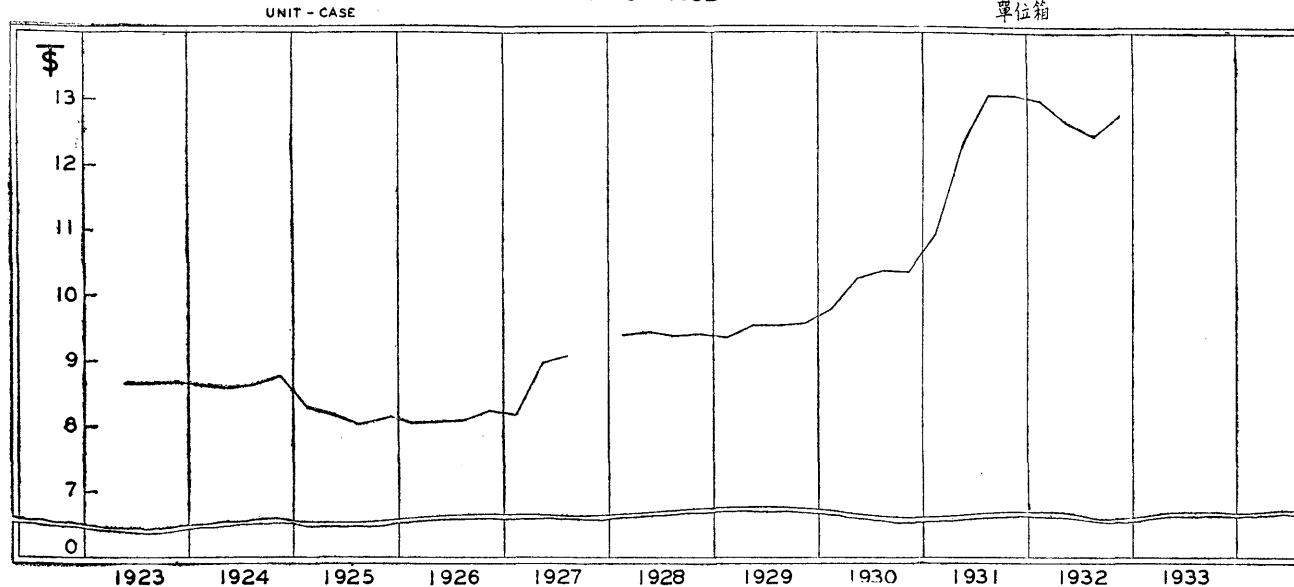


啤酒 BEER

躉售市價—Wholesale Price (Shanghai Tls.)

| 名稱 Name | 單位 Unit | 年份 Year | 一月 Jan. | 二月 Feb. | 三月 March | 平均 Qrly. Average | 四月 April | 五月 May | 六月 June | 平均 Qrly. Average | 七月 July | 八月 Aug. | 九月 Sept. | 平均 Qrly. Average | 十月 Oct. | 十一月 Nov. | 十二月 Dec. | 平均 Qrly. Average | 總平均 Year's Average | | |
|---|--|------------|------------|------------|-------------|------------------------|-------------|-----------|------------|------------------------|------------|------------|-------------|------------------------|------------|-------------|-------------|------------------------|--------------------------|--------|--|
| 啤酒, 大瓶, (挪威商本廠出品) (上海) Beer, Union (Product of Norwegian factories in Shanghai.) | 箱 (四打,大瓶) Case (4 dozen, large bottles) | 十二年1923 | | | | | ... | 8.680 | 8.629 | 8.654 | 8.647 | 8.652 | 8.665 | 8.655 | 8.657 | 8.708 | 8.656 | 8.674 | | | |
| | | 十三年1924 | 8.624 | 8.615 | 8.598 | 8.610 | 8.621 | 8.629 | 8.537 | 8.596 | 8.512 | 8.582 | 8.722 | 8.605 | 8.736 | 8.796 | 8.808 | 8.780 | 8.648 | | |
| | | 十四年1925 | 8.627 | 8.127 | 8.144 | 8.299 | 8.156 | 8.220 | ... | 8.188 | 8.011 | 8.014 | 8.055 | 8.027 | 8.156 | 8.163 | 8.134 | 8.151 | 8.166 | | |
| | | 十五年1926 | 8.076 | 8.051 | 8.039 | 8.055 | 8.066 | 8.055 | 8.039 | 8.053 | 8.072 | 8.080 | 8.089 | 8.080 | 8.122 | 8.212 | 8.325 | 8.220 | 8.102 | | |
| | | 十六年1927 | 8.235 | 8.111 | 8.156 | 8.167 | 8.577 | 9.150 | 9.110 | 8.942 | 9.075 | 9.050 | ... | 9.062 | ... | ... | ... | ... | 8.724 | | |
| | | 十七年1928 | 9.405 | 9.366 | 9.386 | 9.386 | 9.457 | 9.437 | 9.379 | 9.424 | 9.379 | 9.361 | 9.360 | 9.367 | 9.390 | 9.409 | 9.389 | 9.396 | 9.393 | 9.393 | |
| | | 十八年1929 | 9.330 | 9.335 | 9.340 | 9.335 | 9.512 | 9.525 | 9.488 | 9.508 | 9.507 | 9.514 | 9.535 | 9.519 | 9.547 | 9.572 | 9.585 | 9.568 | 9.483 | 9.483 | |
| | | 十九年1930 | 9.544 | 9.515 | 10.261 | 9.773 | 10.260 | 10.275 | 10.222 | 10.252 | 10.348 | 10.391 | 10.398 | 10.379 | 10.377 | 10.348 | 10.326 | 10.350 | 10.189 | 10.189 | |
| | | 二十年1931 | 10.660 | 11.023 | 11.026 | 10.903 | 11.090 | 13.141 | 13.096 | 12.442 | 13.058 | 13.045 | 13.046 | 13.050 | 13.084 | 13.063 | 13.028 | 13.058 | 12.363 | 12.363 | |
| | | 廿一年1932 | 12.932 | ... | 13.064 | 12.998 | 12.728 | 12.649 | 12.536 | 12.638 | 12.458 | 12.378 | 12.429 | 12.422 | 12.623 | 12.735 | 12.834 | 12.731 | 12.697 | 12.697 | |

上海挪威啤酒之躉售市價
PRICE OF NORWEGIAN BEER
民國十二年至廿一年
1923 - 1932

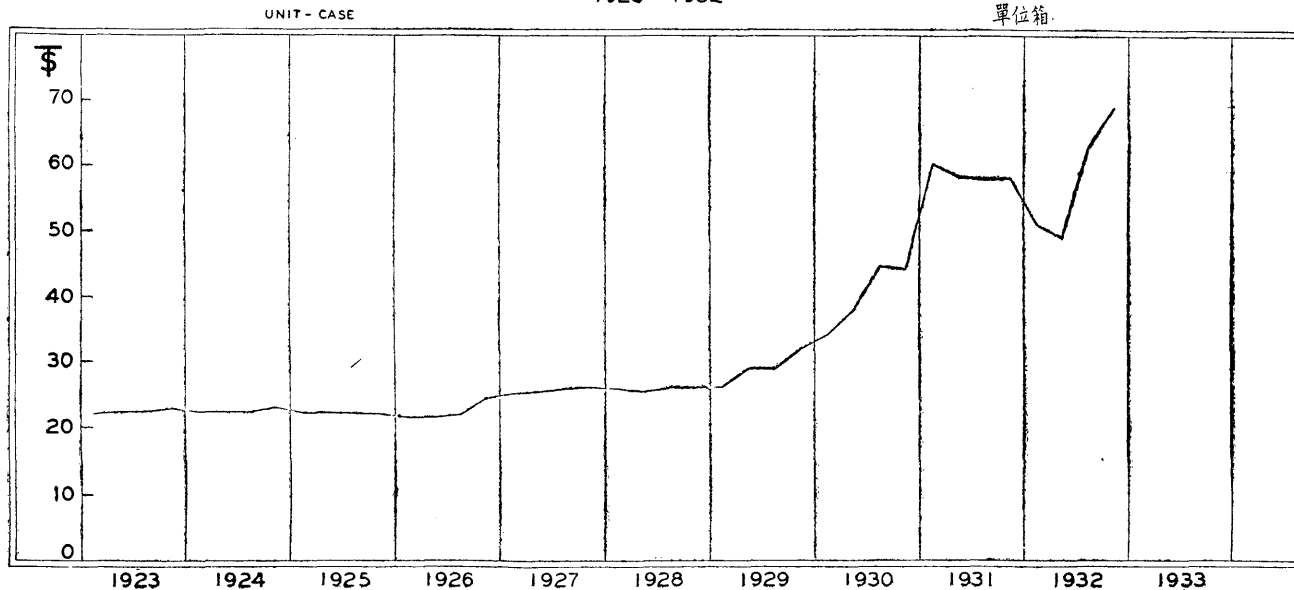


酒 SPIRITS

躉售市價—Wholesale Price (Shanghai Tls.)

| 名稱 Name | 單位 Unit | 年份 Year | 一月 Jan. | 二月 Feb. | 三月 March | 平均 Qrly. Average | 四月 April | 五月 May | 六月 June | 平均 Qrly. Average | 七月 July | 八月 Aug. | 九月 Sept. | 平均 Qrly. Average | 十月 Oct. | 十一月 Nov. | 十二月 Dec. | 平均 Qrly. Average | 總平均 Year's Average |
|--|---|------------|------------|------------|-------------|------------------------|-------------|-----------|------------|------------------------|------------|------------|-------------|------------------------|------------|-------------|-------------|------------------------|--------------------------|
| 威士忌, 正廣和紅牌, 常尼華克 (英) Whisky, Johnnie Walker & Son, Red Label, (Great Britain) | 箱 (一打, 大瓶) Case (1 dozen, large bottles) | 十二年1923 | 21.688 | 21.625 | 21.600 | 21.638 | ... | 22.061 | 21.935 | 21.998 | 21.977 | 21.992 | 22.024 | 21.998 | 21.988 | 22.132 | 22.000 | 22.040 | 21.918 |
| | | 十三年1924 | 21.900 | 21.897 | 21.853 | 21.883 | 21.911 | 21.932 | 21.698 | 21.847 | 21.634 | 21.814 | 22.167 | 21.872 | 22.204 | 22.356 | 22.387 | 22.316 | 21.979 |
| | | 十四年1925 | 22.433 | 22.094 | 22.085 | 22.204 | 22.113 | 22.344 | ... | 22.228 | 22.235 | 22.113 | 22.085 | 22.144 | 22.161 | 22.143 | 22.070 | 22.125 | 22.175 |
| | | 十五年1926 | 21.908 | 21.841 | 21.771 | 21.840 | 21.899 | 21.838 | 21.746 | 21.828 | 21.869 | 21.899 | 23.008 | 22.259 | 23.072 | 25.480 | 26.040 | 24.864 | 22.698 |
| | | 十六年1927 | 25.620 | 25.235 | 25.357 | 25.404 | 25.585 | 25.620 | 25.480 | 25.562 | 26.245 | 26.173 | 26.173 | 26.197 | 26.353 | 26.480 | 26.353 | 26.395 | 25.890 |
| | | 十七年1928 | 26.154 | 26.046 | 26.100 | 26.100 | 26.299 | 25.241 | 26.082 | 25.874 | 26.082 | 26.032 | 21.028 | 26.047 | 26.111 | 26.165 | 26.107 | 26.128 | 26.037 |
| | | 十八年1929 | 25.945 | 25.959 | 27.536 | 16.480 | 29.075 | 29.115 | 29.002 | 29.064 | 29.059 | 29.151 | 29.216 | 29.142 | 32.134 | 32.219 | 32.264 | 32.206 | 29.223 |
| | | 十九年1930 | 33.350 | 34.900 | 35.443 | 34.564 | 37.080 | 37.137 | 40.383 | 38.200 | 44.901 | 45.086 | 44.658 | 44.882 | 44.566 | 44.443 | 44.346 | 44.452 | 40.525 |
| | | 二十年1931 | 55.937 | 62.450 | 62.467 | 60.285 | 58.467 | 58.700 | 58.499 | 58.555 | 58.330 | 58.266 | 58.274 | 58.290 | 58.443 | 58.346 | 58.194 | 58.328 | 58.864 |
| | | 廿一年1932 | 48.858 | ... | 53.709 | 51.284 | 49.497 | 49.189 | 48.755 | 49.147 | 53.292 | 67.051 | 67.353 | 62.565 | 68.377 | 68.986 | 69.518 | 68.959 | 55.489 |

英國正廣和紅牌常尼華克威士忌酒在港之躉售市價
PRICE OF BRITISH RED LABEL WHISKY
民國十二年至廿一年
1923 - 1932

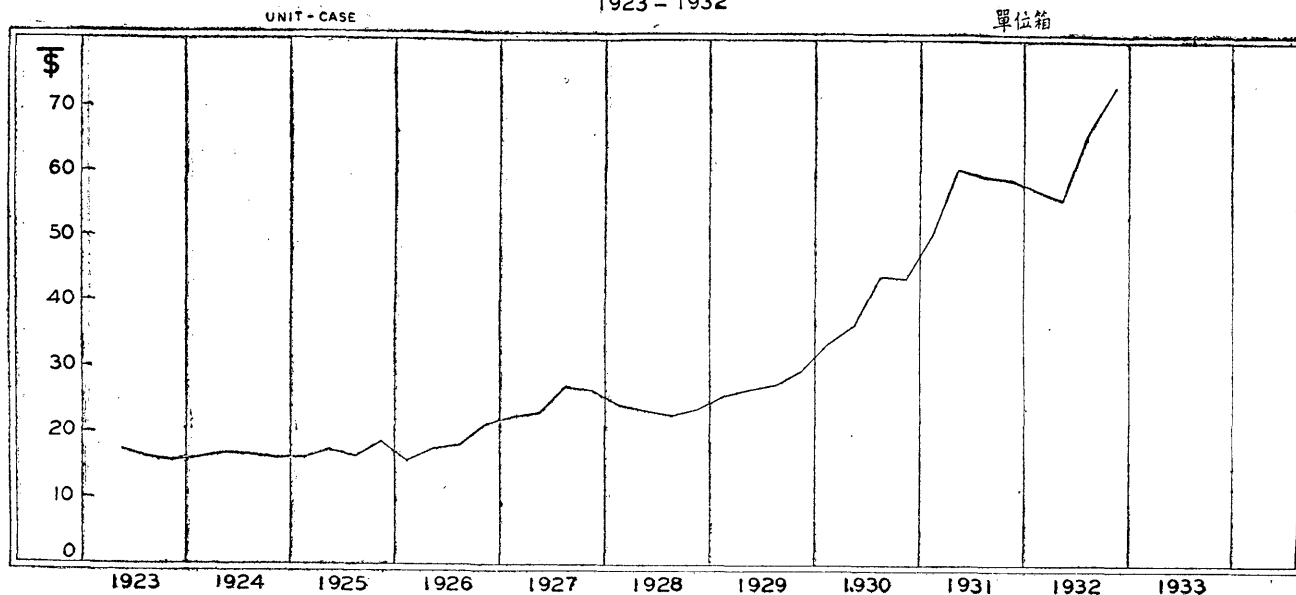


酒 SPIRITS

躉售市價—Wholesale Price (Shanghai Tls.)

| 名稱 Name | 單位 Unit | 年份 Year | 一月 Jan. | 二月 Feb. | 三月 March | 平均 Qrly. Average | 四月 April | 五月 May | 六月 June | 平均 Qrly. Average | 七月 July | 八月 Aug. | 九月 Sept. | 平均 Qrly. Average | 十月 Oct. | 十一月 Nov. | 十二月 Dec. | 平均 Qrly. Average | 總平均 Year's Average |
|---|---|------------|------------|------------|-------------|------------------------|-------------|-----------|------------|------------------------|------------|------------|-------------|------------------------|------------|-------------|-------------|------------------------|--------------------------|
| 白蘭地酒，龍東三 星海內斯，大瓶 (法) Brandy, Three Stars, Hennessy's (France) | 箱 (--打,大瓶) Case (1 dozen, large bottles) | 十二年1923 | 19.295 | 18.742 | 18.700 | 18.912 | 18.096 | 17.359 | 16.684 | 17.380 | 16.393 | 16.195 | 15.634 | 16.064 | 15.847 | 15.908 | 15.323 | 15.693 | 17.012 |
| | | 十三年1924 | 15.812 | 16.512 | 15.763 | 16.029 | 16.523 | 17.258 | 17.074 | 16.952 | 16.846 | 16.628 | 16.716 | 16.730 | 16.322 | 16.322 | 15.964 | 16.203 | 16.478 |
| | | 十四年1925 | 14.710 | 16.390 | 17.197 | 16.099 | 17.219 | 17.766 | ... | 17.492 | 17.132 | 17.038 | 15.023 | 16.398 | 19.618 | 18.513 | 18.452 | 18.861 | 17.213 |
| | | 十五年1926 | 15.803 | 15.396 | 16.774 | 15.991 | 17.519 | 17.900 | 17.825 | 17.772 | 17.782 | 17.950 | 18.694 | 18.142 | 19.467 | 21.840 | 22.692 | 21.333 | 18.310 |
| | | 十六年1927 | 22.326 | 22.351 | 22.822 | 22.500 | 23.026 | 23.058 | 22.932 | 23.005 | 24.684 | 28.930 | 27.512 | 27.052 | 27.702 | 27.102 | 25.150 | 26.651 | 24.802 |
| | | 十七年1928 | 24.602 | 24.132 | 23.819 | 24.184 | 24.007 | 23.592 | 23.088 | 23.562 | 23.098 | 22.773 | 22.681 | 22.851 | 22.754 | 24.337 | 24.429 | 23.840 | 23.609 |
| | | 十八年1929 | 24.716 | 26.570 | 26.584 | 25.972 | 26.562 | 26.599 | 26.854 | 26.672 | 26.906 | 27.467 | 28.154 | 27.509 | 28.910 | 30.341 | 30.383 | 29.878 | 27.503 |
| | | 十九年1930 | 32.053 | 34.828 | 35.105 | 33.995 | 35.280 | 35.331 | 39.454 | 36.688 | 43.600 | 44.477 | 44.512 | 44.196 | 43.690 | 43.210 | 44.740 | 43.880 | 39.690 |
| | | 二十年1931 | 55.645 | 61.714 | 61.455 | 50.605 | 61.079 | 60.593 | 60.388 | 60.687 | 59.847 | 59.427 | 59.432 | 59.569 | 59.604 | 59.507 | 57.900 | 59.004 | 57.466 |
| | | 廿一年1932 | 56.757 | ... | 58.064 | 57.411 | 55.861 | 55.691 | 55.887 | 55.813 | 58.144 | 66.693 | 73.193 | 66.010 | 73.273 | 72.869 | 72.723 | 72.955 | 63.050 |

法國大瓶龍東三星海內斯白蘭地酒在滬之躉售市價
 PRICE OF FRENCH HENNESSY'S THREE STARS BRAND BRANDY
 民國十二年至廿一年
 1923 - 1932

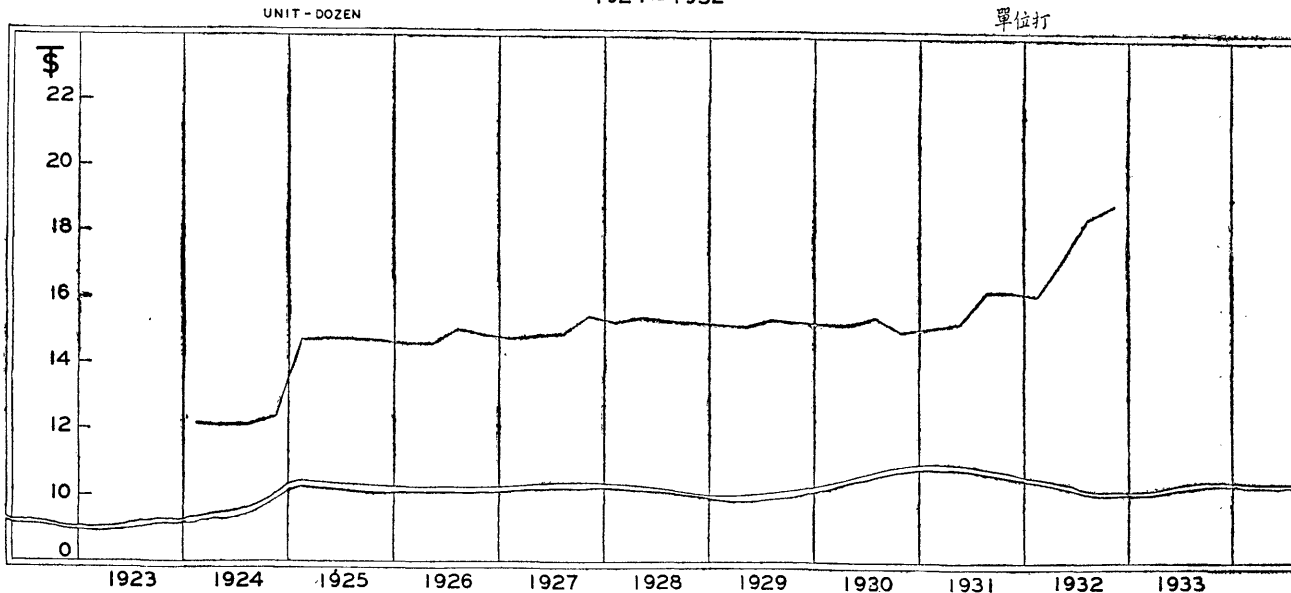


酒 SPIRITS

躉售市價—Wholesale Price (Shanghai Tls.)

| 名稱 Name | 單位 Unit | 年份 Year | 一月 Jan. | 二月 Feb. | 三月 March | 平均 Qrly. Average | 四月 April | 五月 May | 六月 June | 平均 Qrly. Average | 七月 July | 八月 Aug. | 九月 Sept. | 平均 Qrly. Average | 十月 Oct. | 十一月 Nov. | 十二月 Dec. | 平均 Qrly. Average | 總平均 Year's Average | |
|---|------------|------------|------------|------------|-------------|------------------------|-------------|-----------|------------|------------------------|------------|------------|-------------|------------------------|------------|-------------|-------------|------------------------|--------------------------|--|
| 白蘭地酒, 十六年高月, 張裕 Brandy, 16 years Cognac, Chang Yu Pioneer Wine Co. Ltd. (China) | 打 Dozen | 十二年1923 | | | | | | | | | | | | | | | | | | |
| | | 十三年1924 | 12.218 | 12.205 | 12.180 | 12.201 | 12.213 | 12.225 | 12.094 | 12.177 | 12.058 | 12.158 | 12.356 | 12.191 | 12.376 | 12.461 | 12.478 | 12.440 | 12.252 | |
| | | 十四年1925 | 14.979 | 14.736 | 14.767 | 14.827 | 14.790 | 14.910 | ... | 14.850 | 14.790 | 14.795 | 14.812 | 14.819 | 14.790 | 14.803 | 14.749 | 14.781 | 14.819 | |
| | | 十五年1926 | 14.645 | 14.599 | 14.578 | 14.607 | 14.627 | 14.606 | 14.578 | 14.604 | 16.072 | 14.652 | 14.668 | 15.131 | 14.729 | 14.892 | 15.096 | 14.906 | 14.812 | |
| | | 十六年1927 | 14.933 | 14.708 | 14.790 | 14.810 | 14.892 | 14.933 | 14.851 | 14.892 | 14.810 | 14.770 | 15.385 | 14.988 | 15.491 | 15.566 | 15.491 | 15.516 | 15.052 | |
| | | 十七年1928 | 15.374 | 15.311 | 15.342 | 15.342 | 15.459 | 15.425 | 15.332 | 15.405 | 15.512 | 15.302 | 15.300 | 15.371 | 15.349 | 15.381 | 15.347 | 15.359 | 15.369 | |
| | | 十八年1929 | 15.251 | 15.260 | 15.268 | 15.260 | 15.255 | 15.277 | 15.217 | 15.250 | 15.247 | 15.545 | 15.579 | 15.457 | 15.311 | 15.351 | 15.372 | 15.345 | 15.328 | |
| | | 十九年1930 | 15.306 | 15.260 | 15.302 | 15.289 | 15.300 | 15.323 | 15.224 | 15.282 | 15.432 | 15.496 | 15.506 | 15.478 | 15.474 | 14.814 | 14.782 | 15.023 | 15.270 | |
| | | 二十年1931 | 15.177 | 15.179 | 15.183 | 15.180 | 15.271 | 15.332 | 15.280 | 15.294 | 16.251 | 16.233 | 16.236 | 16.240 | 16.283 | 16.256 | 16.213 | 16.251 | 15.741 | |
| | | 廿一年1932 | 16.094 | ... | 16.258 | 16.176 | 15.839 | 17.146 | 18.666 | 17.217 | 18.548 | 18.430 | 18.513 | 18.497 | 18.795 | 18.961 | 19.108 | 18.955 | 17.711 | |

上海張裕十六年高月白蘭地酒之躉售市價
 PRICE OF CHANG YU PIONEER WINE CO.'S BRANDY
 民國十三年至廿一年
 1924 - 1932

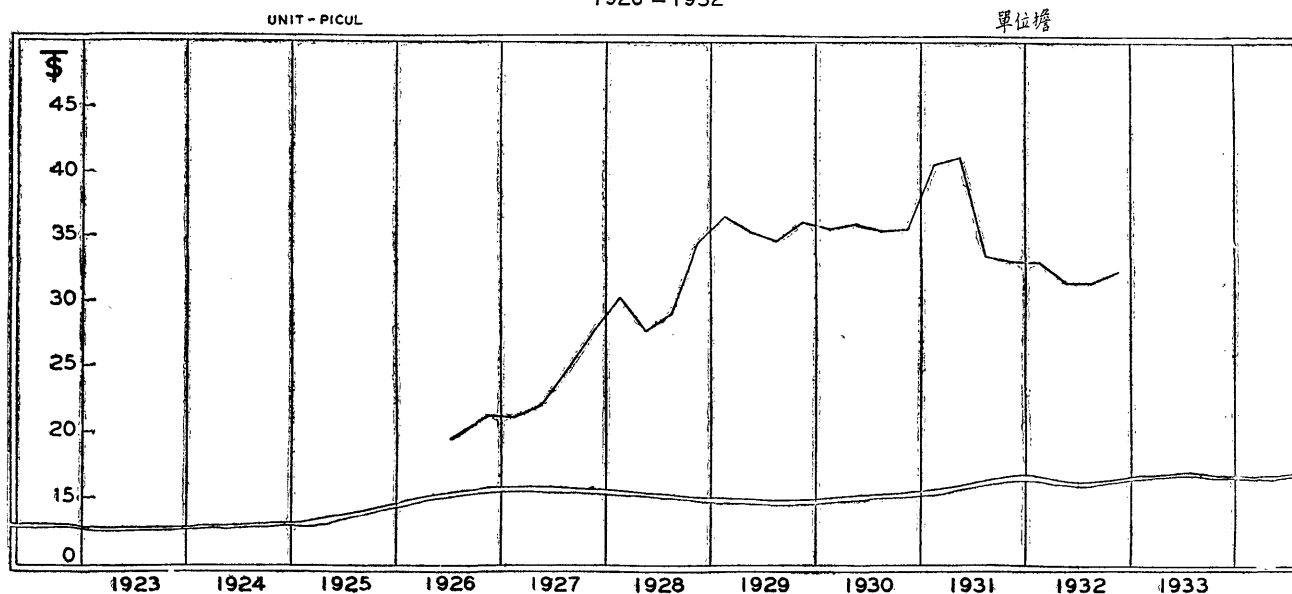


酒 SPIRITS

躉售市價—Wholesale Price (Shanghai Tls.)

| 名稱 Name | 單位 Unit | 年份 Year | 一月 Jan. | 二月 Feb. | 三月 March | 平均 Qrly. Average | 四月 April | 五月 May | 六月 June | 平均 Qrly. Average | 七月 July | 八月 Aug. | 九月 Sept. | 平均 Qrly. Average | 十月 Oct. | 十一月 Nov. | 十二月 Dec. | 平均 Qrly. Average | 總平均 Year's Average | | |
|--|------------|------------|------------|------------|-------------|------------------------|-------------|-----------|------------|------------------------|------------|------------|-------------|------------------------|------------|-------------|-------------|------------------------|--------------------------|--|--|
| 高粱酒, 洋河高粱, 恆盛, (鎮江) Spirits, Kaoliang, Chinkiang (China) | 担 Picul | 十二年1923 | | | | | | | | | | | | | | | | | | | |
| | | 十三年1924 | | | | | | | | | | | | | | | | | | | |
| | | 十四年1925 | | | | | | | | | | | | | | | | | | | |
| | | 十五年1926 | | | | | | | | | | 20.535 | 20.219 | 19.271 | 20.008 | 21.284 | 21.199 | 21.490 | 21.324 | | |
| | | 十六年1927 | 21.257 | 21.558 | 21.373 | 21.396 | 22.557 | 21.572 | 22.422 | 22.184 | 21.722 | 22.299 | 30.553 | 24.858 | 24.421 | 25.784 | 33.338 | 27.848 | 24.072 | | |
| | | 十七年1928 | ... | 30.468 | 30.468 | 20.450 | 29.289 | 28.419 | 26.032 | 27.913 | 26.667 | ... | 31.680 | 29.173 | 33.226 | 35.466 | 35.027 | 34.573 | 30.527 | | |
| | | 十八年1929 | 35.813 | 37.880 | 36.356 | 36.683 | 35.536 | 35.586 | 35.447 | 35.523 | 35.158 | 35.182 | 34.181 | 34.840 | 36.025 | 36.120 | 36.568 | 36.238 | 35.821 | | |
| | | 十九年1930 | 35.655 | 35.905 | 36.005 | 35.855 | 35.640 | 32.810 | 39.760 | 36.070 | 40.231 | 33.106 | 33.274 | 35.537 | 33.206 | 33.115 | 41.012 | 35.778 | 35.810 | | |
| | | 二十年1931 | 40.905 | 40.188 | 40.922 | 40.672 | 41.160 | 41.324 | 41.182 | 41.222 | 33.808 | 33.771 | 33.341 | 33.640 | 33.437 | 33.382 | 33.295 | 33.371 | 37.226 | | |
| | | 廿一年1932 | 33.051 | ... | 33.387 | 33.219 | 32.527 | 32.324 | 30.039 | 31.630 | 31.837 | 31.634 | 31.777 | 31.749 | 32.260 | 32.545 | 32.798 | 32.534 | 32.283 | | |

上海鎮江恆盛號洋河高粱酒之躉售市價
 PRICE OF CHINKIANG KAOLIANG SPIRIT
 民國十五年至廿一年
 1926 - 1932

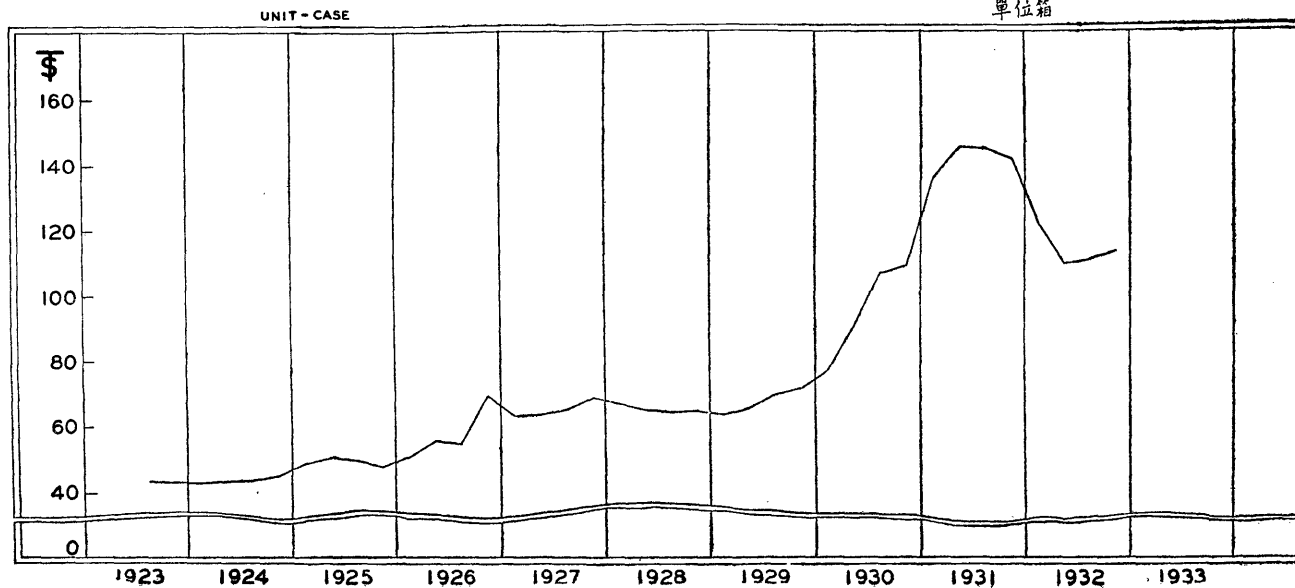


VII 茶 TEA

躉售市價 (單位兩) -- Wholesale Price (Shanghai Tls.)

| 名稱 Name | 單位 Unit | 年份 Year | 一月 Jan. | 二月 Feb. | 三月 March | 平均 Qrly. Average | 四月 April | 五月 May | 六月 June | 平均 Qrly. Average | 七月 July | 八月 Aug. | 九月 Sept. | 平均 Qrly. Average | 十月 Oct. | 十一月 Nov. | 十二月 Dec. | 平均 Qrly. Average | 總平均 Year's Average |
|--|---|------------|------------|------------|-------------|------------------------|-------------|-----------|------------|------------------------|------------|------------|-------------|------------------------|------------|-------------|-------------|------------------------|--------------------------|
| 紅茶, 立浦吞, 黃聽, (英) Tea, Black, Lipton's Yellow Label, (Great Britain) | 箱 (五十聽, 聽一磅) Case (50 tins, 1 lb-tins) | 十二年1923 | | | | | | | | | 43.536 | 44.128 | 44.230 | 43.965 | 43.587 | 43.844 | 43.401 | 43.611 | |
| | | 十三年1924 | 43.184 | 43.378 | 43.291 | 43.284 | 43.704 | 44.045 | 43.573 | 43.774 | 43.445 | 43.806 | 44.516 | 43.922 | 44.590 | 44.896 | 45.875 | 45.120 | 44.025 |
| | | 十四年1925 | 47.576 | 48.296 | 48.276 | 48.049 | 49.844 | 50.366 | ... | 50.105 | 50.119 | 49.844 | 48.262 | 49.408 | 48.435 | 47.793 | 47.635 | 47.954 | 48.879 |
| | | 十五年1926 | 47.286 | 49.232 | 55.020 | 50.513 | 55.343 | 55.189 | 54.658 | 55.163 | 55.266 | 53.850 | 53.925 | 54.347 | 54.075 | 63.700 | 65.100 | 60.958 | 55.245 |
| | | 十六年1927 | 65.575 | 61.588 | 61.887 | 63.017 | 63.963 | 64.050 | 63.700 | 63.904 | 63.525 | 63.350 | 67.875 | 64.917 | 68.344 | 68.673 | 68.344 | 68.453 | 65.073 |
| | | 十七年1928 | 63.306 | 67.547 | 67.689 | 66.180 | 68.203 | 63.516 | 63.131 | 64.950 | 63.634 | 64.509 | 64.500 | 64.214 | 64.706 | 64.840 | 63.192 | 64.246 | 64.897 |
| | | 十八年1929 | 62.799 | 62.834 | 64.738 | 63.457 | 65.434 | 65.899 | 66.388 | 65.907 | 67.266 | 70.307 | 70.463 | 69.345 | 71.301 | 72.240 | 72.340 | 71.960 | 67.667 |
| | | 十九年1930 | 73.525 | 77.788 | 82.509 | 77.941 | 87.028 | 87.119 | 98.631 | 90.926 | 99.853 | 109.380 | 109.455 | 106.229 | 109.230 | 108.933 | 108.680 | 108.948 | 95.961 |
| | | 二十年1931 | 126.482 | 138.536 | 141.585 | 135.534 | 143.916 | 144.485 | 144.755 | 144.385 | 143.963 | 144.189 | 144.201 | 144.118 | 143.479 | 142.114 | 138.720 | 141.438 | 131.369 |
| | | 廿一年1932 | 122.732 | ... | 120.965 | 121.849 | 110.505 | 105.408 | 110.262 | 108.725 | 109.579 | 113.742 | 112.207 | 111.843 | 109.571 | 110.542 | 111.402 | 110.505 | 113.230 |

英國立浦吞牌黃聽紅茶在港之躉售市價
PRICE OF BRITISH LIPTON'S YELLOW LABEL BLACK TEA
民國十二年至廿一年
1923 - 1932

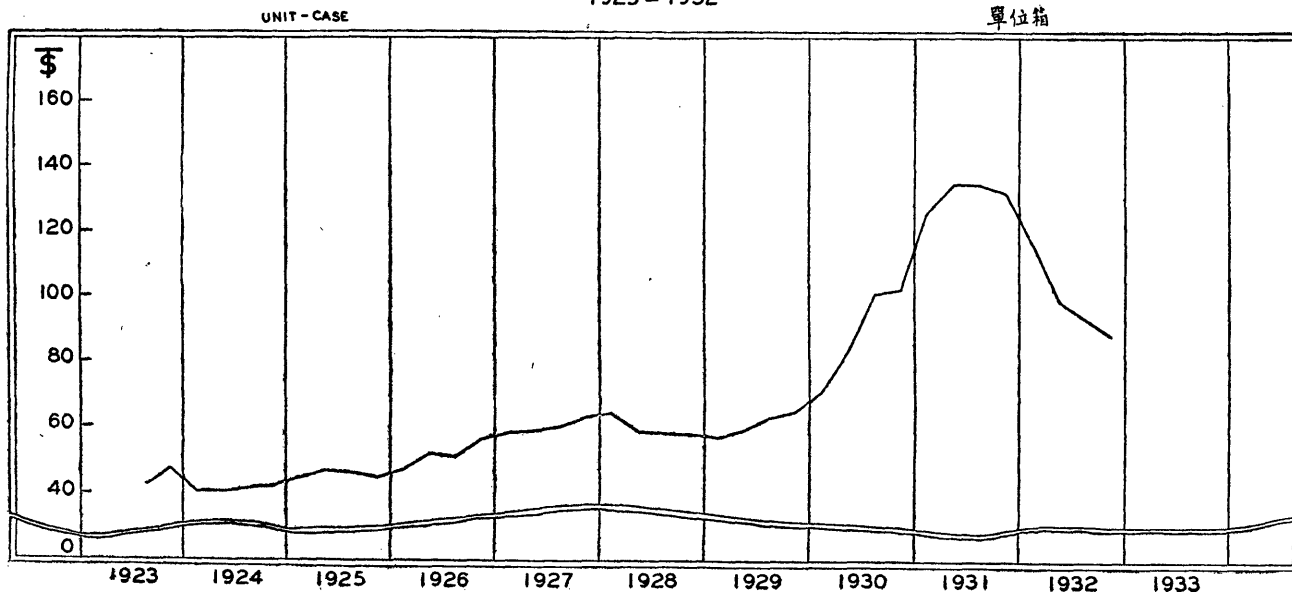


茶 TEA

躉售市價(單位兩)—Wholesale Price (Shanghai Tls.)

| 名稱 Name | 單位 Unit | 年份 Year | 一月 Jan. | 二月 Feb. | 三月 March | 平均 Qrly. Average | 四月 April | 五月 May | 六月 June | 平均 Qrly. Average | 七月 July | 八月 Aug. | 九月 Sept. | 平均 Qrly. Average | 十月 Oct. | 十一月 Nov. | 十二月 Dec. | 平均 Qrly. Average | 總平均 Year's Average | |
|---|---|------------|------------|------------|-------------|------------------------|-------------|-----------|------------|------------------------|------------|------------|-------------|------------------------|------------|-------------|-------------|------------------------|--------------------------|--|
| 紅茶,立浦吞,紅聽, (英) Tea, Black, Lipton's Red Label, (Great Britain) | 箱 (五十聽, 聽一磅) Case (50 tins, 1 lb-tins) | 十二年1923 | | | | | | | | | | 40.726 | 41.122 | 41.219 | 41.022 | 40.579 | 40.818 | 40.434 | 40.610 | |
| | | 十三年1924 | 39.679 | 40.083 | 40.012 | 39.925 | 40.108 | 40.147 | 39.717 | 39.991 | 39.590 | 39.930 | 40.577 | 40.032 | 40.644 | 40.923 | 42.814 | 41.460 | 40.352 | |
| | | 十四年1925 | 44.435 | 45.275 | 45.256 | 44.939 | 46.821 | 47.311 | ... | 47.066 | 47.079 | 46.821 | 45.250 | 46.383 | 45.413 | 44.765 | 44.617 | 44.932 | 45.842 | |
| | | 十五年1926 | 44.290 | 46.246 | 52.050 | 47.529 | 52.356 | 52.211 | 51.992 | 52.186 | 52.284 | 50.865 | 50.927 | 51.356 | 51.068 | 59.150 | 60.450 | 56.889 | 51.990 | |
| | | 十六年1927 | 60.997 | 57.081 | 57.227 | 58.435 | 59.394 | 59.475 | 59.150 | 59.340 | 58.937 | 58.825 | 63.350 | 60.387 | 63.787 | 64.094 | 63.787 | 63.889 | 60.513 | |
| | | 十七年1928 | 67.828 | 63.044 | 63.178 | 64.682 | 63.656 | 57.466 | 57.117 | 59.413 | 58.622 | 58.508 | 58.500 | 58.543 | 58.687 | 58.809 | 57.174 | 58.223 | 60.215 | |
| | | 十八年1929 | 56.817 | 56.849 | 58.752 | 57.473 | 59.449 | 59.936 | 60.439 | 59.531 | 61.289 | 64.318 | 64.462 | 63.356 | 65.288 | 66.208 | 66.300 | 65.932 | 61.585 | |
| | | 十九年1930 | 66.772 | 71.061 | 76.503 | 71.447 | 21.000 | 79.617 | 92.530 | 84.382 | 93.803 | 103.306 | 103.377 | 100.162 | 103.164 | 102.881 | 102.654 | 102.900 | 89.723 | |
| | | 二十年1931 | 117.439 | 129.500 | 132.548 | 126.493 | 134.835 | 135.372 | 135.667 | 135.291 | 135.275 | 135.126 | 135.145 | 135.182 | 134.400 | 133.045 | 129.681 | 132.376 | 132.336 | |
| | | 廿一年1932 | 121.247 | ... | 113.400 | 117.327 | 100.907 | 99.544 | 98.666 | 99.706 | 93.043 | 97.420 | 86.350 | 93.938 | 87.663 | 88.438 | 89.125 | 88.409 | 99.845 | |

英國立浦吞牌紅聽紅茶在港之躉售市價
PRICE OF BRITISH LIPTON'S RED LABEL BLACK TEA
民國十二年至廿一年
1923 - 1932

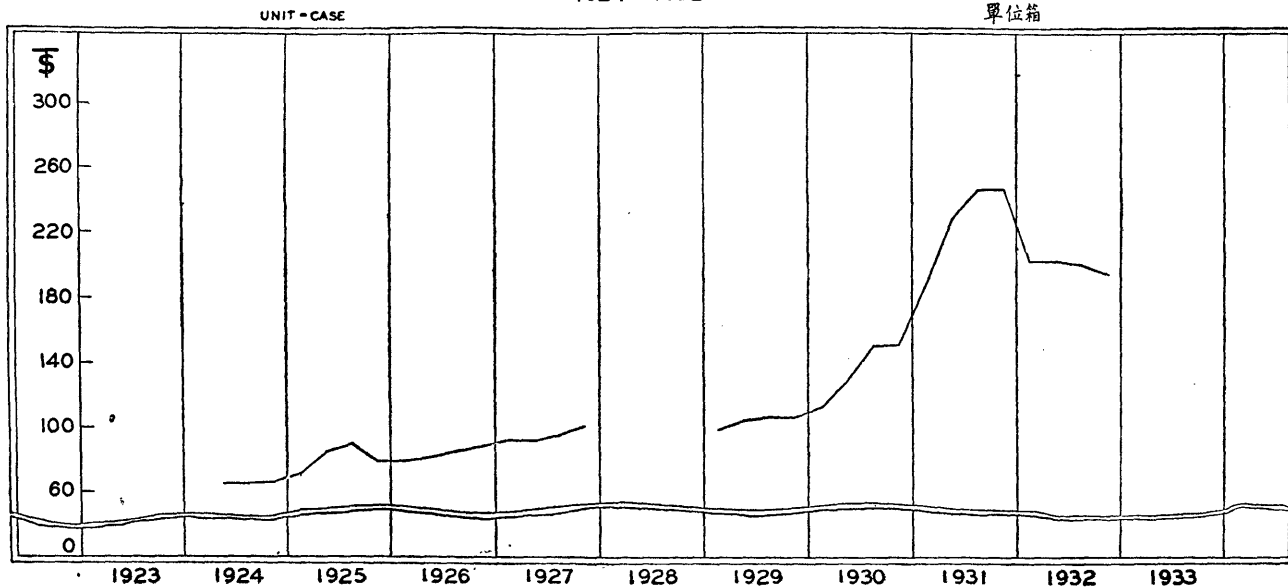


茶 TEA

躉售市價 (單位兩) — Wholesale Price (Shanghai Tls.)

| 名稱 Name | 單位 Unit | 年份 Year | 一月 Jan. | 二月 Feb. | 三月 March | 平均 Qrly. Average | 四月 April | 五月 May | 六月 June | 平均 Qrly. Average | 七月 July | 八月 Aug. | 九月 Sept. | 平均 Qrly. Average | 十月 Oct. | 十一月 Nov. | 十二月 Dec. | 平均 Qrly. Average | 總平均 Year's Average | | |
|--------------------------------------|---|------------|------------|------------|-------------|------------------------|-------------|-----------|------------|------------------------|------------|------------|-------------|------------------------|------------|-------------|-------------|------------------------|--------------------------|---------|--|
| 紅茶 (錫蘭) Tea, Black (Ceylon) | 箱 (百聽, 聽 一磅) Case (100 tins, 1 lb.-tins) | 十二年1923 | | | | | | | | | | | | | | | | | | | |
| | | 十三年1924 | | | | | 64.656 | 64.719 | 63.729 | 64.368 | 63.541 | 64.138 | 65.109 | 64.263 | 65.216 | 65.862 | 65.753 | 65.610 | | | |
| | | 十四年1925 | 65.888 | 64.894 | 79.651 | 70.144 | 79.750 | 90.000 | ... | 84.875 | 90.000 | 90.000 | 90.000 | 90.000 | 79.170 | 79.170 | 79.170 | 79.170 | 81.047 | | |
| | | 十五年1926 | 79.170 | 79.170 | 79.170 | 79.170 | 79.170 | 79.170 | 79.170 | 83.330 | 80.557 | 83.330 | 83.330 | 83.330 | 83.330 | 91.670 | 91.670 | 91.670 | 88.890 | 82.987 | |
| | | 十六年1927 | 91.670 | 91.670 | 91.670 | 91.670 | 91.670 | 91.670 | 91.670 | 91.670 | 91.670 | 91.670 | 91.670 | 100.000 | 94.447 | 100.000 | 100.000 | 100.000 | 100.000 | 94.447 | |
| | | 十七年1928 | | | | | | | | | | | | | | | | | | | |
| | | 十八年1929 | 95.691 | 95.744 | 100.000 | 97.145 | 100.000 | 103.330 | 103.330 | 102.220 | 103.330 | 103.330 | 103.330 | 103.330 | 106.663 | 108.330 | 103.330 | 108.330 | 106.663 | 103.173 | |
| | | 十九年1930 | 108.330 | 114.995 | 121.660 | 114.995 | 121.660 | 121.660 | 145.000 | 129.440 | 145.000 | 150.000 | 150.000 | 150.000 | 148.333 | 150.000 | 150.000 | 150.000 | 150.000 | 135.692 | |
| | | 二十年1931 | 185.000 | 185.000 | 185.000 | 185.000 | 220.000 | 220.000 | 245.000 | 228.333 | 245.000 | 245.000 | 245.000 | 245.000 | 245.000 | 245.000 | 245.000 | 242.500 | 244.167 | 225.625 | |
| | | 廿一年1932 | 215.000 | ... | 210.000 | 212.500 | 210.000 | 210.000 | 210.000 | 210.000 | 210.000 | 195.000 | 195.000 | 200.000 | 195.000 | 195.000 | 195.000 | 195.000 | 195.000 | 204.375 | |

錫蘭茶在滬之躉售市價
PRICE OF CEYLON TEA
民國十三年至廿一年
1924 - 1932

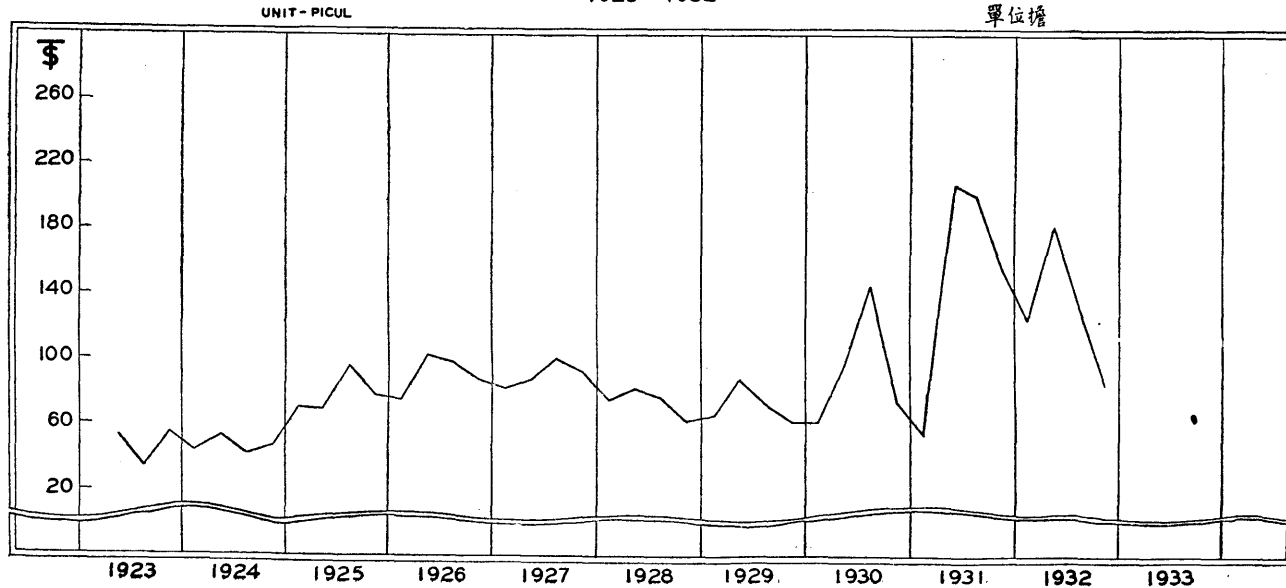


茶 TEA

躉售市價 (單位兩)—Wholesale Price (Shanghai Tls.)

| 名稱 Name | 單位 Unit | 年份 Year | 一月 Jan. | 二月 Feb. | 三月 March | 平均 Qrly. Average | 四月 April | 五月 May | 六月 June | 平均 Qrly. Average | 七月 July | 八月 Aug. | 九月 Sept. | 平均 Qrly. Average | 十月 Oct. | 十一月 Nov. | 十二月 Dec. | 平均 Qrly. Average | 總平均 Year's Average |
|---|------------|------------|------------|------------|-------------|------------------------|-------------|-----------|------------|------------------------|------------|------------|-------------|------------------------|------------|-------------|-------------|------------------------|--------------------------|
| 紅茶, 上等 (祁門) Tea, Black, First grade, Kee Mun (China) | 担 Picul | 十二年1923 | | | | | ... | 57.786 | 47.833 | 52.809 | 41.000 | 42.000 | 30.250 | 34.417 | ... | ... | 50.500 | 50.500 | |
| | | 十三年1924 | 44.000 | ... | ... | 44.000 | ... | 62.000 | 42.750 | 52.375 | 39.500 | ... | 45.000 | 42.250 | 43.000 | 41.000 | 49.000 | 44.333 | 45.739 |
| | | 十四年1925 | 68.000 | 77.500 | 65.500 | 70.333 | 68.000 | 69.000 | ... | 68.500 | 102.500 | 97.500 | 86.000 | 95.333 | 82.000 | 82.000 | 73.000 | 79.000 | 78.291 |
| | | 十五年1926 | 73.000 | 74.000 | 78.000 | 75.000 | 73.000 | 112.500 | 123.000 | 102.833 | 107.500 | 97.000 | 95.000 | 99.833 | 98.000 | 77.500 | 87.000 | 87.500 | 91.291 |
| | | 十六年1927 | 77.000 | 85.000 | 84.000 | 82.000 | 82.000 | 67.000 | 118.000 | 89.000 | 103.000 | 104.000 | 98.000 | 101.667 | 97.000 | 86.000 | 94.000 | 92.333 | 91.250 |
| | | 十七年1928 | 77.000 | 74.500 | 77.000 | 76.167 | 79.000 | 84.000 | 84.500 | 82.500 | 83.500 | 76.000 | 73.000 | 77.500 | 72.000 | 59.000 | 58.500 | 63.167 | 74.833 |
| | | 十八年1929 | 69.000 | 69.000 | 61.000 | 66.533 | 65.500 | 111.000 | 93.000 | 89.833 | 78.000 | 73.500 | 72.500 | 74.667 | 67.000 | 60.000 | 56.500 | 61.167 | 73.000 |
| | | 十九年1930 | 57.000 | 63.500 | 62.500 | 61.000 | 59.500 | 56.500 | 177.500 | 97.833 | 161.000 | 154.000 | 122.500 | 145.833 | 87.500 | 68.500 | 64.500 | 73.500 | 94.541 |
| | | 二十年1931 | 52.500 | 53.500 | 57.500 | 54.500 | 60.000 | 320.000 | 245.000 | 208.333 | 210.000 | 202.500 | 195.000 | 202.500 | 170.000 | 152.500 | 150.000 | 157.500 | 155.708 |
| | | 廿一年1932 | 142.500 | ... | 110.000 | 126.250 | 116.500 | 250.000 | 185.000 | 183.833 | 140.000 | 135.000 | 122.500 | 132.500 | 102.500 | 72.500 | 75.000 | 83.333 | 131.479 |

上海上等祁門紅茶之躉售市價
PRICE OF CHINESE KEE MUN BLACK TEA
民國十二年至廿一年
1923 - 1932

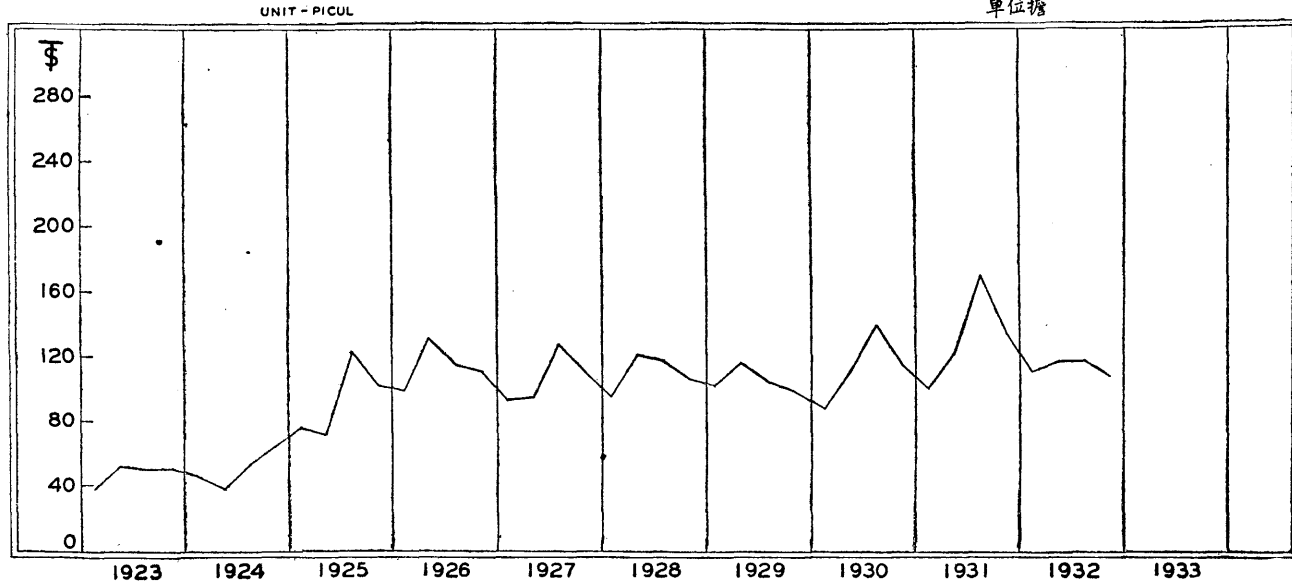


茶 TEA

躉售市價 (單位兩)—Wholesale Price (Shanghai Tls.)

| 名稱 Name | 單位 Unit | 年份 Year | 一月 Jan. | 二月 Feb. | 三月 March | 平均 Qrly. Average | 四月 April | 五月 May | 六月 June | 平均 Qrly. Average | 七月 July | 八月 Aug. | 九月 Sept. | 平均 Qrly. Average | 十月 Oct. | 十一月 Nov. | 十二月 Dec. | 平均 Qrly. Average | 總平均 Year's Average | |
|---|------------|------------|------------|------------|-------------|------------------------|-------------|-----------|------------|------------------------|------------|------------|-------------|------------------------|------------|-------------|-------------|------------------------|--------------------------|--------|
| 綠茶, 珍眉, 上等 (婺源) Tea, Green, First grade, Chun Mee, Wu Yuan, (China) + 新貨 (New Cargo.) | 担 Picul | 十二年1923 | ... | ... | 37.000 | 37.000 | ... | 47.750 | 52.364 | 50.057 | 47.750 | 52.500 | 49.444 | 49.881 | 50.000 | 49.500 | 48.500 | 49.333 | 46.568 | |
| | | 十三年1924 | 42.000 | 40.500 | 39.250 | 40.583 | 40.000 | ... | 37.500 | 38.750 | 47.333 | 51.714 | 57.500 | 52.182 | 62.000 | 67.000 | 67.000 | 65.333 | 49.212 | |
| | | 十四年1925 | 74.500 | 68.000 | 69.000 | 70.500 | 71.000 | 69.000 | ... | 70.000 | 127.500 | 128.000 | 114.500 | 123.333 | 115.000 | 106.000 | 106.000 | 109.000 | 109.000 | 93.208 |
| | | 十五年1926 | 97.000 | 102.000 | 99.000 | 99.333 | 98.000 | 158.000 | 135.000 | 130.333 | 117.500 | 116.000 | 112.000 | 115.167 | 122.500 | 107.500 | 102.000 | 110.667 | 113.875 | |
| | | 十六年1927 | 93.000 | 94.000 | 92.000 | 93.000 | 92.000 | 74.000 | 117.500 | 94.500 | 139.000 | 135.000 | 115.000 | 129.667 | 127.500 | 205.000 | 98.000 | 110.167 | 106.833 | |
| | | 十七年1928 | 98.000 | 97.000 | 95.000 | 96.667 | 96.000 | 132.000 | 137.500 | 121.833 | 114.000 | 126.000 | 117.500 | 119.167 | 112.000 | 108.000 | 102.000 | 107.333 | 111.250 | |
| | | 十八年1929 | 99.000 | 107.500 | 99.000 | 101.833 | 97.000 | 127.500 | 121.000 | 115.167 | 107.000 | 108.000 | 104.000 | 106.333 | 103.500 | 103.000 | 93.000 | 99.833 | 105.791 | |
| | | 十九年1930 | 92.500 | 84.000 | 88.000 | 88.167 | 78.500 | 81.500 | 172.500 | 110.833 | 152.500 | 133.000 | 132.500 | 139.333 | 127.500 | 111.500 | 108.500 | 115.833 | 113.541 | |
| | | 二十年1931 | 106.000 | 98.000 | 96.000 | 100.000 | 81.500 | 84.000 | 202.500 | 122.667 | 165.000 | 175.000 | 172.500 | 170.833 | 145.000 | 127.500 | 132.500 | 135.000 | 132.125 | |
| | | 廿一年1932 | 110.000 | ... | 112.500 | 111.250 | 106.000 | ... | 130.000 | 118.000 | 112.500 | 137.500 | 115.000 | 121.667 | 110.000 | 107.500 | 92.500 | 103.333 | 113.562 | |

上海婺源上等珍眉綠茶之躉售市價
PRICE OF CHINESE CHUN MEE GREEN TEA
民國十二年至廿一年
1923 - 1932

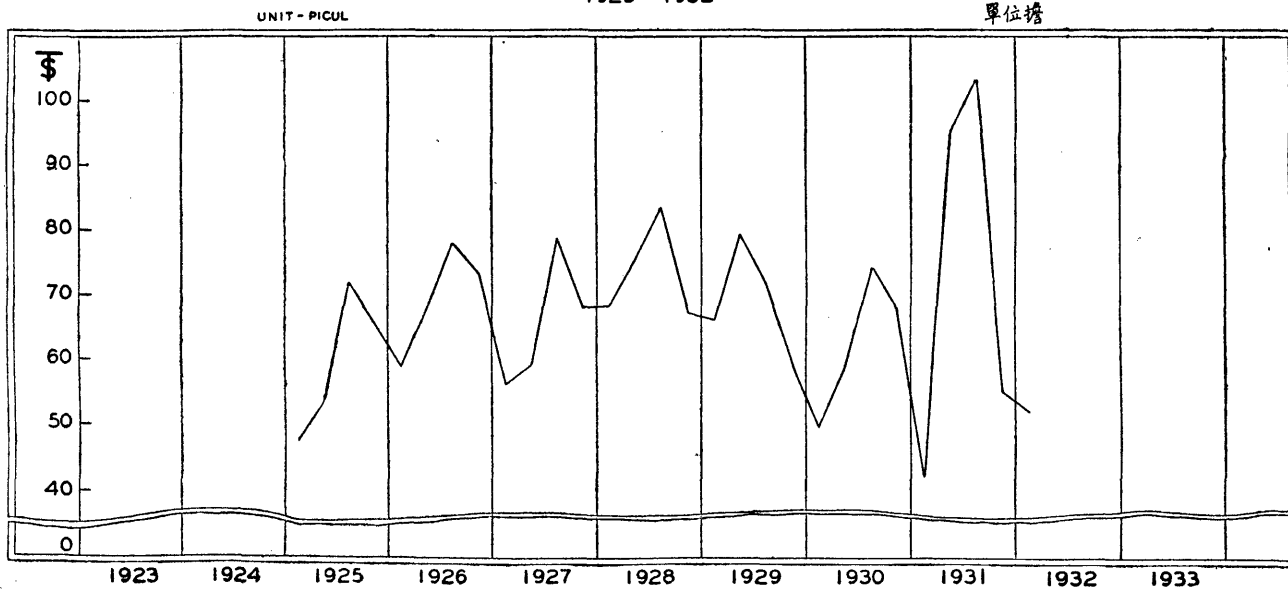


茶 TEA

躉售市價 (單位兩) — Wholesale Price (Shanghai Tls.)

| 名稱 Name | 單位 Unit | 年份 Year | 一月 Jan. | 二月 Feb. | 三月 March | 平均 Qrly. Average | 四月 April | 五月 May | 六月 June | 平均 Qrly. Average | 七月 July | 八月 Aug. | 九月 Sept. | 平均 Qrly. Average | 十月 Oct. | 十一月 Nov. | 十二月 Dec. | 平均 Qrly. Average | 總平均 Year's Average | | |
|--|------------|------------|------------|------------|-------------|------------------------|-------------|-----------|------------|------------------------|------------|------------|-------------|------------------------|------------|-------------|-------------|------------------------|--------------------------|--|--|
| 綠茶, 貢熙, 上等 (婺源) Tea, Green, First grade, Kung Si, Wu Yuan, (China) + 新貨 (New Cargo.) | 担 Picul | 十二年1923 | | | | | | | | | | | | | | | | | | | |
| | | 十三年1924 | | | | | | | | | | | | | | | | | | | |
| | | 十四年1925 | 57.500 | 43.000 | 42.500 | 47.667 | 56.000 | 51.000 | ... | 53.500 | 64.500 | 72.000 | 80.000 | 72.167 | 81.000 | 72.500 | 63.000 | 72.167 | 61.375 | | |
| | | 十五年1926 | 62.000 | 57.500 | 58.000 | 59.167 | 57.000 | 73.000 | 74.500 | 68.167 | 73.000 | 83.000 | 79.000 | 78.333 | 82.000 | 76.000 | 63.000 | 73.667 | 69.833 | | |
| | | 十六年1927 | 57.000 | 57.000 | 56.000 | 56.667 | 55.000 | 52.000 | 72.500 | 59.833 | 80.000 | 80.000 | 77.000 | 79.000 | 77.000 | 69.000 | 63.000 | 68.667 | 66.042 | | |
| | | 十七年1928 | 71.000 | 69.000 | 66.000 | 68.667 | 68.000 | 75.000 | 84.000 | 75.667 | 84.500 | 84.000 | 83.000 | 83.833 | 76.000 | 67.000 | 60.000 | 67.667 | 73.958 | | |
| | | 十八年1929 | 67.000 | 67.000 | 66.000 | 66.667 | 65.000 | 85.500 | 89.000 | 79.833 | 79.000 | 72.500 | 65.500 | 72.333 | 64.000 | 57.000 | 57.000 | 59.333 | 69.541 | | |
| | | 十九年1930 | 50.000 | 43.000 | 57.000 | 50.000 | 57.000 | 49.000 | 71.500 | 59.167 | 77.500 | 72.500 | 74.000 | 74.667 | 70.500 | 68.500 | 65.000 | 68.000 | 62.958 | | |
| | | 二十年1931 | 42.500 | 46.500 | 39.000 | 42.667 | ... | ... | 95.500 | 95.500 | 90.500 | 117.500 | 102.500 | 103.500 | 64.000 | 51.000 | 50.000 | 55.000 | 74.167 | | |
| | | 廿一年1932 | 51.500 | ... | ... | 51.500 | | | | | | | | | | | | | | | |

上海婺源上等貢熙綠茶之躉售市價
PRICE OF CHINESE KUNG SI GREEN TEA
民國十四年至廿一年
1925 - 1932

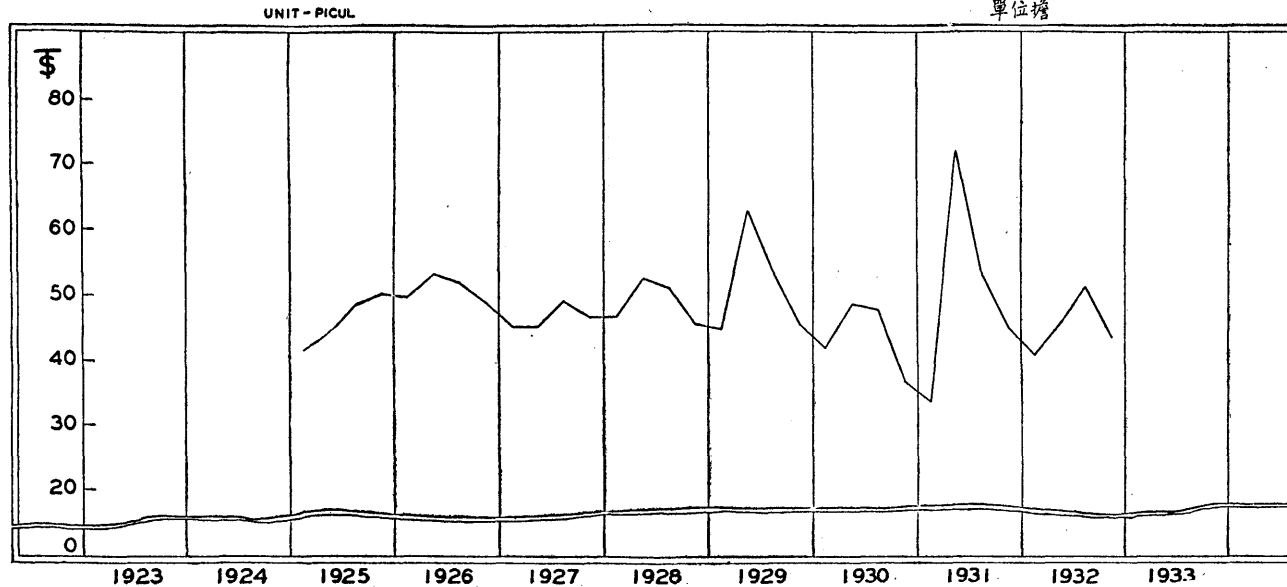


茶 TEA

躉售市價(單位兩)—Wholesals Price (Shanghai Tls.)

| 名稱 Name | 單位 Unit | 年份 Year | 一月 Jan. | 二月 Feb. | 三月 March | 平均 Qrly. Average | 四月 April | 五月 May | 六月 June | 平均 Qrly. Average | 七月 July | 八月 Aug. | 九月 Sept. | 平均 Qrly. Average | 十月 Oct. | 十一月 Nov. | 十二月 Dec. | 平均 Qrly. Average | 總平均 Year's Average | | |
|--|------------|------------|------------|------------|-------------|------------------------|-------------|-----------|------------|------------------------|------------|------------|-------------|------------------------|------------|-------------|-------------|------------------------|--------------------------|--------|--|
| 綠茶, 蝦目, 上等 (温州) Tea, Green, First grade, Hsia Mu, Wenchow, (China.) + 新貨 (New Cargo) | 担 Picul | 十二年1923 | | | | | | | | | | | | | | | | | | | |
| | | 十三年1924 | | | | | | | | | | | | | | | | | | | |
| | | 十四年1925 | 42.000 | 41.500 | 40.500 | 41.333 | 40.500 | 47.500 | ... | 44.000 | 48.500 | 49.500 | 47.500 | 48.500 | 49.500 | 50.500 | 50.000 | 50.000 | 50.000 | 45.958 | |
| | | 十五年1926 | 50.500 | 51.000 | 47.500 | 49.667 | 44.000 | 62.000 | 53.000 | 53.000 | 51.000 | 51.000 | 53.000 | 51.667 | 51.000 | 48.000 | 47.000 | 48.667 | 50.750 | | |
| | | 十六年1927 | 46.000 | 45.000 | 44.000 | 45.000 | 42.000 | 38.000 | 55.000 | 45.000 | 51.000 | 48.000 | 48.000 | 49.000 | 50.000 | 47.000 | 42.000 | 46.333 | 46.333 | | |
| | | 十七年1928 | 49.000 | 47.000 | 44.000 | 46.667 | 44.000 | 58.500 | 55.000 | 52.300 | 53.000 | 52.000 | 48.000 | 51.000 | 48.000 | 45.000 | 43.000 | 45.333 | 48.825 | | |
| | | 十八年1929 | 45.500 | 44.000 | 44.500 | 44.667 | 45.000 | 71.000 | 72.000 | 62.667 | 52.000 | 58.000 | 49.000 | 53.000 | 45.000 | 45.500 | 45.000 | 45.167 | 51.375 | | |
| | | 十九年1930 | 34.000 | 47.000 | 44.000 | 41.667 | 43.000 | 37.500 | 64.000 | 48.167 | 50.500 | 48.000 | 44.000 | 47.500 | 38.000 | 37.000 | 35.000 | 36.667 | 43.500 | | |
| | | 二十年1931 | 33.500 | ... | ... | 33.500 | ... | ... | 72.000 | 72.000 | 53.000 | 52.500 | 54.500 | 53.333 | 48.000 | 46.000 | 41.000 | 45.000 | 50.958 | | |
| | | 廿一年1932 | 43.500 | ... | 40.000 | 41.750 | 39.000 | ... | 54.500 | 46.750 | 51.000 | 50.500 | 51.000 | 50.833 | 47.000 | 39.000 | ... | 43.000 | 45.583 | | |

上海温州上等蝦目綠茶之躉售市價
PRICE OF CHINESE HSIA MU GREEN TEA
民國十四年至廿一年
1925 - 1932

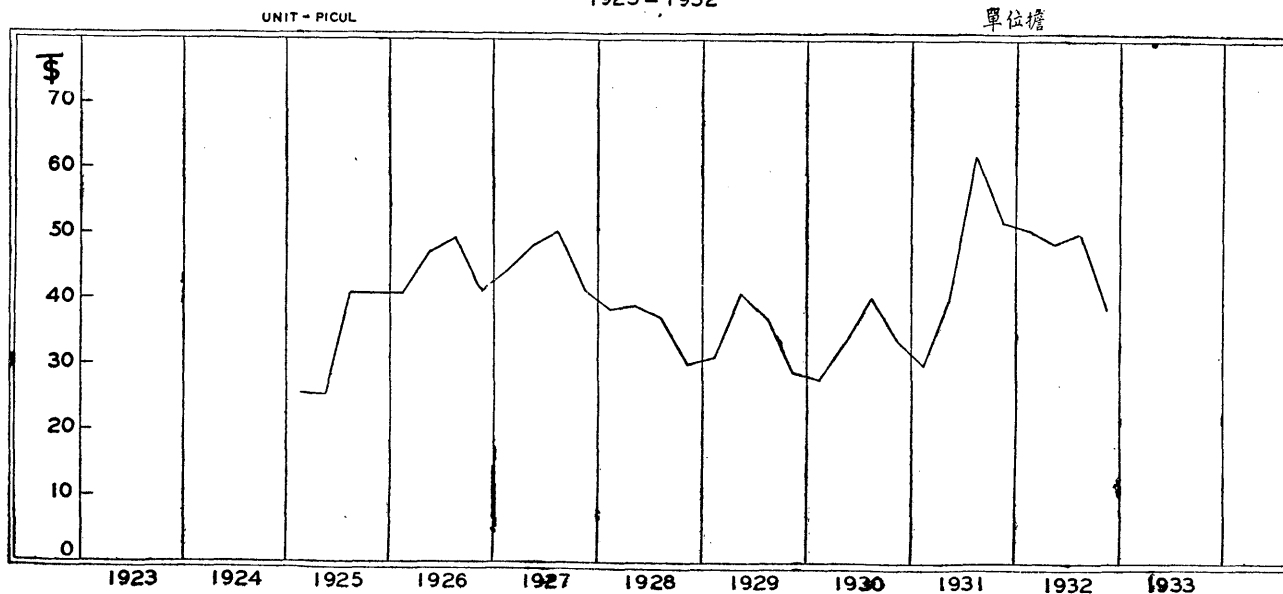


茶 TEA

躉售市價 (單位兩) - Wholesale Price (Shanghai Tls.)

| 名稱 Name | 單位 Unit | 年份 Year | 一月 Jan. | 二月 Feb. | 三月 March | 平均 Qrly. Average | 四月 April | 五月 May | 六月 June | 平均 Qrly. Average | 七月 July | 八月 Aug. | 九月 Sept. | 平均 Qrly. Average | 十月 Oct. | 十一月 Nov. | 十二月 Dec. | 平均 Qrly. Average | 總平均 Year's Average | | |
|--|------------|------------|------------|------------|-------------|------------------------|-------------|-----------|------------|------------------------|------------|------------|-------------|------------------------|------------|-------------|-------------|------------------------|--------------------------|--|--|
| 綠茶, 一五平水 Tea, Green, Ping Shui. (China) + 新貨 (New Cargo.) | 担 Picul | 十二年1923 | | | | | | | | | | | | | | | | | | | |
| | | 十三年1924 | | | | | | | | | | | | | | | | | | | |
| | | 十四年1925 | 26.000 | 26.000 | 24.500 | 25.500 | 26.000 | 24.500 | ... | 25.250 | 38.500 | 40.500 | 44.000 | 41.000 | 43.500 | 41.500 | 40.500 | 41.833 | 33.396 | | |
| | | 十五年1926 | 40.500 | 42.000 | 40.500 | 41.000 | 38.000 | 48.500 | 55.000 | 47.167 | 57.000 | 46.500 | 45.000 | 49.500 | 44.000 | 41.500 | 38.500 | 41.333 | 44.750 | | |
| | | 十六年1927 | 45.500 | 43.500 | ... | 44.500 | ... | 36.500 | 60.000 | 48.250 | 51.500 | 51.500 | 49.000 | 50.667 | 42.500 | 43.500 | 39.000 | 41.667 | 46.271 | | |
| | | 十七年1928 | 40.500 | 39.000 | 37.000 | 38.833 | 35.000 | 41.500 | 41.500 | 39.333 | 39.000 | 39.000 | 35.000 | 37.667 | 34.000 | 28.500 | 28.500 | 30.333 | 36.541 | | |
| | | 十八年1929 | 31.500 | 31.500 | 31.500 | 31.500 | 33.000 | 46.500 | 44.500 | 41.333 | 38.500 | 38.500 | 35.000 | 37.333 | 29.000 | 27.000 | 32.000 | 29.333 | 37.875 | | |
| | | 十九年1930 | 27.500 | 29.500 | 27.000 | 28.000 | 30.500 | 25.500 | 46.000 | 34.000 | 45.000 | 39.500 | 37.000 | 40.500 | 35.000 | 37.500 | 29.500 | 34.000 | 34.125 | | |
| | | 二十年1931 | 31.500 | 29.500 | 29.500 | 30.167 | 29.500 | 30.000 | 61.500 | 40.333 | 60.500 | 63.500 | 62.500 | 62.167 | 53.000 | 54.000 | 49.500 | 52.167 | 46.208 | | |
| | | 廿一年1932 | 51.000 | ... | 51.000 | 51.000 | 47.000 | ... | 51.000 | 49.000 | 57.000 | 48.000 | 47.000 | 50.667 | 43.500 | 44.000 | 31.000 | 39.500 | 47.542 | | |

上海一五平水綠茶之躉售市價
PRICE OF CHINESE PING SHUI GREEN TEA
民國十四年至廿一年
1925 - 1932

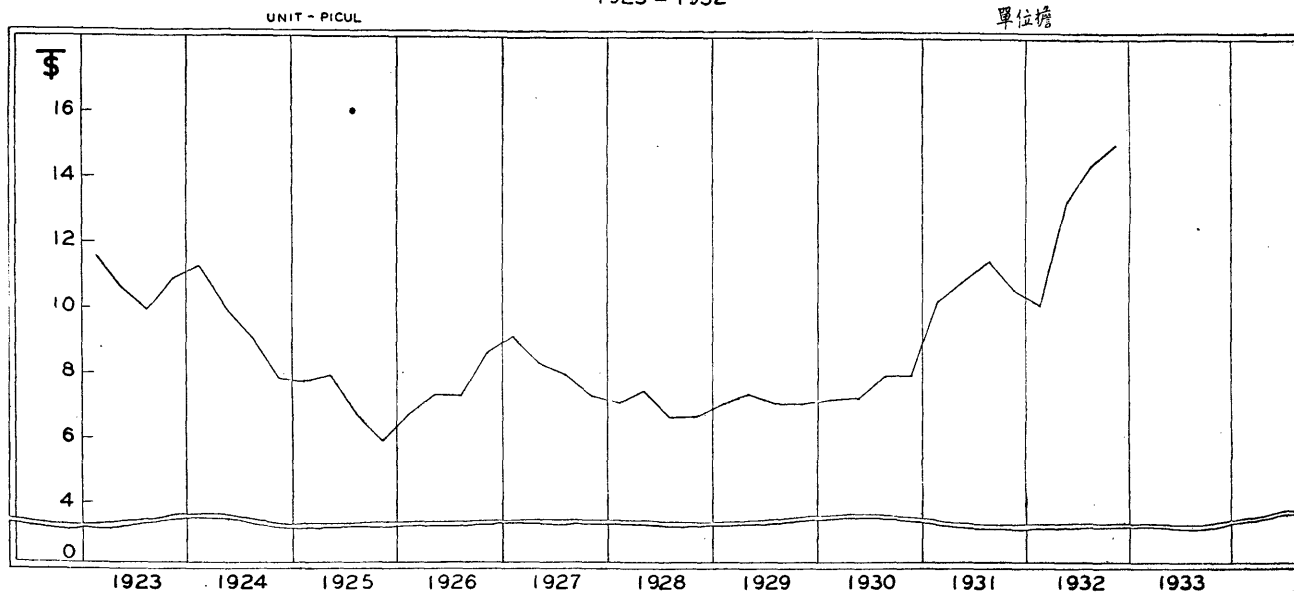


VIII 糖 SUGAR

躉售市價(單位兩)—Wholesale Price (Shanghai Tls.)

| 名稱 Name | 單位 Unit | 年份 Year | 一月 Jan. | 二月 Feb. | 三月 March | 平均 Qrly. Average | 四月 April | 五月 May | 六月 June | 平均 Qrly. Average | 七月 July | 八月 Aug. | 九月 Sept. | 平均 Qrly. Average | 十月 Oct. | 十一月 Nov. | 十二月 Dec. | 平均 Qrly. Average | 總平均 Year's Average |
|---|------------|------------|------------|------------|-------------|------------------------|-------------|-----------|------------|------------------------|------------|------------|-------------|------------------------|------------|-------------|-------------|------------------------|--------------------------|
| 荷白糖 廿四號粗砂 (荷蘭) Sugar, White, Dutch, Standard No. 24 (Holland) | 担 Picul | 十二年1923 | ... | ... | 11.595 | 11.595 | ... | 10.646 | 10.521 | 10.583 | 10.012 | 9.612 | 9.980 | 9.868 | 10.587 | 10.975 | 10.950 | 10.837 | 10.721 |
| | | 十三年1924 | 11.350 | 11.350 | 10.975 | 11.225 | 9.950 | 10.110 | 9.800 | 9.953 | 9.200 | 9.100 | 8.900 | 9.067 | 8.000 | 7.667 | 7.767 | 7.811 | 9.514 |
| | | 十四年1925 | 7.650 | 7.667 | 7.767 | 7.695 | 8.300 | 7.650 | ... | 7.975 | 7.225 | 6.900 | 6.000 | 6.708 | 5.825 | 5.700 | 6.200 | 5.908 | 7.071 |
| | | 十五年1926 | 6.125 | 7.100 | 7.100 | 6.775 | 7.100 | 7.400 | 7.600 | 7.367 | 7.450 | 7.050 | 7.350 | 7.283 | 7.975 | 8.700 | 9.200 | 8.625 | 7.512 |
| | | 十六年1927 | 9.400 | 9.200 | 8.900 | 9.167 | 8.800 | 8.100 | 8.000 | 8.300 | 8.100 | 7.875 | 7.825 | 7.933 | 7.600 | 7.150 | 7.025 | 7.258 | 8.164 |
| | | 十七年1928 | 6.900 | 7.025 | 7.250 | 7.058 | 7.400 | 7.550 | 7.350 | 7.433 | 6.875 | 6.475 | 6.500 | 6.617 | 6.725 | 6.825 | 6.400 | 6.650 | 6.939 |
| | | 十八年1929 | 6.675 | 6.825 | 7.575 | 7.025 | 7.250 | 7.300 | 7.575 | 7.375 | 7.050 | 6.975 | 7.150 | 7.058 | 7.250 | 7.050 | 6.850 | 7.050 | 7.127 |
| | | 十九年1930 | 7.125 | 7.225 | 7.225 | 7.192 | 7.200 | 6.975 | 7.450 | 7.208 | 7.825 | 7.950 | 7.975 | 7.917 | 7.975 | 7.821 | 8.025 | 7.940 | 7.564 |
| | | 二十年1931 | 9.500 | 10.575 | 10.550 | 10.225 | 10.375 | 10.525 | 11.550 | 10.817 | 11.075 | 11.500 | 11.675 | 11.417 | 11.350 | 10.525 | 9.900 | 10.592 | 10.763 |
| | | 廿一年1932 | 9.550 | ... | 10.650 | 10.100 | 12.825 | 13.100 | 13.750 | 13.233 | 14.100 | 14.600 | 14.400 | 14.367 | 14.900 | 14.900 | 15.450 | 15.083 | 13.196 |

荷蘭廿四號粗砂白糖在滬之躉售市價
PRICE OF DUTCH NO. 24 WHITE SUGAR
民國十二年至廿一年
1923 - 1932

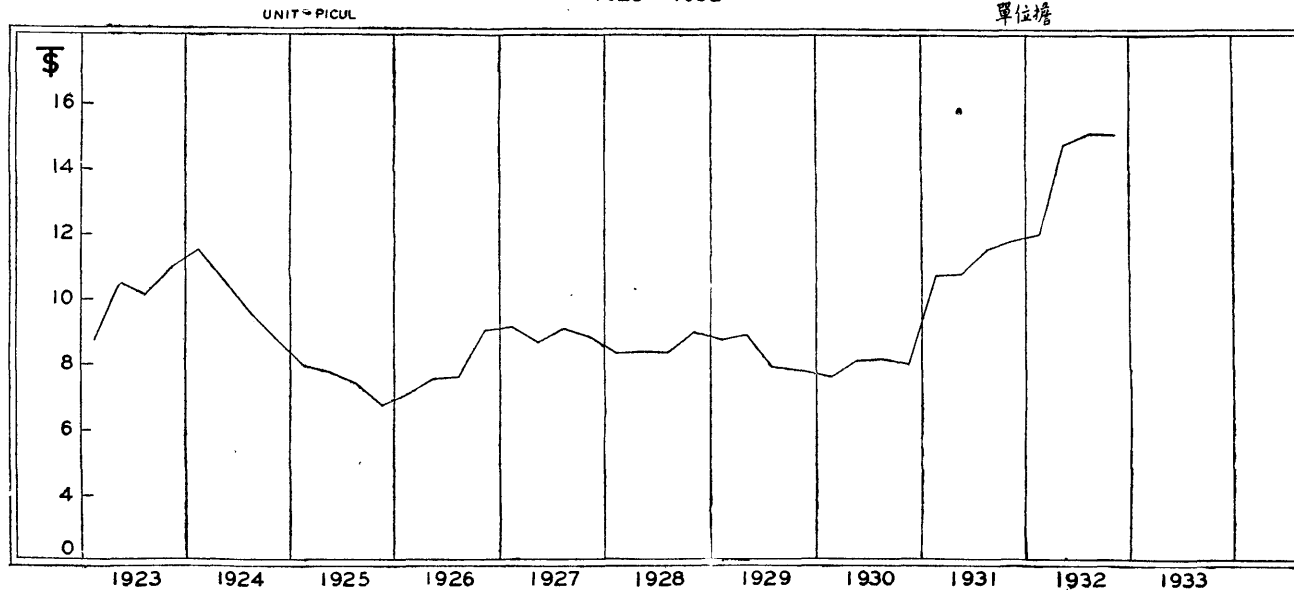


糖 SUGAR

躉售市價(單位兩)—Wholesale Price (Shanghai Tls.)

| 名稱 Name | 單位 Unit | 年份 Year | 一月 Jan. | 二月 Feb. | 三月 March | 平均 Qrly. Average | 四月 April | 五月 May | 六月 June | 平均 Qrly. Average | 七月 July | 八月 Aug. | 九月 Sept. | 平均 Qrly. Average | 十月 Oct. | 十一月 Nov. | 十二月 Dec. | 平均 Qrly. Average | 總平均 Year's Average | | |
|--|------------|------------|------------|------------|-------------|------------------------|-------------|-----------|------------|------------------------|------------|------------|-------------|------------------------|------------|-------------|-------------|------------------------|--------------------------|-------|-------|
| 車白糖, 太古三溫半 (香港) Sugar, Refined, HX, Taikoo (Hongkong) | 担 Picul | 十二年1923 | 7.987 | 8.567 | 9.800 | 8.785 | 10.450 | 10.646 | 10.490 | 10.529 | 10.337 | 10.050 | 10.070 | 10.152 | 10.412 | 11.050 | 11.300 | 10.921 | 10.097 | | |
| | | 十三年1924 | 11.500 | 11.800 | 11.275 | 11.525 | 10.550 | 10.720 | 10.287 | 10.519 | 9.720 | 9.520 | 9.333 | 9.524 | 9.233 | 8.667 | 8.267 | 8.722 | 10.072 | | |
| | | 十四年1925 | 8.050 | 7.867 | 7.933 | 7.950 | 7.900 | 7.550 | ... | 7.725 | 7.700 | 7.600 | 6.900 | 7.400 | 6.700 | 6.700 | 6.700 | 6.700 | 6.700 | 7.444 | |
| | | 十五年1926 | 6.700 | 6.850 | 7.500 | 7.017 | 7.500 | 7.500 | 7.500 | 7.500 | 7.500 | 7.500 | 7.500 | 7.800 | 7.600 | 8.400 | 9.300 | 9.300 | 9.000 | 7.779 | |
| | | 十六年1927 | 9.300 | 9.300 | 8.700 | 9.100 | 8.700 | 8.700 | 8.700 | 8.450 | 8.617 | 8.700 | 9.625 | 8.850 | 9.058 | 8.800 | 8.800 | 8.800 | 8.800 | 8.800 | 8.894 |
| | | 十七年1928 | 8.500 | 8.225 | 8.250 | 8.325 | 8.250 | 8.250 | 8.250 | 8.450 | 8.317 | 8.250 | 8.025 | 8.800 | 8.358 | 9.025 | 9.200 | 8.700 | 8.975 | 8.494 | |
| | | 十八年1929 | 8.400 | 8.900 | 8.850 | 8.717 | 9.050 | 8.900 | 8.600 | 8.850 | 8.850 | 8.000 | 7.700 | 7.750 | 7.817 | 7.800 | 7.800 | 7.650 | 7.750 | 8.283 | |
| | | 十九年1930 | 7.300 | 7.600 | 7.725 | 7.542 | 8.050 | 7.950 | 8.150 | 8.050 | 8.300 | 8.050 | 7.950 | 8.100 | 8.100 | 7.900 | 7.875 | 8.175 | 7.983 | 7.919 | |
| | | 二十年1931 | 10.400 | 10.950 | 10.650 | 10.667 | 10.200 | 10.525 | 11.400 | 10.708 | 10.950 | 11.650 | 11.775 | 11.458 | 12.050 | 11.625 | 11.550 | 11.742 | 11.144 | | |
| | | 廿一年1932 | 11.650 | ... | 12.200 | 11.925 | 14.400 | 14.900 | 15.000 | 14.676 | 15.200 | 15.200 | 14.950 | 15.117 | 14.950 | 14.975 | 15.250 | 15.058 | 14.194 | | |

香港太古三溫半車白糖在港之躉售市價
PRICE OF TAIKOO REFINED SUGAR
民國十二年至廿一年
1923 - 1932

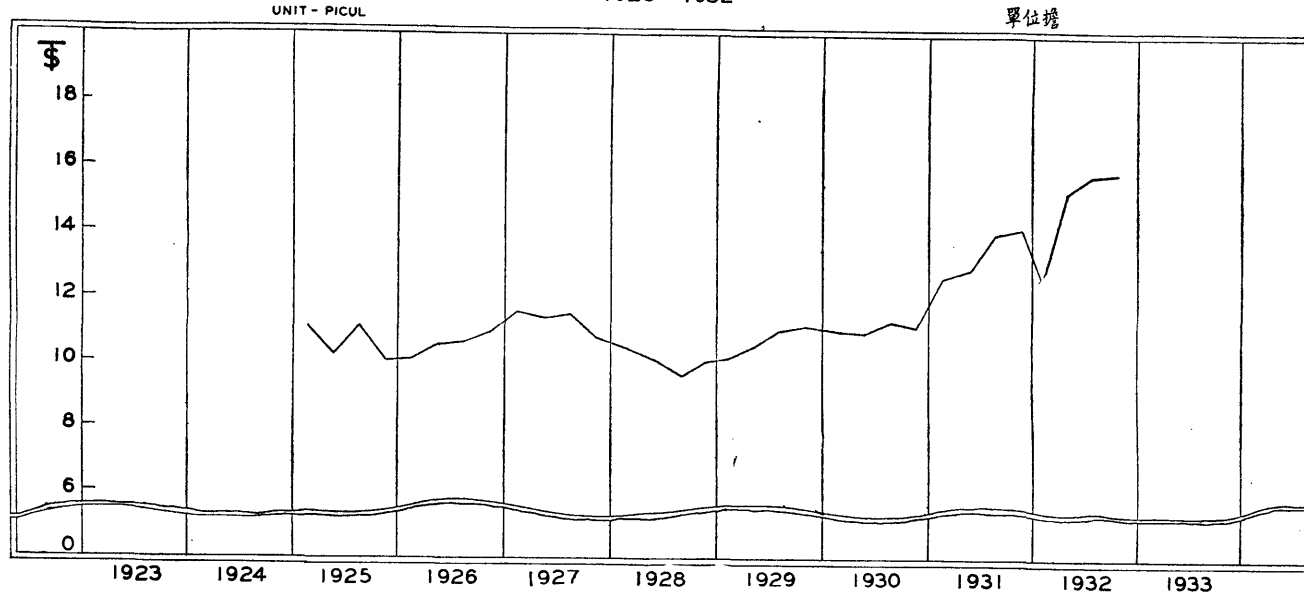


糖 SUGAR

躉售市價(單位兩)—Wholesals Price (Shanghai Tls.)

| 名稱 Name | 單位 Unit | 年份 Year | 一月 Jan. | 二月 Feb. | 三月 March | 平均 Qrly. Average | 四月 April | 五月 May | 六月 June | 平均 Qrly. Average | 七月 July | 八月 Aug. | 九月 Sept. | 平均 Qrly. Average | 十月 Oct. | 十一月 Nov. | 十二月 Dec. | 平均 Qrly. Average | 總平均 Year's Average | | |
|---|------------|------------|------------|------------|-------------|------------------------|-------------|-----------|------------|------------------------|------------|------------|-------------|------------------------|------------|-------------|-------------|------------------------|--------------------------|--------|--|
| 白糖,上冰(汕頭) Sugar, White, Swatow (China) | 担 Picul | 十二年1923 | | | | | | | | | | | | | | | | | | | |
| | | 十三年1924 | | | | | | | | | | | | | | | | | | | |
| | | 十四年1925 | 12.000 | 10.700 | 11.300 | 11.333 | 10.400 | 10.000 | ... | 10.200 | 10.500 | 12.000 | 10.800 | 11.100 | 9.800 | 10.200 | 10.000 | 10.000 | 10.000 | 10.658 | |
| | | 十五年1926 | 10.300 | 10.400 | 9.500 | 10.067 | 9.500 | 11.000 | 11.000 | 10.500 | 11.400 | 10.300 | 10.100 | 10.600 | 10.200 | 11.000 | 11.500 | 10.900 | 10.900 | 10.517 | |
| | | 十六年1927 | 11.700 | 11.500 | 11.500 | 11.567 | 11.500 | 11.500 | 11.000 | 11.333 | 11.700 | 11.500 | 11.200 | 11.467 | 11.300 | 10.500 | 10.500 | 10.767 | 11.283 | | |
| | | 十七年1928 | 10.500 | 10.700 | 10.000 | 10.400 | 9.900 | 10.050 | 10.100 | 10.017 | 9.700 | 9.550 | 9.500 | 9.583 | 9.650 | 10.200 | 10.150 | 10.000 | 10.000 | 10.000 | |
| | | 十八年1929 | 10.100 | 10.100 | 10.100 | 10.100 | 10.200 | 10.700 | 10.500 | 10.467 | 10.400 | 11.100 | 11.400 | 10.967 | 11.100 | 11.200 | 11.000 | 11.100 | 11.100 | 10.658 | |
| | | 十九年1930 | 11.000 | 10.950 | 10.900 | 10.950 | 10.850 | 10.900 | 10.900 | 10.883 | 11.200 | 11.250 | 10.200 | 11.217 | 11.200 | 11.000 | 11.000 | 11.067 | 11.029 | | |
| | | 二十年1931 | 12.650 | 12.500 | 12.650 | 12.600 | 12.300 | ... | 13.400 | 12.850 | 13.500 | 14.200 | 14.250 | 13.983 | 14.200 | 14.200 | 13.900 | 14.100 | 13.383 | | |
| | | 廿一年1932 | 13.650 | ... | 11.500 | 12.575 | 14.700 | 15.500 | 15.500 | 15.233 | 15.600 | 16.000 | 15.800 | 15.800 | 15.900 | 15.900 | 15.800 | 15.867 | 14.869 | | |

上海汕頭白糖之躉售市價
PRICE OF SWATOW WHITE SUGAR
民國十四年至廿一年
1925 - 1932

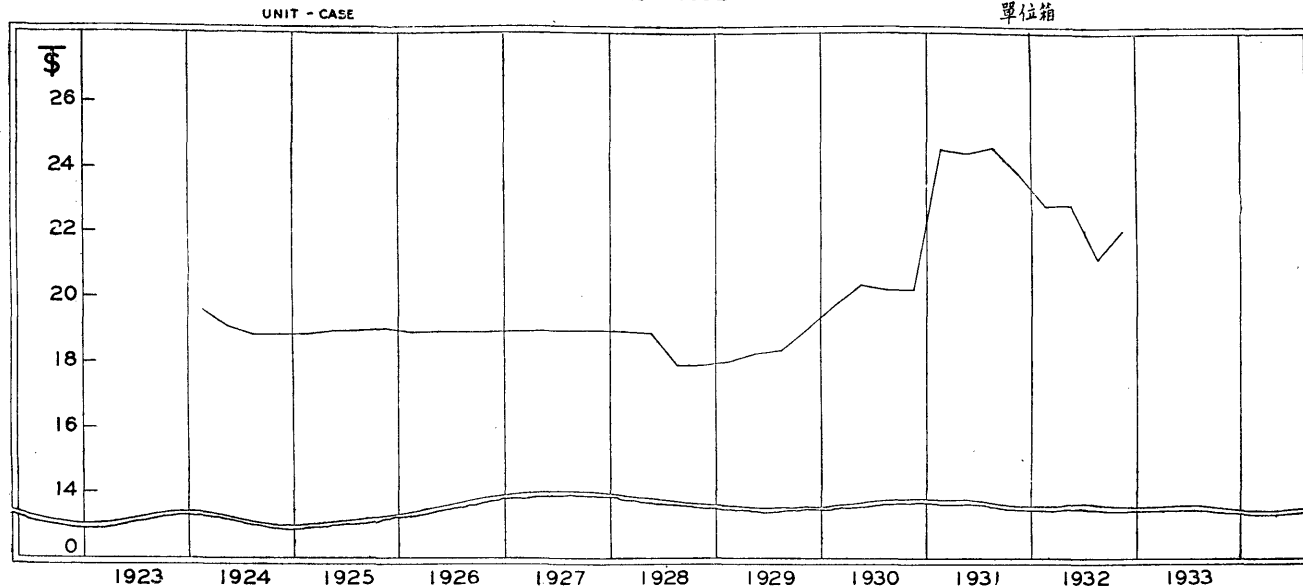


糖 SUGAR

躉售市價 (單位兩)—Wholesale Price (Shanghai Tls.)

| 名稱 Name | 單位 Unit | 年份 Year | 一月 Jan. | 二月 Feb. | 三月 March | 平均 Qrly. Average | 四月 April | 五月 May | 六月 June | 平均 Qrly. Average | 七月 July | 八月 Aug. | 九月 Sept. | 平均 Qrly. Average | 十月 Oct. | 十一月 Nov. | 十二月 Dec. | 平均 Qrly. Average | 總平均 Year's Average | |
|--|--|------------|------------|------------|-------------|------------------------|-------------|-----------|------------|------------------------|------------|------------|-------------|------------------------|------------|-------------|-------------|------------------------|--------------------------|--------|
| 方糖,怡和 (香港) Sugar, Cube, Ewo Co. (Hongkong) | 箱 (廿盒, 盒六磅) Case (20 boxes, 6 lbs.-boxes) | 十二年1923 | 17.662 | 17.400 | 19.875 | 18.312 | | | | | | | | | | | | | | |
| | | 十三年1924 | 19.750 | 19.500 | 19.500 | 19.583 | 19.500 | 18.900 | 18.800 | 19.067 | 18.800 | 18.800 | 18.800 | 18.800 | 18.800 | 18.800 | 18.800 | 18.800 | 18.800 | 19.062 |
| | | 十四年1925 | 18.800 | 18.800 | 18.800 | 18.800 | 18.900 | 18.900 | ... | 18.900 | 18.900 | 18.900 | 18.900 | 18.900 | 18.900 | 19.750 | 19.750 | 19.750 | 19.750 | 19.087 |
| | | 十五年1926 | 18.750 | 18.750 | 18.750 | 18.750 | 18.750 | 18.750 | 18.750 | 18.750 | 18.750 | 18.750 | 18.750 | 18.750 | 18.750 | 18.750 | 18.750 | 19.000 | 18.833 | 18.771 |
| | | 十六年1927 | 19.000 | 19.000 | 19.250 | 19.083 | 19.250 | 19.250 | 19.250 | 19.250 | 19.250 | 19.250 | 19.400 | 19.400 | 19.350 | 19.400 | 19.000 | 19.000 | 19.133 | 19.204 |
| | | 十七年1928 | 18.750 | 18.750 | 18.750 | 18.750 | 18.750 | 18.750 | 18.000 | 18.000 | 18.250 | 18.000 | 18.000 | 17.600 | 17.867 | 17.600 | 18.000 | 18.000 | 17.867 | 18.183 |
| | | 十八年1929 | 18.000 | 18.000 | 18.000 | 18.000 | 18.125 | 18.250 | 18.250 | 18.208 | 13.250 | 18.250 | 18.500 | 18.333 | 19.000 | 19.000 | 19.000 | 19.000 | 19.000 | 18.385 |
| | | 十九年1930 | 19.000 | 20.000 | 20.000 | 19.667 | 20.000 | 20.000 | 21.000 | 20.333 | 22.000 | 22.000 | 22.000 | 22.000 | 22.000 | 22.000 | 22.000 | 22.000 | 22.000 | 21.000 |
| | | 二十年1931 | 24.500 | 24.500 | 24.500 | 24.500 | 24.500 | 24.000 | 24.500 | 24.333 | 24.500 | 24.500 | 24.500 | 24.500 | 24.500 | 24.500 | 24.500 | 22.000 | 23.667 | 24.250 |
| | | 廿一年1932 | 22.000 | ... | 23.500 | 22.750 | 23.500 | 22.486 | 22.288 | 22.758 | ... | 20.975 | 21.069 | 21.022 | 21.740 | 21.933 | 22.103 | 21.925 | 22.114 | |

香港怡和公司方糖在港之躉售市價
PRICE OF HONGKONG EWO CO. SUGAR CUBE
民國十二年至廿一年
1923 - 1932

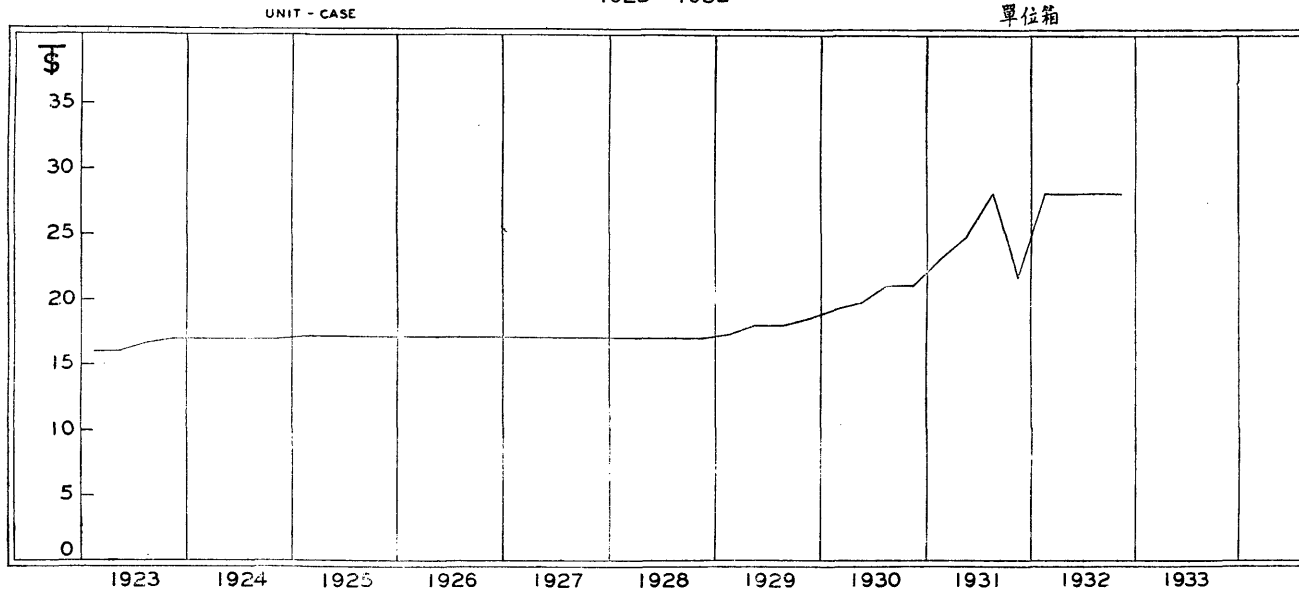


糖 SUGAR

躉售市價(單位兩)—Wholesale Price (Shanghai Tls.)

| 名稱 Name | 單位 Unit | 年份 Year | 一月 Jan. | 二月 Feb. | 三月 March | 平均 Qrly. Average | 四月 April | 五月 May | 六月 June | 平均 Qrly. Average | 七月 July | 八月 Aug. | 九月 Sept. | 平均 Qrly. Average | 十月 Oct. | 十一月 Nov. | 十二月 Dec. | 平均 Qrly. Average | 總平均 Year's Average | | | |
|--|---------------------------------|------------|------------|------------|-------------|------------------------|-------------|-----------|------------|------------------------|------------|------------|-------------|------------------------|------------|-------------|-------------|------------------------|--------------------------|--------|--------|--------|
| 方糖, (美) Sugar, Cube, (U. S. A.) | 箱 (百磅) Case (100 lbs.) | 十二年1923 | 16.000 | 16.000 | 16.000 | 16.000 | 16.250 | 16.000 | 16.000 | 16.083 | 16.250 | 17.000 | 17.000 | 16.750 | 17.000 | 17.000 | 17.000 | 17.000 | 17.000 | 16.458 | | |
| | | 十三年1924 | 17.000 | 17.000 | 17.000 | 17.000 | 17.000 | 17.000 | 17.000 | 17.000 | 17.000 | 17.000 | 17.000 | 17.000 | 17.000 | 17.000 | 17.000 | 17.000 | 17.000 | 17.000 | 17.000 | |
| | | 十四年1925 | 17.000 | 17.000 | 17.000 | 17.000 | 17.000 | ... | 17.000 | 17.000 | 17.000 | 17.000 | 17.000 | 17.000 | 17.000 | 17.000 | 17.000 | 17.000 | 17.000 | 17.000 | 17.000 | |
| | | 十五年1926 | 17.000 | 17.000 | 17.000 | 17.000 | 17.000 | 17.000 | 17.000 | 17.000 | 17.000 | 17.000 | 17.000 | 17.000 | 17.000 | 17.000 | 17.000 | 17.000 | 17.000 | 17.000 | 17.000 | |
| | | 十六年1927 | 17.000 | 17.000 | 17.000 | 17.000 | 17.000 | 17.000 | 17.000 | 17.000 | 17.000 | 17.000 | 17.000 | 17.000 | 17.000 | 17.000 | 17.000 | 17.000 | 17.000 | 17.000 | 17.000 | |
| | | 十七年1928 | 17.000 | 17.000 | 17.000 | 17.000 | 17.000 | 17.000 | 17.000 | 17.000 | 17.000 | 17.000 | 17.000 | 17.000 | 17.000 | 17.000 | 17.000 | 17.000 | 17.000 | 17.000 | 17.000 | 17.000 |
| | | 十八年1929 | 17.000 | 17.000 | 18.000 | 17.333 | 18.000 | 18.000 | 18.000 | 18.000 | 18.000 | 18.000 | 18.000 | 18.000 | 18.000 | 18.500 | 18.500 | 18.500 | 18.500 | 18.500 | 17.958 | |
| | | 十九年1930 | 18.500 | 19.500 | 19.500 | 19.167 | 19.500 | 19.500 | 20.250 | 19.750 | 21.000 | 21.000 | 21.000 | 21.000 | 21.000 | 21.000 | 21.000 | 21.000 | 21.000 | 21.000 | 20.229 | |
| | | 二十年1931 | 23.000 | 23.000 | 23.000 | 23.000 | 23.000 | 23.000 | 28.000 | 24.667 | 28.000 | 28.000 | 28.000 | 28.000 | 28.000 | 21.600 | 21.600 | 21.600 | 21.600 | 21.600 | 24.317 | |
| | | 廿一年1932 | 28.000 | ... | 28.000 | 28.000 | 28.000 | 28.000 | 28.000 | 28.000 | 28.000 | 28.000 | 28.000 | 28.000 | 28.000 | 28.000 | 28.000 | 28.000 | 28.000 | 28.000 | 28.000 | |

美國方糖在滬之躉售市價
PRICE OF AMERICAN SUGAR CUBE
民國十二年至廿一年
1923 - 1932

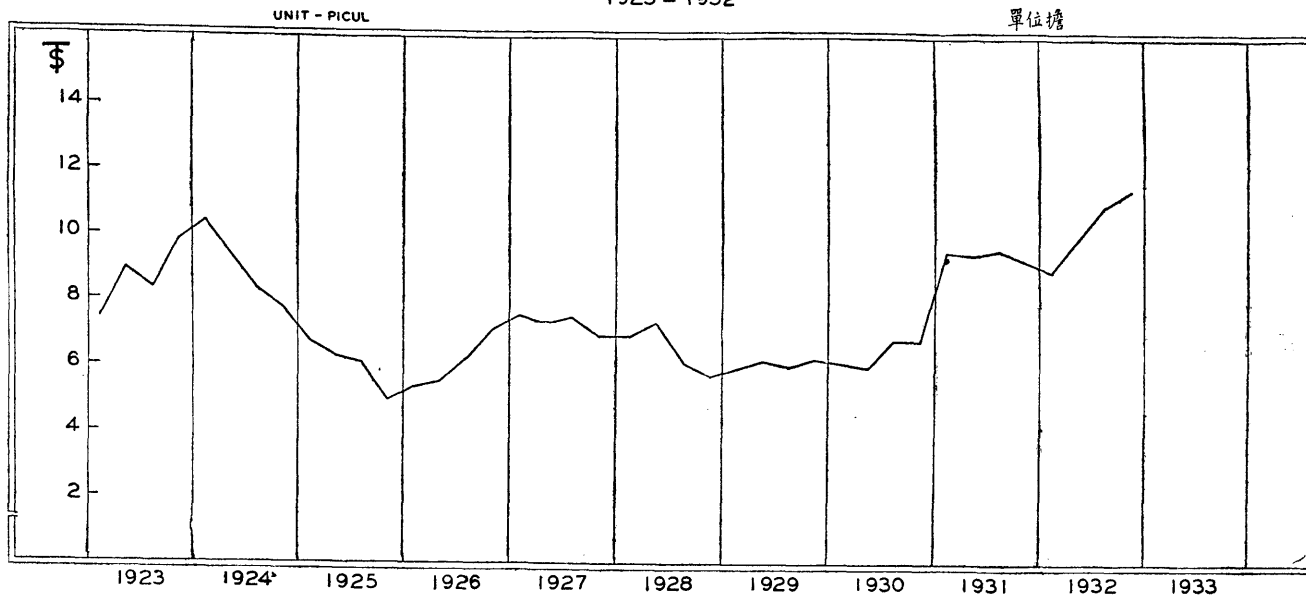


糖 SUGAR

躉售市價 (單位兩)—Wholesale Price (Shanghai Tls.)

| 名稱 Name | 單位 Unit | 年份 Year | 一月 Jan. | 二月 Feb. | 三月 March | 平均 Qrly. Average | 四月 April | 五月 May | 六月 June | 平均 Qrly. Average | 七月 July | 八月 Aug. | 九月 Sept. | 平均 Qrly. Average | 十月 Oct. | 十一月 Nov. | 十二月 Dec. | 平均 Qrly. Average | 總平均 Year's Average | |
|---|------------|------------|------------|------------|-------------|------------------------|-------------|-----------|------------|------------------------|------------|------------|-------------|------------------------|------------|-------------|-------------|------------------------|--------------------------|-------|
| 赤糖, 荷赤, 十號, (荷蘭) Sugar, Brown, Dutch, Standard No. 10, (Holland) | 担 Picul | 十二年1923 | 6.750 | 7.000 | 8.450 | 7.400 | ... | 9.015 | 8.850 | 8.932 | 8.587 | 8.137 | 8.360 | 8.361 | 9.187 | 10.087 | 10.125 | 9.800 | 8.623 | |
| | | 十三年1924 | 10.362 | 10.512 | 10.300 | 10.391 | 9.525 | 9.420 | 9.075 | 9.340 | 8.360 | 8.320 | 8.300 | 8.327 | 8.050 | 7.700 | 7.367 | 7.706 | 8.941 | |
| | | 十四年1925 | 6.975 | 6.700 | 6.500 | 6.725 | 6.350 | 6.150 | ... | 6.250 | 6.350 | 6.200 | 5.500 | 6.017 | 5.100 | 4.600 | 5.050 | 4.917 | 5.977 | |
| | | 十五年1926 | 5.050 | 5.575 | 5.425 | 5.350 | 5.250 | 5.650 | 5.750 | 5.550 | 5.800 | 6.250 | 6.550 | 6.200 | 6.775 | 7.500 | 7.450 | 7.242 | 6.085 | |
| | | 十六年1927 | 7.600 | 7.475 | 7.375 | 7.483 | 7.475 | 7.250 | 7.075 | 7.267 | 7.500 | 7.475 | 7.300 | 7.425 | 7.225 | 6.850 | 6.550 | 6.875 | 7.262 | |
| | | 十七年1928 | 6.600 | 6.950 | 7.150 | 6.900 | 7.275 | 7.650 | 6.950 | 7.292 | 6.300 | 5.925 | 5.900 | 6.042 | 5.800 | 5.700 | 5.500 | 5.683 | 6.479 | |
| | | 十八年1929 | 5.650 | 5.850 | 6.225 | 5.908 | 6.275 | 6.150 | 5.950 | 6.125 | 5.800 | 5.950 | 6.075 | 5.942 | 6.300 | 6.200 | 6.100 | 6.200 | 6.044 | |
| | | 十九年1930 | 6.025 | 6.125 | 6.000 | 6.050 | 5.800 | 5.800 | 6.200 | 5.933 | 6.700 | 6.950 | 6.675 | 6.775 | 6.550 | 6.600 | 7.050 | 6.733 | 6.373 | |
| | | 二十年1931 | 9.150 | 9.500 | 9.600 | 9.417 | 9.200 | 9.050 | 9.800 | 9.350 | 9.400 | 9.500 | 9.600 | 9.500 | 9.500 | 9.550 | 9.150 | 8.800 | 9.167 | 9.358 |
| | | 廿一年1932 | 8.750 | ... | 8.900 | 8.825 | 9.850 | 9.800 | 10.000 | 9.883 | 10.750 | 10.950 | 10.900 | 10.867 | 11.050 | 11.400 | 11.675 | 11.375 | 10.238 | |

荷蘭十號赤糖在滬之躉售市價
PRICE OF DUTCH NO. 10 BROWN SUGAR
民國十二年至廿一年
1923 - 1932

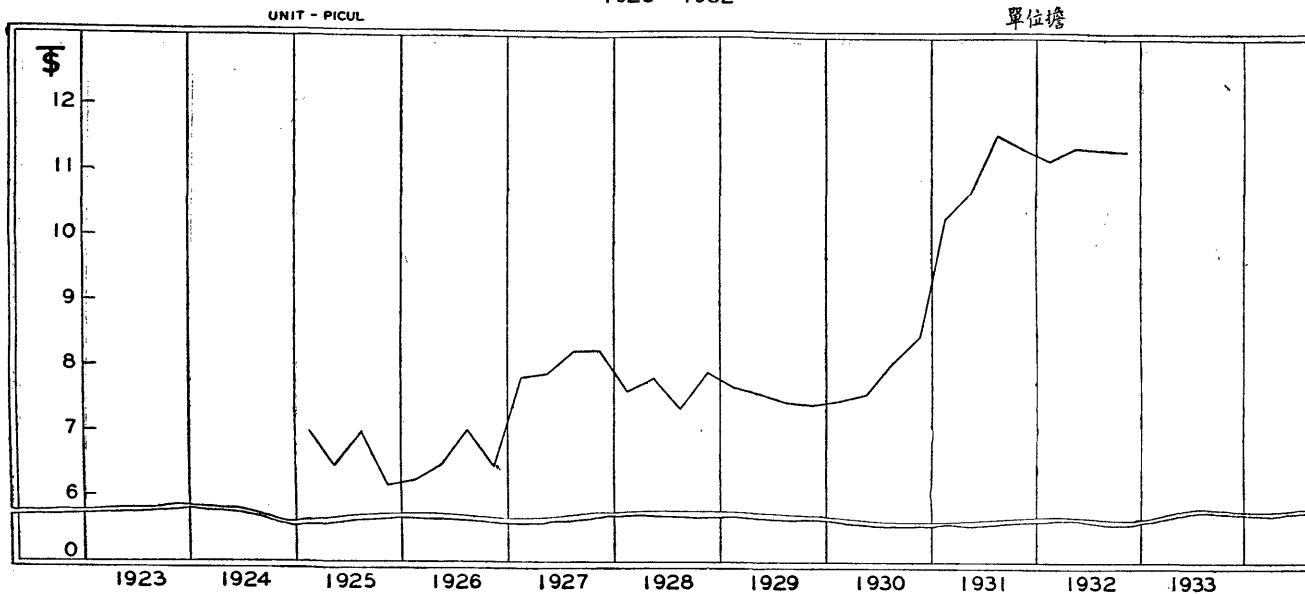


糖 SUGAR

躉售市價(單位兩)—Wholesale Price (Shanghai Tls.)

| 名稱 Name | 單位 Unit | 年份 Year | 一月 Jan. | 二月 Feb. | 三月 March | 平均 Qrly. Average | 四月 April | 五月 May | 六月 June | 平均 Qrly. Average | 七月 July | 八月 Aug. | 九月 Sept. | 平均 Qrly. Average | 十月 Oct. | 十一月 Nov. | 十二月 Dec. | 平均 Qrly. Average | 總平均 Year's Average | | |
|--|------------|------------|------------|------------|-------------|------------------------|-------------|-----------|------------|------------------------|------------|------------|-------------|------------------------|------------|-------------|-------------|------------------------|--------------------------|-------|--|
| 赤糖, 綿赤(汕頭) Sugar, Brown, Swatow (China) | 担 Picul | 十二年1923 | | | | | | | | | | | | | | | | | | | |
| | | 十三年1924 | | | | | | | | | | | | | | | | | | | |
| | | 十四年1925 | 7.600 | 6.400 | 7.000 | 7.000 | 6.700 | 6.200 | ... | 6.450 | 7.600 | 7.000 | 6.300 | 6.967 | 6.300 | 6.200 | 6.000 | 6.167 | 6.646 | | |
| | | 十五年1926 | 6.100 | 6.300 | 6.300 | 6.233 | 6.400 | 6.500 | 6.500 | 6.467 | 6.700 | 6.500 | 6.900 | 6.700 | 7.100 | 7.600 | 7.600 | 7.433 | 6.708 | | |
| | | 十六年1927 | 8.100 | 7.600 | 7.700 | 7.800 | 7.900 | 7.800 | 7.800 | 7.833 | 8.100 | 8.200 | 8.300 | 8.200 | 8.400 | 8.300 | 7.900 | 8.200 | 8.008 | | |
| | | 十七年1928 | 7.700 | 7.600 | 7.500 | 7.600 | 7.900 | 8.000 | 7.500 | 7.800 | 7.175 | 7.350 | 7.475 | 7.333 | 7.800 | 7.950 | 7.900 | 7.883 | 7.654 | | |
| | | 十八年1929 | 7.700 | 7.600 | 7.700 | 7.667 | 7.600 | 7.600 | 7.500 | 7.567 | 7.400 | 7.400 | 7.500 | 7.433 | 7.400 | 7.400 | 7.400 | 7.400 | 7.400 | 7.517 | |
| | | 十九年1930 | 7.400 | 7.500 | 7.500 | 7.467 | 7.700 | 7.550 | 7.450 | 7.567 | 7.650 | 8.150 | 8.300 | 8.033 | 8.500 | 8.400 | 8.400 | 8.433 | 7.875 | | |
| | | 二十年1931 | 9.750 | 10.500 | 10.500 | 10.250 | 10.500 | 10.500 | 11.000 | 10.667 | 11.500 | 11.600 | 11.500 | 11.533 | 11.500 | 11.500 | 11.000 | 11.333 | 10.946 | | |
| | | 廿一年1932 | 11.300 | ... | 11.000 | 11.150 | 11.500 | 11.300 | 11.200 | 11.333 | 11.150 | 11.400 | 11.400 | 11.317 | 11.600 | 11.600 | 11.700 | 11.633 | 11.358 | | |

上海汕頭赤糖之躉售市價
PRICE OF SWATOW BROWN SUGAR
民國十四年至廿一年
1925 - 1932

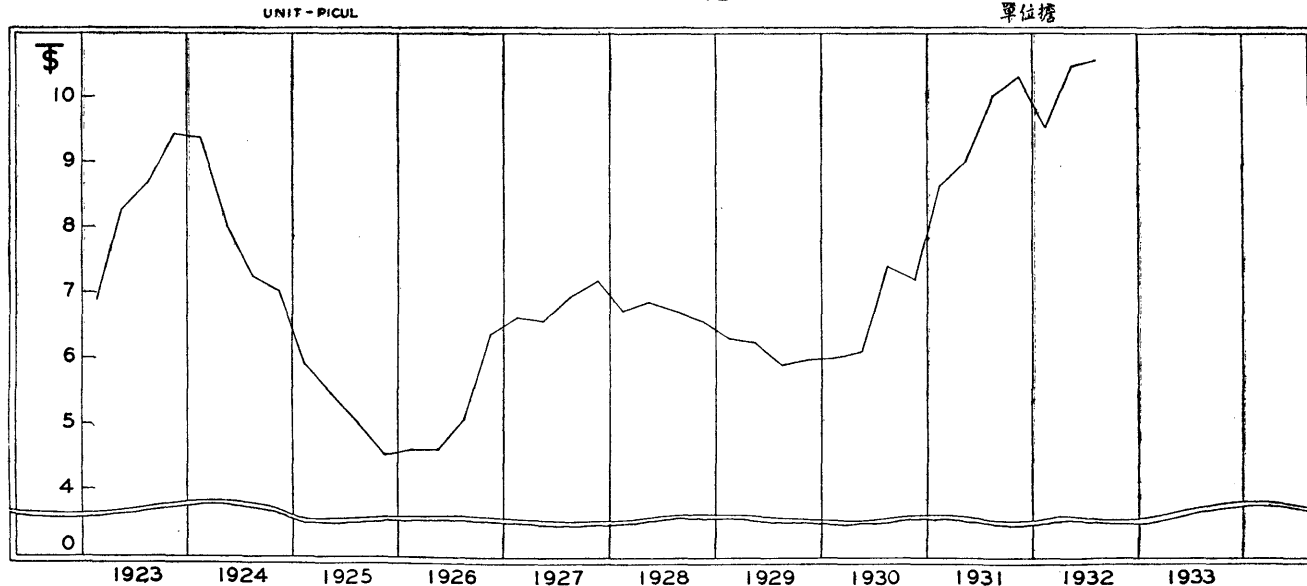


糖 SUGAR

躉售市價 (單位兩) — Wholesale Price (Shanghai Tls.)

| 名稱 Name | 單位 Unit | 年份 Year | 一月 Jan. | 二月 Feb. | 三月 March | 平均 Qrly. Average | 四月 April | 五月 May | 六月 June | 平均 Qrly. Average | 七月 July | 八月 Aug. | 九月 Sept. | 平均 Qrly. Average | 十月 Oct. | 十一月 Nov. | 十二月 Dec. | 平均 Qrly. Average | 總平均 Year's Average | |
|--|------------|------------|------------|------------|-------------|------------------------|-------------|-----------|------------|------------------------|------------|------------|-------------|------------------------|------------|-------------|-------------|------------------------|--------------------------|-------|
| 青糖, 三號 (呂宋) Sugar, Green, No. 3 (Manila) | 担 Picul | 十二年1923 | 6.010 | 6.533 | 8.142 | 6.895 | 7.956 | ... | 8.640 | 8.298 | 8.637 | 8.600 | 8.780 | 8.672 | 9.300 | 9.500 | 9.500 | 9.433 | 8.324 | |
| | | 十三年1924 | 9.325 | 9.450 | 9.375 | 9.383 | 8.212 | 8.030 | 7.875 | 8.039 | 7.200 | 7.160 | 7.367 | 7.242 | 7.400 | 7.300 | 6.967 | 7.022 | 7.921 | |
| | | 十四年1925 | 6.075 | 6.000 | 5.833 | 5.969 | 5.633 | 5.400 | ... | 5.516 | 5.100 | 5.250 | 4.900 | 5.083 | 4.550 | 4.450 | 4.700 | 4.567 | 5.284 | |
| | | 十五年1926 | 4.650 | 4.650 | 4.700 | 4.667 | 4.650 | 4.650 | 4.700 | 4.667 | 4.750 | 5.100 | 5.500 | 5.117 | 5.800 | 6.650 | 6.750 | 6.400 | 6.400 | 5.213 |
| | | 十六年1927 | 6.800 | 6.650 | 6.500 | 6.650 | 6.550 | 6.600 | 6.650 | 6.600 | 6.700 | 7.050 | 7.150 | 6.937 | 7.225 | 7.300 | 7.100 | 7.208 | 6.856 | |
| | | 十七年1928 | 6.800 | 6.750 | 6.650 | 6.733 | 6.900 | 6.950 | 6.800 | 6.883 | 6.750 | 6.800 | 6.700 | 6.750 | 6.800 | 6.600 | 6.400 | 6.600 | 6.400 | 6.741 |
| | | 十八年1929 | 6.200 | 6.250 | 6.550 | 6.333 | 6.400 | 6.350 | 6.100 | 6.283 | 5.800 | 6.000 | 6.000 | 5.933 | 6.100 | 6.000 | 6.000 | 6.033 | 6.145 | |
| | | 十九年1930 | 5.900 | 6.100 | 6.150 | 6.050 | 6.100 | 6.000 | 6.300 | 6.133 | 7.300 | 7.600 | 7.450 | 7.450 | 7.300 | 7.050 | 7.400 | 7.250 | 6.721 | |
| | | 二十年1931 | 8.400 | 8.900 | 8.800 | 8.700 | 8.550 | 9.000 | 9.550 | 9.033 | 10.000 | 10.000 | 10.200 | 10.067 | 10.400 | 10.400 | 10.200 | 10.333 | 9.533 | |
| | | 廿一年1932 | 9.350 | ... | 9.800 | 9.575 | ... | 10.500 | ... | 10.500 | 10.600 | ... | ... | 10.600 | ... | ... | ... | ... | ... | ... |

呂宋三號青糖在滬之躉售市價
PRICE OF MANILA NO. 3 GREEN SUGAR
民國十二年至廿一年
1923-1932

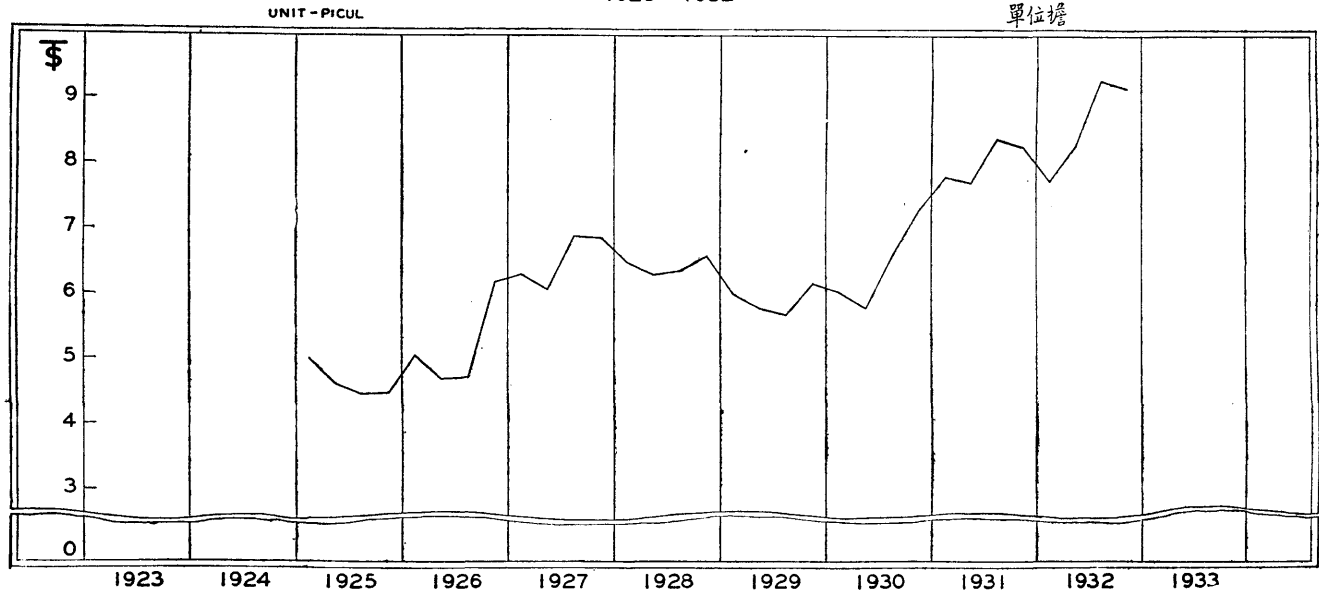


糖 SUGAR

躉售市價(單位兩)—Wholesale Price (Shanghai Tls.)

| 名稱 Name | 單位 Unit | 年份 Year | 一月 Jan. | 二月 Feb. | 三月 March | 平均 Qrly. Average | 四月 April | 五月 May | 六月 June | 平均 Qrly. Average | 七月 July | 八月 Aug. | 九月 Sept. | 平均 Qrly. Average | 十月 Oct. | 十一月 Nov. | 十二月 Dec. | 平均 Qrly. Average | 總平均 Year's Average | | |
|--|------------|------------|------------|------------|-------------|------------------------|-------------|-----------|------------|------------------------|------------|------------|-------------|------------------------|------------|-------------|-------------|------------------------|--------------------------|-------|--|
| 青糖,黃岡青 (汕頭) Sugar, Green, Swatow (China) | 担 Picul | 十二年1923 | | | | | | | | | | | | | | | | | | | |
| | | 十三年1924 | | | | | | | | | | | | | | | | | | | |
| | | 十四年1925 | 5.300 | 4.900 | 5.100 | 5.100 | 4.900 | 4.500 | ... | 4.700 | 4.600 | 4.400 | 4.600 | 4.533 | 4.600 | 4.600 | 4.500 | 4.567 | 4.725 | | |
| | | 十五年1926 | 5.000 | 5.200 | 5.200 | 5.133 | 5.000 | 4.750 | 4.550 | 4.767 | 4.500 | 4.600 | 5.300 | 4.800 | 6.000 | 6.500 | 6.200 | 6.200 | 6.233 | 5.233 | |
| | | 十六年1927 | 6.800 | 6.100 | 6.200 | 6.367 | 6.200 | 6.000 | 6.200 | 6.133 | 6.500 | 7.100 | 7.200 | 6.933 | 7.100 | 6.800 | 6.800 | 6.800 | 6.900 | 6.583 | |
| | | 十七年1928 | 7.050 | 6.350 | 6.250 | 6.550 | 6.350 | 6.425 | 6.300 | 6.358 | 6.150 | 6.500 | 6.600 | 6.417 | 6.600 | 6.900 | 6.300 | 6.600 | 6.600 | 6.481 | |
| | | 十八年1929 | 5.950 | 6.150 | 6.050 | 6.050 | 5.900 | 5.850 | 5.800 | 5.850 | 5.750 | 5.750 | 5.750 | 5.750 | 6.200 | 6.250 | 6.200 | 6.200 | 6.217 | 5.967 | |
| | | 十九年1930 | 6.100 | 6.150 | 6.050 | 6.100 | 5.950 | 5.800 | 5.800 | 5.850 | 6.100 | ... | 7.200 | 6.650 | 7.500 | 7.250 | 7.200 | 7.200 | 7.317 | 6.479 | |
| | | 二十年1931 | 7.850 | 7.900 | 7.750 | 7.833 | 7.200 | 7.850 | 8.225 | 7.758 | 8.350 | 8.450 | 8.450 | 8.417 | 8.400 | 8.300 | 8.200 | 8.300 | 8.300 | 8.077 | |
| | | 廿一年1932 | 8.050 | ... | 7.500 | 7.775 | 8.350 | 8.100 | 8.475 | 8.308 | 8.850 | 9.550 | 9.550 | 9.317 | 9.250 | 9.250 | 9.000 | 9.167 | 8.642 | | |

上海汕頭黃岡青糖之躉售市價
PRICE OF SWATOW GREEN SUGAR
民國十四年至廿一年
1925 - 1932

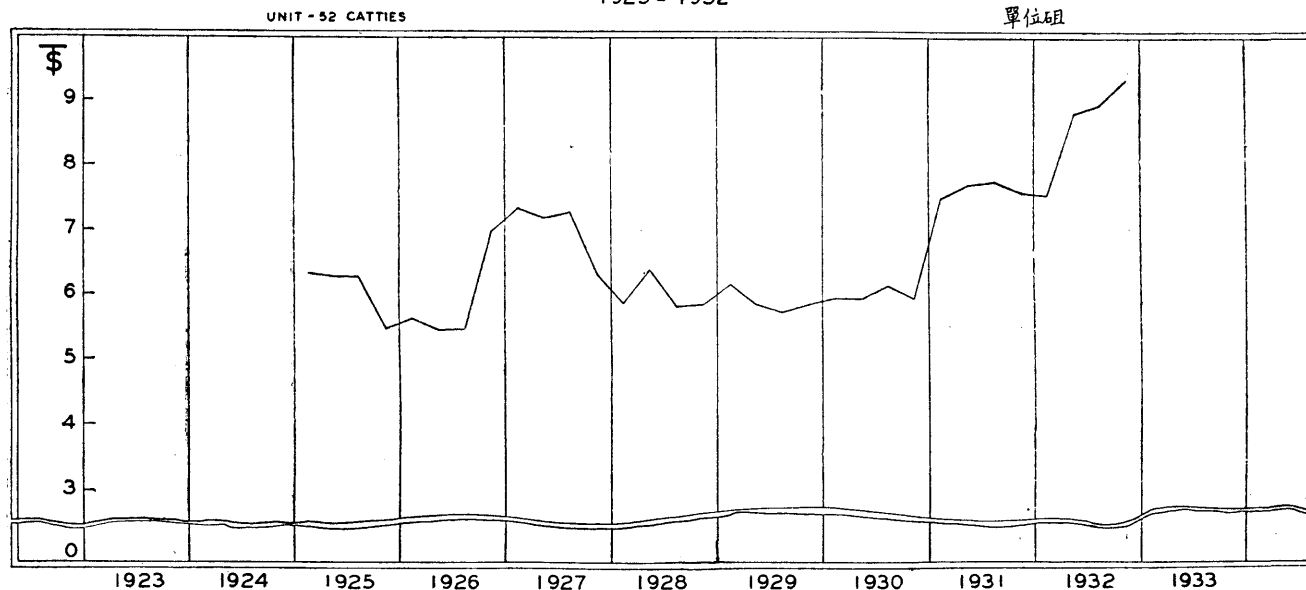


糖 SUGAR

躉售市價 (單位兩)—Wholesale Price (Shanghai Tls.)

| 名稱 Name | 單位 Unit | 年份 Year | 一月 Jan. | 二月 Feb. | 三月 March | 平均 Qrly. Average | 四月 April | 五月 May | 六月 June | 平均 Qrly. Average | 七月 July | 八月 Aug. | 九月 Sept. | 平均 Qrly. Average | 十月 Oct. | 十一月 Nov. | 十二月 Dec. | 平均 Qrly. Average | 總平均 Year's Average | | |
|--|------------|------------|------------|------------|-------------|------------------------|-------------|-----------|------------|------------------------|------------|------------|-------------|------------------------|------------|-------------|-------------|------------------------|--------------------------|-------|--|
| 冰糖,建冰(廈門) Sugar, Candy Amoy (China) | 52 Catties | 十二年1923 | | | | | | | | | | | | | | | | | | | |
| | | 十三年1924 | | | | | | | | | | | | | | | | | | | |
| | | 十四年1925 | ... | 6.400 | 6.400 | 6.400 | 6.400 | 6.400 | 6.300 | ... | 6.350 | 6.200 | 6.800 | 6.000 | 6.333 | 5.900 | 5.300 | 5.500 | 5.567 | 6.162 | |
| | | 十五年1926 | 5.600 | 5.800 | 5.700 | 5.700 | 5.600 | 5.500 | 5.500 | 5.533 | 5.500 | 5.400 | 5.800 | 5.567 | 6.500 | 7.300 | 7.300 | 7.033 | 5.958 | | |
| | | 十六年1927 | 7.500 | 7.400 | 7.300 | 7.400 | 7.400 | 7.200 | 7.200 | 7.267 | 7.700 | 7.700 | 6.600 | 7.333 | 7.300 | 6.000 | 5.900 | 6.400 | 7.100 | | |
| | | 十七年1928 | 5.800 | 5.900 | 6.100 | 5.933 | 6.100 | 7.300 | 6.000 | 6.467 | 6.000 | 5.900 | 5.800 | 5.900 | 5.900 | 5.950 | 5.900 | 5.917 | 6.054 | | |
| | | 十八年1929 | 5.850 | 6.200 | 6.600 | 6.217 | 6.100 | 5.900 | 5.750 | 5.917 | 5.700 | 5.800 | 5.900 | 5.800 | 6.050 | 5.900 | 5.750 | 5.900 | 5.958 | | |
| | | 十九年1930 | 5.750 | 5.950 | 6.350 | 6.017 | 6.150 | 5.800 | 6.050 | 6.000 | 6.250 | 6.150 | 6.200 | 6.200 | 6.150 | 5.950 | 5.900 | 6.000 | 6.054 | | |
| | | 二十年1931 | 7.250 | 7.600 | 7.800 | 7.550 | 7.800 | 7.700 | 7.800 | 7.767 | 7.800 | 7.800 | 7.800 | 7.800 | 7.800 | 7.800 | 7.750 | 7.350 | 7.633 | 7.437 | |
| | | 廿一年1932 | 7.400 | ... | 7.800 | 7.600 | 8.650 | 8.900 | 9.000 | 8.850 | 9.000 | 9.000 | 8.900 | 8.967 | 9.450 | 9.600 | 9.900 | 9.650 | 8.767 | | |

上海廈門冰糖之躉售市價
PRICE OF AMOY CANDY SUGAR
民國十四年至廿一年
1925 - 1932

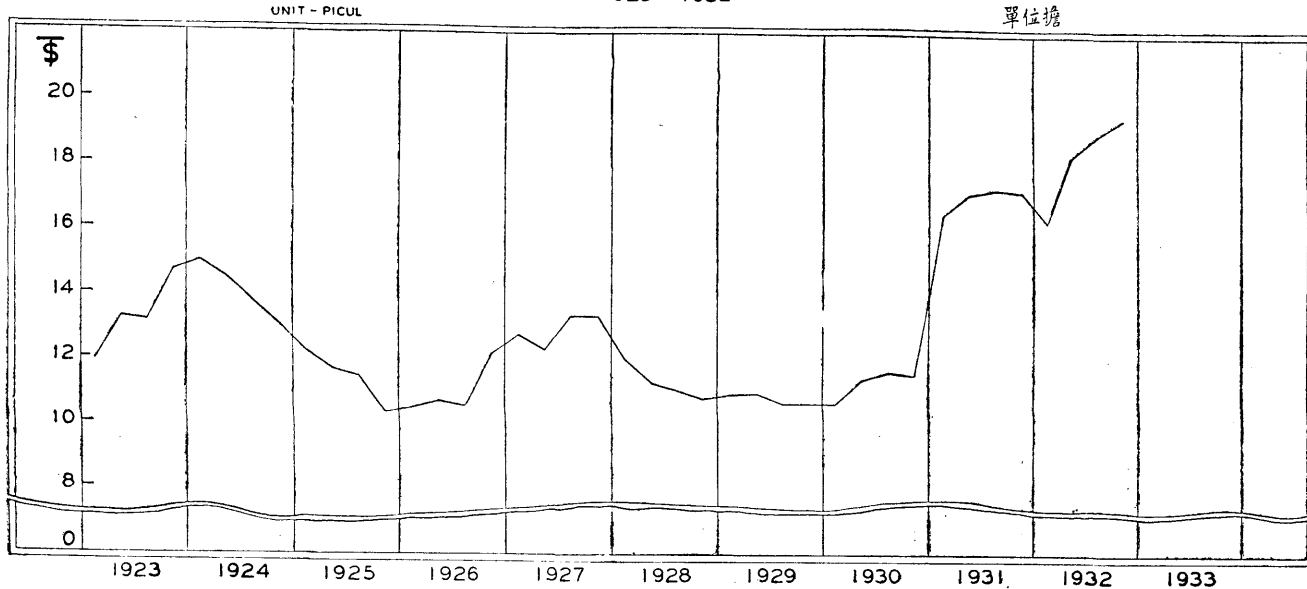


糖 SUGAR

躉售市價(單位兩)—Wholesale Price (Shanghai Tls.)

| 名稱 Name | 單位 Unit | 年份 Year | 一月 Jan. | 二月 Feb. | 三月 March | 平均 Qrly. Average | 四月 April | 五月 May | 六月 June | 平均 Qrly. Average | 七月 July | 八月 Aug. | 九月 Sept. | 平均 Qrly. Average | 十月 Oct. | 十一月 Nov. | 十二月 Dec. | 平均 Qrly. Average | 總平均 Year's Average | |
|--|------------|------------|------------|------------|-------------|------------------------|-------------|-----------|------------|------------------------|------------|------------|-------------|------------------------|------------|-------------|-------------|------------------------|--------------------------|--------|
| 白冰糖,太古C.C. (香港) Sugar, Candy Taikoo C. C. (Hongkong) | 担 Picul | 十二年1923 | 10.900 | 11.925 | 12.930 | 11.918 | 13.295 | 13.240 | 13.260 | 13.265 | 13.400 | 13.012 | 13.160 | 13.191 | 13.851 | 14.850 | 15.375 | 14.692 | 13.266 | |
| | | 十三年1924 | 15.000 | 15.000 | 15.000 | 15.000 | 14.525 | 14.500 | 14.325 | 14.450 | 13.600 | 13.690 | 14.050 | 13.780 | 13.717 | 13.050 | 12.350 | 13.039 | 14.067 | |
| | | 十四年1925 | 12.275 | 12.050 | 12.117 | 12.147 | 11.917 | 11.500 | ... | 11.708 | 11.400 | 11.800 | 11.200 | 11.467 | 10.400 | 10.400 | 10.400 | 10.400 | 11.430 | |
| | | 十五年1926 | 10.400 | 10.350 | 11.000 | 10.583 | 11.000 | 11.000 | 10.300 | 10.767 | 10.400 | 10.450 | 10.950 | 10.600 | 11.700 | 12.600 | 12.300 | 12.200 | 11.037 | |
| | | 十六年1927 | 13.000 | 13.000 | 12.400 | 12.800 | 12.400 | 12.400 | 12.150 | 12.317 | 12.550 | 13.750 | 13.750 | 13.350 | 13.750 | 13.375 | 13.000 | 13.375 | 12.960 | |
| | | 十七年1928 | 13.000 | 12.000 | 11.250 | 12.083 | 11.250 | 11.250 | 11.600 | 11.367 | 11.250 | 11.025 | 11.125 | 11.133 | 11.000 | 11.200 | 10.500 | 10.900 | 11.371 | |
| | | 十八年1929 | 10.550 | 11.300 | 11.300 | 11.050 | 11.300 | 11.100 | 10.850 | 11.083 | 10.900 | 10.800 | 10.650 | 10.782 | 10.800 | 10.775 | 10.725 | 10.767 | 10.920 | |
| | | 十九年1930 | 10.550 | 10.650 | 11.125 | 10.775 | 11.300 | 11.600 | 11.600 | 11.500 | 11.850 | 11.750 | 11.700 | 11.767 | 11.500 | 11.675 | 11.800 | 11.658 | 11.425 | |
| | | 二十年1931 | 15.500 | 16.750 | 17.250 | 16.500 | 17.125 | 17.000 | 17.250 | 17.125 | 17.000 | 17.375 | 17.500 | 17.292 | 17.550 | 17.125 | 17.000 | 17.225 | 17.035 | |
| | | 廿一年1932 | 16.200 | ... | 16.350 | 16.275 | 18.250 | ... | 18.500 | 18.375 | 18.500 | 19.000 | 19.500 | 19.000 | 19.500 | 19.500 | 19.500 | 19.500 | 19.500 | 18.288 |

香港太古白冰糖在滬之躉售市價
PRICE OF TAIKOO CANDY SUGAR
民國十二年至廿一年
1923 - 1932

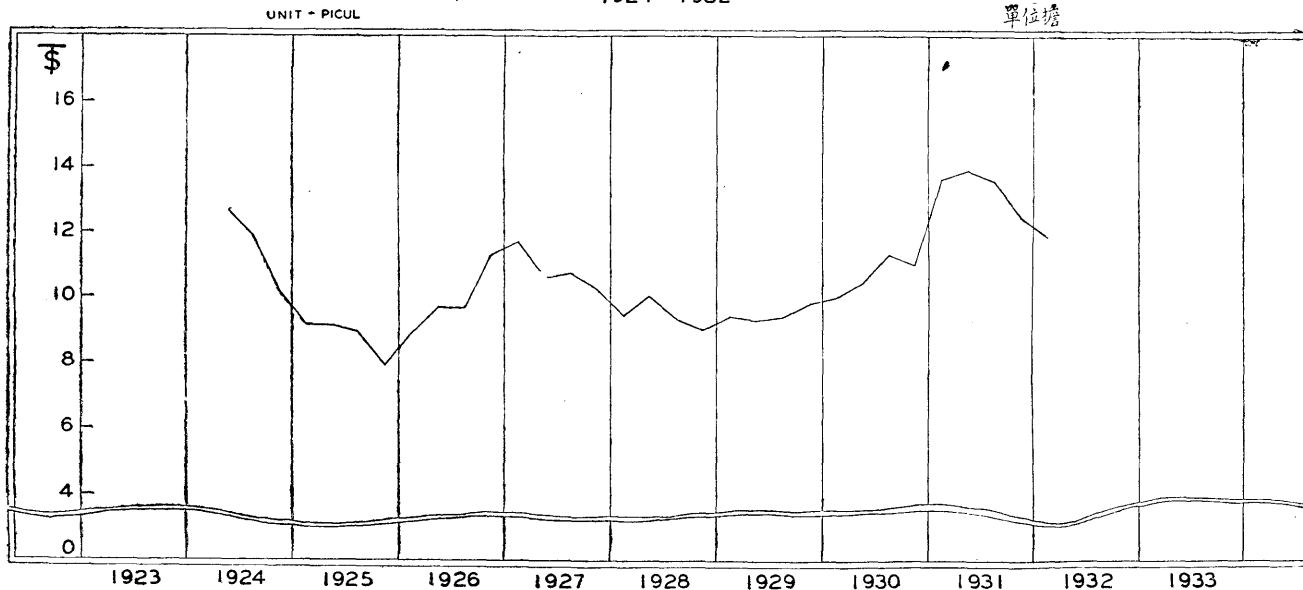


糖 SUGAR

躉售市價 (單位兩) — Wholesale Price (Shanghai Tls.)

| 名稱 Name | 單位 Unit | 年份 Year | 一月 Jan. | 二月 Feb. | 三月 March | 平均 Qrly. Average | 四月 April | 五月 May | 六月 June | 平均 Qrly. Average | 七月 July | 八月 Aug. | 九月 Sept. | 平均 Qrly. Average | 十月 Oct. | 十一月 Nov. | 十二月 Dec. | 平均 Qrly. Average | 總平均 Year's Average | | |
|--|------------|------------|------------|------------|-------------|------------------------|-------------|-----------|------------|------------------------|------------|------------|-------------|------------------------|------------|-------------|-------------|------------------------|--------------------------|--|--|
| 廣冰,二號(叻) Sugar, Candy No. 2 (Singapore) | 担 Picul | 十二年1923 | | | | | | | | | | | | | | | | | | | |
| | | 十三年1924 | | | | | 12.475 | 13.280 | 12.575 | 12.777 | 11.700 | 11.860 | 12.200 | 11.920 | 10.850 | 10.200 | 9.700 | 10.250 | | | |
| | | 十四年1925 | 9.425 | 9.100 | 9.033 | 9.186 | 9.333 | 8.900 | ... | 9.116 | 8.800 | 9.100 | 8.800 | 8.900 | 7.900 | 7.550 | 8.200 | 7.883 | 8.771 | | |
| | | 十五年1926 | 8.250 | 8.250 | 9.450 | 8.883 | 9.450 | 9.700 | 9.800 | 9.650 | 9.800 | 9.400 | 9.750 | 9.650 | 10.400 | 11.750 | 11.650 | 11.267 | 9.862 | | |
| | | 十六年1927 | 11.800 | 11.800 | 11.500 | 11.700 | 11.100 | 10.700 | 10.000 | 10.600 | 10.450 | 10.700 | 11.100 | 10.750 | 10.600 | 10.200 | 9.900 | 10.233 | 10.821 | | |
| | | 十七年1928 | 9.600 | 9.300 | 9.400 | 9.433 | 10.075 | 10.200 | 9.950 | 10.075 | 9.350 | 9.100 | 9.650 | 9.367 | 9.250 | 9.050 | 8.850 | 9.050 | 9.481 | | |
| | | 十八年1929 | 9.000 | 9.550 | 9.850 | 9.467 | 9.600 | 9.300 | 9.200 | 9.367 | 9.100 | 9.600 | 9.600 | 9.433 | 10.000 | 9.850 | 9.600 | 9.817 | 9.521 | | |
| | | 十九年1930 | 9.650 | 10.100 | 10.375 | 10.042 | 10.600 | 10.500 | 10.450 | 10.517 | 11.300 | 11.400 | 11.400 | 11.267 | 11.200 | 11.100 | 11.150 | 11.150 | 10.769 | | |
| | | 二十年1931 | 13.500 | 13.100 | 14.400 | 13.667 | 13.450 | 13.700 | 14.600 | 13.917 | 13.600 | 13.600 | ... | 13.600 | ... | ... | 12.500 | 12.500 | 13.421 | | |
| | | 廿一年1932 | 12.100 | ... | ... | 12.100 | | | | | | | | | | | | | | | |

叻二號廣冰糖在滬之躉售市價
PRICE OF SINGAPORE NO. 2 CANDY SUGAR
民國十三年至廿一年
1924 - 1932



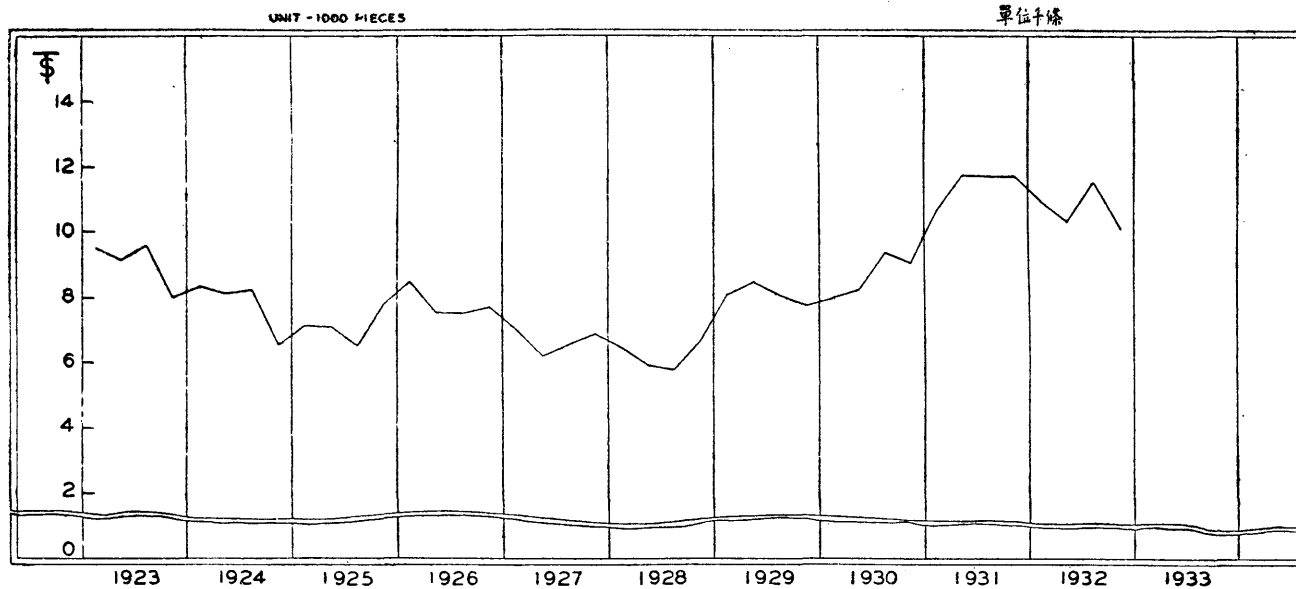
IX 木材及建築材料 TIMBER & BUILDING MATERIALS

木 材 TIMBER

躉售市價(單位兩)—Wholesale Price (Shanghai Tls.)

| 名稱 Name | 單位 Unit | 年份 Year | 一月 Jan. | 二月 Feb. | 三月 March | 平均 Qrly. Average | 四月 April | 五月 May | 六月 June | 平均 Qrly. Average | 七月 July | 八月 Aug. | 九月 Sept. | 平均 Qrly. Average | 十月 Oct. | 十一月 Nov. | 十二月 Dec. | 平均 Qrly. Average | 總平均 Year's Average | | |
|---|-----------------------|------------|------------|------------|-------------|------------------------|-------------|-----------|------------|------------------------|------------|------------|-------------|------------------------|------------|-------------|-------------|------------------------|--------------------------|--------|--------|
| 板條,長四尺 (美) Lath, 4 ft. long (U.S.A.) | 千條 1,000 Pieces | 十二年1923 | 9.150 | 9.150 | 10.000 | 9.433 | 9.000 | 9.000 | 9.500 | 9.167 | 9.000 | 9.000 | 8.400 | 8.800 | 8.800 | 8.000 | 8.000 | 8.000 | 8.267 | 8.850 | |
| | | 十三年1924 | 8.000 | 8.000 | 9.000 | 8.333 | 8.250 | 8.000 | 8.200 | 8.150 | 8.500 | 8.500 | 7.750 | 8.250 | 7.250 | 6.250 | 6.250 | 6.250 | 6.583 | 7.804 | |
| | | 十四年1925 | 7.000 | 7.000 | 7.500 | 7.167 | 7.500 | 6.750 | ... | 7.125 | 6.500 | 6.500 | 6.500 | 6.500 | 7.152 | 7.850 | 8.250 | 7.750 | 7.136 | 7.136 | |
| | | 十五年1926 | 8.650 | 8.550 | 8.250 | 8.483 | 7.500 | 7.650 | 7.500 | 7.550 | 7.550 | 7.500 | 7.500 | 7.517 | 7.200 | 8.000 | 7.900 | 7.700 | 7.700 | 7.813 | 7.813 |
| | | 十六年1927 | 7.350 | 7.000 | 6.750 | 7.033 | 6.000 | 6.000 | 6.600 | 6.200 | 6.000 | 6.650 | 7.000 | 6.550 | 7.000 | 6.500 | 7.200 | 6.900 | 6.671 | 6.671 | 6.671 |
| | | 十七年1928 | 7.050 | 6.250 | 6.000 | 6.433 | 6.000 | 6.000 | 5.900 | 5.967 | 5.800 | 5.700 | 5.900 | 5.800 | 1.300 | 6.500 | 7.100 | 6.633 | 6.208 | 6.208 | 6.208 |
| | | 十八年1929 | 7.750 | 8.125 | 8.375 | 8.083 | 8.500 | 8.500 | 8.500 | 8.500 | 8.500 | 8.500 | 7.750 | 8.000 | 8.083 | 7.500 | 7.750 | 8.000 | 7.750 | 8.104 | 8.104 |
| | | 十九年1930 | 8.000 | 8.000 | 8.000 | 8.000 | 8.000 | 8.000 | 8.750 | 8.250 | 9.250 | 9.500 | 9.250 | 9.333 | 9.000 | 9.000 | 9.250 | 9.083 | 8.667 | 8.667 | 8.667 |
| | | 二十年1931 | 10.250 | 10.750 | 11.000 | 10.667 | 11.750 | 11.550 | 12.000 | 11.767 | 12.000 | 11.750 | 11.500 | 11.750 | 11.500 | 12.000 | 11.750 | 11.750 | 11.750 | 11.483 | 11.483 |
| | | 廿一年1932 | 11.250 | ... | 10.750 | 11.000 | 10.500 | 10.250 | 10.333 | 11.250 | 12.000 | 11.500 | 11.583 | 10.500 | 10.000 | 10.000 | 10.167 | 10.771 | 10.771 | 10.771 | 10.771 |

美國板條在滬之躉售市價
PRICE OF AMERICAN LATHS
民國十二年至廿一年
1923 - 1932

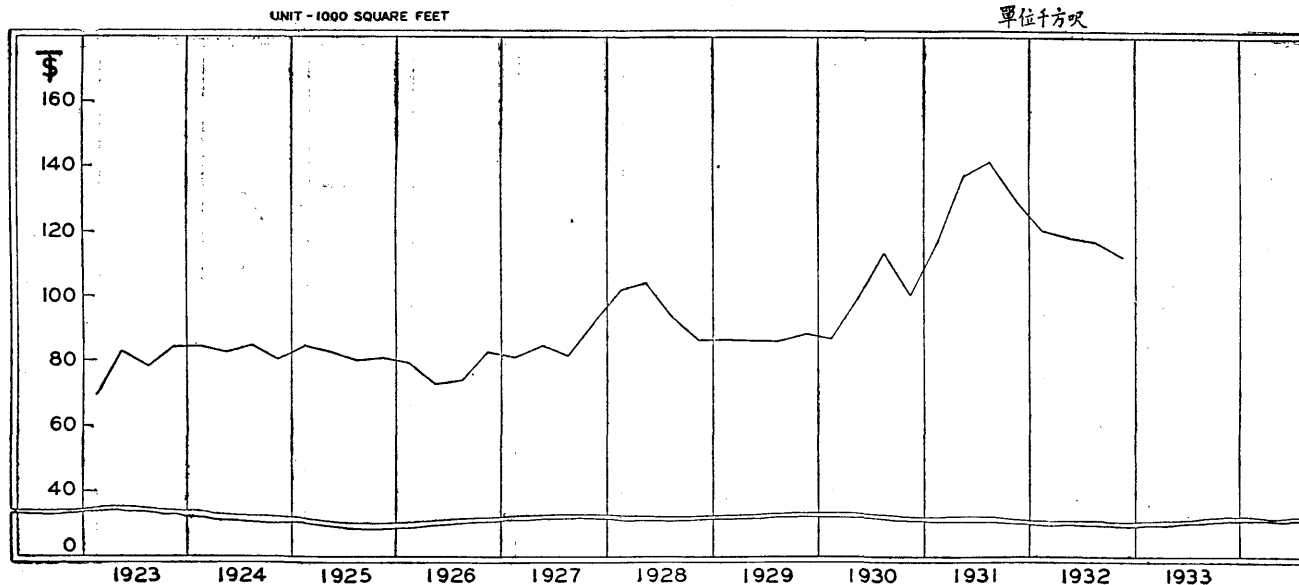


木 材 TIMBER

躉售市價(單位兩)—Wholesale Price (Shanghai Tls.)

| 名稱 Name | 單位 Unit | 年份 Year | 一月 Jan. | 二月 Feb. | 三月 March | 平均 Qrly. Average | 四月 April | 五月 May | 六月 June | 平均 Qrly. Average | 七月 July | 八月 Aug. | 九月 Sept. | 平均 Qrly. Average | 十月 Oct. | 十一月 Nov. | 十二月 Dec. | 平均 Qrly. Average | 總平均 Year's Average | |
|--|---------------------|------------|------------|------------|-------------|------------------------|-------------|-----------|------------|------------------------|------------|------------|-------------|------------------------|------------|-------------|-------------|------------------------|--------------------------|--------|
| 留安, 鋸板料, 寬四寸(菲列濱) Luan, Plank, 4" wide (Philippines) | 千方呎 1000 sq. ft. | 十二年1923 | 65.000 | 65.000 | 78.000 | 69.333 | 85.000 | 85.000 | 81.000 | 83.667 | 77.750 | 77.500 | 79.200 | 78.150 | 85.000 | 85.000 | 84.600 | 84.867 | 79.004 | |
| | | 十三年1924 | 85.000 | 85.000 | 85.000 | 85.000 | 81.250 | 85.000 | 84.000 | 83.417 | 86.000 | 86.200 | 84.500 | 85.567 | 80.000 | 81.000 | 82.000 | 81.000 | 83.746 | |
| | | 十四年1925 | 82.000 | 81.000 | 90.000 | 84.333 | 85.000 | 80.000 | ... | 82.500 | 80.000 | 80.000 | 80.000 | 80.000 | 81.000 | 80.000 | 80.000 | 80.000 | 80.333 | 81.792 |
| | | 十五年1926 | 79.000 | 80.000 | 79.000 | 79.333 | 75.000 | 71.000 | 72.000 | 81.667 | 75.000 | 72.500 | 74.500 | 74.000 | 80.000 | 83.500 | 85.000 | 82.833 | 77.208 | |
| | | 十六年1927 | 81.000 | 80.000 | 82.500 | 81.167 | 80.000 | 79.000 | 94.000 | 84.333 | 78.000 | 81.000 | 85.000 | 81.333 | 90.000 | 94.500 | 91.000 | 91.833 | 84.667 | |
| | | 十七年1928 | 95.000 | 104.500 | 106.000 | 101.833 | 110.000 | 103.500 | 99.000 | 104.167 | 95.000 | 95.000 | 91.000 | 93.667 | 85.000 | 90.000 | 85.000 | 86.667 | 96.584 | |
| | | 十八年1929 | 85.000 | 87.000 | 89.000 | 87.000 | 90.000 | 85.500 | 84.500 | 86.667 | 85.000 | 86.500 | 88.000 | 86.500 | 87.000 | 89.000 | 90.000 | 88.667 | 87.209 | |
| | | 十九年1930 | 86.500 | 86.500 | 89.000 | 87.333 | 93.000 | 99.000 | 107.500 | 99.833 | 112.500 | 115.000 | 112.500 | 113.333 | 109.000 | 105.500 | 105.000 | 100.500 | 100.250 | |
| | | 二十年1931 | 107.500 | 116.500 | 126.500 | 116.833 | 132.500 | 136.500 | 141.500 | 136.833 | 143.500 | 140.000 | 141.000 | 141.500 | 135.000 | 129.000 | 125.500 | 129.833 | 131.249 | |
| | | 廿一年1932 | 122.000 | ... | 119.000 | 120.500 | 119.000 | 119.000 | 117.000 | 118.333 | 120.000 | 118.000 | 115.500 | 117.833 | 113.500 | 112.000 | 114.500 | 113.333 | 117.500 | |

斐列濱留安木在滬之躉售市價
PRICE OF PHILIPPINES LUAN PLANK
民國十二年至廿一年
1923 - 1932

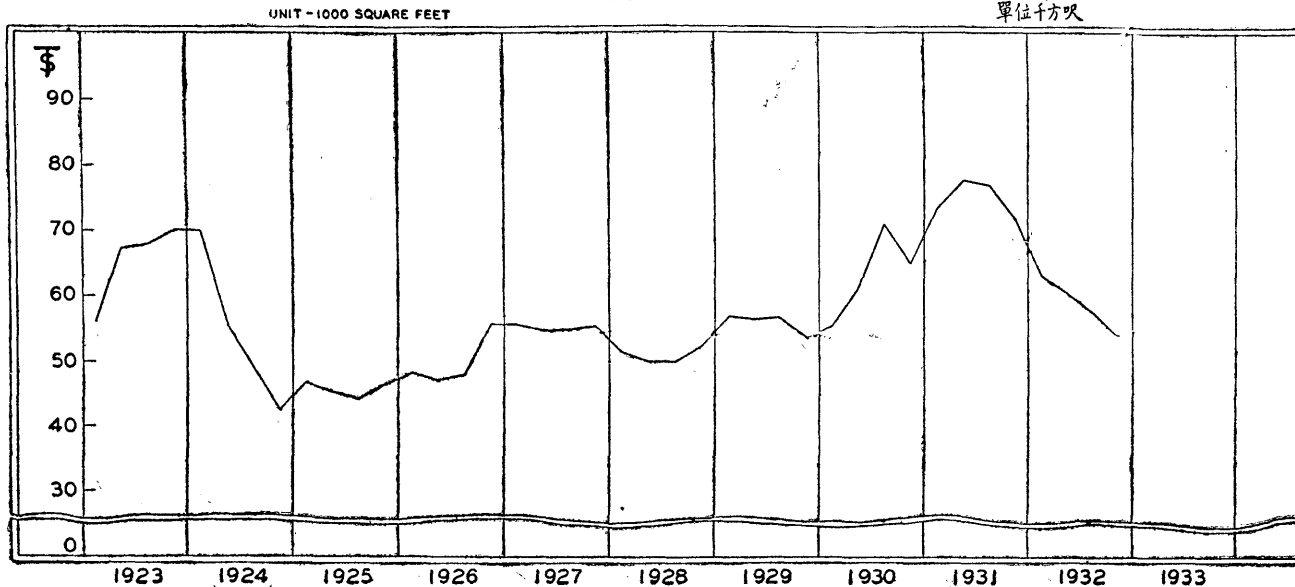


木 材 TIMBER

躉售市價 (單位兩)—Wholesale Price (Shanghai Tls.)

| 名稱 Name | 單位 Unit | 年份 Year | 一月 Jan. | 二月 Feb. | 三月 March | 平均 Qrly. Average | 四月 April | 五月 May | 六月 June | 平均 Qrly. Average | 七月 July | 八月 Aug. | 九月 Sept. | 平均 Qrly. Average | 十月 Oct. | 十一月 Nov. | 十二月 Dec. | 平均 Qrly. Average | 總平均 Year's Average | |
|--|---------------------|------------|------------|------------|-------------|------------------------|-------------|-----------|------------|------------------------|------------|------------|-------------|------------------------|------------|-------------|-------------|------------------------|--------------------------|--------|
| 洋松, 鋸板料, 長八至三十二呎 (美) Pine, Oregon, Plank, 8-32 ft. long (U. S. A.) | 千方呎 1000 sq. ft. | 十二年1923 | 50.000 | 55.000 | 63.750 | 56.250 | 66.125 | 67.500 | 67.500 | 67.042 | 67.500 | 67.500 | 69.000 | 68.000 | 70.000 | 70.000 | 70.000 | 70.000 | 70.000 | 65.323 |
| | | 十三年1924 | 70.000 | 70.000 | 70.000 | 70.000 | 60.000 | 55.000 | 52.000 | 55.667 | 53.750 | 48.750 | 45.000 | 49.167 | 44.500 | 42.000 | 42.000 | 42.000 | 42.833 | 54.407 |
| | | 十四年1925 | 45.050 | 50.000 | 45.000 | 46.667 | 45.000 | 45.000 | ... | 45.000 | 44.000 | 44.000 | 44.000 | 44.000 | 44.000 | 46.500 | 48.000 | 46.167 | 46.167 | 45.459 |
| | | 十五年1926 | 48.000 | 48.000 | 48.000 | 48.000 | 46.500 | 48.000 | 46.500 | 47.000 | 47.000 | 46.500 | 50.000 | 47.833 | 52.000 | 57.750 | 57.000 | 55.583 | 55.583 | 49.604 |
| | | 十六年1927 | 55.000 | 56.000 | 55.500 | 55.500 | 55.000 | 54.000 | 54.500 | 54.500 | 53.000 | 55.500 | 56.000 | 54.833 | 55.500 | 55.000 | 55.000 | 55.167 | 55.167 | 55.000 |
| | | 十七年1928 | 52.000 | 52.000 | 50.500 | 51.500 | 50.000 | 50.000 | 50.000 | 50.000 | 50.000 | 50.000 | 50.000 | 50.000 | 50.000 | 51.500 | 52.000 | 53.500 | 52.333 | 50.958 |
| | | 十八年1929 | 55.500 | 57.000 | 58.000 | 56.833 | 56.000 | 56.500 | 57.000 | 56.500 | 58.000 | 56.500 | 58.000 | 56.833 | 54.500 | 54.000 | 53.000 | 53.833 | 53.833 | 56.000 |
| | | 十九年1930 | 53.500 | 56.000 | 56.500 | 55.333 | 57.000 | 59.000 | 67.000 | 61.000 | 73.000 | 71.000 | 68.500 | 70.833 | 66.500 | 64.500 | 64.000 | 65.000 | 65.000 | 63.042 |
| | | 二十年1931 | 68.000 | 74.000 | 78.000 | 73.333 | 76.000 | 76.000 | 81.000 | 77.667 | 79.000 | 77.000 | 75.000 | 77.000 | 74.000 | 71.000 | 65.500 | 70.167 | 74.542 | |
| | | 廿一年1932 | 64.500 | ... | 62.000 | 63.250 | 62.000 | 60.000 | 60.000 | 60.667 | 59.500 | 57.500 | 55.000 | 57.333 | 53.500 | 52.000 | 54.500 | 53.333 | 53.333 | 53.896 |

美國洋松木在滬之躉售市價
PRICE OF AMERICAN OREGON PINE PLANK
民國十二年至廿一年
1923 - 1932

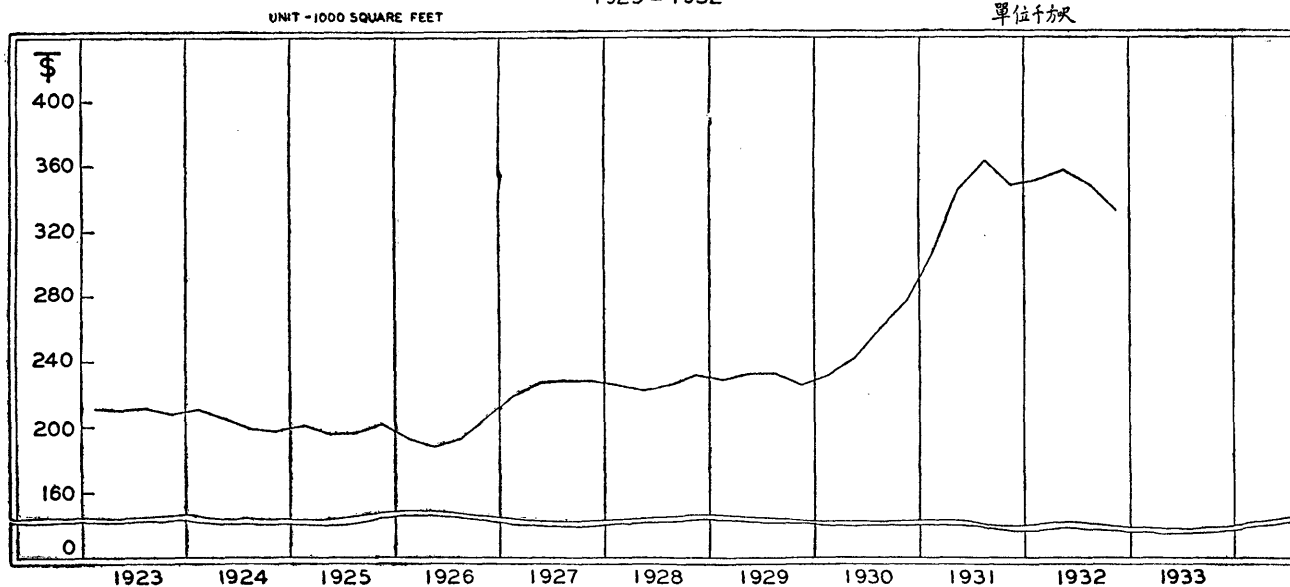


木 材 TIMBER

躉售市價 (單位兩)—Wholesale Price (Shanghai Tls.)

| 名 稱 Name | 單 位 Unit | 年 份 Year | 一 月 Jan. | 二 月 Feb. | 三 月 March | 平 均 Qrly. Average | 四 月 April | 五 月 May | 六 月 June | 平 均 Qrly. Average | 七 月 July | 八 月 Aug. | 九 月 Sept. | 平 均 Qrly. Average | 十 月 Oct. | 十一 月 Nov. | 十二 月 Dec. | 平 均 Qrly. Average | 總 平 均 Year's Average |
|--|---------------------|-------------|-------------|-------------|--------------|-------------------------|--------------|------------|-------------|-------------------------|-------------|-------------|--------------|-------------------------|-------------|--------------|--------------|-------------------------|----------------------------|
| 柚木, 鋸方料, 帽牌, (暹羅) Teak, Sawn Log, Crown Brand (Siam) | 千方尺 1000 sq. ft. | 十二年1923 | 206.000 | 210.000 | 220.000 | 212.000 | 212.500 | 210.000 | 210.000 | 210.830 | 212.500 | 215.000 | 210.000 | 212.500 | 201.250 | 211.250 | 210.000 | 207.500 | 210.707 |
| | | 十三年1924 | 211.500 | 212.667 | 209.200 | 211.122 | 210.500 | 205.750 | 200.800 | 205.683 | 200.000 | 198.000 | 194.000 | 197.333 | 192.500 | 190.000 | 198.000 | 193.500 | 201.909 |
| | | 十四年1925 | 200.000 | 205.000 | 195.000 | 200.000 | 196.500 | 195.000 | ... | 195.750 | 192.000 | 198.000 | 199.000 | 196.333 | 195.000 | 202.500 | 210.000 | 202.500 | 198.646 |
| | | 十五年1926 | 190.000 | 197.500 | 194.000 | 193.833 | 192.000 | 192.500 | 180.000 | 188.167 | 200.000 | 190.000 | 190.000 | 193.333 | 200.000 | 205.000 | 210.000 | 205.000 | 195.083 |
| | | 十六年1927 | 215.000 | 217.500 | 225.000 | 219.167 | 229.000 | 230.000 | 220.000 | 226.333 | 226.500 | 230.000 | 232.500 | 229.667 | 229.000 | 225.500 | 227.500 | 227.333 | 225.625 |
| | | 十七年1928 | 222.000 | 227.000 | 226.500 | 225.167 | 223.000 | 221.000 | 223.500 | 222.500 | 225.500 | 228.000 | 230.000 | 227.833 | 233.000 | 233.500 | 229.000 | 231.833 | 226.833 |
| | | 十八年1929 | 230.000 | 225.500 | 229.000 | 228.167 | 233.500 | 235.000 | 232.000 | 233.500 | 235.000 | 234.500 | 231.000 | 233.500 | 229.000 | 225.500 | 225.000 | 226.500 | 230.417 |
| | | 十九年1930 | 229.000 | 231.000 | 235.500 | 231.833 | 239.000 | 242.000 | 247.000 | 242.667 | 255.000 | 261.000 | 265.000 | 260.333 | 271.000 | 277.500 | 288.500 | 279.000 | 253.458 |
| | | 二十年1931 | 302.500 | 320.000 | 330.000 | 317.500 | 337.500 | 346.000 | 362.500 | 348.667 | 367.000 | 365.000 | 362.000 | 364.667 | 360.000 | 357.000 | 354.500 | 357.167 | 347.000 |
| | | 廿一年1932 | 352.000 | ... | 352.000 | 352.000 | 356.500 | 359.000 | 361.000 | 358.833 | 358.000 | 350.000 | 342.500 | 350.167 | 335.000 | 331.000 | 336.500 | 334.167 | 348.792 |

暹羅柚木在滬之躉售市價
PRICE OF SIAMESE CROWN BRAND TEAK
民國十二年至廿一年
1923 - 1932

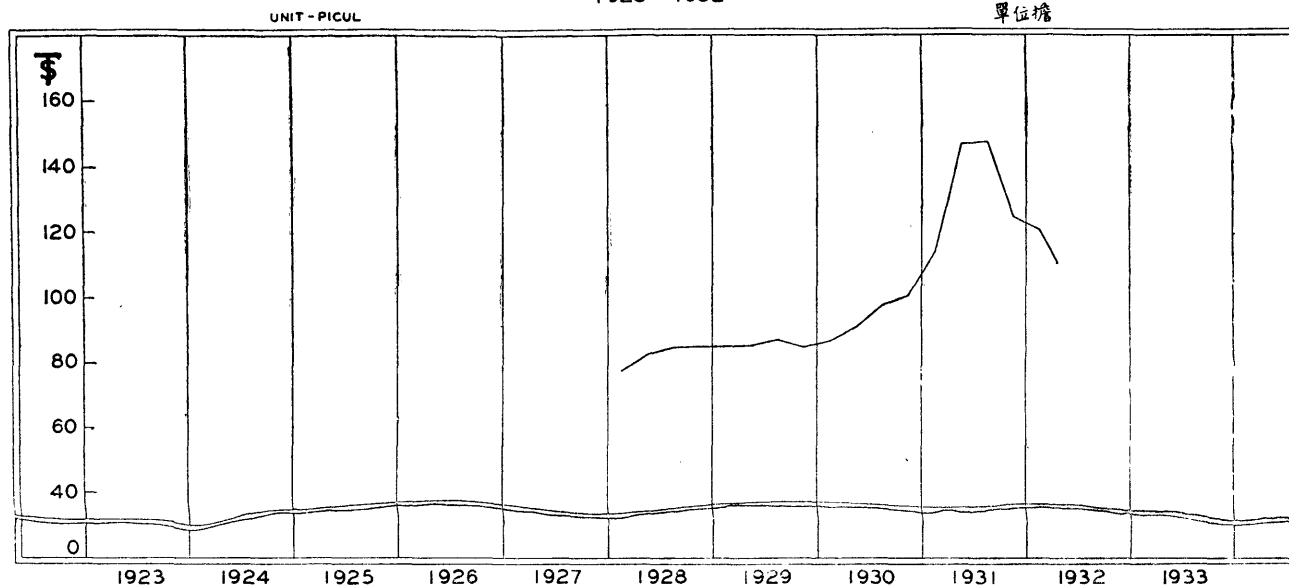


木 材 TIMBER

躉售市價 (單位兩)—Wholesale Price (Shanghai Tls.)

| 名稱 Name | 單位 Unit | 年份 Year | 一月 Jan. | 二月 Feb. | 三月 March | 平均 Qrly. Average | 四月 April | 五月 May | 六月 June | 平均 Qrly. Average | 七月 July | 八月 Aug. | 九月 Sept. | 平均 Qrly. Average | 十月 Oct. | 十一月 Nov. | 十二月 Dec. | 平均 Qrly. Average | 總平均 Year's Average | | |
|--|------------|------------|------------|------------|-------------|------------------------|-------------|-----------|------------|------------------------|------------|------------|-------------|------------------------|------------|-------------|-------------|------------------------|--------------------------|---------|--------|
| 檀香木, 老山貢香, (新加坡) Sandalwood (Singapore) | 担 Picul | 十二年1923 | | | | | | | | | | | | | | | | | | | |
| | | 十三年1924 | | | | | | | | | | | | | | | | | | | |
| | | 十四年1925 | | | | | | | | | | | | | | | | | | | |
| | | 十五年1926 | | | | | | | | | | | | | | | | | | | |
| | | 十六年1927 | | | | | | | | | | | | | | | | | | | |
| | | 十七年1928 | 76.000 | 75.000 | 80.000 | 77.000 | 80.000 | 83.000 | 84.000 | 82.333 | 84.000 | 84.500 | 85.000 | 84.500 | 85.000 | 84.500 | 84.000 | 84.500 | 84.500 | 84.500 | 82.083 |
| | | 十八年1929 | 84.500 | 85.250 | 85.000 | 84.917 | 85.500 | 84.500 | 85.000 | 85.000 | 87.500 | 86.500 | 86.000 | 86.667 | 84.000 | 84.250 | 85.000 | 84.417 | 85.250 | 85.250 | |
| | | 十九年1930 | 85.750 | 86.750 | 87.000 | 86.500 | 86.500 | 91.000 | 95.000 | 90.833 | 96.000 | 97.500 | 98.500 | 97.333 | 98.500 | 101.000 | 101.500 | 100.333 | 98.750 | 98.750 | |
| | | 二十年1931 | 105.000 | 109.000 | 127.500 | 113.833 | 140.000 | 148.000 | 152.500 | 146.833 | 154.000 | 147.500 | 140.000 | 147.167 | 127.500 | 126.500 | 120.500 | 124.833 | 113.166 | 113.166 | |
| | | 廿一年1932 | 121.500 | ... | 119.000 | 120.250 | 118.500 | 116.000 | 115.000 | 116.500 | | | | | 114.000 | 113.000 | 112.000 | 113.000 | | | |

新加坡檀香木在滬之躉售市價
PRICE OF SINGAPORE SANDALWOOD
民國十七年至廿一年
1928 - 1932

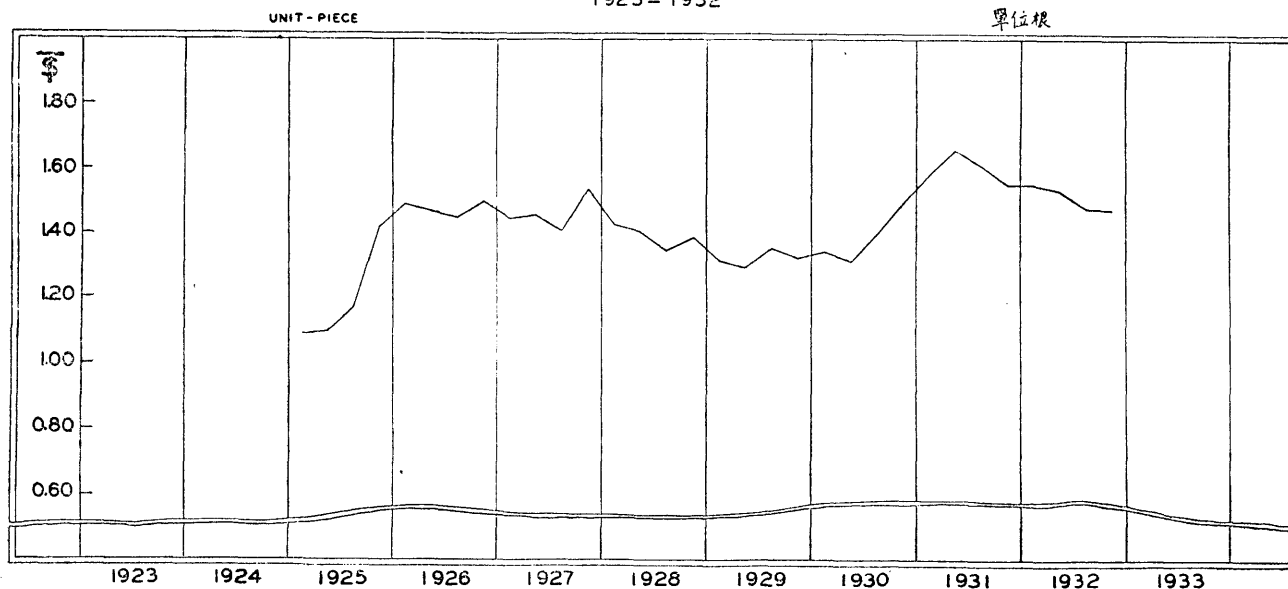


木 材 TIMBER

躉售市價 (單位兩)—Wholesale Price (Shanghai Tls.)

| 名稱 Name | 單位 Unit | 年份 Year | 一月 Jan. | 二月 Feb. | 三月 March | 平均 Qrly. Average | 四月 April | 五月 May | 六月 June | 平均 Qrly. Average | 七月 July | 八月 Aug. | 九月 Sept. | 平均 Qrly. Average | 十月 Oct. | 十一月 Nov. | 十二月 Dec. | 平均 Qrly. Average | 總平均 Year's Average | | |
|--|------------|------------|------------|------------|-------------|------------------------|-------------|-----------|------------|------------------------|------------|------------|-------------|------------------------|------------|-------------|-------------|------------------------|--------------------------|-------|-------|
| 杉木,圓徑扯六分 碼,長十六尺 (福建) Softwood, Fir Fukien (China) | 根 Piece | 十二年1923 | | | | | | | | | | | | | | | | | | | |
| | | 十三年1924 | | | | | | | | | | | | | | | | | | | |
| | | 十四年1925 | 1.080 | 1.100 | 1.100 | 1.093 | 1.100 | 1.100 | ... | 1.100 | 1.170 | 1.170 | 1.190 | 1.177 | 1.230 | 1.520 | 1.520 | 1.520 | 1.123 | 1.198 | |
| | | 十五年1926 | 1.500 | 1.500 | 1.480 | 1.493 | 1.450 | 1.540 | 1.440 | 1.477 | 1.460 | 1.440 | 1.450 | 1.450 | 1.500 | 1.500 | 1.500 | 1.500 | 1.500 | 1.480 | 1.480 |
| | | 十六年1927 | 1.470 | 1.440 | 1.440 | 1.450 | 1.500 | 1.460 | 1.440 | 1.467 | 1.500 | 1.360 | 1.370 | 1.410 | 1.550 | 1.540 | 1.550 | 1.550 | 1.547 | 1.469 | 1.469 |
| | | 十七年1928 | 1.500 | 1.380 | 1.420 | 1.433 | 1.450 | 1.390 | 1.390 | 1.410 | 1.370 | 1.355 | 1.330 | 1.352 | 1.320 | 1.530 | 1.345 | 1.398 | 1.398 | 1.398 | 1.398 |
| | | 十八年1929 | 1.340 | 1.330 | 1.310 | 1.327 | 1.290 | 1.300 | 1.325 | 1.305 | 1.340 | 1.370 | 1.380 | 1.363 | 1.345 | 1.330 | 1.335 | 1.337 | 1.337 | 1.333 | 1.333 |
| | | 十九年1930 | 1.355 | 1.370 | 1.350 | 1.358 | 1.320 | 1.310 | 1.335 | 1.322 | 1.410 | 1.390 | 1.410 | 1.403 | 1.430 | 1.520 | 1.550 | 1.550 | 1.500 | 1.396 | 1.396 |
| | | 二十年1931 | 1.570 | 1.590 | 1.630 | 1.597 | 1.665 | 1.680 | 1.655 | 1.667 | 1.630 | 1.610 | 1.590 | 1.610 | 1.570 | 1.555 | 1.545 | 1.557 | 1.608 | 1.608 | 1.608 |
| | | 廿一年1932 | 1.555 | ... | 1.555 | 1.555 | 1.545 | 1.530 | 1.535 | 1.537 | 1.500 | 1.450 | 1.470 | 1.473 | 1.490 | 1.470 | 1.450 | 1.470 | 1.470 | 1.506 | 1.506 |

上海福建杉木之躉售市價
PRICE OF FUKIEN FIR WOOD
民國十四年至廿一年
1925 - 1932

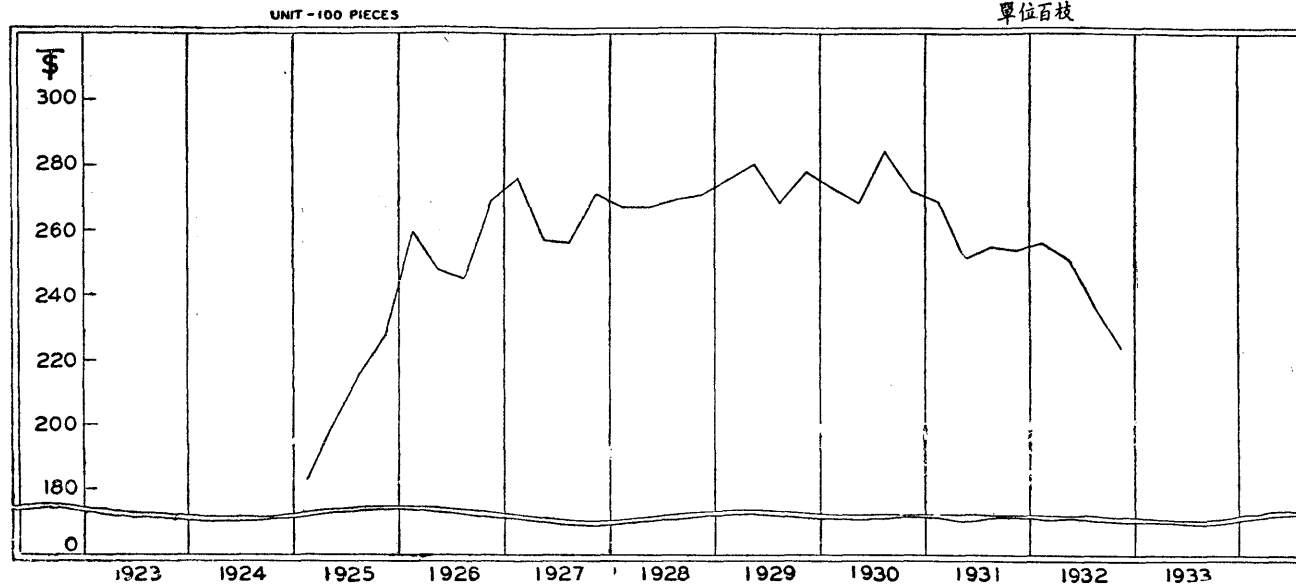


木 材 TIMBER

躉售市價 (單位兩)—Wholesale Price (Shanghai Tls.)

| 名 稱 Name | 單 位 Unit | 年 份 Year | 一 月 Jan. | 二 月 Feb. | 三 月 March | 平 均 Qrly. Average | 四 月 April | 五 月 May | 六 月 June | 平 均 Qrly. Average | 七 月 July | 八 月 Aug. | 九 月 Sept. | 平 均 Qrly. Average | 十 月 Oct. | 十一 月 Nov. | 十二 月 Dec. | 平 均 Qrly. Average | 總平均 Year's Average | | |
|---|------------------|-------------|-------------|-------------|--------------|-------------------------|--------------|------------|-------------|-------------------------|-------------|-------------|--------------|-------------------------|-------------|--------------|--------------|-------------------------|--------------------------|--|--|
| 杉木, 廣木, 分碼一百枝 (湖南) Softwood, Fir Hunan (China) | 百枝 100 Pieces | 十二年1923 | | | | | | | | | | | | | | | | | | | |
| | | 十三年1924 | | | | | | | | | | | | | | | | | | | |
| | | 十四年1925 | 180.000 | 184.000 | 184.000 | 182.667 | 200.000 | 200.000 | ... | 200.000 | 200.000 | 224.000 | 224.000 | 216.000 | 228.000 | 224.000 | 232.000 | 228.000 | 221.667 | | |
| | | 十五年1926 | 300.000 | 240.000 | 240.000 | 260.000 | 232.000 | 256.000 | 256.000 | 248.000 | 248.000 | 240.000 | 248.000 | 245.333 | 268.000 | 276.000 | 264.000 | 269.333 | 255.667 | | |
| | | 十六年1927 | 276.000 | 276.000 | 276.000 | 276.000 | 248.000 | 264.000 | 264.000 | 258.667 | 256.000 | 256.000 | 256.000 | 256.000 | 272.000 | 268.000 | 272.000 | 270.667 | 265.333 | | |
| | | 十七年1928 | 272.000 | 264.000 | 264.000 | 266.667 | 264.000 | 267.600 | 270.000 | 267.000 | 270.000 | 268.000 | 270.000 | 269.333 | 274.000 | 271.000 | 274.000 | 273.000 | 269.000 | | |
| | | 十八年1929 | 274.000 | 274.000 | 278.000 | 275.333 | 278.000 | 278.000 | 284.000 | 280.000 | 270.000 | 268.000 | 266.000 | 268.000 | 274.000 | 278.000 | 280.000 | 277.333 | 275.167 | | |
| | | 十九年1930 | 278.000 | 274.000 | 266.000 | 272.667 | 266.000 | 266.000 | 272.000 | 268.000 | 282.000 | 286.000 | 284.000 | 284.000 | 278.000 | 270.000 | 268.000 | 272.000 | 274.167 | | |
| | | 二十年1931 | 270.000 | 274.000 | 264.000 | 269.333 | 254.000 | 250.000 | 250.000 | 251.333 | 252.000 | 254.000 | 260.000 | 255.333 | 258.000 | 254.000 | 250.250 | 254.083 | 257.520 | | |
| | | 廿一年1932 | 254.000 | ... | 258.000 | 256.000 | 254.000 | 250.000 | 250.000 | 251.333 | 244.000 | 234.000 | 234.000 | 237.333 | 238.000 | 220.000 | 214.000 | 224.000 | 242.166 | | |

上海湖南杉木之躉售市價
PRICE OF HUNAN FIR WOOD
民國十四年至廿一年
1925 - 1932

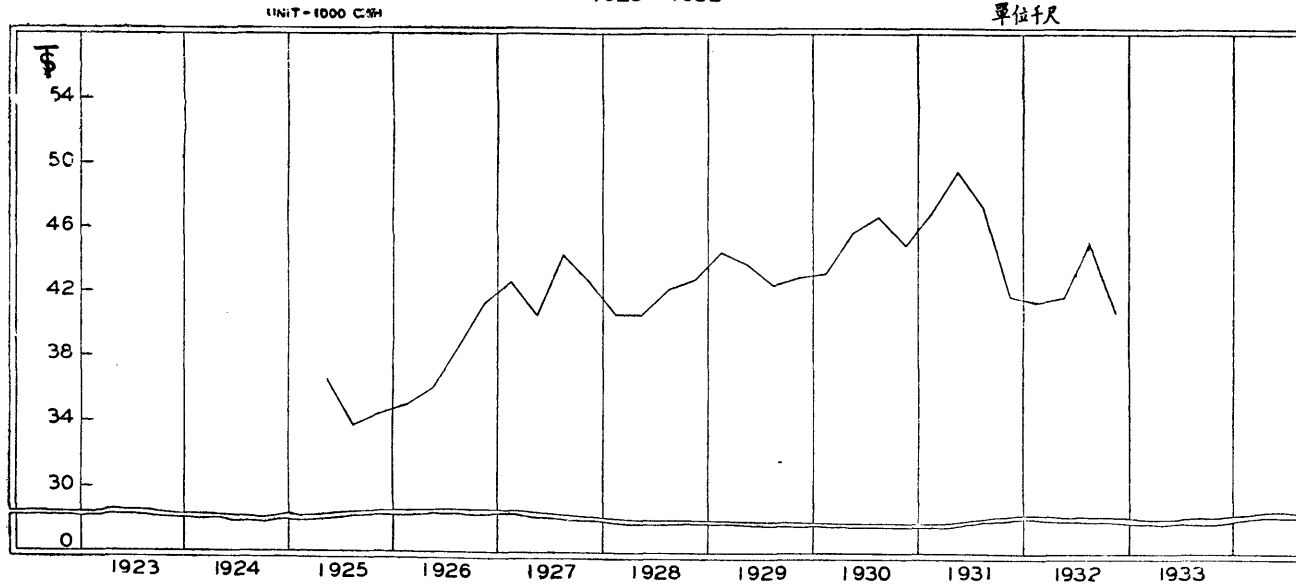


木 材 TIMBER

躉售市價(單位兩)—Wholesale Price (Shanghai Tls.)

| 名稱 Name | 單位 Unit | 年份 Year | 一月 Jan. | 二月 Feb. | 三月 March | 平均 Qrly. Average | 四月 April | 五月 May | 六月 June | 平均 Qrly. Average | 七月 July | 八月 Aug. | 九月 Sept. | 平均 Qrly. Average | 十月 Oct. | 十一月 Nov. | 十二月 Dec. | 平均 Qrly. Average | 總平均 Year's Average | | |
|--|---|------------|------------|------------|-------------|------------------------|-------------|-----------|------------|------------------------|------------|------------|-------------|------------------------|------------|-------------|-------------|------------------------|--------------------------|--------|--|
| 木板,建松板 (福建) Pine Plank, Fukien (China) | 千尺 1000 chih (1 chih= 1.05 foot) | 十二年1923 | | | | | | | | | | | | | | | | | | | |
| | | 十三年1924 | | | | | | | | | | | | | | | | | | | |
| | | 十四年1925 | | | | | | 38.000 | 37.000 | 35.000 | 36.667 | 37.500 | 32.000 | 32.000 | 33.833 | 35.000 | 34.000 | 34.500 | 34.500 | | |
| | | 十五年1926 | 35.000 | 34.000 | 36.000 | 35.000 | 35.000 | 35.000 | 35.000 | 38.000 | 36.167 | 38.000 | 38.000 | 40.000 | 38.667 | 40.000 | 42.000 | 42.000 | 41.333 | 37.792 | |
| | | 十六年1927 | 44.000 | 42.000 | 42.000 | 42.667 | 40.000 | 40.000 | 41.500 | 40.500 | 44.000 | 44.000 | 44.000 | 45.000 | 44.333 | 44.000 | 42.000 | 42.000 | 42.667 | 42.542 | |
| | | 十七年1928 | 41.500 | 40.000 | 40.000 | 40.500 | 40.000 | 41.000 | 41.000 | 40.667 | 42.000 | 42.000 | 42.500 | 42.167 | 43.000 | 42.000 | 43.500 | 42.833 | 41.542 | | |
| | | 十八年1929 | 44.000 | 44.500 | 45.000 | 44.500 | 44.500 | 44.000 | 43.000 | 43.833 | 43.000 | 42.000 | 42.500 | 42.500 | 42.500 | 44.000 | 42.500 | 43.000 | 43.000 | 43.458 | |
| | | 十九年1930 | 42.000 | 43.500 | 44.500 | 43.333 | 45.000 | 45.500 | 47.000 | 45.833 | 50.000 | 47.000 | 43.500 | 46.833 | 42.500 | 46.500 | 46.000 | 45.000 | 45.250 | | |
| | | 二十年1931 | 45.500 | 47.000 | 48.500 | 47.000 | 49.000 | 49.500 | 50.500 | 49.667 | 49.500 | 48.000 | 44.500 | 47.333 | 42.500 | 42.000 | 41.000 | 41.833 | 46.458 | | |
| | | 廿一年1932 | 40.500 | ... | 42.500 | 41.500 | 42.000 | 40.500 | 43.000 | 45.833 | 47.000 | 45.500 | 43.000 | 45.167 | 40.500 | 40.000 | 42.000 | 40.833 | 42.333 | | |

上海福建松木板之躉售市價
PRICE OF FUKIEN PINE PLANK
民國十四年至廿一年
1925 - 1932

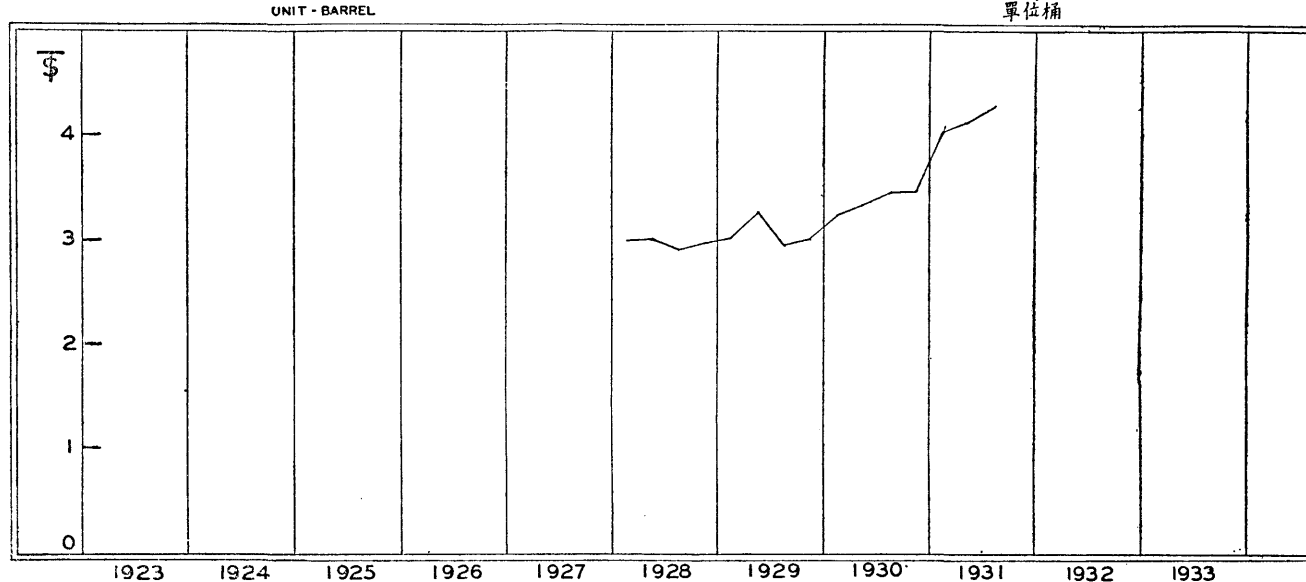


建築材料 BUILDING MATERIALS

躉售市價 (單位兩)—Wholesale Price (Shanghai Tls.)

| 名稱 Name | 單位 Unit | 年份 Year | 一月 Jan. | 二月 Feb. | 三月 March | 平均 Qrly. Average | 四月 April | 五月 May | 六月 June | 平均 Qrly. Average | 七月 July | 八月 Aug. | 九月 Sept. | 平均 Qrly. Average | 十月 Oct. | 十一月 Nov. | 十二月 Dec. | 平均 Qrly. Average | 總平均 Year's Average | | |
|--|------------------------------------|------------|------------|------------|-------------|------------------------|-------------|-----------|------------|------------------------|------------|------------|-------------|------------------------|------------|-------------|-------------|------------------------|--------------------------|-------|--|
| 水泥, 船牌 (日) Cement, Boat Brand (Japan) | 桶 (四百磅) Barrel (400 lbs.) | 十二年1923 | | | | | | | | | | | | | | | | | | | |
| | | 十三年1924 | | | | | | | | | | | | | | | | | | | |
| | | 十四年1925 | | | | | | | | | | | | | | | | | | | |
| | | 十五年1926 | | | | | | | | | | | | | | | | | | | |
| | | 十六年1927 | | | | | | | | | | | | | | | | | | | |
| | | 十七年1928 | 3.000 | 3.050 | 3.000 | 3.017 | 3.000 | 3.053 | 3.000 | 3.017 | 3.050 | 3.000 | 2.800 | 2.950 | 2.900 | 3.100 | 3.000 | 3.000 | 3.000 | 2.996 | |
| | | 十八年1929 | 3.000 | 3.000 | 3.200 | 3.067 | 3.125 | 3.350 | 3.350 | 3.275 | 3.050 | 3.000 | 2.900 | 2.983 | 2.800 | 3.100 | 3.175 | 3.025 | 3.088 | | |
| | | 十九年1930 | 3.200 | 3.200 | 3.300 | 3.233 | 3.300 | 3.400 | 3.400 | 3.367 | 3.500 | 3.400 | 3.500 | 3.467 | 3.400 | 3.600 | 3.400 | 3.467 | 3.384 | | |
| | | 二十年1931 | 3.750 | 4.100 | 4.200 | 4.017 | 4.150 | 4.150 | 4.200 | 4.167 | 4.200 | 4.300 | 4.400 | 4.300 | | | | | | | |
| | | 廿一年1932 | | | | | | | | | | | | | | | | | | | |

日本船牌水泥在滬之躉售市價
PRICE OF JAPANESE BOAT BRAND CEMENT
民國十七年至二十年
1928 - 1931

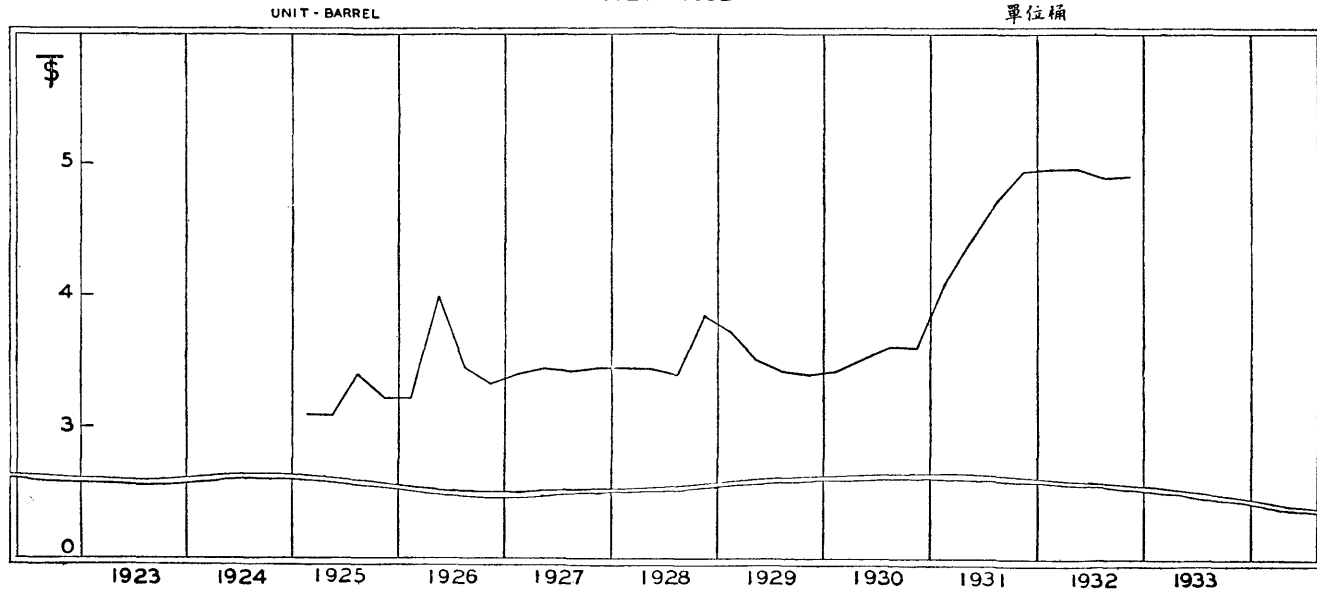


建築材料 BUILDING MATERIALS

躉售市價 (單位兩) - Wholesale Price (Shanghai Tls.)

| 名稱 Name | 單位 Unit | 年份 Year | 一月 Jan. | 二月 Feb. | 三月 March | 平均 Qrly. Average | 四月 April | 五月 May | 六月 June | 平均 Qrly. Average | 七月 July | 八月 Aug. | 九月 Sept. | 平均 Qrly. Average | 十月 Oct. | 十一月 Nov. | 十二月 Dec. | 平均 Qrly. Average | 總平均 Year's Average | | | |
|--|------------------------------------|------------|------------|------------|-------------|------------------------|-------------|-----------|------------|------------------------|------------|------------|-------------|------------------------|------------|-------------|-------------|------------------------|--------------------------|-------|-------|-------|
| 水泥, 啓新馬牌, (唐山) Cement, Chee Sin, Horse Brand Tangshan (China) | 桶 (四百磅) Barrel (400 lbs.) | 十二年1923 | | | | | | | | | | | | | | | | | | | | |
| | | 十三年1924 | | | | | | | | | | | | | | | | | | | | |
| | | 十四年1925 | 3.100 | 3.100 | 3.100 | 3.100 | 3.100 | 3.100 | 3.100 | ... | 3.100 | 3.200 | 3.500 | 3.500 | 3.400 | 3.200 | 3.300 | 3.200 | 3.233 | 3.208 | | |
| | | 十五年1926 | 3.200 | 3.200 | 3.300 | 3.233 | 4.000 | 4.000 | 4.000 | 4.000 | 4.000 | 3.600 | 3.450 | 3.300 | 3.450 | 3.300 | 3.400 | 3.300 | 3.300 | 3.333 | 3.504 | |
| | | 十六年1927 | 3.300 | 3.450 | 3.450 | 3.400 | 3.450 | 3.450 | 3.450 | 3.450 | 3.450 | 3.400 | 3.450 | 3.450 | 3.433 | 3.450 | 3.450 | 3.450 | 3.450 | 3.450 | 3.433 | 3.433 |
| | | 十七年1928 | 3.450 | 3.450 | 3.450 | 3.450 | 3.450 | 3.450 | 3.450 | 3.450 | 3.450 | 3.375 | 3.450 | 3.375 | 3.400 | 3.450 | 3.850 | 4.250 | 3.850 | 3.850 | 3.538 | 3.538 |
| | | 十八年1929 | 4.000 | 3.752 | 3.475 | 3.742 | 3.500 | 3.500 | 3.525 | 3.508 | 3.400 | 3.500 | 3.400 | 3.433 | 3.400 | 3.400 | 3.400 | 3.400 | 3.400 | 3.400 | 3.521 | 3.521 |
| | | 十九年1930 | 3.400 | 3.400 | 3.525 | 3.442 | 3.550 | 3.550 | 3.500 | 3.533 | 3.600 | 3.600 | 3.700 | 3.633 | 3.600 | 3.650 | 3.600 | 3.600 | 3.617 | 3.556 | 3.556 | |
| | | 二十年1931 | 3.750 | 4.200 | 4.300 | 4.083 | 4.400 | 4.400 | 4.500 | 4.433 | 4.500 | 4.950 | 4.750 | 4.733 | 4.950 | 4.950 | 4.950 | 4.950 | 4.950 | 4.950 | 4.549 | 4.549 |
| | | 廿一年1932 | 5.000 | ... | 4.950 | 4.975 | 4.950 | 5.000 | 5.000 | 4.983 | 4.900 | 4.900 | 4.900 | 4.900 | 4.900 | 4.900 | 4.900 | 4.900 | 4.900 | 4.900 | 4.946 | 4.946 |

上海唐山啓新馬牌水泥之躉售市價
PRICE OF TANGSHAN CHE SIN HORSE BRAND CEMENT
民國十四年至廿一年
1925 - 1932



建築材料 BUILDING MATERIALS

躉售市價 (單位兩) — Wholesale Price (Shanghai Tls.)

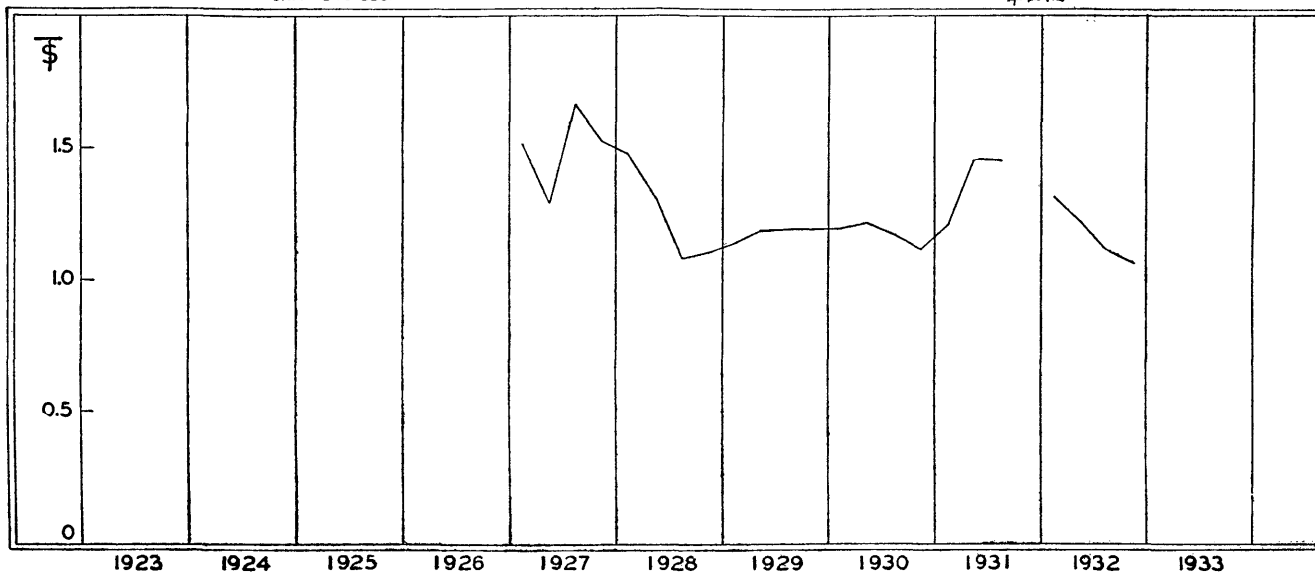
| 名稱 Name | 單位 Unit | 年份 Year | 一月 Jan. | 二月 Feb. | 三月 March | 平均 Qrly. Average | 四月 April | 五月 May | 六月 June | 平均 Qrly. Average | 七月 July | 八月 Aug. | 九月 Sept. | 平均 Qrly. Average | 十月 Oct. | 十一月 Nov. | 十二月 Dec. | 平均 Qrly. Average | 總平均 Year's Average | | |
|---|---------------|------------|------------|------------|-------------|------------------------|-------------|-----------|------------|------------------------|------------|------------|-------------|------------------------|------------|-------------|-------------|------------------------|--------------------------|--|--|
| 本窯石灰 (上海) Lime, Shanghai (China) | 挑 240 lbs. | 十二年1923 | | | | | | | | | | | | | | | | | | | |
| | | 十三年1924 | | | | | | | | | | | | | | | | | | | |
| | | 十四年1925 | | | | | | | | | | | | | | | | | | | |
| | | 十五年1926 | | | | | | | | | | | | | | | | | | | |
| | | 十六年1927 | 1.281 | 1.298 | 1.957 | 1.512 | 1.314 | 1.318 | 1.236 | 1.289 | 1.234 | 1.882 | 1.882 | 1.666 | 1.606 | 1.464 | 1.494 | 1.521 | 1.497 | | |
| | | 十七年1928 | 1.505 | 1.495 | 1.426 | 1.475 | 1.382 | 1.307 | 1.226 | 1.305 | 1.118 | 1.224 | 0.900 | 1.081 | 1.083 | 1.122 | 1.137 | 1.114 | 1.244 | | |
| | | 十八年1929 | 1.111 | 1.149 | 1.167 | 1.142 | 1.220 | 1.168 | 1.164 | 1.184 | 1.256 | 1.259 | 1.079 | 1.191 | 1.171 | 1.228 | 1.194 | 1.198 | 1.179 | | |
| | | 十九年1930 | 1.170 | 1.167 | 1.260 | 1.199 | 1.242 | 1.226 | 1.182 | 1.217 | 1.180 | 1.167 | 1.168 | 1.172 | 1.165 | 1.198 | 1.196 | 1.186 | 1.194 | | |
| | | 二十年1931 | 1.156 | 1.193 | 1.265 | 1.205 | 1.491 | 1.460 | 1.401 | 1.451 | 1.342 | 1.486 | 1.522 | 1.450 | | | | | | | |
| | | 廿一年1932 | 1.221 | ... | 1.415 | 1.318 | 1.308 | 1.230 | 1.149 | 1.229 | 1.177 | 1.152 | 1.174 | 1.168 | 1.175 | 1.061 | 0.963 | 1.066 | 1.195 | | |

上海本窯石灰之躉售市價
PRICE OF SHANGHAI LIME
民國十六年至廿一年

UNIT - 240 LBS.

1927 - 1932

單位挑

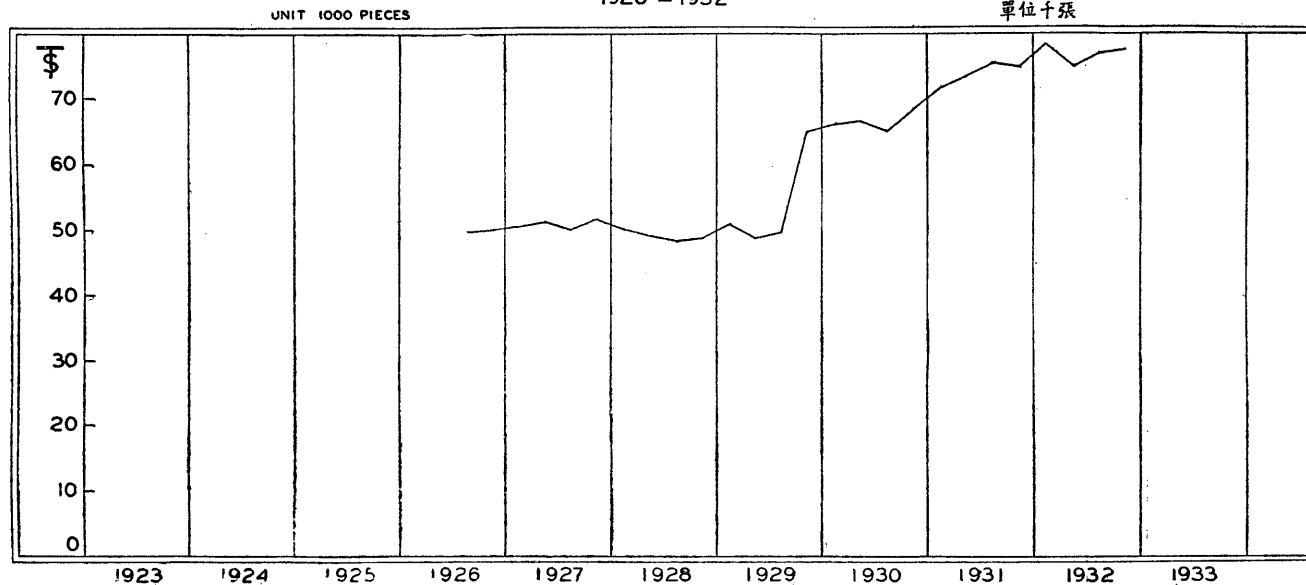


建築材料 BUILDING MATERIALS

躉售市價 (單位兩)—Wholesale Price (Shanghai Tls.)

| 名稱 Name | 單位 Unit | 年份 Year | 一月 Jan. | 二月 Feb. | 三月 March | 平均 Qrly. Average | 四月 April | 五月 May | 六月 June | 平均 Qrly. Average | 七月 July | 八月 Aug. | 九月 Sept. | 平均 Qrly. Average | 十月 Oct. | 十一月 Nov. | 十二月 Dec. | 平均 Qrly. Average | 總平均 Year's Average | | |
|--|----------------------|------------|------------|------------|-------------|------------------------|-------------|-----------|------------|------------------------|------------|------------|-------------|------------------------|------------|-------------|-------------|------------------------|--------------------------|--------|--------|
| 紅瓦, 泰山牌 (上海) Tiles, Red Taishan, Shanghai (China) | 千張 1000 Pieces | 十二年1923 | | | | | | | | | | | | | | | | | | | |
| | | 十三年1924 | | | | | | | | | | | | | | | | | | | |
| | | 十四年1925 | | | | | | | | | | | | | | | | | | | |
| | | 十五年1926 | | | | | | | | | | | | | | | | | | | |
| | | 十六年1927 | 49.000 | 51.000 | 51.000 | 50.533 | 51.000 | 51.000 | 51.000 | 51.000 | 51.000 | 49.000 | 50.000 | 50.000 | 49.667 | 50.000 | 50.000 | 50.000 | 50.000 | 51.500 | 50.708 |
| | | 十七年1928 | 52.000 | 50.000 | 48.000 | 50.000 | 48.000 | 49.000 | 50.000 | 49.000 | 50.000 | 50.000 | 45.000 | 49.500 | 48.167 | 50.000 | 48.000 | 48.000 | 48.000 | 48.667 | 48.959 |
| | | 十八年1929 | 46.500 | 45.000 | 61.000 | 50.833 | 48.000 | 48.000 | 50.000 | 48.667 | 49.000 | 50.000 | ... | 49.500 | 49.500 | 65.000 | 65.000 | 65.000 | 65.000 | 65.000 | 53.500 |
| | | 十九年1930 | 65.000 | 65.000 | 68.000 | 66.000 | 65.000 | 70.000 | 65.000 | 66.667 | 65.000 | 65.000 | 65.000 | 65.000 | 65.000 | 65.000 | 70.000 | 70.000 | 70.000 | 68.333 | 66.500 |
| | | 二十年1931 | 70.000 | 70.000 | 75.000 | 71.667 | 70.000 | 75.000 | 75.000 | 73.333 | 75.000 | 75.000 | 76.000 | 75.000 | 75.333 | 75.000 | 75.000 | 75.000 | 75.000 | 75.000 | 73.833 |
| | | 廿一年1932 | 80.000 | ... | 76.500 | 78.250 | 75.000 | 75.000 | 75.000 | 75.000 | 75.000 | 75.000 | 78.000 | 78.000 | 77.000 | 78.000 | 75.000 | 80.000 | 77.667 | 76.729 | |

上海泰山牌紅瓦之躉售市價
PRICE OF CHINESE TAISHAN BRAND RED TILES
民國十五年至廿一年
1926 - 1932

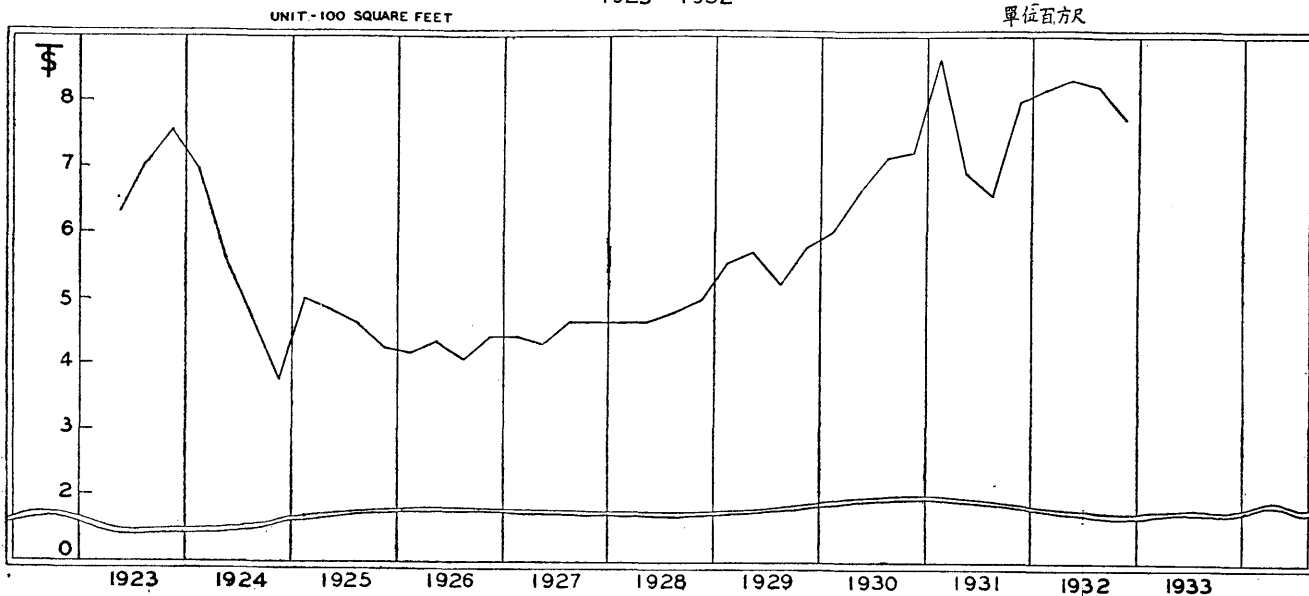


建築材料 BUILDING MATERIALS

躉售市價 (單位兩)—Wholesale Price (Shanghai Tls.)

| 名稱 Name | 單位 Unit | 年份 Year | 一月 Jan. | 二月 Feb. | 三月 March | 平均 Qrly. Average | 四月 April | 五月 May | 六月 June | 平均 Qrly. Average | 七月 July | 八月 Aug. | 九月 Sept. | 平均 Qrly. Average | 十月 Oct. | 十一月 Nov. | 十二月 Dec. | 平均 Qrly. Average | 總平均 Year's Average | |
|---|--------------------|------------|------------|------------|-------------|------------------------|-------------|-----------|------------|------------------------|------------|------------|-------------|------------------------|------------|-------------|-------------|------------------------|--------------------------|-------|
| 玻璃, 四號原片, 三七搭 (比) Glass, Window, Common (Belgium) | 百方呎 100 sq. ft. | 十二年1923 | | | | | 6.100 | 6.262 | 6.500 | 6.287 | 7.050 | 7.025 | 7.000 | 9.025 | 7.225 | 7.462 | 7.837 | 7.508 | | |
| | | 十三年1924 | 7.325 | 7.100 | 6.450 | 6.958 | 6.125 | 5.600 | 5.037 | 5.587 | 4.650 | 4.650 | 4.775 | 4.692 | 3.900 | 3.700 | 3.525 | 3.708 | 5.236 | |
| | | 十四年1925 | 4.800 | 5.250 | 5.125 | 5.058 | 4.900 | 4.800 | ... | 4.850 | 4.650 | 4.650 | 4.575 | 4.625 | 4.400 | 4.200 | 4.200 | 4.267 | 4.700 | |
| | | 十五年1926 | 4.150 | 4.175 | 4.250 | 4.192 | 4.250 | 4.450 | 4.350 | 4.350 | 4.150 | 4.100 | 4.000 | 4.083 | 4.250 | 4.500 | 4.500 | 4.417 | 4.261 | |
| | | 十六年1927 | 4.450 | 4.450 | 4.375 | 4.425 | 4.350 | 4.300 | 4.250 | 4.300 | 4.350 | 4.825 | 4.800 | 4.658 | 4.675 | 4.650 | 4.625 | 4.650 | 4.508 | |
| | | 十七年1928 | 4.600 | 4.650 | 4.650 | 4.633 | 4.650 | 4.650 | 4.700 | 4.667 | 4.800 | 4.800 | 4.800 | 4.800 | 4.850 | 5.000 | 5.150 | 5.000 | 4.775 | |
| | | 十八年1929 | 5.425 | 5.550 | 5.525 | 5.500 | 5.675 | 5.900 | 5.575 | 5.717 | 5.150 | 5.150 | 5.375 | 5.225 | 6.000 | 5.850 | 5.550 | 5.800 | 5.561 | |
| | | 十九年1930 | 5.600 | 6.250 | 6.375 | 6.075 | 6.500 | 6.400 | 7.000 | 6.633 | 7.000 | 7.200 | 7.200 | 7.133 | 7.200 | 7.200 | 7.475 | 7.292 | 8.039 | |
| | | 二十年1931 | 8.500 | 8.750 | 8.750 | 8.667 | 8.100 | 7.800 | 7.800 | 7.900 | 7.650 | 7.500 | 7.625 | 7.592 | 8.000 | 8.000 | 8.000 | 8.000 | 6.783 | |
| | | 廿一年1932 | 8.000 | ... | 8.400 | 8.200 | 8.400 | 8.400 | 8.250 | 8.350 | 8.250 | 8.250 | 8.250 | 8.250 | 8.250 | 8.250 | 7.500 | 7.500 | 7.750 | 8.137 |

比國四號原片玻璃在滬之躉售市價
PRICE OF BELGIAN WINDOW GLASS
民國十二年至廿一年
1923 - 1932

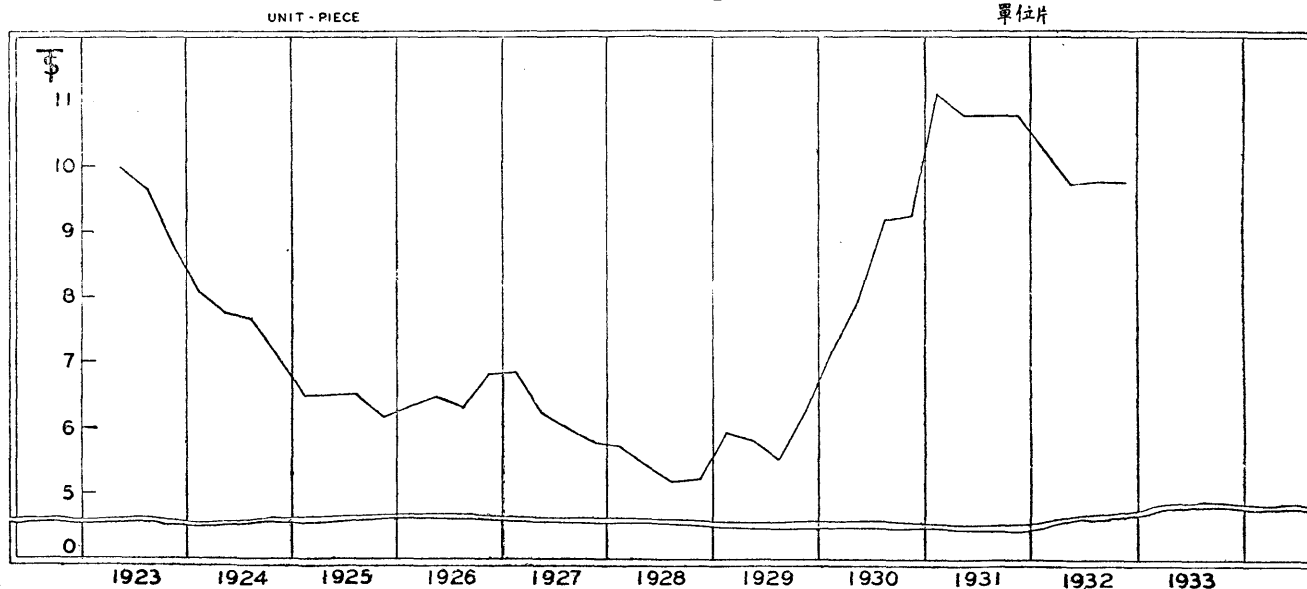


建築材料 BUILDING MATERIALS

躉售市價 (單位兩) — Wholesale Price (Shanghai Tls.)

| 名稱 Name | 單位 Unit | 年 均 Year | 一 月 Jan. | 二 月 Feb. | 三 月 March | 平 均 Qrly. Average | 四 月 April | 五 月 May | 六 月 June | 平 均 Qrly. Average | 七 月 July | 八 月 Aug. | 九 月 Sept. | 平 均 Qrly. Average | 十 月 Oct. | 十一 月 Nov. | 十二 月 Dec. | 平 均 Qrly. Average | 總平均 Year's Average | | |
|---|------------|-------------|-------------|-------------|--------------|-------------------------|--------------|------------|-------------|-------------------------|-------------|-------------|--------------|-------------------------|-------------|--------------|--------------|-------------------------|--------------------------|--------|--------|
| 玻璃, 方厚銀光片 磋邊, 長四十八吋 寬十八吋 (比) Glass, Plate, Silvered, Bevelled, 18"x48" (Belgium) | 片 Piece | 十二年1923 | | | | | 10.000 | 9.625 | 10.250 | 9.944 | 10.000 | 9.750 | 9.125 | 9.625 | 9.000 | 8.875 | 8.400 | 8.758 | | | |
| | | 十三年1924 | 8.100 | 8.250 | 7.775 | 8.042 | 7.700 | 7.700 | 7.700 | 7.700 | 7.700 | 7.700 | 7.620 | 7.500 | 7.607 | 7.500 | 6.900 | 6.650 | 7.017 | 7.592 | |
| | | 十四年1925 | 6.500 | 6.500 | 6.500 | 6.500 | 6.550 | 6.500 | ... | 6.525 | 6.600 | 6.600 | 6.400 | 6.533 | 6.200 | 6.200 | 6.200 | 6.200 | 6.200 | 6.783 | |
| | | 十五年1926 | 6.200 | 6.350 | 6.500 | 6.350 | 6.400 | 6.600 | 6.500 | 6.500 | 6.450 | 6.300 | 6.250 | 6.333 | 6.550 | 6.900 | 7.000 | 6.817 | 6.500 | | |
| | | 十六年1927 | 6.800 | 7.000 | 6.800 | 6.867 | 6.600 | 6.200 | 6.000 | 6.267 | 6.000 | 6.000 | 6.000 | 6.000 | 5.800 | 5.800 | 5.800 | 5.800 | 5.800 | 6.234 | |
| | | 十七年1928 | 5.800 | 5.800 | 5.650 | 5.750 | 5.500 | 5.500 | 5.400 | 5.467 | 5.300 | 5.150 | 5.150 | 5.200 | 5.150 | 5.150 | 5.400 | 5.233 | 5.413 | | |
| | | 十八年1929 | 5.800 | 5.975 | 6.050 | 5.942 | 5.900 | 5.850 | 5.755 | 5.835 | 5.595 | 5.530 | 5.595 | 5.573 | 6.250 | 6.300 | 6.300 | 6.283 | 5.908 | | |
| | | 十九年1930 | 6.550 | 7.500 | 7.500 | 7.181 | 7.500 | 7.300 | 9.100 | 7.967 | 9.200 | 9.200 | 9.200 | 9.200 | 9.200 | 9.200 | 9.200 | 9.475 | 9.292 | 3.410 | |
| | | 二十年1931 | 10.700 | 10.700 | 12.000 | 11.133 | 10.800 | 10.800 | 10.800 | 10.800 | 10.800 | 10.800 | 10.800 | 10.800 | 10.800 | 10.800 | 10.800 | 10.800 | 10.800 | 10.800 | 10.883 |
| | | 廿一年1932 | 10.800 | ... | 9.750 | 10.275 | 9.750 | 9.750 | 9.750 | 9.750 | 9.750 | 9.750 | 9.750 | 9.750 | 9.750 | 9.750 | 9.750 | 9.750 | 9.750 | 9.750 | 9.881 |

比國磋邊方厚銀光片玻璃在滬之躉售市價
 PRICE OF BELGIAN BEVELLED SILVERED PLATE GLASS
 民國十二年至廿一年
 1923 - 1932



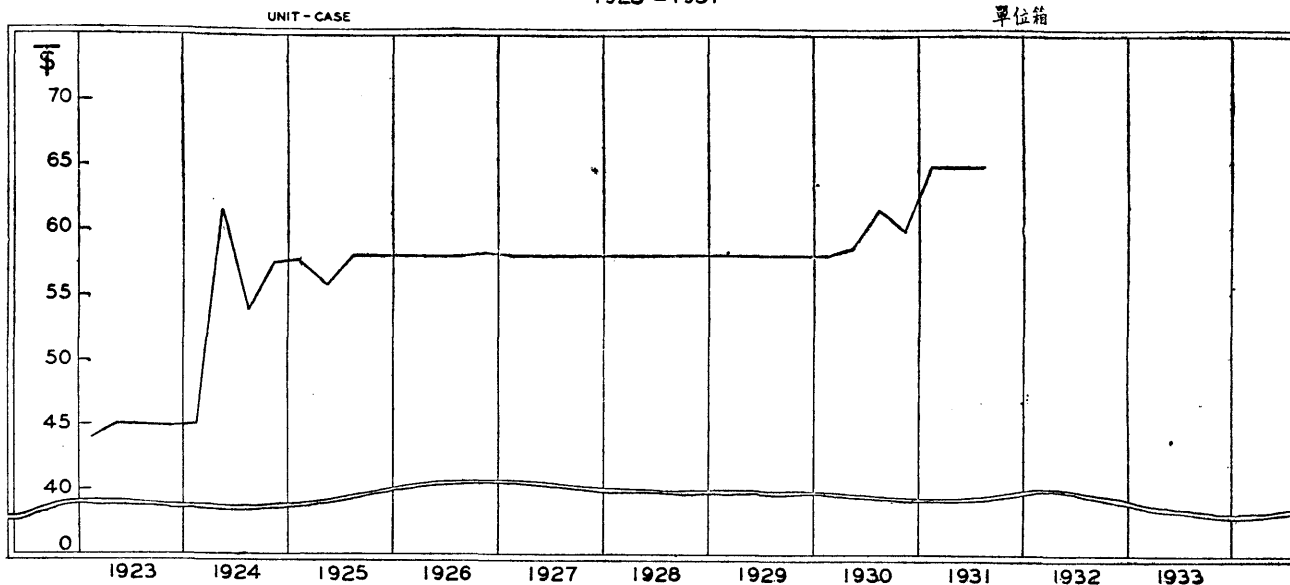
X 化學製品 CHEMICALS AND PREPARATIONS THEREOF

黃 磷 PHOSPHORUS

躉售市價 (單位兩) — Wholesale Price (Shanghai Tls.)

| 名稱 Name | 單位 Unit | 年份 Year | 一月 Jan. | 二月 Feb. | 三月 March | 平均 Qrly. Average | 四月 April | 五月 May | 六月 June | 平均 Qrly. Average | 七月 July | 八月 Aug. | 九月 Sept. | 平均 Qrly. Average | 十月 Oct. | 十一月 Nov. | 十二月 Dec. | 平均 Qrly. Average | 總平均 Year's Average | | | |
|----------------------------------|---------------------------------|------------|------------|------------|-------------|------------------------|-------------|-----------|------------|------------------------|------------|------------|-------------|------------------------|------------|-------------|-------------|------------------------|--------------------------|--------|--------|--------|
| 黃磷 (法) Phosphorus (France) | 箱 (百磅) Case (100 lbs.) | 十二年1923 | 44.000 | 44.000 | 44.000 | 44.000 | 45.500 | 45.500 | 44.333 | 45.111 | 45.000 | 45.000 | 45.000 | 45.000 | 45.000 | 45.000 | 45.000 | 45.000 | 45.000 | 44.778 | | |
| | | 十三年1924 | 45.000 | 45.000 | 45.000 | 45.000 | 62.000 | 62.000 | 62.000 | 62.000 | 62.000 | 52.000 | 55.000 | 55.000 | 54.000 | 55.000 | 56.500 | 62.000 | 57.833 | 54.708 | | |
| | | 十四年1925 | 60.000 | 58.000 | 55.000 | 57.667 | 55.000 | 56.500 | ... | 55.750 | 58.000 | 58.000 | 58.000 | 58.000 | 58.000 | 58.000 | 58.000 | 58.000 | 58.000 | 58.000 | 57.354 | |
| | | 十五年1926 | 58.000 | 58.000 | 58.000 | 58.000 | 58.000 | 58.000 | 58.000 | 58.000 | 58.000 | 58.000 | 58.000 | 58.000 | 58.000 | 58.500 | 58.000 | 58.000 | 58.000 | 58.167 | 58.042 | |
| | | 十六年1927 | 58.000 | 58.000 | 58.000 | 58.000 | 58.000 | 58.000 | 58.000 | 58.000 | 58.000 | 58.000 | 58.000 | 58.000 | 58.000 | 58.000 | 58.000 | 58.000 | 58.000 | 58.000 | 58.000 | |
| | | 十七年1928 | 58.000 | 58.000 | 58.000 | 58.000 | 58.000 | 58.000 | 58.000 | 58.000 | 58.000 | 58.000 | 58.000 | 58.000 | 58.000 | 58.000 | 58.000 | 58.000 | 58.000 | 58.000 | 58.000 | 58.000 |
| | | 十八年1929 | 58.000 | 58.000 | 58.000 | 58.000 | 58.000 | 58.000 | 58.000 | 58.000 | 58.000 | 58.000 | 58.000 | 58.000 | 58.000 | 58.000 | 58.000 | 58.000 | 58.000 | 58.000 | 58.000 | 58.000 |
| | | 十九年1930 | 58.000 | 58.000 | 58.000 | 58.000 | 58.000 | 58.000 | 58.000 | 60.000 | 58.667 | 60.000 | 65.000 | 60.000 | 61.667 | 60.000 | 60.000 | 60.000 | 60.000 | 60.000 | 60.000 | 59.584 |
| | | 二十年1931 | 65.000 | 65.000 | 65.000 | 65.000 | 65.000 | 65.000 | 65.000 | 65.000 | 65.000 | 65.000 | 65.000 | 65.000 | 65.000 | | | | | | | |
| | | 廿一年1932 | | | | | | | | | | | | | | | | | | | | |

法國黃磷在港之躉售市價
PRICE OF FRENCH PHOSPHORUS
民國十二年至二十年
1923 - 1931

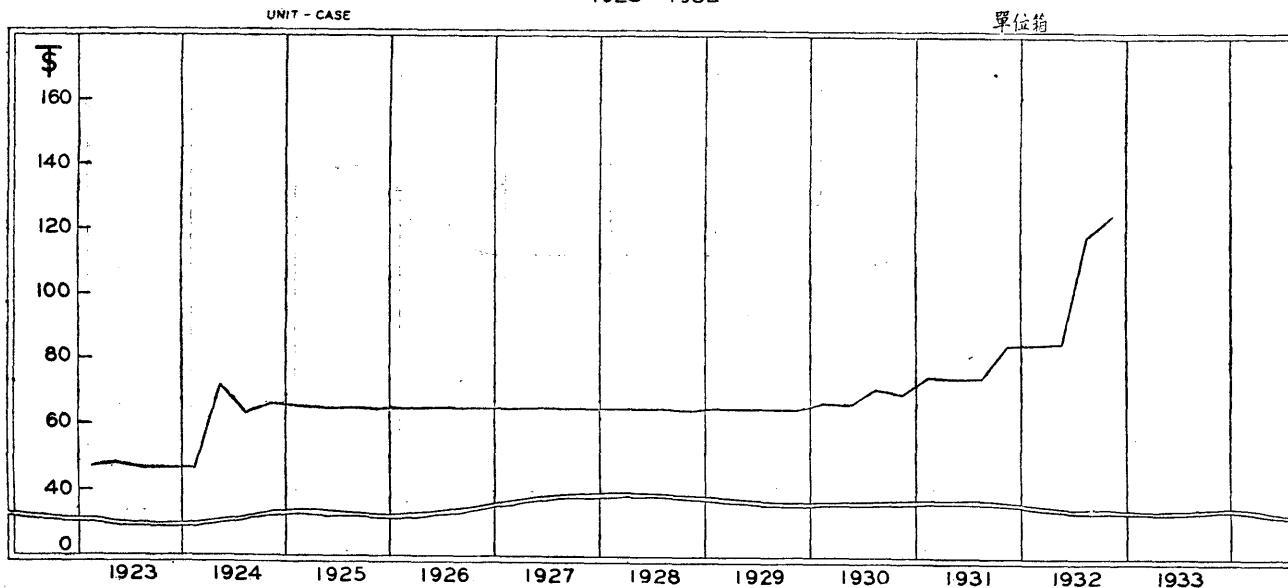


赤 磷 RED AMORPHOUS PHOSPHORUS

躉售市價 (單位兩)—Wholesale Price (Shanghai Tls.)

| 名稱 Name | 單位 Unit | 年份 Year | 一月 Jan. | 二月 Feb. | 三月 March | 平均 Qrly. Average | 四月 April | 五月 May | 六月 June | 平均 Qrly. Average | 七月 July | 八月 Aug. | 九月 Sept. | 平均 Qrly. Average | 十月 Oct. | 十一月 Nov. | 十二月 Dec. | 平均 Qrly. Average | 總平均 Year's Average | | |
|--|---------------------------------|------------|------------|------------|-------------|------------------------|-------------|-----------|------------|------------------------|------------|------------|-------------|------------------------|------------|-------------|-------------|------------------------|--------------------------|---------|--------|
| 赤磷(法) Phosphorus, Red, Amorphous (France) | 箱 (百磅) Case (100 lbs.) | 十二年1923 | 46.500 | 46.500 | 46.500 | 46.500 | 48.000 | 48.000 | 46.333 | 47.444 | 46.000 | 46.000 | 46.000 | 46.000 | 46.000 | 46.000 | 46.000 | 46.000 | 46.000 | 46.486 | |
| | | 十三年1924 | 46.000 | 46.000 | 46.000 | 46.000 | 72.000 | 72.000 | 72.000 | 72.000 | 60.000 | 65.000 | 65.000 | 63.333 | 65.000 | 65.000 | 68.000 | 66.000 | 61.833 | | |
| | | 十四年1925 | 67.000 | 66.000 | 65.000 | 66.000 | 65.000 | 65.500 | ... | 65.250 | 66.000 | 66.000 | 65.750 | 65.917 | 65.500 | 65.500 | 65.500 | 65.500 | 65.500 | 65.542 | |
| | | 十五年1926 | 65.500 | 65.500 | 65.500 | 65.500 | 65.500 | 65.500 | 65.500 | 65.500 | 65.500 | 65.500 | 65.500 | 65.500 | 65.500 | 65.500 | 65.500 | 65.500 | 65.500 | 65.500 | |
| | | 十六年1927 | 65.500 | 65.500 | 65.500 | 65.500 | 65.500 | 65.500 | 65.500 | 65.500 | 65.500 | 65.500 | 65.500 | 65.500 | 65.500 | 65.500 | 65.500 | 65.500 | 65.500 | 65.500 | |
| | | 十七年1928 | 65.500 | 65.500 | 65.500 | 65.500 | 65.500 | 65.500 | 65.500 | 65.500 | 65.500 | 65.500 | 65.500 | 65.500 | 65.500 | 65.500 | 65.500 | 65.500 | 65.500 | 65.333 | 64.458 |
| | | 十八年1929 | 65.500 | 65.500 | 65.500 | 65.500 | 65.500 | 65.500 | 65.500 | 65.000 | 65.333 | 65.000 | 65.500 | 65.500 | 65.333 | 65.500 | 65.500 | 65.500 | 65.500 | 65.500 | 65.417 |
| | | 十九年1930 | 65.500 | 65.500 | 65.500 | 65.500 | 65.500 | 65.500 | 65.500 | 70.000 | 67.000 | 70.000 | 75.000 | 70.000 | 71.667 | 70.000 | 70.000 | 70.000 | 70.000 | 70.000 | 68.542 |
| | | 二十年1931 | 75.000 | 75.000 | 75.000 | 75.000 | 75.000 | 75.000 | 75.000 | 75.000 | 75.000 | 75.000 | 75.000 | 75.000 | 75.000 | 85.000 | 85.000 | 85.000 | 85.000 | 85.000 | 77.500 |
| | | 廿一年1932 | 85.000 | ... | 85.000 | 85.000 | 85.000 | 85.000 | 85.000 | 88.000 | 86.000 | ... | 120.000 | 117.436 | 118.718 | ... | 125.000 | ... | 125.000 | 103.679 | |

法國赤磷在滬之躉售市價
PRICE OF FRENCH RED AMORPHOUS PHOSPHORUS
民國十二年至廿一年
1923 - 1932

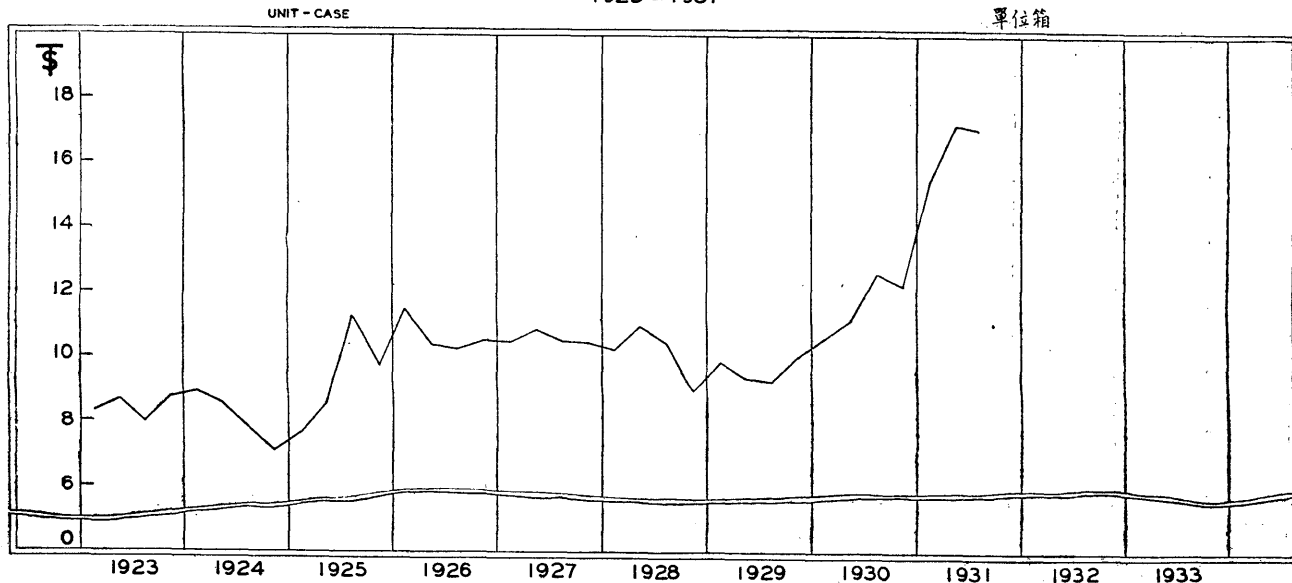


硫酸 SULPHURIC ACID

躉售市價 (單位兩) — Wholesale Price (Shanghai Tls.)

| 名稱 Name | 單位 Unit | 年份 Year | 一月 Jan. | 二月 Feb. | 三月 March | 平均 Qrly. Average | 四月 April | 五月 May | 六月 June | 平均 Qrly. Average | 七月 July | 八月 Aug. | 九月 Sept. | 平均 Qrly. Average | 十月 Oct. | 十一月 Nov. | 十二月 Dec. | 平均 Qrly. Average | 總平均 Year's Average | |
|---|---------------------------------|------------|------------|------------|-------------|------------------------|-------------|-----------|------------|------------------------|------------|------------|-------------|------------------------|------------|-------------|-------------|------------------------|--------------------------|--------|
| 硫酸,六十六度 (日) Sulphuric Acid, 66° (Japan) | 箱 (二百磅) Case (200 lbs) | 十二年1923 | 8.313 | 8.290 | 8.276 | 8.293 | 8.664 | 8.699 | 8.284 | 8.549 | 7.800 | 7.800 | 8.375 | 7.992 | 8.700 | 8.925 | 8.500 | 8.708 | 8.385 | |
| | | 十三年1924 | 10.062 | 9.477 | 9.458 | 9.666 | 8.621 | 8.629 | 8.537 | 8.596 | 7.800 | 7.800 | 7.700 | 7.767 | 7.550 | 7.500 | 7.500 | 7.517 | 8.386 | |
| | | 十四年1925 | 7.500 | 7.600 | 7.800 | 7.633 | 8.500 | 8.650 | ... | 8.575 | 10.250 | 11.963 | 11.773 | 11.329 | 10.523 | 9.356 | 9.441 | 9.773 | 9.328 | |
| | | 十五年1926 | 11.493 | 11.816 | 11.269 | 11.526 | 10.576 | 10.289 | 10.346 | 10.404 | 10.189 | 10.411 | 10.260 | 10.287 | 10.454 | 10.556 | 10.788 | 10.599 | 10.704 | |
| | | 十六年1927 | 10.614 | 10.454 | 10.512 | 10.527 | 10.767 | 10.930 | 10.920 | 10.889 | ... | 10.860 | 10.317 | 10.588 | 10.206 | 10.621 | 10.753 | 10.527 | 10.633 | |
| | | 十七年1928 | 10.492 | 10.085 | 10.285 | 10.287 | 10.550 | 11.250 | 11.250 | 11.017 | 11.250 | 11.250 | 9.000 | 10.500 | 9.000 | 9.000 | 9.000 | 9.000 | 9.000 | 10.201 |
| | | 十八年1929 | 10.048 | 9.874 | 9.700 | 9.874 | 9.333 | 9.705 | 9.309 | 9.449 | 9.328 | 9.334 | 9.355 | 9.339 | 9.727 | 10.114 | 10.489 | 10.110 | 9.693 | |
| | | 十九年1930 | 10.444 | 10.772 | 10.802 | 10.673 | 10.804 | 11.898 | 10.940 | 11.214 | 12.536 | 13.124 | 12.405 | 12.638 | 12.379 | 12.346 | 12.317 | 12.347 | 11.731 | |
| | | 二十年1931 | 13.732 | 15.902 | 16.630 | 15.421 | 17.452 | 17.521 | 16.735 | 17.236 | 16.684 | 17.394 | 17.395 | 17.158 | | | | | | |
| | | 廿一年1932 | | | | | | | | | | | | | | | | | | |

日本六十六度硫酸在滬之躉售市價
PRICE OF JAPANESE SULPHURIC ACID,
民國十二年至二十年
1923 - 1931

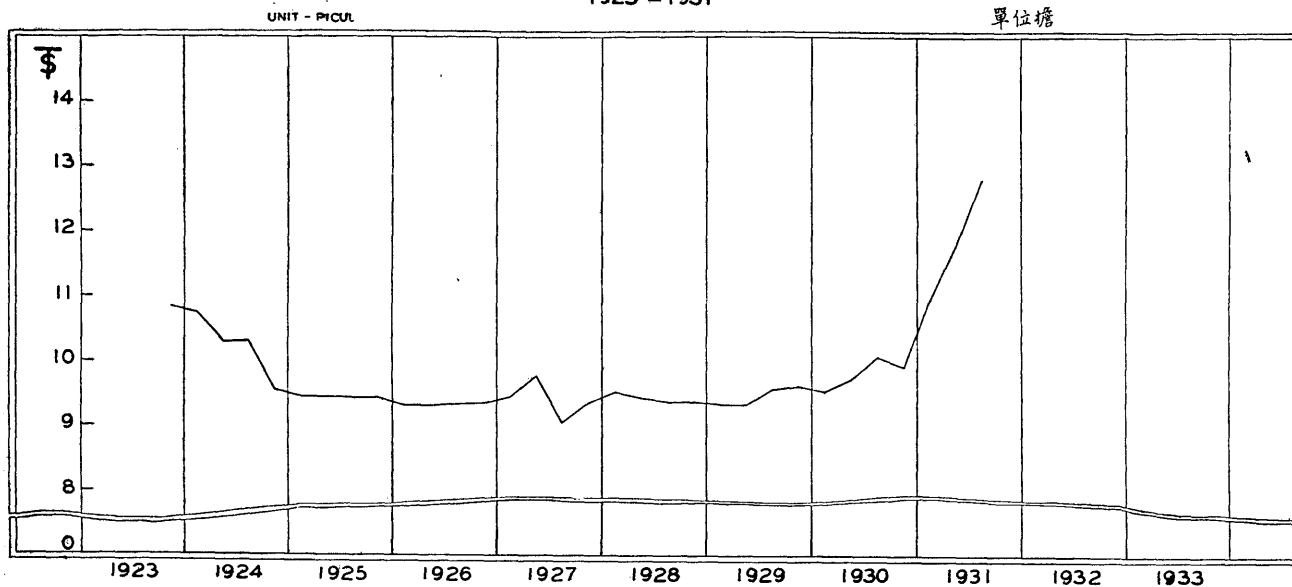


硫 磺 SULPHURIC POWDER

躉售市價 (單位兩) — Wholesale Price (Shanghai Tls.)

| 名稱 Name | 單位 Unit | 年份 Year | 一月 Jan. | 二月 Feb. | 三月 March | 平均 Qrly. Average | 四月 April | 五月 May | 六月 June | 平均 Qrly. Average | 七月 July | 八月 Aug. | 九月 Sept. | 平均 Qrly. Average | 十月 Oct. | 十一月 Nov. | 十二月 Dec. | 平均 Qrly. Average | 總平均 Year's Average | |
|--|------------|------------|------------|------------|-------------|------------------------|-------------|-----------|------------|------------------------|------------|------------|-------------|------------------------|------------|-------------|-------------|------------------------|--------------------------|--|
| 硫磺, 粉狀 (日) Sulphur, Powder (Japan) | 担 Picul | 十二年1923 | 7.229 | 7.209 | 7.202 | 7.213 | | | | | | | | | 10.821 | 10.885 | 10.820 | 10.842 | | |
| | | 十三年1924 | 10.780 | 10.759 | 10.747 | 10.762 | 10.776 | 10.067 | 9.960 | 10.268 | 9.221 | 10.728 | 10.902 | 10.284 | 9.513 | 9.533 | 9.607 | 9.551 | 10.216 | |
| | | 十四年1925 | 9.562 | 9.417 | 9.413 | 9.464 | 9.425 | 9.497 | ... | 9.461 | 9.451 | 9.425 | 9.419 | 9.432 | 9.434 | 9.429 | 9.441 | 9.435 | 9.448 | |
| | | 十五年1926 | 9.338 | 9.309 | 9.300 | 9.316 | 9.321 | 9.321 | 9.276 | 9.306 | 9.328 | 9.334 | 9.360 | 9.341 | 9.373 | 9.464 | 9.672 | 9.503 | 9.367 | |
| | | 十六年1927 | 9.516 | 9.373 | 9.425 | 9.438 | 9.672 | 9.882 | 9.828 | 9.794 | ... | 9.050 | 9.050 | 9.050 | 9.841 | 9.889 | 8.383 | 9.371 | 9.413 | |
| | | 十七年1928 | 9.405 | 9.727 | 9.386 | 9.506 | 9.457 | 9.437 | 9.379 | 9.424 | 9.379 | 9.361 | 9.360 | 9.367 | 9.390 | 9.409 | 9.389 | 9.396 | 9.448 | |
| | | 十八年1929 | 9.330 | 9.335 | 9.340 | 9.335 | 9.333 | 9.346 | 9.309 | 9.329 | 9.328 | 9.693 | 9.715 | 9.579 | 9.367 | 9.752 | 9.766 | 9.628 | 9.468 | |
| | | 十九年1930 | 9.724 | 9.335 | 9.721 | 9.503 | 9.720 | 9.735 | 9.671 | 9.709 | 10.530 | 9.844 | 9.851 | 10.075 | 9.831 | 9.804 | 10.144 | 9.926 | 9.803 | |
| | | 二十年1931 | 10.841 | 10.842 | 11.283 | 10.975 | 11.999 | 12.074 | 11.278 | 11.775 | 11.608 | 13.407 | 13.409 | 12.808 | | | | | | |
| | | 廿一年1932 | | | | | | | | | | | | | | | | | | |

日本粉狀硫磺在港之躉售市價
PRICE OF JAPANESE SULPHURIC POWDER
民國十二年至二十年
1923 - 1931

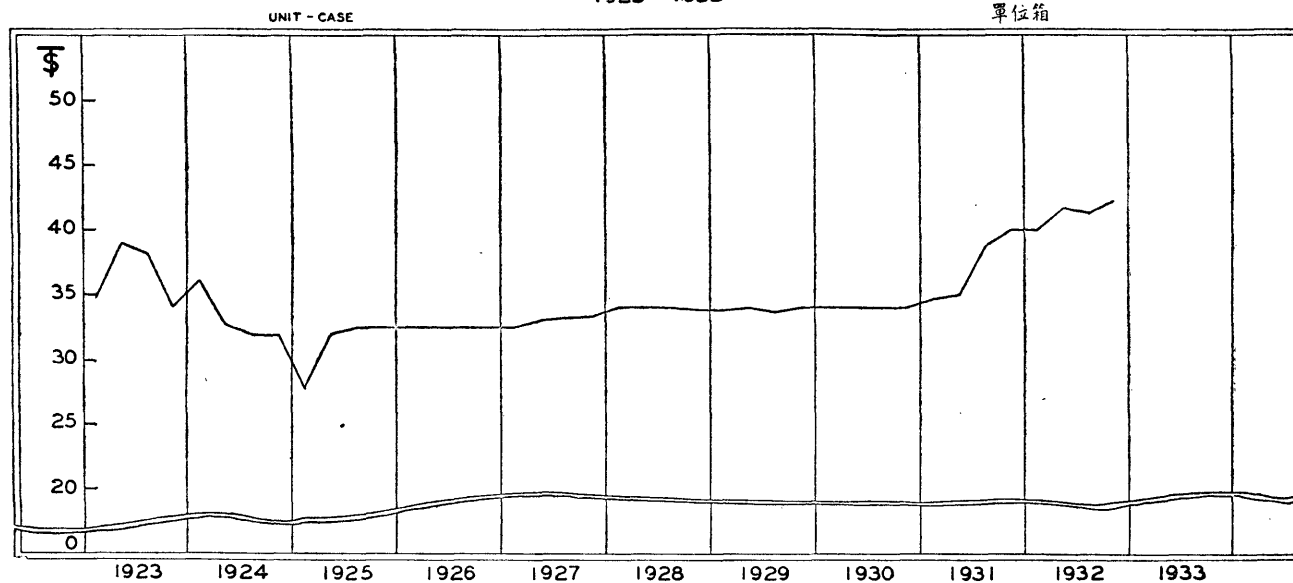


硼酸粉 BORACIC ACID

躉售市價 (單位兩)—Wholesale Price (Shanghai Tls.)

| 名稱 Name | 單位 Unit | 年份 Year | 一月 | 二月 | 三月 | 平均 | 四月 | 五月 | 六月 | 平均 | 七月 | 八月 | 九月 | 平均 | 十月 | 十一月 | 十二月 | 平均 | 總平均 | | |
|---|--------------------------------|------------|--------|--------|--------|------------------|--------|--------|--------|------------------|--------|--------|--------|------------------|--------|--------|--------|------------------|-------------------|--------|--------|
| | | | Jan. | Feb. | March | Qrly. Average | April | May | June | Qrly. Average | July | Aug. | Sept. | Qrly. Average | Oct. | Nov. | Dec. | Qrly. Average | Year's Average | | |
| 硼酸粉 (美) Boracic Acid Powder, (U. S. A.) | 箱 (二會) Case (2 cwts.) | 十二年1923 | 36.144 | 36.041 | 32.402 | 34.863 | 40.000 | 38.500 | 38.100 | 38.867 | 38.000 | 38.000 | 38.000 | 38.000 | 34.000 | 34.000 | 34.000 | 34.000 | 34.000 | 36.432 | |
| | | 十三年1924 | 36.000 | 36.000 | 36.000 | 36.000 | 34.000 | 32.000 | 32.000 | 32.000 | 32.667 | 32.000 | 32.000 | 32.000 | 32.000 | 32.000 | 32.000 | 32.000 | 32.000 | 32.000 | 33.222 |
| | | 十四年1925 | 29.420 | 28.433 | 27.878 | 28.577 | 32.000 | 32.000 | ... | 32.000 | 32.000 | 32.500 | 32.500 | 32.500 | 32.500 | 32.500 | 32.500 | 32.500 | 32.500 | 32.500 | 31.394 |
| | | 十五年1926 | 32.500 | 32.500 | 32.500 | 32.500 | 32.500 | 32.500 | 32.500 | 32.500 | 32.500 | 32.500 | 32.500 | 32.500 | 32.500 | 32.500 | 32.500 | 32.500 | 32.500 | 32.500 | 32.500 |
| | | 十六年1927 | 32.500 | 32.500 | 32.500 | 32.500 | 33.000 | 33.000 | 33.000 | 33.000 | 33.000 | 33.500 | 33.000 | 33.000 | 33.000 | 33.167 | 34.000 | 33.000 | 33.000 | 33.333 | 33.000 |
| | | 十七年1928 | 34.000 | 34.000 | 34.000 | 34.000 | 34.000 | 34.000 | 34.000 | 34.000 | 34.000 | 34.000 | 34.000 | 34.000 | 34.000 | 34.000 | 34.000 | 34.000 | 33.750 | 33.917 | 33.979 |
| | | 十八年1929 | 34.000 | 33.500 | 34.000 | 33.833 | 34.000 | 34.000 | 34.000 | 34.000 | 34.000 | 34.000 | 34.000 | 34.000 | 34.000 | 34.000 | 34.000 | 34.000 | 34.000 | 34.000 | 33.875 |
| | | 十九年1930 | 34.000 | 34.000 | 34.000 | 34.000 | 34.000 | 34.000 | 34.000 | 34.000 | 34.000 | 34.000 | 34.000 | 34.000 | 34.000 | 34.000 | 34.000 | 34.000 | 34.000 | 34.000 | 34.000 |
| | | 二十年1931 | 34.000 | 35.000 | 35.000 | 34.667 | 35.000 | 35.000 | 35.000 | 35.000 | 35.000 | 36.000 | 40.000 | 40.000 | 40.000 | 38.667 | 40.000 | 40.000 | 40.000 | 40.000 | 37.084 |
| | | 廿一年1932 | 40.000 | ... | 40.000 | 40.000 | 40.000 | 40.000 | 42.000 | 42.000 | 41.667 | 40.500 | 42.000 | 41.448 | 41.316 | ... | 42.000 | 42.750 | 42.375 | 41.339 | |

美國硼酸粉在滬之躉售市價
PRICE OF AMERICAN BORACIC ACID POWDER
民國十二年至廿一年
1923 - 1932

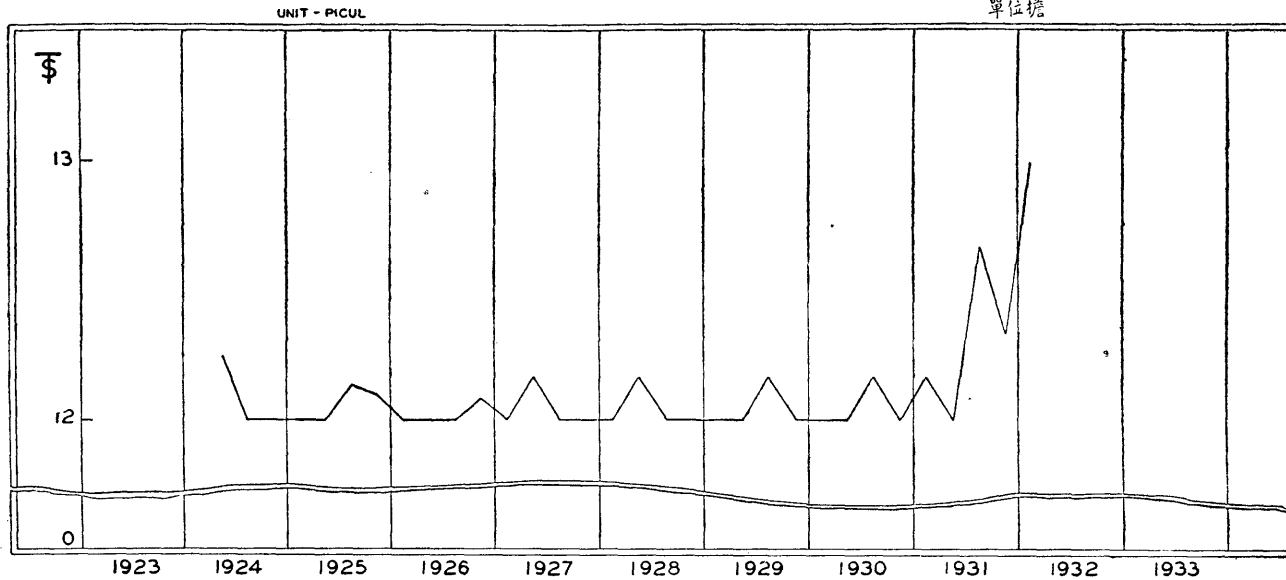


硼砂塊 SODIUM BORATE

躉售市價 (單位兩) — Wholesale Price (Shanghai Tls.)

| 名稱 Name | 單位 Unit | 年份 Year | 一月 Jan. | 二月 Feb. | 三月 March | 平均 Qrly. Average | 四月 April | 五月 May | 六月 June | 平均 Qrly. Average | 七月 July | 八月 Aug. | 九月 Sept. | 平均 Qrly. Average | 十月 Oct. | 十一月 Nov. | 十二月 Dec. | 平均 Qrly. Average | 總平均 Year's Average | |
|---|------------|------------|------------|------------|-------------|------------------------|-------------|-----------|------------|------------------------|------------|------------|-------------|------------------------|------------|-------------|-------------|------------------------|--------------------------|--------|
| 硼砂塊, 白 (日) Sodium Borate, Lump, White (Japan) | 担 Picul | 十二年1923 | | | | | | | | | | | | | | | | | | |
| | | 十三年1924 | 13.500 | 13.500 | 12.000 | 13.000 | 13.000 | 12.000 | 12.000 | 12.333 | 12.000 | 12.000 | 12.000 | 12.000 | 12.000 | 12.000 | 12.000 | 12.000 | 12.000 | 12.333 |
| | | 十四年1925 | 12.000 | 12.000 | 12.000 | 12.000 | 12.000 | 12.000 | 12.000 | ... | 12.000 | 12.250 | 12.000 | 12.150 | 12.133 | 12.300 | 12.000 | 12.000 | 12.100 | 12.058 |
| | | 十五年1926 | 12.000 | 12.000 | 12.000 | 12.000 | 12.000 | 12.000 | 12.000 | 12.000 | 12.000 | 12.000 | 12.000 | 12.000 | 12.000 | 12.250 | 12.000 | 12.000 | 12.083 | 12.021 |
| | | 十六年1927 | 12.000 | 12.000 | 12.000 | 12.000 | 12.500 | 12.000 | 12.000 | 12.167 | ... | 12.000 | 12.000 | 12.000 | 12.000 | 12.000 | 12.000 | 12.000 | 12.000 | 12.042 |
| | | 十七年1928 | 12.000 | 12.000 | 12.000 | 12.000 | 12.000 | 12.000 | 12.500 | 12.000 | 12.167 | 12.000 | 12.000 | 12.000 | 12.000 | 12.000 | 12.000 | 12.000 | 12.000 | 12.042 |
| | | 十八年1929 | 12.000 | 12.000 | 12.000 | 12.000 | 12.000 | 12.000 | 12.000 | 12.000 | 12.000 | 12.000 | 12.000 | 12.500 | 12.167 | 12.000 | 12.000 | 12.000 | 12.000 | 12.042 |
| | | 十九年1930 | 12.000 | 12.000 | 12.000 | 12.000 | 12.000 | 12.000 | 12.000 | 12.000 | 12.000 | 12.500 | 12.000 | 12.000 | 12.167 | 12.000 | 12.000 | 12.000 | 12.000 | 12.042 |
| | | 二十年1931 | 12.000 | 12.000 | 12.500 | 12.167 | 12.000 | 12.000 | 12.000 | 12.000 | 12.000 | 12.500 | 13.000 | 12.500 | 12.667 | 12.500 | 12.000 | 12.500 | 12.333 | 12.292 |
| | | 廿一年1932 | 13.000 | ... | 13.000 | 13.000 | | | | | | | | | | | | | | |

日本白硼砂塊在港之躉售市價
PRICE OF JAPANESE WHITE SODIUM BORATE
民國十三年至廿一年
1924 - 1932

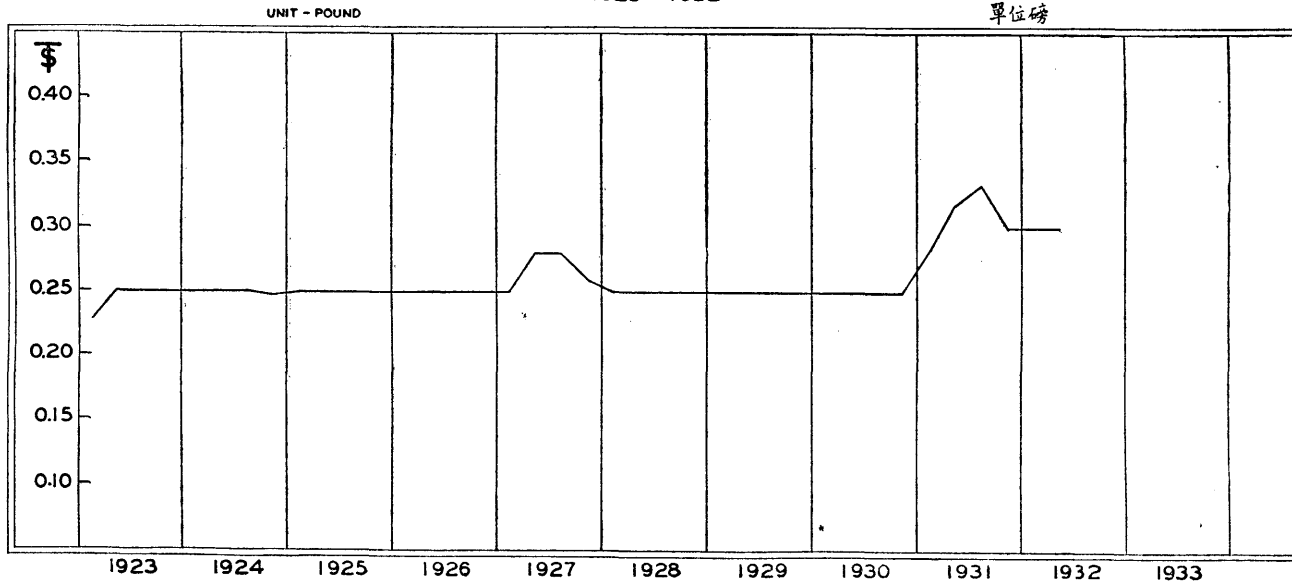


阿摩尼亞 AMMONIA WATER

躉售市價 (單位兩) — Wholesale Price (Shanghai Tls.)

| 名稱 Name | 單位 Unit | 年份 Year | 一月 Jan. | 二月 Feb. | 三月 March | 平均 Qrly. Average | 四月 April | 五月 May | 六月 June | 平均 Qrly. Average | 七月 July | 八月 Aug. | 九月 Sept. | 平均 Qrly. Average | 十月 Oct. | 十一月 Nov. | 十二月 Dec. | 平均 Qrly. Average | 總平均 Year's Average | | | |
|--|------------|------------|------------|------------|-------------|------------------------|-------------|-----------|------------|------------------------|------------|------------|-------------|------------------------|------------|-------------|-------------|------------------------|--------------------------|-------|-------|-------|
| 阿摩尼亞, 八十八度 (美) Ammonia Water, 88° (U. S. A.) | 磅 Pound | 十二年1923 | 0.250 | 0.250 | 0.180 | 0.227 | 0.250 | 0.250 | 0.250 | 0.250 | 0.250 | 0.250 | 0.250 | 0.250 | 0.250 | 0.250 | 0.250 | 0.250 | 0.250 | 0.244 | | |
| | | 十三年1924 | 0.250 | 0.250 | 0.250 | 0.250 | 0.250 | 0.250 | 0.250 | 0.250 | 0.250 | 0.250 | 0.250 | 0.250 | 0.250 | 0.250 | 0.245 | 0.250 | 0.250 | 0.248 | 0.249 | |
| | | 十四年1925 | 0.250 | 0.250 | 0.250 | 0.250 | 0.250 | 0.250 | 0.250 | ... | 0.250 | 0.250 | 0.250 | 0.250 | 0.250 | 0.250 | 0.250 | 0.250 | 0.250 | 0.250 | 0.250 | |
| | | 十五年1926 | 0.250 | 0.250 | 0.250 | 0.250 | 0.250 | 0.250 | 0.250 | 0.250 | 0.250 | 0.250 | 0.250 | 0.250 | 0.250 | 0.250 | 0.250 | 0.250 | 0.250 | 0.250 | 0.250 | |
| | | 十六年1927 | 0.250 | 0.250 | 0.250 | 0.250 | 0.280 | 0.280 | 0.280 | 0.280 | 0.280 | 0.280 | 0.280 | 0.280 | 0.280 | 0.280 | 0.280 | 0.250 | 0.250 | 0.250 | 0.260 | 0.268 |
| | | 十七年1928 | 0.250 | 0.250 | 0.250 | 0.250 | 0.250 | 0.250 | 0.250 | 0.250 | 0.250 | 0.250 | 0.250 | 0.250 | 0.250 | 0.250 | 0.250 | 0.250 | 0.250 | 0.250 | 0.250 | 0.250 |
| | | 十八年1929 | 0.250 | 0.250 | 0.250 | 0.250 | 0.250 | 0.250 | 0.250 | 0.250 | 0.250 | 0.250 | 0.250 | 0.250 | 0.250 | 0.250 | 0.250 | 0.250 | 0.250 | 0.250 | 0.250 | 0.250 |
| | | 十九年1930 | 0.250 | 0.250 | 0.250 | 0.250 | 0.250 | 0.250 | 0.250 | 0.250 | 0.250 | 0.250 | 0.250 | 0.250 | 0.250 | 0.250 | 0.250 | 0.250 | 0.250 | 0.250 | 0.250 | 0.250 |
| | | 二十年1931 | 0.300 | 0.300 | 0.250 | 0.283 | 0.350 | 0.300 | 0.300 | 0.300 | 0.317 | 0.350 | 0.350 | 0.300 | 0.333 | 0.300 | 0.300 | 0.300 | 0.300 | 0.300 | 0.300 | 0.308 |
| | | 廿一年1932 | 0.300 | ... | 0.300 | 0.300 | 0.300 | 0.300 | 0.300 | 0.300 | 0.300 | | | | | | | | | | | |

美國八十八度阿摩尼亞在港之躉售市價
PRICE OF AMERICAN AMMONIA WATER
民國十二年至廿一年
1923 - 1932

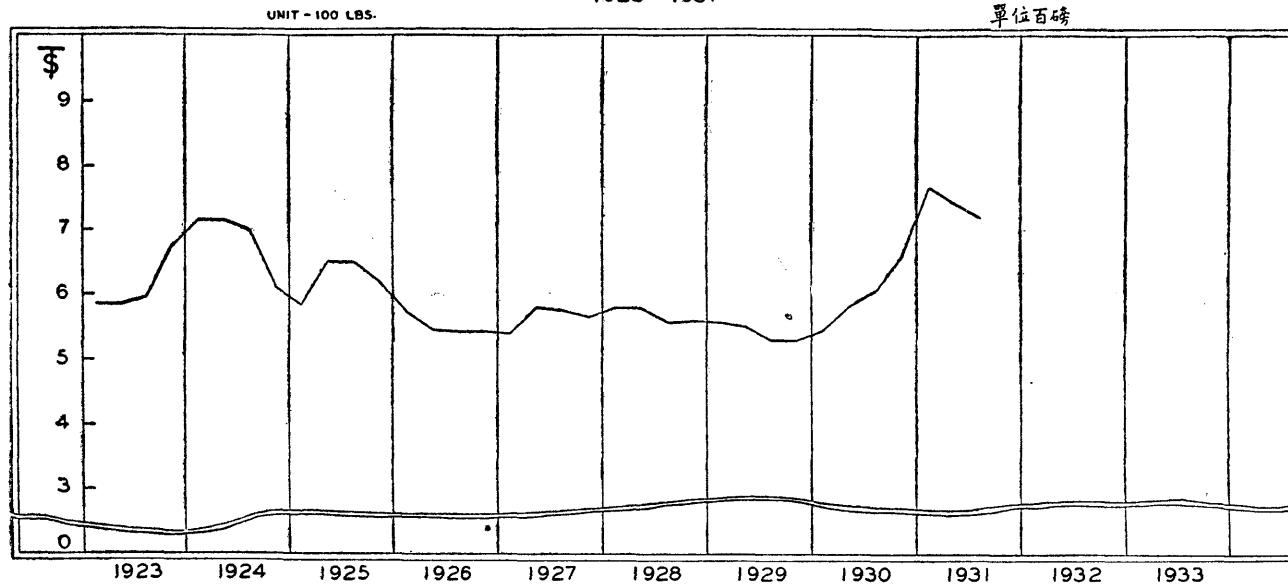


漂白粉 BLEACHING POWDER

躉售市價(單兩位)—Wholesale Price (Shanghai Ts.)

| 名稱 Name | 單位 Unit | 年份 Year | 一月 Jan. | 二月 Feb. | 三月 March | 平均 Qrly. Average | 四月 April | 五月 May | 六月 June | 平均 Qrly. Average | 七月 July | 八月 Aug. | 九月 Sept. | 平均 Qrly. Average | 十月 Oct. | 十一月 Nov. | 十二月 Dec. | 平均 Qrly. Average | 總平均 Year's Average | | |
|---|---------------------|------------|------------|------------|-------------|------------------------|-------------|-----------|------------|------------------------|------------|------------|-------------|------------------------|------------|-------------|-------------|------------------------|--------------------------|-------|-------|
| 漂白粉, 太陽牌 (日) Bleaching Powder (Japan) | 百磅 100 Pounds | 十二年1923 | 6.000 | 6.000 | 5.500 | 5.833 | 5.900 | 5.800 | 5.800 | 5.833 | 5.800 | 5.920 | 6.100 | 5.940 | 6.200 | 7.000 | 7.000 | 7.000 | 6.733 | 6.085 | |
| | | 十三年1924 | 7.000 | 7.000 | 7.500 | 7.167 | 7.500 | 7.000 | 7.000 | 7.167 | 7.000 | 7.000 | 7.000 | 7.000 | 7.000 | 6.500 | 6.000 | 5.800 | 6.100 | 6.858 | |
| | | 十四年1925 | 5.800 | 5.800 | 5.900 | 5.833 | 6.500 | 6.500 | ... | 6.500 | 6.500 | 6.500 | 6.500 | 6.500 | 6.500 | 6.500 | 6.200 | 5.900 | 6.200 | 6.258 | |
| | | 十五年1926 | 5.800 | 5.800 | 5.650 | 5.750 | 5.450 | 5.450 | 5.500 | 5.467 | 5.400 | 5.400 | 5.475 | 5.425 | 5.425 | 5.500 | 5.400 | 5.400 | 5.433 | 5.519 | |
| | | 十六年1927 | 5.400 | 5.400 | 5.400 | 5.400 | 5.800 | 5.800 | 5.800 | 5.800 | 5.800 | 5.800 | 5.700 | 5.800 | 5.767 | 5.800 | 5.600 | 5.600 | 5.600 | 5.667 | 5.659 |
| | | 十七年1928 | 5.800 | 5.800 | 5.800 | 5.800 | 5.800 | 5.800 | 5.800 | 5.800 | 5.800 | 5.550 | 5.600 | 5.600 | 5.583 | 5.600 | 5.600 | 5.600 | 5.600 | 5.600 | 5.696 |
| | | 十八年1929 | 5.600 | 5.550 | 5.600 | 5.583 | 5.600 | 5.400 | 5.500 | 5.500 | 5.300 | 5.300 | 5.300 | 5.300 | 5.300 | 5.300 | 5.300 | 5.300 | 5.300 | 5.300 | 5.421 |
| | | 十九年1930 | 5.300 | 5.300 | 5.800 | 5.467 | 5.800 | 5.750 | 5.900 | 5.817 | 6.250 | 6.000 | 6.000 | 6.000 | 6.083 | 6.300 | 7.000 | 6.500 | 6.600 | 6.600 | 5.992 |
| | | 二十年1931 | 7.500 | 7.500 | 8.000 | 7.667 | 7.500 | 7.300 | 7.500 | 7.433 | 7.300 | 7.300 | 7.000 | 7.200 | | | | | | | |
| | | 廿一年1932 | | | | | | | | | | | | | | | | | | | |

日本太陽牌漂白粉在滬之躉售市價
PRICE OF JAPANESE BLEACHING POWDER
民國十二年至二十年
1923 - 1931

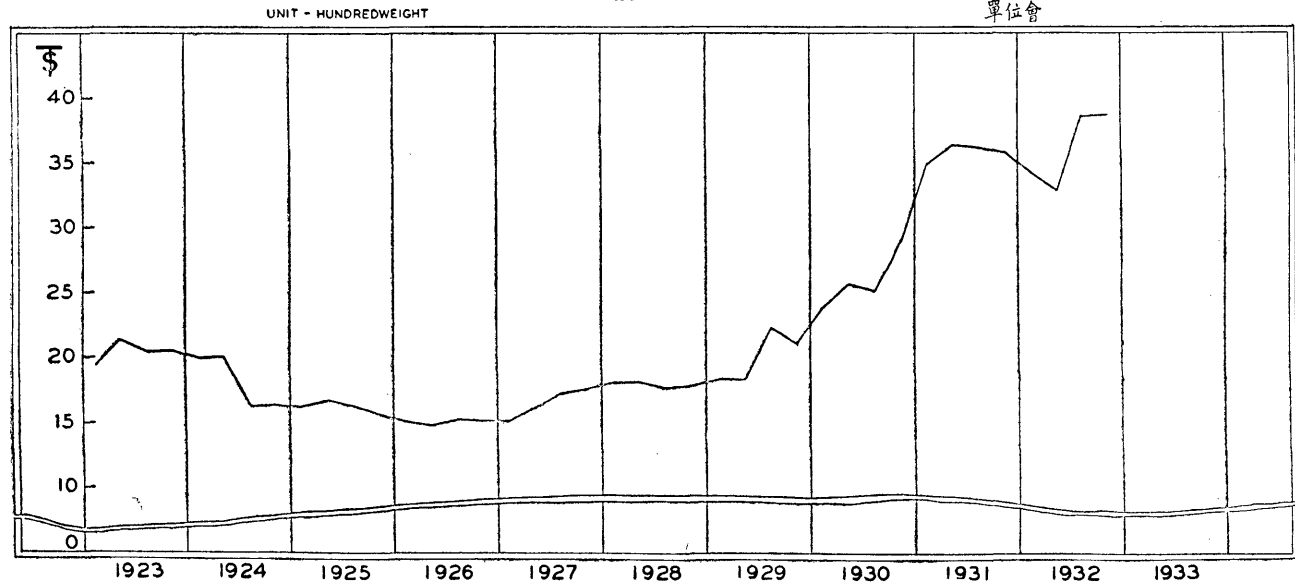


重鉻酸鉀 POTASSIUM BICHROMATE

躉售市價(單位兩)—Wholesale Price (Shanghai Tls.)

| 名稱 Name | 單位 Unit | 年份 Year | 一月 Jan. | 二月 Feb. | 三月 March | 平均 Qrly. Average | 四月 April | 五月 May | 六月 June | 平均 Qrly. Average | 七月 July | 八月 Aug. | 九月 Sept. | 平均 Qrly. Average | 十月 Oct. | 十一月 Nov. | 十二月 Dec. | 平均 Qrly. Average | 總平均 Year's Average |
|---|------------|------------|------------|------------|-------------|------------------------|-------------|-----------|------------|------------------------|------------|------------|-------------|------------------------|------------|-------------|-------------|------------------------|--------------------------|
| 重鉻酸鉀(紅礬) (德) Potassium Bichromate (Germany) | 會 cwt. | 十二年1923 | 19.518 | 19.464 | 19.442 | 19.475 | 21.663 | 21.747 | 21.115 | 21.508 | 20.154 | 20.198 | 21.693 | 20.682 | 20.929 | 21.060 | 20.172 | 20.720 | 20.593 |
| | | 十三年1924 | 20.124 | 20.103 | 20.062 | 20.096 | 20.115 | 20.135 | 19.919 | 20.056 | 16.314 | 16.450 | 16.716 | 16.493 | 16.831 | 16.133 | 16.258 | 16.407 | 18.263 |
| | | 十四年1925 | 16.181 | 15.937 | 16.654 | 16.257 | 16.675 | 16.812 | ... | 16.738 | 16.539 | 16.313 | 15.939 | 16.264 | 15.965 | 15.331 | 15.250 | 15.515 | 16.194 |
| | | 十五年1926 | 15.084 | 15.038 | 15.023 | 15.048 | 15.057 | 14.878 | 14.627 | 14.854 | 15.068 | 15.078 | 15.480 | 15.209 | 15.141 | 14.924 | 15.252 | 15.106 | 15.053 |
| | | 十六年1927 | 15.372 | 15.141 | 15.225 | 15.246 | 15.877 | 16.470 | 16.380 | 16.242 | 16.698 | 17.376 | 18.100 | 17.391 | 16.767 | 18.132 | 18.225 | 17.708 | 16.647 |
| | | 十七年1928 | 18.087 | 18.012 | 18.050 | 18.050 | 18.187 | 18.147 | 18.398 | 18.244 | 18.037 | 17.282 | 17.640 | 17.653 | 18.057 | 17.733 | 18.055 | 17.948 | 17.974 |
| | | 十八年1929 | 17.942 | 17.234 | 20.118 | 18.431 | 17.948 | 17.973 | 19.181 | 18.367 | 21.525 | 22.258 | 23.027 | 22.270 | 20.174 | 21.672 | 21.702 | 21.183 | 20.063 |
| | | 十九年1930 | 21.609 | 25.134 | 25.204 | 23.982 | 25.200 | 25.239 | 27.223 | 25.887 | 32.679 | 36.460 | 36.485 | 35.208 | 25.487 | 29.048 | 32.607 | 29.047 | 28.531 |
| | | 二十年1931 | 32.522 | 36.140 | 36.150 | 34.937 | 36.360 | 36.505 | 36.380 | 36.415 | 36.275 | 36.235 | 36.240 | 36.250 | 36.345 | 36.285 | 34.742 | 35.791 | 35.848 |
| | | 廿一年1932 | 34.488 | ... | 34.113 | 34.301 | 33.234 | 33.027 | 32.736 | 32.999 | 38.000 | 39.000 | 39.000 | 38.667 | 39.343 | 38.000 | 39.000 | 38.781 | 36.187 |

德國重鉻酸鉀在滬之躉售市價
PRICE OF GERMAN POTASSIUM BICHROMATE
民國十二年至廿一年
1923 - 1932

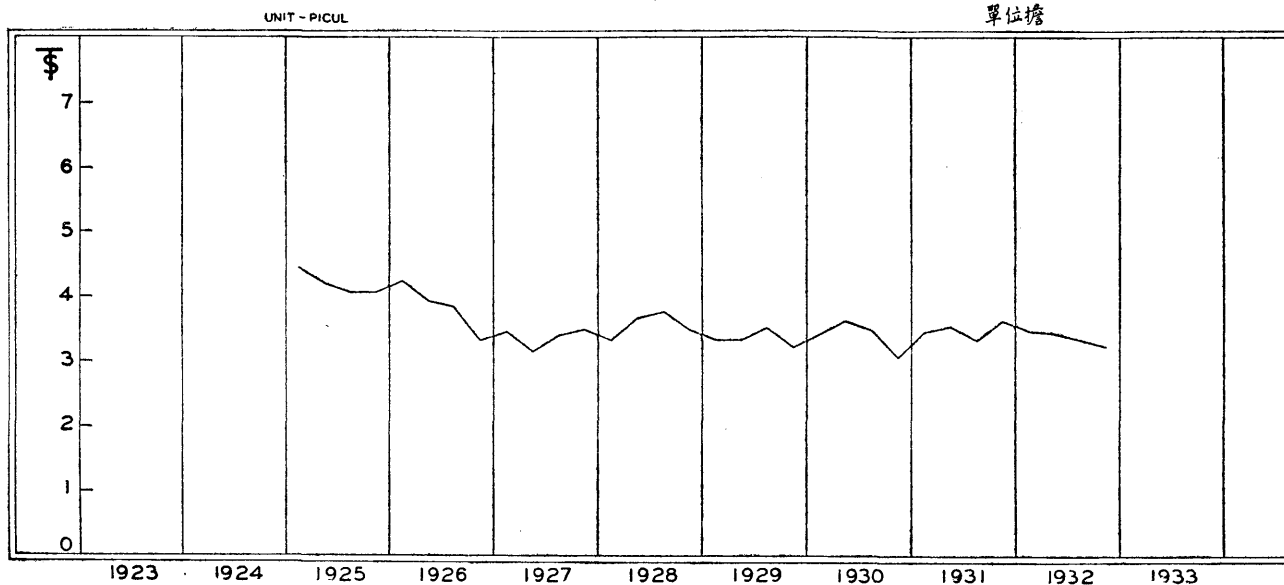


明 礬 ALUM

躉售市價 (單位兩)—Wholesale Price (Shanghai Tls.)

| 名稱 Name | 單位 Unit | 年份 Year | 一月 Jan. | 二月 Feb. | 三月 March | 平均 Qrly. Average | 四月 April | 五月 May | 六月 June | 平均 Qrly. Average | 七月 July | 八月 Aug. | 九月 Sept. | 平均 Qrly. Average | 十月 Oct. | 十一月 Nov. | 十二月 Dec. | 平均 Qrly. Average | 總平均 Year's Average | | |
|--|------------|------------|------------|------------|-------------|------------------------|-------------|-----------|------------|------------------------|------------|------------|-------------|------------------------|------------|-------------|-------------|------------------------|--------------------------|-------|-------|
| 明礬, 上等 (温州) Alum, 1st. Quality Wenchow (China) | 担 Picul | 十二年1923 | | | | | | | | | | | | | | | | | | | |
| | | 十三年1924 | | | | | | | | | | | | | | | | | | | |
| | | 十四年1925 | 4.500 | 4.300 | 4.500 | 4.433 | 4.400 | 4.000 | ... | 4.200 | 4.200 | 4.000 | 4.000 | 4.067 | 4.000 | 4.200 | 4.000 | 4.067 | 4.192 | | |
| | | 十五年1926 | 4.000 | 4.200 | 4.500 | 4.233 | 4.000 | 4.000 | 3.800 | 3.933 | 4.000 | 4.000 | 3.500 | 3.833 | 3.200 | 3.400 | 3.400 | 3.333 | 3.833 | | |
| | | 十六年1927 | 3.300 | 3.600 | 3.500 | 3.467 | 3.500 | 2.600 | 3.400 | 3.167 | 3.400 | 3.400 | 3.400 | 3.400 | 3.400 | 3.500 | 3.500 | 3.500 | 3.500 | 3.384 | |
| | | 十七年1928 | 3.500 | 3.000 | 3.500 | 3.333 | 3.500 | 3.650 | 3.900 | 3.683 | 3.900 | 3.650 | 3.800 | 3.783 | 3.800 | 3.500 | 3.200 | 3.500 | 3.200 | 3.500 | 3.575 |
| | | 十八年1929 | 3.300 | 3.500 | 3.200 | 3.333 | 3.500 | 3.300 | 3.400 | 3.350 | 3.500 | 3.600 | 3.500 | 3.533 | 3.100 | 3.350 | 3.200 | 3.200 | 3.217 | 3.358 | |
| | | 十九年1930 | 3.300 | 3.400 | 3.550 | 3.417 | 3.600 | 3.600 | 3.650 | 3.617 | 3.750 | 3.500 | 3.200 | 3.483 | 2.900 | 3.250 | 3.100 | 3.100 | 3.083 | 3.400 | |
| | | 二十年1931 | 3.250 | 3.450 | 3.650 | 3.450 | 3.600 | 3.600 | 3.450 | 3.550 | 3.600 | 3.400 | 3.000 | 3.333 | 3.650 | 3.800 | 3.450 | 3.450 | 3.633 | 3.492 | |
| | | 廿一年1932 | 3.500 | ... | 3.450 | 3.475 | 3.450 | 3.400 | 3.450 | 3.433 | 3.400 | 3.300 | 3.300 | 3.333 | 3.300 | 3.200 | 3.200 | 3.200 | 3.233 | 3.361 | |

上海温州上等明礬之躉售市價
PRICE OF WENCHOW FIRST QUALITY ALUM
民國十四年至廿一年
1925 - 1932

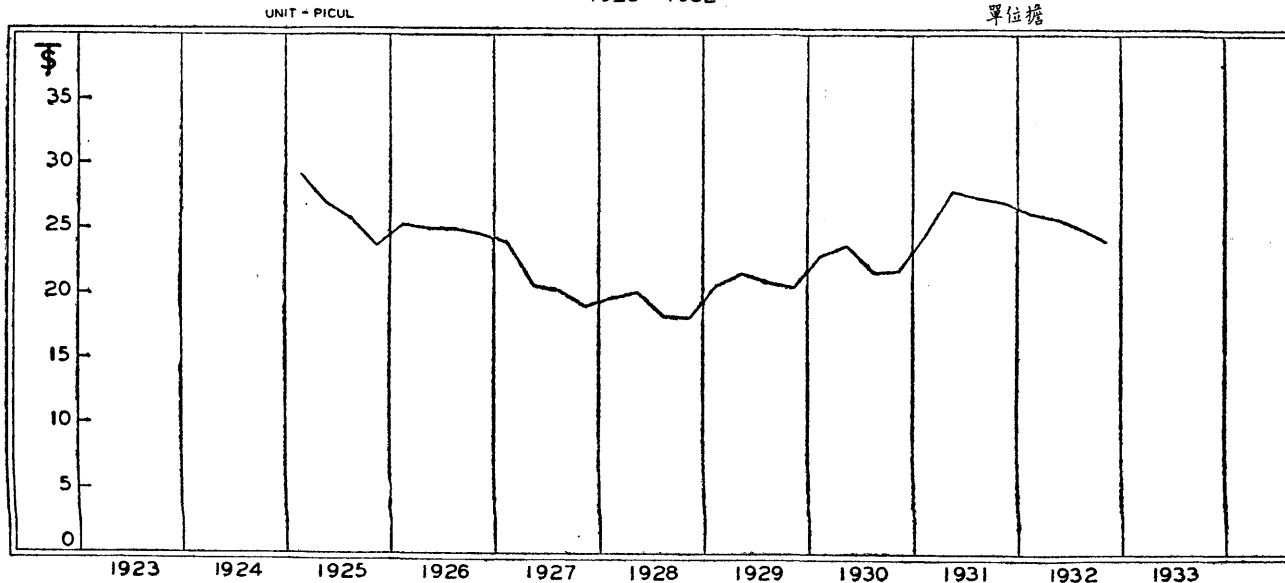


信石 RED ARSENIC

躉售市價 (單位兩) - Wholesale Price (Shanghai Tls.)

| 名稱 Name | 單位 Unit | 年份 Year | 一月 Jan. | 二月 Feb. | 三月 March | 平均 Qrly. Average | 四月 April | 五月 May | 六月 June | 平均 Qrly. Average | 七月 July | 八月 Aug. | 九月 Sept. | 平均 Qrly. Average | 十月 Oct. | 十一月 Nov. | 十二月 Dec. | 平均 Qrly. Average | 總平均 Year's Average | | |
|---|------------|------------|------------|------------|-------------|------------------------|-------------|-----------|------------|------------------------|------------|------------|-------------|------------------------|------------|-------------|-------------|------------------------|--------------------------|--------|--|
| 信石 (紅) (湖南) Arsenic, Red, Pure Hunan (China) | 担 Picul | 十二年1923 | | | | | | | | | | | | | | | | | | | |
| | | 十三年1924 | | | | | | | | | | | | | | | | | | | |
| | | 十四年1925 | 27.000 | 30.000 | 31.000 | 29.333 | 29.000 | 25.000 | ... | 27.000 | 26.000 | 26.000 | 25.000 | 25.667 | 21.000 | 24.000 | 26.000 | 23.667 | 26.417 | | |
| | | 十五年1926 | 26.000 | 26.000 | 24.000 | 25.333 | 26.000 | 24.000 | 25.000 | 25.000 | 25.000 | 26.000 | 24.000 | 25.000 | 24.000 | 25.000 | 25.000 | 24.667 | 25.000 | | |
| | | 十六年1927 | 25.000 | 25.000 | 22.000 | 24.000 | 23.000 | 20.000 | 19.000 | 20.667 | 20.000 | 20.000 | 21.000 | 20.333 | 20.000 | 18.000 | 19.000 | 19.000 | 19.000 | 21.000 | |
| | | 十七年1928 | 19.000 | 20.000 | 19.000 | 19.667 | 20.000 | 20.500 | 20.000 | 20.167 | 18.500 | 18.500 | 18.000 | 18.333 | 18.000 | 18.500 | 18.000 | 18.167 | 19.084 | | |
| | | 十八年1929 | 19.000 | 23.000 | 20.000 | 20.667 | 21.000 | 22.000 | 22.000 | 21.667 | 20.000 | 21.000 | 22.000 | 21.000 | 21.000 | 21.000 | 20.000 | 21.000 | 20.667 | 21.000 | |
| | | 十九年1930 | 21.000 | 23.500 | 24.500 | 23.000 | 25.000 | 23.750 | 22.750 | 23.833 | 22.500 | 21.250 | 21.750 | 21.833 | 22.000 | 21.250 | 22.500 | 21.917 | 22.646 | | |
| | | 二十年1931 | 23.750 | 24.750 | 25.500 | 24.667 | 27.500 | 28.400 | 28.000 | 27.967 | 28.500 | 27.250 | 26.750 | 27.500 | 27.250 | 27.500 | 26.500 | 27.083 | 26.804 | | |
| | | 廿一年1932 | 26.750 | ... | 26.000 | 26.375 | 26.000 | 25.750 | 26.000 | 25.917 | 25.750 | 25.000 | 25.000 | 25.250 | 25.000 | 24.000 | 24.000 | 24.333 | 25.468 | | |

上海湖南紅信石之躉售市價
PRICE OF HUNAN PURE RED ARSENIC
民國十四年至廿一年
1925 - 1932

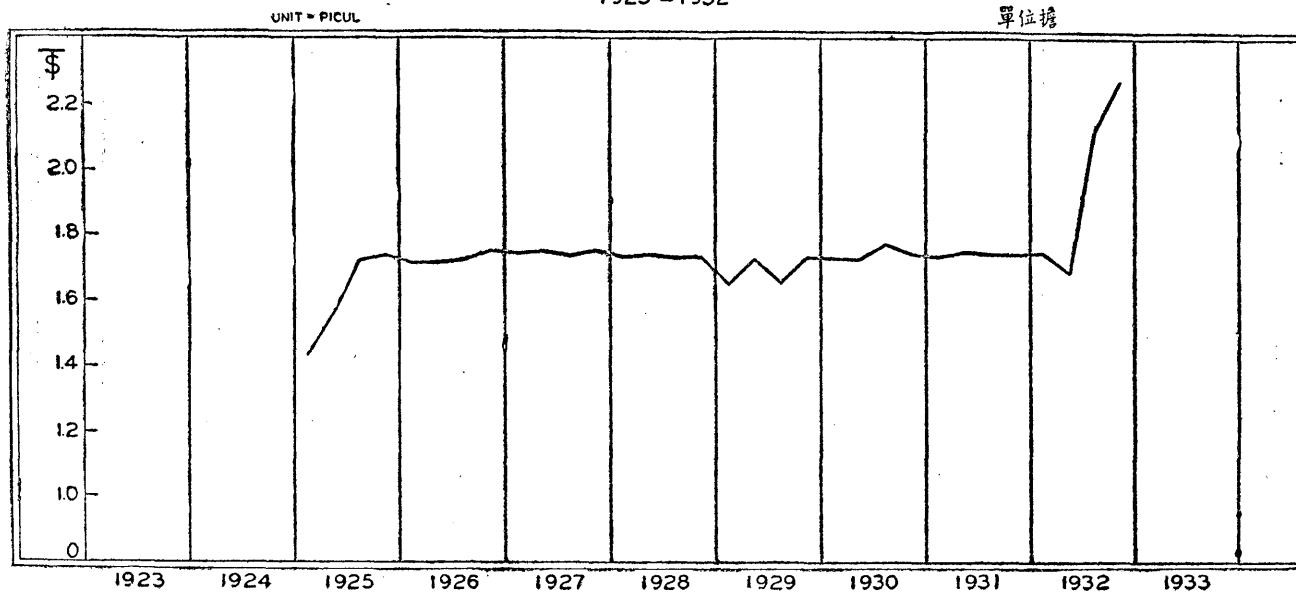


螢石粉 FLOURSPAR POWDER

躉售市價(單位兩)—Wholesale Price (Shanghai Tls.)

| 名稱 Name | 單位 Unit | 年份 Year | 一月 Jan. | 二月 Feb. | 三月 March | 平均 Qrly. Average | 四月 April | 五月 May | 六月 June | 平均 Qrly. Average | 七月 July | 八月 Aug. | 九月 Sept. | 平均 Qrly. Average | 十月 Oct. | 十一月 Nov. | 十二月 Dec. | 平均 Qrly. Average | 總平均 Year's Average | | |
|---------------------------------------|------------|------------|------------|------------|-------------|------------------------|-------------|-----------|------------|------------------------|------------|------------|-------------|------------------------|------------|-------------|-------------|------------------------|--------------------------|--|--|
| 螢石粉 Flourspar Powder (China) | 担 Picul | 十二年1923 | | | | | | | | | | | | | | | | | | | |
| | | 十三年1924 | | | | | | | | | | | | | | | | | | | |
| | | 十四年1925 | 1.470 | 1.376 | 1.448 | 1.431 | 1.450 | 1.681 | ... | 1.565 | 1.722 | 1.722 | 1.722 | 1.722 | 1.740 | 1.740 | 1.740 | 1.740 | 1.615 | | |
| | | 十五年1926 | 1.723 | 1.717 | 1.715 | 1.718 | 1.723 | 1.718 | 1.711 | 1.717 | 1.723 | 1.723 | 1.723 | 1.723 | 1.733 | 1.752 | 1.776 | 1.754 | 1.728 | | |
| | | 十六年1927 | 1.757 | 1.730 | 1.740 | 1.742 | 1.752 | 1.757 | 1.747 | 1.752 | 1.742 | 1.738 | 1.738 | 1.739 | 1.750 | 1.758 | 1.750 | 1.753 | 1.747 | | |
| | | 十七年1928 | 1.736 | 1.727 | 1.733 | 1.732 | 1.746 | 1.742 | 1.732 | 1.740 | 1.732 | 1.728 | 1.728 | 1.729 | 1.733 | 1.737 | 1.733 | 1.734 | 1.734 | | |
| | | 十八年1929 | 1.507 | 1.723 | 1.724 | 1.651 | 1.723 | 1.725 | 1.719 | 1.722 | 1.722 | 1.523 | 1.727 | 1.657 | 1.729 | 1.734 | 1.736 | 1.733 | 1.691 | | |
| | | 十九年1930 | 1.729 | 1.723 | 1.728 | 1.727 | 1.728 | 1.731 | 1.719 | 1.726 | 1.816 | 1.750 | 1.751 | 1.772 | 1.748 | 1.743 | 1.739 | 1.743 | 1.742 | | |
| | | 二十年1931 | 1.735 | 1.735 | 1.735 | 1.735 | 1.745 | 1.752 | 1.746 | 1.748 | 1.741 | 1.739 | 1.740 | 1.740 | 1.745 | 1.742 | 1.737 | 1.741 | 1.741 | | |
| | | 廿一年1932 | 1.724 | ... | 1.742 | 1.733 | 1.697 | 1.686 | 1.672 | 1.685 | 2.215 | 2.063 | ... | 2.139 | ... | ... | 2.282 | 2.282 | 1.962 | | |

上海螢石粉之躉售市價
PRICE OF CHINESE FLOURSPAR POWDER
民國十四年至廿一年
1925 - 1932



酒 精 ALCOHOL

躉售市價 (單位兩) — Wholesale Price (Shanghai Tls.)

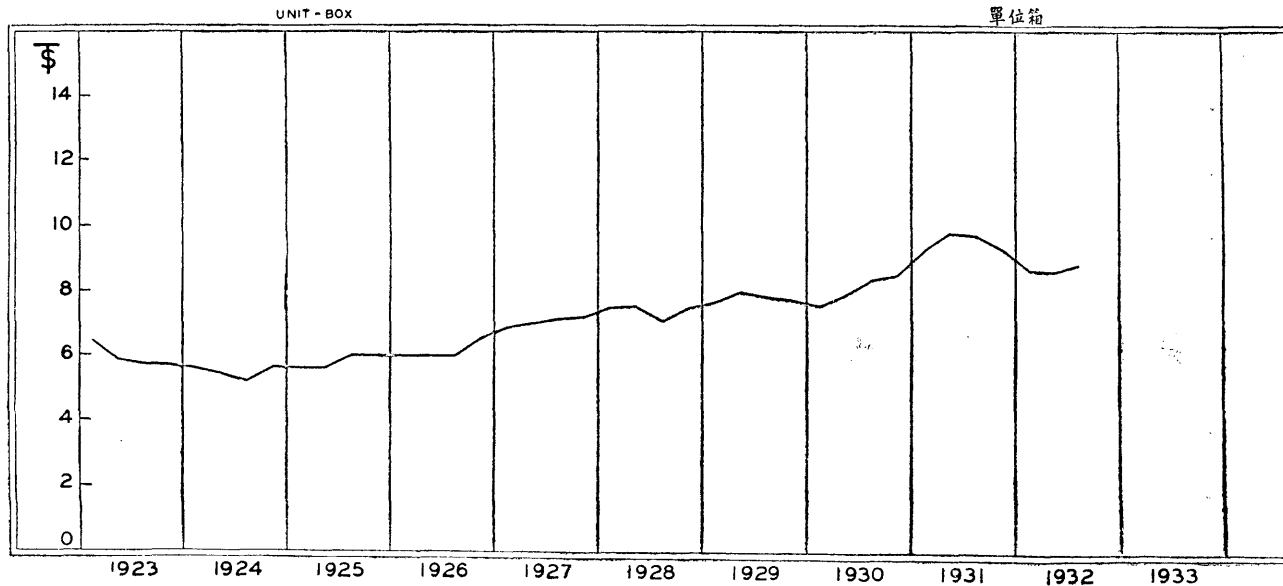
| 名稱 Name | 單位 Unit | 年份 Year | 一月 Jan. | 二月 Feb. | 三月 March | 平均 Qrly. Average | 四月 April | 五月 May | 六月 June | 平均 Qrly. Average | 七月 July | 八月 Aug. | 九月 Sept. | 平均 Qrly. Average | 十月 Oct. | 十一月 Nov. | 十二月 Dec. | 平均 Qrly. Average | 總平均 Year's Average | | |
|---|--|------------|------------|------------|-------------|------------------------|-------------|-----------|------------|------------------------|------------|------------|-------------|------------------------|------------|-------------|-------------|------------------------|--------------------------|-------|-------|
| 酒精, 順發花鼓桶, (爪哇) Alcohol, Slowe & Co. (Java) | 箱 (二聽聽四 美加侖) Case (2 tins of 4 American gallons) | 十二年1923 | 6.500 | 6.500 | 6.475 | 6.492 | 6.000 | 5.850 | 5.880 | 5.910 | 5.812 | 5.750 | 5.750 | 5.771 | 5.750 | 5.750 | 5.750 | 5.750 | 5.750 | 5.981 | |
| | | 十三年1924 | 5.475 | 5.750 | 5.600 | 5.608 | 5.550 | 5.387 | 5.320 | 5.419 | 5.250 | 5.200 | 5.200 | 5.200 | 5.200 | 5.650 | 5.600 | 5.583 | 5.611 | 5.459 | |
| | | 十四年1925 | 5.300 | 5.600 | 5.600 | 5.600 | 5.600 | 5.600 | ... | 5.600 | 5.600 | 6.000 | 6.000 | 6.000 | 5.867 | 6.000 | 6.000 | 6.000 | 6.000 | 5.767 | |
| | | 十五年1926 | 6.000 | 6.000 | 6.000 | 6.000 | 6.000 | 6.000 | 6.000 | 6.000 | 6.000 | 6.000 | 6.000 | 6.000 | 6.000 | 6.200 | 6.650 | 6.800 | 6.550 | 6.138 | |
| | | 十六年1927 | 6.800 | 6.800 | 7.000 | 6.867 | 7.000 | 7.000 | 7.000 | 7.000 | 7.000 | 7.000 | 7.250 | 7.250 | 7.167 | 7.250 | 7.250 | 7.125 | 7.208 | 7.061 | |
| | | 十七年1928 | 7.500 | 7.500 | 7.500 | 7.500 | 7.575 | 7.550 | 7.475 | 7.533 | 7.375 | 7.475 | 7.475 | 7.500 | 7.450 | 7.450 | 7.475 | 7.500 | 7.475 | 7.475 | 7.490 |
| | | 十八年1929 | 7.500 | 7.500 | 8.000 | 7.667 | 8.000 | 8.000 | 8.000 | 8.000 | 8.000 | 8.000 | 8.000 | 8.000 | 7.833 | 7.750 | 7.750 | 7.750 | 7.750 | 7.750 | 7.813 |
| | | 十九年1930 | 7.625 | 7.500 | 7.625 | 7.583 | 7.850 | 7.900 | 8.000 | 7.917 | 8.300 | 8.300 | 8.400 | 8.500 | 8.400 | 8.600 | 8.500 | 8.500 | 8.500 | 8.533 | 8.108 |
| | | 二十年1931 | 8.875 | 9.250 | 9.750 | 9.292 | 9.750 | 9.850 | 9.850 | 9.817 | 9.850 | 9.850 | 9.850 | 9.650 | 9.733 | 9.500 | 9.350 | 9.250 | 9.367 | 9.565 | |
| | | 廿一年1932 | 8.800 | ... | 8.650 | 8.725 | 8.575 | 8.550 | 8.750 | 8.625 | 8.750 | 8.750 | 8.750 | 9.150 | 8.883 | 9.150 | 9.150 | 9.150 | 9.150 | 8.846 | |

爪哇順發花鼓桶酒精在滬之躉售市價

PRICE OF JAVANESE ALCOHOL

民國十二年至廿一年

1923 - 1932

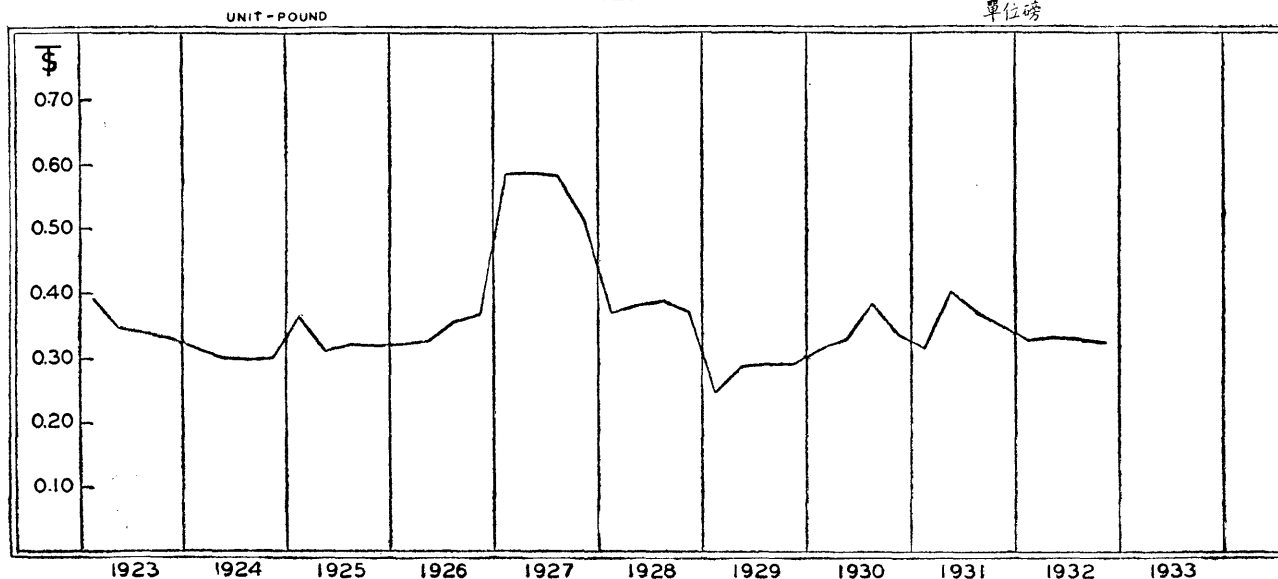


甘 油 GLYCERINE

躉售市價 (單位兩)—Wholesale Price (Shanghai Tls.)

| 名稱 Name | 單位 Unit | 年份 Year | 一月 Jan. | 二月 Feb. | 三月 March | 平均 Qrly. Average | 四月 April | 五月 May | 六月 June | 平均 Qrly. Average | 七月 July | 八月 Aug. | 九月 Sept. | 平均 Qrly. Average | 十月 Oct. | 十一月 Nov. | 十二月 Dec. | 平均 Qrly. Average | 總平均 Year's Average | |
|-----------------------------------|------------|------------|------------|------------|-------------|------------------------|-------------|-----------|------------|------------------------|------------|------------|-------------|------------------------|------------|-------------|-------------|------------------------|--------------------------|-------|
| 甘油 (美) Glycerine (U. S. A.) | 磅 Pound | 十二年1923 | 0.373 | 0.404 | 0.403 | 0.393 | 0.350 | 0.345 | 0.344 | 0.346 | 0.320 | 0.327 | 0.368 | 0.338 | 0.350 | 0.320 | 0.320 | 0.320 | 0.330 | 0.352 |
| | | 十三年1924 | 0.320 | 0.320 | 0.300 | 0.313 | 0.300 | 0.300 | 0.300 | 0.300 | 0.300 | 0.290 | 0.300 | 0.300 | 0.297 | 0.300 | 0.300 | 0.290 | 0.297 | 0.277 |
| | | 十四年1925 | 0.367 | 0.362 | 0.356 | 0.362 | 0.300 | 0.320 | ... | 0.310 | 0.320 | 0.320 | 0.320 | 0.320 | 0.320 | 0.320 | 0.310 | 0.320 | 0.317 | 0.327 |
| | | 十五年1926 | 0.320 | 0.320 | 0.320 | 0.320 | 0.320 | 0.320 | 0.320 | 0.330 | 0.323 | 0.350 | 0.350 | 0.360 | 0.353 | 0.375 | 0.360 | 0.360 | 0.365 | 0.340 |
| | | 十六年1927 | 0.586 | 0.577 | 0.580 | 0.581 | 0.584 | 0.586 | 0.582 | 0.584 | 0.584 | 0.581 | 0.579 | 0.579 | 0.580 | 0.547 | 0.513 | 0.474 | 0.511 | 0.564 |
| | | 十七年1928 | 0.360 | 0.390 | 0.360 | 0.370 | 0.360 | 0.390 | 0.390 | 0.380 | 0.380 | 0.380 | 0.390 | 0.390 | 0.387 | 0.390 | 0.350 | 0.370 | 0.370 | 0.377 |
| | | 十八年1929 | 0.240 | 0.250 | 0.250 | 0.247 | 0.280 | 0.290 | 0.290 | 0.287 | 0.290 | 0.290 | 0.290 | 0.290 | 0.290 | 0.290 | 0.290 | 0.290 | 0.290 | 0.290 |
| | | 十九年1930 | 0.290 | 0.320 | 0.320 | 0.310 | 0.320 | 0.320 | 0.340 | 0.327 | 0.400 | 0.320 | 0.420 | 0.380 | 0.390 | 0.320 | 0.300 | 0.337 | 0.339 | |
| | | 二十年1931 | 0.300 | 0.320 | 0.320 | 0.313 | 0.430 | 0.450 | 0.320 | 0.400 | 0.380 | 0.400 | 0.320 | 0.367 | 0.350 | 0.340 | 0.350 | 0.347 | 0.357 | |
| | | 廿一年1932 | 0.350 | ... | 0.300 | 0.325 | 0.300 | 0.340 | 0.350 | 0.330 | 0.330 | 0.320 | ... | 0.325 | 0.320 | 0.320 | 0.320 | 0.320 | 0.320 | 0.325 |

美國甘油在滬之躉售市價
PRICE OF AMERICAN GLYCERINE
民國十二年至廿一年
1923 - 1932

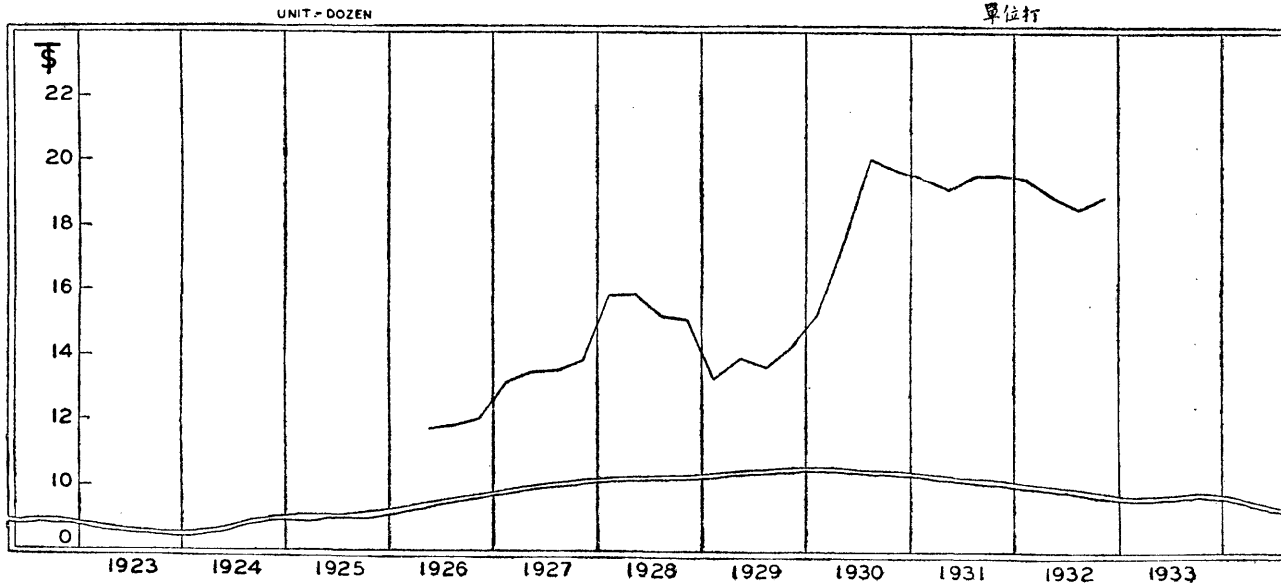


專利家用藥 PATENT HOUSEHOLD MEDICINES 拍拉托 PALATOL

躉售市價(單位兩)—Wholesale Price (Shanghai Tls.)

| 名稱 Name | 單位 Unit | 年份 Year | 一月 Jan. | 二月 Feb. | 三月 March | 平均 Qrly. Average | 四月 April | 五月 May | 六月 June | 平均 Qrly. Average | 七月 July | 八月 Aug. | 九月 Sept. | 平均 Qrly. Average | 十月 Oct. | 十一月 Nov. | 十二月 Dec. | 平均 Qrly. Average | 總平均 Year's Average | | |
|---|------------------------------|------------|------------|------------|-------------|------------------------|-------------|-----------|------------|------------------------|------------|------------|-------------|------------------------|------------|-------------|-------------|------------------------|--------------------------|--------|--|
| 拍拉托 (美) Palatol, Plain (U. S. A.) | 打 (瓶) Dozen Bottles | 十二年1923 | | | | | | | | | | | | | | | | | | | |
| | | 十三年1924 | | | | | | | | | | | | | | | | | | | |
| | | 十四年1925 | | | | | | | | | | | | | | | | | | | |
| | | 十五年1926 | ... | ... | ... | ... | ... | ... | ... | 11.764 | 11.764 | 11.835 | 11.847 | 11.863 | 11.848 | 11.896 | 11.962 | 12.210 | 12.023 | 11.878 | |
| | | 十六年1927 | 12.810 | 13.338 | 13.394 | 13.181 | 13.505 | 13.542 | 13.468 | 13.505 | 13.431 | 13.575 | 13.756 | 13.587 | 13.851 | 13.917 | 13.851 | 13.873 | 13.537 | 13.537 | |
| | | 十七年1928 | 15.917 | 15.851 | 15.884 | 15.884 | 16.005 | 15.970 | 15.873 | 15.949 | 15.512 | 15.122 | 15.120 | 15.251 | 15.168 | 15.200 | 15.166 | 15.178 | 15.566 | 15.566 | |
| | | 十八年1929 | 13.277 | 13.285 | 13.292 | 13.285 | 13.999 | 14.019 | 13.964 | 13.994 | 13.633 | 13.642 | 13.672 | 13.649 | 14.050 | 14.448 | 14.468 | 14.322 | 13.813 | 13.813 | |
| | | 十九年1930 | 14.406 | 15.798 | 15.842 | 15.349 | 16.560 | 16.585 | 19.701 | 17.615 | 19.971 | 20.053 | 20.067 | 20.030 | 20.026 | 19.607 | 19.564 | 19.732 | 18.182 | 18.182 | |
| | | 二十年1931 | 19.513 | 19.516 | 19.521 | 19.517 | 18.907 | 18.982 | 19.645 | 19.178 | 19.589 | 19.567 | 19.570 | 19.575 | 19.626 | 19.594 | 19.543 | 19.588 | 19.465 | 19.465 | |
| | | 廿一年1932 | 19.400 | .. | 19.597 | 19.498 | 19.092 | 18.973 | 18.806 | 18.957 | 18.687 | 18.568 | 18.513 | 18.589 | 18.795 | 18.961 | 19.108 | 18.955 | 19.000 | 19.000 | |

美國拍拉托在滬之躉售市價
PRICE OF AMERICAN PLAIN PALATOL
民國十五年至廿一年
1926 - 1932

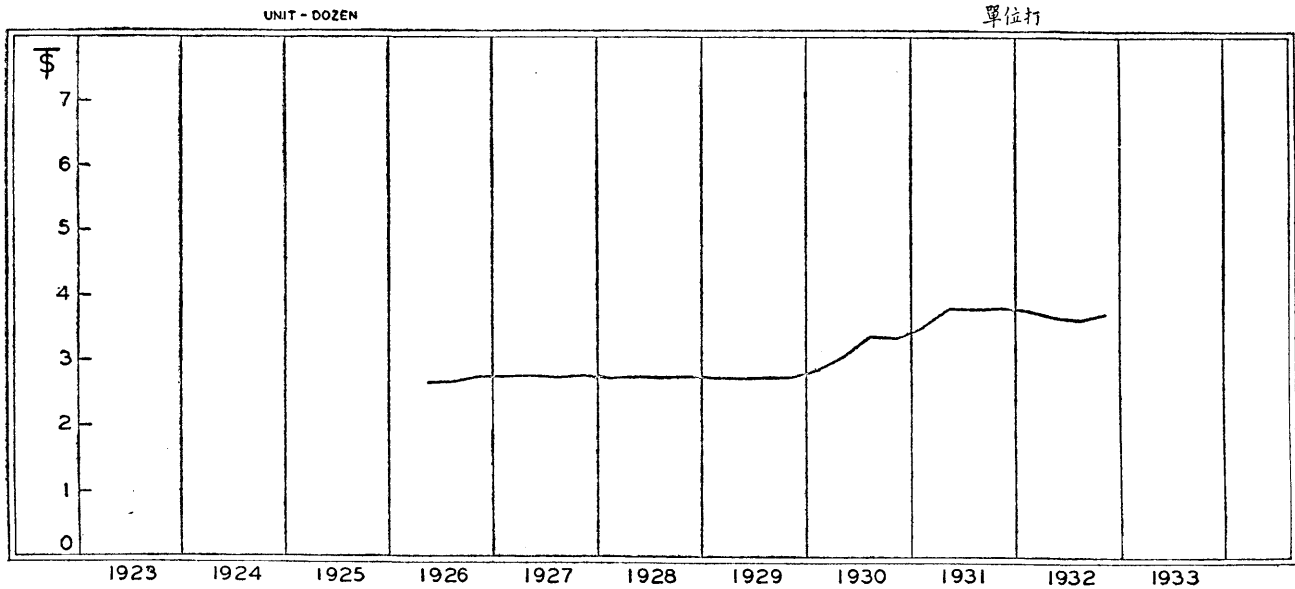


韋廉氏清導丸 WILLIAMS' PINKETTES

躉售市價 (單位兩) — Wholesale Price (Shanghai Tls.)

| 名稱 Name | 單位 Unit | 年份 Year | 一月 Jan. | 二月 Feb. | 三月 March | 平均 Qrly. Average | 四月 April | 五月 May | 六月 June | 平均 Qrly. Average | 七月 July | 八月 Aug. | 九月 Sept. | 平均 Qrly. Average | 十月 Oct. | 十一月 Nov. | 十二月 Dec. | 平均 Qrly. Average | 總平均 Year's Average | | |
|--|------------------------------|------------|------------|------------|-------------|------------------------|-------------|-----------|------------|------------------------|------------|------------|-------------|------------------------|------------|-------------|-------------|------------------------|--------------------------|-------|--|
| 韋廉氏清導丸 (英) Williams' Pinkettes (Great Britain) | 打 (瓶) Dozen Bottles | 十二年1923 | | | | | | | | | | | | | | | | | | | |
| | | 十三年1924 | | | | | | | | | | | | | | | | | | | |
| | | 十四年1925 | | | | | | | | | | | | | | | | | | | |
| | | 十五年1926 | ... | ... | ... | ... | ... | ... | ... | 2.674 | 2.674 | 2.689 | 2.693 | 2.696 | 2.693 | 2.704 | 2.737 | 2.812 | 2.751 | 2.706 | |
| | | 十六年1927 | 2.782 | 2.740 | 2.751 | 2.758 | 2.774 | 2.782 | 2.766 | 2.774 | 2.759 | 2.751 | 2.751 | 2.754 | 2.770 | 2.783 | 2.770 | 2.774 | 2.765 | 2.765 | |
| | | 十七年1928 | 2.749 | 2.738 | 2.744 | 2.744 | 2.764 | 2.758 | 2.742 | 2.755 | 2.742 | 2.736 | 2.736 | 2.738 | 2.745 | 2.750 | 2.744 | 2.746 | 2.746 | 2.746 | |
| | | 十八年1929 | 2.727 | 2.729 | 2.730 | 2.729 | 2.728 | 2.732 | 2.721 | 2.727 | 2.727 | 2.728 | 2.734 | 2.730 | 2.738 | 2.745 | 2.749 | 2.744 | 2.744 | 2.733 | |
| | | 十九年1930 | 2.737 | 2.944 | 2.952 | 2.878 | 2.952 | 2.957 | 3.331 | 3.080 | 3.377 | 3.361 | 3.393 | 3.387 | 3.386 | 3.376 | 3.369 | 3.377 | 3.377 | 3.181 | |
| | | 二十年1931 | 3.361 | 3.361 | 3.796 | 3.506 | 3.818 | 3.833 | 3.820 | 3.824 | 3.802 | 3.805 | 3.805 | 3.804 | 3.816 | 3.810 | 3.800 | 3.800 | 3.809 | 3.736 | |
| | | 廿一年1932 | 3.772 | ... | 3.819 | 3.796 | 3.712 | 3.689 | 3.657 | 3.686 | 3.634 | 3.610 | 3.627 | 3.624 | 3.682 | 3.714 | 3.743 | 3.713 | 3.705 | 3.705 | |

英國韋廉氏清導丸在港之躉售市價
PRICE OF BRITISH WILLIAMS' PINKETTES
民國十五年 至 廿一年
1926 - 1932

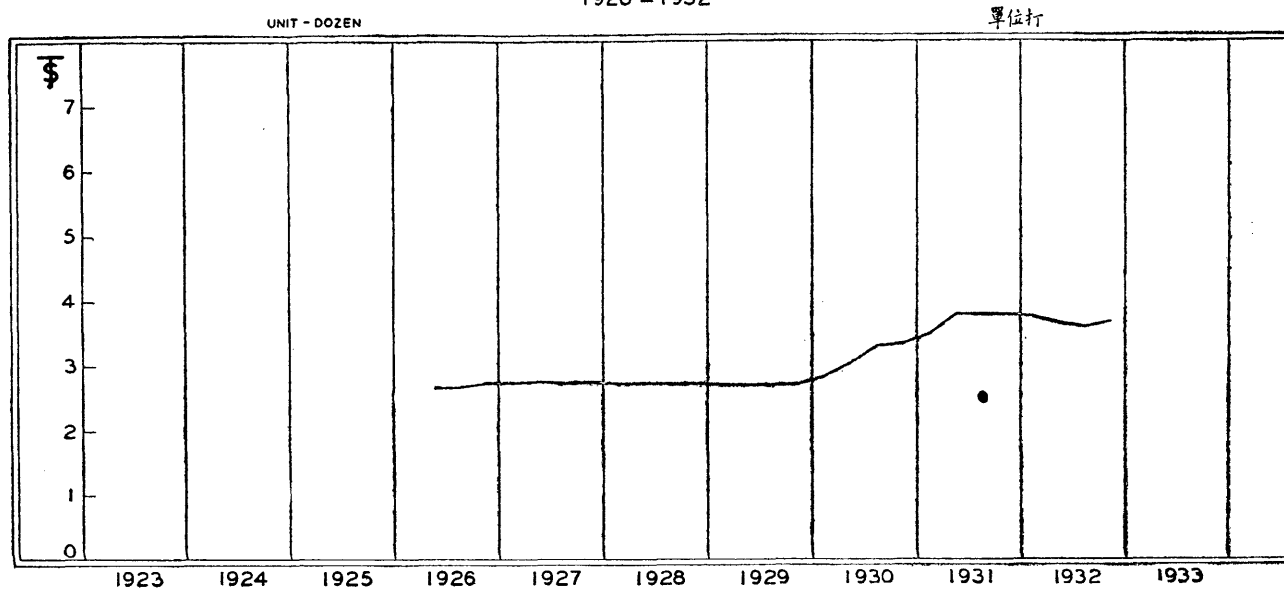


韋廉氏嬰兒自己藥片 WILLIAMS' BABY OWN TABLETS

躉售市價 (單位兩) — Wholesale Price (Shanghai Tls.)

| 名稱 Name | 單位 Unit | 年份 Year | 一月 Jan. | 二月 Feb. | 三月 March | 平均 Qrly. Average | 四月 April | 五月 May | 六月 June | 平均 Qrly. Average | 七月 July | 八月 Aug. | 九月 Sept. | 平均 Qrly. Average | 十月 Oct. | 十一月 Nov. | 十二月 Dec. | 平均 Qrly. Average | 總平均 Year's Average | | |
|---|------------------------------|------------|------------|------------|-------------|------------------------|-------------|-----------|------------|------------------------|------------|------------|-------------|------------------------|------------|-------------|-------------|------------------------|--------------------------|-------|--|
| 韋廉氏 嬰兒自己藥片 (英) Williams' Baby Own Tablets (Great Britain) | 打 (瓶) Dozen Bottles | 十二年1923 | | | | | | | | | | | | | | | | | | | |
| | | 十三年1924 | | | | | | | | | | | | | | | | | | | |
| | | 十四年1925 | | | | | | | | | | | | | | | | | | | |
| | | 十五年1926 | ... | ... | ... | ... | ... | ... | ... | 2.674 | 2.674 | 2.689 | 2.693 | 2.696 | 2.693 | 2.704 | 2.737 | 2.812 | 2.751 | 2.706 | |
| | | 十六年1927 | 2.782 | 2.740 | 2.751 | 2.758 | 2.774 | 2.782 | 2.766 | 2.774 | 2.759 | 2.751 | 2.751 | 2.754 | 2.770 | 2.783 | 2.770 | 2.774 | 2.765 | | |
| | | 十七年1928 | 2.749 | 2.738 | 2.744 | 2.744 | 2.764 | 2.758 | 2.742 | 2.755 | 2.742 | 2.736 | 2.736 | 2.738 | 2.745 | 2.750 | 2.744 | 2.746 | 2.746 | | |
| | | 十八年1929 | 2.727 | 2.729 | 2.730 | 2.729 | 2.728 | 2.732 | 2.721 | 2.727 | 2.727 | 2.728 | 2.734 | 2.730 | 2.738 | 2.745 | 2.749 | 2.744 | 2.733 | | |
| | | 十九年1930 | 2.737 | 2.944 | 2.952 | 2.878 | 2.952 | 2.957 | 3.331 | 3.080 | 3.377 | 3.391 | 3.393 | 3.387 | 3.386 | 3.377 | 3.369 | 3.377 | 3.181 | | |
| | | 二十年1931 | 3.361 | 3.361 | 3.796 | 3.506 | 3.818 | 3.833 | 3.820 | 3.824 | 3.809 | 3.805 | 3.805 | 3.806 | 3.816 | 3.810 | 3.800 | 3.809 | 3.736 | | |
| | | 廿一年1932 | 3.772 | ... | 3.810 | 3.791 | 3.712 | 3.689 | 3.657 | 3.686 | 3.634 | 3.610 | 3.627 | 3.624 | 3.682 | 3.714 | 3.743 | 3.713 | 3.704 | | |

英國韋廉氏嬰兒自己藥片在滬之躉售市價
PRICE OF BRITISH WILLIAMS' BABY OWN TABLETS
民國十五年至廿一年
1926 - 1932

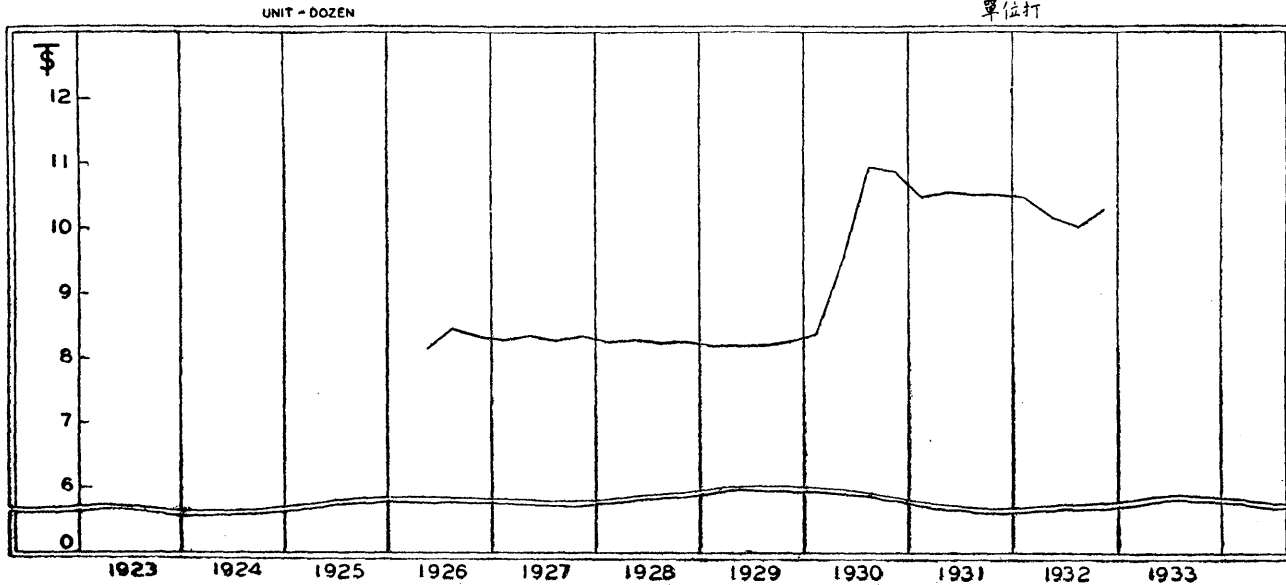


韋廉氏補血丸 WILLIAMS' PINK PILLS

躉售市價 (單位兩) - Wholesale Price (Shanghai Tls.)

| 名稱 Name | 單位 Unit | 年份 Year | 一月 Jan. | 二月 Feb. | 三月 March | 平均 Qrly. Average | 四月 April | 五月 May | 六月 June | 平均 Qrly. Average | 七月 July | 八月 Aug. | 九月 Sept. | 平均 Qrly. Average | 十月 Oct. | 十一月 Nov. | 十二月 Dec. | 平均 Qrly. Average | 總平均 Year's Average | | |
|---|--|------------|------------|------------|-------------|------------------------|-------------|-----------|------------|------------------------|------------|------------|-------------|------------------------|------------|-------------|-------------|------------------------|--------------------------|--------|--|
| 韋廉氏補血丸 (英) Williams' Pink Pills (Great Britain) | 打 (大瓶) Dozen Bottles (Large Size) | 十二年1923 | | | | | | | | | | | | | | | | | | | |
| | | 十三年1924 | | | | | | | | | | | | | | | | | | | |
| | | 十四年1925 | | | | | | | | | | | | | | | | | | | |
| | | 十五年1926 | ... | ... | ... | ... | ... | ... | ... | 8.128 | 8.128 | 8.174 | 8.185 | 8.917 | 8.425 | 8.219 | 8.265 | 8.436 | 8.307 | 8.287 | |
| | | 十六年1927 | 8.345 | 8.219 | 8.254 | 8.273 | 8.322 | 8.345 | 8.299 | 8.322 | 8.276 | 8.254 | 8.254 | 8.261 | 8.311 | 8.350 | 8.311 | 8.324 | 8.295 | 8.295 | |
| | | 十七年1928 | 8.248 | 8.214 | 8.231 | 8.231 | 8.293 | 8.275 | 8.225 | 8.264 | 8.225 | 8.209 | 8.208 | 8.214 | 8.234 | 8.251 | 8.233 | 8.239 | 8.237 | 8.237 | |
| | | 十八年1929 | 8.182 | 8.186 | 8.191 | 8.186 | 8.184 | 8.195 | 8.164 | 8.181 | 8.180 | 8.185 | 8.203 | 8.189 | 8.214 | 8.235 | 8.247 | 8.232 | 8.197 | 8.197 | |
| | | 十九年1930 | 8.211 | 8.186 | 8.641 | 8.346 | 8.640 | 9.014 | 10.746 | 9.467 | 10.893 | 10.938 | 10.946 | 10.926 | 10.923 | 10.893 | 10.869 | 10.895 | 9.909 | 9.909 | |
| | | 二十年1931 | 10.479 | 10.481 | 10.484 | 10.481 | 10.544 | 10.586 | 10.550 | 10.560 | 10.520 | 10.508 | 10.510 | 10.513 | 10.540 | 10.523 | 10.495 | 10.519 | 10.518 | 10.518 | |
| | | 廿一年1932 | 10.418 | ... | 10.524 | 10.471 | 10.253 | 10.189 | 10.099 | 10.180 | 10.035 | 9.972 | 10.017 | 10.008 | 10.169 | 10.259 | 10.339 | 10.256 | 10.229 | 10.229 | |

英國大瓶韋廉氏補血丸在滬之躉售市價
PRICE OF BRITISH WILLIAMS' PINK PILLS
民國十五年至廿一年
1926 - 1932

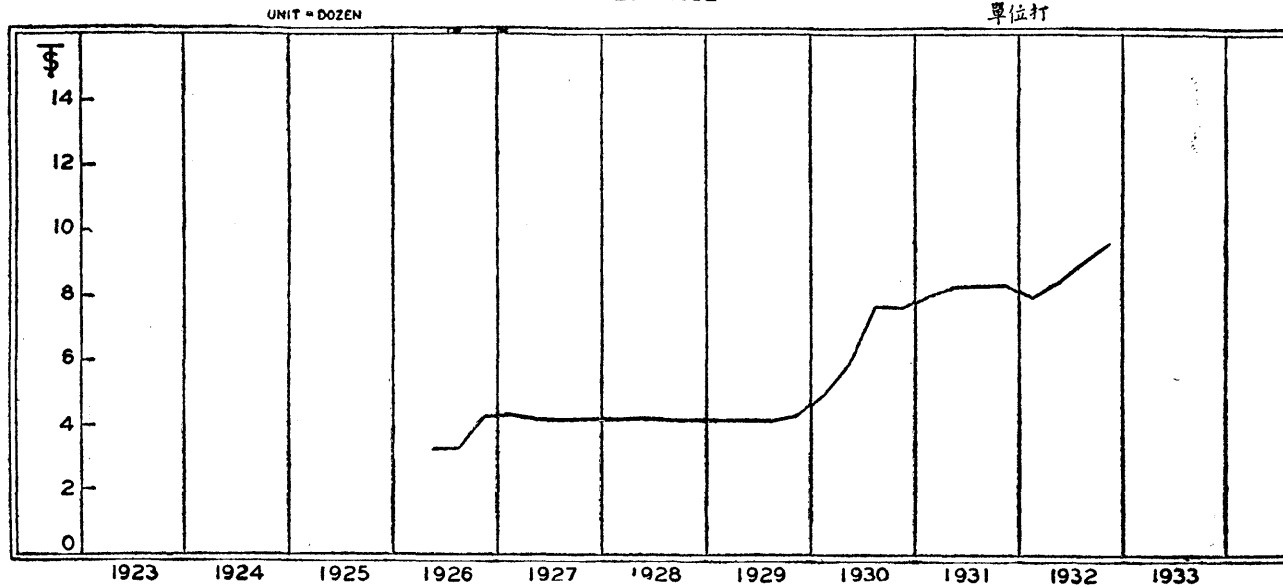


拜耳阿斯匹靈 ASPIRIN TABLETS

躉售市價 (單位兩) — Wholesale Price (Shanghai Tls.)

| 名稱 Name | 單位 Unit | 年份 Year | 一月 Jan. | 二月 Feb. | 三月 March | 平均 Qrly. Average | 四月 April | 五月 May | 六月 June | 平均 Qrly. Average | 七月 July | 八月 Aug. | 九月 Sept. | 平均 Qrly. Average | 十月 Oct. | 十一月 Nov. | 十二月 Dec. | 平均 Qrly. Average | 總平均 Year's Average | | |
|---|------------------------------|------------|------------|------------|-------------|------------------------|-------------|-----------|------------|------------------------|------------|------------|-------------|------------------------|------------|-------------|-------------|------------------------|--------------------------|-------|--|
| 拜耳阿斯匹靈 (德) Aspirin Tablets, Bayer (Germany) | 打 (瓶) Dozen Bottles | 十二年1923 | | | | | | | | | | | | | | | | | | | |
| | | 十三年1924 | | | | | | | | | | | | | | | | | | | |
| | | 十四年1925 | | | | | | | | | | | | | | | | | | | |
| | | 十五年1926 | ... | ... | ... | ... | ... | ... | ... | 3.208 | 3.208 | 3.227 | 3.231 | 3.235 | 3.231 | 3.244 | 4.712 | 4.810 | 4.255 | 3.565 | |
| | | 十六年1927 | 4.758 | 4.146 | 4.163 | 4.356 | 4.197 | 4.209 | 4.186 | 4.197 | 4.174 | 4.163 | 4.163 | 4.167 | 4.192 | 4.212 | 4.192 | 4.199 | 4.230 | 4.230 | |
| | | 十七年1928 | 4.160 | 4.143 | 4.151 | 4.151 | 4.183 | 4.174 | 4.149 | 4.169 | 4.149 | 4.140 | 4.140 | 4.143 | 4.153 | 4.162 | 4.153 | 4.156 | 4.155 | 4.155 | |
| | | 十八年1929 | 4.127 | 4.129 | 4.131 | 4.129 | 4.128 | 4.134 | 4.118 | 4.127 | 4.126 | 4.129 | 4.138 | 4.131 | 4.143 | 4.154 | 4.557 | 4.285 | 4.168 | 4.168 | |
| | | 十九年1930 | 4.538 | 5.027 | 5.041 | 4.869 | 5.040 | 5.048 | 7.522 | 5.870 | 7.625 | 7.057 | 7.662 | 7.650 | 7.646 | 7.625 | 7.608 | 7.626 | 6.504 | 6.504 | |
| | | 二十年1931 | 7.805 | 8.095 | 8.098 | 7.999 | 8.145 | 8.177 | 8.295 | 8.206 | 8.271 | 8.262 | 8.263 | 8.265 | 8.287 | 8.273 | 8.251 | 8.270 | 8.185 | 8.185 | |
| | | 廿一年1932 | 7.904 | ... | 7.984 | 7.944 | 7.778 | 8.749 | 8.671 | 8.399 | 8.997 | 8.940 | 8.980 | 8.972 | 9.117 | 9.764 | 9.839 | 9.573 | 8.722 | 8.722 | |

德國拜耳阿斯匹靈在港之躉售市價
PRICE OF GERMAN BAYER ASPIRIN TABLETS
民國十五年至廿一年
1926 - 1932

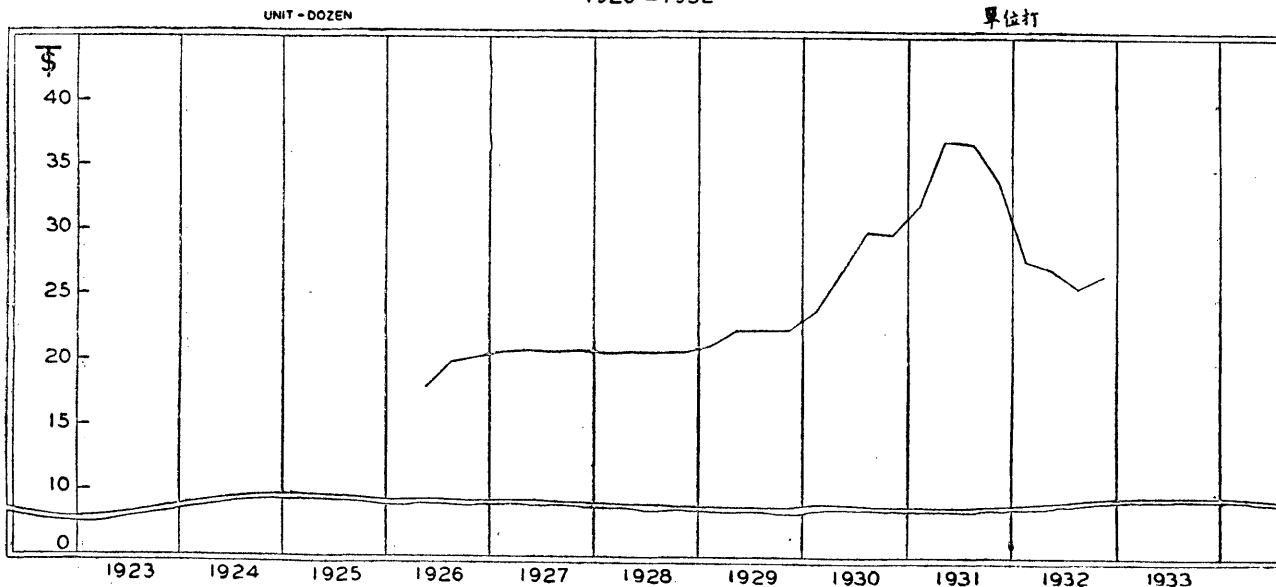


魚 肝 油 COD LIVER OIL

躉 售 市 價 (單 位 兩)—Wholesale Price (Shanghai Tls.)

| 名 稱 Name | 單 位 Unit | 年 份 Year | 一 月 Jan. | 二 月 Feb. | 三 月 March | 平 均 Qrly. Average | 四 月 April | 五 月 May | 六 月 June | 平 均 Qrly. Average | 七 月 July | 八 月 Aug. | 九 月 Sept. | 平 均 Qrly. Average | 十 月 Oct. | 十 一 月 Nov. | 十 二 月 Dec. | 平 均 Qrly. Average | 總 平 均 Year's Average | |
|--|---|-------------|-------------|-------------|--------------|-------------------------|--------------|------------|-------------|-------------------------|-------------|-------------|--------------|-------------------------|-------------|---------------|---------------|-------------------------|----------------------------|--------|
| 寶威麥精魚肝油, (英) C. L. O. Malted Extract, Kepler's, (Great Britain) | 打 (大瓶) Dozen Bottles (large size) | 十二年1923 | | | | | | | | | | | | | | | | | | |
| | | 十三年1924 | | | | | | | | | | | | | | | | | | |
| | | 十四年1925 | | | | | | | | | | | | | | | | | | |
| | | 十五年1926 | ... | ... | ... | ... | ... | ... | ... | 17.825 | 17.825 | 17.925 | 17.950 | 17.975 | 17.950 | 18.926 | 20.807 | 21.238 | 20.324 | 18.700 |
| | | 十六年1927 | 21.008 | 20.693 | 20.779 | 20.827 | 20.951 | 21.008 | 20.894 | 20.951 | 20.836 | 20.779 | 20.779 | 20.798 | 20.922 | 21.023 | 20.922 | 20.956 | 20.883 | |
| | | 十七年1928 | 20.764 | 20.678 | 20.721 | 20.721 | 20.879 | 20.833 | 20.707 | 20.806 | 20.707 | 20.667 | 20.664 | 20.679 | 20.730 | 20.773 | 20.727 | 20.743 | 20.737 | |
| | | 十八年1929 | 20.598 | 20.609 | 22.417 | 21.208 | 22.398 | 22.430 | 22.342 | 22.390 | 22.386 | 22.402 | 22.452 | 22.413 | 22.336 | 22.394 | 22.570 | 22.433 | 22.111 | |
| | | 十九年1930 | 22.473 | 24.523 | 24.591 | 23.862 | 24.588 | 26.861 | 29.516 | 26.988 | 29.919 | 30.043 | 30.064 | 30.009 | 30.002 | 29.919 | 29.854 | 29.925 | 27.696 | |
| | | 二十年1931 | 32.160 | 32.165 | 32.174 | 32.166 | 37.014 | 37.162 | 37.035 | 37.070 | 36.928 | 36.887 | 36.892 | 36.902 | 36.999 | 36.938 | 27.975 | 33.971 | 35.027 | |
| | | 廿一年1932 | 27.770 | ... | 28.052 | 27.911 | 27.329 | 27.159 | 26.920 | 27.136 | 26.750 | 25.101 | 25.214 | 25.688 | 26.299 | 26.531 | 26.738 | 26.523 | 26.814 | |

英國大瓶寶威麥精魚肝油在滬之躉售市價
 PRICE OF BRITISH KEPLER'S MALTED EXTRACT COD LIVER OIL
 民國十五年至廿一年
 1926 - 1932

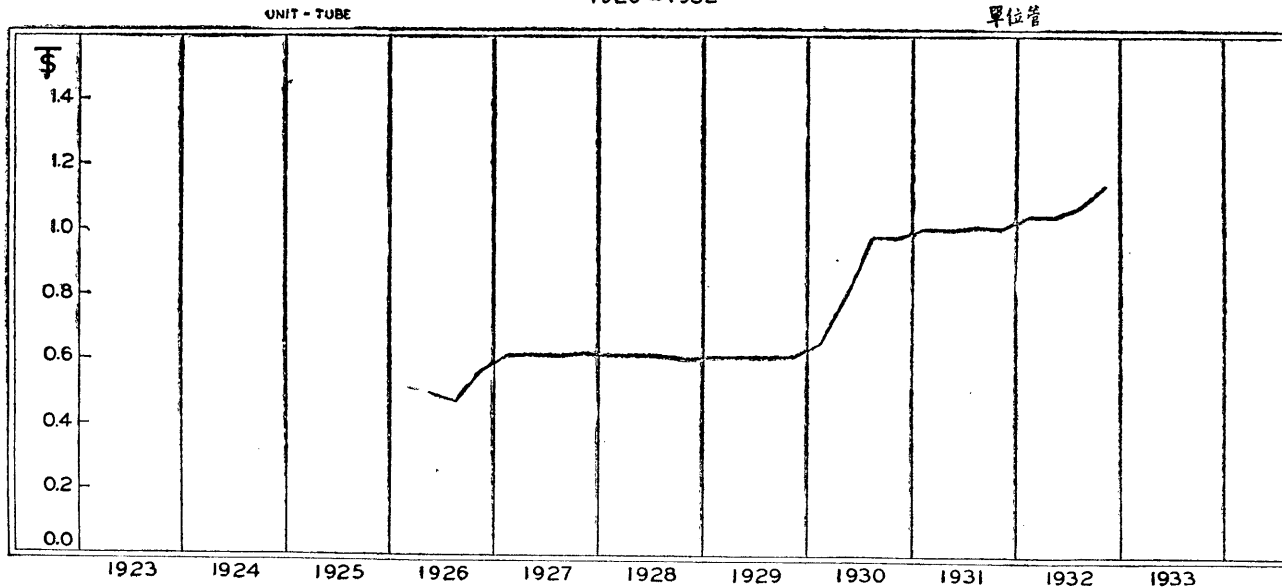


六零六針 NEOSALVARSAN

躉售市價 (單位兩) — Wholesale Price (Shanghai Tls.)

| 名稱 Name | 單位 Unit | 年份 Year | 一月 Jan. | 二月 Feb. | 三月 March | 平均 Qrly. Average | 四月 April | 五月 May | 六月 June | 平均 Qrly. Average | 七月 July | 八月 Aug. | 九月 Sept. | 平均 Qrly. Average | 十月 Oct. | 十一月 Nov. | 十二月 Dec. | 平均 Qrly. Average | 總平均 Year's Average | | |
|---|------------|------------|------------|------------|-------------|------------------------|-------------|-----------|------------|------------------------|------------|------------|-------------|------------------------|------------|-------------|-------------|------------------------|--------------------------|-------|--|
| 新六零六針藥, 0.45 (德) Neosalvarsan, 0.45 (Germany) | 管 Tube | 十二年1923 | | | | | | | | | | | | | | | | | | | |
| | | 十三年1924 | | | | | | | | | | | | | | | | | | | |
| | | 十四年1925 | | | | | | | | | | | | | | | | | | | |
| | | 十五年1926 | ... | ... | ... | ... | ... | ... | ... | 0.499 | 0.499 | 0.502 | 0.452 | 0.453 | 0.469 | 0.454 | 0.616 | 0.629 | 0.566 | 0.511 | |
| | | 十六年1927 | 0.622 | 0.613 | 0.615 | 0.617 | 0.620 | 0.622 | 0.619 | 0.620 | 0.617 | 0.615 | 0.615 | 0.616 | 0.620 | 0.623 | 0.620 | 0.620 | 0.621 | 0.619 | |
| | | 十七年1928 | 0.615 | 0.612 | 0.614 | 0.614 | 0.618 | 0.617 | 0.613 | 0.616 | 0.613 | 0.612 | 0.612 | 0.612 | 0.614 | 0.579 | 0.614 | 0.602 | 0.611 | | |
| | | 十八年1929 | 0.610 | 0.610 | 0.611 | 0.610 | 0.610 | 0.611 | 0.609 | 0.610 | 0.610 | 0.610 | 0.612 | 0.610 | 0.612 | 0.614 | 0.615 | 0.614 | 0.611 | | |
| | | 十九年1930 | 0.613 | 0.675 | 0.677 | 0.655 | 0.720 | 0.721 | 0.967 | 0.803 | 0.980 | 0.984 | 0.935 | 0.983 | 0.983 | 0.980 | 0.978 | 0.980 | 0.855 | | |
| | | 二十年1931 | 1.033 | 1.156 | 1.157 | 1.115 | 1.054 | 1.059 | 1.154 | 1.089 | 1.146 | 1.145 | 1.145 | 1.145 | 1.149 | 1.052 | 1.050 | 1.084 | 1.108 | | |
| | | 廿一年1932 | 1.042 | ... | 1.052 | 1.047 | 1.025 | 1.054 | 1.048 | 1.042 | 1.073 | 1.066 | 1.071 | 1.070 | 1.087 | 1.167 | 1.176 | 1.143 | 1.075 | | |

德國新六零六針藥在滬之躉售市價
PRICE OF GERMAN NEOSALVARSAN
民國十五年至廿一年
1926 - 1932



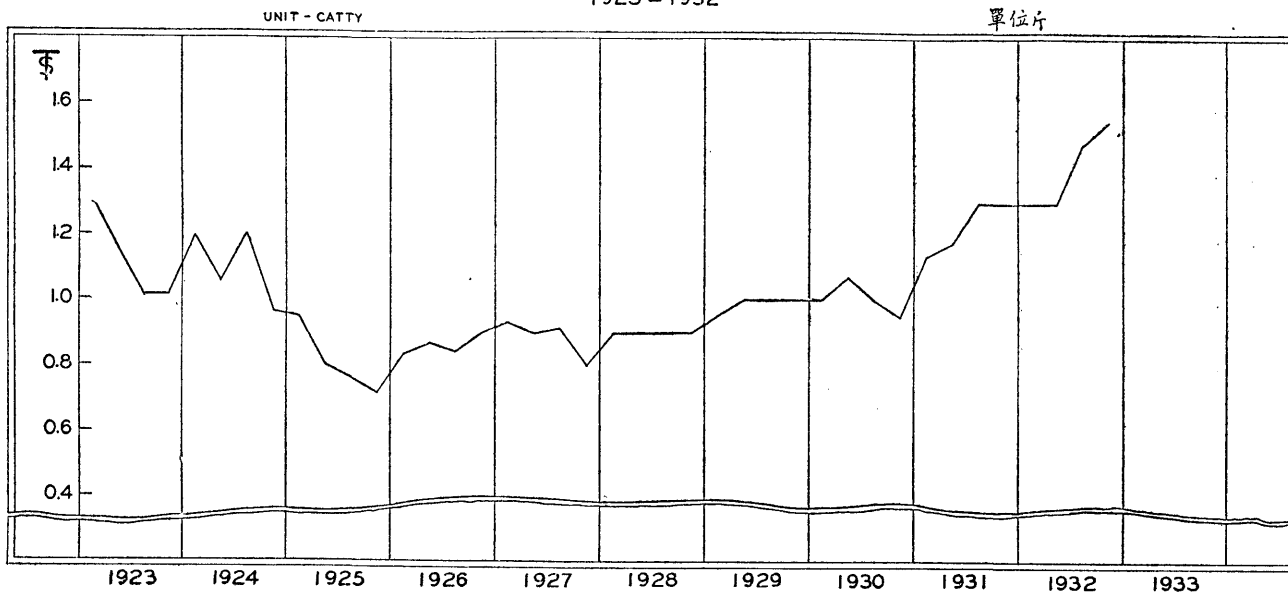
XI 染料,顏料及漆油 DYES, PIGMENTS & PAINTS

染料 DYES

躉售市價 (單位兩) — Wholesale Price (Shanghai Tls.)

| 名稱 Name | 單位 Unit | 年份 Year | 一月 Jan. | 二月 Feb. | 三月 March | 平均 Qrly. Average | 四月 April | 五月 May | 六月 June | 平均 Qrly. Average | 七月 July | 八月 Aug. | 九月 Sept. | 平均 Qrly. Average | 十月 Oct. | 十一月 Nov. | 十二月 Dec. | 平均 Qrly. Average | 總平均 Year's Average | |
|--|------------|------------|------------|------------|-------------|------------------------|-------------|-----------|------------|------------------------|------------|------------|-------------|------------------------|------------|-------------|-------------|------------------------|--------------------------|-------|
| 硃紅,拜耳三仙 (德) Dye, Congo Red, 841, Bayer (Germany) | 斤 Catty | 十二年1923 | 1.200 | 1.400 | 1.325 | 1.308 | 1.225 | 1.150 | 1.095 | 1.157 | 1.037 | 1.000 | 1.008 | 1.015 | 1.200 | 1.200 | 1.204 | 1.081 | 1.140 | |
| | | 十三年1924 | 1.194 | 1.200 | 1.190 | 1.195 | 1.175 | 1.000 | 1.000 | 1.058 | 1.150 | 1.250 | 1.200 | 1.200 | 1.000 | 0.950 | 0.950 | 0.967 | 1.105 | |
| | | 十四年1925 | 0.953 | 0.950 | 0.950 | 0.950 | 0.800 | 0.800 | ... | 0.800 | 0.800 | 0.750 | 0.750 | 0.767 | 0.700 | 0.750 | 0.700 | 0.717 | 0.809 | |
| | | 十五年1926 | 0.700 | 0.900 | 0.900 | 0.833 | 0.900 | 0.850 | 0.850 | 0.867 | 0.840 | 0.845 | 0.840 | 0.842 | 0.900 | 0.900 | 0.900 | 0.900 | 0.900 | 0.861 |
| | | 十六年1927 | 0.900 | 0.900 | 0.950 | 0.933 | 0.900 | 0.900 | 0.900 | 0.900 | 0.920 | 0.920 | 0.900 | 0.913 | 0.900 | 0.900 | 0.900 | 0.900 | 0.900 | 0.912 |
| | | 十七年1928 | 0.900 | 0.900 | 0.900 | 0.900 | 0.900 | 0.900 | 0.900 | 0.900 | 0.900 | 0.900 | 0.900 | 0.900 | 0.900 | 0.900 | 0.900 | 0.900 | 0.900 | 0.900 |
| | | 十八年1929 | 0.900 | 0.950 | 1.000 | 0.950 | 1.000 | 1.000 | 1.000 | 1.000 | 1.000 | 1.000 | 1.000 | 1.000 | 1.000 | 1.000 | 1.000 | 1.000 | 1.000 | 0.988 |
| | | 十九年1930 | 1.000 | 1.000 | 1.000 | 1.000 | 1.000 | 1.000 | 1.200 | 1.067 | ... | 1.000 | 0.988 | 0.994 | 0.950 | 0.950 | 0.940 | 0.947 | 1.002 | |
| | | 二十年1931 | 1.050 | 1.175 | 1.175 | 1.133 | 1.150 | 1.150 | 1.225 | 1.175 | 1.300 | 1.300 | 1.300 | 1.300 | 1.300 | 1.300 | 1.300 | 1.300 | 1.300 | 1.300 |
| | | 廿一年1932 | 1.300 | ... | 1.300 | 1.300 | 1.300 | 1.300 | 1.300 | 1.300 | 1.300 | 1.400 | 1.475 | 1.550 | 1.475 | 1.550 | 1.550 | 1.550 | 1.550 | 1.550 |

德國拜耳三仙牌硃紅染料在滬之躉售市價
PRICE OF GERMAN CONGO RED DYE
民國十二年至廿一年
1923 - 1932

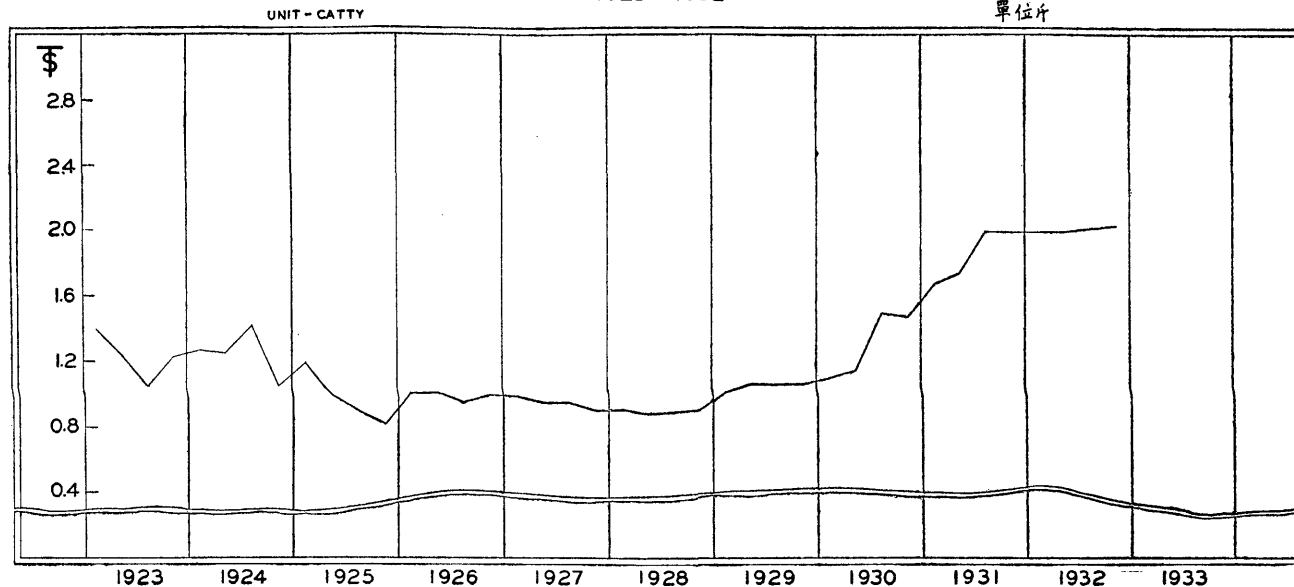


染料 DYES

躉售市價 (單位兩) — Wholesale Price (Shangha. Tls.)

| 名稱 Name | 單位 Unit | 年份 Year | 一月 Jan. | 二月 Feb. | 三月 March | 平均 Qrly. Average | 四月 April | 五月 May | 六月 June | 平均 Qrly. Average | 七月 July | 八月 Aug. | 九月 Sept. | 平均 Qrly. Average | 十月 Oct. | 十一月 Nov. | 十二月 Dec. | 平均 Qrly. Average | 總平均 Year's Average | | |
|---|------------|------------|------------|------------|-------------|------------------------|-------------|-----------|------------|------------------------|------------|------------|-------------|------------------------|------------|-------------|-------------|------------------------|--------------------------|-------|-------|
| 靛藍, 拜耳天官 (德) Dye, Blue, 5 B., Bayer (Germany) | 斤 Catty | 十二年1923 | 1.275 | 1.500 | 1.425 | 1.400 | 1.350 | 1.225 | 1.145 | 1.240 | 1.125 | 1.025 | 0.998 | 1.049 | 1.187 | 1.250 | 1.250 | 1.229 | 1.229 | | |
| | | 十三年1924 | 1.250 | 1.275 | 1.300 | 1.275 | 1.287 | 1.275 | 1.250 | 1.271 | 1.325 | 1.450 | 1.400 | 1.392 | 1.000 | 1.000 | 1.050 | 1.017 | 1.239 | | |
| | | 十四年1925 | 1.200 | 1.200 | 1.200 | 1.200 | 1.000 | 1.000 | ... | 1.000 | 1.000 | 0.850 | 0.850 | 0.900 | 0.850 | 0.850 | 0.470 | 0.813 | 0.978 | | |
| | | 十五年1926 | 0.850 | 1.100 | 1.100 | 1.017 | 1.050 | ... | 1.000 | 1.025 | 1.000 | 0.950 | 0.950 | 0.967 | 1.000 | 1.000 | 1.000 | 1.000 | 1.000 | 1.002 | |
| | | 十六年1927 | 1.000 | 1.000 | 0.950 | 0.983 | 0.950 | 0.950 | 0.950 | 0.950 | 0.950 | 0.950 | 0.950 | 0.950 | 0.950 | 0.900 | 0.900 | 0.900 | 0.900 | 0.900 | 0.946 |
| | | 十七年1928 | 0.900 | 0.900 | 0.900 | 0.900 | 0.900 | 0.900 | 0.876 | 0.875 | 0.883 | 0.900 | 0.900 | 0.875 | 0.892 | 0.900 | 0.900 | 0.900 | 0.900 | 0.900 | 0.894 |
| | | 十八年1929 | 0.950 | 1.005 | 1.050 | 1.002 | 1.060 | 1.060 | 1.060 | 1.060 | 1.060 | 1.060 | 1.060 | 1.060 | 1.060 | 1.060 | 1.060 | 1.060 | 1.060 | 1.060 | 1.046 |
| | | 十九年1930 | 1.100 | 1.100 | 1.100 | 1.100 | 1.100 | 1.100 | 1.100 | 1.300 | 1.167 | 1.600 | 1.575 | 1.525 | 1.567 | 1.500 | 1.475 | 1.450 | 1.475 | 1.327 | |
| | | 二十年1931 | 1.550 | 1.750 | 1.750 | 1.683 | 1.700 | 1.700 | 1.850 | 1.750 | 2.000 | 2.000 | 2.000 | 2.000 | 2.000 | 2.000 | 2.000 | 2.000 | 2.000 | 2.000 | 1.858 |
| | | 廿一年1932 | 2.000 | ... | 2.000 | 2.000 | 2.000 | 2.000 | 2.000 | 2.000 | 2.000 | 2.000 | 2.100 | 2.200 | 2.100 | 2.200 | 2.200 | 2.200 | 2.200 | 2.200 | 2.075 |

德國拜耳天官牌靛藍染料在滬之躉售市價
PRICE OF GERMAN BLUE DYE
民國十二年至廿一年
1923 - 1932

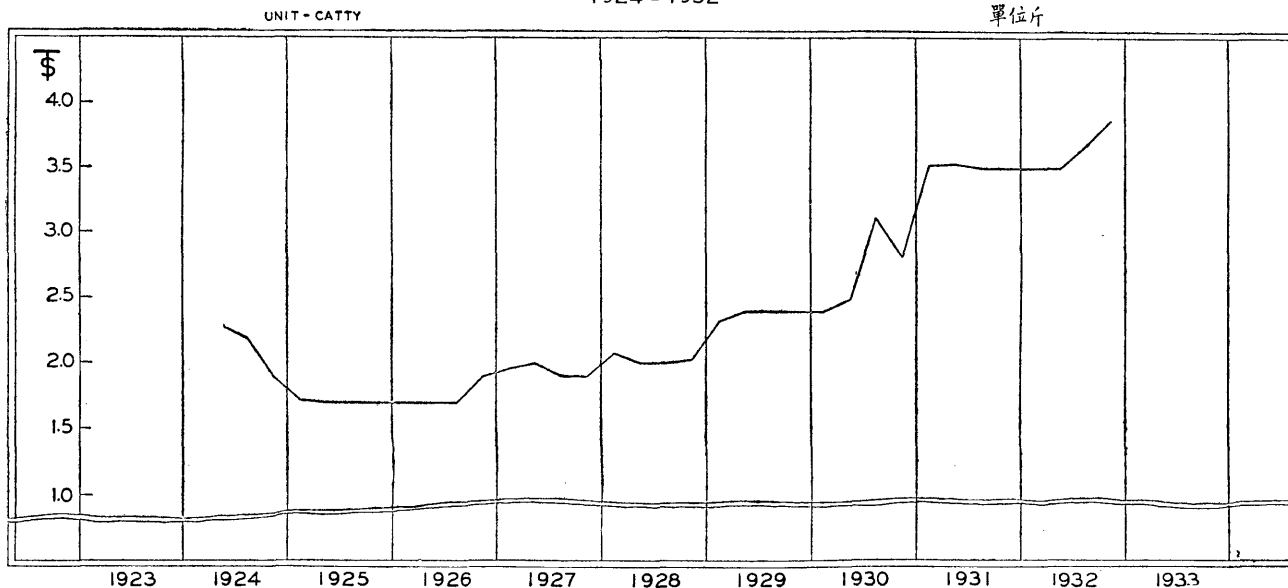


染料 DYES

躉售市價 (單位兩) — Wholesale Price (Shanghai Tls.)

| 名稱 Name | 單位 Unit | 年份 Year | 一月 Jan. | 二月 Feb. | 三月 March | 平均 Qrly. Average | 四月 April | 五月 May | 六月 June | 平均 Qrly. Average | 七月 July | 八月 Aug. | 九月 Sept. | 平均 Qrly. Average | 十月 Oct. | 十一月 Nov. | 十二月 Dec. | 平均 Qrly. Average | 總平均 Year's Average | | |
|--|------------|------------|------------|------------|-------------|------------------------|-------------|-----------|------------|------------------------|------------|------------|-------------|------------------------|------------|-------------|-------------|------------------------|--------------------------|-------|-------|
| 白謙信孔雀 (德) Dye, Dianil, Blue G., M.L.B. (Germany) | 斤 Catty | 十二年1923 | | | | | | | | | | | | | | | | | | | |
| | | 十三年1924 | | | | | | 2.300 | 2.325 | 2.200 | 2.275 | 2.100 | 2.100 | 2.100 | 2.100 | 2.000 | 1.833 | 1.833 | 1.889 | | |
| | | 十四年1925 | 1.750 | 1.700 | 1.700 | 1.717 | 1.700 | 1.700 | ... | 1.700 | 1.700 | 1.700 | 1.700 | 1.700 | 1.700 | 1.700 | 1.700 | 1.700 | 1.700 | 1.704 | |
| | | 十五年1926 | 1.700 | 1.700 | 1.700 | 1.700 | 1.700 | 1.700 | 1.700 | 1.700 | 1.700 | 1.700 | 1.700 | 1.700 | 1.700 | 1.900 | 1.900 | 1.900 | 1.900 | 1.750 | |
| | | 十六年1927 | 1.900 | 2.000 | 2.000 | 1.967 | 2.000 | 2.000 | 2.000 | 2.000 | 2.000 | 1.900 | 1.900 | 1.900 | 1.900 | 1.000 | 1.900 | 1.900 | 1.900 | 1.942 | |
| | | 十七年1928 | 2.000 | 2.150 | 2.100 | 2.083 | 2.000 | 2.000 | 2.000 | 2.000 | 2.000 | 2.000 | 2.000 | 2.000 | 2.000 | 2.000 | 2.000 | 2.100 | 2.033 | 2.029 | |
| | | 十八年1929 | 2.100 | 2.460 | 2.400 | 2.320 | 2.400 | 2.400 | 2.400 | 2.400 | 2.400 | 2.400 | 2.400 | 2.400 | 2.400 | 2.400 | 2.400 | 2.400 | 2.400 | 2.400 | 2.380 |
| | | 十九年1930 | 2.400 | 2.400 | 2.400 | 2.400 | 2.400 | 2.400 | 2.400 | 2.700 | 2.500 | 3.175 | 3.200 | 2.975 | 3.117 | 2.850 | 2.800 | 2.850 | 2.833 | 2.713 | |
| | | 二十年1931 | 3.275 | 3.600 | 3.700 | 3.525 | 3.600 | 3.500 | 3.500 | 3.500 | 3.533 | 3.500 | 3.500 | 3.500 | 3.500 | 3.500 | 3.500 | 3.500 | 3.500 | 3.500 | 3.514 |
| | | 廿一年1932 | 3.500 | ... | 3.500 | 3.500 | 3.500 | 3.500 | 3.500 | 3.500 | 3.500 | 3.500 | 3.650 | 3.850 | 3.667 | 3.850 | 3.850 | 3.850 | 3.850 | 3.850 | 3.629 |

德國謙信孔雀牌藍白染料在滬之躉售市價
PRICE OF GERMAN DIANIL BLUE DYE
民國十二年至廿一年
1924 - 1932

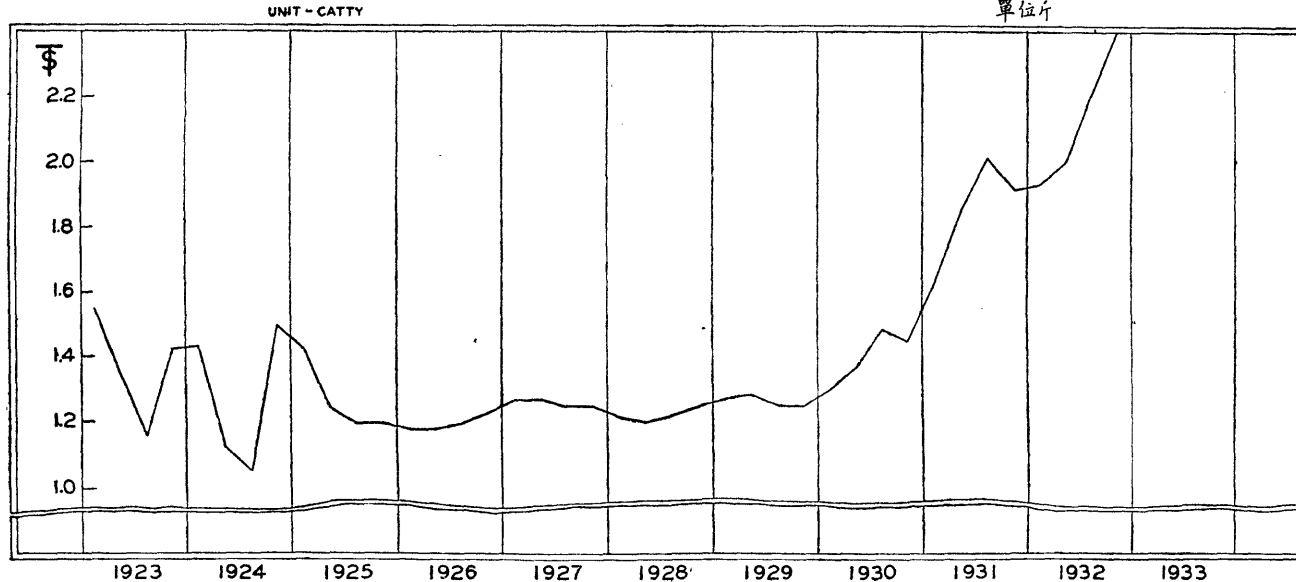


染料 DYES

躉售市價(單位兩)—Wholesale Price (Shanghai Tls.)

| 名稱 Name | 單位 Unit | 年份 Year | 一月 Jan. | 二月 Feb. | 三月 March | 平均 Qrly. Average | 四月 April | 五月 May | 六月 June | 平均 Qrly. Average | 七月 July | 八月 Aug. | 九月 Sept. | 平均 Qrly. Average | 十月 Oct. | 十一月 Nov. | 十二月 Dec. | 平均 Qrly. Average | 總平均 Year's Average | | |
|--|------------|------------|------------|------------|-------------|------------------------|-------------|-----------|------------|------------------------|------------|------------|-------------|------------------------|------------|-------------|-------------|------------------------|--------------------------|-------|-------|
| 元色,愛禮斯和合 (德) Dye, Cotton, Extra Black, Badische (Germany) | 斤 Catty | 十二年1923 | 1.325 | 1.700 | 1.625 | 1.550 | 1.425 | 1.362 | 1.250 | 1.346 | 1.162 | 1.137 | 1.180 | 1.160 | 1.350 | 1.450 | 1.480 | 1.427 | 1.121 | | |
| | | 十三年1924 | 1.450 | 1.450 | 1.412 | 1.437 | 1.350 | 1.025 | 1.025 | 1.133 | 1.075 | 1.100 | 1.000 | 1.058 | 1.500 | 1.500 | 1.500 | 1.500 | 1.500 | 1.282 | |
| | | 十四年1925 | 1.400 | 1.500 | 1.400 | 1.433 | 1.250 | 1.250 | ... | 1.250 | 1.200 | 1.200 | 1.200 | 1.200 | 1.200 | 1.200 | 1.200 | 1.200 | 1.200 | 1.200 | 1.271 |
| | | 十五年1926 | 1.200 | 1.200 | 1.150 | 1.183 | 1.200 | 1.150 | 1.200 | 1.183 | 1.200 | 1.200 | 1.200 | 1.200 | 1.200 | 1.250 | 1.250 | 1.200 | 1.233 | 1.200 | |
| | | 十六年1927 | 1.200 | 1.300 | 1.300 | 1.267 | 1.300 | 1.250 | 1.250 | 1.267 | 1.250 | 1.250 | 1.250 | 1.250 | 1.250 | 1.250 | 1.250 | 1.250 | 1.250 | 1.250 | 1.259 |
| | | 十七年1928 | 1.250 | 1.200 | 1.200 | 1.217 | 1.200 | 1.200 | 1.200 | 1.200 | 1.200 | 1.225 | 1.200 | 1.200 | 1.208 | 1.250 | 1.250 | 1.250 | 1.250 | 1.250 | 1.219 |
| | | 十八年1929 | 1.250 | 1.275 | 1.300 | 1.275 | 1.250 | 1.300 | 1.300 | 1.283 | 1.250 | 1.250 | 1.250 | 1.250 | 1.250 | 1.250 | 1.250 | 1.250 | 1.250 | 1.250 | 1.265 |
| | | 十九年1930 | 1.300 | 1.300 | 1.300 | 1.300 | 1.300 | 1.300 | 1.300 | 1.500 | 1.367 | 1.525 | 1.450 | 1.475 | 1.483 | 1.475 | 1.425 | 1.450 | 1.450 | 1.450 | 1.400 |
| | | 二十年1931 | 1.550 | 1.650 | 1.700 | 1.633 | 1.725 | 1.750 | 2.100 | 1.858 | 2.500 | 2.000 | 2.000 | 2.000 | 2.017 | 2.000 | 1.900 | 1.850 | 1.917 | 1.856 | |
| | | 廿一年1932 | 1.900 | ... | 1.950 | 1.925 | 2.000 | 2.000 | 2.000 | 2.000 | 2.000 | 2.000 | 2.200 | 2.400 | 2.200 | 2.400 | 2.400 | 2.400 | 2.400 | 2.400 | 2.131 |

德國愛禮斯和合牌元色染料在滬之躉售市價
PRICE OF GERMAN COTTON BLACK DYE
民國十二年至廿一年
1923 - 1932

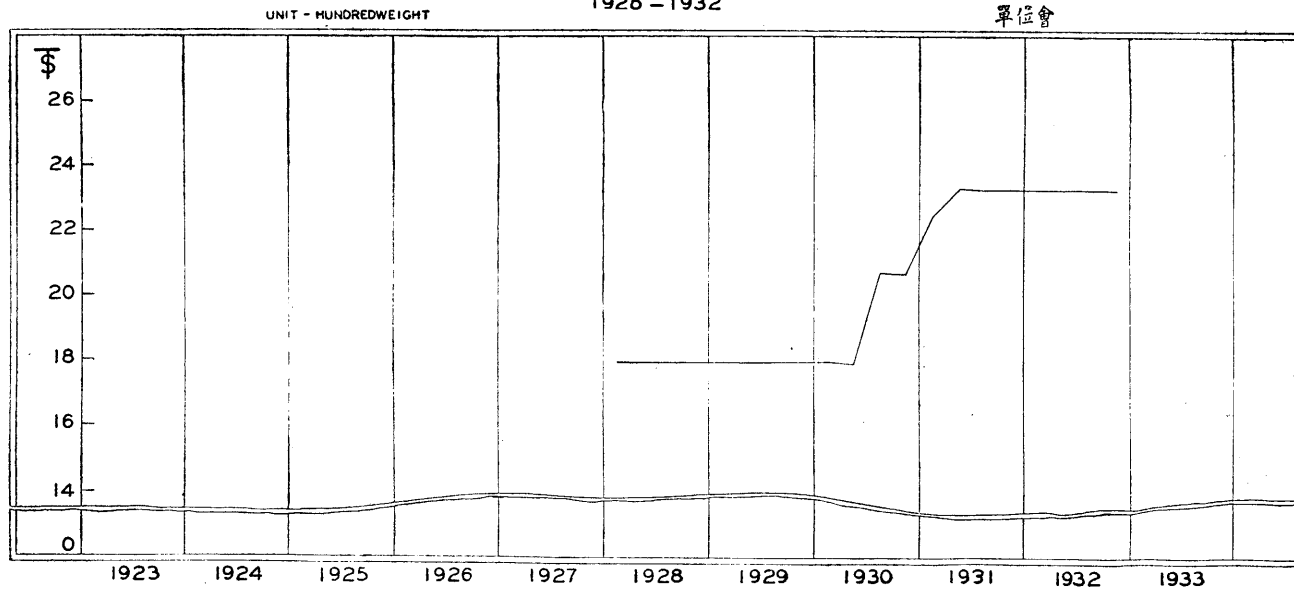


顏料 PIGMENTS

躉售市價 (單位兩)—Wholesale Price (Shanghai Tls.)

| 名稱 Name | 單位 Unit | 年份 Year | 一月 Jan. | 二月 Feb. | 三月 March | 平均 Qrly. Average | 四月 April | 五月 May | 六月 June | 平均 Qrly. Average | 七月 July | 八月 Aug. | 九月 Sept. | 平均 Qrly. Average | 十月 Oct. | 十一月 Nov. | 十二月 Dec. | 平均 Qrly. Average | 總平均 Year's Average | | |
|--|------------|------------|------------|------------|-------------|------------------------|-------------|-----------|------------|------------------------|------------|------------|-------------|------------------------|------------|-------------|-------------|------------------------|--------------------------|--------|--------|
| 紅丹, AA, 飛虎牌 (上海) Lead, Red, AA, Winged Tiger Brand. Shanghai (China) | 會 cwt. | 十二年1923 | | | | | | | | | | | | | | | | | | | |
| | | 十三年1924 | | | | | | | | | | | | | | | | | | | |
| | | 十四年1925 | | | | | | | | | | | | | | | | | | | |
| | | 十五年1926 | | | | | | | | | | | | | | | | | | | |
| | | 十六年1927 | | | | | | | | | | | | | | | | | | | |
| | | 十七年1928 | 18.000 | 18.000 | 18.000 | 18.000 | 18.000 | 18.000 | 18.000 | 18.000 | 18.000 | 18.000 | 18.000 | 18.000 | 18.000 | 18.000 | 18.000 | 18.000 | 18.000 | 18.000 | 18.000 |
| | | 十八年1929 | 18.000 | 18.000 | 18.000 | 18.000 | 18.000 | 18.000 | 18.000 | 18.000 | 18.000 | 18.000 | 18.000 | 18.000 | 18.000 | 18.000 | 18.000 | 18.000 | 18.000 | 18.000 | 18.000 |
| | | 十九年1930 | 18.000 | 18.000 | 18.000 | 18.000 | 18.000 | 18.000 | 17.950 | 17.900 | 17.950 | 20.750 | 20.750 | 20.750 | 20.750 | 20.750 | 20.750 | 20.750 | 20.750 | 20.750 | 19.363 |
| | | 二十年1931 | 20.750 | 23.300 | 23.300 | 22.450 | 23.300 | 23.300 | 23.300 | 23.300 | 23.300 | 23.300 | 23.300 | 23.300 | 23.300 | 23.300 | 23.300 | 23.300 | 23.300 | 23.300 | 23.087 |
| | | 廿一年1932 | 23.300 | ... | 23.300 | 23.300 | 23.300 | 23.300 | 23.300 | 23.300 | 23.300 | 23.300 | 23.300 | 23.300 | 23.300 | 23.300 | 23.300 | 23.300 | 23.300 | 23.300 | 23.300 |

上海飛虎牌紅丹之躉售市價
PRICE OF SHANGHAI WINGED TIGER BRAND RED LEAD
民國十七年至廿一年
1928 - 1932



顏料 PIGMENTS

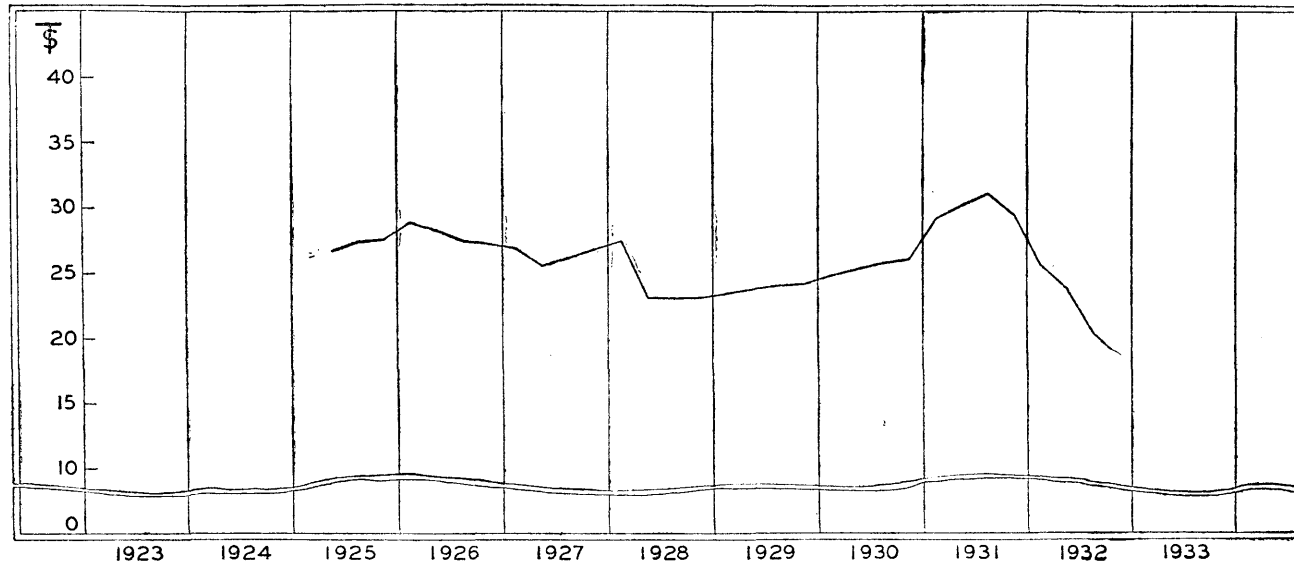
躉售市價 (單位兩) — Wholesale Price (Shanghai Tls.)

| 名稱 Name | 單位 Unit | 年份 Year | 一月 Jan. | 二月 Feb. | 三月 March | 平均 Qrly. Average | 四月 April | 五月 May | 六月 June | 平均 Qrly. Average | 七月 July | 八月 Aug. | 九月 Sept. | 平均 Qrly. Average | 十月 Oct. | 十一月 Nov. | 十二月 Dec. | 平均 Qrly. Average | 總平均 Year's Average | | |
|---|----------------|------------|------------|------------|-------------|------------------------|-------------|-----------|------------|------------------------|------------|------------|-------------|------------------------|------------|-------------|-------------|------------------------|--------------------------|--------|--|
| 黃丹, 大益 Lead, Yellow, Tai Yeh (China) | 二担 2 Piculs | 十二年1923 | | | | | | | | | | | | | | | | | | | |
| | | 十三年1924 | | | | | | | | | | | | | | | | | | | |
| | | 十四年1925 | | | | | | 26.000 | 27.200 | ... | 26.600 | 28.000 | 27.000 | 27.000 | 27.333 | 27.000 | 27.500 | 28.000 | 27.500 | | |
| | | 十五年1926 | 28.500 | 29.000 | 29.000 | 28.833 | 28.000 | 28.000 | 28.500 | 28.167 | 28.200 | 28.000 | 26.000 | 27.400 | 25.800 | 28.000 | 28.000 | 27.267 | 27.919 | | |
| | | 十六年1927 | 27.500 | 28.000 | 25.400 | 26.967 | 25.500 | 25.500 | 26.000 | 25.667 | 26.000 | 26.000 | 26.500 | 26.167 | 26.800 | 26.800 | 27.000 | 26.867 | 26.417 | | |
| | | 十七年1928 | 27.000 | 27.200 | 28.000 | 27.400 | 23.000 | 23.800 | 23.000 | 23.267 | 23.250 | 23.250 | 23.000 | 23.167 | 23.000 | 23.500 | 23.250 | 23.250 | 23.250 | 24.271 | |
| | | 十八年1929 | 23.500 | 23.500 | 23.500 | 23.500 | 23.750 | 25.750 | 24.000 | 23.833 | 23.800 | 24.000 | 24.250 | 24.017 | 24.500 | 24.250 | 24.400 | 24.333 | 23.933 | | |
| | | 十九年1930 | 24.550 | 24.750 | 25.100 | 24.800 | 25.250 | 25.500 | 25.550 | 25.433 | 26.650 | 25.800 | 26.050 | 25.833 | 26.200 | 26.100 | 26.100 | 26.133 | 25.550 | | |
| | | 二十年1931 | 26.650 | 26.800 | 27.750 | 27.067 | 29.250 | 30.500 | 31.250 | 30.333 | 31.500 | 31.000 | 31.500 | 31.333 | 30.750 | 30.000 | 28.250 | 29.667 | 30.146 | | |
| | | 廿一年1932 | 26.250 | ... | 25.250 | 25.750 | 25.000 | 24.250 | 22.500 | 23.917 | 21.250 | 20.750 | 20.000 | 20.667 | 19.000 | 18.750 | 18.250 | 18.667 | 22.250 | | |

上海大益黃丹之躉售市價
PRICE OF TAI YEH YELLOW LEAD
民國十四年至廿一年
1925 - 1932

UNIT - 2 PICULS

單位二擔

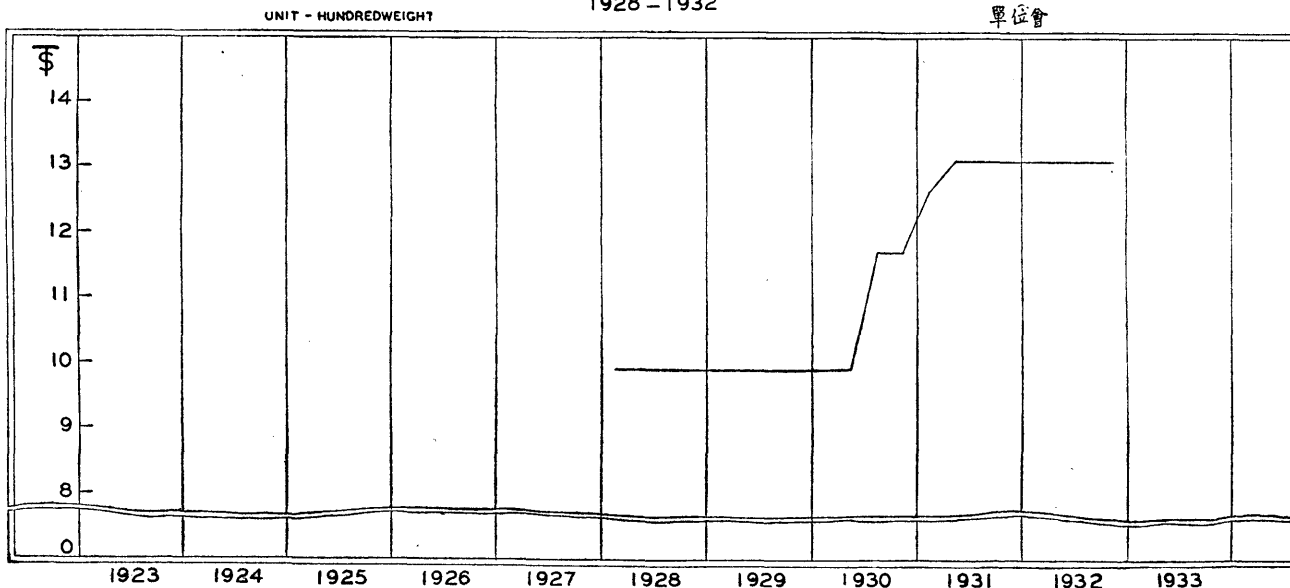


顏料 PIGMENTS

躉售市價 (單位兩)—Wholesale Price (Shanghai Tls.)

| 名稱 Name | 單位 Unit | 年份 Year | 一月 Jan. | 二月 Feb. | 三月 March | 平均 Qrly. Average | 四月 April | 五月 May | 六月 June | 平均 Qrly. Average | 七月 July | 八月 Aug. | 九月 Sept. | 平均 Qrly. Average | 十月 Oct. | 十一月 Nov. | 十二月 Dec. | 平均 Qrly. Average | 總平均 Year's Average | | | |
|---|------------|------------|------------|------------|-------------|------------------------|-------------|-----------|------------|------------------------|------------|------------|-------------|------------------------|------------|-------------|-------------|------------------------|--------------------------|--------|--------|--------|
| 鐵丹, 飛虎牌 Iron, Red, Winged Tiger Brand (China) | 會 cwt. | 十二年1923 | | | | | | | | | | | | | | | | | | | | |
| | | 十三年1924 | | | | | | | | | | | | | | | | | | | | |
| | | 十四年1925 | | | | | | | | | | | | | | | | | | | | |
| | | 十五年1926 | | | | | | | | | | | | | | | | | | | | |
| | | 十六年1927 | | | | | | | | | | | | | | | | | | | | |
| | | 十七年1928 | 9.900 | 9.900 | 9.900 | 9.900 | 9.900 | 9.900 | 9.900 | 9.900 | 9.900 | 9.900 | 9.900 | 9.900 | 9.900 | 9.900 | 9.900 | 9.900 | 9.900 | 9.900 | 9.900 | |
| | | 十八年1929 | 9.900 | 9.900 | 9.900 | 9.900 | 9.900 | 9.900 | 9.900 | 9.900 | 9.900 | 9.900 | 9.900 | 9.900 | 9.900 | 9.900 | 9.900 | 9.900 | 9.900 | 9.900 | 9.900 | |
| | | 十九年1930 | 9.900 | 9.900 | 9.900 | 9.900 | 9.900 | 9.900 | 9.900 | ... | ... | 9.900 | 11.700 | 11.700 | 11.700 | 11.700 | 11.700 | 11.700 | 11.700 | 11.700 | 11.700 | 10.800 |
| | | 二十年1931 | 11.700 | 13.100 | 13.100 | 12.633 | 13.100 | 13.100 | 13.100 | 13.100 | 13.100 | 13.100 | 13.100 | 13.100 | 13.100 | 13.100 | 13.100 | 13.100 | 13.100 | 13.100 | 13.100 | 12.983 |
| | | 廿一年1932 | 13.100 | ... | 13.100 | 13.100 | 13.100 | 13.100 | 13.100 | 13.100 | 13.100 | 13.100 | 13.100 | 13.100 | 13.100 | 13.100 | 13.100 | 13.100 | 13.100 | 13.100 | 13.100 | 13.100 |

上海飛虎牌鐵丹之躉售市價
PRICE OF WINGED TIGER BRAND RED IRON
民國十七年至廿一年
1928 - 1932



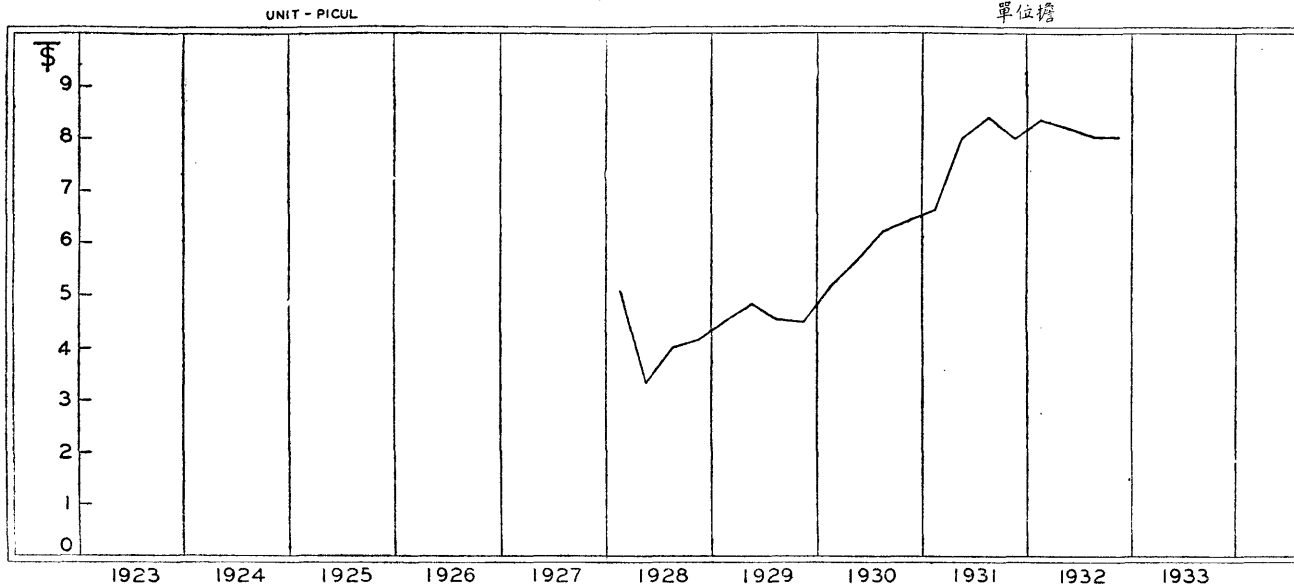
顏料 PIGMENTS

躉售市價 (單位兩)—Wholesale Price (Shanghai Tls.)

| 名稱 Name | 單位 Unit | 年份 Year | 一月 Jan. | 二月 Feb. | 三月 March | 平均 Qrly. Average | 四月 April | 五月 May | 六月 June | 平均 Qrly. Average | 七月 July | 八月 Aug. | 九月 Sept. | 平均 Qrly. Average | 十月 Oct. | 十一月 Nov. | 十二月 Dec. | 平均 Qrly. Average | 總平均 Year's Average | | |
|--|------------|------------|------------|------------|-------------|------------------------|-------------|-----------|------------|------------------------|------------|------------|-------------|------------------------|------------|-------------|-------------|------------------------|--------------------------|-------|--|
| 松烟 (漢口) Carbon Black, Hankow (China) | 担 Picul | 十二年1923 | | | | | | | | | | | | | | | | | | | |
| | | 十三年1924 | | | | | | | | | | | | | | | | | | | |
| | | 十四年1925 | | | | | | | | | | | | | | | | | | | |
| | | 十五年1926 | | | | | | | | | | | | | | | | | | | |
| | | 十六年1927 | 4.500 | 5.000 | 5.000 | 4.833 | 5.000 | 5.000 | 6.000 | 5.333 | | | | | | | | | | | |
| | | 十七年1928 | 4.800 | 5.000 | 5.500 | 5.100 | 3.000 | 3.350 | 3.650 | 3.333 | 4.000 | 4.000 | 4.000 | 4.000 | 4.000 | 4.500 | 4.000 | 4.000 | 4.167 | 4.150 | |
| | | 十八年1929 | 4.500 | 4.500 | 4.500 | 4.500 | 4.750 | 5.000 | 4.800 | 4.850 | 4.500 | 4.650 | 4.500 | 4.550 | 4.500 | 4.500 | 4.500 | 4.500 | 4.500 | 4.600 | |
| | | 十九年1930 | 5.000 | 5.200 | 5.300 | 5.167 | 5.500 | 5.500 | 6.000 | 5.667 | 6.000 | 6.250 | 6.500 | 6.250 | 6.350 | 6.500 | 6.500 | 6.450 | 6.450 | 5.884 | |
| | | 二十年1931 | 6.500 | 6.500 | 7.000 | 6.667 | 7.500 | 8.000 | 8.500 | 8.000 | 8.500 | 8.500 | 8.500 | 8.250 | 8.417 | 8.150 | 7.900 | 7.950 | 8.000 | 7.771 | |
| | | 廿一年1932 | 8.300 | ... | 8.400 | 8.350 | 8.300 | 8.250 | 8.100 | 8.217 | 8.000 | 8.000 | 8.000 | 8.000 | 8.000 | 8.000 | 8.000 | 8.000 | 8.000 | 8.142 | |

上海漢口松烟之躉售市價
PRICE OF HANKOW CARBON BLACK

民國十七年至廿一年
1928 - 1932

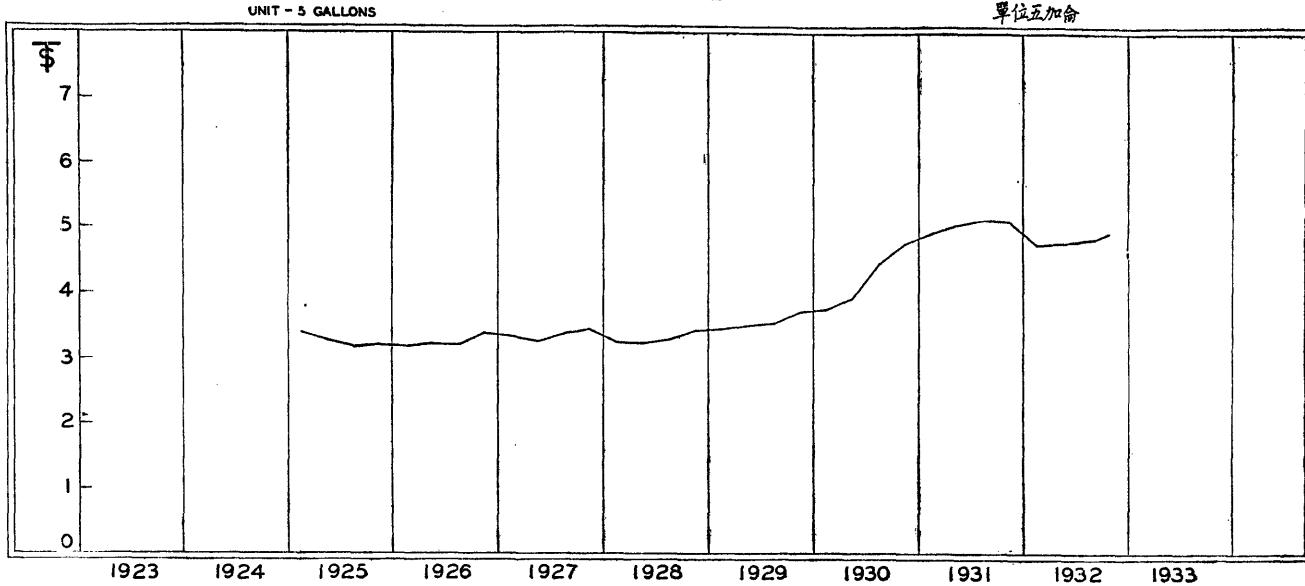


漆 油 PAINT OIL

躉售市價 (單位兩)—Wholesale Price (Shanghai Tls.)

| 名稱 Name | 單位 Unit | 年份 Year | 一月 Jan. | 二月 Feb. | 三月 March | 平均 Qrly. Average | 四月 April | 五月 May | 六月 June | 平均 Qrly. Average | 七月 July | 八月 Aug. | 九月 Sept. | 平均 Qrly. Average | 十月 Oct. | 十一月 Nov. | 十二月 Dec. | 平均 Qrly. Average | 總平均 Year's Average | | |
|--|------------------|------------|------------|------------|-------------|------------------------|-------------|-----------|------------|------------------------|------------|------------|-------------|------------------------|------------|-------------|-------------|------------------------|--------------------------|--|--|
| 漆油, 熟, 鳥牌 (上海) Oil, Paint Shanghai (China) | 五加侖 5 Gallons | 十二年1923 | | | | | | | | | | | | | | | | | | | |
| | | 十三年1924 | | | | | | | | | | | | | | | | | | | |
| | | 十四年1925 | 3.500 | 3.400 | 3.300 | 3.400 | 3.300 | 3.150 | 3.400 | 3.288 | 3.195 | 3.000 | 3.375 | 3.190 | 3.125 | 3.250 | 3.250 | 3.208 | 3.270 | | |
| | | 十五年1926 | 3.150 | 3.275 | 3.150 | 3.192 | 3.250 | 3.200 | 3.200 | 3.217 | 3.200 | 3.200 | 3.200 | 3.200 | 3.250 | 3.500 | 3.400 | 3.388 | 3.248 | | |
| | | 十六年1927 | 3.250 | 3.400 | 3.325 | 3.325 | 3.325 | 3.225 | 3.225 | 3.258 | 3.350 | 3.450 | 3.325 | 3.375 | 3.450 | 3.450 | 3.400 | 3.433 | 3.348 | | |
| | | 十七年1928 | 3.250 | 3.250 | 3.225 | 3.242 | 3.250 | 3.225 | 3.175 | 3.217 | 3.200 | 3.200 | 3.350 | 3.275 | 3.525 | 3.472 | 3.250 | 3.416 | 3.287 | | |
| | | 十八年1929 | 3.250 | 3.375 | 3.500 | 3.437 | 3.500 | 3.500 | 3.500 | 3.500 | 3.600 | 3.500 | 3.500 | 3.533 | 3.650 | 3.750 | 3.750 | 3.700 | 3.542 | | |
| | | 十九年1930 | 3.700 | 3.750 | 3.775 | 3.742 | 3.850 | 3.850 | 4.050 | 3.917 | 4.625 | 4.750 | 4.000 | 4.458 | 4.800 | 4.750 | 4.775 | 4.775 | 4.223 | | |
| | | 二十年1931 | 4.875 | 4.900 | 5.000 | 4.925 | 5.000 | 5.100 | 5.150 | 5.083 | 5.150 | 5.150 | 5.150 | 5.150 | 5.200 | 5.125 | 5.000 | 5.108 | 5.066 | | |
| | | 廿一年1932 | 5.000 | ... | 4.500 | 4.750 | 4.775 | 4.800 | 4.775 | 4.788 | 4.700 | 4.800 | 4.900 | 4.800 | 4.900 | 4.900 | 4.950 | 4.917 | 4.812 | | |

鳥牌熟漆油在港之躉售市價
PRICE OF SHANGHAI PAINT OIL
民國十四年至廿一年
1925 - 1932

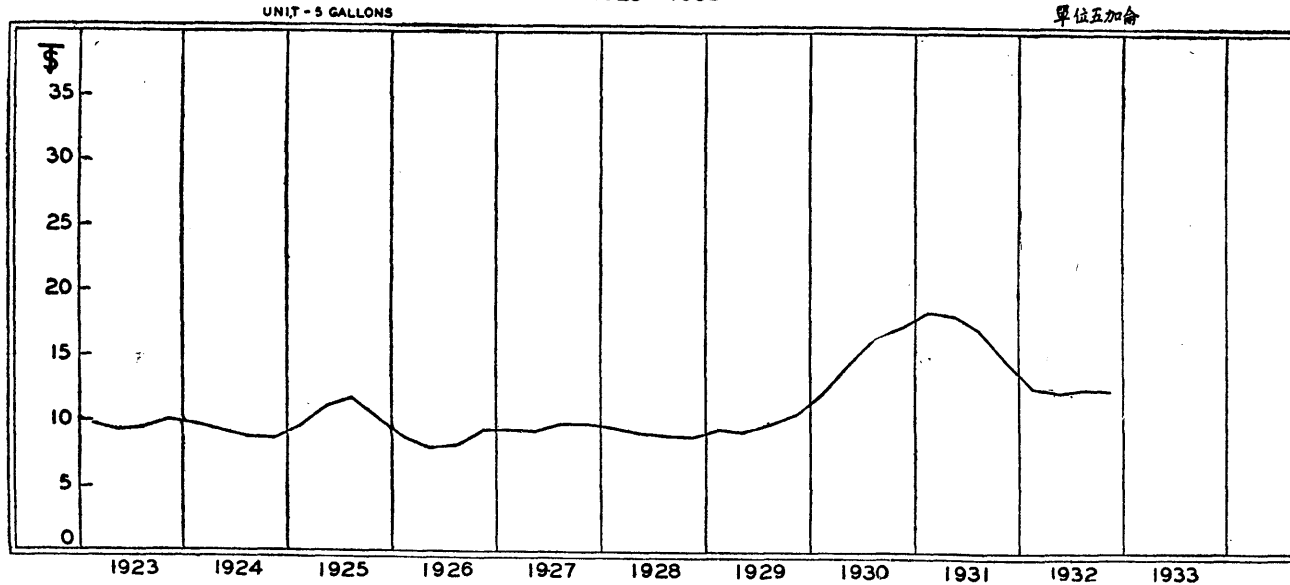


漆油 PAINT OIL

躉售市價(單位兩)—Wholesale Price (Shanghai Tls.) •

| 名稱 Name | 單位 Unit | 年份 Year | 一月 Jan. | 二月 Feb. | 三月 March | 平均 Qrly. Average | 四月 April | 五月 May | 六月 June | 平均 Qrly. Average | 七月 July | 八月 Aug. | 九月 Sept. | 平均 Qrly. Average | 十月 Oct. | 十一月 Nov. | 十二月 Dec. | 平均 Qrly. Average | 總平均 Year's Average |
|---|------------------|------------|------------|------------|-------------|------------------------|-------------|-----------|------------|------------------------|------------|------------|-------------|------------------------|------------|-------------|-------------|------------------------|--------------------------|
| 漆油,哈白克(英) Oil, Paint Hubbeck (Great Britain) | 五加侖 5 Gallons | 十二年1923 | 10.000 | 9.833 | 9.887 | 9.907 | 9.437 | 9.175 | 9.170 | 9.261 | 9.575 | 9.475 | 9.680 | 9.577 | 10.375 | 10.340 | 10.150 | 10.288 | 9.758 |
| | | 十三年1924 | 10.425 | 10.000 | 9.400 | 9.942 | 9.375 | 9.350 | 9.280 | 9.335 | 8.937 | 8.880 | 9.000 | 8.939 | 9.000 | 8.533 | 8.850 | 8.794 | 9.252 |
| | | 十四年1925 | 9.000 | 9.333 | 10.183 | 9.505 | 10.875 | 11.375 | ... | 11.125 | 11.650 | 11.975 | 12.000 | 11.875 | 11.100 | 9.900 | 9.375 | 10.125 | 10.657 |
| | | 十五年1926 | 8.625 | 8.750 | 8.750 | 8.708 | 8.000 | 8.100 | 7.750 | 7.950 | 7.750 | 8.000 | 8.500 | 8.083 | 8.750 | 9.675 | 9.500 | 9.308 | 8.512 |
| | | 十六年1927 | 9.500 | 9.400 | 9.150 | 9.350 | 9.000 | 9.250 | 9.400 | 9.217 | 9.765 | 10.000 | 9.875 | 9.850 | 9.750 | 9.600 | 9.900 | 9.750 | 9.542 |
| | | 十七年1928 | 10.000 | 9.250 | 9.250 | 9.500 | 9.250 | 9.250 | 9.375 | 9.292 | 9.125 | 8.900 | 8.750 | 8.925 | 8.675 | 8.825 | 9.100 | 8.867 | 9.146 |
| | | 十八年1929 | 9.400 | 9.500 | 9.500 | 9.467 | 9.375 | 9.175 | 9.350 | 9.300 | 9.650 | 10.025 | 10.150 | 9.942 | 10.425 | 10.700 | 10.875 | 10.667 | 9.844 |
| | | 十九年1930 | 11.625 | 12.000 | 13.025 | 12.217 | 13.650 | 14.350 | 15.525 | 14.508 | 16.250 | 16.500 | 16.900 | 16.550 | 17.250 | 17.375 | 17.650 | 17.425 | 15.175 |
| | | 二十年1931 | 18.250 | 18.750 | 18.750 | 18.583 | 18.500 | 18.500 | 17.750 | 18.250 | 17.500 | 17.000 | 17.000 | 17.167 | 16.750 | 14.400 | 13.500 | 14.883 | 17.221 |
| | | 廿一年1932 | 12.750 | ... | 12.500 | 12.625 | 12.500 | 12.200 | 12.200 | 12.300 | 11.875 | 11.875 | 12.250 | 12.000 | 12.500 | 12.500 | 12.500 | 12.500 | 12.500 |

英國哈白克牌漆油在滬之躉售市價
PRICE OF BRITISH HUBBECK PAINT OIL
民國十二年至廿一年
1923 - 1932

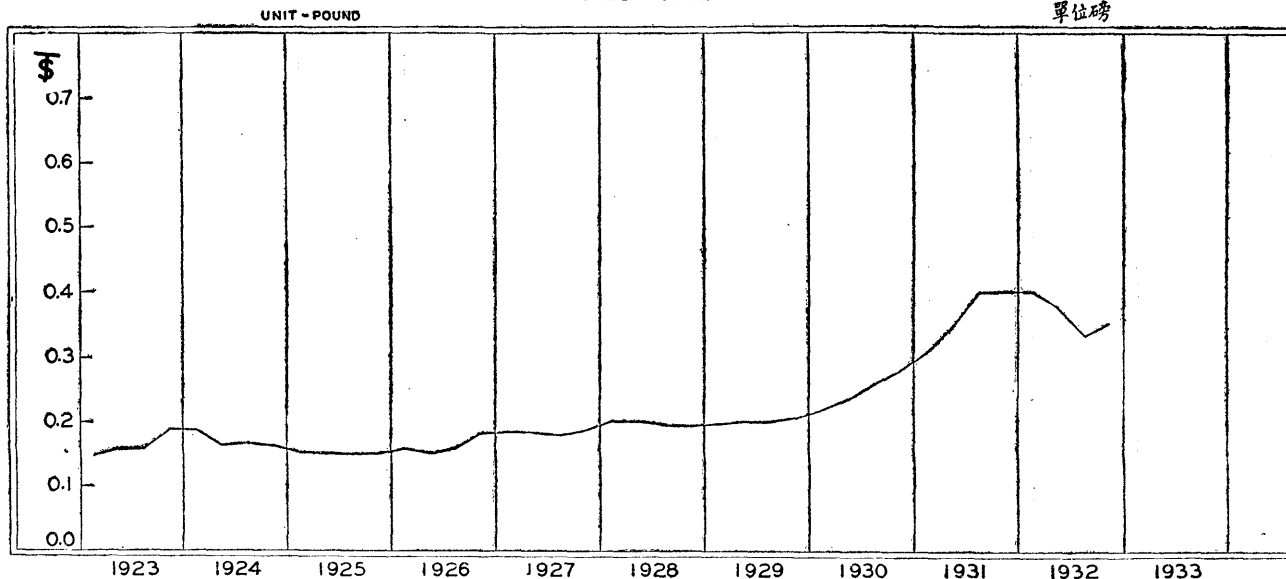


漆 油 PAINT OIL

· 躉售市價 (單位兩) — Wholesale Price (Shanghai Tls.)

| 名 稱 Name | 單 位 Unit | 年 份 Year | 一 月 Jan. | 二 月 Feb. | 三 月 March | 平 均 Qrly. Average | 四 月 April | 五 月 May | 六 月 June | 平 均 Qrly. Average | 七 月 July | 八 月 Aug. | 九 月 Sept. | 平 均 Qrly. Average | 十 月 Oct. | 十一 月 Nov. | 十二 月 Dec. | 平 均 Qrly. Average | 總 平 均 Year's Average | |
|---|-------------|-------------|-------------|-------------|--------------|-------------------------|--------------|------------|-------------|-------------------------|-------------|-------------|--------------|-------------------------|-------------|--------------|--------------|-------------------------|----------------------------|-------|
| 燥漆,哈白克, (英) Paint, Dried, Hubbeck (Great Britain) | 磅 Pound | 十二年1923 | 0.130 | 0.153 | 0.161 | 0.149 | 0.170 | 0.155 | 0.152 | 0.159 | 0.157 | 0.160 | 0.160 | 0.159 | 0.172 | 0.194 | 0.200 | 0.189 | 0.164 | |
| | | 十三年1924 | 0.200 | 0.190 | 0.172 | 0.187 | 0.172 | 0.160 | 0.156 | 0.163 | 0.160 | 0.170 | 0.170 | 0.167 | 0.170 | 0.160 | 0.157 | 0.162 | 0.170 | |
| | | 十四年1925 | 0.150 | 0.153 | 0.150 | 0.151 | 0.150 | ... | 0.150 | 0.150 | 0.150 | 0.150 | 0.150 | 0.150 | 0.150 | 0.150 | 0.150 | 0.150 | 0.150 | 0.150 |
| | | 十五年1926 | 0.160 | 0.160 | 0.150 | 0.157 | 0.150 | 0.150 | 0.150 | 0.150 | 0.150 | 0.160 | 0.154 | 0.160 | 0.158 | 0.180 | 0.177 | 0.185 | 0.181 | 0.162 |
| | | 十六年1927 | 0.180 | 0.180 | 0.190 | 0.183 | 0.180 | 0.185 | 0.180 | 0.182 | 0.182 | 0.155 | 0.182 | 0.180 | 0.179 | 0.190 | 0.200 | 0.170 | 0.186 | 0.183 |
| | | 十七年1928 | 0.200 | 0.200 | 0.200 | 0.200 | 0.200 | 0.200 | 0.200 | 0.200 | 0.200 | 0.200 | 0.195 | 0.190 | 0.195 | 0.195 | 0.195 | 0.190 | 0.193 | 0.197 |
| | | 十八年1929 | 0.190 | 0.200 | 0.200 | 0.197 | 0.200 | 0.200 | 0.200 | 0.200 | 0.200 | 0.200 | 0.200 | 0.200 | 0.200 | 0.200 | 0.205 | 0.210 | 0.205 | 0.201 |
| | | 十九年1930 | 0.210 | 0.220 | 0.220 | 0.217 | 0.225 | 0.230 | 0.240 | 0.232 | 0.255 | 0.255 | 0.265 | 0.258 | 0.258 | 0.280 | 0.280 | 0.280 | 0.280 | 0.247 |
| | | 二十年1931 | 0.290 | 0.310 | 0.320 | 0.307 | 0.320 | 0.340 | 0.380 | 0.347 | 0.400 | 0.400 | 0.400 | 0.400 | 0.400 | 0.400 | 0.400 | 0.400 | 0.400 | 0.364 |
| | | 廿一年1932 | 0.400 | ... | 0.400 | 0.400 | 0.400 | 0.400 | 0.380 | 0.350 | 0.377 | 0.330 | 0.330 | 0.330 | 0.330 | ... | 0.350 | 0.350 | 0.350 | 0.364 |

英國哈白克牌燥漆在滬之躉售市價
PRICE OF BRITISH HUBBECK DRIED PAINT
民國十二年至廿一年
1923 - 1932

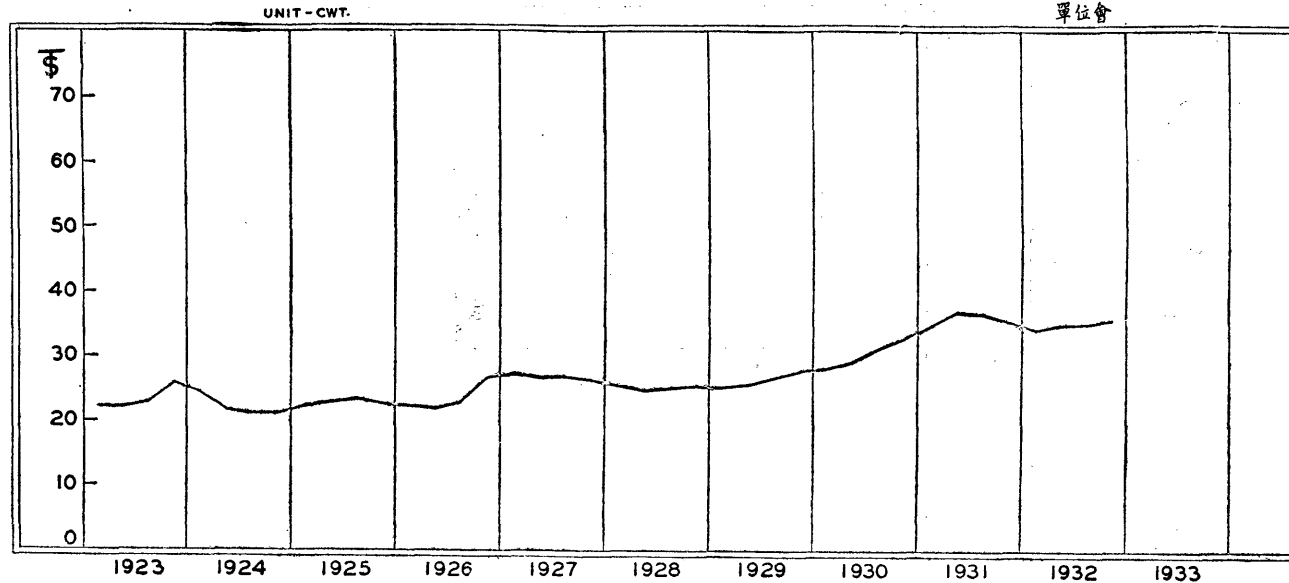


上白漆 WHITE ZINC

躉售市價 (單位兩)—Wholesale Price (Shanghai Tls.)

| 名稱 Name | 單位 Unit | 年份 Year | 一月 Jan. | 二月 Feb. | 三月 March | 平均 Qrly. Average | 四月 April | 五月 May | 六月 June | 平均 Qrly. Average | 七月 July | 八月 Aug. | 九月 Sept. | 平均 Qrly. Average | 十月 Oct. | 十一月 Nov. | 十二月 Dec. | 平均 Qrly. Average | 總平均 Year's Average | |
|--|------------|------------|------------|------------|-------------|------------------------|-------------|-----------|------------|------------------------|------------|------------|-------------|------------------------|------------|-------------|-------------|------------------------|--------------------------|--------|
| 上白漆, 哈白克(英) Zinc, White, Hubbeck (Great Britain) | 會 cwt. | 十二年1923 | 21.500 | 22.333 | 22.437 | 22.090 | 22.125 | 21.950 | 22.150 | 22.075 | 22.562 | 23.000 | 23.050 | 22.871 | 24.375 | 25.625 | 26.937 | 25.646 | 23.170 | |
| | | 十三年1924 | 26.500 | 23.733 | 23.350 | 24.528 | 22.250 | 21.625 | 21.050 | 21.642 | 21.000 | 21.250 | 21.000 | 21.083 | 20.933 | 20.833 | 21.000 | 20.922 | 21.794 | |
| | | 十四年1925 | 21.250 | 22.500 | 22.600 | 22.167 | 22.650 | 23.100 | ... | 22.875 | 23.300 | 23.500 | 23.000 | 23.267 | 23.000 | 22.500 | 22.375 | 22.625 | 22.734 | |
| | | 十五年1926 | 22.125 | 22.000 | 22.250 | 22.125 | 21.500 | 22.250 | 22.000 | 21.917 | 22.000 | 22.500 | 24.000 | 22.833 | 25.000 | 27.000 | 23.000 | 26.667 | 23.386 | |
| | | 十六年1927 | 27.000 | 27.250 | 27.100 | 27.117 | 26.900 | 26.500 | 26.500 | 26.633 | 26.750 | 26.900 | 26.875 | 26.842 | 26.500 | 26.125 | 26.000 | 26.208 | 26.700 | |
| | | 十七年1928 | 26.000 | 25.000 | 25.000 | 25.333 | 25.000 | 24.500 | 24.750 | 24.750 | 25.000 | 25.000 | 25.000 | 25.000 | 25.000 | 25.250 | 25.500 | 25.250 | 25.083 | |
| | | 十八年1929 | 25.000 | 24.750 | 25.300 | 25.017 | 25.750 | 25.000 | 25.750 | 25.500 | 26.375 | 26.500 | 26.700 | 26.525 | 27.700 | 27.700 | 27.700 | 27.700 | 26.186 | |
| | | 十九年1930 | 27.700 | 28.100 | 28.350 | 28.050 | 28.650 | 28.900 | 29.900 | 29.150 | 30.750 | 31.250 | 31.500 | 31.167 | 32.250 | 32.750 | 33.250 | 32.750 | 30.279 | |
| | | 二十年1931 | 34.000 | 34.750 | 35.500 | 34.750 | 36.250 | 36.750 | 37.250 | 36.750 | 36.500 | 36.500 | 36.500 | 36.500 | 35.500 | 35.000 | 35.000 | 35.167 | 35.792 | |
| | | 廿一年1932 | 34.000 | ... | 34.000 | 34.000 | 34.750 | 35.000 | 35.000 | 34.917 | 35.000 | 35.000 | 35.000 | 35.000 | ... | 35.500 | 35.500 | 35.500 | 35.500 | 34.854 |

英國哈白克牌上白漆在滬之躉售市價
PRICE OF BRITISH HUBBECK WHITE ZINC
民國十二年至廿一年
1923 - 1932

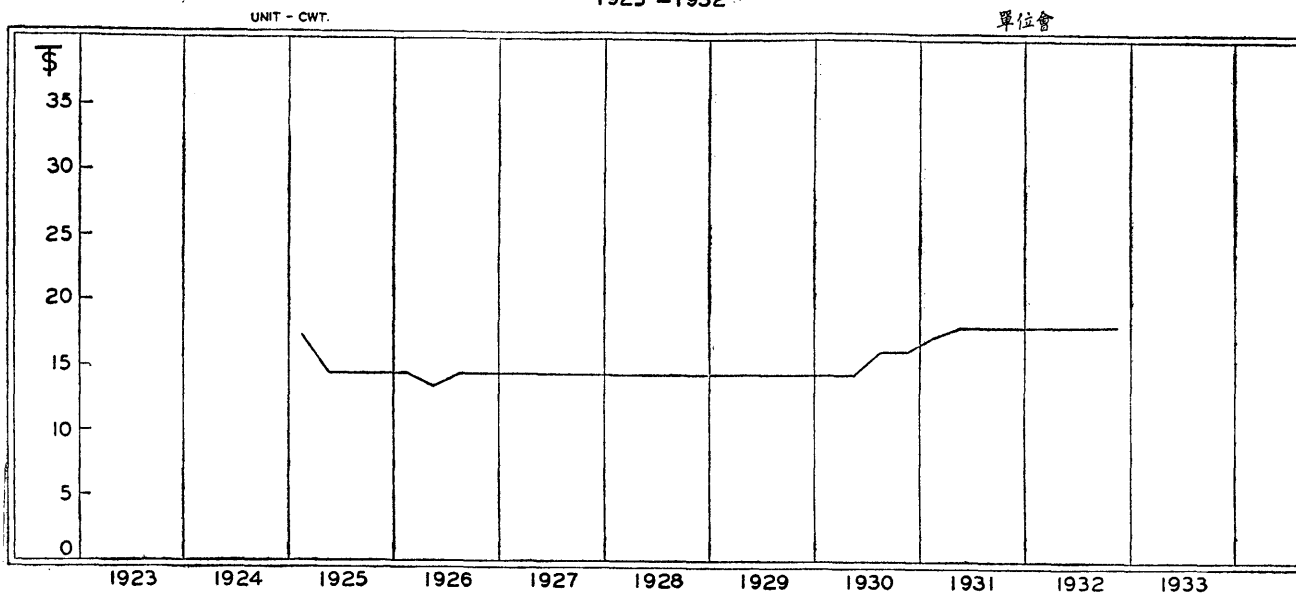


上白漆 WHITE ZINC

躉售市價 (單位兩) — Wholesale Price (Shanghai Tls.)

| 名稱 Name | 單位 Unit | 年份 Year | 一月 Jan. | 二月 Feb. | 三月 March | 平均 Qrly. Average | 四月 April | 五月 May | 六月 June | 平均 Qrly. Average | 七月 July | 八月 Aug. | 九月 Sept. | 平均 Qrly. Average | 十月 Oct. | 十一月 Nov. | 十二月 Dec. | 平均 Qrly. Average | 總平均 Year's Average | | | | |
|---|------------|------------|------------|------------|-------------|------------------------|-------------|-----------|------------|------------------------|------------|------------|-------------|------------------------|------------|-------------|-------------|------------------------|--------------------------|--------|--------|--------|--------|
| 上白漆, 開林雙斧 A. (上海) Zinc, White, A. Double Axes Brand Shanghai, (China) | 會 cwt. | 十二年1923 | | | | | | | | | | | | | | | | | | | | | |
| | | 十三年1924 | | | | | | | | | | | | | | | | | | | | | |
| | | 十四年1925 | 16.000 | 18.000 | 18.000 | 17.333 | 14.400 | 14.400 | ... | 14.400 | 14.400 | 14.400 | 14.400 | 14.400 | 14.400 | 14.400 | 14.400 | 14.400 | 14.400 | 14.400 | 14.833 | | |
| | | 十五年1926 | 14.400 | 14.400 | 14.400 | 14.400 | 12.800 | 12.800 | 14.400 | 13.333 | 14.200 | 14.400 | 14.400 | 14.400 | 14.333 | 14.400 | 14.400 | 14.400 | 14.400 | 14.400 | 14.116 | | |
| | | 十六年1927 | 14.400 | 14.400 | 14.400 | 14.400 | 14.400 | 14.400 | 14.400 | 14.400 | 14.400 | 14.400 | 14.400 | 14.400 | 14.400 | 14.400 | 14.400 | 14.400 | 14.400 | 14.400 | 14.400 | 14.400 | |
| | | 十七年1928 | 14.400 | 14.400 | 14.400 | 14.400 | 14.400 | 14.400 | 14.400 | 14.400 | 14.400 | 14.400 | 14.400 | 14.400 | 14.400 | 14.400 | 14.400 | 14.400 | 14.400 | 14.400 | 14.400 | 14.400 | 14.400 |
| | | 十八年1929 | 14.400 | 14.400 | 14.400 | 14.400 | 14.400 | 14.400 | 14.400 | 14.400 | 14.400 | 14.400 | 14.400 | 14.400 | 14.400 | 14.400 | 14.400 | 14.400 | 14.400 | 14.400 | 14.400 | 14.400 | 14.400 |
| | | 十九年1930 | 14.400 | 14.400 | 14.400 | 14.400 | 14.400 | 14.400 | 14.400 | 14.400 | 14.400 | 16.100 | 16.100 | 16.100 | 16.100 | 16.100 | 16.100 | 16.100 | 16.100 | 16.100 | 16.100 | 15.250 | |
| | | 二十年1931 | 16.100 | 18.000 | 18.000 | 17.367 | 18.000 | 18.000 | 18.000 | 18.000 | 18.000 | 18.000 | 18.000 | 18.000 | 18.000 | 18.000 | 18.000 | 18.000 | 18.000 | 18.000 | 18.000 | 17.842 | |
| | | 廿一年1932 | 18.000 | ... | 18.000 | 18.000 | 18.000 | 18.000 | 18.000 | 18.000 | 18.000 | 18.000 | 18.000 | 18.000 | 18.000 | 18.000 | 18.000 | 18.000 | 18.000 | 18.000 | 18.000 | 18.000 | |

開林雙斧牌上白漆在滬之躉售市價
PRICE OF SHANGHAI DOUBLE AXES BRAND WHITE ZINC
民國十四年至廿一年
1925 - 1932

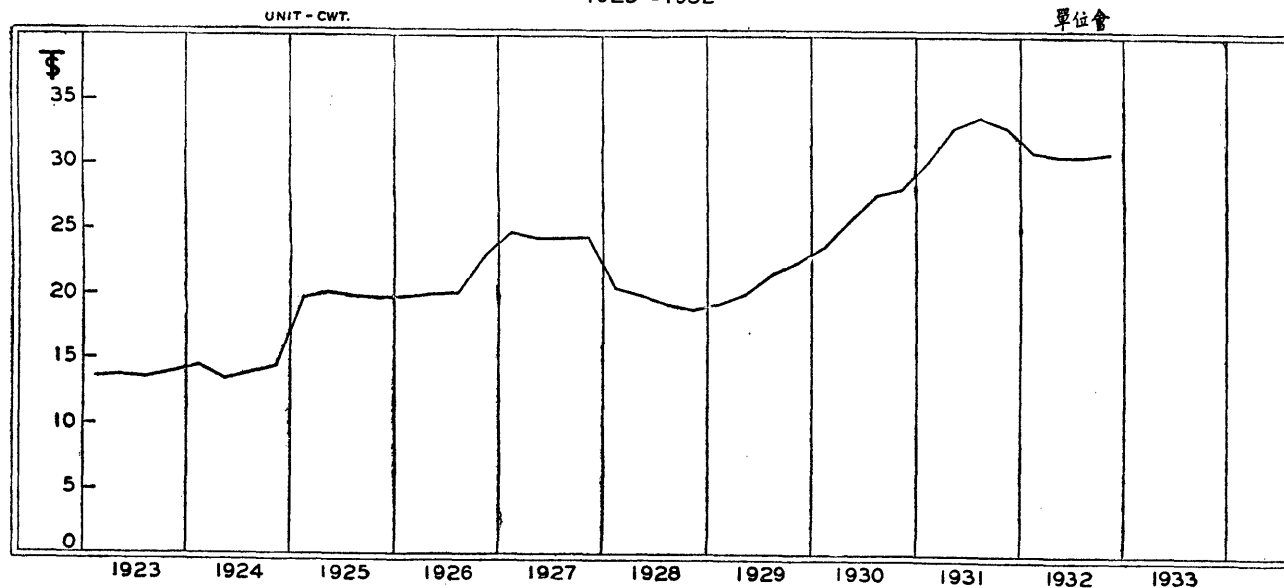


二白漆 WHITE LEAD

躉售市價(單位兩)—Wholesale Price (Shanghai Tls.)

| 名稱 Name | 單位 Unit | 年份 Year | 一月 Jan. | 二月 Feb. | 三月 March | 平均 Qrly. Average | 四月 April | 五月 May | 六月 June | 平均 Qrly. Average | 七月 July | 八月 Aug. | 九月 Sept. | 平均 Qrly. Average | 十月 Oct. | 十一月 Nov. | 十二月 Dec. | 平均 Qrly. Average | 總平均 Year's Average | |
|---|------------|------------|------------|------------|-------------|------------------------|-------------|-----------|------------|------------------------|------------|------------|-------------|------------------------|------------|-------------|-------------|------------------------|--------------------------|--------|
| 二白漆, 哈白克(英) Lead, White Hubbeck (Great Britain) | 會 cwt. | 十二年1923 | 16.587 | 17.667 | 18.250 | 17.501 | 18.000 | 17.937 | 17.200 | 17.712 | 17.187 | 17.560 | 17.500 | 17.396 | 17.575 | 18.130 | 18.625 | 18.110 | 17.680 | |
| | | 十三年1924 | 18.800 | 19.750 | 19.100 | 19.217 | 17.500 | 16.900 | 16.900 | 17.100 | 17.467 | 18.100 | 19.080 | 18.216 | 19.233 | 18.867 | 18.933 | 19.011 | 18.386 | |
| | | 十四年1925 | 19.250 | 19.667 | 19.833 | 19.583 | 20.000 | 20.375 | ... | 20.187 | 20.000 | 20.000 | 19.500 | 19.833 | 19.500 | 19.500 | 20.000 | 19.667 | 19.816 | |
| | | 十五年1926 | 18.500 | 20.100 | 20.750 | 19.783 | 20.000 | 20.500 | 19.500 | 20.000 | 19.500 | 20.000 | 21.000 | 20.167 | 21.000 | 23.000 | 25.000 | 23.000 | 20.738 | |
| | | 十六年1927 | 25.500 | 25.000 | 24.125 | 24.875 | 24.500 | 24.000 | 24.500 | 24.333 | 23.750 | 24.500 | 24.925 | 24.392 | 25.250 | 24.950 | 23.250 | 24.483 | 24.521 | |
| | | 十七年1928 | 22.000 | 20.000 | 20.000 | 20.667 | 20.000 | 20.000 | 20.000 | 20.000 | 19.750 | 19.250 | 19.000 | 19.333 | 19.000 | 18.900 | 18.900 | 18.933 | 19.733 | |
| | | 十八年1929 | 19.000 | 19.250 | 19.900 | 19.383 | 19.875 | 19.750 | 20.525 | 20.050 | 21.200 | 21.750 | 22.000 | 21.650 | 22.150 | 22.750 | 23.000 | 22.633 | 20.909 | |
| | | 十九年1930 | 23.000 | 23.750 | 24.750 | 23.833 | 25.250 | 25.750 | 26.750 | 25.917 | 27.250 | 27.750 | 28.500 | 27.833 | 29.000 | 27.750 | 28.250 | 28.333 | 26.479 | |
| | | 二十年1931 | 29.250 | 30.500 | 31.500 | 30.417 | 32.750 | 33.000 | 33.250 | 33.000 | 33.500 | 34.000 | 34.000 | 33.833 | 33.000 | 33.000 | 33.000 | 33.000 | 33.000 | 32.563 |
| | | 廿一年1932 | 33.000 | ... | 31.500 | 32.250 | 31.500 | 31.500 | 31.500 | 31.500 | 31.500 | 31.500 | 31.250 | 31.500 | 31.417 | 31.500 | 32.000 | 32.000 | 31.833 | 31.750 |

英國哈白克牌白油漆在港之躉售市價
PRICE OF BRITISH HUBBECK WHITE LEAD
民國十二年至廿一年
1923 - 1932

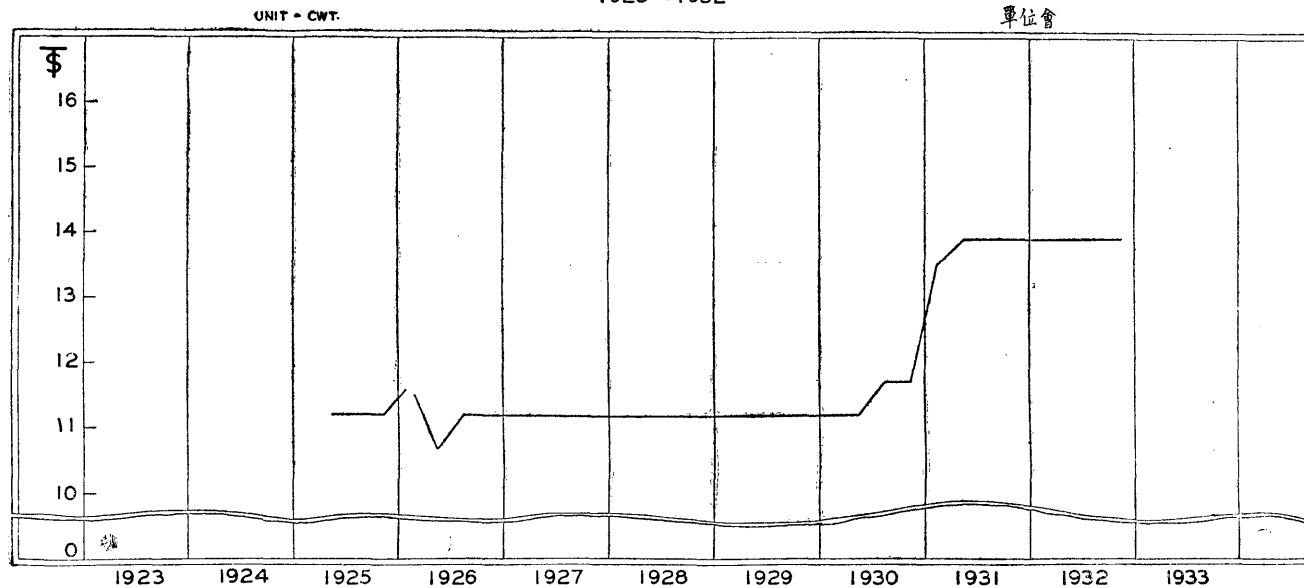


二白漆 WHITE LEAD

躉售市價 (單位兩)—Wholesale Price (Shanghai Tls.)

| 名稱 Name | 單位 Unit | 年份 Year | 一月 Jan. | 二月 Feb. | 三月 March | 平均 Qrly. Average | 四月 April | 五月 May | 六月 June | 平均 Qrly. Average | 七月 July | 八月 Aug. | 九月 Sept. | 平均 Qrly. Average | 十月 Oct. | 十一月 Nov. | 十二月 Dec. | 平均 Qrly. Average | 總平均 Year's Average | | |
|--|------------|------------|------------|------------|-------------|------------------------|-------------|-----------|------------|------------------------|------------|------------|-------------|------------------------|------------|-------------|-------------|------------------------|--------------------------|--------|--------|
| 二白漆, 開林雙斧 B. (上海) Lead, White, B. Double Axes Brand Shanghai (China) | 會 cwt. | 十二年1923 | | | | | | | | | | | | | | | | | | | |
| | | 十三年1924 | | | | | | | | | | | | | | | | | | | |
| | | 十四年1925 | 13.000 | 14.000 | 14.000 | 13.667 | 11.200 | 11.200 | ... | 11.200 | 11.200 | 11.200 | 11.200 | 11.200 | 11.200 | 11.200 | 11.200 | 11.200 | 11.200 | 11.200 | 11.817 |
| | | 十五年1926 | 11.200 | 11.200 | 12.600 | 11.667 | 10.400 | 10.400 | 11.200 | 10.667 | 11.200 | 11.200 | 11.200 | 11.200 | 11.200 | 11.200 | 11.200 | 11.200 | 11.200 | 11.200 | 10.933 |
| | | 十六年1927 | 11.200 | 11.200 | 11.200 | 11.200 | 11.200 | 11.200 | 11.200 | 11.200 | 11.200 | 11.200 | 11.200 | 11.200 | 11.200 | 11.200 | 11.200 | 11.200 | 11.200 | 11.200 | 11.200 |
| | | 十七年1928 | 11.200 | 11.200 | 11.200 | 11.200 | 11.200 | 11.200 | 11.200 | 11.200 | 11.200 | 11.200 | 11.200 | 11.200 | 11.200 | 11.200 | 11.200 | 11.200 | 11.200 | 11.200 | 11.200 |
| | | 十八年1929 | 11.200 | 11.200 | 11.200 | 11.200 | 11.200 | 11.200 | 11.200 | 11.200 | 11.200 | 11.200 | 11.200 | 11.200 | 11.200 | 11.200 | 11.200 | 11.200 | 11.200 | 11.200 | 11.200 |
| | | 十九年1930 | 11.200 | 11.200 | 11.200 | 11.200 | 11.200 | 11.200 | 11.200 | 11.200 | 11.200 | 12.700 | 12.700 | 12.700 | 12.700 | 12.700 | 12.700 | 12.700 | 12.700 | 12.700 | 11.950 |
| | | 二十年1931 | 12.700 | 13.900 | 13.900 | 13.500 | 13.900 | 13.900 | 13.900 | 13.900 | 13.900 | 13.900 | 13.900 | 13.900 | 13.900 | 13.900 | 13.900 | 13.900 | 13.900 | 13.900 | 13.800 |
| | | 廿一年1932 | 13.900 | ... | 13.900 | 13.900 | 13.900 | 13.900 | 13.900 | 13.900 | 13.900 | 13.900 | 13.900 | 13.900 | 13.900 | 13.900 | 13.900 | 13.900 | 13.900 | 13.900 | 13.900 |

開林雙斧二白漆在滬之躉售市價
PRICE OF SHANGHAI DOUBLE AXES BRAND WHITE LEAD
民國十四年至廿一年
1925 - 1932

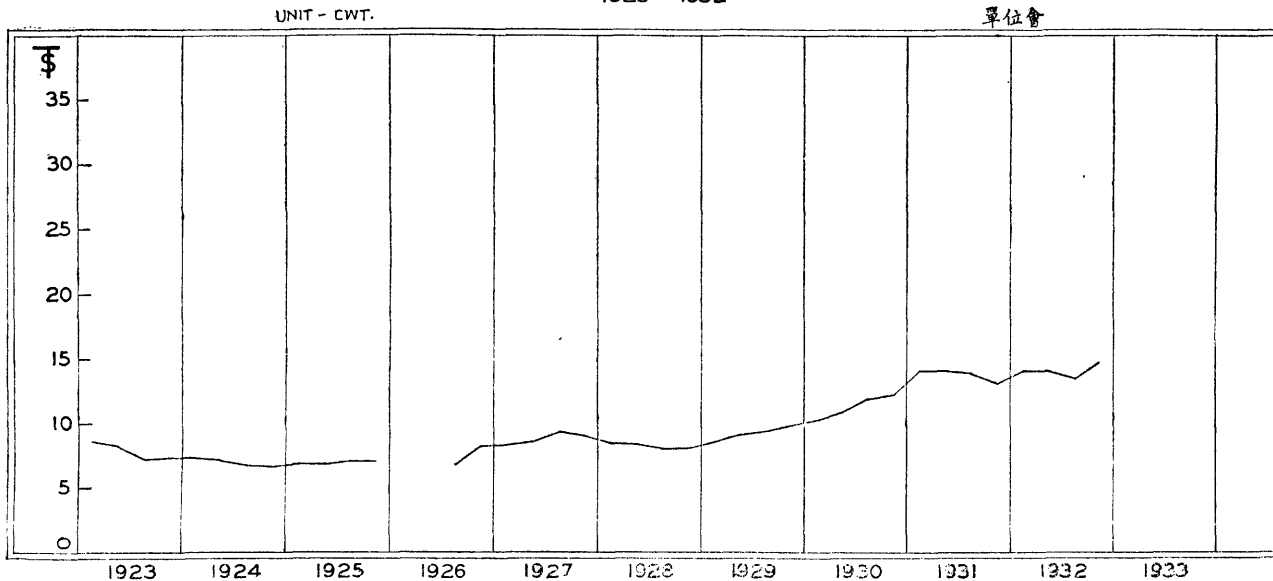


五色漆 COLOURED PAINT

躉售市價 (單位兩)—Wholesale Price (Shanghai Tls.)

| 名稱 Name | 單位 Unit | 年份 Year | 一月 Jan. | 二月 Feb. | 三月 March | 平均 Qrly. Average | 四月 April | 五月 May | 六月 June | 平均 Qrly. Average | 七月 July | 八月 Aug. | 九月 Sept. | 平均 Qrly. Average | 十月 Oct. | 十一月 Nov. | 十二月 Dec. | 平均 Qrly. Average | 總平均 Year's Average | |
|--|------------|------------|------------|------------|-------------|------------------------|-------------|-----------|------------|------------------------|------------|------------|-------------|------------------------|------------|-------------|-------------|------------------------|--------------------------|--------|
| 五色漆, 馬牌 (英) Paint, Coloured, Horse Brand (Great Britain) | 會 cwt. | 十二年1923 | 8.375 | 8.583 | 8.937 | 8.632 | 8.687 | 8.250 | 8.110 | 8.349 | 7.437 | 7.350 | 7.210 | 7.332 | 7.250 | 7.530 | 7.700 | 7.493 | 7.951 | |
| | | 十三年1924 | 7.850 | 7.333 | 7.200 | 7.461 | 7.500 | 7.312 | 6.940 | 7.251 | 6.850 | 6.800 | 6.800 | 6.817 | 6.800 | 6.700 | 6.800 | 6.767 | 7.074 | |
| | | 十四年1925 | 6.800 | 7.000 | 7.000 | 6.933 | 6.900 | 7.000 | ... | 6.950 | 7.000 | 7.100 | 7.250 | 7.117 | 7.250 | 7.000 | 7.000 | 7.083 | 7.021 | |
| | | 十五年1926 | | | | | | | | | | 6.750 | 6.500 | 6.800 | 6.683 | 7.000 | 8.750 | 9.000 | 8.250 | |
| | | 十六年1927 | 8.250 | 8.500 | 8.700 | 8.483 | 8.500 | 8.750 | 8.800 | 8.683 | 9.250 | 9.500 | 9.500 | 9.417 | 9.500 | 9.600 | 8.000 | 9.033 | 8.994 | |
| | | 十七年1928 | 8.000 | 8.900 | 8.700 | 8.533 | 8.500 | 8.400 | 8.300 | 8.400 | 8.100 | 8.100 | 8.000 | 8.067 | 8.000 | 8.000 | 8.075 | 8.025 | 8.256 | |
| | | 十八年1929 | 8.200 | 8.650 | 8.915 | 8.608 | 9.150 | 9.150 | 9.200 | 9.167 | 9.375 | 9.500 | 9.500 | 9.458 | 9.750 | 9.750 | 10.000 | 9.833 | 9.266 | |
| | | 十九年1930 | 10.000 | 10.300 | 10.500 | 10.267 | 10.625 | 10.750 | 11.325 | 10.900 | 11.800 | 12.000 | 12.000 | 11.933 | 12.000 | 12.125 | 12.375 | 12.167 | 11.317 | |
| | | 二十年1931 | 12.750 | 13.250 | 13.500 | 13.167 | 13.750 | 14.000 | 14.000 | 13.917 | 14.000 | 14.000 | 14.000 | 14.000 | 14.000 | 14.000 | 14.000 | 14.000 | 14.000 | 13.771 |
| | | 廿一年1932 | 14.000 | ... | 14.000 | 14.000 | 14.000 | 14.000 | 14.000 | 14.000 | 13.500 | 13.500 | 13.500 | 13.500 | ... | 14.375 | 15.000 | 14.688 | 14.047 | |

英國馬牌五色漆在港之躉售市價
PRICE OF BRITISH HORSE BRAND COLOURED PAINT
民國十二年至二十一年
1923 - 1932



五色漆 COLOURED PAINT

躉售市價 (單位兩) — Wholesale Price (Shanghai Tls.)

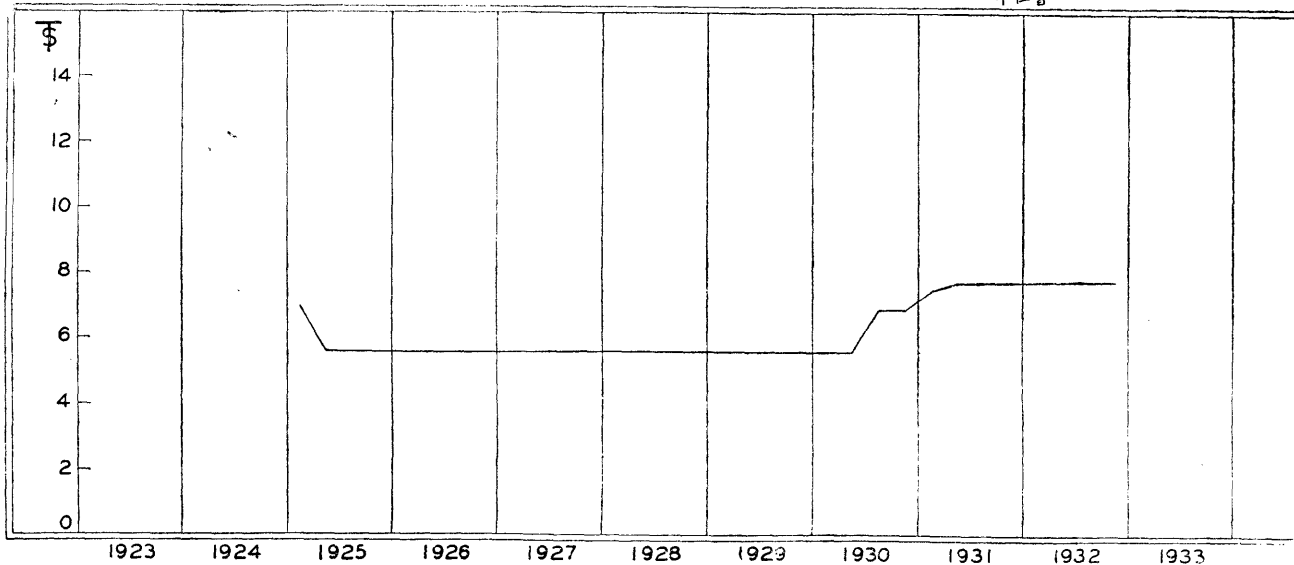
| 名稱 Name | 單位 Unit | 年份 Year | 一月 Jan. | 二月 Feb. | 三月 March | 平均 Qrly. Average | 四月 April | 五月 May | 六月 June | 平均 Qrly. Average | 七月 July | 八月 Aug. | 九月 Sept. | 平均 Qrly. Average | 十月 Oct. | 十一月 Nov. | 十二月 Dec. | 平均 Qrly. Average | 總平均 Year's Average | | | |
|--|------------|------------|------------|------------|-------------|------------------------|-------------|-----------|------------|------------------------|------------|------------|-------------|------------------------|------------|-------------|-------------|------------------------|--------------------------|-------|-------|-------|
| 五色漆, 開林雙斧 B, 上海 Paint, Coloured, B. Double Axes Brand Shanghai (China) | 會 cwt. | 十二年1923 | | | | | | | | | | | | | | | | | | | | |
| | | 十三年1924 | | | | | | | | | | | | | | | | | | | | |
| | | 十四年1925 | 7.000 | 7.000 | 7.000 | 7.000 | 5.600 | 5.600 | 5.600 | 5.600 | 5.600 | 5.600 | 5.600 | 5.600 | 5.600 | 5.600 | 5.600 | 5.600 | 5.600 | 5.600 | 5.950 | |
| | | 十五年1926 | 5.600 | 5.600 | 5.600 | 5.600 | 5.600 | 5.600 | 5.600 | 5.600 | 5.600 | 5.600 | 5.600 | 5.600 | 5.600 | 5.600 | 5.600 | 5.600 | 5.600 | 5.600 | 5.600 | |
| | | 十六年1927 | 5.600 | 5.600 | 5.600 | 5.600 | 5.600 | 5.600 | 5.600 | 5.600 | 5.600 | 5.600 | 5.600 | 5.600 | 5.600 | 5.600 | 5.600 | 5.600 | 5.600 | 5.600 | 5.600 | |
| | | 十七年1928 | 5.600 | 5.600 | 5.600 | 5.600 | 5.600 | 5.600 | 5.600 | 5.600 | 5.600 | 5.600 | 5.600 | 5.600 | 5.600 | 5.600 | 5.600 | 5.600 | 5.600 | 5.600 | 5.600 | 5.600 |
| | | 十八年1929 | 5.600 | 5.600 | 5.600 | 5.600 | 5.600 | 5.600 | 5.600 | 5.600 | 5.600 | 5.600 | 5.600 | 5.600 | 5.600 | 5.600 | 5.600 | 5.600 | 5.600 | 5.600 | 5.600 | 5.600 |
| | | 十九年1930 | 5.600 | 5.600 | 5.600 | 5.600 | 5.600 | 5.600 | 5.600 | 5.600 | 5.600 | 5.600 | 6.900 | 6.900 | 6.900 | 6.900 | 6.900 | 6.900 | 6.900 | 6.900 | 6.900 | 6.250 |
| | | 二十年1931 | 6.900 | 7.750 | 7.750 | 7.467 | 7.750 | 7.750 | 7.750 | 7.750 | 7.750 | 7.750 | 7.750 | 7.750 | 7.750 | 7.750 | 7.750 | 7.750 | 7.750 | 7.750 | 7.750 | 7.679 |
| | | 廿一年1932 | 7.750 | ... | 7.750 | 7.750 | 7.750 | 7.750 | 7.750 | 7.750 | 7.750 | 7.750 | 7.750 | 7.750 | 7.750 | 7.750 | 7.750 | 7.750 | 7.750 | 7.750 | 7.750 | 7.750 |

開林雙斧牌五色漆在滬之躉售市價
PRICE OF SHANGHAI DOUBLE AXES BRAND COLOURED PAINT

民國十四年至廿一年
1925 - 1932

UNIT - CWT.

單位會

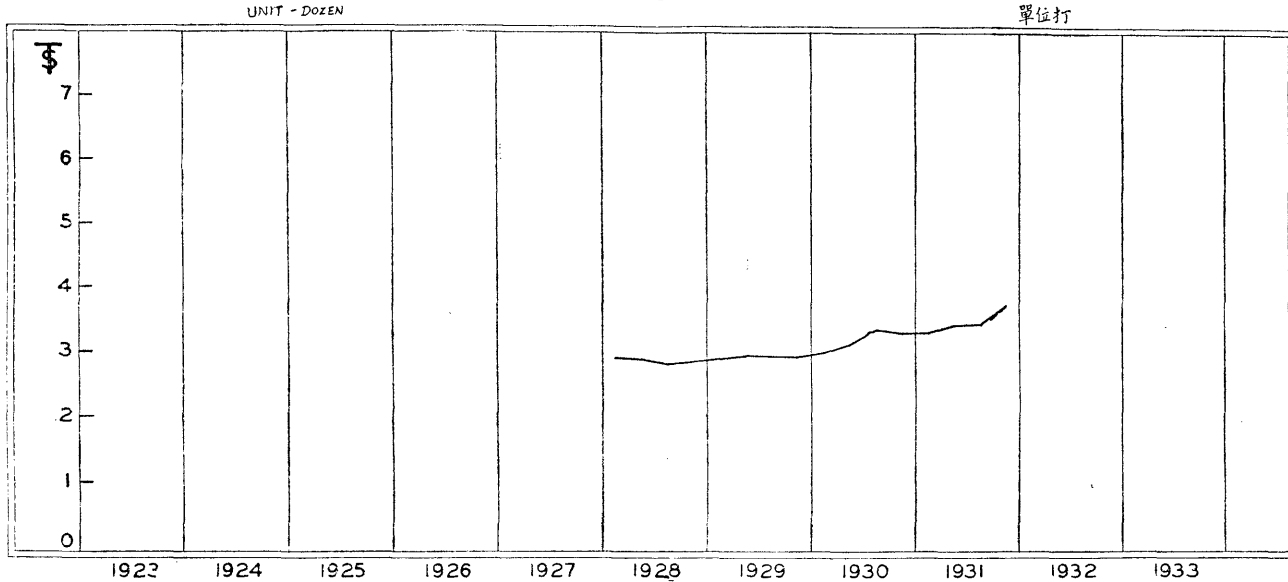


磁漆 ENAMEL PAINT

躉售市價 (單位兩)—Wholesale Price (Shanghai Tls.)

| 名稱 Name | 單位 Unit | 年份 Year | 一月 Jan. | 二月 Feb. | 三月 March | 平均 Qrly. Average | 四月 April | 五月 May | 六月 June | 平均 Qrly. Average | 七月 July | 八月 Aug. | 九月 Sept. | 平均 Qrly. Average | 十月 Oct. | 十一月 Nov. | 十二月 Dec. | 平均 Qrly. Average | 總平均 Year's Average | | |
|---|---------------------------|------------|------------|------------|-------------|------------------------|-------------|-----------|------------|------------------------|------------|------------|-------------|------------------------|------------|-------------|-------------|------------------------|--------------------------|-------|-------|
| 磁漆,各色, 軍人(英) Paint, Enamel (Great Britain) | 打 (聽) Dozen Tins | 十二年1923 | | | | | | | | | | | | | | | | | | | |
| | | 十三年1924 | | | | | | | | | | | | | | | | | | | |
| | | 十四年1925 | | | | | | | | | | | | | | | | | | | |
| | | 十五年1926 | | | | | | | | | | | | | | | | | | | |
| | | 十六年1927 | | | | | | | | | | | | | | | | | | | |
| | | 十七年1928 | 2.975 | 3.075 | 2.825 | 2.958 | 2.925 | 2.950 | 2.975 | 2.950 | 2.900 | 2.900 | 2.875 | 2.892 | 2.925 | 2.925 | 2.950 | 2.933 | 2.983 | | |
| | | 十八年1929 | 2.950 | 2.975 | 3.000 | 2.975 | 3.000 | 3.000 | 3.000 | 3.000 | 3.000 | 3.000 | 3.000 | 3.000 | 3.000 | 3.000 | 3.000 | 3.000 | 3.000 | 3.000 | 2.994 |
| | | 十九年1930 | 3.000 | 3.100 | 3.100 | 3.067 | 3.100 | 3.150 | 3.325 | 3.192 | 3.400 | 3.400 | 3.400 | 3.400 | 3.400 | 3.375 | 3.350 | 3.350 | 3.358 | 3.254 | |
| | | 二十年1931 | 3.350 | 3.350 | 3.450 | 3.383 | 3.450 | 3.500 | 3.500 | 3.483 | 3.500 | 3.500 | 3.500 | 3.500 | 3.500 | 3.900 | 3.750 | 3.700 | 3.783 | 3.537 | |
| | | 廿一年1932 | | | | | | | | | | | | | | | | | | | |

英國軍人牌各色磁漆在滬之躉售市價
 PRICE OF BRITISH ENAMEL PAINT
 民國十七年至廿年
 1928 - 1931

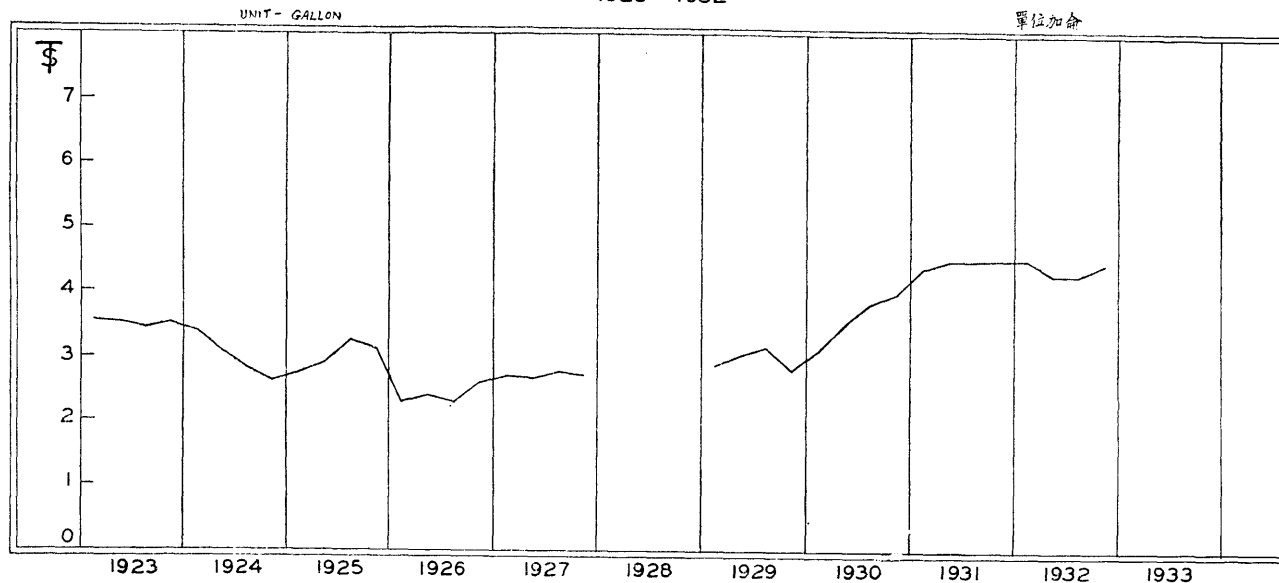


凡利水 VARNISH

躉售市價(單位兩)—Wholesale Price (Shanghai Tls.)

| 名稱 Name | 單位 Unit | 年份 Year | 一月 Jan. | 二月 Feb. | 三月 March | 平均 Qrly. Average | 四月 April | 五月 May | 六月 June | 平均 Qrly. Average | 七月 July | 八月 Aug. | 九月 Sept. | 平均 Qrly. Average | 十月 Oct. | 十一月 Nov. | 十二月 Dec. | 平均 Qrly. Average | 總平均 Year's Average | | |
|---|--------------|------------|------------|------------|-------------|------------------------|-------------|-----------|------------|------------------------|------------|------------|-------------|------------------------|------------|-------------|-------------|------------------------|--------------------------|-------|-------|
| 凡利水, 清, 燈籠牌 (英) Varnish, Copal, Lantern Brand (Great Britain) | 加侖 Gallon | 十二年1923 | 3.500 | 3.533 | 3.650 | 3.561 | 3.687 | 3.575 | 3.350 | 3.537 | 3.437 | 3.500 | 3.500 | 3.479 | 3.500 | 3.560 | 3.500 | 3.520 | 3.524 | | |
| | | 十三年1924 | 3.500 | 3.500 | 3.250 | 3.417 | 3.250 | 3.112 | 2.940 | 3.101 | 2.850 | 2.800 | 2.867 | 2.839 | 2.733 | 2.633 | 2.533 | 2.633 | 2.997 | | |
| | | 十四年1925 | 2.700 | 2.833 | 2.800 | 2.773 | 2.800 | 3.050 | ... | 2.925 | 3.200 | 3.300 | 3.300 | 3.267 | 3.200 | 3.100 | 3.100 | 3.133 | 3.026 | | |
| | | 十五年1926 | 2.300 | 2.275 | 2.350 | 2.318 | 2.500 | 2.400 | 2.300 | 2.400 | 2.300 | 2.300 | 2.300 | 2.300 | 2.300 | 2.300 | 2.800 | 2.700 | 2.600 | 2.405 | |
| | | 十六年1927 | 2.700 | 2.700 | 2.700 | 2.700 | 2.700 | 2.675 | 2.700 | 2.692 | 2.750 | 2.800 | 2.800 | 2.783 | 2.700 | 2.725 | 2.750 | 2.725 | 2.725 | 2.700 | |
| | | 十七年1928 | | | | | | | | | | | | | | | | | | | |
| | | 十八年1929 | 2.800 | 2.850 | 3.000 | 2.883 | 3.100 | 3.050 | 3.000 | 3.050 | 3.150 | 3.150 | 3.150 | 3.150 | 3.150 | ... | ... | 2.800 | 2.800 | 2.971 | |
| | | 十九年1930 | 2.900 | 3.000 | 3.400 | 3.100 | 3.400 | 3.400 | 3.400 | 3.750 | 3.517 | 3.750 | 3.750 | 4.000 | 3.833 | 4.000 | 4.000 | 4.000 | 4.000 | 3.612 | |
| | | 二十年1931 | 4.150 | 4.500 | 4.500 | 4.383 | 4.500 | 4.500 | 4.500 | 4.500 | 4.500 | 4.500 | 4.500 | 4.500 | 4.500 | 4.500 | 4.500 | 4.500 | 4.500 | 4.500 | 4.471 |
| | | 廿一年1932 | 4.500 | ... | 4.500 | 4.500 | 4.250 | 4.250 | 4.250 | 4.250 | 4.250 | 4.250 | 4.250 | 4.250 | 4.250 | 4.250 | 4.500 | 4.500 | 4.417 | 4.354 | |

英國燈籠牌清凡利水在港之躉售市價
PRICE OF BRITISH LANTERN BRAND VARNISH
民國十二年至廿一年
1923 - 1932

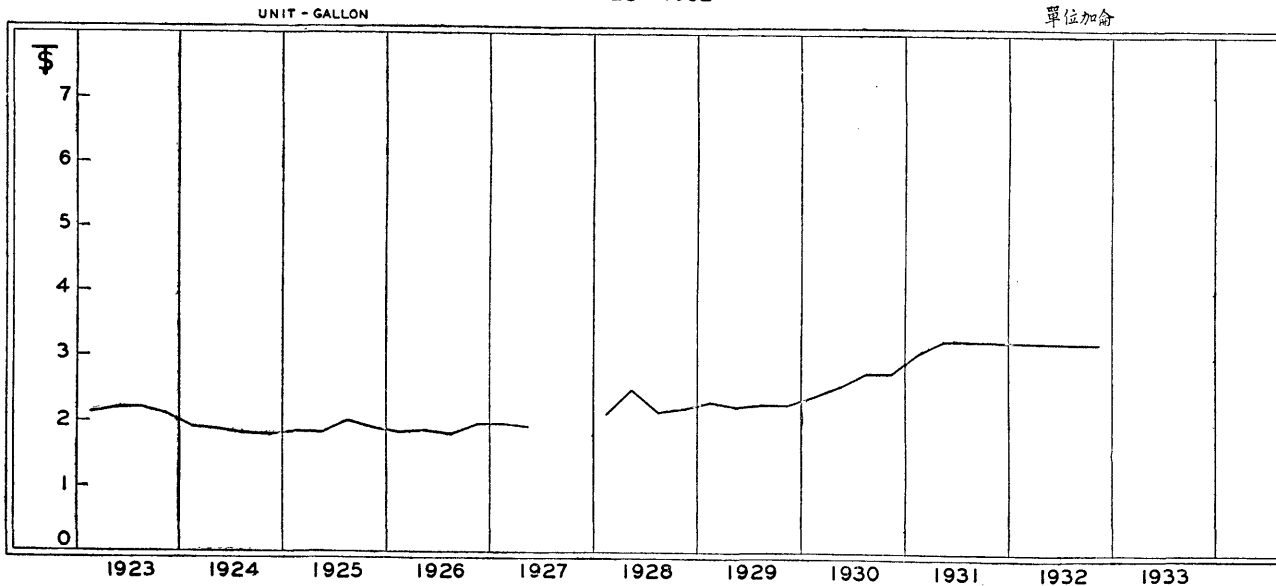


凡利水 VARNISH

躉售市價 (單位兩)—Wholesale Price (Shanghai Tls.)

| 名稱 Name | 單位 Unit | 年份 Year | 一月 Jan. | 二月 Feb. | 三月 March | 平均 Qrly. Average | 四月 April | 五月 May | 六月 June | 平均 Qrly. Average | 七月 July | 八月 Aug. | 九月 Sept. | 平均 Qrly. Average | 十月 Oct. | 十一月 Nov. | 十二月 Dec. | 平均 Qrly. Average | 總平均 Year's Average | | |
|--|--------------|------------|------------|------------|-------------|------------------------|-------------|-----------|------------|------------------------|------------|------------|-------------|------------------------|------------|-------------|-------------|------------------------|--------------------------|-------|--|
| 凡利水,黑,鷹牌 (美) Varnish, Eagle Brand (U. S. A.) | 加侖 Gallon | 十二年1923 | 2.000 | 2.050 | 2.362 | 2.137 | 2.325 | 2.150 | 2.080 | 2.185 | 2.125 | 2.250 | 2.250 | 2.208 | 2.250 | 2.090 | 2.000 | 2.113 | 2.161 | | |
| | | 十三年1924 | 1.925 | 2.000 | 1.900 | 1.942 | 1.900 | 1.875 | 1.850 | 1.875 | 1.850 | 1.820 | 1.800 | 1.823 | 1.800 | 1.767 | 1.800 | 1.789 | 1.857 | | |
| | | 十四年1925 | 1.800 | 1.900 | 1.850 | 1.850 | 1.800 | 1.850 | ... | 1.825 | 2.000 | 2.000 | 2.000 | 2.000 | 1.900 | 1.900 | 1.900 | 1.900 | 1.894 | | |
| | | 十五年1926 | 1.825 | 1.775 | 1.850 | 1.817 | 1.900 | 1.900 | 1.800 | 1.867 | 1.800 | 1.800 | 1.800 | 1.800 | 1.800 | 1.850 | 2.000 | 2.000 | 1.950 | 1.858 | |
| | | 十六年1927 | 1.975 | 1.975 | 1.925 | 1.958 | 1.925 | 1.900 | 1.900 | 1.908 | | | | | | | | | | | |
| | | 十七年1928 | 1.950 | 1.950 | 2.450 | 2.117 | 2.450 | 2.600 | 2.450 | 2.500 | 2.250 | 2.125 | 2.075 | 2.150 | 2.150 | 2.125 | 2.200 | 2.275 | 2.200 | 2.242 | |
| | | 十八年1929 | 2.400 | 2.250 | 2.250 | 2.300 | 2.250 | 2.200 | 2.200 | 2.217 | 2.250 | 2.250 | 2.250 | 2.250 | 2.250 | 2.250 | 2.250 | 2.250 | 2.250 | 2.254 | |
| | | 十九年1930 | 2.250 | 2.450 | 2.500 | 2.400 | 2.500 | 2.500 | 2.625 | 2.542 | 2.750 | 2.750 | 2.750 | 2.750 | 2.750 | 2.750 | 2.750 | 2.750 | 2.750 | 2.610 | |
| | | 二十年1931 | 2.875 | 3.125 | 3.250 | 3.083 | 3.250 | 3.250 | 3.250 | 3.250 | 3.250 | 3.250 | 3.250 | 3.250 | 3.250 | 3.250 | 3.250 | 3.250 | 3.250 | 3.208 | |
| | | 廿一年1932 | 3.250 | ... | 3.250 | 3.250 | 3.250 | 3.250 | 3.250 | 3.250 | 3.250 | 3.250 | 3.250 | 3.250 | 3.250 | 3.250 | 3.250 | 3.250 | 3.250 | 3.250 | |
| | | | | | | | | | | | | | | | | | | | | | |

美國鷹牌黑凡利水在滬之躉售市價
PRICE OF AMERICAN EAGLE BRAND VARNISH
民國十二年至廿一年
1923 - 1932



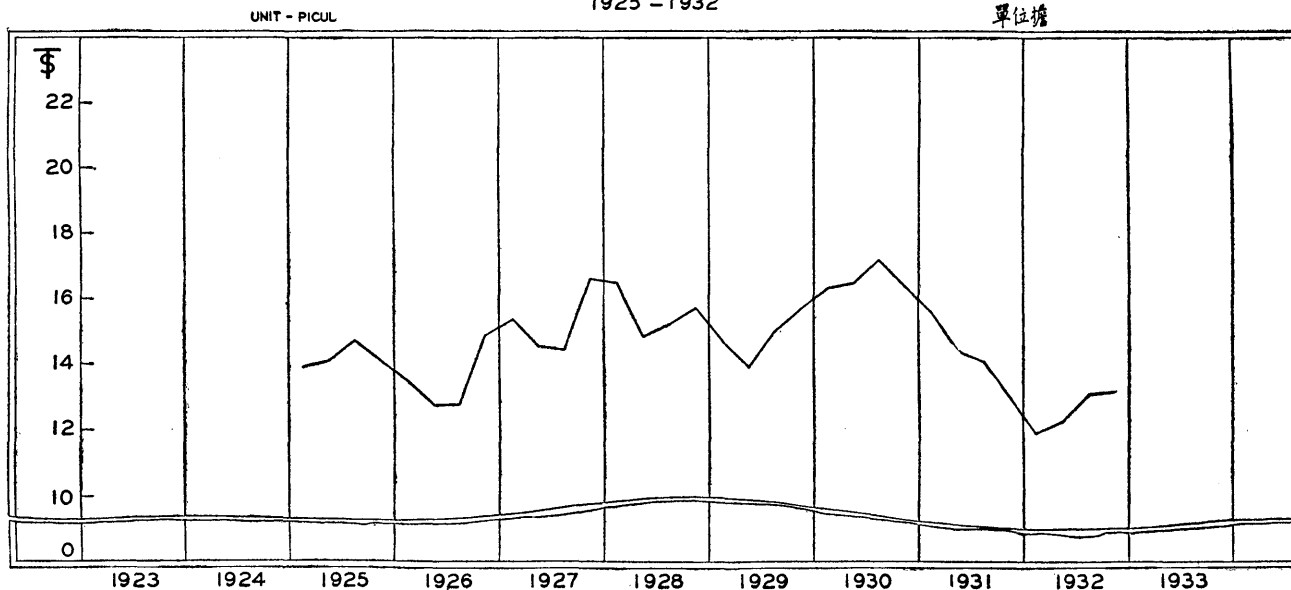
XII 油脂膠蠟 OILS, GUMS, RESINS & WAX

油 脂 OILS

躉售市價 (單位兩) — Wholesale Price (Shanghai Tls.)

| 名稱 Name | 單位 Unit | 年份 Year | 一月 Jan. | 二月 Feb. | 三月 March | 平均 Qrly. Average | 四月 April | 五月 May | 六月 June | 平均 Qrly. Average | 七月 July | 八月 Aug. | 九月 Sept. | 平均 Qrly. Average | 十月 Oct. | 十一月 Nov. | 十二月 Dec. | 平均 Qrly. Average | 總平均 Year's Average | |
|--|------------|------------|------------|------------|-------------|------------------------|-------------|-----------|------------|------------------------|------------|------------|-------------|------------------------|------------|-------------|-------------|------------------------|--------------------------|--|
| 豆油 (本廠) Oil, Bean, Shanghai (China) | 担 Picul | 十二年1923 | | | | | | | | | | | | | | | | | | |
| | | 十三年1924 | | | | | | | | | | | | | | | | | | |
| | | 十四年1925 | 14.200 | 14.100 | 13.600 | 13.967 | 13.850 | 14.300 | ... | 14.075 | 14.200 | 15.050 | 14.775 | 14.675 | 14.250 | 14.075 | 13.850 | 14.058 | 14.194 | |
| | | 十五年1926 | 13.800 | 13.400 | 13.050 | 13.417 | 12.925 | 12.650 | 12.600 | 12.725 | 12.650 | 12.725 | 12.975 | 12.783 | 13.900 | 15.200 | 15.450 | 14.850 | 13.444 | |
| | | 十六年1927 | 15.650 | 15.400 | 15.100 | 15.383 | 15.050 | 14.425 | 14.200 | 14.558 | 14.375 | 14.325 | 14.600 | 14.433 | 15.650 | 16.950 | 17.375 | 16.658 | 15.258 | |
| | | 十七年1928 | 17.175 | 16.350 | 16.000 | 16.508 | 15.675 | 14.675 | 14.200 | 14.850 | 15.025 | 15.450 | 15.225 | 15.233 | 15.125 | 15.875 | 16.275 | 15.758 | 15.587 | |
| | | 十八年1929 | 15.650 | 14.550 | 13.900 | 14.700 | ... | 13.800 | 14.100 | 13.950 | 14.500 | 15.000 | 15.500 | 15.000 | 15.675 | 15.675 | 15.750 | 15.700 | 14.837 | |
| | | 十九年1930 | 16.150 | 16.300 | 16.525 | 16.325 | 16.425 | 16.200 | 16.850 | 16.492 | 17.650 | 17.475 | 16.500 | 17.208 | 16.600 | 16.250 | 16.300 | 16.383 | 16.602 | |
| | | 二十年1931 | 15.500 | 15.550 | 15.710 | 15.587 | 14.250 | 14.250 | 14.700 | 14.400 | ... | 14.225 | 13.950 | 14.088 | 13.275 | 13.175 | 12.350 | 12.933 | 14.252 | |
| | | 廿一年1932 | 11.900 | ... | ... | 11.900 | 12.075 | 12.250 | 12.375 | 12.233 | 12.250 | 13.675 | 13.500 | 13.142 | 12.800 | 13.000 | 13.800 | 13.200 | 12.644 | |

本廠豆油在港之躉售市價
PRICE OF SHANGHAI BEAN OIL
民國十四年至廿一年
1925 - 1932

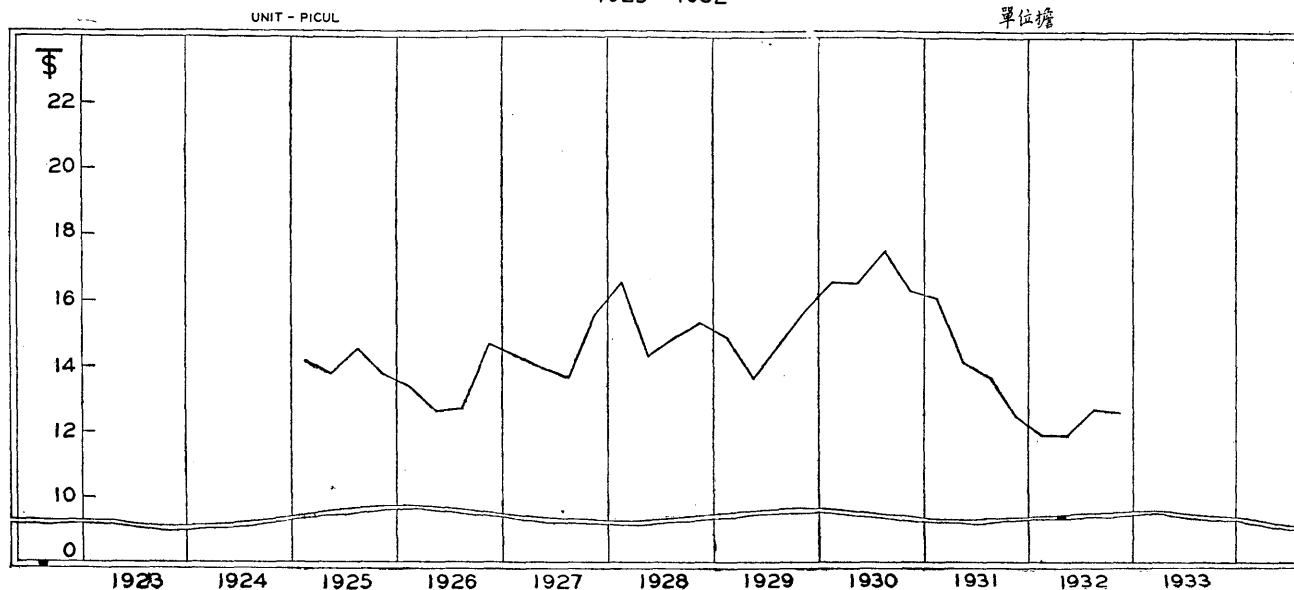


油 脂 OILS

躉售市價 (單位兩) — Wholesale Price (Shanghai Tls.)

| 名稱 Name | 單位 Unit | 年份 Year | 一月 Jan. | 二月 Feb. | 三月 March | 平均 Qrly. Average | 四月 April | 五月 May | 六月 June | 平均 Qrly. Average | 七月 July | 八月 Aug. | 九月 Sept. | 平均 Qrly. Average | 十月 Oct. | 十一月 Nov. | 十二月 Dec. | 平均 Qrly. Average | 總平均 Year's Average | | |
|---|------------|------------|------------|------------|-------------|------------------------|-------------|-----------|------------|------------------------|------------|------------|-------------|------------------------|------------|-------------|-------------|------------------------|--------------------------|--|--|
| 豆油,牛莊(船)營口 Oil, Bean, Yinkow (China) | 担 Picul | 十二年1923 | | | | | | | | | | | | | | | | | | | |
| | | 十三年1924 | | | | | | | | | | | | | | | | | | | |
| | | 十四年1925 | 14.450 | 14.383 | 13.725 | 14.186 | 13.650 | 13.900 | ... | 13.775 | 14.350 | 15.100 | 13.975 | 14.475 | 13.625 | 13.700 | 13.825 | 13.717 | 14.038 | | |
| | | 十五年1926 | 13.600 | 13.350 | 13.150 | 13.367 | 12.925 | 12.375 | 12.500 | 12.600 | 12.550 | 12.725 | 12.800 | 12.692 | 13.750 | 14.950 | 15.225 | 14.642 | 13.325 | | |
| | | 十六年1927 | 14.550 | 14.175 | 14.150 | 14.292 | 14.337 | 13.850 | 13.550 | 13.912 | 13.650 | 13.425 | 13.850 | 13.642 | 14.600 | 15.550 | 16.550 | 15.567 | 14.353 | | |
| | | 十七年1928 | 16.925 | 17.100 | 15.600 | 16.542 | 15.075 | 14.200 | 13.175 | 14.317 | 14.675 | 15.050 | 14.800 | 14.842 | 14.800 | 15.400 | 15.725 | 15.308 | 15.002 | | |
| | | 十八年1929 | 15.250 | 14.500 | ... | 14.875 | 13.500 | 13.450 | 13.975 | 13.642 | 14.100 | 14.625 | 15.175 | 14.633 | 15.525 | 15.450 | 15.500 | 15.692 | 14.710 | | |
| | | 十九年1930 | 16.350 | 16.700 | 16.600 | 16.550 | 16.375 | 16.550 | 16.750 | 16.558 | 17.700 | 17.350 | 17.450 | 17.500 | 16.475 | 16.475 | 15.950 | 16.300 | 16.727 | | |
| | | 二十年1931 | 15.550 | 16.400 | 16.150 | 16.033 | ... | 13.925 | 14.325 | 14.125 | ... | 13.825 | 13.500 | 13.663 | 12.975 | 12.400 | 11.850 | 12.408 | 14.057 | | |
| | | 廿一年1932 | 11.900 | ... | ... | 11.900 | 11.500 | 11.950 | 12.250 | 11.900 | 12.375 | ... | 13.150 | 12.763 | 12.600 | ... | ... | 12.600 | 12.291 | | |

營口豆油在滬之躉售市價
PRICE OF YINKOW BEAN OIL
民國十四年至廿一年
1925 - 1932



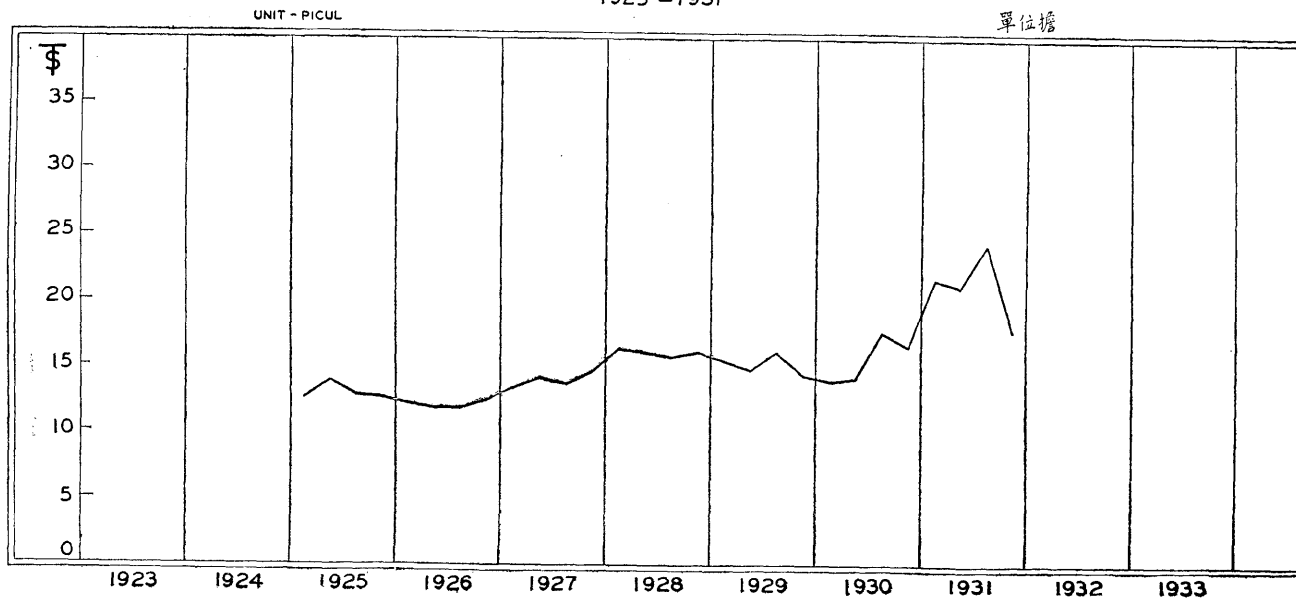
油 脂 OILS

躉售市價(單位兩)—Wholesale Price (Shanghai Tls.)

| 名稱 Name | 單位 Unit | 年份 Year | 一月 Jan. | 二月 Feb. | 三月 March | 平均 Qrly. Average | 四月 April | 五月 May | 六月 June | 平均 Qrly. Average | 七月 July | 八月 Aug. | 九月 Sept. | 平均 Qrly. Average | 十月 Oct. | 十一月 Nov. | 十二月 Dec. | 平均 Qrly. Average | 總平均 Year's Average | | |
|---|------------|------------|------------|------------|-------------|------------------------|-------------|-----------|------------|------------------------|------------|------------|-------------|------------------------|------------|-------------|-------------|------------------------|--------------------------|--|--|
| 菜油(本廠) Oil, Rape Seed Shanghai (China) | 担 Picul | 十二年1923 | | | | | | | | | | | | | | | | | | | |
| | | 十三年1924 | | | | | | | | | | | | | | | | | | | |
| | | 十四年1925 | 12.629 | 12.632 | 13.073 | 12.778 | 13.630 | 14.327 | ... | 13.978 | 12.905 | 12.692 | 12.830 | 12.809 | 12.760 | 12.626 | 12.363 | 12.583 | 13.037 | | |
| | | 十五年1926 | 12.204 | 12.022 | 12.149 | 12.125 | 12.046 | 11.993 | 11.612 | 11.884 | 11.991 | 11.883 | 11.739 | 11.871 | 11.841 | 12.483 | 13.024 | 12.449 | 12.082 | | |
| | | 十六年1927 | 13.479 | 13.303 | 13.548 | 13.443 | 14.369 | 14.557 | 13.422 | 14.116 | 13.504 | 13.322 | 14.263 | 13.696 | 14.325 | 15.236 | 14.580 | 14.714 | 13.992 | | |
| | | 十七年1928 | 15.700 | 16.211 | 17.364 | 16.425 | 17.678 | 16.151 | 14.430 | 16.086 | 14.791 | 16.094 | 16.462 | 15.782 | 16.324 | 16.032 | 16.249 | 16.202 | 16.124 | | |
| | | 十八年1929 | 15.400 | 15.500 | ... | 15.450 | ... | 14.737 | 14.680 | 14.709 | 16.355 | 17.053 | 15.471 | 16.293 | ... | 14.448 | ... | 14.448 | 15.225 | | |
| | | 十九年1930 | ... | 13.823 | 14.042 | 13.933 | 14.040 | 14.242 | ... | 14.141 | 17.247 | 18.048 | 17.878 | 17.724 | 17.295 | 16.775 | 15.579 | 16.549 | 15.287 | | |
| | | 二十年1931 | 21.750 | ... | ... | 21.750 | ... | 20.900 | 21.250 | 21.075 | ... | 24.250 | 24.625 | 24.433 | 18.173 | 18.070 | 17.371 | 17.871 | 21.281 | | |
| | | 廿一年1932 | | | | | | | | | | | | | | | | | | | |

本廠菜油在滬之躉售市價
PRICE OF SHANGHAI RAPE SEED OIL

民國十四年至二十年
1925 - 1931



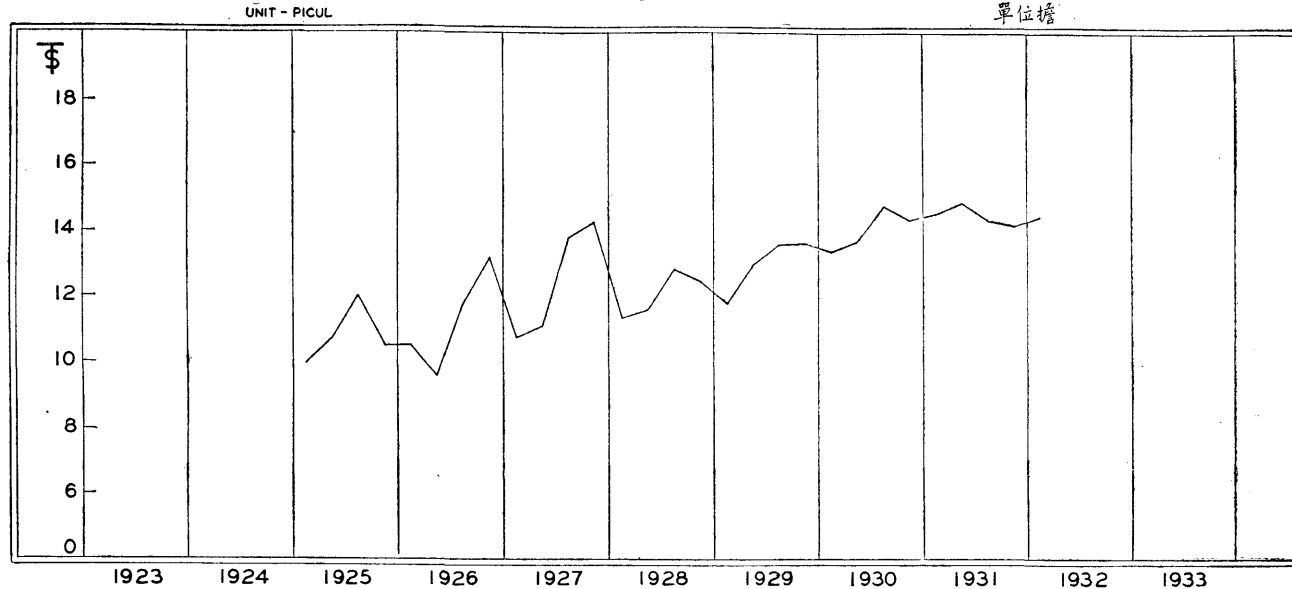
油 脂 OILS

躉售市價 (單位兩)—Wholesale Price (Shanghai Tls.)

| 名稱 Name | 單位 Unit | 年份 Year | 一月 Jan. | 二月 Feb. | 三月 March | 平均 Qrly. Average | 四月 April | 五月 May | 六月 June | 平均 Qrly. Average | 七月 July | 八月 Aug. | 九月 Sept. | 平均 Qrly. Average | 十月 Oct. | 十一月 Nov. | 十二月 Dec. | 平均 Qrly. Average | 總平均 Year's Average | | |
|--|------------|------------|------------|------------|-------------|------------------------|-------------|-----------|------------|------------------------|------------|------------|-------------|------------------------|------------|-------------|-------------|------------------------|--------------------------|--|--|
| 棉子油, 毛油 (本廠) Oil, Cotton Seed Shanghai (China) | 担 Picul | 十二年1923 | | | | | | | | | | | | | | | | | | | |
| | | 十三年1924 | | | | | | | | | | | | | | | | | | | |
| | | 十四年1925 | 10.250 | 10.200 | 9.500 | 9.983 | 10.800 | 10.700 | ... | 10.750 | 11.750 | 13.100 | 11.200 | 12.017 | 10.350 | 10.500 | 10.650 | 10.500 | 10.810 | | |
| | | 十六年1926 | 10.450 | 11.100 | 9.950 | 10.500 | 9.450 | 9.650 | 9.550 | 9.550 | 11.850 | 11.750 | 11.725 | 11.775 | 12.800 | 14.000 | 12.775 | 13.192 | 11.254 | | |
| | | 十七年1927 | 11.050 | 11.050 | 10.070 | 10.723 | 11.400 | 11.225 | 10.640 | 11.088 | 13.375 | 14.030 | 13.915 | 13.773 | 14.275 | 14.500 | 13.950 | 14.242 | 12.456 | | |
| | | 十八年1928 | 11.550 | 10.950 | 11.550 | 11.350 | 11.750 | 11.600 | 11.450 | 11.600 | 13.000 | 12.600 | 12.850 | 12.817 | 12.400 | 12.500 | 12.400 | 12.433 | 12.050 | | |
| | | 十九年1929 | 12.300 | 12.000 | 11.050 | 11.783 | ... | 12.900 | 12.950 | 12.925 | 13.300 | 13.550 | 13.850 | 13.567 | 14.150 | 13.850 | 12.750 | 13.583 | 13.214 | | |
| | | 二十年1930 | 13.300 | 13.300 | 13.350 | 13.317 | 13.400 | 13.700 | 13.800 | 13.633 | 14.600 | 14.750 | 14.850 | 14.733 | 14.550 | 14.200 | 14.150 | 14.300 | 13.996 | | |
| | | 二十一年1931 | 13.900 | 14.800 | 14.800 | 14.500 | ... | 14.625 | 15.000 | 14.813 | 14.350 | 14.350 | 14.150 | 14.283 | 14.400 | 14.150 | 13.950 | 14.167 | 14.441 | | |
| | | 廿一年1932 | 14.425 | ... | ... | 14.425 | | | | | | | | | | | | | | | |

本廠棉子油在滬之躉售市價
PRICE OF SHANGHAI COTTON SEED OIL

民國十四年至廿一年
1925 - 1932

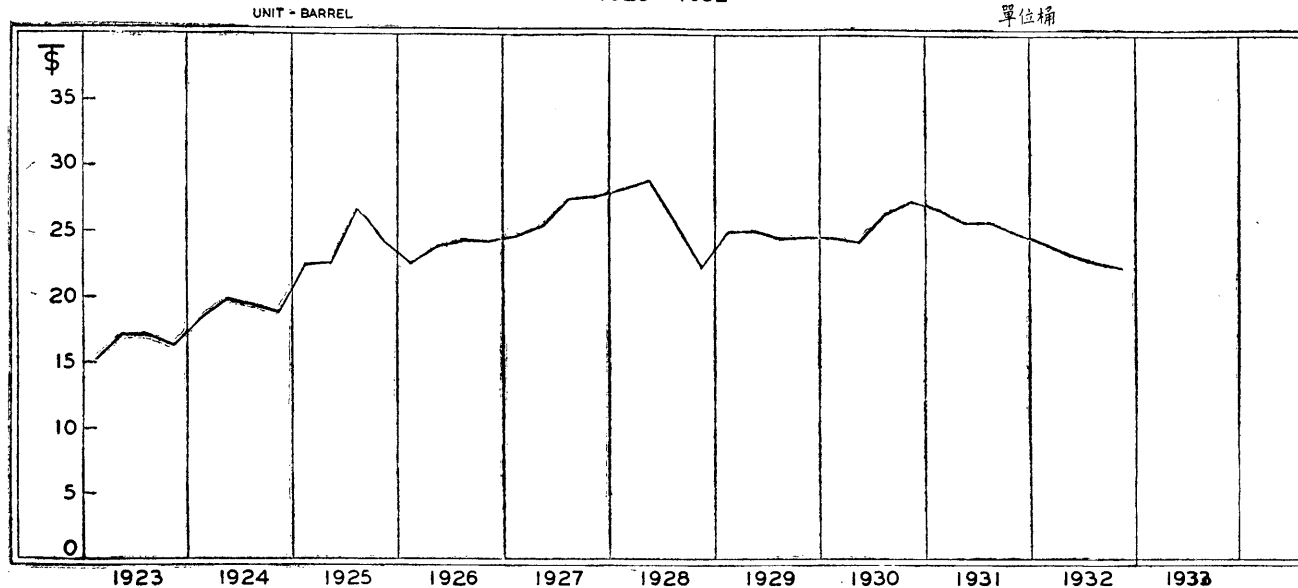


油 脂 OILS

躉售市價—Wholesale Price (Shanghai Tls.)

| 名稱 Name | 單位 Unit | 年份 Year | 一月 Jan. | 二月 Feb. | 三月 March | 平均 Qrly. Average | 四月 April | 五月 May | 六月 June | 平均 Qrly. Average | 七月 July | 八月 Aug. | 九月 Sept. | 平均 Qrly. Average | 十月 Oct. | 十一月 Nov. | 十二月 Dec. | 平均 Qrly. Average | 總平均 Year's Average | |
|--|-------------|------------|------------|------------|-------------|------------------------|-------------|-----------|------------|------------------------|------------|------------|-------------|------------------------|------------|-------------|-------------|------------------------|--------------------------|--------|
| 洪江桐油, 正和濟昌和 Oil, Wood, 1st. quality Hunan (China) | 桶 Barrel | 十二年1923 | 14.500 | 14.500 | 16.200 | 15.067 | 17.000 | 17.000 | 16.700 | 16.900 | 17.500 | 16.500 | 16.100 | 16.700 | 16.200 | 15.200 | 16.200 | 15.867 | 16.133 | |
| | | 十三年1924 | 17.200 | 18.600 | 19.200 | 18.333 | 21.000 | 19.400 | 19.100 | 19.833 | 19.800 | 19.800 | 19.400 | 19.667 | 18.600 | 18.800 | 18.800 | 18.733 | 19.141 | |
| | | 十四年1925 | 22.000 | 22.500 | 22.700 | 22.400 | 22.200 | 22.800 | ... | 22.500 | 25.600 | 28.700 | 26.200 | 26.833 | 24.450 | 24.100 | 23.800 | 24.117 | 23.962 | |
| | | 十五年1926 | 22.700 | 22.300 | 22.500 | 22.500 | 22.500 | 24.150 | 24.600 | 23.750 | 24.550 | 24.350 | 24.150 | 24.350 | 24.450 | 24.400 | 24.000 | 24.283 | 23.721 | |
| | | 十六年1927 | 24.000 | 24.700 | 25.200 | 24.633 | 25.200 | 25.300 | 25.800 | 25.433 | 26.600 | 28.000 | 27.900 | 27.500 | 28.000 | 27.700 | 27.400 | 27.700 | 27.700 | 26.316 |
| | | 十七年1928 | 27.200 | 28.500 | 29.000 | 28.233 | 28.800 | 29.000 | 29.000 | 28.933 | 27.000 | 25.600 | 24.000 | 25.533 | 21.700 | 21.700 | 23.200 | 22.200 | 26.225 | |
| | | 十八年1929 | 24.900 | 25.400 | 24.800 | 25.033 | 24.900 | 25.200 | 25.100 | 25.067 | 24.500 | 24.600 | 24.500 | 24.533 | 24.600 | 24.600 | 24.600 | 24.600 | 24.600 | 24.808 |
| | | 十九年1930 | 24.600 | 24.600 | 24.600 | 24.600 | 24.600 | 24.700 | 24.100 | 23.800 | 24.200 | 25.000 | 26.900 | 27.400 | 26.433 | 27.400 | 27.400 | 27.400 | 27.400 | 25.658 |
| | | 二十年1931 | 27.400 | 27.400 | 25.600 | 26.800 | 25.200 | 25.500 | 26.600 | 25.767 | 26.800 | 26.400 | 24.300 | 25.833 | 25.000 | 24.900 | 24.800 | 24.900 | 24.900 | 25.825 |
| | | 廿一年1932 | 24.200 | ... | 24.000 | 24.100 | 24.000 | 23.000 | 22.800 | 23.267 | 22.600 | 22.600 | 22.600 | 22.600 | 22.603 | 22.100 | 22.000 | 22.000 | 22.033 | 23.000 |

湖南洪江桐油在滬之躉售市價
PRICE OF HUNAN FIRST QUALITY WOOD OIL
民國十二年至廿一年
1923 - 1932

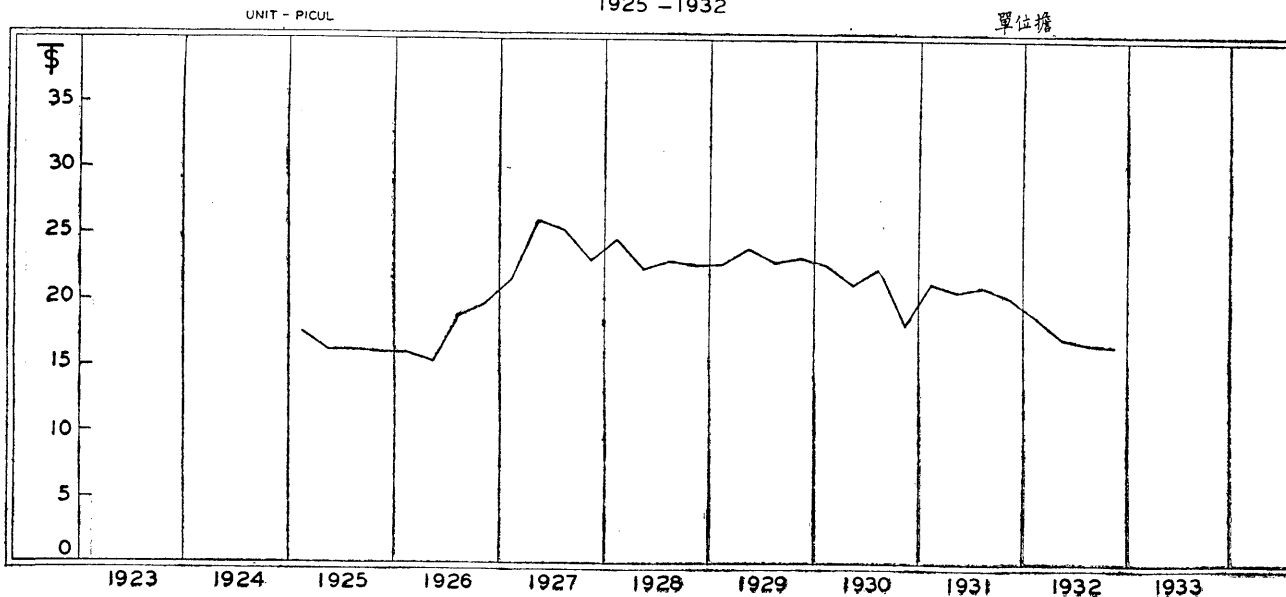


油脂 OILS

躉售市價 (單位兩) -- Wholesale Price (Shanghai Tls.)

| 名稱 Name | 單位 Unit | 年份 Year | 一月 Jan. | 二月 Feb. | 三月 March | 平均 Qrly. Average | 四月 April | 五月 May | 六月 June | 平均 Qrly. Average | 七月 July | 八月 Aug. | 九月 Sept. | 平均 Qrly. Average | 十月 Oct. | 十一月 Nov. | 十二月 Dec. | 平均 Qrly. Average | 總平均 Year's Average | | |
|--|------------|------------|------------|------------|-------------|------------------------|-------------|-----------|------------|------------------------|------------|------------|-------------|------------------------|------------|-------------|-------------|------------------------|--------------------------|--------|--|
| 白桐油, 本支 (川, 鄂) Oil, Wood, White, Szechuen & Hupeh (China) | 担 Picul | 十二年1923 | | | | | | | | | | | | | | | | | | | |
| | | 十三年1924 | | | | | | | | | | | | | | | | | | | |
| | | 十四年1925 | 18.400 | 17.850 | 16.650 | 17.633 | 16.500 | 16.000 | ... | 16.250 | 16.000 | 16.500 | 16.200 | 16.233 | 16.000 | 16.100 | 16.450 | 16.183 | 16.575 | | |
| | | 十五年1926 | 16.500 | 15.900 | 15.700 | 16.033 | 15.100 | 15.450 | 15.800 | 15.450 | 17.300 | 20.500 | 18.600 | 18.800 | 18.800 | 19.100 | 20.000 | 20.200 | 19.767 | 17.679 | |
| | | 十六年1927 | 20.000 | 21.300 | 23.900 | 21.733 | 25.700 | 25.500 | 27.000 | 26.067 | 26.200 | 25.500 | 24.600 | 25.433 | 24.200 | 23.200 | 21.800 | 20.200 | 23.067 | 24.075 | |
| | | 十七年1928 | 25.000 | 25.300 | 23.750 | 24.683 | 23.400 | 22.400 | 21.700 | 22.500 | 22.100 | 24.000 | 23.000 | 23.033 | 23.100 | 22.600 | 22.700 | 22.800 | 22.900 | 23.254 | |
| | | 十八年1929 | 22.600 | 23.200 | 22.900 | 22.900 | 24.300 | 24.300 | 23.700 | 24.100 | 23.000 | 23.100 | 23.400 | 23.167 | 24.200 | 23.400 | 22.800 | 23.467 | 23.408 | | |
| | | 十九年1930 | 22.600 | 22.800 | 23.000 | 22.800 | 23.100 | 22.000 | 21.900 | 22.333 | 23.100 | 22.900 | 21.500 | 22.500 | 19.300 | 17.400 | 17.700 | 18.133 | 21.441 | | |
| | | 二十年1931 | 22.200 | 21.600 | 20.400 | 21.400 | 20.800 | 20.800 | 20.700 | 20.767 | 21.200 | 21.500 | 20.600 | 21.100 | 20.300 | 20.300 | 20.200 | 20.300 | 20.892 | | |
| | | 廿一年1932 | 19.300 | ... | 18.200 | 18.750 | 17.900 | 16.500 | 17.100 | 17.167 | 16.400 | 16.900 | 16.600 | 16.633 | 16.700 | 16.800 | 15.700 | 16.400 | 17.237 | | |

川鄂本支白桐油在滬之躉售市價
PRICE OF SZECHUEN & HUPEH WHITE WOOD OIL
民國十四年至廿一年
1925 - 1932



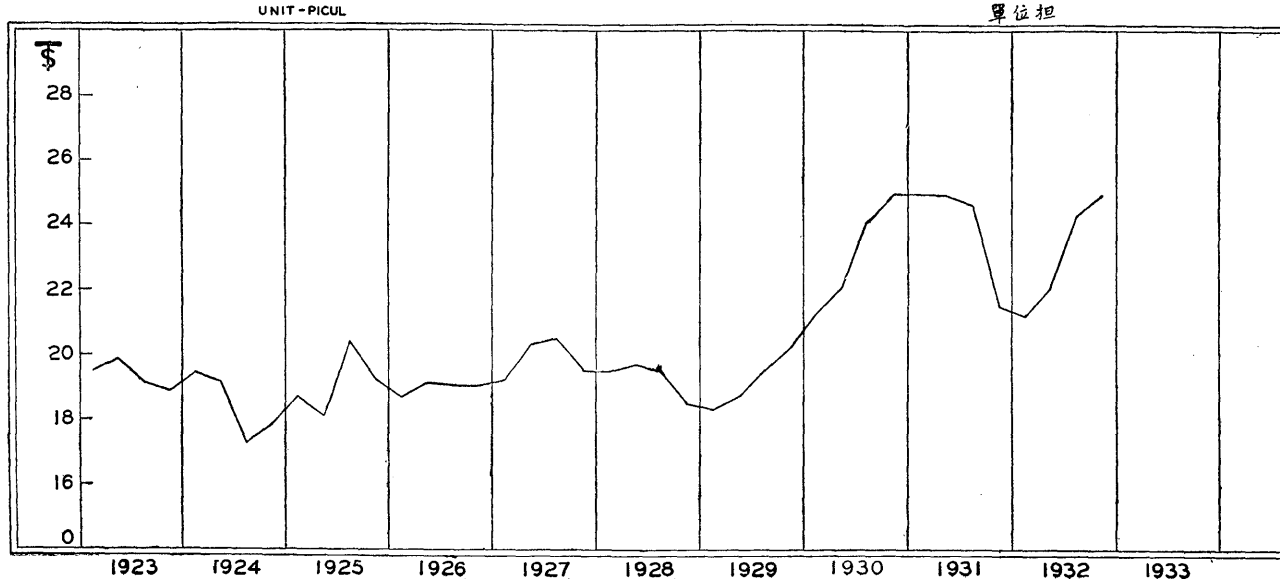
油 脂 OILS

躉售市價 (單位兩) — Wholesale Price (Shanghai Tls.)

| 名 稱 Name | 單 位 Unit | 年 份 Year | 一 月 Jan. | 二 月 Feb. | 三 月 March | 平 均 Qrly. Average | 四 月 April | 五 月 May | 六 月 June | 平 均 Qrly. Average | 七 月 July | 八 月 Aug. | 九 月 Sept. | 平 均 Qrly. Average | 十 月 Oct. | 十一 月 Nov. | 十二 月 Dec. | 平 均 Qrly. Average | 總 平 均 Year's Average | |
|---|-------------|-------------|-------------|-------------|--------------|-------------------------|--------------|------------|-------------|-------------------------|-------------|-------------|--------------|-------------------------|-------------|--------------|--------------|-------------------------|----------------------------|--------|
| 椰子油, 老樹牌, 大桶 (新加坡) Oil, Coconut Tree Brand (Singapore) | 担 Picul | 十二年1923 | 19.500 | 19.500 | 19.500 | 19.500 | 19.500 | 20.000 | 20.000 | 19.833 | 20.000 | 18.700 | 18.700 | 19.133 | 18.700 | 18.700 | 19.000 | 18.800 | 19.316 | |
| | | 十三年1924 | 19.000 | 19.700 | 19.700 | 19.467 | 19.500 | 19.000 | 19.000 | 19.167 | 16.750 | 17.500 | 17.500 | 17.250 | 17.500 | 18.000 | 18.100 | 17.867 | 18.433 | |
| | | 十四年1925 | 18.250 | 19.150 | 18.750 | 18.717 | 17.750 | 18.500 | ... | 18.125 | 20.000 | 20.750 | 20.500 | 20.417 | 20.000 | 19.000 | 18.750 | 19.250 | 19.127 | |
| | | 十五年1926 | 18.500 | 18.675 | 19.000 | 18.725 | 19.000 | 19.000 | 19.500 | 19.167 | 19.500 | 19.500 | 19.500 | 19.500 | 19.500 | 19.500 | 19.500 | 19.500 | 19.500 | 19.223 |
| | | 十六年1927 | 19.500 | 19.000 | 19.250 | 19.250 | 20.000 | 20.500 | 20.500 | 20.333 | 20.500 | 20.500 | 20.500 | 20.500 | 20.500 | 19.500 | 19.500 | 19.500 | 19.500 | 19.896 |
| | | 十七年1928 | 19.500 | 19.500 | 19.500 | 19.500 | 19.500 | 20.000 | 19.750 | 19.750 | 19.500 | 19.500 | 19.500 | 19.500 | 19.500 | 18.750 | 18.750 | 18.000 | 18.500 | 19.312 |
| | | 十八年1929 | 18.000 | 18.000 | 18.500 | 18.333 | 18.750 | 18.500 | 19.000 | 18.750 | 19.000 | 19.750 | 20.000 | 19.583 | 20.000 | 20.000 | 20.750 | 20.250 | 19.229 | |
| | | 十九年1930 | 21.000 | 20.750 | 21.875 | 21.208 | 21.750 | 22.000 | 22.500 | 22.083 | 23.250 | 24.750 | 25.000 | 24.333 | 25.000 | 25.000 | 25.000 | 25.000 | 25.000 | 23.156 |
| | | 二十年1931 | 25.000 | 25.000 | 25.000 | 25.000 | 25.000 | 25.000 | 25.000 | 25.000 | 25.000 | 25.000 | 24.000 | 24.667 | 23.250 | 20.750 | 20.500 | 21.500 | 24.042 | |
| | | 廿一年1932 | 20.000 | ... | 21.000 | 20.500 | 20.000 | 20.500 | 20.500 | 20.333 | 20.000 | 20.500 | 20.163 | 20.221 | 19.322 | 19.101 | 20.500 | 19.641 | 20.174 | |

新加坡老樹牌椰子油在港之躉售市價
PRICE OF SINGAPORE TREE BRAND COCONUT OIL

民國十二年至廿一年
1923 - 1932

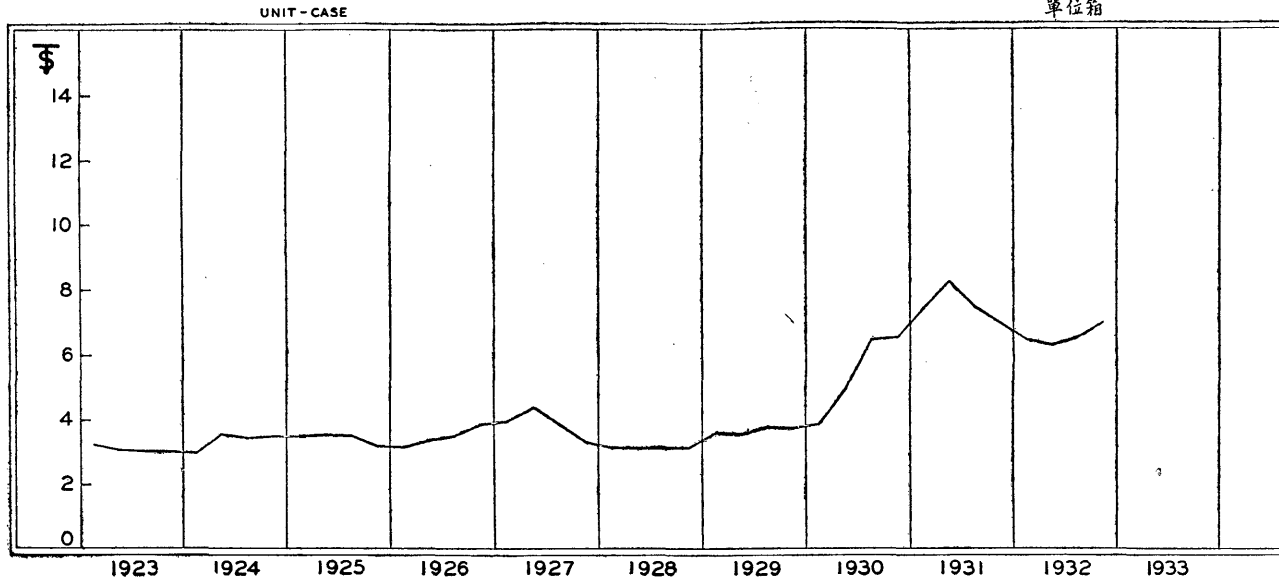


油 脂 OILS

躉售市價 (單位兩)—Wholesale Price (Shanghai Tls.)

| 名稱 Name | 單位 Unit | 年份 Year | 一月 Jan. | 二月 Feb. | 三月 March | 平均 Qrly. Average | 四月 April | 五月 May | 六月 June | 平均 Qrly. Average | 七月 July | 八月 Aug. | 九月 Sept. | 平均 Qrly. Average | 十月 Oct. | 十一月 Nov. | 十二月 Dec. | 平均 Qrly. Average | 總平均 Year's Average | |
|---|-------------------------------|------------|------------|------------|-------------|------------------------|-------------|-----------|------------|------------------------|------------|------------|-------------|------------------------|------------|-------------|-------------|------------------------|--------------------------|-------|
| 煤油, 美孚, 老牌 (美) Kerosene, Brilliant Brand, Socony (U. S. A.) | 箱 (兩聽) Case (2 tins) | 十二年1923 | 3.173 | 3.345 | 3.168 | 3.229 | 3.123 | 3.076 | 3.056 | 3.085 | 3.062 | 3.062 | 3.069 | 3.065 | 3.042 | 3.011 | 2.993 | 3.015 | 3.098 | |
| | | 十三年1924 | 2.981 | 2.979 | 2.971 | 2.977 | 3.556 | 3.561 | 3.519 | 3.545 | 3.510 | 3.390 | 3.452 | 3.451 | 3.464 | 3.480 | 3.480 | 3.480 | 3.475 | 3.362 |
| | | 十四年1925 | 3.480 | 3.440 | 3.440 | 3.453 | 3.544 | 3.480 | ... | 3.512 | 3.580 | 3.444 | 3.444 | 3.489 | 3.451 | 3.046 | 3.050 | 3.182 | 3.409 | |
| | | 十五年1926 | 3.015 | 3.006 | 3.359 | 3.127 | 3.370 | 3.370 | 3.353 | 3.364 | 3.370 | 3.375 | 3.596 | 3.447 | 3.605 | 3.910 | 4.002 | 3.839 | 3.444 | |
| | | 十六年1927 | 3.942 | 3.942 | 3.942 | 3.942 | 4.215 | 4.490 | 4.490 | 4.398 | 4.124 | 3.759 | 3.541 | 3.808 | 3.103 | 3.103 | 3.103 | 3.650 | 3.285 | 3.858 |
| | | 十七年1928 | 3.102 | 3.102 | 3.102 | 3.102 | 3.102 | 3.066 | 3.102 | 3.090 | 3.102 | 3.102 | 3.102 | 3.102 | 3.102 | 3.102 | 3.102 | 3.102 | 3.102 | 3.099 |
| | | 十八年1929 | 3.102 | 3.832 | 3.796 | 3.577 | 3.796 | 3.796 | 3.103 | 3.565 | 3.796 | 3.734 | 3.742 | 3.757 | 3.747 | 3.756 | 3.762 | 3.755 | 3.663 | |
| | | 十九年1930 | 3.746 | 3.878 | 3.889 | 3.838 | 3.888 | 5.156 | 5.695 | 4.913 | 6.358 | 6.471 | 6.567 | 6.465 | 6.554 | 6.536 | 6.521 | 6.537 | 5.438 | |
| | | 二十年1931 | 6.685 | 7.372 | 8.098 | 7.385 | 8.144 | 8.250 | 8.222 | 8.205 | 7.654 | 7.465 | 7.103 | 7.407 | 7.124 | 7.112 | 6.731 | 6.989 | 7.496 | |
| | | 廿一年1932 | 6.503 | ... | 6.387 | 6.445 | 6.222 | 6.360 | 6.303 | 6.295 | 6.263 | 6.326 | 6.802 | 6.464 | 6.908 | 6.969 | 7.023 | 6.967 | 6.543 | |

美孚老牌煤油在滬之躉售市價
PRICE OF AMERICAN SOCONY KEROSENE OIL
民國十二年至廿一年
1923 - 1932

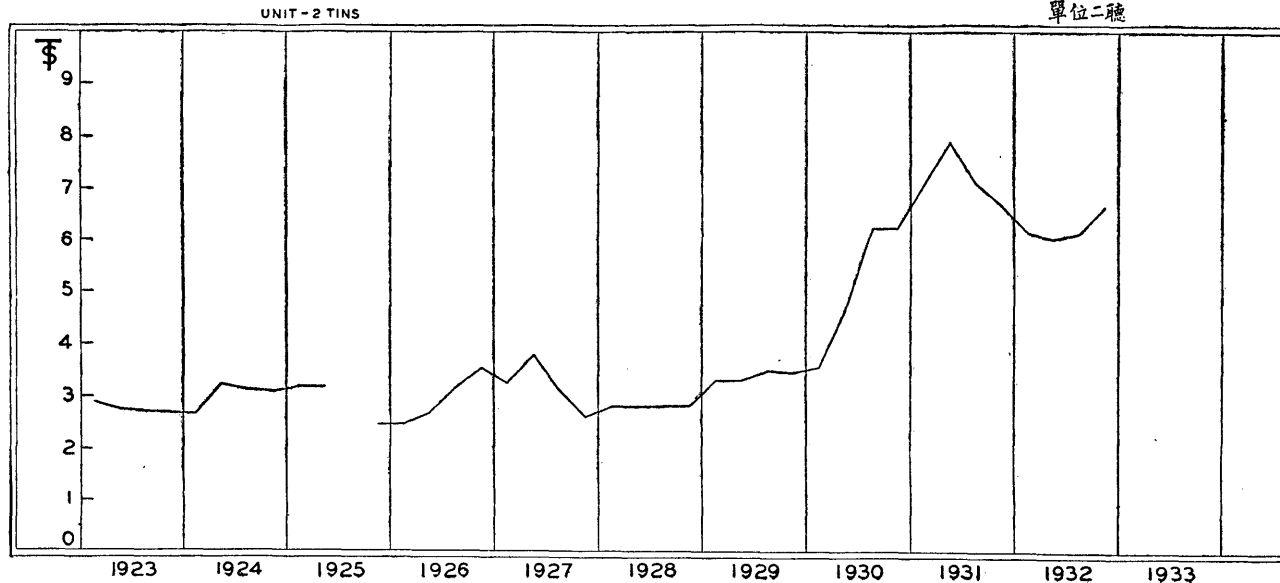


油 脂 OILS

躉售市價 (單位兩)—Wholesale Price (Shanghai Tls.)

| 名稱 Name | 單位 Unit | 年份 Year | 一月 Jan. | 二月 Feb. | 三月 March | 平均 Qrly. Average | 四月 April | 五月 May | 六月 June | 平均 Qrly. Average | 七月 July | 八月 Aug. | 九月 Sept. | 平均 Qrly. Average | 十月 Oct. | 十一月 Nov. | 十二月 Dec. | 平均 Qrly. Average | 總平均 Year's Average | | |
|--|--------------|------------|------------|------------|-------------|------------------------|-------------|-----------|------------|------------------------|------------|------------|-------------|------------------------|------------|-------------|-------------|------------------------|--------------------------|-------|-------|
| 煤油, 美孚, 鷹牌 (美) Kerosene, Eagle Brand, Socony (U. S. A.) | 兩聽 2 Tins | 十二年1923 | 2.885 | 3.057 | 2.880 | 2.941 | 2.834 | 2.787 | 2.771 | 2.797 | 2.774 | 2.776 | 2.780 | 2.777 | 2.754 | 2.720 | 2.705 | 2.726 | 2.810 | | |
| | | 十三年1924 | 2.695 | 2.693 | 2.685 | 2.691 | 3.269 | 3.273 | 3.235 | 3.259 | 3.227 | 3.099 | 3.161 | 3.162 | 3.172 | 3.190 | 3.080 | 3.147 | 3.064 | | |
| | | 十四年1925 | 3.190 | 3.190 | 3.150 | 3.163 | 3.154 | 3.187 | ... | 3.170 | | | | | | 2.761 | 2.212 | 2.360 | 2.444 | | |
| | | 十五年1926 | 2.333 | 2.326 | 2.716 | 2.458 | 2.653 | 2.689 | 2.676 | 2.673 | 3.085 | 3.087 | 3.308 | 3.160 | 3.160 | 3.316 | 3.621 | 3.702 | 3.546 | 2.959 | |
| | | 十六年1927 | 3.249 | 3.249 | 3.249 | 3.249 | 3.740 | 3.793 | 3.796 | 3.777 | 3.431 | 3.066 | 2.884 | 3.126 | 3.126 | 2.409 | 2.409 | 2.975 | 2.598 | 3.188 | |
| | | 十七年1928 | 2.811 | 2.811 | 2.811 | 2.811 | 2.810 | 2.774 | 2.810 | 2.798 | 2.810 | 2.810 | 2.810 | 2.810 | 2.810 | 2.810 | 2.810 | 2.810 | 2.810 | 2.810 | 2.807 |
| | | 十八年1929 | 2.810 | 3.540 | 3.450 | 3.297 | 3.541 | 3.541 | 2.811 | 3.298 | 3.577 | 3.446 | 3.454 | 3.492 | 3.492 | 3.458 | 3.468 | 3.472 | 3.466 | 3.388 | |
| | | 十九年1930 | 3.457 | 3.591 | 3.601 | 3.550 | 3.601 | 4.867 | 5.409 | 4.626 | 6.064 | 6.180 | 6.275 | 6.173 | 6.173 | 6.263 | 6.245 | 6.232 | 6.247 | 5.149 | |
| | | 二十年1931 | 6.396 | 7.083 | 7.808 | 7.096 | 7.854 | 7.958 | 7.931 | 7.914 | 7.364 | 7.175 | 6.813 | 7.117 | 7.117 | 6.833 | 6.822 | 6.442 | 6.699 | 7.207 | |
| | | 廿一年1932 | 6.215 | ... | 6.097 | 6.156 | 5.940 | 6.078 | 6.025 | 6.014 | 5.987 | 6.052 | 6.508 | 6.182 | 6.182 | 6.627 | 6.686 | 6.738 | 6.684 | 6.259 | |

美孚鷹牌煤油在滬之躉售市價
PRICE OF AMERICAN SOCONY EAGLE BRAND KEROSENE OIL
民國十二年至廿一年
1923 - 1932

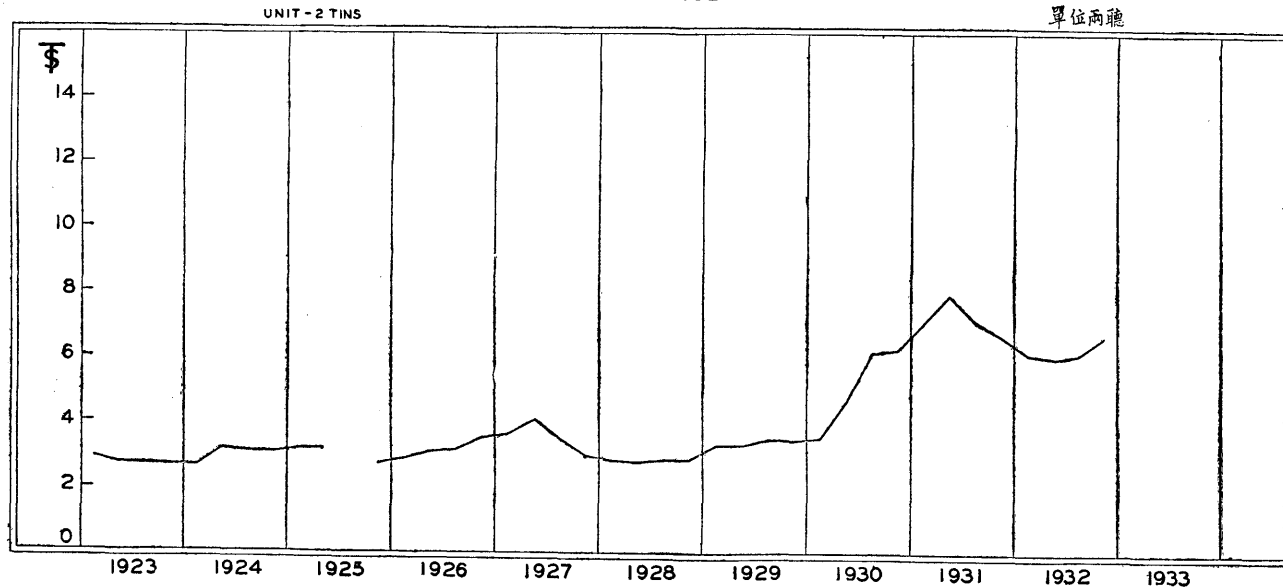


油 脂 OILS

躉售市價(單位兩)—Wholesale Price (Shanghai Tls.)

| 名 稱 Name | 單 位 Unit | 年 份 Year | 一 月 Jan. | 二 月 Feb. | 三 月 March | 平 均 Qrly. Average | 四 月 April | 五 月 May | 六 月 June | 平 均 Qrly. Average | 七 月 July | 八 月 Aug. | 九 月 Sept. | 平 均 Qrly. Average | 十 月 Oct. | 十一 月 Nov. | 十二 月 Dec. | 平 均 Qrly. Average | 總平均 Year's Average | |
|---|---------------|-------------|-------------|-------------|--------------|-------------------------|--------------|------------|-------------|-------------------------|-------------|-------------|--------------|-------------------------|-------------|--------------|--------------|-------------------------|--------------------------|-------|
| 煤油, 僧帽 (英) Kerosene Oil, Crown Brand (Great Britain) | 兩 聽 2 Tins | 十二年1923 | 2.885 | 3.135 | 2.880 | 2.967 | 2.834 | 2.787 | 2.771 | 2.797 | 2.774 | 2.775 | 2.780 | 2.776 | 2.754 | 2.721 | 2.705 | 2.727 | 2.817 | |
| | | 十三年1924 | 2.695 | 2.693 | 2.685 | 2.691 | 3.269 | 3.273 | 3.235 | 3.259 | 3.227 | 3.099 | 3.161 | 3.162 | 3.172 | 3.190 | 3.080 | 3.147 | 3.315 | |
| | | 十四年1925 | 3.260 | 3.150 | 3.150 | 3.187 | 3.154 | 3.187 | ... | 3.170 | | | | | ... | 2.611 | 2.760 | 2.685 | | |
| | | 十五年1926 | 2.800 | 2.719 | 3.073 | 2.864 | 3.047 | 3.083 | 3.068 | 3.066 | 3.085 | 3.087 | 3.308 | 3.160 | 3.352 | 3.621 | 3.702 | 3.558 | 3.162 | |
| | | 十六年1927 | 3.650 | 3.650 | 3.650 | 3.650 | 3.898 | 4.198 | 4.198 | 4.098 | 3.832 | 3.467 | 3.249 | 3.516 | 2.811 | 2.811 | 3.359 | 2.994 | 3.564 | |
| | | 十七年1928 | 2.811 | 2.811 | 2.811 | 2.811 | 2.810 | 2.774 | 2.810 | 2.798 | 2.810 | 2.810 | 2.810 | 2.810 | 2.810 | 2.810 | 2.810 | 2.810 | 2.810 | 2.807 |
| | | 十八年1929 | 2.810 | 3.540 | 3.540 | 3.297 | 3.541 | 3.541 | 2.811 | 3.298 | 3.577 | 3.446 | 3.454 | 3.492 | 3.458 | 3.468 | 3.472 | 3.466 | 3.388 | |
| | | 十九年1930 | 3.457 | 3.591 | 3.601 | 3.550 | 3.601 | 4.867 | 5.409 | 4.626 | 6.064 | 6.180 | 6.275 | 6.173 | 6.263 | 6.246 | 6.231 | 6.247 | 5.148 | |
| | | 二十年1931 | 6.396 | 7.084 | 7.809 | 7.096 | 7.854 | 7.958 | 7.931 | 7.914 | 7.363 | 7.175 | 6.813 | 7.117 | 6.833 | 6.822 | 6.442 | 6.699 | 7.206 | |
| | | 廿一年1932 | 6.215 | ... | 6.097 | 6.156 | 5.940 | 6.079 | 6.024 | 6.014 | 5.987 | 6.051 | 6.525 | 6.188 | 6.627 | 6.686 | 6.738 | 6.684 | 6.260 | |

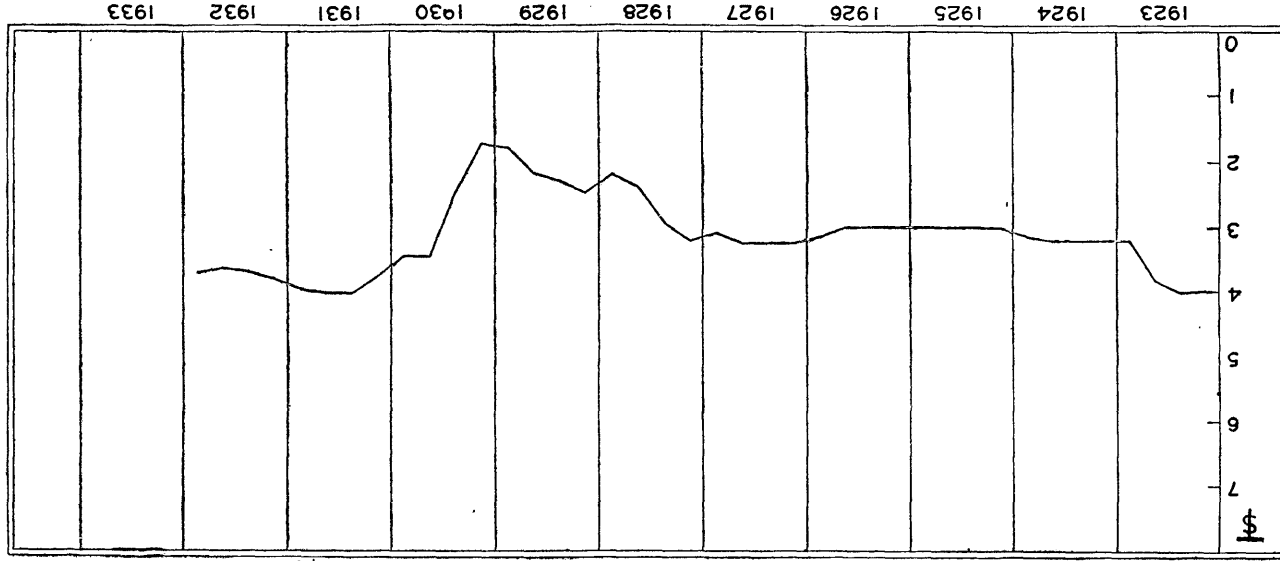
英國僧帽煤油在滬之躉售市價
PRICE OF BRITISH CROWN BRAND KEROSENE OIL
民國十二年至廿一年
1923 - 1932



油 脂 OILS

躉售市價 (單位兩) — Wholesale Price (Shanghai Tls.)

| 名稱 Name | 單位 Unit | 年份 Year | 一月 Jan. | 二月 Feb. | 三月 March | 平均 Qrly. Average | 四月 April | 五月 May | 六月 June | 平均 Qrly. Average | 七月 July | 八月 Aug. | 九月 Sept. | 平均 Qrly. Average | 十月 Oct. | 十一月 Nov. | 十二月 Dec. | 平均 Qrly. Average | 總平均 Year's Average | | |
|---|-----------------------------|------------|------------|------------|-------------|------------------------|-------------|-----------|------------|------------------------|------------|------------|-------------|------------------------|------------|-------------|-------------|------------------------|--------------------------|-------|-------|
| 汽發油, 亞細亞 殼牌, 美孚汽車牌 (英, 美) Gasoline, A. P. C., Socony, First Grade, (Great Britain & U. S. A.) | 五美加倫 5. Amer. Gallons | 十二年1923 | 4.000 | 4.000 | 4.000 | 4.000 | 4.000 | 4.000 | 4.125 | 4.041 | 4.000 | 4.000 | 3.500 | 3.833 | 3.200 | 3.200 | 3.200 | 3.200 | 3.200 | 3.768 | |
| | | 十三年1924 | 3.200 | 3.200 | 3.200 | 3.200 | 3.200 | 3.200 | 3.200 | 3.200 | 3.200 | 3.200 | 3.200 | 3.200 | 3.200 | 3.200 | 3.200 | 3.000 | 3.133 | 3.183 | |
| | | 十四年1925 | 3.000 | 3.000 | 3.000 | 3.000 | 3.000 | 3.000 | 3.000 | 3.000 | 3.000 | 3.000 | 3.000 | 3.000 | 3.000 | 3.000 | 3.000 | 3.000 | 3.000 | 3.000 | 3.000 |
| | | 十五年1926 | 3.000 | 3.000 | 3.000 | 3.000 | 3.000 | 3.000 | 3.000 | 3.000 | 3.000 | 3.000 | 3.000 | 3.000 | 3.000 | 3.000 | 3.250 | 3.250 | 3.167 | 3.042 | |
| | | 十六年1927 | 3.250 | 3.250 | 3.250 | 3.250 | 3.250 | 3.250 | 3.250 | 3.250 | 3.250 | 3.250 | 3.250 | 3.250 | 3.250 | 3.250 | 3.000 | 3.000 | 3.083 | 3.208 | |
| | | 十七年1928 | 3.285 | 3.117 | 3.265 | 3.222 | 3.285 | 3.011 | 2.518 | 2.938 | 2.737 | 2.190 | 2.190 | 2.372 | 2.190 | 2.190 | 2.190 | 2.190 | 2.190 | 2.190 | 2.680 |
| | | 十八年1929 | 2.190 | 2.621 | 2.664 | 2.492 | 2.300 | 2.300 | 2.300 | 2.300 | 2.336 | 2.118 | 2.123 | 2.192 | 2.125 | 1.589 | 1.592 | 1.769 | 1.769 | 2.188 | |
| | | 十九年1930 | 1.585 | 1.759 | 1.764 | 1.703 | 1.765 | 2.603 | 2.991 | 2.453 | 3.445 | 3.456 | 3.459 | 3.452 | 3.452 | 3.442 | 3.442 | 3.435 | 3.443 | 2.763 | |
| | | 二十年1931 | 3.516 | 3.780 | 3.969 | 3.755 | 3.992 | 4.027 | 4.031 | 4.017 | 4.019 | 4.015 | 4.015 | 4.016 | 4.027 | 4.020 | 3.843 | 3.963 | 3.963 | 3.938 | |
| | | 廿一年1932 | 3.815 | ... | 3.854 | 3.835 | 3.755 | 3.732 | 3.698 | 3.728 | 3.675 | 3.652 | 3.667 | 3.665 | 3.724 | 3.757 | 3.786 | 3.756 | 3.746 | | |



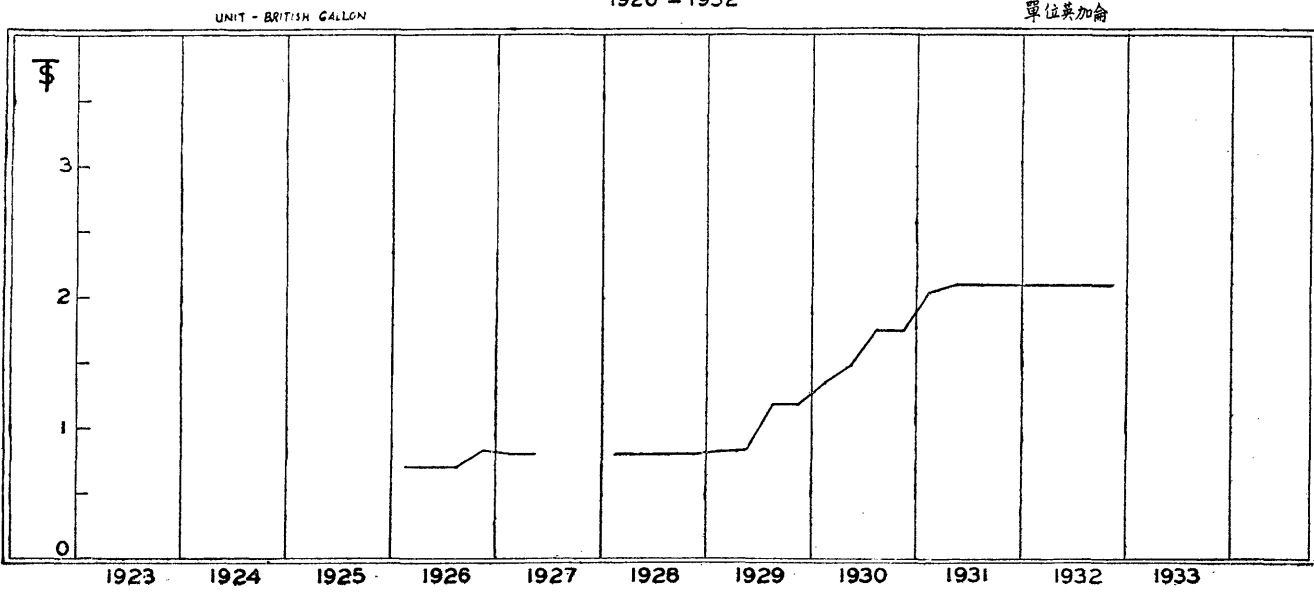
亞細亞殼牌美孚汽車牌汽發油在港之躉售市價
 PRICE OF BRITISH & AMERICAN FIRST GRADE A. P. C. & SOCONY GASOLINE
 民國十二年至廿一年
 1923-1932
 單位五加倫
 UNIT - 5 AMERICAN GALLONS

油 脂 OILS

躉售市價 (單位兩) — Wholesale Price (Shanghai Tls.)

| 名稱 Name | 單位 Unit | 年份 Year | 一月 Jan. | 二月 Feb. | 三月 March | 平均 Qrly. Average | 四月 April | 五月 May | 六月 June | 平均 Qrly. Average | 七月 July | 八月 Aug. | 九月 Sept. | 平均 Qrly. Average | 十月 Oct. | 十一月 Nov. | 十二月 Dec. | 平均 Qrly. Average | 總平均 Year's Average | | | |
|--|----------------------------|------------|------------|------------|-------------|------------------------|-------------|-----------|------------|------------------------|------------|------------|-------------|------------------------|------------|-------------|-------------|------------------------|--------------------------|-------|-------|-------|
| 馬達油, 美孚 (美) Oil, Motor Socony (U. S. A.) | 英加侖 Gallon (British) | 十二年1923 | | | | | | | | | | | | | | | | | | | | |
| | | 十三年1924 | | | | | | | | | | | | | | | | | | | | |
| | | 十四年1925 | | | | | | | | | | | | | | | | | | | | |
| | | 十五年1926 | 0.700 | 0.700 | 0.700 | 0.700 | 0.700 | 0.700 | 0.700 | 0.700 | 0.700 | 0.700 | 0.700 | 0.700 | 0.700 | 0.750 | 0.800 | 0.800 | 0.783 | 0.721 | | |
| | | 十六年1927 | 0.800 | 0.800 | 0.800 | 0.800 | 0.800 | 0.800 | 0.800 | 0.800 | 0.800 | | | | | | | | | | | |
| | | 十七年1928 | 0.800 | 0.800 | 0.800 | 0.800 | 0.800 | 0.800 | 0.800 | 0.800 | 0.800 | 0.800 | 0.800 | 0.800 | 0.800 | 0.800 | 0.800 | 0.800 | 0.800 | 0.800 | 0.800 | |
| | | 十八年1929 | 0.800 | 0.835 | 0.835 | 0.823 | 0.835 | 0.835 | 0.835 | 0.835 | 0.835 | ... | 1.180 | 1.180 | 1.180 | 1.180 | 1.180 | 1.180 | 1.180 | 1.180 | 1.005 | |
| | | 十九年1930 | 1.350 | 1.350 | 1.350 | 1.350 | 1.350 | 1.350 | 1.350 | 1.750 | 1.483 | 1.750 | 1.750 | 1.750 | 1.750 | 1.750 | 1.750 | 1.750 | 1.750 | 1.750 | 1.583 | |
| | | 二十年1931 | 1.925 | 2.100 | 2.100 | 2.042 | 2.100 | 2.100 | 2.100 | 2.100 | 2.100 | 2.100 | 2.100 | 2.100 | 2.100 | 2.100 | 2.100 | 2.100 | 2.100 | 2.100 | 2.100 | 2.086 |
| | | 廿一年1932 | 2.100 | ... | 2.100 | 2.100 | 2.100 | 2.100 | 2.100 | 2.100 | 2.100 | 2.100 | 2.100 | 2.100 | 2.100 | 2.100 | 2.100 | 2.100 | 2.100 | 2.100 | 2.100 | 2.100 |

美國美孚馬達油在港之躉售市價
 PRICE OF AMERICAN SOCONY MOTOR OIL
 民國十五年至廿一年
 1926 - 1932



油 脂 OILS

躉售市價 (單位兩) — Wholesale Price (Shanghai Tls.)

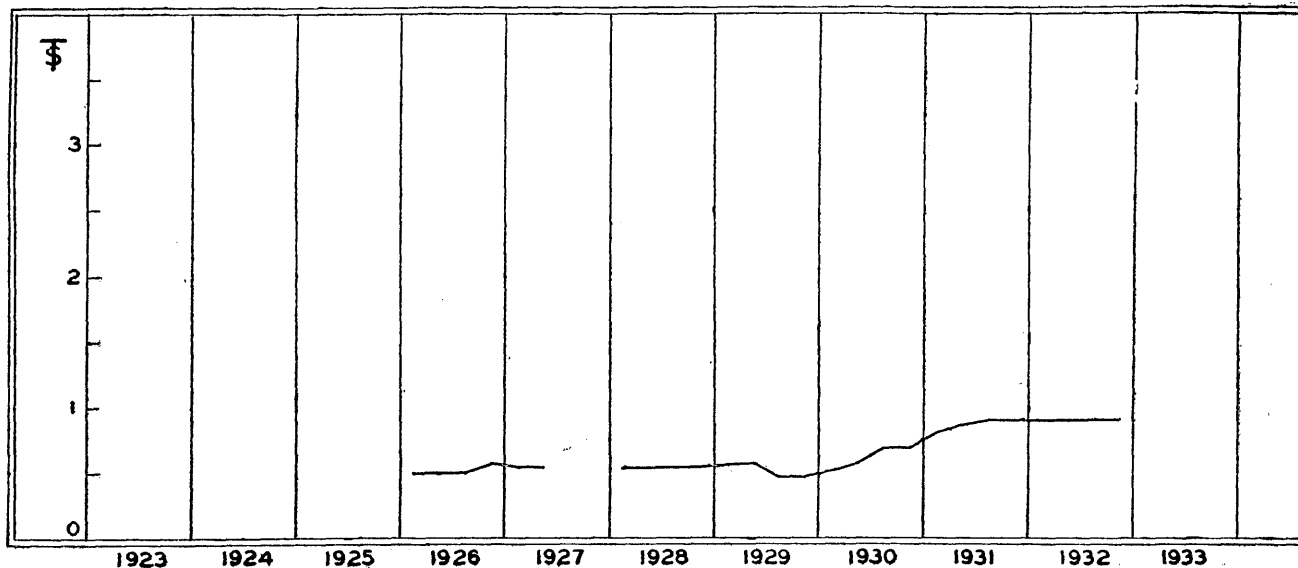
| 名 稱 Name | 單 位 Unit | 年 份 Year | 一 月 Jan. | 二 月 Feb. | 三 月 March | 平 均 Qrly. Average | 四 月 April | 五 月 May | 六 月 June | 平 均 Qrly. Average | 七 月 July | 八 月 Aug. | 九 月 Sept. | 平 均 Qrly. Average | 十 月 Oct. | 十一 月 Nov. | 十二 月 Dec. | 平 均 Qrly. Average | 總 平 均 Year's Average | | | |
|---|-----------------------|-------------|-------------|-------------|--------------|-------------------------|--------------|------------|-------------|-------------------------|-------------|-------------|--------------|-------------------------|-------------|--------------|--------------|-------------------------|----------------------------|-------|-------|-------|
| 錠子油, 美孚, (美) Oil, Spindle Socony (U. S. A.) | 英加侖 Imp. Gallon | 十二年1923 | | | | | | | | | | | | | | | | | | | | |
| | | 十三年1924 | | | | | | | | | | | | | | | | | | | | |
| | | 十四年1925 | | | | | | | | | | | | | | | | | | | | |
| | | 十五年1926 | 0.500 | 0.500 | 0.500 | 0.500 | 0.500 | 0.500 | 0.500 | 0.500 | 0.500 | 0.500 | 0.500 | 0.500 | 0.500 | 0.550 | 0.600 | 0.600 | 0.583 | 0.521 | | |
| | | 十六年1927 | 0.550 | 0.550 | 0.550 | 0.550 | 0.550 | 0.550 | 0.550 | 0.550 | 0.550 | 0.550 | 0.550 | 0.550 | 0.550 | 0.550 | 0.550 | 0.550 | 0.550 | 0.550 | 0.550 | |
| | | 十七年1928 | 0.550 | 0.550 | 0.550 | 0.550 | 0.550 | 0.550 | 0.550 | 0.550 | 0.550 | 0.550 | 0.550 | 0.550 | 0.550 | 0.550 | 0.550 | 0.550 | 0.550 | 0.550 | 0.550 | 0.550 |
| | | 十八年1929 | 0.550 | 0.585 | 0.585 | 0.573 | 0.585 | 0.585 | 0.585 | 0.585 | 0.585 | ... | 0.470 | 0.480 | 0.475 | 0.480 | 0.480 | 0.480 | 0.480 | 0.480 | 0.480 | 0.528 |
| | | 十九年1930 | 0.530 | 0.530 | 0.530 | 0.530 | 0.530 | 0.530 | 0.530 | 0.530 | 0.700 | 0.587 | 0.700 | 0.700 | 0.700 | 0.700 | 0.700 | 0.700 | 0.700 | 0.700 | 0.700 | 0.629 |
| | | 二十年1931 | 0.770 | 0.840 | 0.840 | 0.817 | 0.840 | 0.840 | 0.910 | 0.910 | 0.887 | 0.910 | 0.910 | 0.910 | 0.910 | 0.910 | 0.910 | 0.910 | 0.910 | 0.910 | 0.910 | 0.881 |
| | | 廿一年1932 | 0.910 | ... | 0.910 | 0.910 | 0.910 | 0.910 | 0.910 | 0.910 | 0.910 | 0.910 | 0.910 | 0.910 | 0.910 | 0.910 | 0.910 | 0.910 | 0.910 | 0.910 | 0.910 | 0.910 |

美國美孚錠子油在滬之躉售市價
PRICE OF AMERICAN SOCONY SPINDLE OIL
民國十五年至廿一年

UNIT - BRITISH GALLON

1926 - 1932

單位英加侖

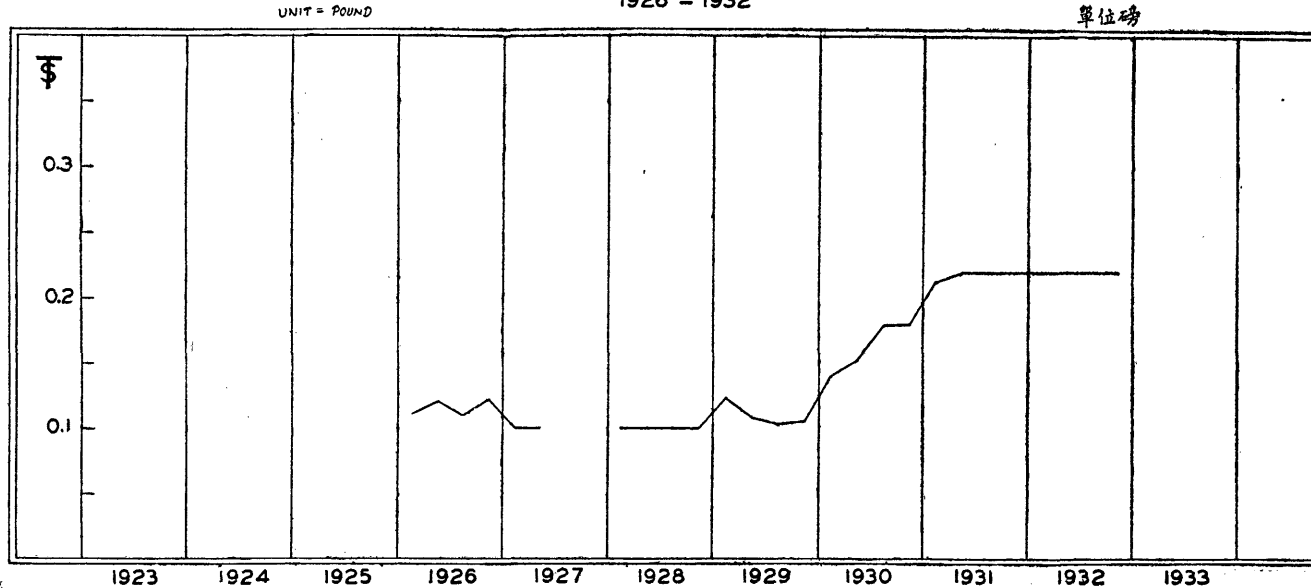


香牛油 GREASE

躉售市價(單位兩)—Wholesale Price^m(Shanghai Tls.)

| 名稱 Name | 單位 Unit | 年份 Year | 一月 Jan. | 二月 Feb. | 三月 March | 平均 Qrly. Average | 四月 April | 五月 May | 六月 June | 平均 Qrly. Average | 七月 July | 八月 Aug. | 九月 Sept. | 平均 Qrly. Average | 十月 Oct. | 十一月 Nov. | 十二月 Dec. | 平均 Qrly. Average | 總平均 Year's Average | | |
|--|------------|------------|------------|------------|-------------|------------------------|-------------|-----------|------------|------------------------|------------|------------|-------------|------------------------|------------|-------------|-------------|------------------------|--------------------------|-------|--|
| 香牛油, 美孚 (美) Grease, Lubricating Socony (U. S. A.) | 磅 Pound | 十二年1923 | | | | | | | | | | | | | | | | | | | |
| | | 十三年1924 | | | | | | | | | | | | | | | | | | | |
| | | 十四年1925 | | | | | | | | | | | | | | | | | | | |
| | | 十五年1926 | 0.110 | 0.110 | 0.110 | 0.110 | 0.120 | 0.120 | 0.120 | 0.120 | 0.110 | 0.110 | 0.110 | 0.110 | 0.115 | 0.122 | 0.125 | 0.121 | 0.115 | | |
| | | 十六年1927 | 0.100 | 0.100 | 0.100 | 0.100 | 0.100 | 0.100 | 0.100 | 0.100 | 0.100 | 0.100 | 0.100 | 0.100 | 0.100 | 0.100 | 0.100 | 0.100 | 0.100 | 0.100 | |
| | | 十七年1928 | 0.100 | 0.100 | 0.100 | 0.100 | 0.100 | 0.100 | 0.100 | 0.100 | 0.100 | 0.100 | 0.100 | 0.100 | 0.100 | 0.100 | 0.100 | 0.100 | 0.100 | 0.100 | |
| | | 十八年1929 | 0.100 | 0.135 | 0.135 | 0.123 | 0.115 | 0.110 | 0.100 | 0.108 | 0.100 | 0.105 | 0.105 | 0.103 | 0.105 | 0.105 | 0.105 | 0.105 | 0.105 | 0.110 | |
| | | 十九年1930 | 0.140 | 0.140 | 0.140 | 0.140 | 0.140 | 0.140 | 0.140 | 0.180 | 0.153 | 0.180 | 0.180 | 0.180 | 0.180 | 0.180 | 0.180 | 0.180 | 0.180 | 0.180 | |
| | | 二十年1931 | 0.200 | 0.220 | 0.220 | 0.213 | 0.220 | 0.220 | 0.220 | 0.220 | 0.220 | 0.220 | 0.220 | 0.220 | 0.220 | 0.220 | 0.220 | 0.220 | 0.220 | 0.220 | |
| | | 廿一年1932 | 0.220 | ... | 0.220 | 0.220 | 0.220 | 0.220 | 0.220 | 0.220 | 0.220 | 0.220 | 0.220 | 0.220 | 0.220 | 0.220 | 0.220 | 0.220 | 0.220 | 0.220 | |

美國美孚香牛油在港之躉售市價
PRICE OF AMERICAN SOCONY LUBRICATING GREASE
民國十五年至廿一年
1926 - 1932

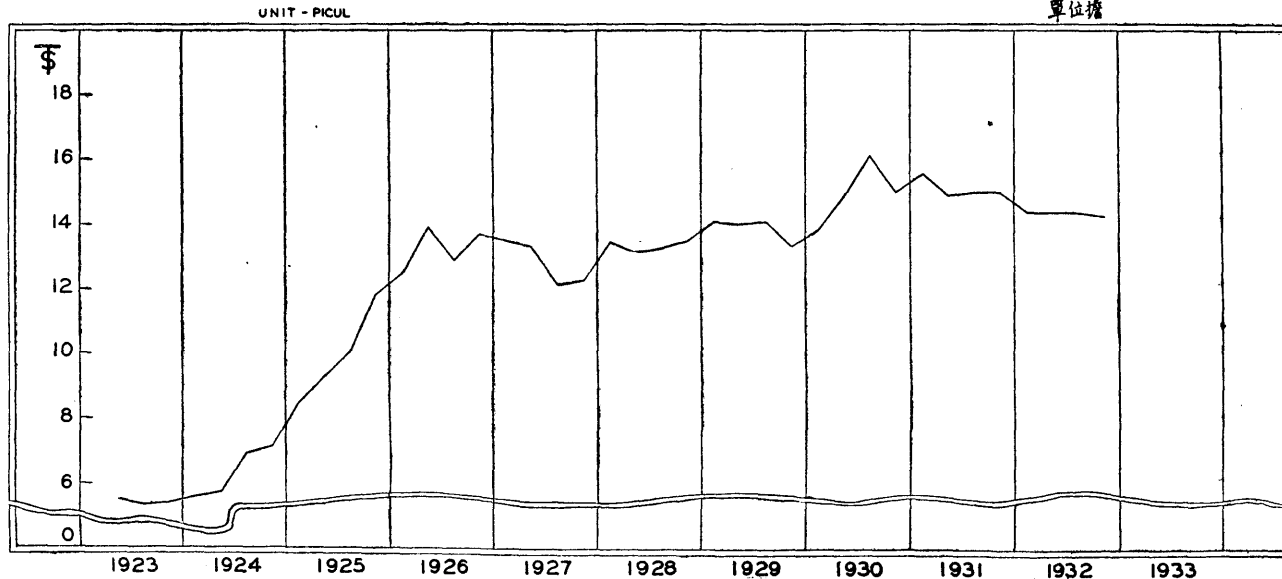


松 香 RESIN

躉售市價 (單位兩) — Wholesale Price (Shanghai Tls.)

| 名稱 Name | 單位 Unit | 年份 Year | 一月 Jan. | 二月 Feb. | 三月 March | 平均 Qrly. Average | 四月 April | 五月 May | 六月 June | 平均 Qrly. Average | 七月 July | 八月 Aug. | 九月 Sept. | 平均 Qrly. Average | 十月 Oct. | 十一月 Nov. | 十二月 Dec. | 平均 Qrly. Average | 總平均 Year's Average | |
|---|------------|------------|------------|------------|-------------|------------------------|-------------|-----------|------------|------------------------|------------|------------|-------------|------------------------|------------|-------------|-------------|------------------------|--------------------------|--------|
| 松香, WW牌 (美) Resin, W. W. Brand (U. S. A.) | 担 Picul | 十二年1923 | | | | | 5.500 | 5.500 | 5.200 | 5.400 | 5.200 | 5.200 | 5.200 | 5.200 | 5.200 | 5.200 | 5.200 | 5.200 | | |
| | | 十三年1924 | 5.189 | 5.500 | 5.400 | 5.363 | 5.375 | 5.687 | 6.150 | 5.737 | 5.900 | 7.160 | 7.370 | 6.810 | 7.383 | 7.250 | 6.533 | 7.055 | 6.241 | |
| | | 十四年1925 | 6.833 | 9.000 | 9.500 | 8.444 | 9.500 | 9.200 | ... | 9.350 | 9.625 | 10.250 | 10.250 | 10.042 | 11.500 | 12.750 | 11.250 | 11.833 | 9.917 | |
| | | 十五年1926 | 11.500 | 11.750 | 14.250 | 12.500 | 14.500 | 14.000 | 13.250 | 13.917 | 13.350 | 12.625 | 12.750 | 12.908 | 13.500 | 13.875 | 13.750 | 13.708 | 13.258 | |
| | | 十六年1927 | 13.500 | 13.500 | 13.500 | 13.500 | 13.500 | 13.500 | 13.000 | 13.333 | 12.500 | 12.000 | 12.000 | 12.167 | 12.375 | 12.500 | 12.000 | 12.292 | 12.823 | |
| | | 十七年1928 | 13.250 | 13.475 | 13.625 | 13.450 | 13.250 | 13.125 | 13.000 | 13.125 | 13.200 | 13.375 | 13.250 | 13.275 | 13.250 | 13.675 | 13.500 | 13.475 | 13.331 | |
| | | 十八年1929 | 13.600 | 14.150 | 14.500 | 14.083 | 14.000 | 14.000 | 14.000 | 14.000 | 14.250 | 14.500 | 13.500 | 14.083 | 13.500 | 13.250 | 13.250 | 13.333 | 13.875 | |
| | | 十九年1930 | 13.250 | 13.750 | 14.500 | 13.833 | 14.625 | 14.750 | 15.250 | 14.875 | 16.250 | 16.000 | 16.000 | 16.083 | 14.800 | 15.000 | 15.250 | 15.017 | 14.952 | |
| | | 二十年1931 | 15.500 | 15.750 | 15.500 | 15.583 | 15.000 | 14.700 | 15.000 | 14.900 | 15.000 | 15.000 | 15.000 | 15.000 | 15.000 | 15.000 | 15.000 | 15.000 | 15.000 | 15.121 |
| | | 廿一年1932 | 14.400 | ... | 14.400 | 14.400 | 14.400 | 14.400 | 14.400 | 14.400 | 14.400 | 14.400 | 14.400 | 14.400 | 14.400 | 14.400 | 14.000 | 14.500 | 14.300 | 14.275 |

美國WW牌松香在港之躉售市價
PRICE OF AMERICAN W. W. BRAND RESIN
民國十二年至廿一年
1923 - 1932

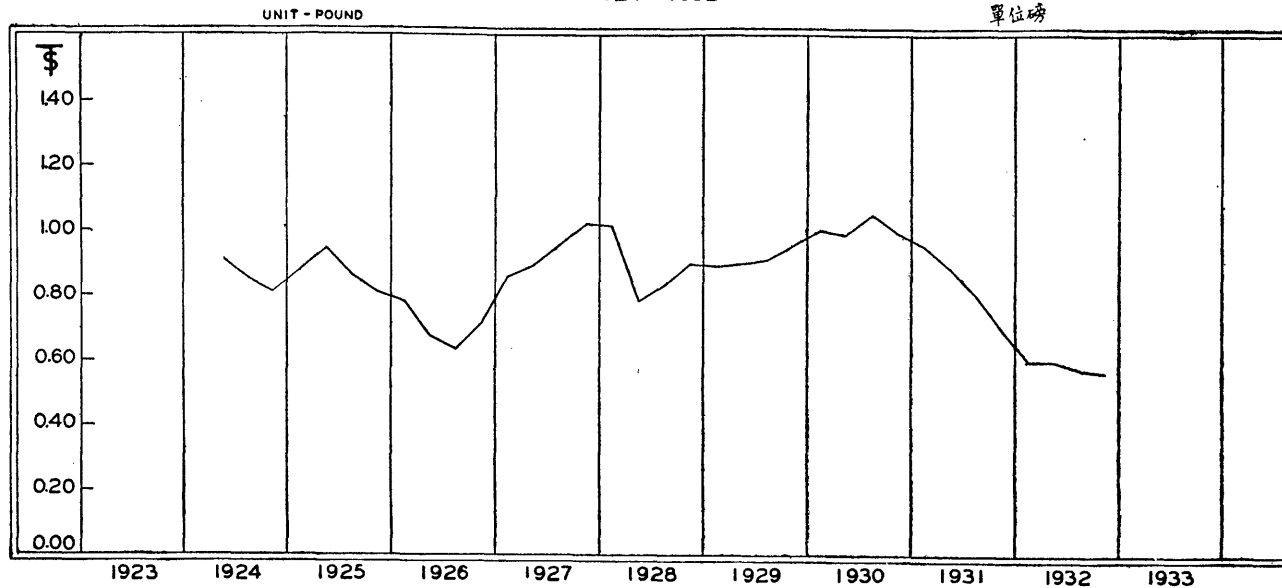


洋乾漆 SHELLAC

躉售市價 (單位兩) — Wholesale Price (Shanghai Tls.)

| 名稱 Name | 單位 Unit | 年份 Year | 一月 Jan. | 二月 Feb. | 三月 March | 平均 Qrly. Average | 四月 April | 五月 May | 六月 June | 平均 Qrly. Average | 七月 July | 八月 Aug. | 九月 Sept. | 平均 Qrly. Average | 十月 Oct. | 十一月 Nov. | 十二月 Dec. | 平均 Qrly. Average | 總平均 Year's Average | |
|---|------------|------------|------------|------------|-------------|------------------------|-------------|-----------|------------|------------------------|------------|------------|-------------|------------------------|------------|-------------|-------------|------------------------|--------------------------|-------|
| 洋乾漆, 二號 (印度) Shellac, 2nd Quality (India) | 磅 Pound | 十二年1923 | | | | | | | | | | | | | 0.950 | 0.966 | 1.002 | 0.973 | | |
| | | 十三年1924 | | | | | 0.940 | 0.910 | 0.880 | 0.910 | 0.855 | 0.850 | 0.850 | 0.852 | 0.830 | 0.800 | 0.800 | 0.810 | | |
| | | 十四年1925 | 0.845 | 0.877 | 0.907 | 0.876 | 0.935 | 0.950 | ... | 0.942 | 0.890 | 0.850 | 0.840 | 0.860 | 0.820 | 0.800 | 0.800 | 0.800 | 0.807 | 0.871 |
| | | 十五年1926 | 0.800 | 0.790 | 0.750 | 0.780 | 0.710 | 0.690 | 0.620 | 0.673 | 0.700 | 0.600 | 0.600 | 0.633 | 0.650 | 0.750 | 0.750 | 0.717 | 0.701 | |
| | | 十六年1927 | 0.800 | 0.875 | 0.900 | 0.858 | 0.900 | 0.850 | 0.925 | 0.892 | 0.875 | 1.025 | 0.975 | 0.958 | 0.950 | 1.012 | 1.100 | 1.021 | 0.932 | |
| | | 十七年1928 | 1.075 | 1.050 | 0.925 | 1.017 | ... | ... | 0.780 | 0.780 | 0.800 | 0.850 | 0.850 | 0.833 | 0.895 | 0.900 | 0.890 | 0.895 | 0.881 | |
| | | 十八年1929 | 0.880 | 0.890 | 0.900 | 0.890 | 0.900 | 0.900 | 0.900 | 0.900 | 0.900 | 0.910 | 0.920 | 0.910 | 0.945 | 0.960 | 0.960 | 0.955 | 0.914 | |
| | | 十九年1930 | 1.000 | 1.000 | 1.000 | 1.000 | 0.980 | 0.980 | 1.000 | 0.987 | 1.050 | 1.050 | 1.050 | 1.050 | 1.025 | 1.000 | 0.950 | 0.992 | 1.007 | |
| | | 二十年1931 | 0.950 | 0.950 | 0.950 | 0.950 | 0.900 | 0.900 | 0.850 | 0.883 | 0.800 | 0.800 | 0.800 | 0.800 | 0.750 | 0.690 | 0.650 | 0.697 | 0.833 | |
| | | 廿一年1932 | 0.600 | ... | 0.600 | 0.600 | 0.600 | 0.600 | 0.600 | 0.600 | 0.600 | 0.580 | 0.580 | 0.565 | 0.575 | 0.560 | 0.750 | 0.550 | 0.560 | 0.584 |

印度二號洋乾漆在港之躉售市價
PRICE OF INDIAN SECOND QUALITY SHELLAC
民國十三年至廿一年
1924 - 1932

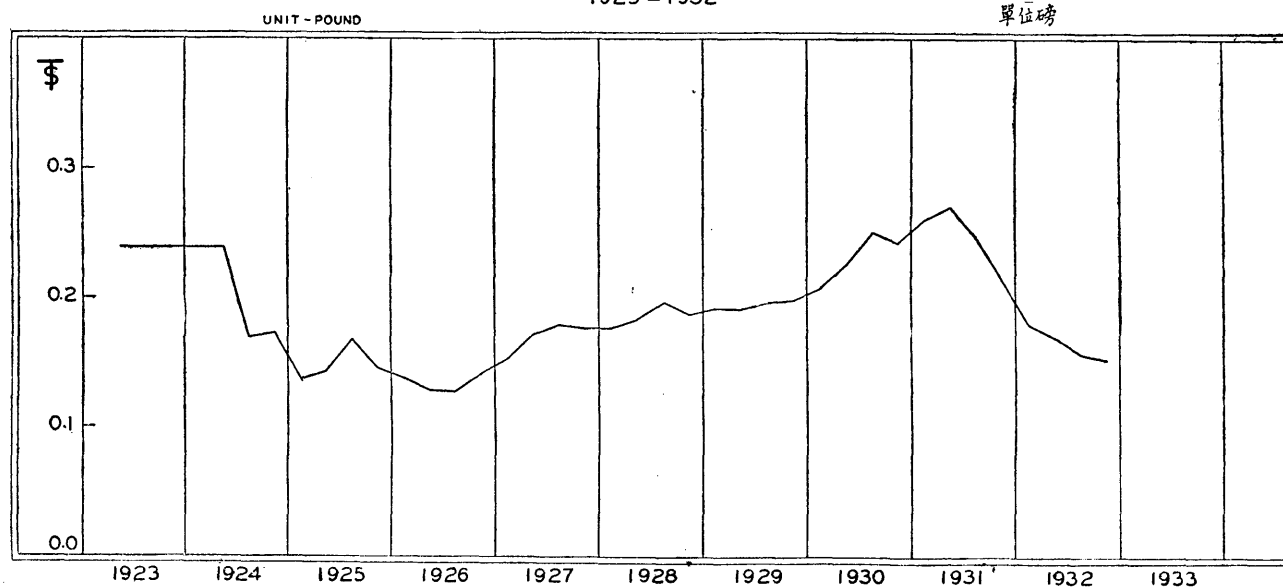


膠 GLUE

躉售市價 (單位兩)—Wholesale Price (Shanghai Tls.)

| 名稱 Name | 單位 Unit | 年份 Year | 一月 Jan. | 二月 Feb. | 三月 March | 平均 Qrly. Average | 四月 April | 五月 May | 六月 June | 平均 Qrly. Average | 七月 July | 八月 Aug. | 九月 Sept. | 平均 Qrly. Average | 十月 Oct. | 十一月 Nov. | 十二月 Dec. | 平均 Qrly. Average | 總平均 Year's Average | |
|---|------------|------------|------------|------------|-------------|------------------------|-------------|-----------|------------|------------------------|------------|------------|-------------|------------------------|------------|-------------|-------------|------------------------|--------------------------|-------|
| 牛皮膠, 德記, (英) Glue, Cow (Great Britain) | 磅 Pound | 十二年1923 | | | | | 0.240 | 0.240 | 0.240 | 0.240 | 0.240 | 0.240 | 0.240 | 0.240 | 0.240 | 0.240 | 0.240 | 0.240 | 0.240 | |
| | | 十三年1924 | 0.240 | 0.240 | 0.240 | 0.240 | 0.240 | 0.240 | 0.240 | 0.240 | 0.240 | 0.170 | 0.172 | 0.174 | 0.172 | 0.176 | 0.169 | 0.177 | 0.174 | 0.206 |
| | | 十四年1925 | 0.130 | 0.132 | 0.145 | 0.136 | 0.145 | 0.142 | ... | 0.143 | 0.165 | 0.180 | 0.155 | 0.167 | 0.167 | 0.155 | 0.135 | 0.145 | 0.145 | 0.148 |
| | | 十五年1926 | 0.140 | 0.138 | 0.133 | 0.137 | 0.130 | 0.125 | 0.130 | 0.128 | 0.130 | 0.125 | 0.125 | 0.127 | 0.127 | 0.140 | 0.145 | 0.140 | 0.142 | 0.134 |
| | | 十六年1927 | 0.147 | 0.150 | 0.162 | 0.153 | 0.170 | 0.167 | 0.180 | 0.172 | 0.180 | 0.180 | 0.180 | 0.180 | 0.180 | 0.180 | 0.171 | 0.180 | 0.177 | 0.171 |
| | | 十七年1928 | 0.180 | 0.180 | 0.172 | 0.177 | 0.182 | 0.185 | 0.185 | 0.184 | 0.195 | 0.200 | 0.197 | 0.197 | 0.197 | 0.185 | 0.185 | 0.190 | 0.187 | 0.186 |
| | | 十八年1929 | 0.195 | 0.190 | 0.190 | 0.192 | 0.190 | 0.190 | 0.195 | 0.192 | 0.200 | 0.200 | 0.190 | 0.197 | 0.197 | 0.198 | 0.200 | 0.200 | 0.199 | 0.195 |
| | | 十九年1930 | 0.200 | 0.210 | 0.215 | 0.208 | 0.220 | 0.220 | 0.240 | 0.227 | 0.250 | 0.250 | 0.250 | 0.250 | 0.250 | 0.245 | 0.240 | 0.240 | 0.242 | 0.232 |
| | | 二十年1931 | 0.250 | 0.260 | 0.270 | 0.260 | 0.270 | 0.270 | 0.260 | 0.267 | 0.260 | 0.240 | 0.240 | 0.240 | 0.247 | 0.230 | 0.215 | 0.200 | 0.215 | 0.248 |
| | | 廿一年1932 | 0.180 | ... | 0.180 | 0.180 | 0.170 | 0.170 | 0.170 | 0.170 | 0.170 | 0.160 | 0.160 | 0.155 | 0.158 | 0.155 | 0.155 | 0.150 | 0.153 | 0.165 |

英國德記牛皮膠在滬之躉售市價
PRICE OF BRITISH COW GLUE
民國十二年至廿一年
1923 - 1932

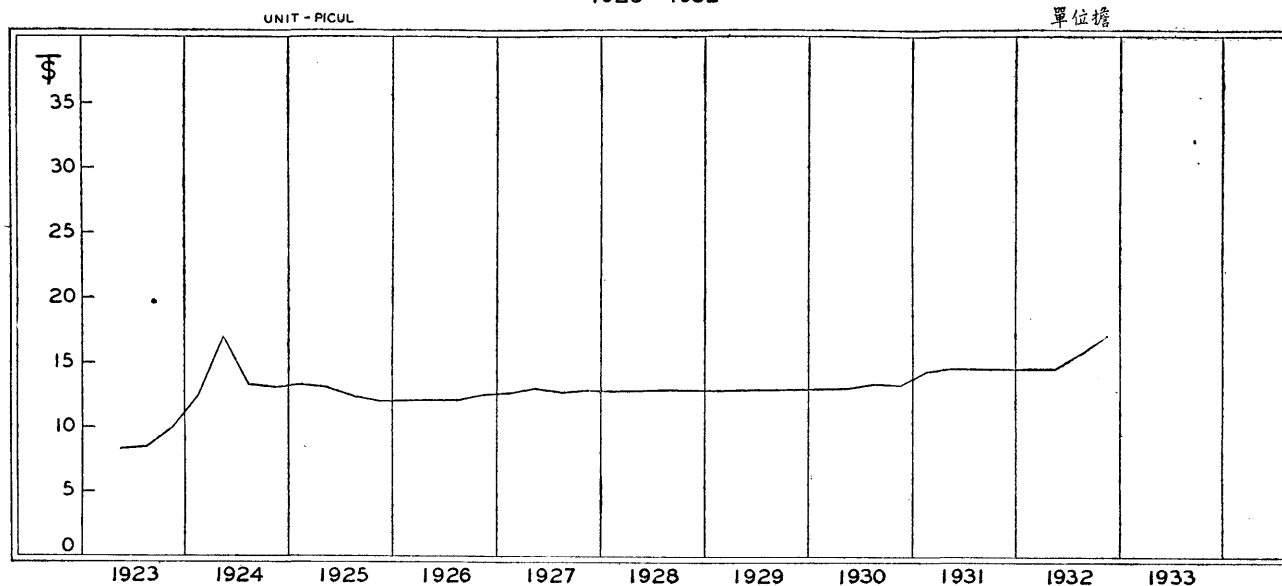


石 蠟 PARAFFIN

躉售市價 (單位兩) - Wholesale Price (Shanghai Tls.)

| 名稱 Name | 單位 Unit | 年份 Year | 一月 Jan. | 二月 Feb. | 三月 March | 平均 Qrly. Average | 四月 April | 五月 May | 六月 June | 平均 Qrly. Average | 七月 July | 八月 Aug. | 九月 Sept. | 平均 Qrly. Average | 十月 Oct. | 十一月 Nov. | 十二月 Dec. | 平均 Qrly. Average | 總平均 Year's Average | | |
|---|------------|------------|------------|------------|-------------|------------------------|-------------|-----------|------------|------------------------|------------|------------|-------------|------------------------|------------|-------------|-------------|------------------------|--------------------------|--------|--------|
| 石蠟, 百廿五至百廿七度 (德) Paraffin, 125°-127° (Germany) | 担 Picul | 十二年1923 | | | | | 8.700 | 8.200 | 8.000 | 8.300 | 8.000 | 8.750 | 8.750 | 8.500 | 9.000 | 10.000 | 10.750 | 9.917 | | | |
| | | 十三年1924 | 11.500 | 11.500 | 11.500 | 11.500 | 17.000 | 17.000 | 17.000 | 17.000 | 14.000 | 13.000 | 13.000 | 13.333 | 13.250 | 13.000 | 13.000 | 13.083 | 11.229 | | |
| | | 十四年1925 | 13.200 | 13.350 | 13.500 | 13.350 | 13.750 | 12.250 | ... | 13.000 | 12.250 | 12.500 | 12.400 | 12.383 | 12.000 | 12.000 | 12.000 | 12.000 | 12.000 | 12.683 | |
| | | 十五年1926 | 12.000 | 12.000 | 12.000 | 12.000 | 12.000 | 12.000 | 12.000 | 12.000 | 12.000 | 12.000 | 12.000 | 12.000 | 12.000 | 12.400 | 12.400 | 12.400 | 12.400 | 12.100 | |
| | | 十六年1927 | 12.800 | 12.800 | 12.000 | 12.533 | 12.900 | 13.000 | 13.000 | 12.967 | 13.000 | 12.900 | 12.000 | 12.633 | 12.800 | 12.800 | 13.000 | 12.867 | 12.750 | 12.750 | |
| | | 十七年1928 | 12.500 | 12.800 | 12.800 | 12.700 | 12.800 | 12.800 | 12.800 | 12.800 | 12.800 | 12.800 | 12.800 | 13.000 | 12.867 | 12.800 | 12.800 | 12.800 | 12.800 | 12.800 | 12.792 |
| | | 十八年1929 | 12.800 | 12.750 | 12.800 | 12.783 | 12.800 | 12.800 | 12.800 | 12.800 | 12.800 | 12.800 | 12.800 | 12.800 | 12.800 | 12.800 | 12.800 | 12.800 | 12.800 | 12.800 | 12.796 |
| | | 十九年1930 | 12.800 | 12.800 | 13.200 | 12.933 | 13.200 | 12.300 | 13.500 | 13.000 | 13.500 | 13.200 | 13.200 | 13.300 | 13.200 | 13.200 | 13.200 | 13.350 | 13.250 | 13.121 | |
| | | 二十年1931 | 13.750 | 14.500 | 14.800 | 14.350 | 14.500 | 14.500 | 14.500 | 14.500 | 14.500 | 14.500 | 14.500 | 14.500 | 14.500 | 14.500 | 14.500 | 14.500 | 14.500 | 14.500 | 14.463 |
| | | 廿一年1932 | 14.500 | ... | 14.500 | 14.500 | 14.500 | 14.500 | 14.500 | 14.500 | 14.500 | 15.918 | 15.473 | 15.543 | 15.645 | 16.830 | 16.980 | 17.468 | 17.093 | 15.434 | |

德國石蠟在港之躉售市價
PRICE OF GERMAN PARAFFIN
民國十二年至廿一年
1923 - 1932

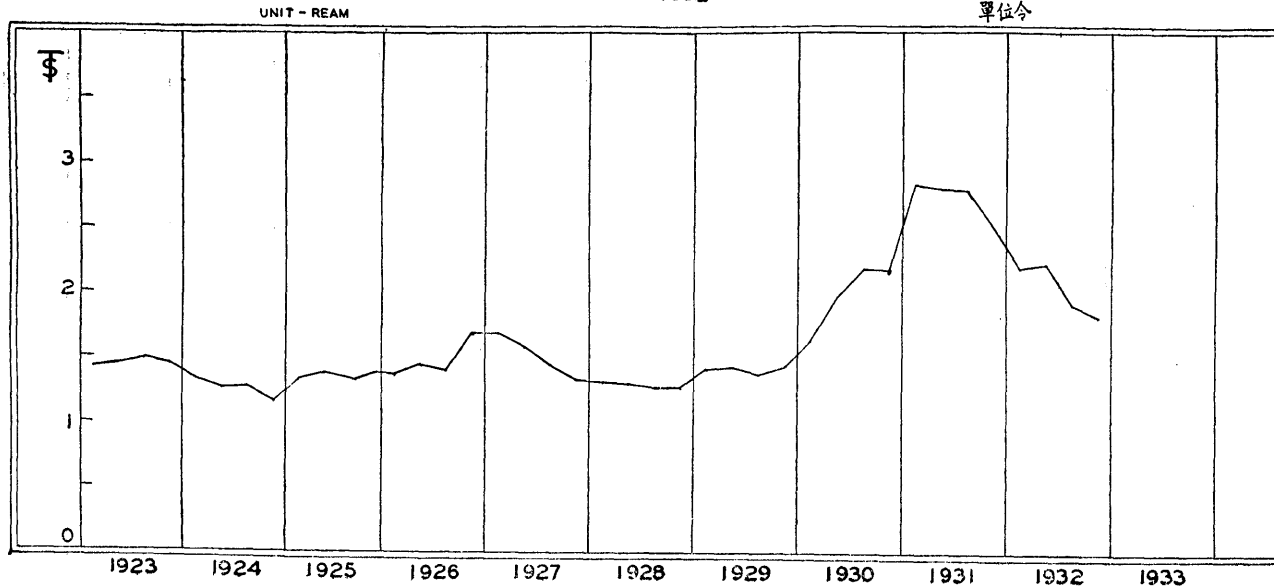


XIII 紙 PAPER

躉售市價 (單位兩) — Wholesale Price (Shanghai Tls.)

| 名稱 Name | 單位 Unit | 年份 Year | 一月 Jan. | 二月 Feb. | 三月 March | 平均 Qrly. Average | 四月 April | 五月 May | 六月 June | 平均 Qrly. Average | 七月 July | 八月 Aug. | 九月 Sept. | 平均 Qrly. Average | 十月 Oct. | 十一月 Nov. | 十二月 Dec. | 平均 Qrly. Average | 總平均 Year's Average |
|--|------------|------------|------------|------------|-------------|------------------------|-------------|-----------|------------|------------------------|------------|------------|-------------|------------------------|------------|-------------|-------------|------------------------|--------------------------|
| 白有光紙, 漢記 嘉禾, 十七磅 25×44 (瑞威) Paper, Cap, White, M. G. 17 lbs., 25×44, Hoehnke Frithjof (Norway) | 令 Ream | 十二年1923 | 1.377 | 1.443 | 1.428 | 1.416 | 1.440 | 1.450 | 1.454 | 1.448 | 1.470 | 1.495 | 1.490 | 1.485 | 1.492 | 1.455 | 1.377 | 1.441 | 1.447 |
| | | 十三年1924 | 1.327 | 1.343 | 1.277 | 1.316 | 1.304 | 1.256 | 1.226 | 1.262 | 1.282 | ... | ... | 1.282 | ... | 1.175 | 1.180 | 1.177 | 1.259 |
| | | 十四年1925 | 1.300 | 1.285 | 1.350 | 1.312 | 1.400 | 1.370 | ... | 1.385 | 1.315 | 1.305 | 1.375 | 1.332 | 1.390 | 1.355 | 1.335 | 1.360 | 1.347 |
| | | 十五年1926 | 1.330 | 1.360 | 1.425 | 1.372 | 1.480 | ... | 1.440 | 1.460 | 1.395 | 1.410 | 1.370 | 1.392 | 1.575 | 1.765 | 1.690 | 1.677 | 1.475 |
| | | 十六年1927 | 1.680 | 1.700 | 1.670 | 1.683 | 1.620 | 1.590 | 1.500 | 1.570 | 1.455 | 1.450 | 1.415 | 1.440 | 1.380 | 1.315 | 1.255 | 1.317 | 1.502 |
| | | 十七年1928 | 1.290 | 1.320 | 1.310 | 1.306 | 1.300 | 1.300 | 1.300 | 1.300 | 1.280 | 1.265 | 1.250 | 1.265 | 1.250 | 1.260 | 1.260 | 1.257 | 1.282 |
| | | 十八年1929 | 1.335 | 1.410 | 1.465 | 1.403 | 1.500 | 1.435 | 1.405 | 1.447 | 1.375 | 1.370 | 1.385 | 1.377 | 1.430 | 1.425 | 1.415 | 1.433 | 1.415 |
| | | 十九年1930 | 1.525 | 1.675 | 1.700 | 1.633 | 1.830 | 1.875 | 2.175 | 1.960 | 2.220 | 2.200 | 2.165 | 2.195 | 2.155 | 2.160 | 2.275 | 2.197 | 1.996 |
| | | 二十年1931 | 2.640 | 2.900 | 3.000 | 2.847 | 2.800 | 2.775 | 2.865 | 2.813 | 2.775 | 2.835 | 2.790 | 2.800 | 2.725 | 2.600 | 2.200 | 2.508 | 2.742 |
| | | 廿一年1932 | 2.075 | ... | 2.325 | 2.200 | 2.275 | 2.200 | 2.155 | 2.210 | 2.070 | 1.925 | 1.825 | 1.940 | 1.920 | 1.800 | 1.715 | 1.812 | 2.040 |

瑞威漢記嘉禾牌白有光紙在滬之躉售市價
 PRICE OF NORWEGIAN WHITE CAP PAPER
 民國十二年至廿一年
 1923-1932

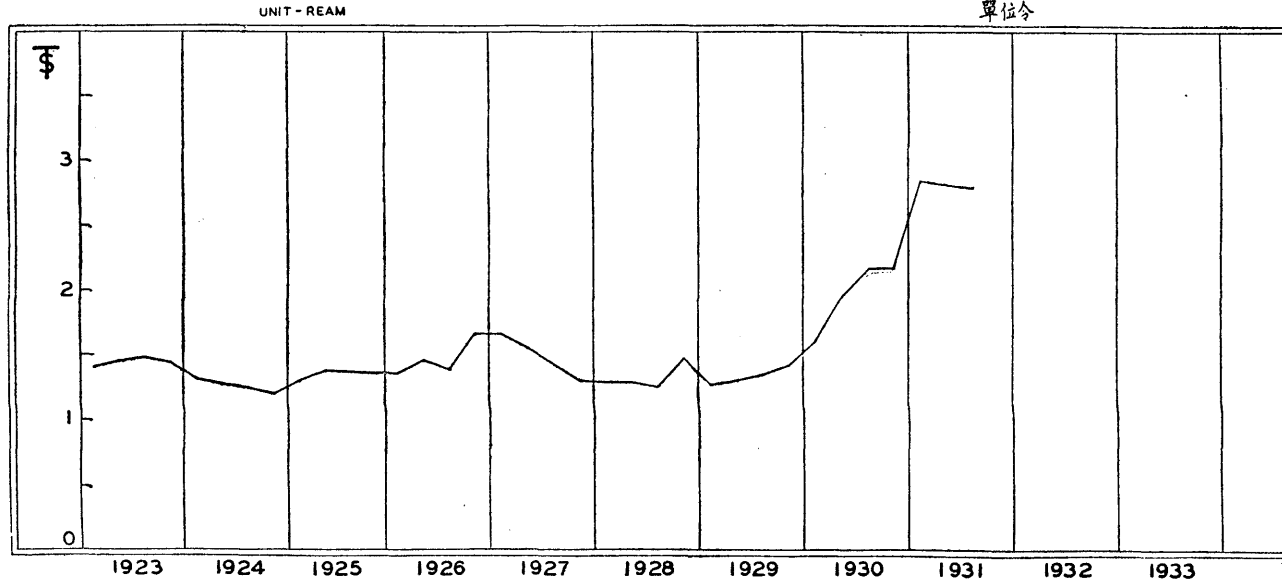


紙 PAPER

躉售市價 (單位兩) - Wholesale Price (Shanghai Tls.)

| 名稱 Name | 單位 Unit | 年份 Year | 一月 Jan. | 二月 Feb. | 三月 March | 平均 Qrly. Average | 四月 April | 五月 May | 六月 June | 平均 Qrly. Average | 七月 July | 八月 Aug. | 九月 Sept. | 平均 Qrly. Average | 十月 Oct. | 十一月 Nov. | 十二月 Dec. | 平均 Qrly. Average | 總平均 Year's Average | |
|---|------------|------------|------------|------------|-------------|------------------------|-------------|-----------|------------|------------------------|------------|------------|-------------|------------------------|------------|-------------|-------------|------------------------|--------------------------|-------|
| 白有光紙十七磅 25×44 (H) Paper, Cap, White, M. G. 17 lbs., 25×44, (Japan) | 令 Ream | 十二年1923 | ... | 1.413 | 1.395 | 1.404 | 1.440 | 1.450 | 1.460 | 1.450 | 1.470 | 1.495 | 1.490 | 1.485 | 1.492 | 1.455 | 1.377 | 1.441 | 1.445 | |
| | | 十三年1924 | 1.327 | 1.343 | 1.277 | 1.316 | 1.298 | 1.262 | 1.226 | 1.262 | 1.270 | 1.240 | 1.236 | 1.248 | 1.226 | 1.190 | 1.170 | 1.195 | 1.255 | |
| | | 十四年1925 | 1.265 | 1.310 | 1.325 | 1.300 | 1.390 | 1.370 | ... | 1.380 | 1.350 | 1.350 | 1.380 | 1.360 | 1.390 | 1.355 | 1.315 | 1.353 | 1.348 | |
| | | 十五年1926 | 1.315 | 1.350 | 1.420 | 1.362 | 1.480 | 1.465 | 1.430 | 1.458 | 1.395 | 1.405 | 1.370 | 1.390 | 1.575 | 1.765 | 1.690 | 1.677 | 1.469 | |
| | | 十六年1927 | 1.680 | 1.690 | 1.660 | 1.677 | 1.605 | 1.570 | 1.495 | 1.557 | 1.445 | 1.450 | 1.415 | 1.437 | 1.370 | 1.315 | 1.255 | 1.313 | 1.496 | |
| | | 十七年1928 | 1.290 | 1.310 | 1.300 | 1.300 | 1.300 | 1.300 | 1.300 | 1.300 | 1.300 | 1.280 | 1.265 | 1.250 | 1.265 | 1.450 | 1.520 | 1.500 | 1.490 | 1.339 |
| | | 十八年1929 | 1.270 | 1.280 | 1.300 | 1.283 | 1.300 | 1.310 | 1.320 | 1.310 | 1.350 | 1.350 | 1.390 | 1.363 | 1.435 | 1.425 | 1.450 | 1.437 | 1.338 | |
| | | 十九年1930 | 1.525 | 1.675 | 1.700 | 1.633 | 1.830 | 1.875 | 2.175 | 1.960 | 2.220 | 2.200 | 2.165 | 2.195 | 2.155 | 2.160 | 2.275 | 2.197 | 1.996 | |
| | | 二十年1931 | 2.640 | 2.900 | 3.000 | 2.847 | 2.825 | 2.775 | 2.875 | 2.825 | 2.775 | 2.835 | 2.800 | 2.803 | | | | | | |
| | | 廿一年1932 | | | | | | | | | | | | | | | | | | |

日本白有光紙在滬之躉售市價
PRICE OF JAPANESE WHITE CAP PAPER
民國十二年至二十年
1923 - 1931

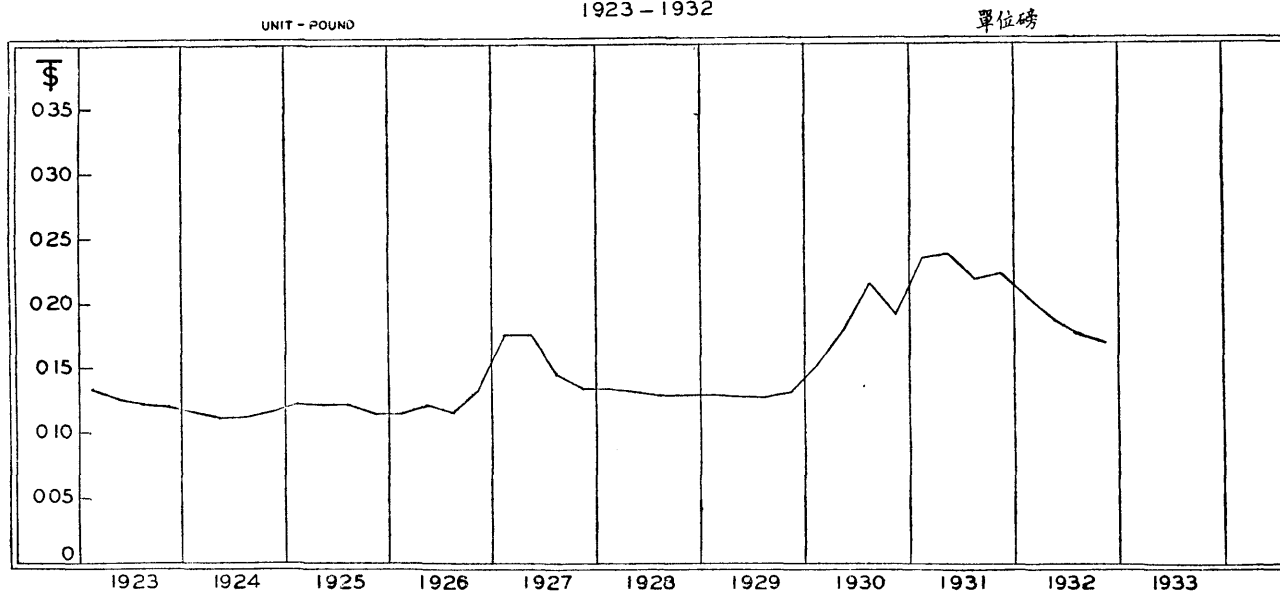


紙 PAPER

躉售市價 (單位兩) — Wholesale Price (Shanghai Tls.)

| 名稱 Name | 單位 Unit | 年份 Year | 一月 Jan. | 二月 Feb. | 三月 March | 平均 Qrly. Average | 四月 April | 五月 May | 六月 June | 平均 Qrly. Average | 七月 July | 八月 Aug. | 九月 Sept. | 平均 Qrly. Average | 十月 Oct. | 十一月 Nov. | 十二月 Dec. | 平均 Qrly. Average | 總平均 Year's Average | | |
|---|------------|------------|------------|------------|-------------|------------------------|-------------|-----------|------------|------------------------|------------|------------|-------------|------------------------|------------|-------------|-------------|------------------------|--------------------------|-------|-------|
| 富士紙, 安利, 26½×33 (英) Paper, Foolscap, 26½×33, Arnhold & Co. (Great Britain) | 磅 Pound | 十二年1923 | 0.122 | 0.140 | 0.137 | 0.133 | 0.130 | 0.125 | 0.122 | 0.126 | 0.121 | 0.123 | 0.121 | 0.122 | 0.126 | 0.121 | 0.116 | 0.121 | 0.125 | | |
| | | 十三年1924 | 0.117 | 0.117 | 0.115 | 0.116 | 0.110 | 0.115 | 0.111 | 0.112 | 0.115 | 0.110 | 0.113 | 0.112 | 0.117 | 0.115 | 0.115 | 0.116 | 0.114 | | |
| | | 十四年1925 | 0.125 | 0.123 | 0.120 | 0.123 | 0.120 | 0.125 | ... | 0.122 | 0.125 | 0.122 | 0.125 | 0.124 | 0.115 | 0.115 | 0.115 | 0.115 | 0.115 | 0.121 | |
| | | 十五年1926 | 0.112 | 0.117 | 0.117 | 0.115 | 0.125 | ... | 0.120 | 0.122 | 0.119 | 0.115 | 0.115 | 0.116 | 0.128 | 0.140 | 0.130 | 0.133 | 0.133 | 0.122 | |
| | | 十六年1927 | 0.180 | 0.170 | 0.180 | 0.177 | 0.180 | 0.175 | 0.177 | 0.177 | 0.170 | 0.135 | 0.133 | 0.146 | ... | 0.135 | 0.135 | 0.135 | 0.135 | 0.159 | |
| | | 十七年1928 | 0.135 | 0.135 | 0.135 | 0.135 | 0.130 | 0.135 | 0.135 | 0.133 | 0.130 | 0.130 | 0.130 | 0.130 | 0.130 | 0.130 | 0.130 | 0.130 | 0.130 | 0.130 | 0.132 |
| | | 十八年1929 | 0.130 | 0.130 | 0.130 | 0.130 | 0.130 | 0.130 | 0.128 | 0.129 | 0.130 | 0.125 | 0.130 | 0.128 | 0.130 | 0.130 | 0.130 | 0.135 | 0.132 | 0.130 | |
| | | 十九年1930 | 0.139 | 0.153 | 0.165 | 0.152 | 0.165 | 0.165 | 0.210 | 0.180 | 0.220 | 0.220 | 0.205 | 0.215 | 0.190 | 0.190 | 0.195 | 0.192 | 0.185 | | |
| | | 二十年1931 | 0.218 | 0.233 | 0.253 | 0.235 | 0.245 | 0.240 | 0.230 | 0.238 | 0.220 | 0.215 | 0.220 | 0.218 | 0.230 | 0.225 | 0.315 | 0.223 | 0.228 | | |
| | | 廿一年1932 | 0.210 | ... | 0.200 | 0.205 | 0.195 | 0.188 | 0.182 | 0.188 | 0.103 | 0.175 | 0.175 | 0.177 | 0.175 | 0.170 | 0.165 | 0.170 | 0.185 | | |

英國安利公司夫士紙在滬之躉售市價
PRICE OF BRITISH FOOLSCAP PAPER
民國十二年至廿一年
1923 - 1932

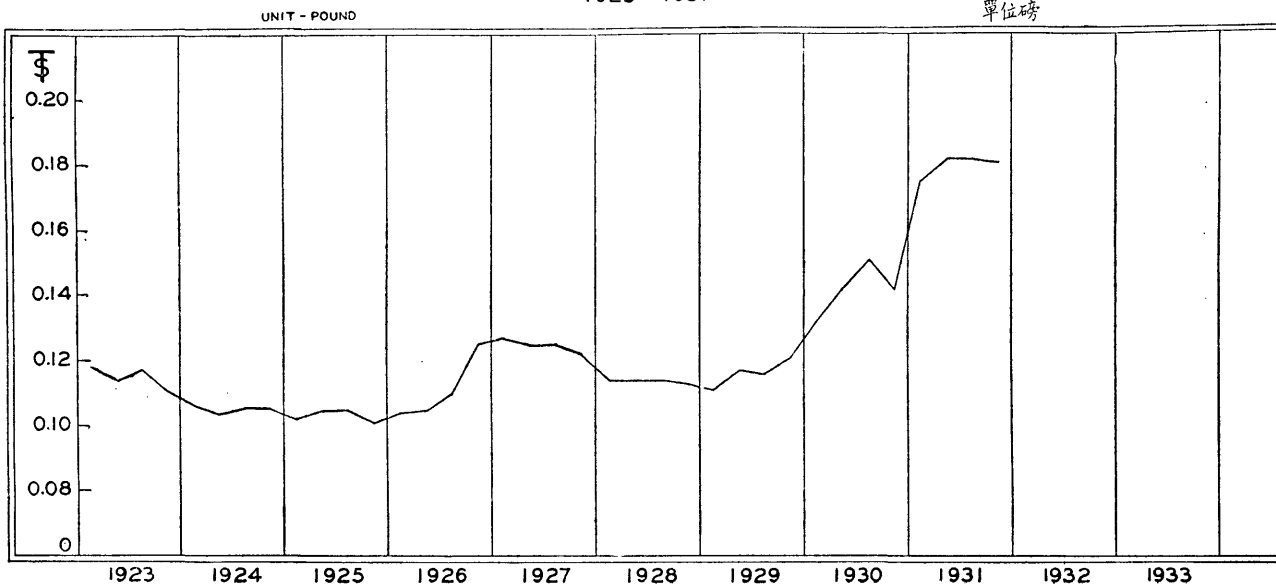


紙 PAPER

躉售市價 (單位兩)—Wholesale Price (Shanghai Tls.)

| 名稱 Name | 單位 Unit | 年份 Year | 一月 Jan. | 二月 Feb. | 三月 March | 平均 Qrly. Average | 四月 April | 五月 May | 六月 June | 平均 Qrly. Average | 七月 July | 八月 Aug. | 九月 Sept. | 平均 Qrly. Average | 十月 Oct. | 十一月 Nov. | 十二月 Dec. | 平均 Qrly. Average | 總平均 Year's Average | | |
|---|------------|------------|------------|------------|-------------|------------------------|-------------|-----------|------------|------------------------|------------|------------|-------------|------------------------|------------|-------------|-------------|------------------------|--------------------------|-------|-------|
| 道林紙, (日) Paper, M. F. Printing (Japan) | 磅 Pound | 十二年1923 | 0.115 | 0.122 | 0.117 | 0.118 | 0.115 | 0.114 | 0.110 | 0.113 | 0.117 | ... | ... | 0.117 | 0.110 | 0.110 | 0.110 | 0.110 | 0.110 | 0.114 | |
| | | 十三年1924 | 0.107 | 0.107 | 0.105 | 0.106 | 0.103 | 0.103 | 0.103 | 0.103 | 0.103 | 0.105 | 0.105 | 0.105 | 0.105 | 0.105 | 0.105 | 0.105 | 0.105 | 0.105 | 0.104 |
| | | 十四年1925 | 0.105 | 0.100 | 0.100 | 0.102 | ... | 0.105 | ... | 0.105 | 0.105 | 0.105 | 0.105 | 0.105 | 0.105 | 0.103 | 0.100 | ... | 0.101 | 0.103 | |
| | | 十五年1926 | 0.103 | 0.104 | 0.104 | 0.104 | 0.105 | ... | 0.105 | 0.105 | 0.105 | 0.108 | 0.108 | 0.113 | 0.110 | 0.122 | 0.135 | 0.130 | 0.125 | 0.111 | |
| | | 十六年1927 | 0.125 | 0.129 | 0.128 | 0.127 | 0.127 | 0.126 | 0.122 | 0.122 | 0.125 | 0.124 | 0.125 | 0.125 | 0.125 | 0.125 | 0.121 | 0.120 | 0.122 | 0.125 | |
| | | 十七年1928 | 0.113 | 0.115 | 0.115 | 0.114 | 0.113 | 0.115 | 0.115 | 0.115 | 0.114 | 0.115 | 0.115 | 0.113 | 0.114 | 0.113 | 0.113 | 0.112 | 0.113 | 0.113 | 0.114 |
| | | 十八年1929 | 0.110 | 0.110 | 0.113 | 0.111 | 0.117 | 0.117 | 0.117 | 0.117 | 0.117 | 0.115 | 0.115 | 0.118 | 0.116 | 0.122 | 0.122 | 0.118 | 0.121 | 0.116 | |
| | | 十九年1930 | 0.121 | 0.135 | 0.140 | 0.132 | 0.132 | 0.130 | 0.163 | 0.142 | 0.155 | 0.152 | 0.145 | 0.151 | 0.143 | 0.143 | 0.140 | 0.143 | 0.142 | 0.142 | |
| | | 二十年1931 | 0.163 | 0.176 | 0.186 | 0.175 | 0.180 | 0.180 | 0.186 | 0.182 | 0.180 | 0.183 | 0.182 | 0.182 | 0.186 | 0.179 | 0.177 | 0.177 | 0.181 | 0.180 | |
| | | 廿一年1932 | | | | | | | | | | | | | | | | | | | |

日本道林紙在滬之躉售市價
PRICE OF JAPANESE M.F. PRINTING PAPER
民國十二年至二十年
1923 - 1931

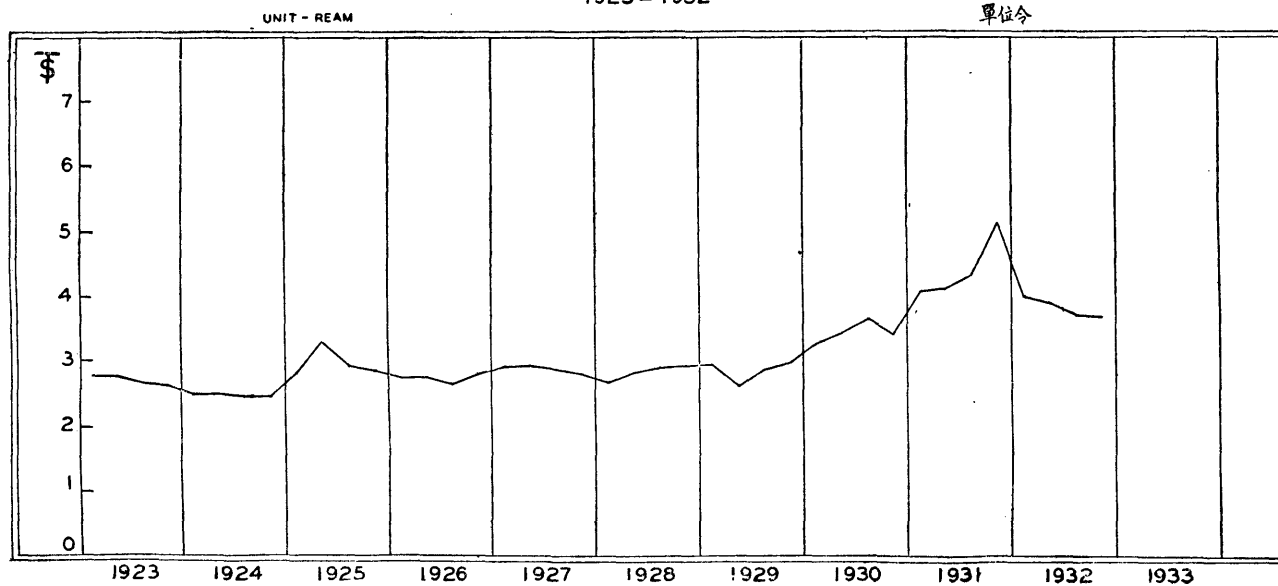


紙 PAPER

躉售市價(單位兩)—Wholesale Price (Shanghai Tls.)

| 名稱 Name | 單位 Unit | 年份 Year | 一月 Jan. | 二月 Feb. | 三月 March | 平均 Qrly. Average | 四月 April | 五月 May | 六月 June | 平均 Qrly. Average | 七月 July | 八月 Aug. | 九月 Sept. | 平均 Qrly. Average | 十月 Oct. | 十一月 Nov. | 十二月 Dec. | 平均 Qrly. Average | 總平均 Year's Average |
|--|------------|------------|------------|------------|-------------|------------------------|-------------|-----------|------------|------------------------|------------|------------|-------------|------------------------|------------|-------------|-------------|------------------------|--------------------------|
| 報紙, 維昌雜牌, 卅十七磅, 31×43 (瑞典) Paper, News Printing, 37 lbs. 31×43, Ekman Foreign Agencies (Sweden) | 令 Ream | 十二年1923 | 2.262 | 2.850 | 2.780 | 2.764 | 2.800 | 2.775 | 2.720 | 2.765 | 2.680 | 2.675 | 2.660 | 2.672 | 2.675 | 2.612 | 2.550 | 2.612 | 2.703 |
| | | 十三年1924 | 2.525 | 2.527 | 2.433 | 2.495 | 2.510 | 2.480 | 2.450 | 2.430 | 2.460 | 2.400 | 2.500 | 2.453 | 2.370 | 2.450 | 2.450 | 2.423 | 2.463 |
| | | 十四年1925 | 2.700 | 2.775 | 2.950 | 2.808 | 3.250 | 3.350 | .. | 3.300 | 2.950 | 2.900 | 2.875 | 2.908 | 2.950 | 2.800 | 2.800 | 2.850 | 2.966 |
| | | 十五年1926 | 2.700 | 2.725 | 2.800 | 2.742 | 2.800 | ... | 2.750 | 2.775 | ... | 2.650 | 2.650 | 2.650 | 2.700 | ... | 2.900 | 2.800 | 2.742 |
| | | 十六年1927 | 2.900 | 2.900 | 2.925 | 2.908 | 2.875 | 2.950 | 2.925 | 2.917 | 2.925 | 2.880 | 2.850 | 2.885 | 2.880 | 2.825 | 2.750 | 2.818 | 2.882 |
| | | 十七年1928 | 2.750 | 2.550 | 2.725 | 2.675 | 2.750 | 2.775 | 2.925 | 2.817 | 2.900 | 2.900 | 2.950 | 2.917 | 2.925 | 2.925 | 2.950 | 2.933 | 2.836 |
| | | 十八年1929 | 2.950 | 2.950 | 3.000 | 2.967 | 2.600 | 2.650 | 2.600 | 2.617 | 2.890 | 2.880 | 2.890 | 2.887 | 2.925 | 3.075 | 2.975 | 2.992 | 2.866 |
| | | 十九年1930 | 3.075 | 3.400 | 3.375 | 3.283 | 3.300 | 3.250 | 3.750 | 3.433 | 3.775 | 3.675 | 3.525 | 3.658 | 3.450 | 3.400 | 3.350 | 3.400 | 3.444 |
| | | 二十年1931 | 3.700 | 4.200 | 4.375 | 4.092 | 4.100 | 4.100 | 4.175 | 4.125 | 4.075 | 4.375 | 4.550 | 4.333 | 5.150 | 5.500 | 4.750 | 5.133 | 4.421 |
| | | 廿一年1932 | 4.000 | ... | 4.000 | 4.000 | 3.900 | 3.900 | 3.900 | 3.900 | 3.750 | 3.700 | 3.650 | 3.700 | 3.800 | 3.725 | 8.525 | 3.683 | 3.821 |

瑞典維昌雜牌報紙在港之躉售市價
PRICE OF SWEDISH NEWS PRINTING PAPER
民國十二年至廿一年
1923-1932

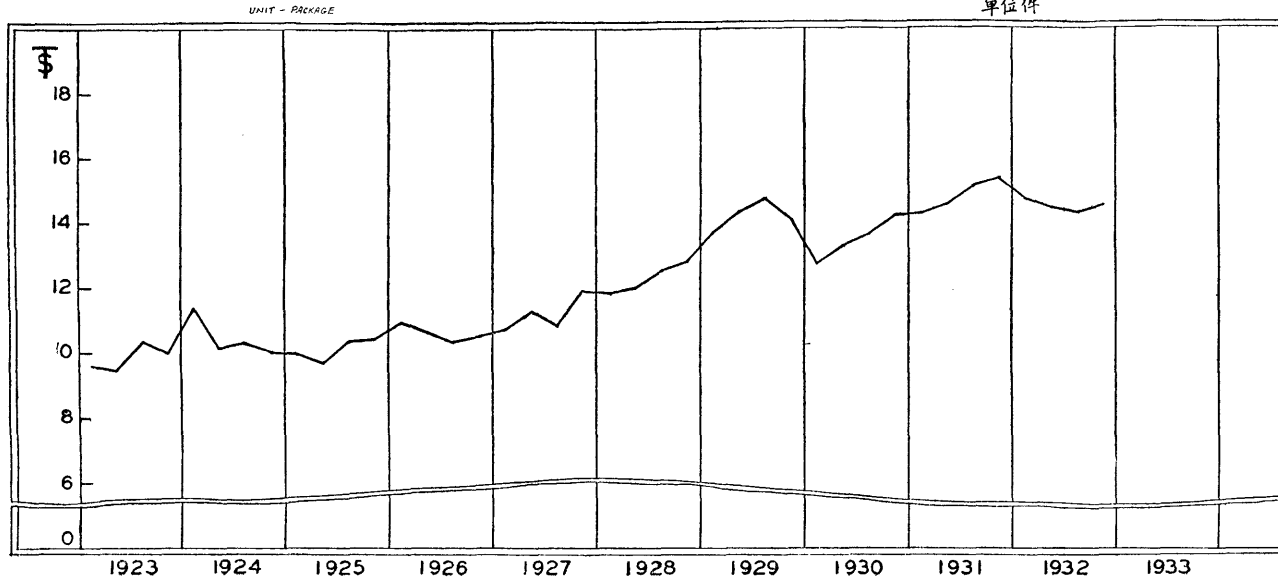


紙 PAPER

躉售市價 (單位兩)—Wholesale Price (Shanghai Tls.)

| 名稱 Name | 單位 Unit | 年份 Year | 一月 Jan. | 二月 Feb. | 三月 March | 平均 Qrly. Average | 四月 April | 五月 May | 六月 June | 平均 Qrly. Average | 七月 July | 八月 Aug. | 九月 Sept. | 平均 Qrly. Average | 十月 Oct. | 十一月 Nov. | 十二月 Dec. | 平均 Qrly. Average | 總平均 Year's Average | |
|--|--|------------|------------|------------|-------------|------------------------|-------------|-----------|------------|------------------------|------------|------------|-------------|------------------------|------------|-------------|-------------|------------------------|--------------------------|--------|
| 毛邊紙, 美大仁 (福建) Paper, Book Fukien (China) | 件 (611 張) Package (611 Sheets) | 十二年1923 | 9.150 | 9.700 | 9.800 | 9.550 | 8.700 | 9.600 | 9.900 | 9.400 | 10.300 | 10.200 | 10.400 | 10.300 | 10.000 | 9.950 | 10.000 | 9.983 | 9.808 | |
| | | 十三年1924 | 10.800 | 11.800 | 11.500 | 11.366 | 10.000 | 10.100 | 10.200 | 10.100 | 10.000 | 10.200 | 10.500 | 10.233 | 10.000 | 10.200 | 9.800 | 10.000 | 10.425 | |
| | | 十四年1925 | 9.600 | 10.200 | 10.200 | 10.000 | 9.500 | 10.000 | ... | 9.750 | 10.000 | 10.450 | 10.750 | 10.400 | 9.900 | 10.700 | 10.700 | 10.433 | 10.146 | |
| | | 十五年1926 | 11.000 | 11.000 | 10.800 | 10.933 | 10.800 | 10.600 | 10.500 | 10.633 | 10.400 | 10.300 | 10.400 | 10.367 | 10.400 | 10.450 | 10.925 | 10.592 | 10.631 | |
| | | 十六年1927 | 10.300 | 11.000 | 11.000 | 10.767 | 11.400 | 11.200 | ... | 11.300 | 11.000 | 10.600 | 11.000 | 10.867 | 12.000 | 12.000 | 11.900 | 11.967 | 11.225 | |
| | | 十七年1928 | 11.800 | 12.000 | 11.800 | 11.867 | 11.900 | 11.950 | 12.200 | 12.017 | 12.500 | 12.600 | 12.500 | 12.533 | 12.800 | 12.650 | 13.000 | 12.817 | 12.308 | |
| | | 十八年1929 | 13.200 | 13.800 | 14.200 | 13.735 | 14.600 | 14.600 | 14.000 | 14.400 | 14.800 | 14.800 | 14.800 | 14.800 | 14.800 | 14.800 | 14.200 | 13.400 | 14.133 | 14.266 |
| | | 十九年1930 | 12.700 | 12.800 | 12.800 | 12.767 | 13.300 | 13.400 | 13.200 | 13.300 | 13.200 | 13.800 | 14.000 | 13.667 | 14.000 | 14.300 | 14.500 | 14.267 | 13.500 | |
| | | 二十年1931 | 14.500 | 14.100 | 14.350 | 14.317 | 14.500 | 14.400 | 14.900 | 14.600 | 15.000 | 15.100 | 15.400 | 15.167 | 15.600 | 15.400 | 15.200 | 15.400 | 14.871 | |
| | | 廿一年1932 | 14.750 | ... | 14.800 | 14.775 | 14.600 | 14.500 | 14.300 | 14.467 | 14.350 | 14.200 | 14.250 | 14.267 | 14.200 | 14.550 | 14.700 | 14.483 | 14.498 | |

上海福建毛邊紙之躉售市價
PRICE OF FUKIEN BOOK PAPER
民國十二年至廿一年
1923 - 1932

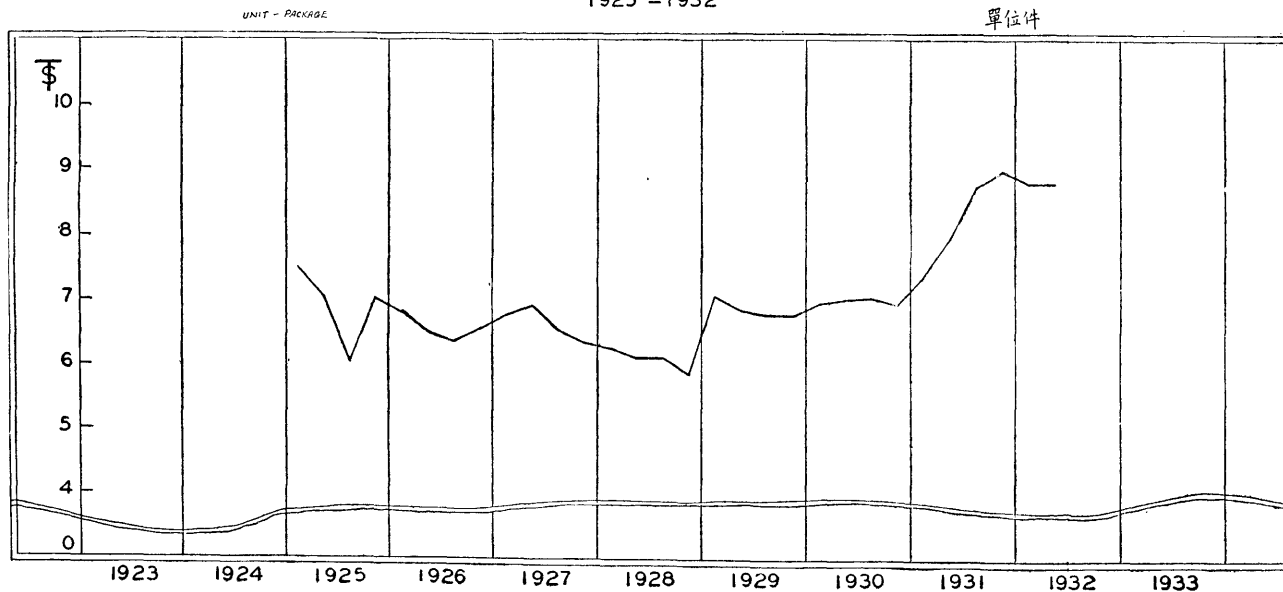


紙 PAPER

躉售市價 (單位兩)—Wholesale Price (Shanghai Tls.)

| 名稱 Name | 單位 Unit | 年份 Year | 一月 Jan. | 二月 Feb. | 三月 March | 平均 Qrly. Average | 四月 April | 五月 May | 六月 June | 平均 Qrly. Average | 七月 July | 八月 Aug. | 九月 Sept. | 平均 Qrly. Average | 十月 Oct. | 十一月 Nov. | 十二月 Dec. | 平均 Qrly. Average | 總平均 Year's Average | | |
|--|--|------------|------------|------------|-------------|------------------------|-------------|-----------|------------|------------------------|------------|------------|-------------|------------------------|------------|-------------|-------------|------------------------|--------------------------|--|--|
| 白關, 賽字, 復源性 (福建) Paper, White Fukien (China) | 件 (1128 張) Package (1128 Sheets) | 十二年1923 | | | | | | | | | | | | | | | | | | | |
| | | 十三年1924 | | | | | | | | | | | | | | | | | | | |
| | | 十四年1925 | 7.500 | 7.500 | 7.500 | 7.500 | 7.300 | 6.800 | ... | 7.050 | 6.900 | 4.400 | 6.800 | 6.033 | 7.000 | 7.100 | 7.000 | 7.033 | 7.154 | | |
| | | 十五年1926 | 6.900 | 6.800 | 6.700 | 6.890 | 6.700 | 6.500 | 6.300 | 6.500 | 6.400 | 6.300 | 6.400 | 6.367 | 6.500 | 6.600 | 6.550 | 6.550 | 6.554 | | |
| | | 十六年1927 | 6.400 | 7.200 | 6.700 | 6.767 | 6.900 | ... | ... | 6.900 | 6.400 | 6.700 | 6.500 | 6.533 | 6.400 | 6.400 | 6.200 | 6.233 | 6.633 | | |
| | | 十七年1928 | 6.300 | 6.200 | 6.200 | 6.233 | 6.100 | 6.100 | 6.100 | 6.100 | 6.200 | 6.000 | 6.100 | 6.100 | 5.900 | 6.000 | 5.700 | 5.867 | 6.075 | | |
| | | 十八年1929 | 6.950 | 7.000 | 7.150 | 7.033 | 7.000 | 6.800 | 6.700 | 6.833 | 6.750 | 6.700 | 6.850 | 6.767 | 6.800 | 6.800 | 6.700 | 6.767 | 6.850 | | |
| | | 十九年1930 | 6.800 | 7.000 | 7.000 | 6.933 | 7.000 | 7.000 | 7.000 | 7.000 | 7.000 | 7.000 | 7.100 | 7.033 | 7.200 | 6.800 | 6.900 | 6.967 | 6.983 | | |
| | | 二十年1931 | 7.200 | 7.700 | 7.250 | 7.383 | 7.800 | 8.000 | 8.000 | 7.933 | 8.250 | 9.000 | 9.000 | 8.750 | 9.000 | 9.000 | 9.000 | 9.000 | 8.266 | | |
| | | 廿一年1932 | 8.400 | ... | 9.200 | 8.800 | 8.800 | ... | ... | 8.800 | | | | | | | | | | | |

上海福建復源性號賽字白關紙之躉售市價
PRICE OF FUKIEN WHITE PAPER
民國十四年至廿一年
1925 - 1932

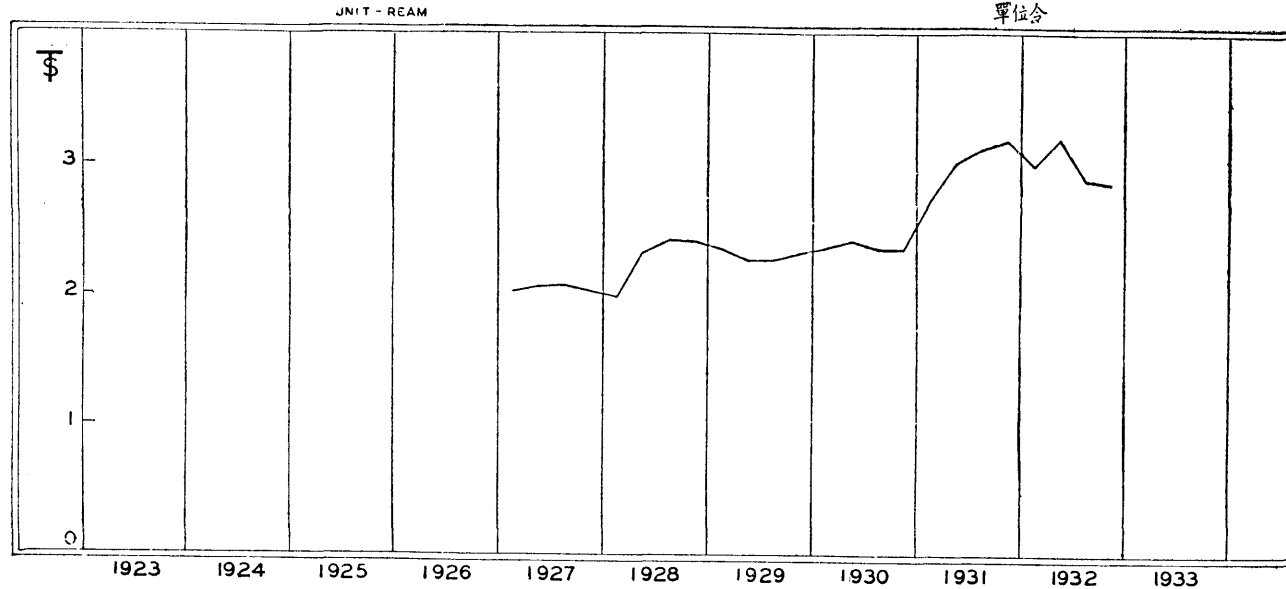


紙 PAPER

躉售市價(單位兩)—Wholesale Price (Shanghai Tls.)

| 名稱 Name | 單位 Unit | 年份 Year | 一月 Jan. | 二月 Feb. | 三月 March | 平均 Qrly. Average | 四月 April | 五月 May | 六月 June | 平均 Qrly. Average | 七月 July | 八月 Aug. | 九月 Sept. | 平均 Qrly. Average | 十月 Oct. | 十一月 Nov. | 十二月 Dec. | 平均 Qrly. Average | 總平均 Year's Average | | |
|---|------------|------------|------------|------------|-------------|------------------------|-------------|-----------|------------|------------------------|------------|------------|-------------|------------------------|------------|-------------|-------------|------------------------|--------------------------|-------|-------|
| 包紗紙, 14'X36' 三十四磅, 頭號, (天章) Paper, Wrapping, Cotton, 24'X36', 34 lbs., 1st Quality, Tienchang Paper Mill (China) | 令 Ream | 十二年1923 | | | | | | | | | | | | | | | | | | | |
| | | 十三年1924 | | | | | | | | | | | | | | | | | | | |
| | | 十四年1925 | | | | | | | | | | | | | | 2.200 | 2.175 | 2.200 | 2.192 | | |
| | | 十五年1926 | 2.150 | 2.150 | 2.200 | 2.167 | ... | ... | 2.200 | 2.200 | | | | | | | | | | | |
| | | 十六年1927 | 2.000 | 2.050 | 2.000 | 2.017 | 2.100 | 2.000 | 2.075 | 2.058 | ... | 2.100 | 2.050 | 2.570 | 2.100 | 2.000 | 2.000 | 2.000 | 2.033 | 2.056 | |
| | | 十七年1928 | 2.000 | 1.950 | 2.000 | 1.983 | 2.200 | 2.400 | 2.375 | 2.325 | 2.425 | 2.400 | 2.400 | 2.408 | 2.400 | 2.400 | 2.400 | 2.400 | 2.400 | 2.400 | 2.279 |
| | | 十八年1929 | 2.400 | 2.400 | 2.250 | 2.350 | 2.250 | 2.250 | 2.300 | 2.267 | 2.300 | 2.250 | 2.250 | 2.267 | 2.250 | 2.300 | 2.400 | 2.400 | 2.317 | 2.300 | |
| | | 十九年1930 | 2.275 | 2.400 | 2.400 | 2.358 | 2.400 | 2.400 | 2.450 | 2.417 | 2.400 | 2.300 | 2.350 | 2.350 | 2.350 | 2.350 | 2.350 | 2.350 | 2.350 | 2.350 | 2.369 |
| | | 二十年1931 | 2.500 | 2.625 | 3.100 | 2.742 | 3.000 | 3.000 | 3.100 | 3.033 | 3.100 | 3.150 | 3.150 | 3.133 | 3.175 | 3.200 | 3.200 | 3.200 | 3.192 | 3.025 | |
| | | 廿一年1932 | 3.000 | ... | 3.000 | 3.000 | 3.200 | 3.200 | 3.200 | 3.200 | 2.900 | 2.850 | 2.850 | 2.867 | 2.850 | 2.850 | 2.850 | 2.850 | 2.850 | 2.850 | 2.979 |

上海天章號頭號包紗紙之躉售市價
PRICE OF CHINESE COTTON WRAPPING PAPER
民國十六年至廿一年
1927 - 1932



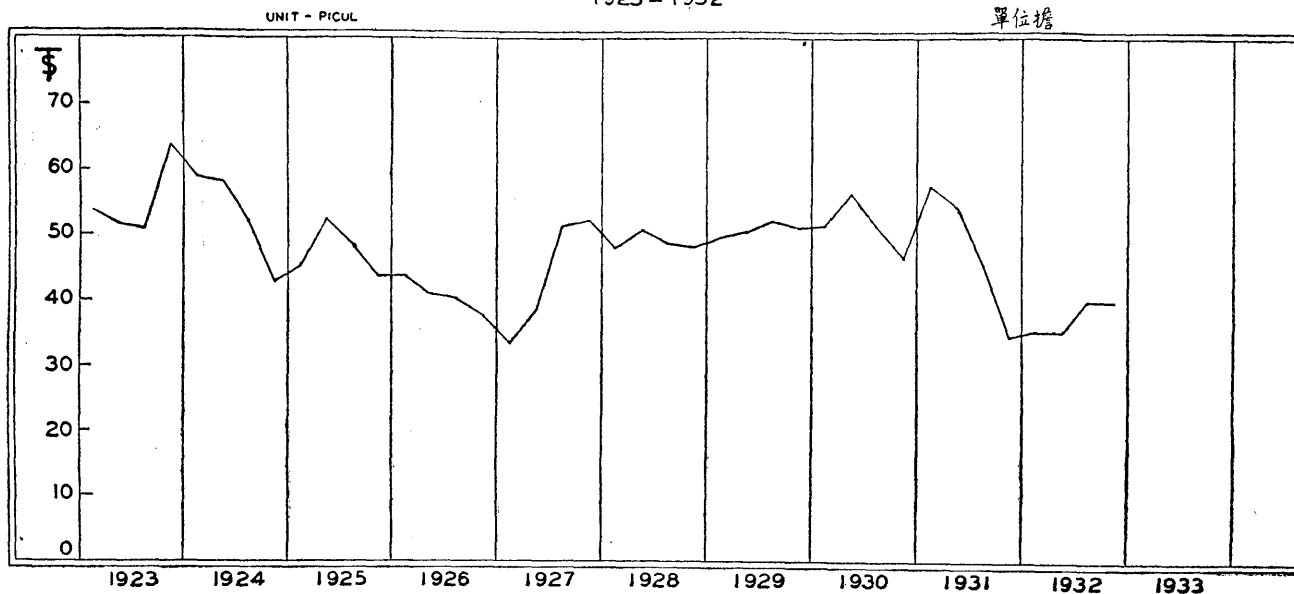
XIV 棉花,棉紗及棉織品 COTTON, COTTON YARN & COTTON GOODS

棉花 COTTON

躉售市價 (單位兩) — Wholesale Price (Shanghai Tls.)

| 名稱 Name | 單位 Unit | 年份 Year | 一月 Jan. | 二月 Feb. | 三月 March | 平均 Qrly. Average | 四月 April | 五月 May | 六月 June | 平均 Qrly. Average | 七月 July | 八月 Aug. | 九月 Sept. | 平均 Qrly. Average | 十月 Oct. | 十一月 Nov. | 十二月 Dec. | 平均 Qrly. Average | 總平均 Year's Average |
|---|------------|------------|------------|------------|-------------|------------------------|-------------|-----------|------------|------------------------|------------|------------|-------------|------------------------|------------|-------------|-------------|------------------------|--------------------------|
| 美棉, 米特林 (美) Cotton, Raw, Strict Middling (U. S. A.) | 担 Picul | 十二年1923 | 51.453 | 53.454 | 55.989 | 53.632 | 52.467 | 48.851 | 52.736 | 51.351 | 51.465 | 47.091 | 53.502 | 50.686 | 57.456 | 66.633 | 65.968 | 63.652 | 54.830 |
| | | 十三年1924 | 64.372 | 57.855 | 53.998 | 58.742 | 58.121 | 59.850 | 55.727 | 57.899 | 59.327 | 53.275 | 43.240 | 51.947 | 42.696 | 42.573 | 42.245 | 42.505 | 52.773 |
| | | 十四年1925 | 42.745 | 43.410 | 49.427 | 45.194 | 53.725 | 50.625 | ... | 52.175 | 48.450 | 49.000 | 46.600 | 48.017 | 44.850 | 43.350 | 42.750 | 43.650 | 47.259 |
| | | 十五年1926 | 44.150 | 45.500 | 42.000 | 43.883 | 42.200 | 40.450 | 39.875 | 40.842 | 38.500 | 40.400 | 42.275 | 40.392 | 37.100 | 38.100 | ... | 37.600 | 40.679 |
| | | 十六年1927 | 32.425 | 32.625 | 36.000 | 33.683 | 35.875 | 38.500 | 41.050 | 38.475 | 45.925 | 49.400 | 58.075 | 51.133 | 55.350 | 52.600 | 48.475 | 52.142 | 43.858 |
| | | 十七年1928 | 49.875 | 46.250 | 47.875 | 48.000 | 49.950 | 52.225 | 50.025 | 50.733 | 53.825 | 47.375 | 44.900 | 48.700 | 47.675 | 46.850 | 49.525 | 48.017 | 48.863 |
| | | 十八年1929 | 48.675 | 48.950 | 51.650 | 49.758 | 50.475 | 49.325 | 51.900 | 50.567 | 52.100 | 51.475 | 52.475 | 52.017 | 52.525 | 50.800 | 50.525 | 51.283 | 50.906 |
| | | 十九年1930 | 53.925 | 50.675 | 49.350 | 51.317 | 52.925 | 53.575 | 61.875 | 56.125 | 56.375 | 51.000 | 47.400 | 51.592 | 45.600 | 47.875 | 46.800 | 46.758 | 51.448 |
| | | 二十年1931 | 52.600 | 60.300 | 59.300 | 57.400 | 56.725 | 53.600 | 52.700 | 54.342 | 51.200 | 44.725 | 40.500 | 45.475 | 35.950 | 32.925 | 34.975 | 34.617 | 47.958 |
| | | 廿一年1932 | 35.450 | ... | ... | 35.450 | 37.300 | 35.300 | 33.200 | 35.267 | 35.300 | 38.875 | 43.750 | 39.308 | 40.150 | 38.350 | 39.700 | 39.400 | 37.356 |

美國米特林棉花在滬之躉售市價
PRICE OF AMERICAN STRICT MIDDLING COTTON
民國十二年至廿一年
1923 - 1932

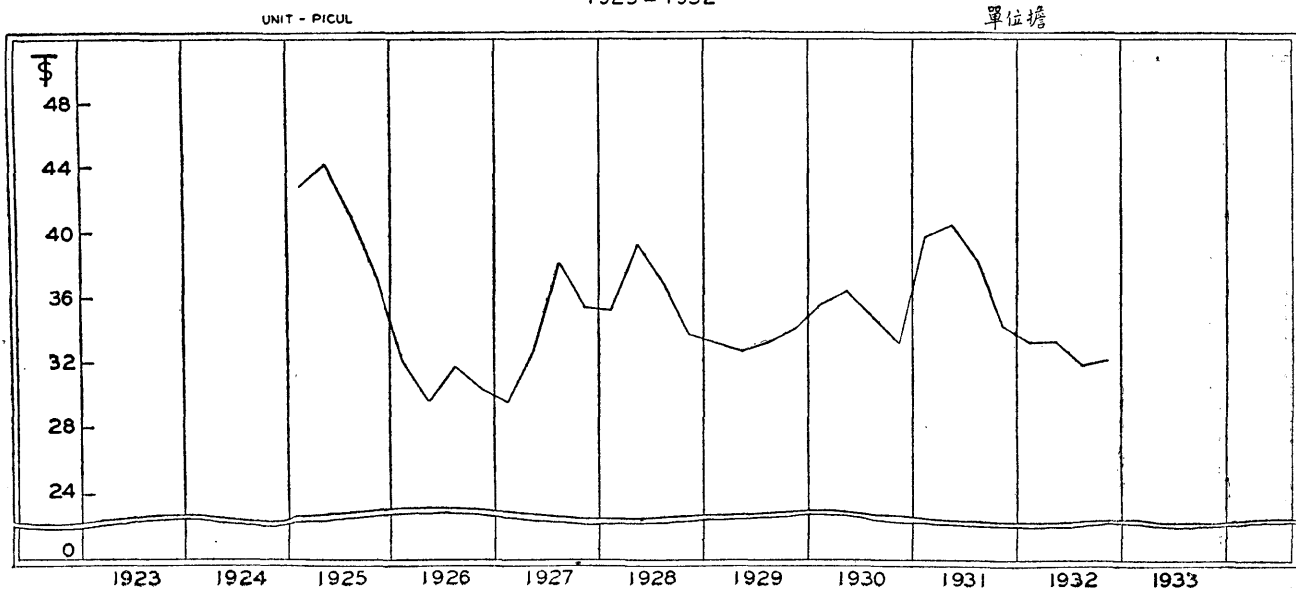


棉花 COTTON

躉售市價 (單位兩)—Wholesale Price (Shanghai Tls.)

| 名稱 Name | 單位 Unit | 年份 Year | 一月 Jan. | 二月 Feb. | 三月 March | 平均 Qrly. Average | 四月 April | 五月 May | 六月 June | 平均 Qrly. Average | 七月 July | 八月 Aug. | 九月 Sept. | 平均 Qrly. Average | 十月 Oct. | 十一月 Nov. | 十二月 Dec. | 平均 Qrly. Average | 總平均 Year's Average |
|---|------------|------------|------------|------------|-------------|------------------------|-------------|-----------|------------|------------------------|------------|------------|-------------|------------------------|------------|-------------|-------------|------------------------|--------------------------|
| 花衣 (通州) Cotton, Raw Tungchow (China) | 担 Picul | 十二年1923 | 41.000 | 45.500 | 35.500 | 40.667 | 39.500 | 38.600 | 40.500 | 39.533 | 41.000 | 39.500 | 39.000 | 39.833 | 41.000 | 48.500 | 47.000 | 45.500 | 41.383 |
| | | 十三年1924 | 47.000 | 46.000 | 46.250 | 46.417 | 48.000 | 48.000 | 49.000 | 48.333 | 50.000 | 47.500 | 37.500 | 45.000 | 37.000 | 39.800 | 40.000 | 38.933 | 44.671 |
| | | 十四年1925 | 41.000 | 43.000 | 44.750 | 42.917 | 44.300 | ... | ... | 44.300 | 43.000 | 42.500 | 37.750 | 41.083 | 39.300 | 37.250 | 35.750 | 37.433 | 41.433 |
| | | 十五年1926 | 36.050 | 35.200 | 33.500 | 34.917 | 33.825 | 30.750 | 31.750 | 32.108 | 32.000 | 33.875 | 32.400 | 32.758 | 33.250 | 33.000 | 32.500 | 32.917 | 33.175 |
| | | 十六年1927 | 29.600 | 29.750 | 32.375 | 30.575 | 32.500 | 33.000 | 34.875 | 33.458 | 37.000 | 38.000 | 42.375 | 39.125 | 39.250 | 35.700 | 34.000 | 36.317 | 34.869 |
| | | 十七年1928 | 35.525 | 35.750 | 38.000 | 36.425 | 40.750 | 42.000 | 40.250 | 41.000 | 41.250 | 38.500 | 34.750 | 38.167 | 35.750 | 34.400 | 33.300 | 34.483 | 37.519 |
| | | 十八年1929 | 34.750 | 35.750 | 37.250 | 35.917 | 38.500 | 37.500 | 36.250 | 37.417 | 36.500 | 36.250 | 37.000 | 36.583 | 36.000 | 35.000 | 34.500 | 35.167 | 36.271 |
| | | 十九年1930 | 36.000 | 37.000 | 35.750 | 36.250 | 36.500 | 36.500 | 37.500 | 36.833 | 36.750 | 36.250 | 34.500 | 35.833 | 34.750 | 34.500 | 33.500 | 34.250 | 35.792 |
| | | 二十年1931 | 36.000 | 43.000 | 43.750 | 40.917 | 43.250 | 40.500 | 41.000 | 41.583 | 41.000 | 37.750 | 36.500 | 38.417 | 35.250 | 34.500 | 33.250 | 34.333 | 38.812 |
| | | 廿一年1932 | 33.000 | ... | 34.250 | 33.625 | 35.750 | 34.750 | 30.500 | 33.667 | 29.500 | 32.250 | 34.000 | 31.917 | 32.750 | 31.625 | 32.125 | 32.167 | 32.825 |

上海通州棉花衣之躉售市價
PRICE OF TUNGCHOW RAW COTTON
民國十四年至廿一年
1925 - 1932



棉花 COTTON

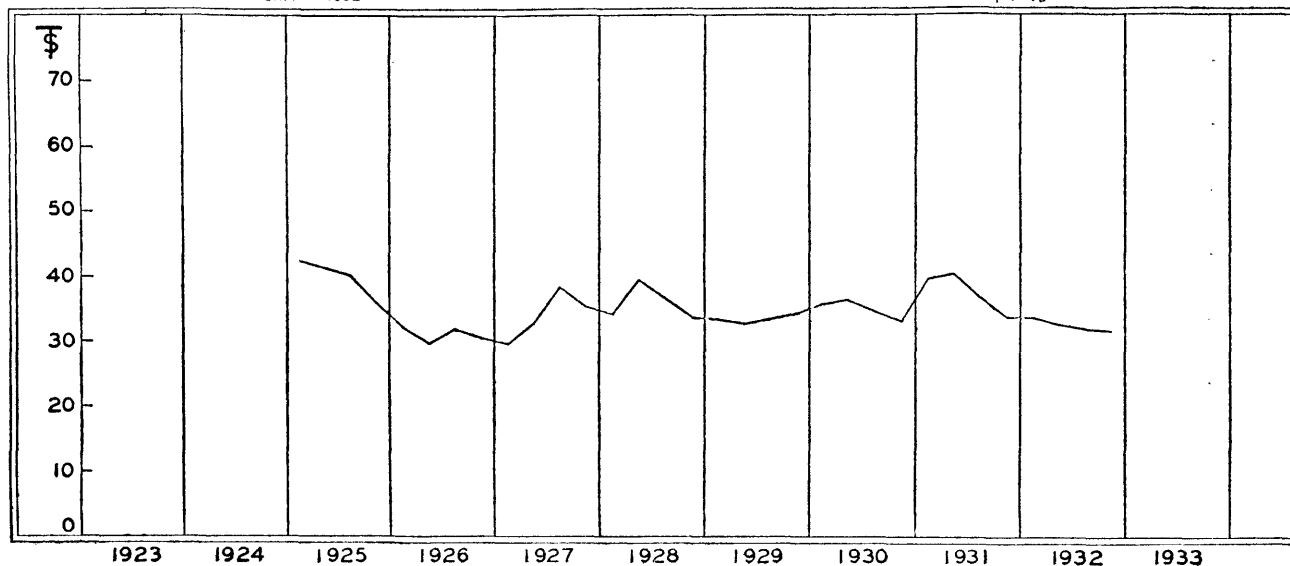
躉售市價 (單位兩) - Wholesale Price (Shanghai Tls.)

| 名稱 Name | 單位 Unit | 年份 Year | 一月 Jan. | 二月 Feb. | 三月 March | 平均 Qrly. Average | 四月 April | 五月 May | 六月 June | 平均 Qrly. Average | 七月 July | 八月 Aug. | 九月 Sept. | 平均 Qrly. Average | 十月 Oct. | 十一月 Nov. | 十二月 Dec. | 平均 Qrly. Average | 總平均 Year's Average | | |
|---|------------|------------|------------|------------|-------------|------------------------|-------------|-----------|------------|------------------------|------------|------------|-------------|------------------------|------------|-------------|-------------|------------------------|--------------------------|--|--|
| 花衣 (陝西) Cotton, Raw Shensi (China) | 担 Picul | 十二年1923 | | | | | | | | | | | | | | | | | | | |
| | | 十三年1924 | | | | | | | | | | | | | | | | | | | |
| | | 十四年1925 | 40.750 | 42.000 | 44.500 | 42.417 | 42.500 | 39.750 | ... | 41.125 | 42.000 | 41.000 | 37.000 | 40.000 | 38.250 | 36.000 | 33.500 | 35.917 | 39.865 | | |
| | | 十五年1926 | 32.750 | 32.750 | 30.625 | 32.042 | 31.000 | 29.500 | 28.750 | 29.750 | 30.888 | 32.875 | 32.000 | 31.921 | 31.750 | 31.250 | 28.750 | 30.583 | 31.074 | | |
| | | 十六年1927 | 28.500 | 28.625 | 31.750 | 29.625 | 31.750 | 32.250 | 34.500 | 32.833 | 36.125 | 37.500 | 41.250 | 38.292 | 38.750 | 34.625 | 33.000 | 35.458 | 34.052 | | |
| | | 十七年1928 | 34.875 | 34.000 | 36.750 | 35.208 | 39.000 | 41.375 | 37.325 | 39.333 | 40.125 | 37.000 | 33.500 | 36.875 | 33.875 | 33.750 | 34.000 | 33.875 | 36.323 | | |
| | | 十八年1929 | 33.250 | 33.500 | 33.500 | 33.417 | 35.250 | 32.500 | 30.750 | 32.833 | 32.250 | 33.500 | 34.500 | 33.417 | 35.000 | 34.500 | 33.500 | 34.333 | 33.500 | | |
| | | 十九年1930 | 35.750 | 36.250 | 35.250 | 35.750 | 36.000 | 36.500 | 37.000 | 36.500 | 36.000 | 35.750 | 33.000 | 34.917 | 33.250 | 33.200 | 33.250 | 33.233 | 35.100 | | |
| | | 二十年1931 | 35.125 | 42.250 | 42.250 | 39.875 | 41.250 | 40.000 | 40.250 | 40.500 | 39.000 | 36.500 | 35.000 | 36.833 | 33.750 | 34.125 | 33.250 | 33.708 | 37.729 | | |
| | | 廿一年1932 | 33.500 | ... | 34.250 | 33.875 | 34.500 | 33.250 | 30.000 | 32.583 | 39.750 | 32.750 | 33.250 | 31.917 | 32.000 | 30.625 | 31.325 | 31.317 | 32.473 | | |

上海陝西棉花衣之躉售市價
PRICE OF SHENSI RAW COTTON
民國十四年至廿一年
1925 - 1932

UNIT - PICUL

單位擔

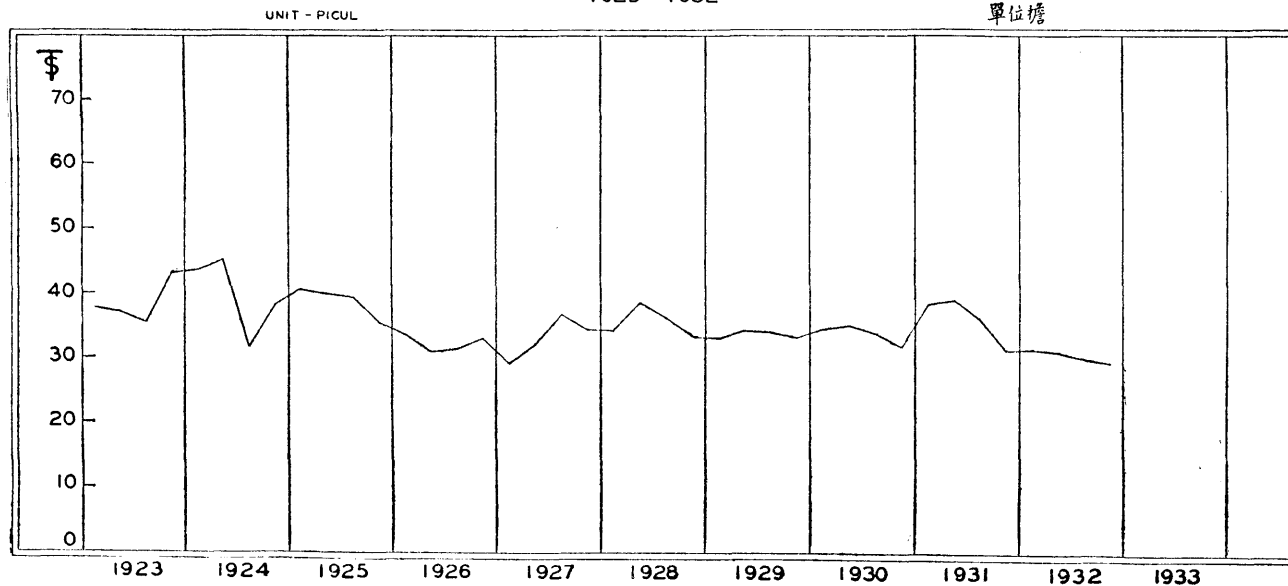


棉花 COTTON

躉售市價 (單位兩) — Wholesale Price (Shanghai Tls.)

| 名稱 Name | 單位 Unit | 年份 Year | 一月 Jan. | 二月 Feb. | 三月 March | 平均 Qrly. Average | 四月 April | 五月 May | 六月 June | 平均 Qrly. Average | 七月 July | 八月 Aug. | 九月 Sept. | 平均 Qrly. Average | 十月 Oct. | 十一月 Nov. | 十二月 Dec. | 平均 Qrly. Average | 總平均 Year's Average |
|---|------------|------------|------------|------------|-------------|------------------------|-------------|-----------|------------|------------------------|------------|------------|-------------|------------------------|------------|-------------|-------------|------------------------|--------------------------|
| 花衣 (上海) Cotton, Raw Shanghai (China) | 担 Picul | 十二年1923 | 38.500 | 41.000 | 34.000 | 37.833 | 36.000 | 37.100 | 38.000 | 37.033 | 37.900 | 33.500 | 36.000 | 35.500 | 39.500 | 45.000 | 45.000 | 43.167 | 38.383 |
| | | 十三年1924 | 44.000 | 43.000 | 44.000 | 43.667 | 45.000 | 45.000 | 45.500 | 45.167 | 46.000 | 43.000 | 35.500 | 41.500 | 36.500 | 39.000 | 39.000 | 38.167 | 39.625 |
| | | 十四年1925 | 39.750 | 39.500 | 43.450 | 40.900 | 41.500 | 41.750 | 40.000 | 40.000 | 42.250 | 40.750 | 36.000 | 39.666 | 37.150 | 35.750 | 34.250 | 35.717 | 39.071 |
| | | 十五年1926 | 34.600 | 33.750 | 33.250 | 33.867 | 33.375 | 30.000 | 29.750 | 31.042 | 30.888 | 32.000 | 32.000 | 31.629 | 32.000 | 31.250 | 36.000 | 33.083 | 32.405 |
| | | 十六年1927 | 28.500 | 28.850 | 30.750 | 29.367 | 31.225 | 31.750 | 33.750 | 31.238 | 34.500 | 36.500 | 40.000 | 37.000 | 38.125 | 34.000 | 32.500 | 34.875 | 33.363 |
| | | 十七年1928 | 33.625 | 34.000 | 36.125 | 34.583 | 38.250 | 39.750 | 38.000 | 38.667 | 39.875 | 36.750 | 33.000 | 36.542 | 33.875 | 33.500 | 33.000 | 33.625 | 35.854 |
| | | 十八年1929 | 33.125 | 33.000 | 34.250 | 33.458 | 36.000 | 34.500 | 33.500 | 34.667 | 34.000 | 34.000 | 34.500 | 34.167 | 34.250 | 33.125 | 33.250 | 33.542 | 33.959 |
| | | 十九年1930 | 34.500 | 35.500 | 34.500 | 34.833 | 35.000 | 35.250 | 35.750 | 35.333 | 35.500 | 34.500 | 32.875 | 34.292 | 32.500 | 32.500 | 31.875 | 32.292 | 34.188 |
| | | 二十年1931 | 33.625 | 41.000 | 40.750 | 38.458 | 40.000 | 38.500 | 39.000 | 39.167 | 38.250 | 35.750 | 35.000 | 36.333 | 32.000 | 31.615 | 31.500 | 31.708 | 36.416 |
| | | 廿一年1932 | 31.250 | ... | 32.500 | 31.875 | 34.250 | 31.500 | 28.000 | 31.250 | 28.250 | 30.500 | 31.250 | 30.000 | 29.750 | 28.875 | 29.500 | 29.375 | 30.625 |

上海棉花衣之躉售市價
PRICE OF SHANGHAI RAW COTTON
民國十二年至廿一年
1923 - 1932

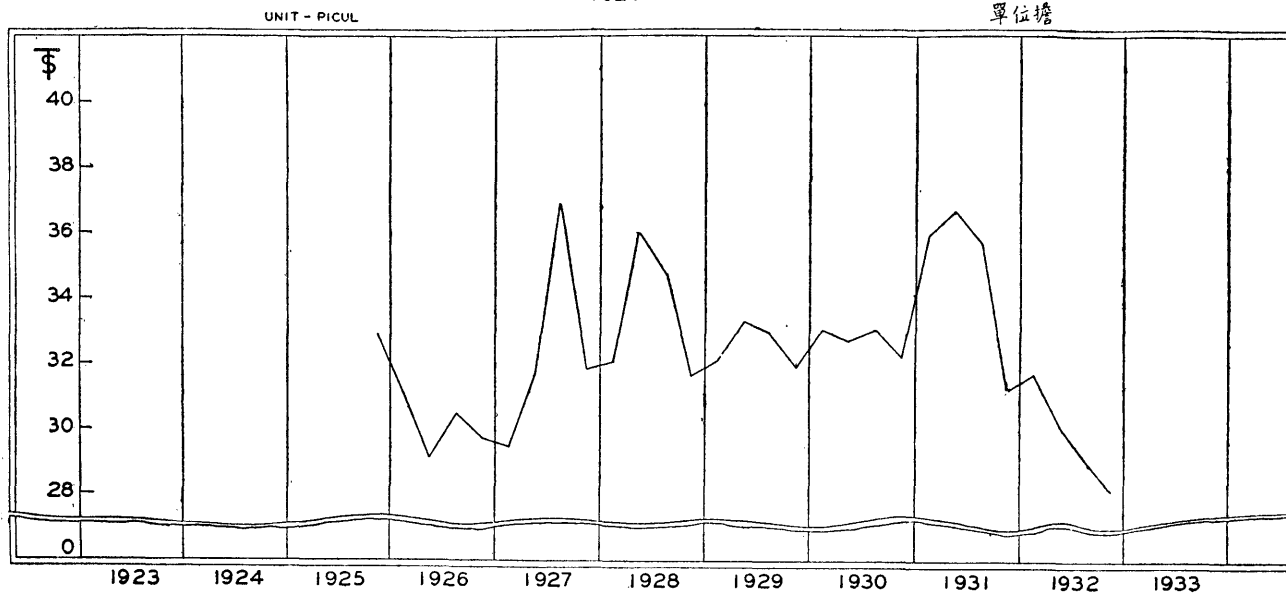


棉花 COTTON

躉售市價 (單位兩) — Wholesale Price (Shanghai Tls.)

| 名稱 Name | 單位 Unit | 年份 Year | 一月 Jan. | 二月 Feb. | 三月 March | 平均 Qrly. Average | 四月 April | 五月 May | 六月 June | 平均 Qrly. Average | 七月 July | 八月 Aug. | 九月 Sept. | 平均 Qrly. Average | 十月 Oct. | 十一月 Nov. | 十二月 Dec. | 平均 Qrly. Average | 總平均 Year's Average | | |
|--|------------|------------|------------|------------|-------------|------------------------|-------------|-----------|------------|------------------------|------------|------------|-------------|------------------------|------------|-------------|-------------|------------------------|--------------------------|--|--|
| 花衣 (餘姚) Cotton, Raw Yüyao (China) | 担 Picul | 十二年1923 | | | | | | | | | | | | | | | | | | | |
| | | 十三年1924 | | | | | | | | | | | | | | | | | | | |
| | | 十四年1925 | ... | 37.500 | 41.500 | 39.500 | | | | | | | | | | 34.100 | 33.250 | 31.400 | 32.917 | | |
| | | 十五年1926 | 30.700 | 31.300 | 31.400 | 31.133 | 30.875 | 28.000 | 28.500 | 29.125 | 28.500 | 30.500 | 32.500 | 30.500 | 30.300 | 30.400 | 28.600 | 29.767 | 30.131 | | |
| | | 十六年1927 | 28.400 | 29.325 | 30.700 | 29.475 | 30.500 | 31.250 | 33.250 | 31.667 | 34.750 | 37.500 | 38.375 | 36.875 | 34.300 | 31.500 | 29.750 | 31.850 | 32.467 | | |
| | | 十七年1928 | 31.300 | 30.950 | 34.250 | 32.167 | 35.175 | 38.000 | 35.000 | 36.058 | 37.750 | 34.000 | 32.500 | 34.750 | 31.450 | 32.450 | 31.100 | 31.667 | 33.661 | | |
| | | 十八年1929 | 31.750 | 32.000 | 32.750 | 32.167 | 34.250 | 32.500 | 33.000 | 33.250 | 32.750 | 32.000 | 34.250 | 33.000 | 32.500 | 32.025 | 31.400 | 31.975 | 32.598 | | |
| | | 十九年1930 | 33.250 | 33.750 | 33.000 | 33.333 | 32.700 | 32.000 | 33.500 | 32.733 | 32.900 | 33.800 | 32.800 | 33.167 | 32.500 | 32.200 | 32.000 | 32.233 | 32.867 | | |
| | | 二十年1931 | 32.650 | 37.500 | 37.800 | 35.983 | 37.000 | 36.000 | 37.000 | 36.700 | 37.100 | 35.000 | 34.950 | 35.683 | 31.250 | 30.750 | 31.750 | 31.250 | 34.904 | | |
| | | 廿一年1932 | 31.250 | ... | 32.200 | 31.725 | 32.500 | 30.500 | 27.500 | 30.167 | 27.500 | 29.500 | 30.500 | 29.167 | 28.000 | 27.800 | 28.850 | 28.217 | 29.819 | | |

上海餘姚棉花衣之躉售市價
PRICE OF YUYAO RAW COTTON
民國十四年至廿一年
1925 - 1932

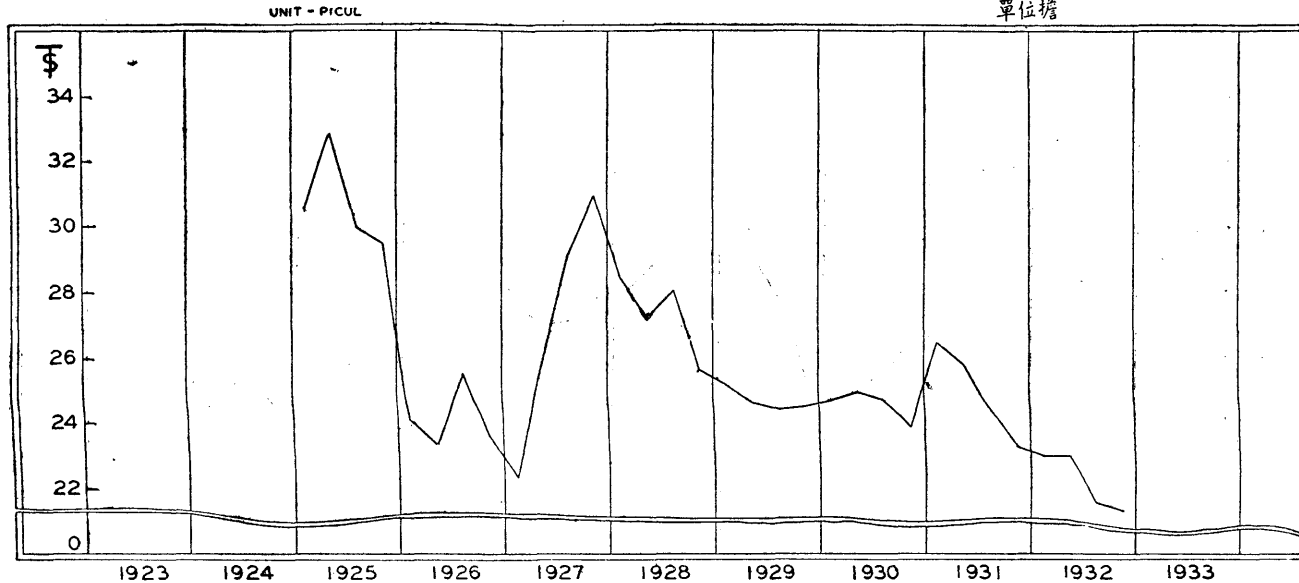


棉花 COTTON

躉售市價 (單位兩)—Wholesale Price (Shanghai Tls.)

| 名稱 Name | 單位 Unit | 年份 Year | 一月 Jan. | 二月 Feb. | 三月 March | 平均 Qrly. Average | 四月 April | 五月 May | 六月 June | 平均 Qrly. Average | 七月 July | 八月 Aug. | 九月 Sept. | 平均 Qrly. Average | 十月 Oct. | 十一月 Nov. | 十二月 Dec. | 平均 Qrly. Average | 總平均 Year's Average | | |
|--|------------|------------|------------|------------|-------------|------------------------|-------------|-----------|------------|------------------------|------------|------------|-------------|------------------------|------------|-------------|-------------|------------------------|--------------------------|--|--|
| 飛花 (如意) Cotton, Raw, Happiness Brand (China) | 担 Picul | 十二年1923 | | | | | | | | | | | | | | | | | | | |
| | | 十三年1924 | | | | | | | | | | | | | | | | | | | |
| | | 十四年1925 | 29.875 | 29.500 | 32.000 | 30.458 | 33.250 | 32.500 | ... | 32.875 | 34.000 | 33.750 | 22.400 | 30.050 | 31.250 | 29.250 | 28.000 | 29.500 | 30.721 | | |
| | | 十五年1926 | 24.500 | 24.000 | 23.800 | 24.100 | 24.000 | 23.500 | 22.600 | 23.367 | 23.750 | 27.000 | 26.000 | 25.583 | 24.750 | 23.400 | 22.500 | 23.550 | 24.150 | | |
| | | 十六年1927 | 21.000 | 21.000 | 25.000 | 22.333 | 25.150 | 25.000 | 27.250 | 25.800 | 28.250 | 29.000 | 30.250 | 29.167 | 32.750 | 31.750 | 28.500 | 31.000 | 27.075 | | |
| | | 十七年1928 | 29.250 | 29.250 | 27.000 | 28.500 | 26.500 | 26.750 | 28.500 | 27.250 | 28.500 | 27.900 | 27.900 | 28.100 | 26.750 | 25.250 | 25.000 | 25.667 | 27.379 | | |
| | | 十八年1929 | 25.000 | 25.000 | 25.750 | 25.250 | 24.750 | 24.800 | 24.400 | 24.650 | 24.650 | 24.000 | 24.750 | 24.467 | 25.000 | 24.500 | 24.250 | 24.583 | 24.738 | | |
| | | 十九年1930 | 25.000 | 24.750 | 24.500 | 24.750 | 25.000 | 25.000 | 25.000 | 25.000 | 24.750 | 24.750 | 24.750 | 24.750 | 24.000 | 23.500 | 24.000 | 23.833 | 24.583 | | |
| | | 二十年1931 | 25.000 | 27.500 | 27.000 | 26.500 | 27.000 | 25.500 | 25.000 | 25.833 | 25.000 | 24.100 | 24.200 | 24.433 | 23.500 | 23.250 | 23.000 | 23.250 | 25.004 | | |
| | | 廿一年1932 | 23.000 | ... | 23.000 | 23.000 | 24.000 | 23.500 | 21.500 | 23.000 | 21.000 | 21.500 | 22.000 | 21.500 | 22.000 | 21.000 | 21.000 | 21.333 | 22.208 | | |

上海如意牌飛花之躉售市價
PRICE OF CHINESE HAPPINESS BRAND RAW COTTON
民國十四年至廿一年
1925 - 1932

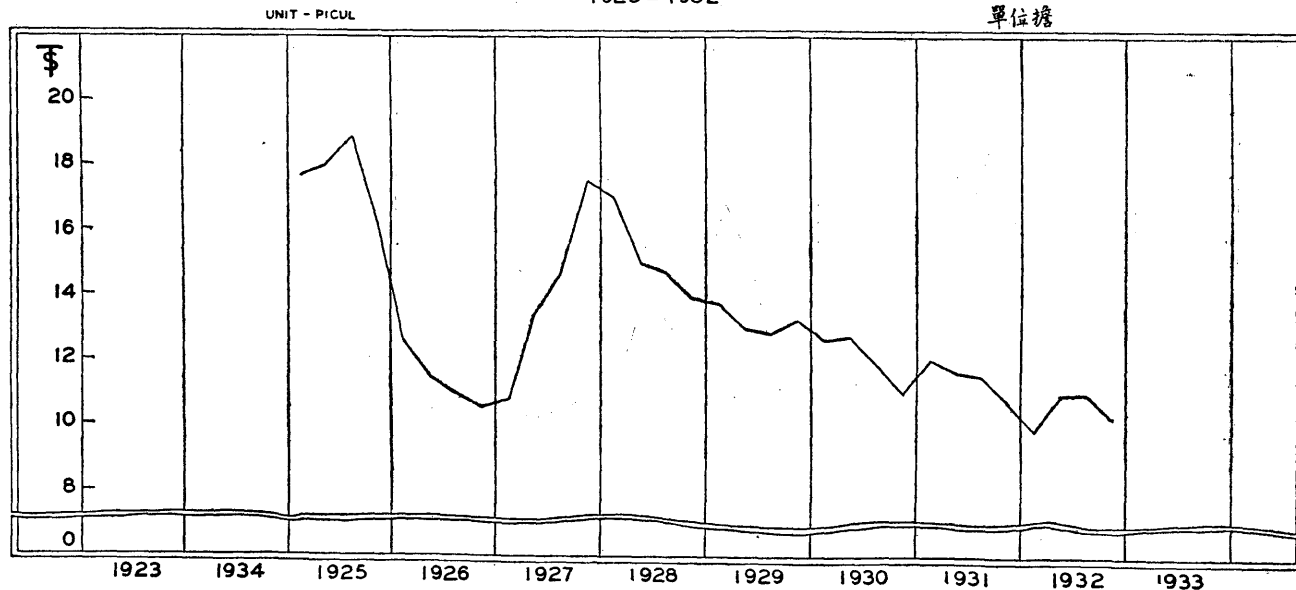


棉花 COTTON

躉售市價(單位兩)—Wholesale Price (Shanghai Tls.)

| 名稱 Name | 單位 Unit | 年份 Year | 一月 Jan. | 二月 Feb. | 三月 March | 平均 Qrly. Average | 四月 April | 五月 May | 六月 June | 平均 Qrly. Average | 七月 July | 八月 Aug. | 九月 Sept. | 平均 Qrly. Average | 十月 Oct. | 十一月 Nov. | 十二月 Dec. | 平均 Qrly. Average | 總平均 Year's Average | | |
|--|------------|------------|------------|------------|-------------|------------------------|-------------|-----------|------------|------------------------|------------|------------|-------------|------------------------|------------|-------------|-------------|------------------------|--------------------------|--------|--|
| 飛花 (天星) Cotton, Raw, Star Brand (China) | 担 Picul | 十二年1923 | | | | | | | | | | | | | | | | | | | |
| | | 十三年1924 | | | | | | | | | | | | | | | | | | | |
| | | 十四年1925 | 17.250 | 17.800 | 18.000 | 17.683 | 18.000 | 18.000 | ... | 18.000 | 19.000 | 19.250 | 18.400 | 18.883 | 16.900 | 16.000 | 15.750 | 16.217 | 17.696 | | |
| | | 十五年1926 | 13.150 | 12.250 | 12.500 | 12.633 | 12.500 | 11.300 | 10.750 | 11.517 | 10.500 | 11.500 | 11.000 | 11.000 | 10.899 | 10.625 | 10.450 | 10.625 | 11.444 | | |
| | | 十六年1927 | 10.250 | 10.000 | 12.250 | 10.833 | 14.250 | 12.250 | 13.750 | 13.417 | 14.400 | 14.500 | 15.250 | 14.717 | 17.500 | 17.200 | 18.000 | 17.567 | 14.134 | | |
| | | 十七年1928 | 18.250 | 18.500 | 14.500 | 17.083 | 14.500 | 15.250 | 15.500 | 15.083 | 15.500 | 14.350 | 14.450 | 14.733 | 14.000 | 13.900 | 13.900 | 13.900 | 13.933 | 15.208 | |
| | | 十八年1929 | 13.650 | 13.750 | 14.000 | 13.800 | 12.750 | 13.250 | 13.250 | 13.083 | 13.200 | 12.500 | 13.250 | 12.893 | 13.500 | 13.000 | 13.400 | 13.300 | 13.300 | 13.269 | |
| | | 十九年1930 | 13.000 | 12.500 | 12.500 | 12.667 | 13.400 | 12.500 | 12.500 | 12.800 | 12.350 | 11.800 | 11.800 | 11.983 | 11.000 | 11.250 | 11.000 | 11.083 | 11.083 | 12.133 | |
| | | 二十年1931 | 12.000 | 12.250 | 12.000 | 12.083 | 12.000 | 11.500 | 11.500 | 11.667 | 11.000 | 11.750 | 12.000 | 11.583 | 11.250 | 10.000 | 11.000 | 11.000 | 10.750 | 11.521 | |
| | | 廿一年1932 | 10.250 | ... | 9.500 | 9.875 | 11.100 | 10.900 | 10.850 | 10.950 | 11.000 | 11.500 | 10.500 | 11.000 | 10.300 | 10.300 | 10.100 | 10.233 | 10.514 | | |

上海天星牌飛花之躉售市價
PRICE OF CHINESE STAR BRAND RAW COTTON
民國十四年至廿一年
1925 - 1932

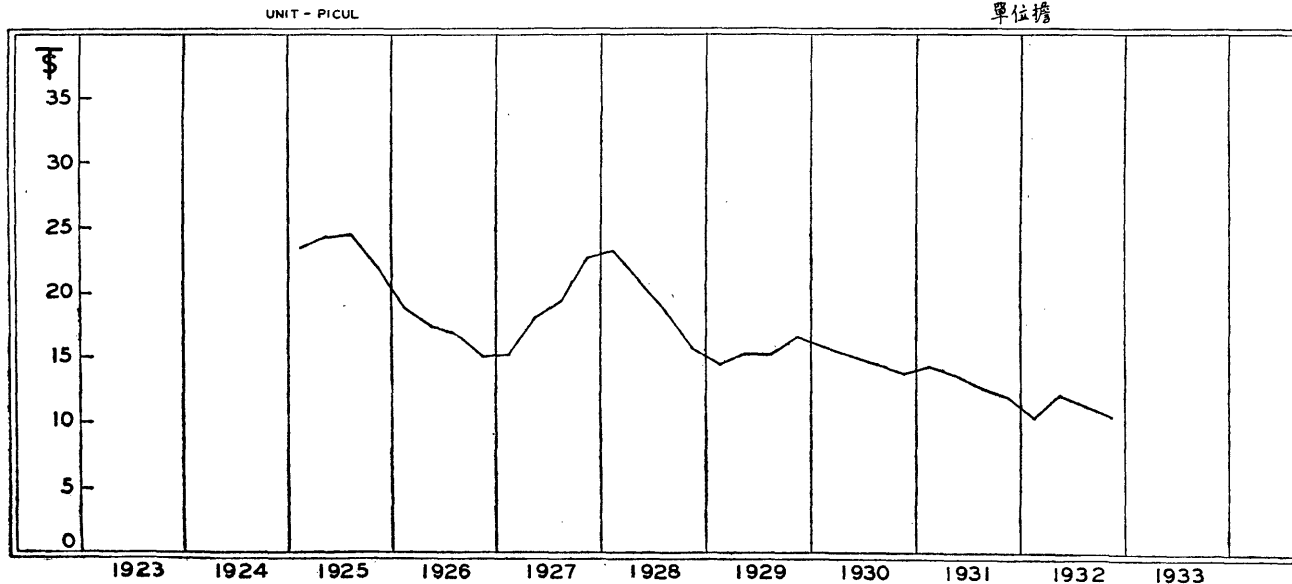


棉花 COTTON

躉售市價 (單位兩) — Wholesale Price (Shanghai Tls.)

| 名稱 Name | 單位 Unit | 年份 Year | 一月 Jan. | 二月 Feb. | 三月 March | 平均 Qrly. Average | 四月 April | 五月 May | 六月 June | 平均 Qrly. Average | 七月 July | 八月 Aug. | 九月 Sept. | 平均 Qrly. Average | 十月 Oct. | 十一月 Nov. | 十二月 Dec. | 平均 Qrly. Average | 總平均 Year's Average | | |
|---|------------|------------|------------|------------|-------------|------------------------|-------------|-----------|------------|------------------------|------------|------------|-------------|------------------------|------------|-------------|-------------|------------------------|--------------------------|--|--|
| 飛花 (財神) Cotton Waste, God of Wealth Brand (China) | 担 Picul | 十二年1923 | | | | | | | | | | | | | | | | | | | |
| | | 十三年1924 | | | | | | | | | | | | | | | | | | | |
| | | 十四年1925 | 22.000 | 24.000 | 24.500 | 23.500 | 24.000 | 24.750 | ... | 24.375 | 24.500 | 24.500 | 24.500 | 24.500 | 23.500 | 21.750 | 20.750 | 22.000 | 23.594 | | |
| | | 十五年1926 | 19.000 | 18.750 | 18.750 | 18.833 | 19.000 | 17.250 | 16.250 | 17.500 | 16.250 | 17.500 | 17.000 | 16.917 | 15.750 | 14.900 | 14.500 | 15.050 | 17.075 | | |
| | | 十六年1927 | 14.000 | 14.000 | 17.750 | 15.250 | 18.400 | 17.750 | 18.250 | 18.133 | 19.000 | 19.000 | 20.250 | 19.417 | 22.650 | 22.500 | 23.500 | 22.883 | 18.920 | | |
| | | 十七年1928 | 24.100 | 24.350 | 21.250 | 23.233 | 21.000 | 21.500 | 20.500 | 21.000 | 20.250 | 17.900 | 17.900 | 18.683 | 16.750 | 16.250 | 14.750 | 15.917 | 19.708 | | |
| | | 十八年1929 | 14.250 | 14.250 | 15.100 | 14.533 | 12.750 | 16.900 | 16.750 | 15.467 | 16.500 | 13.000 | 16.750 | 15.417 | 17.000 | 16.500 | 16.750 | 16.750 | 15.542 | | |
| | | 十九年1930 | 16.500 | 15.750 | 15.750 | 16.000 | 16.000 | 15.000 | 15.000 | 15.333 | 15.000 | 14.500 | 14.500 | 14.667 | 13.900 | 14.000 | 13.900 | 13.933 | 14.983 | | |
| | | 二十年1931 | 14.000 | 14.750 | 14.500 | 14.417 | 14.250 | 13.250 | 14.000 | 13.833 | 12.000 | 13.500 | 13.300 | 12.833 | 13.750 | 11.000 | 11.750 | 12.167 | 13.312 | | |
| | | 廿一年1932 | 11.000 | ... | 10.000 | 10.500 | 12.600 | 12.200 | 11.950 | 12.250 | 11.500 | 11.500 | 11.500 | 11.500 | 11.000 | 10.500 | 10.500 | 10.667 | 11.228 | | |

上海財神牌飛花之躉售市價
PRICE OF CHINESE GOD OF WEALTH BRAND COTTON WASTE
民國十四年至廿一年
1925 - 1932

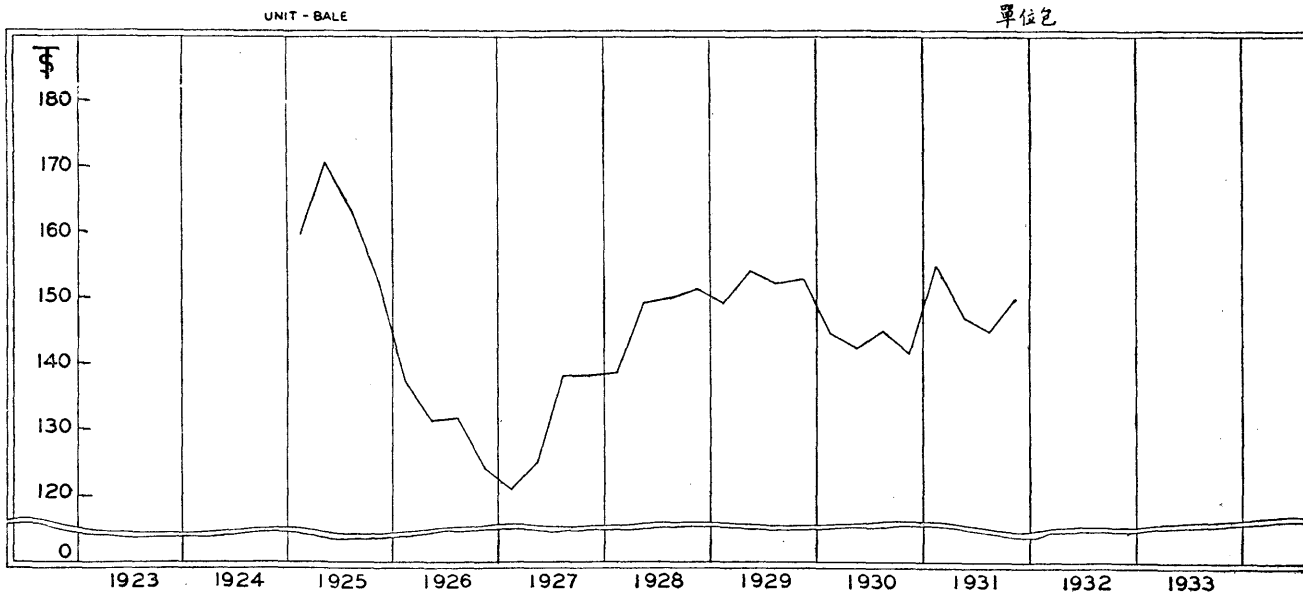


棉 紗 COTTON YARN

躉售市價 (單位兩)—Wholesale Price (Shanghai Tls.)

| 名稱 Name | 單位 Unit | 年份 Year | 一月 Jan. | 二月 Feb. | 三月 March | 平均 Orly. Average | 四月 April | 五月 May | 六月 June | 平均 Orly. Average | 七月 July | 八月 Aug. | 九月 Sept. | 平均 Orly. Average | 十月 Oct. | 十一月 Nov. | 十二月 Dec. | 平均 Orly. Average | 總平均 Year's Average | | |
|---|-----------------------------------|------------|------------|------------|-------------|------------------------|-------------|-----------|------------|------------------------|------------|------------|-------------|------------------------|------------|-------------|-------------|------------------------|--------------------------|--|--|
| 棉紗, 十支 (鴻福) Cotton Yarn, Count 10' (China) | 包 (四百廿磅) Bale (420 lbs.) | 十二年1923 | | | | | | | | | | | | | | | | | | | |
| | | 十三年1924 | | | | | | | | | | | | | | | | | | | |
| | | 十四年1925 | 158.000 | 160.000 | 161.500 | 159.833 | 174.750 | 167.000 | ... | 170.875 | 162.250 | 165.250 | 162.000 | 163.167 | 158.500 | 151.750 | 146.500 | 152.250 | 161.531 | | |
| | | 十五年1926 | 139.750 | 138.750 | 133.250 | 137.250 | 135.000 | 139.500 | 129.000 | 131.500 | 139.500 | 131.000 | 134.500 | 132.000 | 130.500 | 122.500 | 119.500 | 124.167 | 131.229 | | |
| | | 十六年1927 | 118.750 | 120.250 | 124.000 | 121.000 | 124.500 | 123.500 | 128.000 | 125.333 | 138.500 | 137.500 | 139.000 | 138.333 | 142.250 | 139.250 | 134.000 | 138.500 | 130.792 | | |
| | | 十七年1928 | 136.250 | 137.750 | 142.750 | 138.917 | 145.000 | 152.750 | 151.000 | 149.583 | 155.250 | 150.250 | 145.500 | 150.333 | 149.750 | 152.500 | 153.000 | 151.750 | 147.646 | | |
| | | 十八年1929 | 147.250 | 147.750 | 153.500 | 149.500 | 153.250 | 142.750 | 140.500 | 154.500 | 145.750 | 151.250 | 161.750 | 152.583 | 159.500 | 153.500 | 146.500 | 153.167 | 152.438 | | |
| | | 十九年1930 | 147.250 | 145.750 | 141.500 | 144.833 | 141.250 | 142.000 | 144.500 | 142.583 | 143.000 | 147.500 | 144.625 | 145.042 | 143.000 | 149.500 | 139.000 | 141.833 | 143.573 | | |
| | | 二十年1931 | ... | 153.500 | 157.500 | 155.500 | ... | 146.126 | 148.125 | 147.123 | 146.750 | 145.000 | 143.250 | 145.000 | 153.125 | 149.500 | 147.500 | 150.043 | 149.417 | | |
| | | 廿一年1932 | 143.000 | ... | 152.000 | 147.500 | 143.000 | 134.500 | 131.750 | 133.412 | 131.250 | 139.750 | 140.500 | 137.167 | 136.250 | 130.500 | 125.750 | 130.833 | 137.979 | | |

上海十支鴻福牌棉紗之躉售市價
PRICE OF CHINESE 10 COUNT COTTON YARN
民國十四年至二十年
1925 - 1931

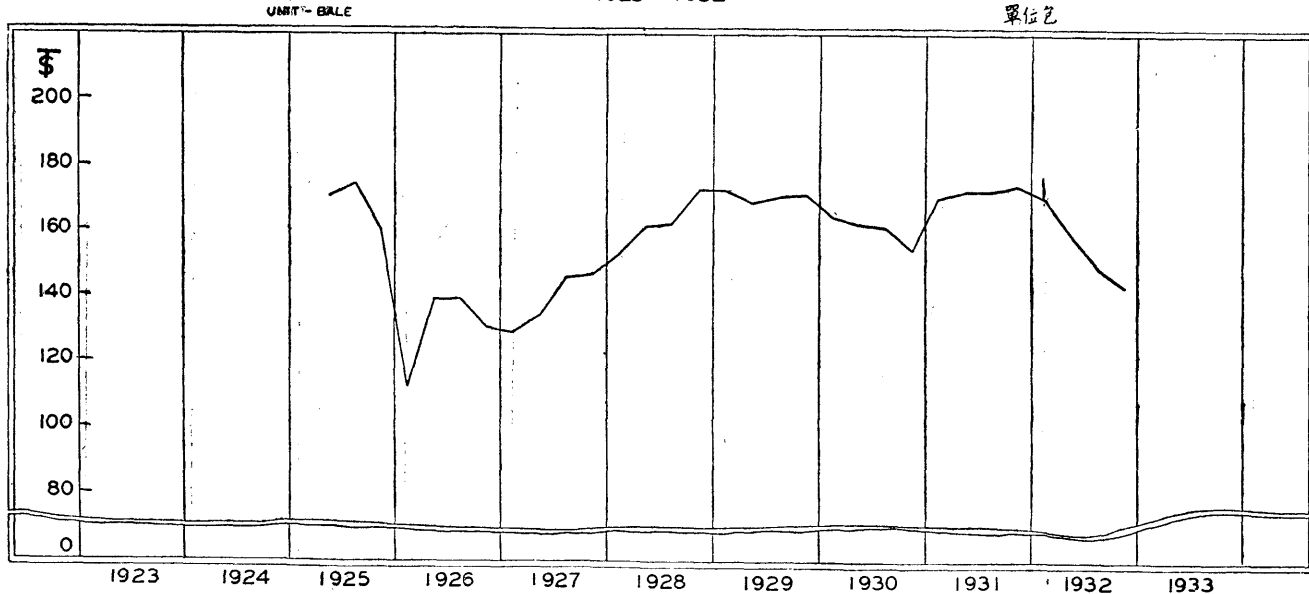


棉 紗 COTTON YARN

躉售市價(單位兩)—Wholesale Price (Shanghai Tls.)

| 名稱 Name | 單位 Unit | 年份 Year | 一月 Jan. | 二月 Feb. | 三月 March | 平均 Qrly. Average | 四月 April | 五月 May | 六月 June | 平均 Qrly. Average | 七月 July | 八月 Aug. | 九月 Sept. | 平均 Qrly. Average | 十月 Oct. | 十一月 Nov. | 十二月 Dec. | 平均 Qrly. Average | 總平均 Year's Average | | |
|--|-----------------------------------|------------|------------|------------|-------------|------------------------|-------------|-----------|------------|------------------------|------------|------------|-------------|------------------------|------------|-------------|-------------|------------------------|--------------------------|--|--|
| 棉紗, 十六支, 人鍾 Cotton Yarn, Count 16' Chen Tson Brand (China) | 包 (四百廿磅) Bale (420 lbs.) | 十二年1923 | | | | | | | | | | | | | | | | | | | |
| | | 十三年1924 | | | | | | | | | | | | | | | | | | | |
| | | 十四年1925 | | | | | | 176.000 | 166.750 | 167.500 | 170.083 | 174.750 | 176.625 | 171.875 | 174.416 | 168.500 | 158.750 | 153.000 | 160.083 | | |
| | | 十五年1926 | 149.500 | 147.250 | 141.875 | 146.208 | 143.625 | 138.000 | 135.625 | 139.083 | 137.500 | 141.500 | 138.875 | 139.292 | 136.625 | 129.750 | 126.625 | 131.000 | 130.563 | | |
| | | 十六年1927 | 127.000 | 127.125 | 134.000 | 129.375 | 134.612 | 133.500 | 136.750 | 134.954 | 144.500 | 144.500 | 149.750 | 146.250 | 150.750 | 145.250 | 145.375 | 147.125 | 139.426 | | |
| | | 十七年1928 | 151.000 | 151.750 | 157.750 | 153.500 | 159.750 | 164.375 | 161.750 | 161.958 | 162.750 | 161.875 | 162.000 | 162.208 | 169.875 | 173.500 | 175.250 | 172.875 | 162.635 | | |
| | | 十八年1929 | 173.250 | 171.000 | 174.500 | 172.917 | 173.000 | 170.250 | 164.750 | 169.333 | 146.500 | 169.000 | 178.000 | 170.500 | 175.125 | 172.500 | 166.500 | 171.375 | 171.031 | | |
| | | 十九年1930 | 166.500 | 164.875 | 162.375 | 164.383 | 161.750 | 162.500 | 162.250 | 162.167 | 161.750 | 162.625 | 159.250 | 161.208 | 157.250 | 155.000 | 150.000 | 154.083 | 160.510 | | |
| | | 二十年1931 | 159.000 | 175.000 | 176.750 | 170.250 | 173.750 | 170.875 | 172.500 | 172.375 | 173.000 | 174.000 | 170.750 | 172.583 | 177.000 | 175.625 | 170.000 | 174.208 | 172.354 | | |
| | | 廿一年1932 | 166.250 | ... | 174.000 | 170.125 | 165.500 | 159.250 | 153.500 | 149.417 | 146.000 | 152.000 | 150.750 | 149.583 | 147.000 | 143.000 | 141.000 | 143.667 | 155.698 | | |

上海十六支人鍾牌棉紗之躉售市價
PRICE OF CHINESE 16 COUNT CHEN TSON BRAND COTTON YARN
民國十四年至廿一年
1925 - 1932

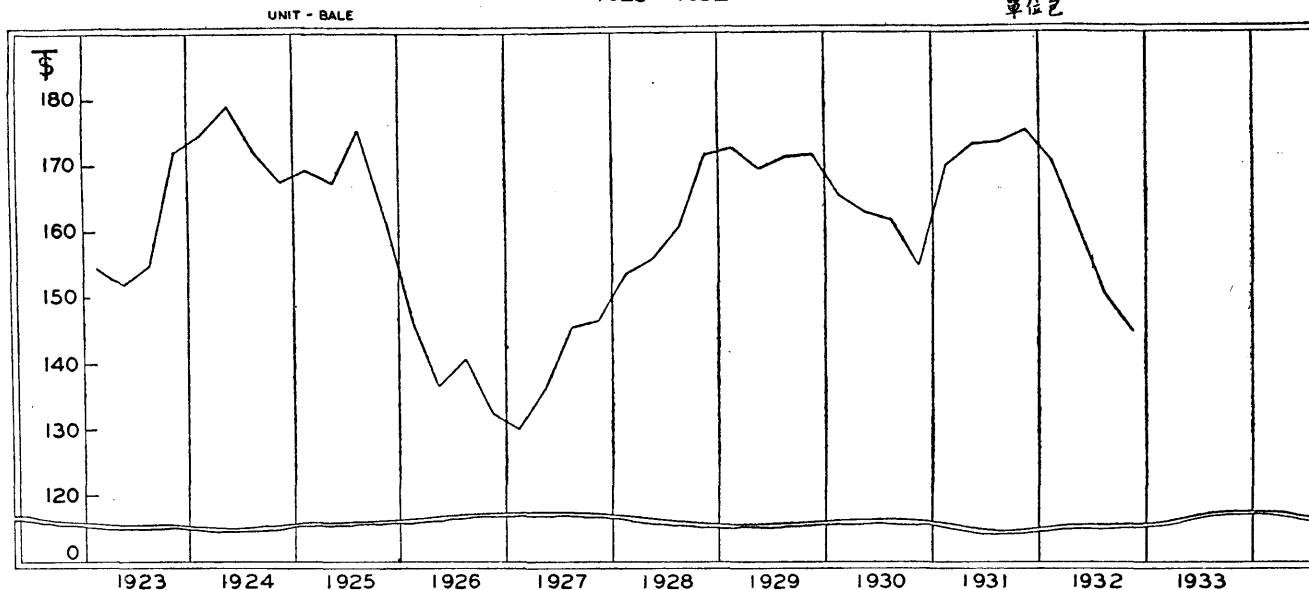


棉 紗 COTTON YARN

躉售市價 (單位兩)—Wholesale Price (Shanghai Tls.)

| 名稱 Name | 單位 Unit | 年份 Year | 一月 Jan. | 二月 Feb. | 三月 March | 平均 Qrly. Average | 四月 April | 五月 May | 六月 June | 平均 Qrly. Average | 七月 July | 八月 Aug. | 九月 Sept. | 平均 Qrly. Average | 十月 Oct. | 十一月 Nov. | 十二月 Dec. | 平均 Qrly. Average | 總平均 Year's Average |
|--|-----------------------------------|------------|------------|------------|-------------|------------------------|-------------|-----------|------------|------------------------|------------|------------|-------------|------------------------|------------|-------------|-------------|------------------------|--------------------------|
| 棉紗, 十六支, 寶鼎 Cotton Yarn, Count 16' Pao Ding Brand (China) | 包 (四百廿磅) Bale (420 lbs.) | 十二年1923 | 152.500 | 164.000 | 146.500 | 154.333 | 148.500 | 152.500 | 153.000 | 151.333 | 155.400 | 151.750 | 156.500 | 154.417 | 165.750 | 174.500 | 175.500 | 171.916 | 158.000 |
| | | 十三年1924 | 178.500 | 173.000 | 173.500 | 174.667 | 182.250 | 178.000 | 176.250 | 178.833 | 177.000 | 171.000 | 168.500 | 172.167 | 162.500 | 170.000 | 169.500 | 167.333 | 173.250 |
| | | 十四年1925 | 167.500 | 165.000 | 176.500 | 169.666 | 175.500 | 166.250 | 167.625 | 169.792 | 175.000 | 171.815 | 173.500 | 175.458 | 168.500 | 162.000 | 155.000 | 616.833 | 169.187 |
| | | 十五年1926 | 150.000 | 146.500 | 142.750 | 146.417 | 145.500 | 139.000 | 135.875 | 136.772 | 140.375 | 142.000 | 140.000 | 140.792 | 238.000 | 131.500 | 128.250 | 133.583 | 139.141 |
| | | 十六年1927 | 127.625 | 127.500 | 135.000 | 130.042 | 137.000 | 134.250 | 138.750 | 136.667 | 144.750 | 143.500 | 149.000 | 145.750 | 150.500 | 147.500 | 142.000 | 146.667 | 139.782 |
| | | 十七年1928 | 151.500 | 152.000 | 158.500 | 153.833 | 156.750 | 157.500 | 153.750 | 156.000 | 161.250 | 160.250 | 161.000 | 160.833 | 170.500 | 171.750 | 173.000 | 171.750 | 160.604 |
| | | 十八年1929 | 172.750 | 171.000 | 174.500 | 172.833 | 173.250 | 170.750 | 164.500 | 169.500 | 165.500 | 169.500 | 178.500 | 171.167 | 175.500 | 173.000 | 167.000 | 171.833 | 171.333 |
| | | 十九年1930 | 167.000 | 166.000 | 162.750 | 165.250 | 162.250 | 163.250 | 163.250 | 162.917 | 162.250 | 163.000 | 159.750 | 161.667 | 157.750 | 155.500 | 151.000 | 154.750 | 161.146 |
| | | 二十年1931 | 159.000 | 173.500 | 177.500 | 170.000 | 174.500 | 171.500 | 173.500 | 173.167 | 174.000 | 175.000 | 171.500 | 173.500 | 178.000 | 176.500 | 171.000 | 175.167 | 173.958 |
| | | 廿一年1932 | 167.000 | ... | 174.500 | 170.750 | 166.500 | 169.000 | 154.500 | 160.333 | 147.000 | 152.250 | 151.500 | 150.250 | 148.000 | 144.000 | 141.500 | 144.500 | 156.458 |

上海十六支寶鼎牌棉紗之躉售市價
PRICE OF CHINESE 16 COUNT PAO DING BRAND COTTON YARN
民國十二年至廿一年
1923 - 1932

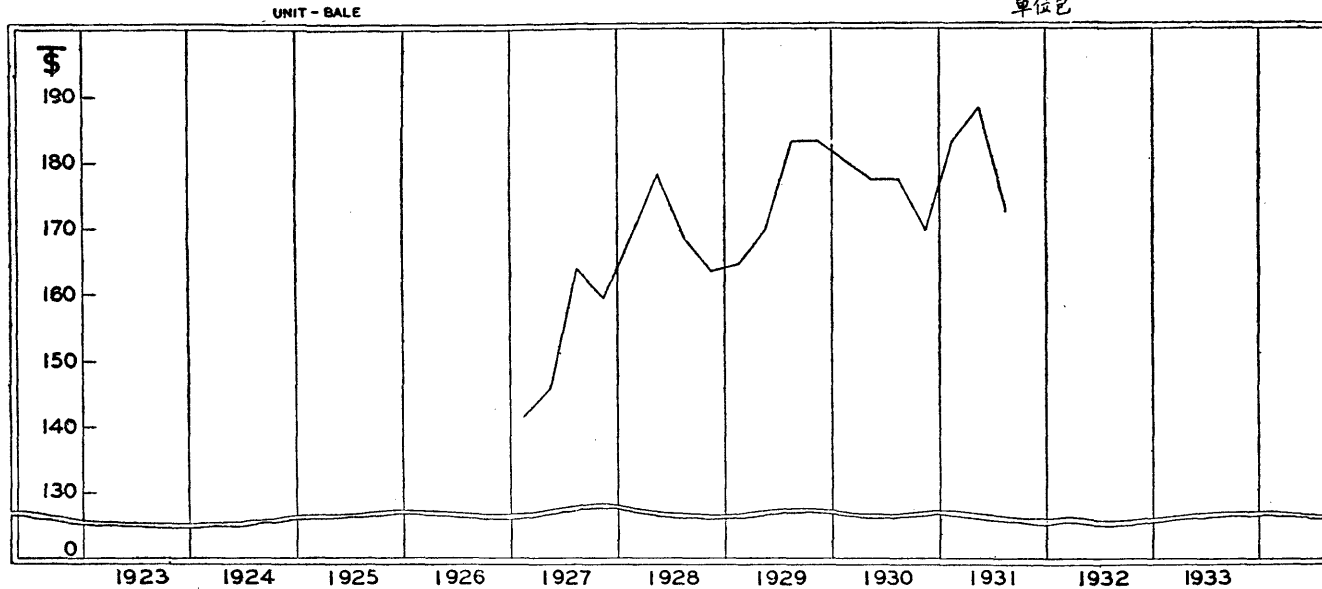


棉 紗 COTTON YARN

躉售市價 (單位兩) — Wholesale Price (Shanghai Tls.)

| 名稱 Name | 單位 Unit | 年份 Year | 一月 Jan. | 二月 Feb. | 三月 March | 平均 Qrly. Average | 四月 April | 五月 May | 六月 June | 平均 Qrly. Average | 七月 July | 八月 Aug. | 九月 Sept. | 平均 Qrly. Average | 十月 Oct. | 十一月 Nov. | 十二月 Dec. | 平均 Qrly. Average | 總平均 Year's Average | | |
|--|-----------------------------------|------------|------------|------------|-------------|------------------------|-------------|-----------|------------|------------------------|------------|------------|-------------|------------------------|------------|-------------|-------------|------------------------|--------------------------|--|--|
| 棉紗, 卅支, 水月 (日) Cotton Yarn, Count 20', Water Moon Brand (Japan) | 包 (四百廿磅) Bale (420 lbs.) | 十二年1923 | | | | | | | | | | | | | | | | | | | |
| | | 十三年1924 | | | | | | | | | | | | | | | | | | | |
| | | 十四年1925 | | | | | | | | | | | | | | | | | | | |
| | | 十五年1926 | | | | | | | | | | | | | | | | | | | |
| | | 十六年1927 | 136.063 | 137.519 | 146.870 | 140.151 | 144.532 | 145.685 | 147.482 | 145.900 | 158.250 | 159.321 | 173.562 | 163.711 | 159.208 | ... | 160.000 | 159.604 | 152.342 | | |
| | | 十七年1928 | ... | 164.456 | 173.594 | 168.925 | 175.432 | 180.667 | ... | 178.049 | 178.750 | ... | 157.500 | 168.125 | 167.250 | 162.500 | 160.250 | 163.333 | 169.608 | | |
| | | 十八年1929 | 160.500 | 164.750 | 168.000 | 164.417 | 175.000 | 169.250 | 164.500 | 169.583 | 174.000 | 182.250 | 193.500 | 183.250 | 190.000 | 183.750 | 175.750 | 183.167 | 175.104 | | |
| | | 十九年1930 | 179.000 | 181.000 | 181.000 | 180.333 | 178.000 | 176.250 | 177.250 | 177.167 | 177.250 | 180.750 | 174.000 | 177.333 | 173.500 | 171.000 | 165.000 | 169.833 | 176.167 | | |
| | | 二十年1931 | 172.750 | 188.000 | 188.500 | 183.083 | 191.250 | 185.500 | 188.250 | 188.333 | 176.000 | 174.250 | 167.500 | 172.583 | | | | | | | |
| | | 廿一年1922 | | | | | | | | | | | | | | | | | | | |

上海日本廿支水月牌棉紗之躉售市價
PRICE OF JAPANESE 20 COUNT WATER MOON BRAND COTTON YARN
民國十六年至二十年
1927 - 1931

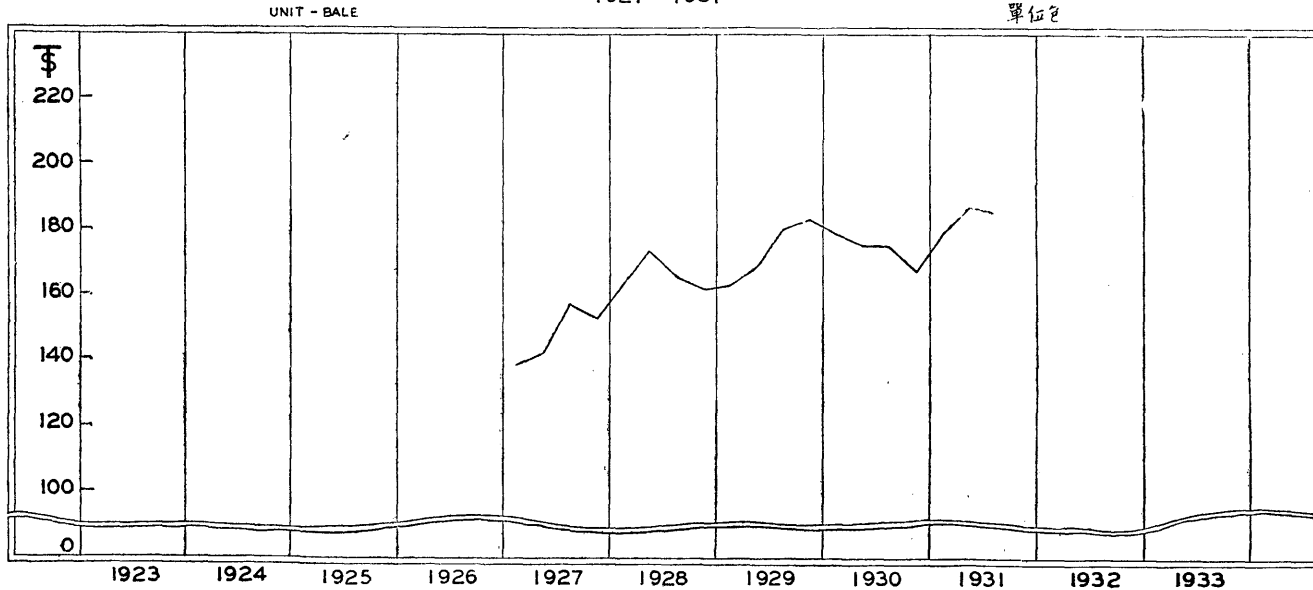


棉 紗 COTTON YARN

躉售市價(單位兩)—Wholesale Price (Shanghai Tls.)

| 名 稱 Name | 單 位 Unit | 年 份 Year | 一月 | 二月 | 三月 | 平均 | 四月 | 五月 | 六月 | 平均 | 七月 | 八月 | 九月 | 平均 | 十月 | 十一月 | 十二月 | 平均 | 總平均 | |
|---|-----------------------------------|-------------|---------|---------|---------|------------------|---------|---------|---------|------------------|---------|---------|---------|------------------|---------|---------|---------|------------------|-------------------|--|
| | | | Jan. | Feb. | March | Qrly. Average | April | May | June | Qrly. Average | July | Aug. | Sept. | Qrly. Average | Oct. | Nov. | Dec. | Qrly. Average | Year's Average | |
| 棉紗, 卅支, 藍鳳(日) Cotton Yarn, Count 25' Rambo Brand (Japan) | 包 (四百廿磅) Bale (420 lbs.) | 十二年1923 | | | | | | | | | | | | | | | | | | |
| | | 十三年1924 | | | | | | | | | | | | | | | | | | |
| | | 十四年1925 | | | | | | | | | | | | | | | | | | |
| | | 十五年1926 | | | | | | | | | | | | | | | | | | |
| | | 十六年1927 | 135.490 | 136.550 | 145.384 | 139.141 | 142.238 | 143.287 | 142.461 | 142.662 | 151.250 | 155.546 | 165.917 | 157.577 | 154.467 | 153.546 | 153.859 | 153.957 | 148.334 | |
| | | 十七年1928 | 157.847 | 161.905 | 170.364 | 163.372 | 172.933 | 178.159 | 172.055 | 174.059 | 175.466 | 165.250 | 158.000 | 166.239 | 163.750 | 164.000 | 159.125 | 162.292 | 166.491 | |
| | | 十八年1929 | 158.250 | 166.250 | 166.375 | 163.625 | 173.750 | 168.500 | 163.750 | 168.667 | 172.875 | 180.500 | 187.000 | 180.125 | 188.625 | 183.750 | 177.000 | 183.125 | 173.886 | |
| | | 十九年1930 | 178.250 | 180.500 | 178.500 | 179.083 | 175.625 | 176.375 | 175.750 | 175.917 | 176.000 | 176.000 | 173.625 | 175.208 | 171.750 | 167.750 | 163.000 | 167.500 | 174.427 | |
| | | 二十年1931 | 169.250 | 184.250 | 185.250 | 179.583 | 188.250 | 184.875 | 187.500 | 186.875 | 186.500 | 185.625 | 176.000 | 182.708 | | | | | | |
| | | 廿一年1932 | | | | | | | | | | | | | | | | | | |

上海日本卅支藍鳳牌棉紗之躉售市價
PRICE OF JAPANESE 20 COUNT RAMPO BRAND COTTON YARN
民國十六年至二十年
1927 - 1931

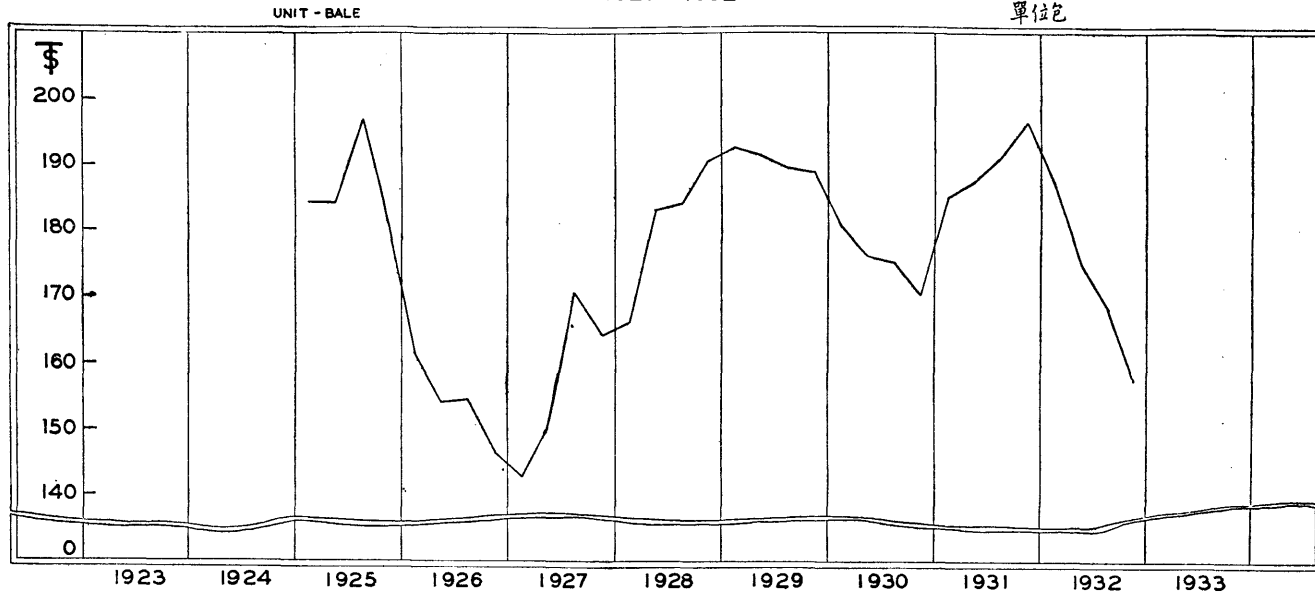


棉 紗 COTTON YARN

躉售市價 (單位兩) — Wholesale Price (Shanghai Tls.)

| 名稱 Name | 單位 Unit | 年份 Year | 一月 Jan. | 二月 Feb. | 三月 March | 平均 Qrly. Average | 四月 April | 五月 May | 六月 June | 平均 Qrly. Average | 七月 July | 八月 Aug. | 九月 Sept. | 平均 Qrly. Average | 十月 Oct. | 十一月 Nov. | 十二月 Dec. | 平均 Qrly. Average | 總平均 Year's Average | | |
|---|-----------------------------------|------------|------------|------------|-------------|------------------------|-------------|-----------|------------|------------------------|------------|------------|-------------|------------------------|------------|-------------|-------------|------------------------|--------------------------|--|--|
| 棉紗, 卅支, (金城) Cotton Yarn, Count 20' Kin Cheng (China) | 包 (四百廿磅) Bale (420 lbs.) | 十二年 1923 | | | | | | | | | | | | | | | | | | | |
| | | 十三年 1924 | | | | | | | | | | | | | | | | | | | |
| | | 十四年 1925 | 182.500 | 182.750 | 188.375 | 184.542 | 188.500 | 180.500 | ... | 184.500 | 197.500 | 200.000 | 193.000 | 196.833 | 190.000 | 184.000 | 170.000 | 181.333 | 186.802 | | |
| | | 十五年 1926 | 165.000 | 163.250 | 156.000 | 161.417 | 158.375 | 153.000 | 150.750 | 154.042 | 153.000 | 154.250 | 156.500 | 154.583 | 149.500 | 147.000 | 147.750 | 146.417 | 154.115 | | |
| | | 十六年 1927 | 141.500 | 140.500 | 146.500 | 142.833 | 151.250 | 148.250 | 152.500 | 150.667 | 167.000 | 171.500 | 173.500 | 170.667 | 173.500 | 160.500 | 158.500 | 164.167 | 157.084 | | |
| | | 十七年 1928 | 163.000 | 164.000 | 171.000 | 166.000 | 170.750 | 188.875 | 189.750 | 183.125 | 187.001 | 183.250 | 182.375 | 184.208 | 189.250 | 192.000 | 191.500 | 190.917 | 181.063 | | |
| | | 十八年 1929 | 190.250 | 189.000 | 199.000 | 192.750 | 197.000 | 190.000 | 187.000 | 191.333 | 183.500 | 190.750 | 195.000 | 189.750 | 193.250 | 191.250 | 182.500 | 189.000 | 190.422 | | |
| | | 十九年 1930 | 182.000 | 182.500 | 178.000 | 180.833 | 177.250 | 175.750 | 175.250 | 176.083 | 175.375 | 177.500 | 173.125 | 175.333 | 172.500 | 171.250 | 166.500 | 170.083 | 175.583 | | |
| | | 二十年 1931 | 173.000 | 189.750 | 192.500 | 185.083 | 187.500 | 186.750 | 189.000 | 187.750 | 189.000 | 194.000 | 191.250 | 191.417 | 199.000 | 198.250 | 192.000 | 196.417 | 190.166 | | |
| | | 廿一年 1932 | 182.500 | ... | 192.500 | 187.500 | 182.750 | 174.750 | 167.750 | 175.083 | 164.001 | 171.750 | 169.250 | 168.333 | 164.250 | 156.500 | 151.000 | 157.250 | 172.041 | | |

上海卅支金城牌棉紗之躉售市價
PRICE OF CHINESE 20 COUNT KIN CHENG BRAND COTTON YARN
民國十四年至廿一年
1925 - 1932

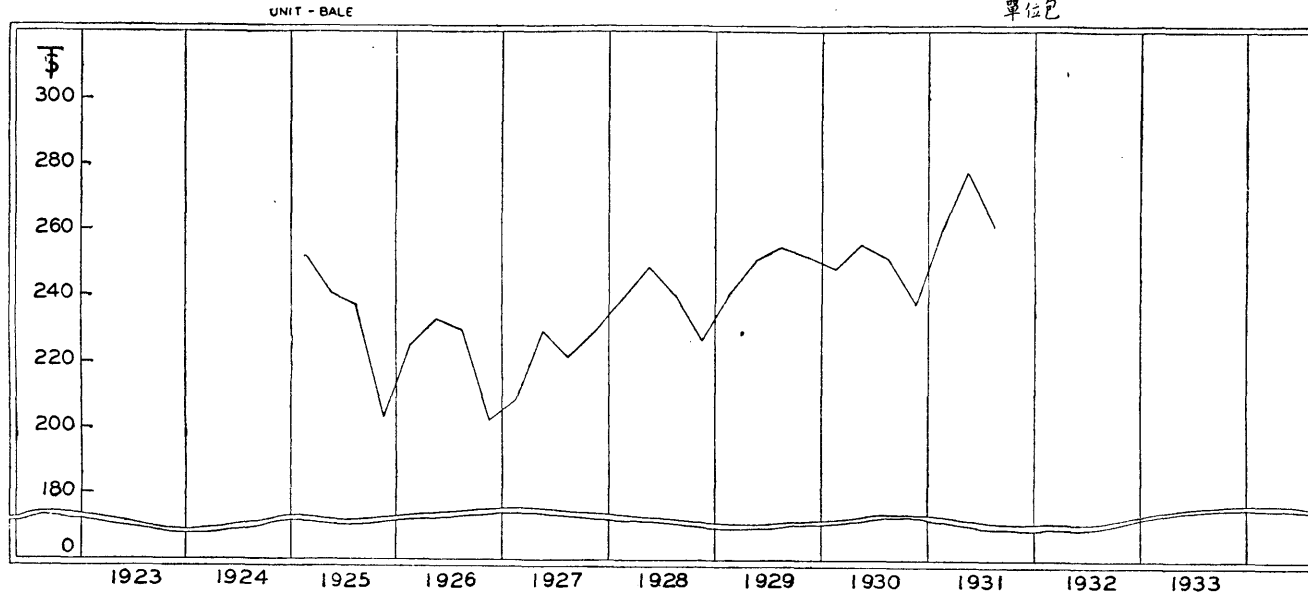


棉 紗 COTTON YARN

躉售市價(單位兩)—Wholesale Price (Shanghai Tls.)

| 名稱 Name | 單位 Unit | 年份 Year | 一月 Jan. | 二月 Feb. | 三月 March | 平均 Qrly. Average | 四月 April | 五月 May | 六月 June | 平均 Qrly. Average | 七月 July | 八月 Aug. | 九月 Sept. | 平均 Qrly. Average | 十月 Oct. | 十一月 Nov. | 十二月 Dec. | 平均 Qrly. Average | 總平均 Year's Average | | |
|--|----------------------------------|------------|------------|------------|-------------|------------------------|-------------|-----------|------------|------------------------|------------|------------|-------------|------------------------|------------|-------------|-------------|------------------------|--------------------------|--|--|
| 棉紗,卅二支, 美人(日) Cotton Yarn, Count 32' Funabijin, (Japan) | 包 (四百磅) Bale (400 lbs.) | 十二年1923 | | | | | | | | | | | | | | | | | | | |
| | | 十三年1924 | | | | | | | | | | | | | | | | | | | |
| | | 十四年1925 | ... | 250.250 | 257.187 | 253.718 | 248.362 | 234.319 | ... | 241.340 | 262.000 | 231.250 | 218.083 | 237.111 | 213.214 | 215.833 | 212.562 | 213.870 | 236.510 | | |
| | | 十五年1926 | 221.750 | 224.969 | 227.231 | 224.650 | 241.250 | 230.577 | 229.934 | 232.920 | 230.021 | 232.045 | 227.821 | 229.962 | 220.833 | 210.875 | 206.500 | 212.736 | 225.067 | | |
| | | 十六年1927 | 207.100 | 213.700 | 233.800 | 218.200 | 230.480 | 230.250 | 228.250 | 229.660 | 207.100 | 213.700 | 233.800 | 218.200 | 230.480 | 230.250 | 228.250 | 229.660 | 223.930 | | |
| | | 十七年1928 | 238.500 | 236.500 | 242.500 | 239.167 | 248.500 | 251.000 | 246.500 | 248.667 | 243.500 | 236.500 | .. | 240.000 | 228.500 | 226.500 | 224.000 | 226.333 | 238.542 | | |
| | | 十八年1929 | ... | 234.000 | 247.500 | 240.750 | 255.000 | 250.000 | 247.500 | 250.833 | 249.000 | 252.500 | 262.500 | 254.667 | 263.500 | 252.000 | 240.000 | 251.833 | 249.521 | | |
| | | 十九年1930 | 247.000 | 247.500 | 250.000 | 248.167 | 252.500 | 255.000 | 260.000 | 255.833 | 255.000 | 255.000 | 245.000 | 251.667 | 235.000 | 237.500 | 241.500 | 238.000 | 248.417 | | |
| | | 二十年1931 | 242.500 | 271.250 | 267.000 | 260.250 | 275.000 | 275.000 | 284.250 | 278.083 | 275.000 | 267.500 | 250.000 | 264.167 | | | | | | | |
| | | 廿一年1932 | | | | | | | | | | | | | | | | | | | |

日本卅二支美人牌棉紗在滬之躉市價
PRICE OF JAPANESE 32 COUNT FUNABIJIN BRAND COTTON YARN
民國十四年至二十年
1925 - 1931

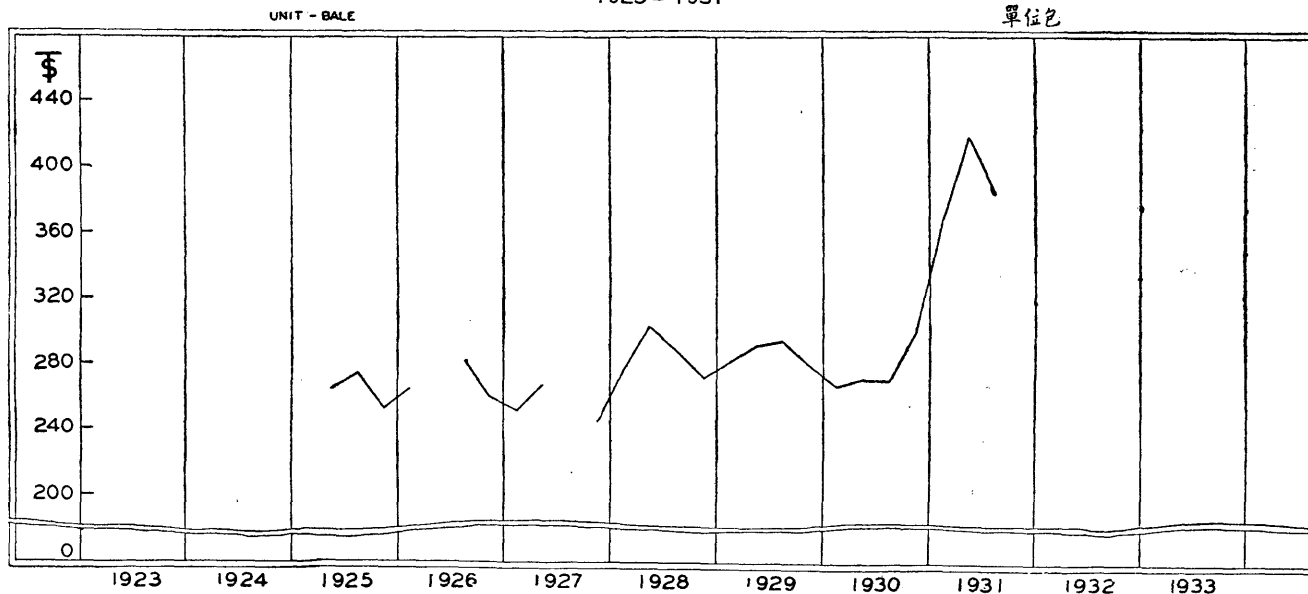


棉 紗 COTTON YARN

躉售市價 (單位兩)—Wholesale Price (Shanghai Tls.)

| 名稱 Name | 單位 Unit | 年份 Year | 一月 Jan. | 二月 Feb. | 三月 March | 平均 Qrly. Average | 四月 April | 五月 May | 六月 June | 平均 Qrly. Average | 七月 July | 八月 Aug. | 九月 Sept. | 平均 Qrly. Average | 十月 Oct. | 十一月 Nov. | 十二月 Dec. | 平均 Qrly. Average | 總平均 Year's Average | |
|--|----------------------------------|------------|------------|------------|-------------|------------------------|-------------|-----------|------------|------------------------|------------|------------|-------------|------------------------|------------|-------------|-------------|------------------------|--------------------------|--|
| 棉紗,四十二支, 雙鹿(雙股)(日) Cotton Yarn, Count 42/2, Two Deer Brand (Japan) | 包 (四百磅) Bale (400 lbs.) | 十二年1923 | | | | | | | | | | | | | | | | | | |
| | | 十三年1924 | | | | | | | | | | | | | | | | | | |
| | | 十四年1925 | | | | | | 276.667 | 255.125 | ... | 265.896 | ... | 275.000 | ... | 275.000 | 256.900 | 253.312 | 252.314 | 254.175 | |
| | | 十五年1926 | 263.667 | 267.000 | 272.750 | 267.806 | ... | ... | ... | ... | 286.159 | 290.500 | 277.457 | 284.705 | 269.464 | 260.000 | 256.667 | 262.044 | 271.518 | |
| | | 十六年1927 | 252.500 | 248.000 | 260.000 | 253.500 | ... | 253.250 | 285.000 | 269.125 | ... | ... | ... | ... | ... | 247.000 | ... | 247.000 | 287.229 | |
| | | 十七年1928 | 278.000 | 275.500 | 285.000 | 279.500 | 302.500 | 307.500 | 307.000 | 305.667 | 304.000 | 277.500 | ... | 290.750 | 270.500 | 279.000 | 269.500 | 273.000 | 287.229 | |
| | | 十八年1929 | 280.000 | 281.000 | 290.000 | 283.667 | 300.000 | 290.000 | 290.000 | 293.333 | 290.000 | 300.000 | 302.500 | 297.500 | 302.500 | 282.500 | 258.000 | 281.000 | 288.875 | |
| | | 十九年1930 | 267.500 | 269.500 | 269.000 | 268.667 | 269.000 | 270.000 | 280.000 | 273.000 | 275.000 | 275.000 | 268.500 | 272.833 | 283.500 | 310.000 | 312.500 | 302.000 | 279.125 | |
| | | 二十年1931 | 330.000 | 382.500 | 397.500 | 370.000 | 415.000 | 420.000 | 425.000 | 420.000 | 400.000 | 394.500 | 365.000 | 386.500 | | | | | | |
| | | 廿一年1932 | | | | | | | | | | | | | | | | | | |

日本四十二支雙鹿牌棉紗在滬之躉售市價
 PRICE OF JAPANESE 42/2 COUNT TWO DEER BRAND COTTON YARN
 民國十四年至二十年
 1925 - 1931

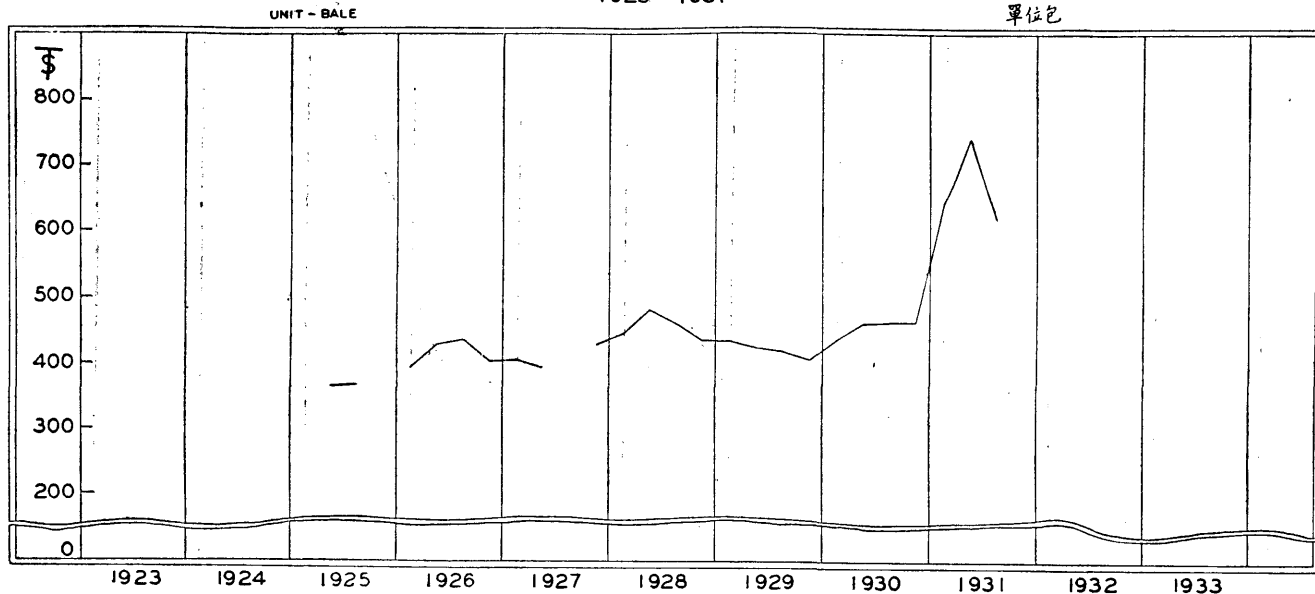


棉 紗 COTTON YARN

躉售市價 (單位兩) — Wholesale Price (Shanghai Tls.)

| 名 稱 Name | 單 位 Unit | 年 份 Year | 一 月 Jan. | 二 月 Feb. | 三 月 March | 平 均 Qrly. Average | 四 月 April | 五 月 May | 六 月 June | 平 均 Qrly. Average | 七 月 July | 八 月 Aug. | 九 月 Sept. | 平 均 Qrly. Average | 十 月 Oct. | 十 一 月 Nov. | 十 二 月 Dec. | 平 均 Qrly. Average | 總 平 均 Year's Average | | |
|---|----------------------------------|-------------|-------------|-------------|--------------|-------------------------|--------------|------------|-------------|-------------------------|-------------|-------------|--------------|-------------------------|-------------|---------------|---------------|-------------------------|----------------------------|--|--|
| 棉紗,六十支, 白鳳凰(雙股)(日) Cotton Yarn, Count 62/2, White Phoenix Brand (Japan) | 包 (四百磅) Bale (400 lbs.) | 十二年1923 | | | | | | | | | | | | | | | | | | | |
| | | 十三年1924 | | | | | | | | | | | | | | | | | | | |
| | | 十四年1925 | | | | | | 381.000 | 354.750 | ... | 376.875 | 394.000 | 360.000 | 353.000 | 369.000 | | | | | | |
| | | 十五年1926 | 390.750 | 397.000 | 395.156 | 394.302 | 435.000 | 426.500 | ... | 430.750 | 433.167 | 449.000 | 432.000 | 438.056 | 426.667 | 399.000 | 394.500 | 406.722 | 417.458 | | |
| | | 十六年1927 | ... | ... | 408.500 | 408.500 | ... | 391.250 | 404.500 | 397.875 | ... | ... | ... | ... | ... | ... | 430.000 | 430.000 | 412.125 | | |
| | | 十七年1928 | 439.000 | 438.500 | 458.500 | 445.333 | 471.500 | 495.000 | 477.500 | 481.333 | 497.500 | 457.500 | 429.500 | 461.500 | 421.500 | 442.500 | 449.500 | 437.833 | 456.500 | | |
| | | 十八年1929 | 429.500 | 434.000 | 444.500 | 436.000 | 435.500 | 424.000 | 420.500 | 426.667 | 421.000 | 422.500 | 416.500 | 420.000 | 415.000 | 397.000 | 416.500 | 409.500 | 423.042 | | |
| | | 十九年1930 | 430.000 | 439.000 | 445.000 | 438.000 | 452.500 | 455.000 | 480.000 | 462.500 | 480.000 | 470.250 | 442.500 | 464.250 | 452.500 | 452.500 | 487.500 | 464.167 | 457.229 | | |
| | | 二十年1931 | 575.000 | 660.000 | 700.000 | 645.000 | 750.000 | 740.000 | 745.000 | 745.000 | 635.000 | 630.000 | 597.500 | 620.833 | | | | | | | |
| | | 廿一年1932 | | | | | | | | | | | | | | | | | | | |

日本六十支白鳳凰牌棉紗在滬之躉售市價
 PRICE OF JAPANESE 62/2 COUNT WHITE PHOENIX BRAND COTTON YARN
 民國十四年至二十年
 1925 - 1931

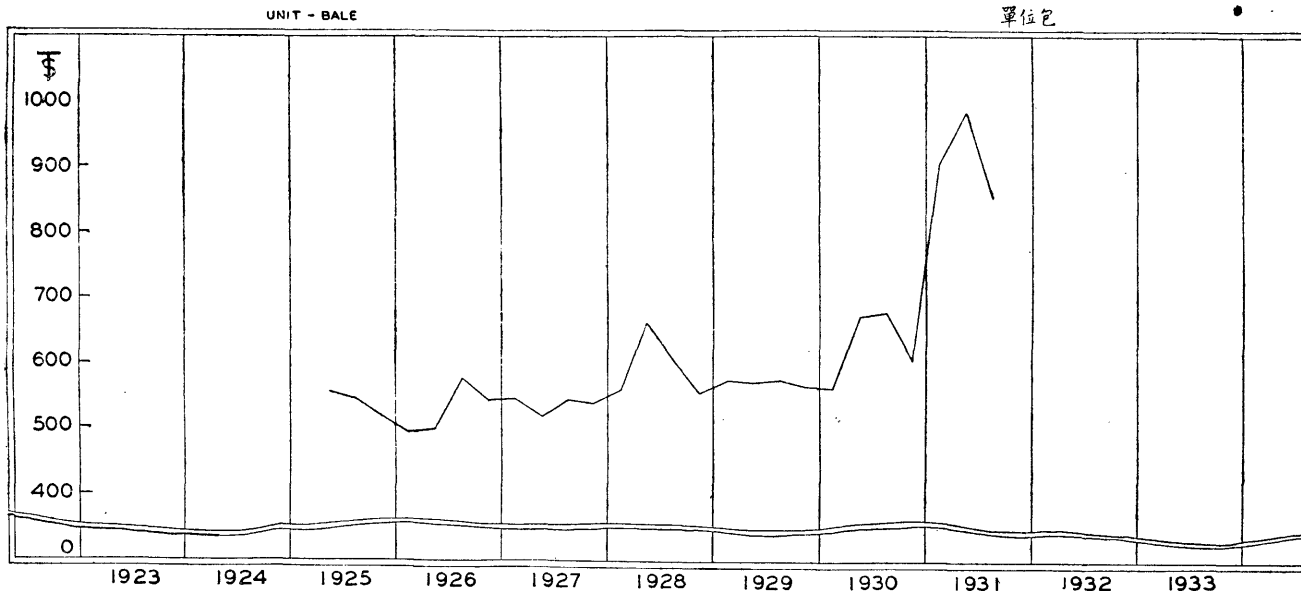


棉 紗 COTTON YARN

躉售市價 (單位兩)—Wholesale Price (Shanghai Tls.)

| 名稱 Name | 單位 Unit | 年份 Year | 一月 Jan. | 二月 Feb. | 三月 March | 平均 Qrly. Average | 四月 April | 五月 May | 六月 June | 平均 Qrly. Average | 七月 July | 八月 Aug. | 九月 Sept. | 平均 Qrly. Average | 十月 Oct. | 十一月 Nov. | 十二月 Dec. | 平均 Qrly. Average | 總平均 Year's Average | | | |
|--|----------------------------------|------------|------------|------------|-------------|------------------------|-------------|-----------|------------|------------------------|------------|------------|-------------|------------------------|------------|-------------|-------------|------------------------|--------------------------|--|--|--|
| 棉紗,八十支, 紫鳳凰(雙股)(日) Cotton Yarn, Count 80/2, Purple Phoenix Brand (Japan) | 包 (四百磅) Bale (400 lbs.) | 十二年1923 | | | | | | | | | | | | | | | | | | | | |
| | | 十三年1924 | | | | | | | | | | | | | | | | | | | | |
| | | 十四年1925 | | | | | | 602.500 | 542.000 | 524.000 | 556.166 | 555.000 | 562.500 | 521.500 | 546.333 | 540.000 | 520.000 | 500.000 | 520.000 | | | |
| | | 十五年1926 | 495.000 | ... | ... | 495.000 | ... | 500.000 | ... | 509.000 | ... | ... | 576.000 | 576.000 | ... | ... | 543.000 | 543.000 | 528.500 | | | |
| | | 十六年1927 | 560.000 | 540.000 | 542.500 | 547.500 | 517.500 | 511.000 | 532.500 | 520.333 | 525.000 | 547.500 | 566.000 | 546.167 | 550.000 | 535.000 | 537.500 | 540.833 | 538.708 | | | |
| | | 十七年1928 | 553.000 | 544.000 | 583.000 | 560.000 | 635.000 | 665.000 | 655.000 | 631.667 | 670.000 | 567.500 | 577.500 | 605.000 | 577.500 | 545.500 | 535.000 | 552.667 | 594.834 | | | |
| | | 十八年1929 | 562.500 | 580.000 | 582.500 | 575.000 | 576.000 | 573.500 | 568.000 | 572.500 | 572.500 | 585.000 | 577.500 | 578.333 | 582.300 | 570.000 | 555.000 | 569.167 | 573.750 | | | |
| | | 十九年1930 | 555.000 | 557.500 | 587.500 | 566.667 | 612.500 | 680.000 | 735.000 | 675.833 | 715.000 | 708.000 | 622.500 | 681.833 | 595.000 | 602.000 | 630.000 | 609.000 | 633.333 | | | |
| | | 二十年1931 | 755.000 | 950.000 | 1015.000 | 906.667 | 1000.000 | 990.000 | 970.000 | 986.667 | 910.000 | 880.000 | 775.000 | 855.000 | | | | | | | | |
| | | 廿一年1932 | | | | | | | | | | | | | | | | | | | | |

日本八十支紫鳳凰牌棉紗在滬之躉售市價
 PRICE OF JAPANESE 80/2 COUNT PURPLE PHOENIX BRAND COTTON YARN
 民國十四年至二十年
 1925 - 1931

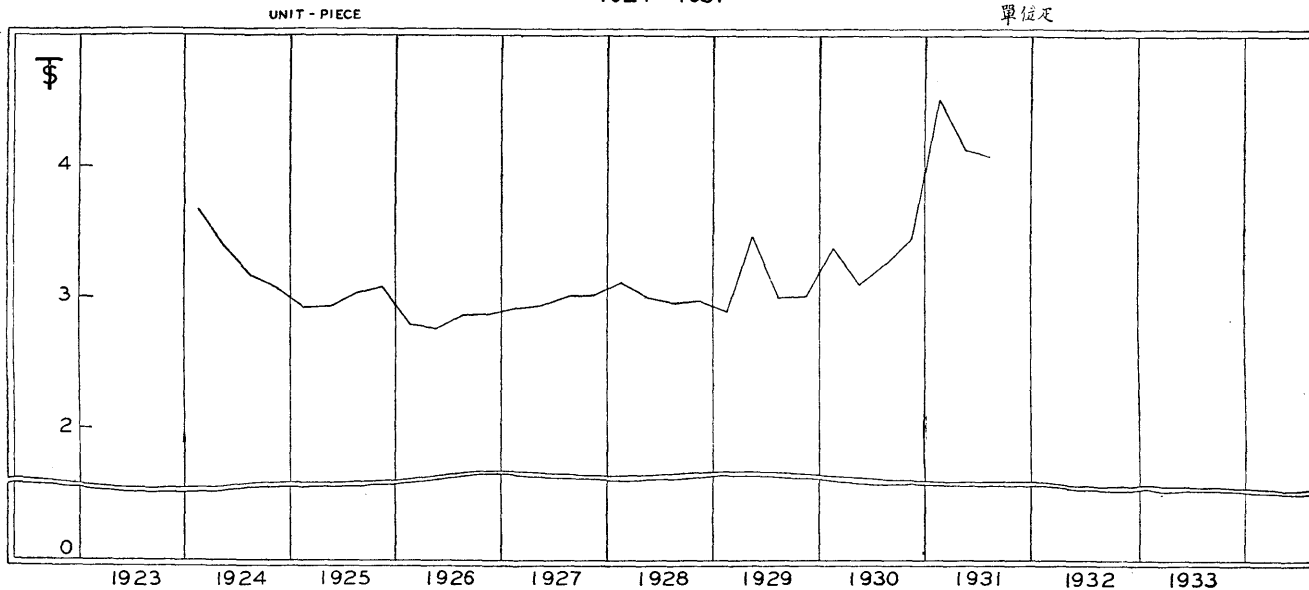


棉 製 品 COTTON GOODS

躉 售 市 價 (單 位 兩)—Wholesale Price (Shanghai Tls.)

| 名 稱 Name | 單 位 Unit | 年 份 Year | 一 月 Jan. | 二 月 Feb. | 三 月 March | 平 均 Qrly. Average | 四 月 April | 五 月 May | 六 月 June | 平 均 Qrly. Average | 七 月 July | 八 月 Aug. | 九 月 Sept. | 平 均 Qrly. Average | 十 月 Oct. | 十 一 月 Nov. | 十 二 月 Dec. | 平 均 Qrly. Average | 總 平 均 Year's Average | |
|---|-------------|-------------|-------------|-------------|--------------|-------------------------|--------------|------------|-------------|-------------------------|-------------|-------------|--------------|-------------------------|-------------|---------------|---------------|-------------------------|----------------------------|--|
| 洋紅標,三磅,郭巨 (日) T-cloth, Turkey Red, 3 lbs. Koh Jui. (Japan) | 疋 Piece | 十二年1923 | | | | | | | | | | | | | | | | | | |
| | | 十三年1924 | 3.750 | 3.825 | 3.594 | 3.723 | 3.506 | 3.450 | 3.187 | 3.381 | 3.194 | 3.180 | 3.094 | 3.156 | 3.017 | 3.017 | 3.150 | 3.061 | 3.330 | |
| | | 十四年1925 | 2.900 | 2.900 | 2.950 | 2.917 | 3.150 | 2.850 | 2.800 | 2.933 | 2.875 | 3.100 | 3.125 | 3.033 | 3.150 | 3.125 | 3.000 | 3.092 | 2.993 | |
| | | 十五年1926 | 2.700 | 2.875 | 2.800 | 2.792 | 2.800 | 2.800 | 2.675 | 2.758 | 2.825 | 2.875 | 2.875 | 2.858 | 2.838 | 2.875 | 2.900 | 2.871 | 2.820 | |
| | | 十六年1927 | 2.900 | 2.900 | 2.950 | 2.917 | 3.150 | 2.850 | 2.800 | 2.933 | 2.875 | 3.100 | 3.125 | 3.033 | 3.150 | 3.125 | 3.000 | 3.092 | 2.994 | |
| | | 十七年1928 | 3.075 | 3.150 | ... | 3.112 | 3.000 | 3.025 | ... | 3.012 | 2.950 | 3.025 | 2.887 | 2.954 | 3.050 | 2.925 | 2.962 | 2.979 | 3.014 | |
| | | 十八年1929 | 2.962 | 2.875 | 2.825 | 2.887 | 3.525 | 3.475 | 3.425 | 3.475 | 2.763 | 3.175 | 3.075 | 3.004 | 3.055 | 3.055 | 2.938 | 3.016 | 3.096 | |
| | | 十九年1930 | 3.000 | 3.163 | 3.963 | 3.375 | 3.138 | 3.088 | ... | 3.113 | 3.325 | 3.275 | 3.175 | 3.258 | 3.450 | 3.425 | 3.475 | 3.450 | 3.299 | |
| | | 二十年1931 | 4.325 | 4.725 | 4.450 | 4.500 | 4.225 | 4.100 | 4.050 | 4.125 | 4.100 | 4.050 | 4.100 | 4.083 | | | | | | |
| | | 廿一年1932 | | | | | | | | | | | | | | | | | | |

日本郭巨牌三磅洋紅標在滬之躉售市價
 PRICE OF JAPANESE KOH JUI BRAND TURKEY RED T-CLOTH
 民國十三年至二十年
 1924 - 1931

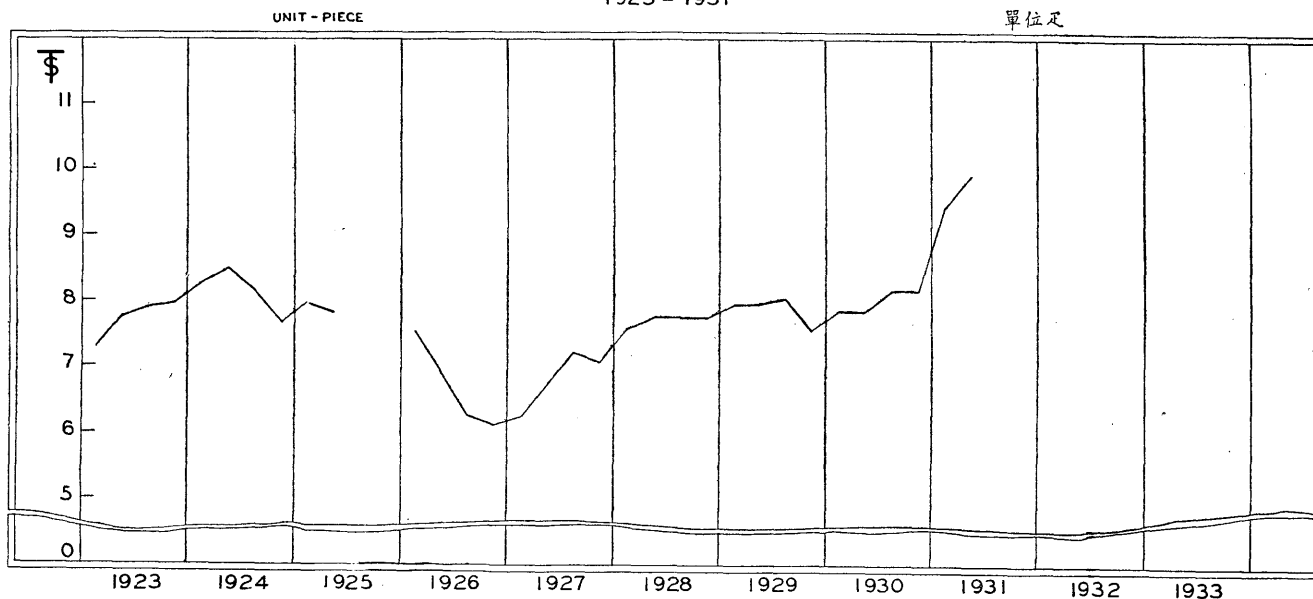


棉製品 COTTON GOODS

躉售市價(單位兩)—Wholesale Price (Shanghai Tls.)

| 名稱 Name | 單位 Unit | 年份 Year | 一月 Jan. | 二月 Feb. | 三月 March | 平均 Qrly. Average | 四月 April | 五月 May | 六月 June | 平均 Qrly. Average | 七月 July | 八月 Aug. | 九月 Sept. | 平均 Qrly. Average | 十月 Oct. | 十一月 Nov. | 十二月 Dec. | 平均 Qrly. Average | 總平均 Year's Average | | |
|---|------------|------------|------------|------------|-------------|------------------------|-------------|-----------|------------|------------------------|------------|------------|-------------|------------------------|------------|-------------|-------------|------------------------|--------------------------|-------|--|
| 本色市布,九磅二 五,元芳春芳圖 (英) Shirtings, Grey 9½ lbs. Gardener, Brand, Yuen Fong (Great Britain) | 疋 Piece | 十二年1923 | 7.139 | 7.295 | 7.391 | 7.275 | 7.420 | 7.734 | 8.040 | 7.731 | 8.037 | 7.826 | 7.830 | 7.898 | 7.860 | 8.010 | 8.001 | 7.957 | 7.715 | | |
| | | 十三年1924 | 8.215 | 8.200 | 8.261 | 8.225 | 8.450 | 8.478 | 8.455 | 8.461 | 8.235 | 8.032 | ... | 8.133 | 7.690 | 7.497 | 9.892 | 7.660 | 8.120 | | |
| | | 十四年1925 | 7.995 | 7.847 | 8.071 | 7.971 | 7.859 | 7.785 | ... | 7.822 | | | | | | | | | | | |
| | | 十五年1926 | 7.740 | 7.540 | 7.350 | 7.545 | 7.155 | 6.777 | 6.797 | 6.910 | 6.510 | 6.150 | 6.220 | 6.293 | 6.085 | 6.195 | 6.145 | 6.142 | 6.142 | 6.723 | |
| | | 十六年1927 | 6.167 | 6.206 | 6.432 | 6.268 | 6.585 | 6.800 | 6.805 | 6.730 | 7.440 | 6.900 | 7.290 | 7.210 | 7.040 | 6.955 | 7.210 | 7.068 | 6.819 | | |
| | | 十七年1928 | 7.350 | 7.675 | 7.764 | 7.596 | 7.530 | 2.869 | 7.880 | 7.760 | 7.854 | 7.712 | 7.707 | 7.758 | 7.792 | 7.624 | 7.765 | 7.727 | 7.710 | | |
| | | 十八年1929 | 7.857 | 8.110 | 8.011 | 7.993 | 7.920 | 7.922 | 8.070 | 7.971 | 8.230 | 7.830 | 8.095 | 8.052 | 7.733 | 7.440 | 7.480 | 7.551 | 7.892 | | |
| | | 十九年1930 | 7.897 | 7.800 | 7.940 | 7.879 | 7.880 | 7.610 | 8.020 | 7.837 | 8.173 | ... | ... | 8.173 | 8.175 | ... | ... | 8.175 | 8.016 | | |
| | | 二十年1931 | 9.480 | 9.430 | 9.330 | 9.413 | 9.678 | 10.180 | ... | 9.929 | | | | | | 7.714 | 7.758 | 7.881 | 7.818 | | |
| | | 廿一年1932 | | | | | | | | | | | | | | | | | | | |

英國元芳春芳圖牌九磅二五本色市布在滬之躉售市價
 PRICE OF BRITISH YUEN FONG GARDENER BRAND GREY SHIRTING
 民國十二年至二十年
 1923 - 1931

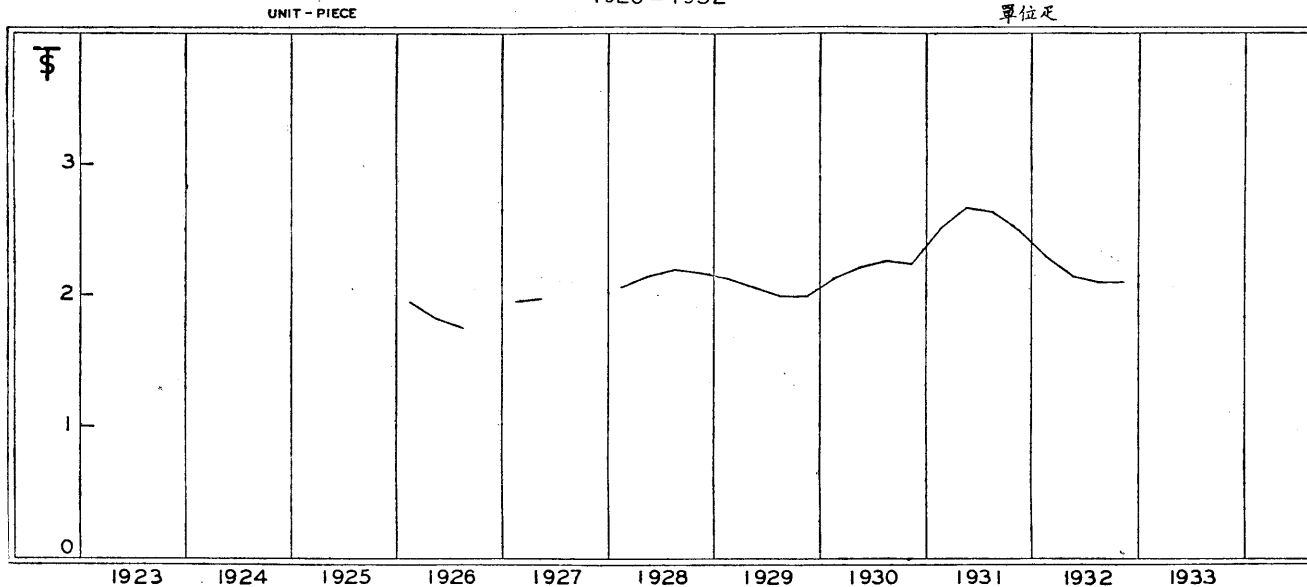


棉 製 品 COTTON GOODS

躉 售 市 價 (單 位 兩) — Wholesale Price (Shanghai Tls.)

| 名 稱 Name | 單 位 Unit | 年 份 Year | 一 月 Jan. | 二 月 Feb. | 三 月 March | 平 均 Qrly. Average | 四 月 April | 五 月 May | 六 月 June | 平 均 Qrly. Average | 七 月 July | 八 月 Aug. | 九 月 Sept. | 平 均 Qrly. Average | 十 月 Oct. | 十一 月 Nov. | 十二 月 Dec. | 平 均 Qrly. Average | 總 平 均 Year's Average | | |
|---|-------------|-------------|-------------|-------------|--------------|-------------------------|--------------|------------|-------------|-------------------------|-------------|-------------|--------------|-------------------------|-------------|--------------|--------------|-------------------------|----------------------------|-------|-------|
| 白素洋紗,長十二碼,寬卅八吋公平翎毛(英) Lawn, White, 39"x12 yds., Probst Hanbury & Co. (Great Britain) | 疋 Piece | 十二年1923 | | | | | | | | | | | | | | | | | | | |
| | | 十三年1924 | | | | | | | | | | | | | | | | | | | |
| | | 十四年1925 | | | | | | | | | | | | | | | | | | | |
| | | 十五年1926 | ... | ... | 1.950 | 1.950 | 1.850 | 1.800 | 1.850 | 1.833 | 1.825 | 1.700 | 1.725 | 1.750 | ... | ... | ... | ... | ... | 1.844 | |
| | | 十六年1927 | 1.900 | 1.950 | 2.000 | 1.950 | 2.000 | 2.000 | 1.900 | 1.967 | | | | | | | | | | | |
| | | 十七年1928 | 2.050 | 2.100 | 2.100 | 2.083 | 2.200 | 2.100 | 2.150 | 2.150 | 2.200 | 2.200 | 2.200 | 2.200 | 2.200 | 2.200 | 2.200 | 2.100 | 2.167 | 2.150 | |
| | | 十八年1929 | 2.200 | 2.100 | 2.100 | 2.133 | 2.100 | 2.100 | 2.000 | 2.067 | 2.000 | 2.000 | 2.000 | 2.000 | 2.000 | 2.000 | 2.000 | 2.000 | 2.000 | 2.000 | 2.050 |
| | | 十九年1930 | 2.000 | 2.200 | 2.200 | 2.133 | 2.200 | 2.200 | 2.250 | 2.217 | 2.200 | 2.350 | 2.250 | 2.267 | 2.250 | 2.250 | 2.250 | 2.250 | 2.250 | 2.250 | 2.217 |
| | | 二十年1931 | ... | ... | 2.500 | 2.500 | 2.750 | 2.500 | 2.750 | 2.667 | 2.750 | 2.500 | ... | 2.625 | 2.500 | ... | 2.500 | 2.500 | 2.500 | 2.500 | 2.573 |
| | | 廿一年1932 | 2.350 | ... | 2.250 | 2.300 | 2.100 | 2.250 | 2.100 | 2.150 | 2.100 | 2.100 | 2.100 | 2.100 | 2.100 | 2.100 | 2.100 | ... | 2.100 | 2.162 | |

英國公平翎毛牌白素洋紗在滬之躉售市價
PRICE OF BRITISH WHITE LAWN
民國十五年 至 廿一年
1926 - 1932

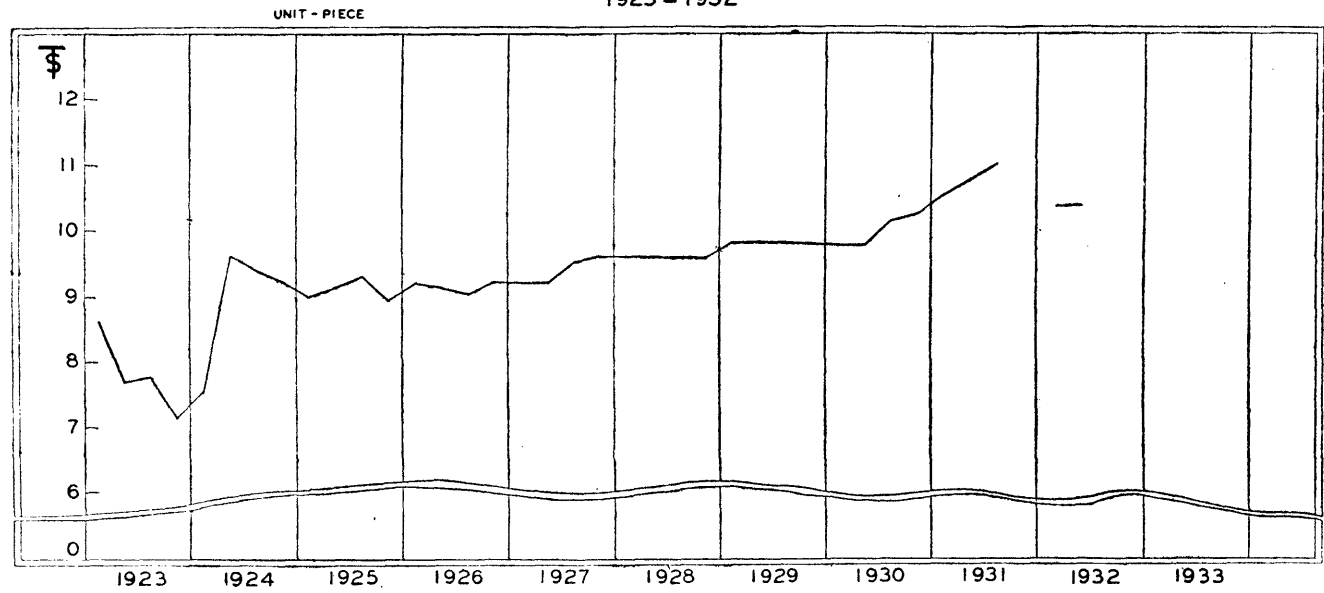


棉 製 品 COTTON GOODS

躉售市價 (單位兩)—Wholesale Price (Shanghai Tls.)

| 名 稱 Name | 單 位 Unit | 年 份 Year | 一 月 Jan. | 二 月 Feb. | 三 月 March | 平 均 Qrly. Average | 四 月 April | 五 月 May | 六 月 June | 平 均 Qrly. Average | 七 月 July | 八 月 Aug. | 九 月 Sept. | 平 均 Qrly. Average | 十 月 Oct. | 十一 月 Nov. | 十二 月 Dec. | 平 均 Qrly. Average | 總 平 均 Year's Average | |
|---|----------------|-------------|-------------|-------------|--------------|-------------------------|--------------|------------|-------------|-------------------------|-------------|-------------|--------------|-------------------------|-------------|--------------|--------------|-------------------------|----------------------------|-------|
| 斜紋,本色斜紋布, 長四十碼,寬卅二 吋,好華三鹿頭(英) Jean, Grey, 32"x40 yds., Richard Haworth & Co. (Great Britain) | 疋 Piece | 十二年1923 | ... | ... | 8.625 | 8.625 | 7.550 | 7.687 | 7.860 | 7.699 | 7.962 | 7.812 | 7.520 | 7.765 | 7.150 | 7.150 | 7.012 | 7.104 | 7.548 | |
| | | 十三年1924 | 7.200 | 7.625 | 7.700 | 7.508 | 9.600 | 9.550 | 9.650 | 9.600 | 9.530 | 9.467 | 9.200 | 9.399 | 9.240 | 9.125 | 9.260 | 9.208 | 8.913 | |
| | | 十四年1925 | ... | 9.000 | 9.000 | 9.000 | 9.092 | 9.250 | ... | 9.171 | 9.375 | 9.250 | 9.300 | 9.308 | 9.000 | 9.000 | 8.875 | 8.958 | 9.084 | |
| | | 十五年1926 | 8.975 | 9.275 | 9.425 | 9.225 | 9.225 | 9.125 | 9.100 | 9.150 | 9.000 | 9.000 | 9.125 | 9.042 | 9.225 | 9.250 | 9.200 | 9.225 | 9.161 | |
| | | 十六年1927 | 9.150 | 9.225 | 9.275 | 9.217 | 9.250 | 9.225 | 9.225 | 9.233 | 9.375 | 9.600 | 9.625 | 9.533 | 9.625 | 9.600 | 9.600 | 4.600 | 9.608 | 9.397 |
| | | 十七年1928 | 9.625 | 9.600 | 9.600 | 9.608 | 9.600 | 9.600 | 9.600 | 9.600 | 9.600 | 9.600 | 9.600 | 9.600 | 9.600 | 9.600 | 9.600 | 4.600 | 9.600 | 9.602 |
| | | 十八年1929 | 9.750 | 9.850 | 9.850 | 9.817 | 9.750 | 9.850 | 9.850 | 9.817 | 9.750 | 9.850 | 9.850 | 9.850 | 9.817 | 9.850 | 9.800 | 9.750 | 9.800 | 9.813 |
| | | 十九年1930 | 9.750 | 9.850 | 9.750 | 9.783 | 9.750 | 9.750 | 9.875 | 9.792 | 10.000 | 10.125 | 10.250 | 10.125 | 10.250 | 10.250 | 10.250 | 10.250 | 10.250 | 9.988 |
| | | 二十年1931 | 10.375 | 10.750 | 10.500 | 10.542 | 11.000 | 10.500 | ... | 10.750 | 11.000 | 11.000 | ... | 11.000 | | | | | | |
| | | 廿一年1932 | 10.500 | ... | .. | 10.500 | ... | 10.500 | ... | 10.500 | | | | | | | | | | |

英國好華三鹿頭牌本色斜紋布在滬之躉售市價
PRICE OF BRITISH GREY JEAN
民國十二年至廿一年
1923 - 1932

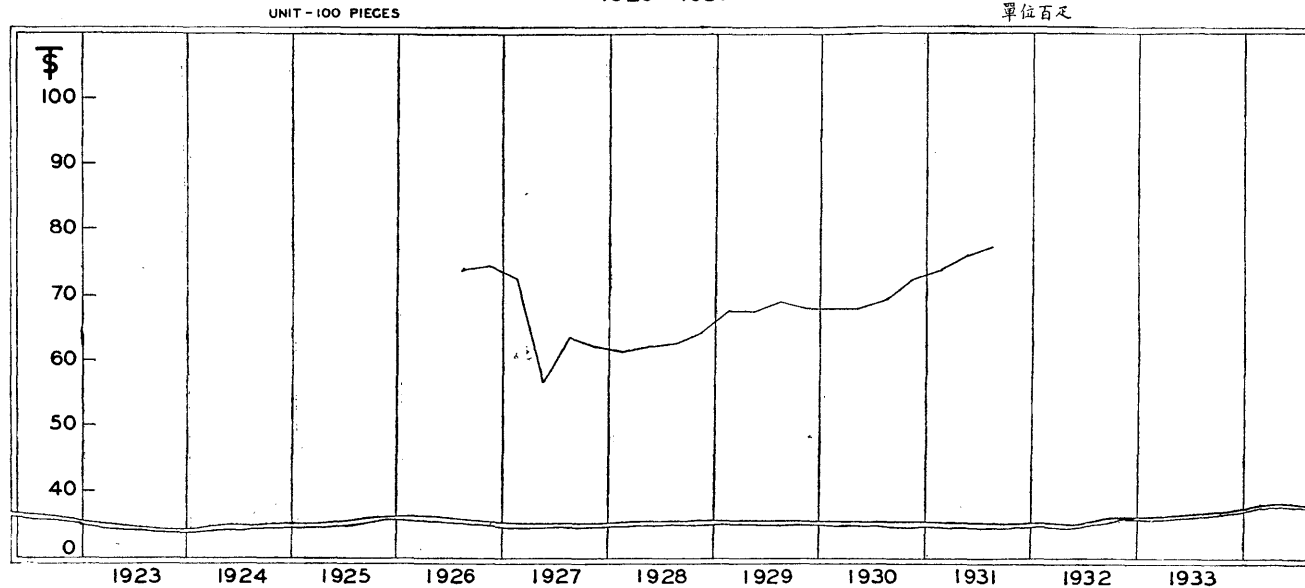


棉 製 品 COTTON GOODS

躉售市價 (單位兩)—Wholesale Price (Shanghai Tls.)

| 名 稱 Name | 單 位 Unit | 年 份 Year | 一 月 Jan. | 二 月 Feb. | 三 月 March | 平 均 Qrly. Average | 四 月 April | 五 月 May | 六 月 June | 平 均 Qrly. Average | 七 月 July | 八 月 Aug. | 九 月 Sept. | 平 均 Qrly. Average | 十 月 Oct. | 十一 月 Nov. | 十二 月 Dec. | 平 均 Qrly. Average | 總平均 Year's Average | | |
|---|-------------------|-------------|-------------|-------------|--------------|-------------------------|--------------|------------|-------------|-------------------------|-------------|-------------|--------------|-------------------------|-------------|--------------|--------------|-------------------------|--------------------------|--------|--------|
| 本色土布, 名機白東稀, 一尺一寸半 x 一丈八尺 Nankeens, Grey, 18 chin x 11½ tsun (China) | 百 疋 100 Pieces | 十二年1923 | | | | | | | | | | | | | | | | | | | |
| | | 十三年1924 | | | | | | | | | | | | | | | | | | | |
| | | 十四年1925 | | | | | | 76.000 | 80.000 | 78.000 | 78.000 | | | | | 82.000 | 80.000 | 80.000 | 80.667 | | |
| | | 十五年1926 | 82.000 | 80.000 | ... | 81.000 | ... | ... | ... | ... | ... | 62.000 | 80.000 | 80.000 | 74.000 | 80.000 | 80.000 | 64.000 | 74.667 | 65.557 | |
| | | 十六年1927 | 72.000 | 76.000 | 70.000 | 72.667 | 56.000 | 58.000 | 55.000 | 56.333 | 63.000 | 63.000 | 64.000 | 63.333 | 63.000 | 62.000 | 61.000 | 62.000 | 63.583 | | |
| | | 十七年1928 | 60.000 | 62.000 | 62.000 | 61.333 | 62.000 | 62.000 | 62.000 | 62.000 | 62.000 | 62.000 | 62.000 | 63.000 | 62.333 | 64.000 | 64.000 | 65.000 | 64.333 | 62.500 | |
| | | 十八年1929 | 65.000 | 66.000 | 72.000 | 67.667 | 70.000 | 66.000 | 66.000 | 67.333 | 68.000 | 68.000 | 71.000 | 69.000 | 68.000 | 68.000 | 68.000 | 68.000 | 68.000 | 68.000 | 68.000 |
| | | 十九年1930 | 68.000 | 68.000 | 68.000 | 68.000 | 68.000 | 68.000 | 68.000 | 68.000 | 68.000 | 68.000 | 70.000 | 70.000 | 69.333 | 72.000 | 72.000 | 74.000 | 72.667 | 69.500 | |
| | | 二十年1931 | 74.000 | 74.000 | 74.000 | 74.000 | 76.000 | 76.000 | 76.000 | 76.000 | 76.000 | 76.000 | 78.000 | 78.000 | 77.333 | | | | | | |
| | | 廿一年1932 | | | | | | | | | | | | | | | | | | | |

上海本色土布在滬之躉售市價
 PRICE OF CHINESE GREY NANKEENS
 民國十五年至二十年
 1926 - 1931

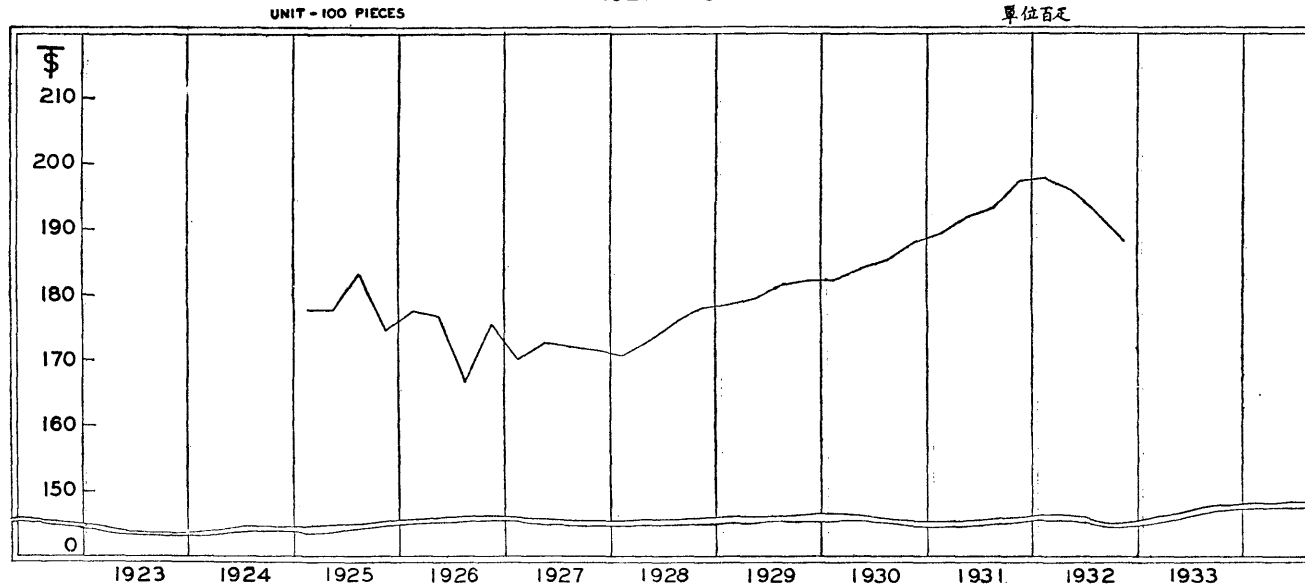


棉製品 COTTON GOODS

躉售市價(單位兩)—Wholesale Price (Shanghai Tls.)

| 名稱 Name | 單位 Unit | 年份 Year | 一月 Jan. | 二月 Feb. | 三月 March | 平均 Qrly. Average | 四月 April | 五月 May | 六月 June | 平均 Qrly. Average | 七月 July | 八月 Aug. | 九月 Sept. | 平均 Qrly. Average | 十月 Oct. | 十一月 Nov. | 十二月 Dec. | 平均 Qrly. Average | 總平均 Year's Average | | |
|---|------------------|------------|------------|------------|-------------|------------------------|-------------|-----------|------------|------------------------|------------|------------|-------------|------------------------|------------|-------------|-------------|------------------------|--------------------------|---------|--|
| 染色土布, 三二毛寶, 一尺一 寸 x 二丈七尺 大成 Nankeens, Dyed, 27 chin x 11 tsun (China) | 百疋 100 Pieces | 十二年1923 | | | | | | | | | | | | | | | | | | | |
| | | 十三年1924 | | | | | | | | | | | | | | | | | | | |
| | | 十四年1925 | 178.000 | 180.000 | 180.000 | 179.333 | 178.000 | 180.000 | 180.000 | 179.333 | 184.000 | 182.000 | 184.000 | 183.333 | 174.000 | 176.000 | 174.000 | 174.667 | 179.166 | | |
| | | 十五年1926 | 176.000 | 178.000 | 178.000 | 177.333 | 176.000 | 178.000 | 176.000 | 176.667 | 164.000 | 160.000 | 176.000 | 166.667 | 176.000 | 178.000 | 172.000 | 175.333 | 174.000 | | |
| | | 十六年1927 | 172.000 | 170.000 | 168.000 | 170.000 | 174.000 | 172.000 | 172.000 | 172.667 | 170.000 | 172.000 | 174.000 | 172.000 | 174.000 | 170.000 | 170.000 | 171.333 | 171.500 | | |
| | | 十七年1928 | 170.000 | 170.500 | 172.000 | 170.833 | 172.000 | 172.500 | 173.500 | 172.667 | 174.500 | 176.000 | 177.000 | 175.833 | 178.000 | 178.000 | 178.000 | 178.000 | 178.000 | 174.333 | |
| | | 十八年1929 | 178.000 | 179.000 | ... | 178.500 | 180.000 | 179.000 | 180.000 | 179.667 | 181.000 | 180.000 | 184.000 | 181.667 | 183.000 | 182.000 | 182.000 | 182.333 | 180.542 | | |
| | | 十九年1930 | 182.000 | 182.000 | 183.000 | 182.333 | 184.000 | 184.000 | 184.000 | 184.000 | 184.000 | 186.000 | 186.000 | 185.333 | 188.000 | 188.000 | 188.000 | 188.000 | 188.000 | 184.917 | |
| | | 二十年1931 | 188.000 | 190.000 | 190.000 | 189.333 | 192.000 | 192.000 | 192.000 | 192.000 | 192.000 | 194.000 | 194.000 | 193.333 | 196.000 | 196.000 | 200.000 | 197.333 | 193.000 | | |
| | | 廿一年1932 | 200.000 | ... | 196.000 | 198.000 | 196.000 | 196.000 | 196.000 | 196.000 | 196.000 | 193.000 | 192.000 | 190.000 | 192.667 | 188.000 | 188.000 | 188.000 | 188.000 | 193.667 | |

上海三二毛寶大成染色土布之躉售市價
PRICE OF CHINESE DYED NANKEENS
民國十四年至廿一年
1925 - 1932

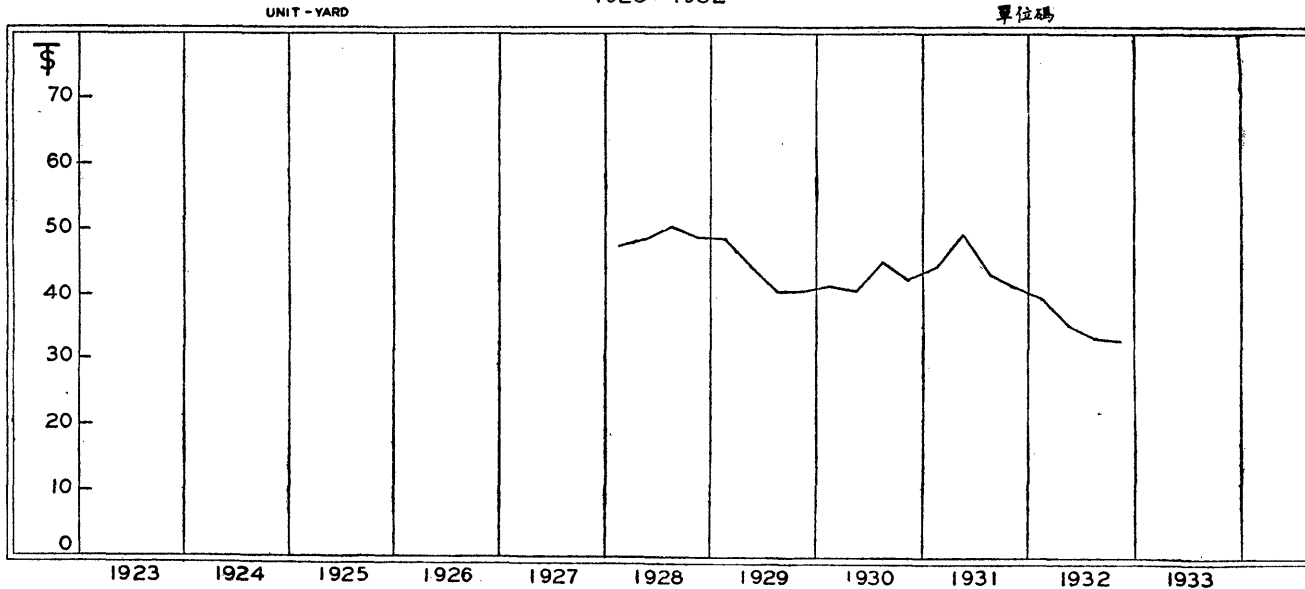


棉 製 品 COTTON GOODS

躉售市價 (單位兩) — Wholesale Price (Shanghai Tls.)

| 名稱 Name | 單位 Unit | 年份 Year | 一月 Jan. | 二月 Feb. | 三月 March | 平均 Qrly. Average | 四月 April | 五月 May | 六月 June | 平均 Qrly. Average | 七月 July | 八月 Aug. | 九月 Sept. | 平均 Qrly. Average | 十月 Oct. | 十一月 Nov. | 十二月 Dec. | 平均 Qrly. Average | 總平均 Year's Average | | |
|--|------------|------------|------------|------------|-------------|------------------------|-------------|-----------|------------|------------------------|------------|------------|-------------|------------------------|------------|-------------|-------------|------------------------|--------------------------|--|--|
| 府綢(白素)長卅碼 寬廿八吋, 和康得寶 (英) Poplin Taffeta, 28" x 30 yds. Wukong Co. (Great Britain) | 碼 Yard | 十二年1923 | | | | | | | | | | | | | | | | | | | |
| | | 十三年1924 | | | | | | | | | | | | | | | | | | | |
| | | 十四年1925 | | | | | | | | | | | | | | | | | | | |
| | | 十五年1926 | | | | | | | | | | | | | | | | | | | |
| | | 十六年1927 | | | | | | | | | | | | | | | | | | | |
| | | 十七年1928 | 0.482 | 0.475 | 0.465 | 0.474 | 0.475 | 0.475 | 0.505 | 0.485 | 0.525 | 0.500 | 0.490 | 0.505 | 0.500 | 0.490 | 0.475 | 0.488 | 0.488 | | |
| | | 十八年1929 | 0.495 | 0.475 | 0.490 | 0.487 | 0.488 | 0.425 | 0.418 | 0.444 | 0.405 | 0.400 | 0.410 | 0.405 | 0.410 | 0.410 | 0.400 | 0.407 | 0.436 | | |
| | | 十九年1930 | 0.413 | 0.425 | 0.400 | 0.413 | 0.400 | 0.400 | 0.425 | 0.408 | 0.450 | ... | ... | 0.450 | 0.425 | ... | 0.425 | 0.425 | 0.404 | | |
| | | 二十年1931 | ... | 0.438 | 0.450 | 0.444 | 0.475 | 0.500 | 0.500 | 0.492 | 0.425 | 0.400 | 0.475 | 0.433 | 0.425 | 0.425 | 0.383 | 0.411 | 0.445 | | |
| | | 廿一年1932 | 0.390 | ... | 0.400 | 0.395 | 0.375 | 0.350 | 0.338 | 0.354 | 0.350 | 0.325 | 0.325 | 0.333 | 0.325 | ... | 0.325 | 0.325 | 0.352 | | |

英國和康得寶牌白素府綢在滬之躉售市價
PRICE OF BRITISH POPLIN TAFFETAS
民國十七年至廿一年
1928 - 1932

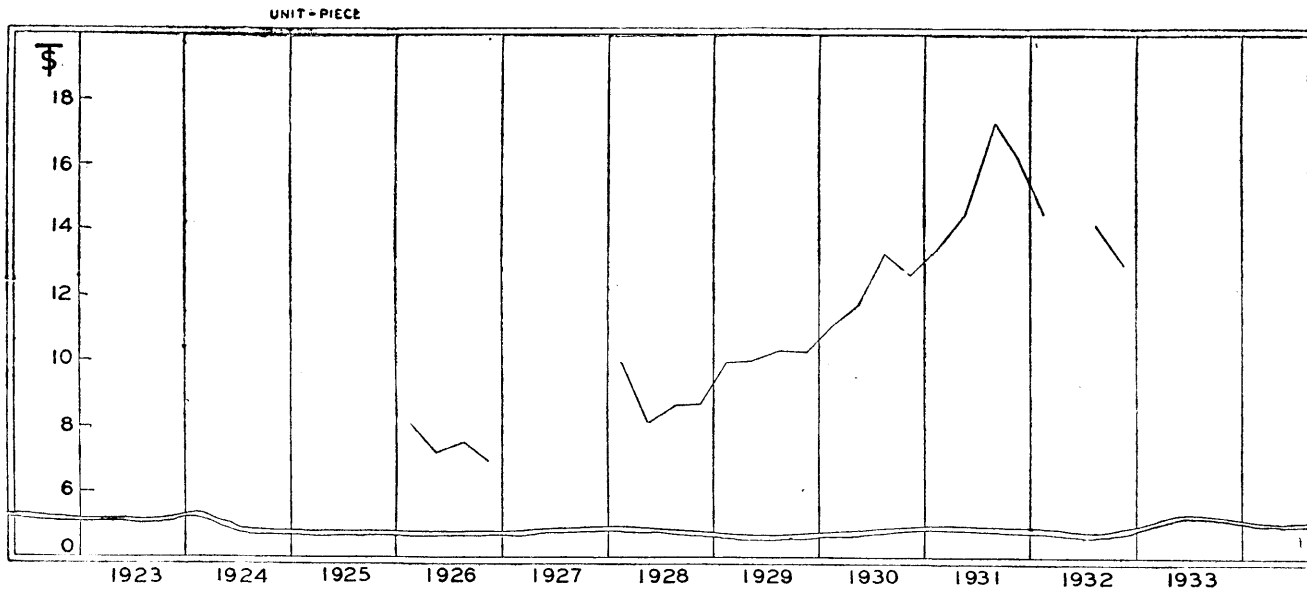


棉 製 品 COTTON GOODS

躉售市價 (單位兩)—Wholesale Price (Shanghai Tls.)

| 名 稱 Name | 單 位 Unit | 年 份 Year | 一 月 Jan. | 二 月 Feb. | 三 月 March | 平 均 Qrly. Average | 四 月 April | 五 月 May | 六 月 June | 平 均 Qrly. Average | 七 月 July | 八 月 Aug. | 九 月 Sept. | 平 均 Qrly. Average | 十 月 Oct. | 十 一 月 Nov. | 十 二 月 Dec. | 平 均 Qrly. Average | 總 平 均 Year's Average | |
|--|-------------|-------------|-------------|-------------|--------------|-------------------------|--------------|------------|-------------|-------------------------|-------------|-------------|--------------|-------------------------|-------------|---------------|---------------|-------------------------|----------------------------|--|
| 羽綢, 元色, 長三十碼寬卅一吋 元芳誘計圖 (英) Italian, Black, 31"x30yds., Cunning Tactics Brand, Yuen Fong (Great Britain) | 疋 Piece | 十二年1923 | | | | | | | | | | | | | | | | | | |
| | | 十三年1924 | | | | | | | | | | | | | | | | | | |
| | | 十四年1925 | | | | | | | | | | | | | | | | | | |
| | | 十五年1926 | 8.125 | 8.500 | 7.962 | 8.196 | 7.394 | 7.194 | 7.025 | 7.204 | 7.430 | 7.650 | 7.475 | 7.518 | 7.487 | 6.887 | 6.612 | 6.995 | 7.478 | |
| | | 十六年1927 | | | | | | | | | | | | | | | | | | |
| | | 十七年1928 | 10.150 | 10.287 | 9.595 | 10.011 | 8.275 | 8.145 | 8.067 | 8.162 | 8.594 | 8.682 | 8.817 | 8.698 | 8.943 | 8.550 | 8.800 | 8.764 | 8.909 | |
| | | 十八年1929 | 10.131 | 10.000 | 9.766 | 9.966 | 9.931 | 9.885 | 10.200 | 10.005 | 10.456 | 10.282 | 10.392 | 10.377 | 10.331 | 10.285 | 10.279 | 10.298 | 10.164 | |
| | | 十九年1930 | 10.600 | 11.213 | 11.431 | 11.081 | 11.588 | 11.280 | 12.350 | 11.759 | 12.795 | 13.350 | 13.494 | 13.213 | 13.190 | 12.281 | 12.479 | 12.650 | 12.176 | |
| | | 二十年1931 | 13.575 | 13.425 | 13.425 | 13.475 | 14.500 | 14.500 | 14.500 | ... | ... | 17.006 | 16.842 | 16.924 | 17.100 | 15.694 | 15.650 | 16.148 | 15.262 | |
| | | 廿一年1932 | 14.517 | ... | ... | 14.517 | ... | ... | ... | ... | ... | 13.938 | 14.113 | 14.350 | 13.363 | 12.662 | 12.726 | 12.917 | | |

英國元芳誘計番牌元色羽綢在滬之躉售市價
 PRICE OF BRITISH YUEN FONG CUNNING TACTICS BRAND BLACK ITALIAN
 民國十五年至廿一年
 1926-1932

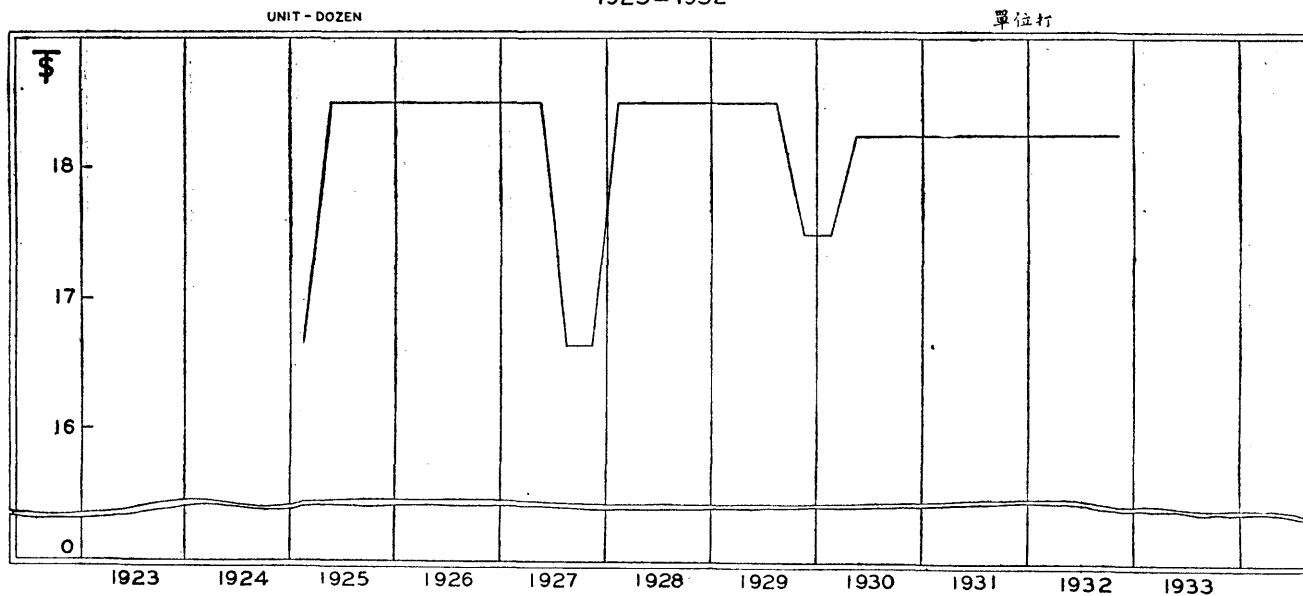


棉製品 COTTON GOODS

躉售市價(單位兩)—Wholesale Price (Shanghai Tls.)

| 名稱 Name | 單位 Unit | 年份 Year | 一月 Jan. | 二月 Feb. | 三月 March | 平均 Qrly. Average | 四月 April | 五月 May | 六月 June | 平均 Qrly. Average | 七月 July | 八月 Aug. | 九月 Sept. | 平均 Qrly. Average | 十月 Oct. | 十一月 Nov. | 十二月 Dec. | 平均 Qrly. Average | 總平均 Year's Average | | | | |
|---|------------|------------|------------|------------|-------------|------------------------|-------------|-----------|------------|------------------------|------------|------------|-------------|------------------------|------------|-------------|-------------|------------------------|--------------------------|--------|--------|--------|--------|
| 線毯,全白,金梭9/4 Counterpanes, White, 9'x4' (China) | 打 Dozen | 十二年1923 | | | | | | | | | | | | | | | | | | | | | |
| | | 十三年1924 | | | | | | | | | | | | | | | | | | | | | |
| | | 十四年1925 | 17.000 | 16.500 | 16.500 | 16.667 | 18.500 | 18.500 | 18.500 | 18.500 | 18.500 | 18.500 | 18.500 | 18.500 | 18.500 | 18.500 | 18.500 | 18.500 | 18.500 | 18.500 | 18.042 | | |
| | | 十五年1926 | 18.500 | 18.500 | 18.500 | 18.500 | 18.500 | 18.500 | 18.500 | 18.500 | 18.500 | 18.500 | 18.500 | 18.500 | 18.500 | 18.500 | 18.500 | 18.500 | 18.500 | 18.500 | 18.500 | 18.500 | |
| | | 十六年1927 | 18.500 | 18.500 | 18.500 | 18.500 | 18.500 | 18.500 | 18.500 | 18.500 | 18.500 | 16.650 | 16.650 | 16.650 | 16.650 | 16.650 | 16.650 | 16.650 | 16.650 | 16.650 | 16.650 | 17.575 | |
| | | 十七年1928 | 18.500 | 18.500 | 18.500 | 18.500 | 18.500 | 18.500 | 18.500 | 18.500 | 18.500 | 18.500 | 18.500 | 18.500 | 18.500 | 18.500 | 18.500 | 18.500 | 18.500 | 18.500 | 18.500 | 18.500 | 18.500 |
| | | 十八年1929 | 18.500 | 18.500 | 18.500 | 18.500 | 18.500 | 18.500 | 18.500 | 18.500 | 18.500 | 18.500 | 18.500 | ... | 18.500 | 17.500 | 17.500 | 17.500 | 17.500 | 17.500 | 17.500 | 17.500 | 18.250 |
| | | 十九年1930 | 17.500 | 17.500 | 18.250 | 17.750 | 18.250 | 18.250 | 18.250 | 18.250 | 18.250 | 18.250 | 18.250 | 18.250 | 18.250 | 18.250 | 18.250 | 18.250 | 18.250 | 18.250 | 18.250 | 18.250 | 18.125 |
| | | 二十年1931 | 18.250 | 18.250 | 18.250 | 18.250 | 18.250 | 18.250 | 18.250 | 18.250 | 18.250 | 18.250 | 18.250 | 18.250 | 18.250 | 18.250 | 18.250 | 18.250 | 18.250 | 18.250 | 18.250 | 18.250 | 18.250 |
| | | 廿一年1932 | 18.250 | ... | 18.250 | 18.250 | 18.250 | 18.250 | 18.250 | 18.250 | 18.250 | 18.250 | 18.250 | 18.250 | 18.250 | 18.250 | 18.250 | 18.250 | 18.250 | 18.250 | 18.250 | 18.250 | 18.250 |

上海全白線毯之躉售市價
PRICE OF CHINESE WHITE COUNTERPANES
民國十四年至廿一年
1925-1932

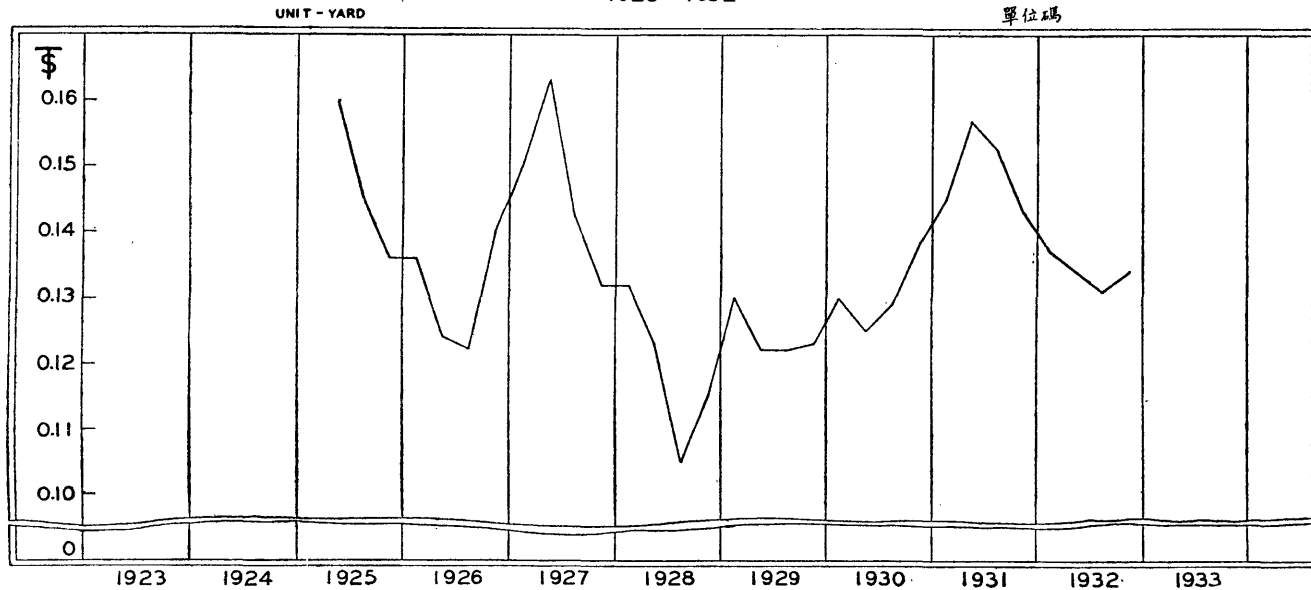


棉製品 COTTON GOODS

躉售市價(單位兩)—Wholesale Price (Shanghai Tls.)

| 名稱 Name | 單位 Unit | 年份 Year | 一月 Jan. | 二月 Feb. | 三月 March | 平均 Qrly. Average | 四月 April | 五月 May | 六月 June | 平均 Qrly. Average | 七月 July | 八月 Aug. | 九月 Sept. | 平均 Qrly. Average | 十月 Oct. | 十一月 Nov. | 十二月 Dec. | 平均 Qrly. Average | 總平均 Year's Average | | |
|--|------------|------------|------------|------------|-------------|------------------------|-------------|-----------|------------|------------------------|------------|------------|-------------|------------------------|------------|-------------|-------------|------------------------|--------------------------|-------|--|
| 花邊,十九格,上等 (浦東) Lace, Hand- made, 19 holes Pootung (China) | 碼 Yard | 十二年1923 | | | | | | | | | | | | | | | | | | | |
| | | 十三年1924 | | | | | | | | | | | | | | | | | | | |
| | | 十四年1925 | 0.176 | 0.178 | 0.174 | 0.176 | 0.167 | 0.153 | ... | 0.160 | 0.152 | 0.145 | 0.138 | 0.145 | 0.138 | 0.134 | 0.137 | 0.136 | 0.154 | | |
| | | 十五年1926 | 0.136 | 0.136 | 0.136 | 0.136 | 0.122 | 0.129 | 0.121 | 0.124 | 0.122 | 0.122 | 0.122 | 0.122 | 0.130 | 0.146 | 0.144 | 0.140 | 0.131 | | |
| | | 十六年1927 | 0.132 | 0.130 | 0.188 | 0.150 | 0.161 | 0.168 | 0.161 | 0.163 | 0.152 | 0.138 | 0.137 | 0.142 | 0.138 | 0.132 | 0.127 | 0.132 | 0.147 | | |
| | | 十七年1928 | 0.123 | 0.137 | 0.137 | 0.132 | 0.131 | 0.116 | 0.123 | 0.123 | 0.108 | 0.103 | 0.104 | 0.105 | 0.108 | 0.112 | 0.126 | 0.115 | 0.119 | | |
| | | 十八年1929 | 0.133 | 0.122 | 0.136 | 0.130 | 0.122 | 0.122 | 0.122 | 0.122 | 0.122 | 0.122 | 0.122 | 0.122 | 0.122 | 0.122 | 0.123 | 0.123 | 0.123 | 0.124 | |
| | | 十九年1930 | 0.122 | 0.136 | 0.133 | 0.130 | 0.130 | 0.123 | 0.122 | 0.125 | 0.124 | 0.124 | 0.139 | 0.129 | 0.139 | 0.138 | 0.138 | 0.138 | 0.138 | 0.131 | |
| | | 二十年1931 | 0.138 | 0.145 | 0.152 | 0.145 | 0.149 | 0.154 | 0.168 | 0.157 | 0.160 | 0.160 | 0.138 | 0.153 | 0.138 | 0.138 | 0.138 | 0.152 | 0.143 | 0.149 | |
| | | 廿一年1932 | 0.137 | ... | ... | 0.137 | 0.135 | 0.134 | 0.133 | 0.134 | 0.132 | 0.131 | 0.131 | 0.131 | 0.131 | 0.133 | 0.135 | 0.135 | 0.134 | 0.134 | |

上海上等十九格花邊之躉售市價
PRICE OF SHANGHAI HAND MADE 19 HOLE LACE
民國十四年至廿一年
1925 - 1932

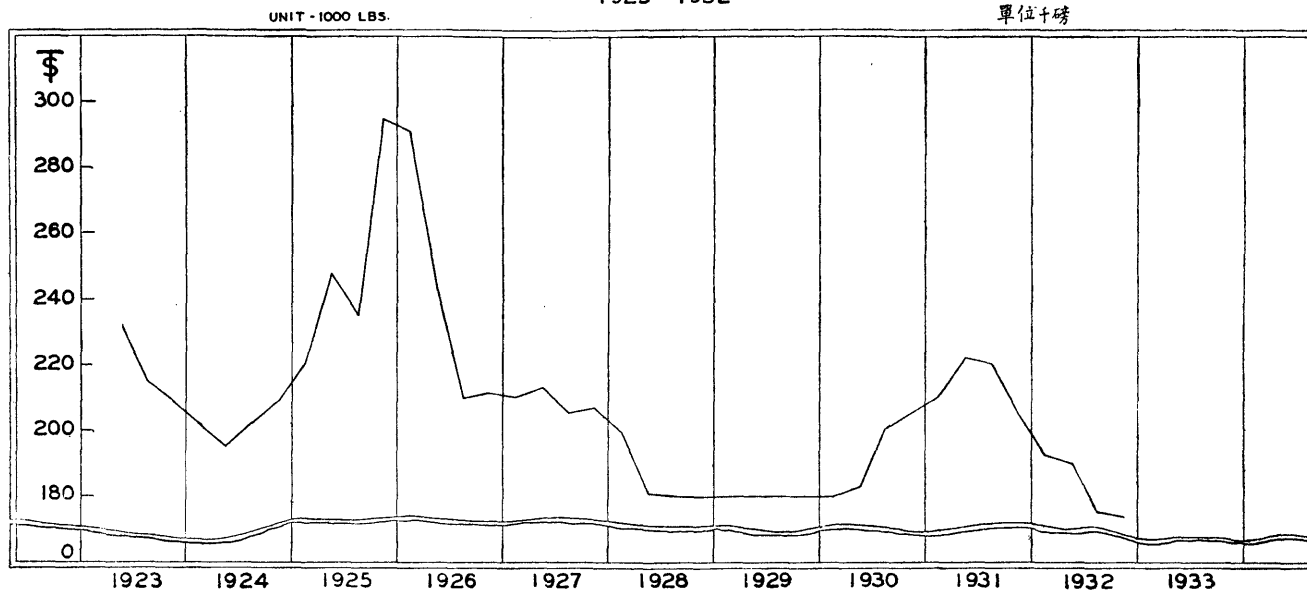


XV 麻及麻製品 FLAX, HEMP AND JUTE GOODS

躉售市價 (單位兩)—Wholesale Price (Shanghai Tls.)

| 名稱 Name | 單位 Unit | 年份 Year | 一月 Jan. | 二月 Feb. | 三月 March | 平均 Qrly. Average | 四月 April | 五月 May | 六月 June | 平均 Qrly. Average | 七月 July | 八月 Aug. | 九月 Sept. | 平均 Qrly. Average | 十月 Oct. | 十一月 Nov. | 十二月 Dec. | 平均 Qrly. Average | 總平均 Year's Average | |
|--|------------------|------------|------------|------------|-------------|------------------------|-------------|-----------|------------|------------------------|------------|------------|-------------|------------------------|------------|-------------|-------------|------------------------|--------------------------|---------|
| 麻袋線,三四股 (印度) Jute Twine, 3-4 ply (India) | 千磅 1,000 lbs. | 十二年1923 | | | | | ... | 239.000 | 226.000 | 232.500 | 217.500 | 216.250 | 212.332 | 215.361 | 212.500 | 210.000 | 205.000 | 209.166 | | |
| | | 十三年1924 | 197.500 | 202.500 | 206.000 | 202.000 | 195.000 | 195.000 | 195.000 | 195.000 | 195.000 | 198.000 | 204.000 | 205.000 | 202.333 | 209.333 | 213.333 | 206.667 | 209.778 | 202.278 |
| | | 十四年1925 | 200.000 | 216.667 | 243.334 | 220.000 | 250.000 | 246.500 | ... | 248.250 | 237.500 | 235.000 | 235.000 | 235.833 | 297.500 | 295.000 | 295.000 | 295.000 | 295.000 | 249.771 |
| | | 十五年1926 | 295.000 | 280.000 | 270.000 | 281.667 | 230.000 | 250.000 | 250.000 | 243.333 | 220.000 | 205.000 | 207.500 | 210.833 | 205.000 | 210.000 | 220.000 | 211.667 | 236.875 | |
| | | 十六年1927 | 220.000 | 205.000 | 205.000 | 210.000 | 210.000 | 220.000 | 210.000 | 213.333 | 200.000 | 210.000 | 205.000 | 205.000 | 200.000 | 200.000 | 220.000 | 206.667 | 208.750 | |
| | | 十七年1928 | 220.000 | 185.000 | 192.500 | 199.167 | 182.500 | 180.000 | 180.000 | 180.833 | 180.000 | 180.000 | 180.000 | 180.000 | 180.000 | 180.000 | 180.000 | 180.000 | 180.000 | 185.000 |
| | | 十八年1929 | 180.000 | 180.000 | 180.000 | 180.000 | 180.000 | 180.000 | 180.000 | 180.000 | 180.000 | 180.000 | 180.000 | 180.000 | 180.000 | 180.000 | 180.000 | 180.000 | 180.000 | 180.000 |
| | | 十九年1930 | 180.000 | 180.000 | 180.000 | 180.000 | 180.000 | 180.000 | 180.000 | 190.000 | 183.333 | 200.000 | 200.000 | 200.000 | 200.000 | 205.000 | 210.000 | 200.000 | 205.000 | 192.083 |
| | | 二十年1931 | 200.000 | 210.000 | 220.000 | 210.000 | 220.000 | 220.000 | 222.000 | 222.000 | 220.000 | 220.000 | 220.000 | 220.000 | 220.000 | 215.000 | 200.000 | 200.000 | 205.000 | 214.250 |
| | | 廿一年1932 | 195.000 | ... | 190.000 | 192.500 | 190.000 | 190.000 | 190.000 | 190.000 | 190.000 | 180.000 | 170.000 | 175.000 | 175.000 | 175.000 | 175.000 | 170.000 | 173.333 | 182.708 |

印度三四股麻袋線在滬之躉售市價
PRICE OF INDIAN 3-4 PLY JUTE TWINE
民國十二年至廿一年
1923-1932

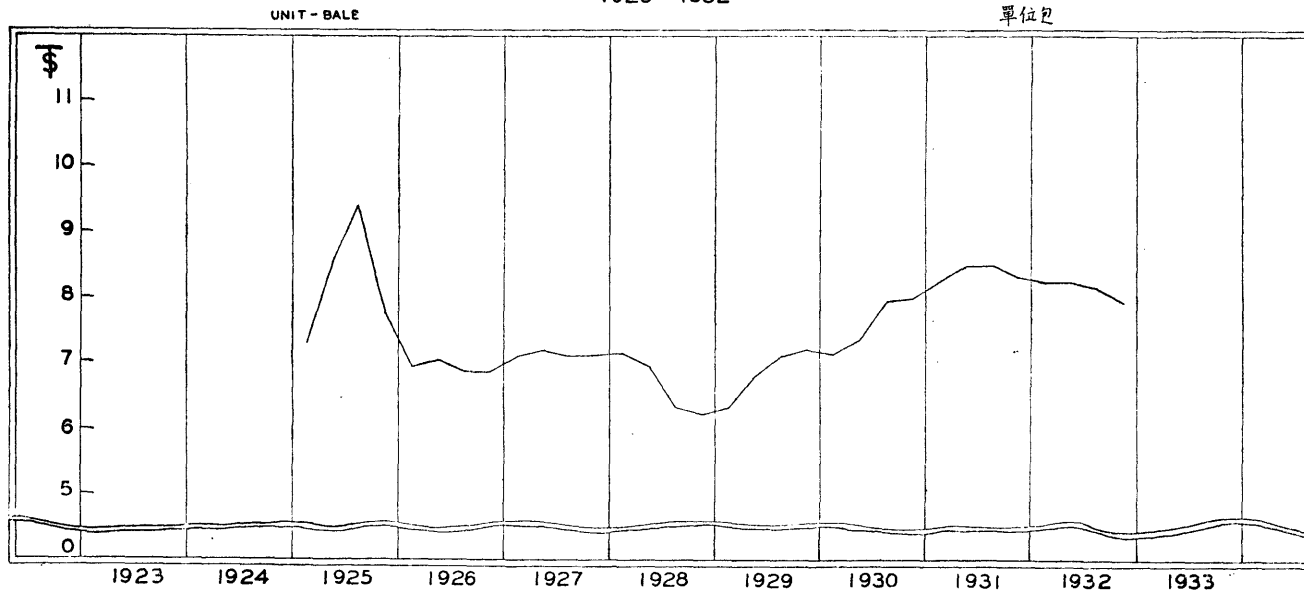


麻及麻製品 FLAX, HEMP AND JUTE GOODS

躉售市價 (單位兩) - Wholesale Price (Shanghai Tls.)

| 名稱 Name | 單位 Unit | 年份 Year | 一月 | 二月 | 三月 | 平均 | 四月 | 五月 | 六月 | 平均 | 七月 | 八月 | 九月 | 平均 | 十月 | 十一月 | 十二月 | 平均 | 總平均 | |
|---|------------|------------|-------|-------|-------|------------------|-------|-------|-------|------------------|-------|-------|-------|------------------|-------|-------|-------|------------------|-------------------|-------|
| | | | Jan. | Feb. | March | Qrly. Average | April | May | June | Qrly. Average | July | Aug. | Sept. | Qrly. Average | Oct. | Nov. | Dec. | Qrly. Average | Year's Average | |
| 蓬線, 華記 (英) Hemp Cordage Alex, Ross & Co. (Great Britain) | 包 Bale | 十二年1923 | | | | | | | | | | | | | | | | | | |
| | | 十三年1924 | | | | | | | | | | | | | | | | | | |
| | | 十四年1925 | 7.250 | 7.125 | 7.550 | 7.308 | 8.600 | 8.525 | ... | 8.562 | 9.575 | 9.500 | 9.125 | 9.400 | 8.625 | 7.625 | 7.125 | 7.792 | 8.266 | |
| | | 十五年1926 | 6.875 | 6.900 | 7.100 | 6.958 | 7.200 | 7.000 | 7.000 | 7.067 | 7.000 | 6.800 | 6.800 | 6.867 | 6.800 | 6.800 | 7.000 | 6.867 | 6.940 | |
| | | 十六年1927 | 7.000 | 7.100 | 7.250 | 7.117 | 7.400 | 7.200 | 7.000 | 7.200 | 7.200 | 7.000 | 7.100 | 7.100 | 7.200 | 6.900 | 7.250 | 7.117 | 7.134 | |
| | | 十七年1928 | 7.125 | 7.250 | 7.100 | 7.158 | 7.000 | 7.000 | 6.800 | 6.933 | 6.600 | 6.300 | 6.100 | 6.333 | 6.225 | 6.275 | 6.175 | 6.225 | 6.662 | |
| | | 十八年1929 | 6.050 | 6.350 | 6.575 | 6.325 | 6.725 | 6.750 | 6.875 | 6.783 | 7.000 | 7.100 | 7.200 | 7.100 | 7.200 | 7.200 | 7.200 | 7.200 | 7.200 | 6.852 |
| | | 十九年1930 | 7.200 | 7.200 | 6.975 | 7.125 | 7.350 | 7.350 | 7.500 | 7.400 | 7.875 | 8.000 | 8.000 | 7.958 | 8.000 | 8.000 | 8.000 | 8.000 | 8.000 | 7.621 |
| | | 二十年1931 | 8.000 | 8.250 | 8.500 | 8.250 | 8.500 | 8.500 | 8.500 | 8.500 | 8.500 | 8.500 | 8.500 | 8.500 | 8.500 | 8.500 | 8.250 | 8.250 | 8.333 | 8.395 |
| | | 廿一年1932 | 8.250 | ... | 8.250 | 8.250 | 8.250 | 8.250 | 8.250 | 8.250 | 8.250 | 8.250 | 8.250 | 8.167 | 8.000 | 8.000 | 7.750 | 7.917 | 8.146 | |

英國華記公司蓬線在滬之躉售市價
PRICE OF BRITISH HEMP CORDAGE
民國十四年至廿一年
1925 - 1932

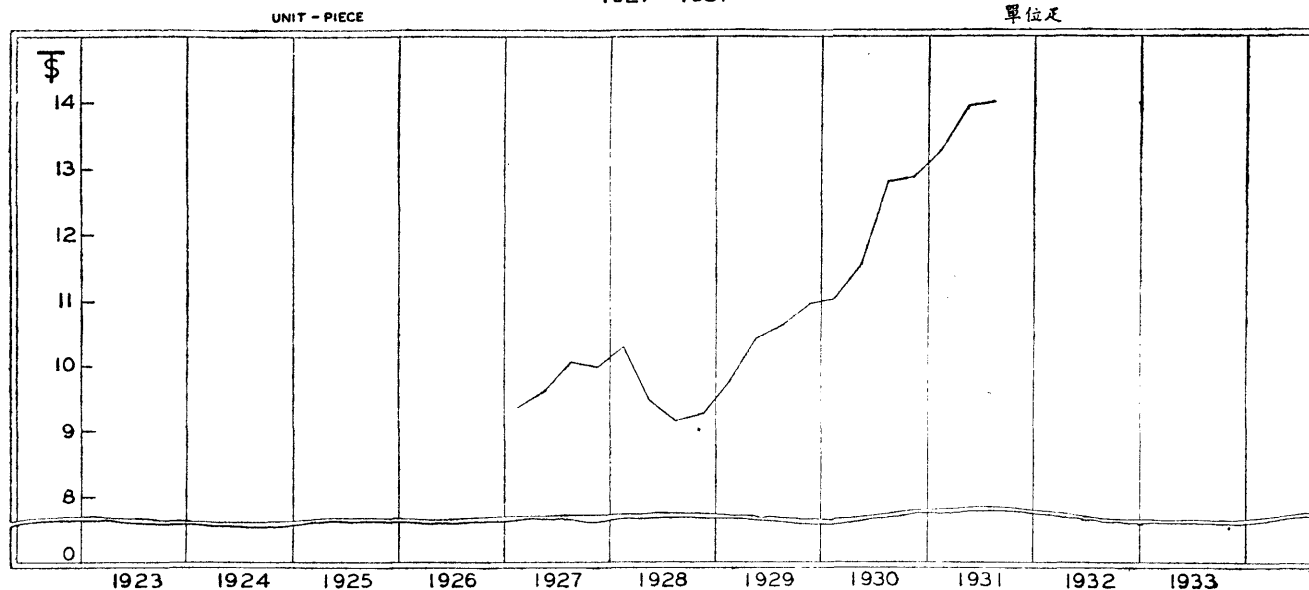


麻及麻製品 FLAX, HEMP AND JUTE GOODS

躉售市價 (單位兩)—Wholesale Price (Shanghai Tls.)

| 名稱 Name | 單位 Unit | 年份 Year | 一月 Jan. | 二月 Feb. | 三月 March | 平均 Qrly. Average | 四月 April | 五月 May | 六月 June | 平均 Qrly. Average | 七月 July | 八月 Aug. | 九月 Sept. | 平均 Qrly. Average | 十月 Oct. | 十一月 Nov. | 十二月 Dec. | 平均 Qrly. Average | 總平均 Year's Average | | |
|--|------------|------------|------------|------------|-------------|------------------------|-------------|-----------|------------|------------------------|------------|------------|-------------|------------------------|------------|-------------|-------------|------------------------|--------------------------|--------|--|
| 麻帆布,長卅六碼, 寬廿四吋,船牌 (日) Canvas, 24' x 36 yds. Boat Brand (Japan) | 疋 Piece | 十二年1923 | | | | | | | | | | | | | | | | | | | |
| | | 十三年1924 | | | | | | | | | | | | | | | | | | | |
| | | 十四年1925 | | | | | | | | | | | | | | | | | | | |
| | | 十五年1926 | | | | | | | | | | | | | | | | | | | |
| | | 十六年1927 | 9.250 | 9.500 | 9.250 | 9.333 | 9.000 | 9.600 | 10.200 | 9.600 | 10.250 | 10.000 | 9.800 | 10.017 | 10.000 | 10.000 | 9.850 | 9.950 | 9.725 | | |
| | | 十七年1928 | 10.750 | 10.000 | 10.000 | 10.250 | 9.800 | 9.375 | 9.125 | 9.433 | 9.000 | 9.125 | 9.250 | 9.125 | ... | 9.250 | 9.250 | 9.250 | 9.250 | 9.515 | |
| | | 十八年1929 | 9.375 | 9.625 | 10.200 | 9.733 | 10.400 | 10.200 | 10.600 | 10.400 | 10.600 | 10.600 | 10.600 | 10.600 | 10.600 | 10.800 | 11.000 | 11.000 | 10.933 | 10.417 | |
| | | 十九年1930 | 11.000 | 11.000 | 11.000 | 11.000 | 11.125 | 11.375 | 12.100 | 11.533 | 12.500 | 12.750 | 13.000 | 12.750 | 13.000 | 12.750 | 12.750 | 12.750 | 12.833 | 12.029 | |
| 二十年1931 | 13.000 | 13.250 | 13.500 | 13.250 | 13.750 | 14.000 | 14.000 | 13.917 | 14.000 | 14.000 | 14.000 | 14.000 | 14.000 | | | | | | | | |
| 廿一年1932 | | | | | | | | | | | | | | | | | | | | | |

日本船牌麻帆布在滬之躉售市價
PRICE OF JAPANESE BOAT BRAND CANVAS
民國十六年至二十年
1927 - 1931

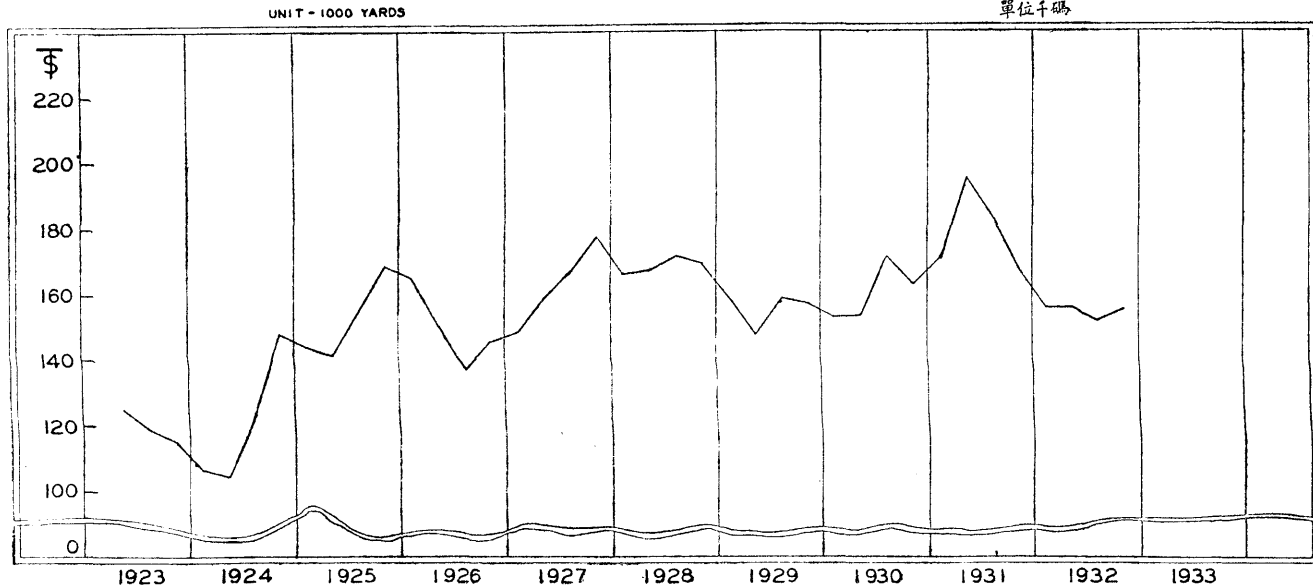


麻及麻製品 FLAX, HEMP AND JUTE GOODS

躉售市價 (單位兩)—Wholesale Price (Shanghai Tls.)

| 名稱 Name | 單位 Unit | 年份 Year | 一月 Jan. | 二月 Feb. | 三月 March | 平均 Qrly. Average | 四月 April | 五月 May | 六月 June | 平均 Qrly. Average | 七月 July | 八月 Aug. | 九月 Sept. | 平均 Qrly. Average | 十月 Oct. | 十一月 Nov. | 十二月 Dec. | 平均 Qrly. Average | 總平均 Year's Average | |
|--|------------------|------------|------------|------------|-------------|------------------------|-------------|-----------|------------|------------------------|------------|------------|-------------|------------------------|------------|-------------|-------------|------------------------|--------------------------|---------|
| 新麻布,十一號, 長一千碼,寬四十 五吋 (印度) Cloth, Hessian 45"×1,000 yds. (India) | 千碼 1,000 yds. | 十二年1923 | | | | | ... | 127.333 | 121.567 | 124.450 | 121.533 | 118.732 | 114.066 | 118.110 | 115.150 | 115.000 | 112.600 | 114.250 | | |
| | | 十三年1924 | 109.000 | 106.000 | 102.400 | 105.800 | 102.000 | 105.000 | 104.000 | 103.667 | 108.375 | 121.400 | 135.000 | 121.592 | 147.333 | 150.000 | 146.333 | 147.889 | 119.737 | |
| | | 十四年1925 | 145.500 | 142.000 | 142.667 | 143.389 | 142.000 | 140.500 | ... | 141.250 | 144.000 | 160.000 | 160.400 | 154.800 | 166.500 | 168.500 | 170.000 | 168.333 | 151.943 | |
| | | 十五年1926 | 170.000 | 165.000 | 160.000 | 165.000 | 151.500 | 152.000 | 146.500 | 150.000 | 142.500 | 135.500 | 132.000 | 136.667 | 137.500 | 150.000 | 148.000 | 145.167 | 149.209 | |
| | | 十六年1927 | 147.000 | 146.500 | 151.000 | 148.167 | 158.000 | 160.000 | 159.500 | 159.167 | 160.500 | 167.500 | 172.500 | 166.833 | 176.500 | 178.000 | 177.500 | 177.333 | 162.875 | |
| | | 十七年1928 | 170.000 | 167.500 | 162.500 | 166.667 | 165.000 | 170.000 | 167.500 | 167.500 | 166.000 | 172.000 | 177.500 | 171.833 | 175.000 | 171.000 | 161.000 | 169.000 | 168.750 | |
| | | 十八年1929 | 158.500 | 157.000 | 155.000 | 156.833 | 151.000 | 142.500 | 148.500 | 147.333 | 155.000 | 157.500 | 164.000 | 158.833 | 166.500 | 152.000 | 152.000 | 156.833 | 154.958 | |
| | | 十九年1930 | 150.000 | 154.000 | 154.000 | 152.667 | 151.500 | 147.500 | 160.000 | 153.000 | 175.000 | 170.000 | 170.000 | 171.667 | 170.000 | 162.500 | 155.000 | 162.500 | 159.959 | |
| | | 二十年1931 | 155.000 | 177.500 | 202.500 | 178.333 | 195.000 | 195.000 | 195.000 | 195.000 | 185.000 | 180.000 | 180.000 | 181.667 | 177.500 | 165.000 | 160.000 | 167.500 | 180.625 | |
| | | 廿一年1932 | 155.000 | ... | 155.000 | 155.000 | 155.000 | 155.000 | 155.000 | 155.000 | 155.000 | 155.000 | 150.000 | 150.000 | 151.667 | 151.000 | 157.500 | 155.000 | 154.500 | 154.042 |

印度十一號新麻布在滬之躉售市價
PRICE OF INDIAN HESSIAN CLOTH
民國十二年至廿一年
1923 - 1932

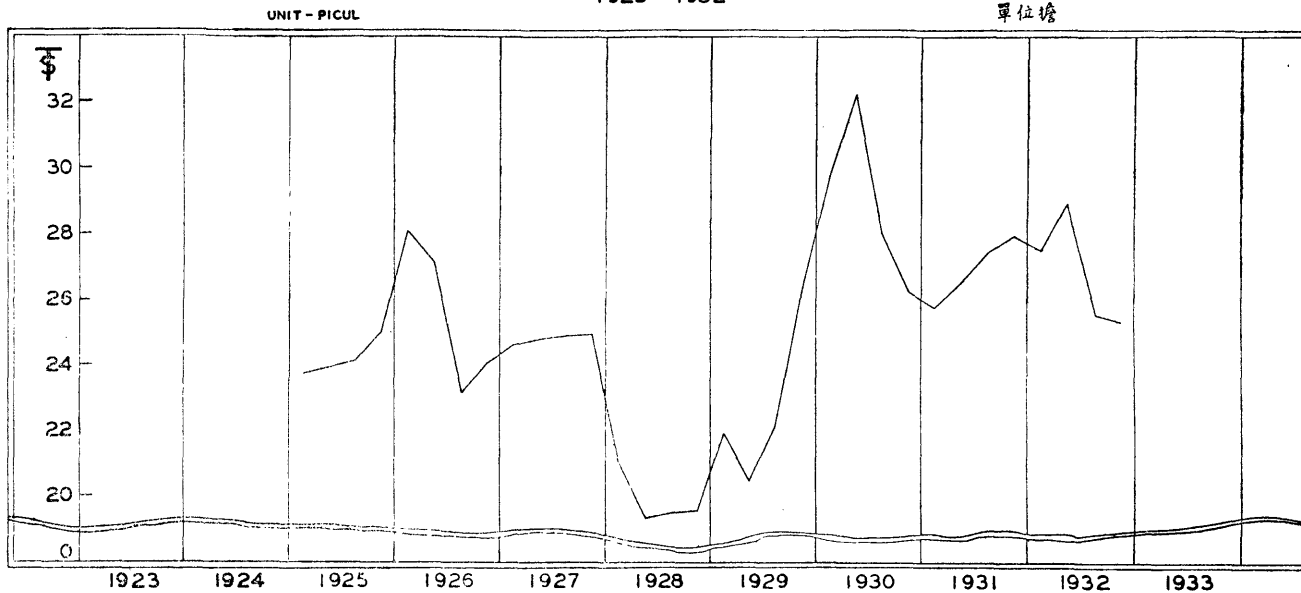


麻及麻製品 FLAX, HEMP AND JUTE GOODS

躉售市價 (單位兩) - Wholesale Price (Shanghai Tls.)

| 名稱 Name | 單位 Unit | 年份 Year | 一月 Jan. | 二月 Feb | 三月 March | 平均 Qrly. Average | 四月 April | 五月 May | 六月 June | 平均 Qrly. Average | 七月 July | 八月 Aug. | 九月 Sept. | 平均 Qrly. Average | 十月 Oct. | 十一月 Nov. | 十二月 Dec. | 平均 Qrly. Average | 總平均 Year's Average | | |
|---|------------|------------|------------|-----------|-------------|------------------------|-------------|-----------|------------|------------------------|------------|------------|-------------|------------------------|------------|-------------|-------------|------------------------|--------------------------|--|--|
| 苧麻, 春絲全標 (湖北武穴) Ramie, Spring Crop, Superior Hupeh (China) | 擔 Picul | 十二年1923 | | | | | | | | | | | | | | | | | | | |
| | | 十三年1924 | | | | | | | | | | | | | | | | | | | |
| | | 十四年1925 | 23.000 | ... | 24.400 | 23.700 | 24.150 | 23.600 | ... | 23.875 | 22.400 | 24.150 | 25.750 | 24.100 | 24.400 | 25.200 | 25.600 | 25.067 | 24.186 | | |
| | | 十五年1926 | 26.500 | 28.550 | 29.200 | 28.083 | 28.250 | 28.200 | 25.000 | 27.150 | 23.100 | 23.000 | 23.300 | 23.133 | 23.950 | 24.100 | 24.100 | 24.050 | 25.604 | | |
| | | 十六年1927 | 23.900 | 24.200 | 24.700 | 24.600 | 24.800 | 24.800 | ... | 24.800 | ... | 23.350 | 26.450 | 24.900 | 27.000 | 23.800 | 24.100 | 24.967 | 24.817 | | |
| | | 十七年1928 | 21.250 | 20.900 | 20.900 | 21.017 | 19.400 | 19.350 | ... | 19.375 | 19.350 | 19.250 | 19.750 | 19.450 | 19.350 | 19.100 | 20.100 | 19.517 | 19.840 | | |
| | | 十八年1929 | 22.200 | 21.500 | 21.900 | 21.867 | 21.000 | 20.450 | 20.000 | 20.483 | 20.000 | 21.400 | 25.000 | 22.133 | 26.000 | 26.000 | 27.150 | 26.383 | 22.717 | | |
| | | 十九年1930 | 27.800 | ... | 31.500 | 29.650 | 33.500 | 31.000 | ... | 32.250 | 28.750 | 28.250 | 27.250 | 28.083 | 27.000 | 26.250 | 25.500 | 26.250 | 29.058 | | |
| | | 二十年1931 | 25.500 | 25.750 | 26.000 | 25.750 | 26.200 | 26.650 | 26.900 | 26.583 | 26.250 | 27.400 | 28.700 | 27.450 | 29.000 | 27.800 | 27.000 | 27.933 | 26.929 | | |
| | | 廿一年1932 | 28.200 | ... | 26.900 | 27.550 | 28.750 | 29.000 | 29.000 | 28.917 | 26.500 | 25.500 | 24.700 | 25.567 | 25.200 | 25.500 | 25.200 | 25.317 | 26.838 | | |

上海湖北武穴春絲全標苧麻之躉售市價
PRICE OF HUPEH SUPERIOR RAMIE
民國十四年至廿一年
1925 - 1932

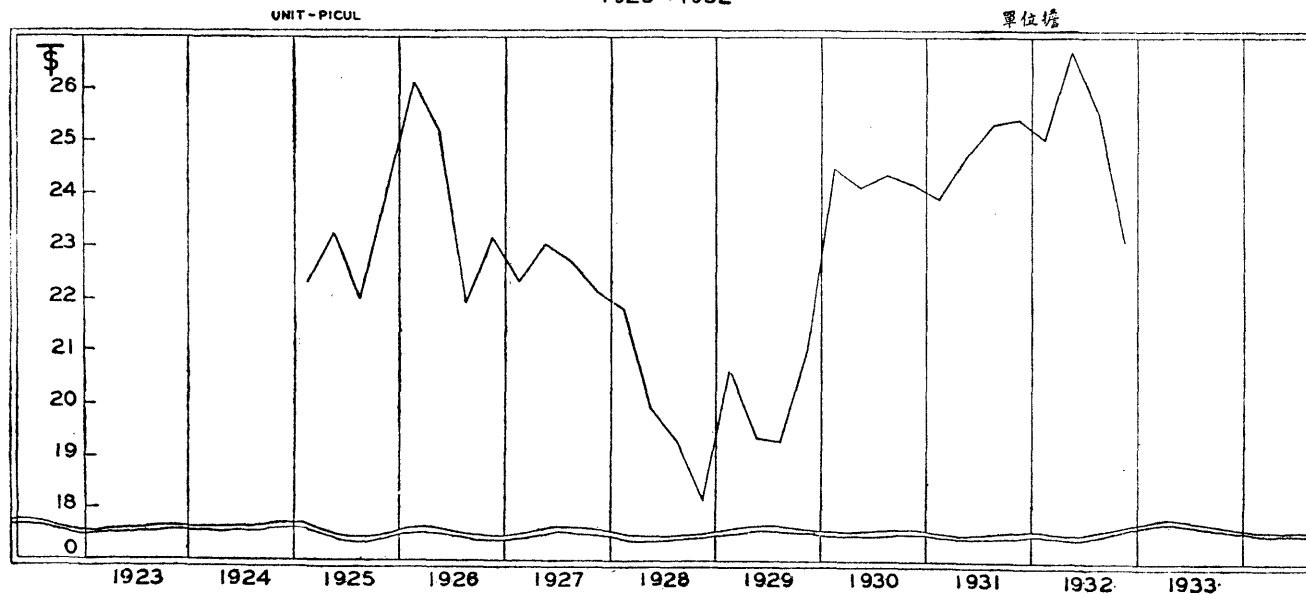


麻及麻製品 FLAX, HEMP AND JUTE GOODS

躉售市價(單位兩)—Wholesale Price (Shanghai Tls.)

| 名稱 Name | 單位 Unit | 年份 Year | 一月 Jan. | 二月 Feb. | 三月 March | 平均 Qrly. Average | 四月 April | 五月 May | 六月 June | 平均 Qrly. Average | 七月 July | 八月 Aug. | 九月 Sept. | 平均 Qrly. Average | 十月 Oct. | 十一月 Nov. | 十二月 Dec. | 平均 Qrly. Average | 總平均 Year's Average | | |
|--|------------|------------|------------|------------|-------------|------------------------|-------------|-----------|------------|------------------------|------------|------------|-------------|------------------------|------------|-------------|-------------|------------------------|--------------------------|--|--|
| 火麻,春絲全標 (湖南沅江) Hemp, Spring Crop, Superior, Yuan Kiang Hunan (China) | 擔 Picul | 十二年1923 | | | | | | | | | | | | | | | | | | | |
| | | 十三年1924 | | | | | | | | | | | | | | | | | | | |
| | | 十四年1925 | 22.000 | ... | 22.650 | 22.325 | 23.250 | 23.250 | ... | 23.250 | 20.800 | 22.200 | 23.000 | 22.000 | 23.900 | 24.000 | 24.200 | 24.033 | 22.902 | | |
| | | 十五年1926 | 25.700 | 26.810 | 25.800 | 26.100 | ... | 26.450 | 23.800 | 25.152 | 21.850 | 22.150 | 21.700 | 21.900 | 23.100 | 23.100 | 23.300 | 23.167 | 24.080 | | |
| | | 十六年1927 | 22.200 | 22.400 | 22.400 | 22.333 | 22.650 | 22.800 | 23.700 | 23.050 | ... | 21.900 | 23.500 | 22.700 | 24.200 | 22.100 | 20.050 | 22.117 | 22.550 | | |
| | | 十七年1928 | 20.750 | 22.100 | 22.450 | 21.767 | 20.300 | 20.000 | 19.500 | 19.933 | 20.600 | 19.000 | 18.200 | 19.267 | 17.900 | 17.300 | 18.750 | 18.150 | 19.779 | | |
| | | 十八年1929 | 20.500 | 20.300 | 21.000 | 20.600 | 19.800 | 19.250 | 19.000 | 19.350 | 18.500 | 19.250 | 20.000 | 19.250 | 20.500 | 21.000 | 21.700 | 21.067 | 20.066 | | |
| | | 十九年1930 | 22.200 | 25.500 | 25.750 | 24.483 | 24.750 | 23.500 | ... | 24.125 | 24.150 | 24.250 | 24.650 | 24.350 | 24.800 | 24.000 | 23.700 | 24.167 | 24.281 | | |
| | | 二十年1931 | 23.500 | 23.900 | 24.250 | 23.883 | 24.500 | 24.700 | 24.900 | 24.700 | 24.250 | 25.500 | 26.200 | 25.317 | 26.000 | 25.250 | 25.000 | 25.417 | 24.849 | | |
| | | 廿一年1932 | 25.750 | ... | 24.350 | 25.050 | 26.300 | 27.000 | 27.000 | 26.767 | 26.500 | 25.500 | 24.700 | 25.567 | 23.600 | 23.500 | 24.000 | 23.700 | 25.271 | | |

上海湖南沅江春絲全標火麻之躉售市價
PRICE OF HUNAN SUPERIOR HEMP
民國十四年至廿一年
1925 - 1932

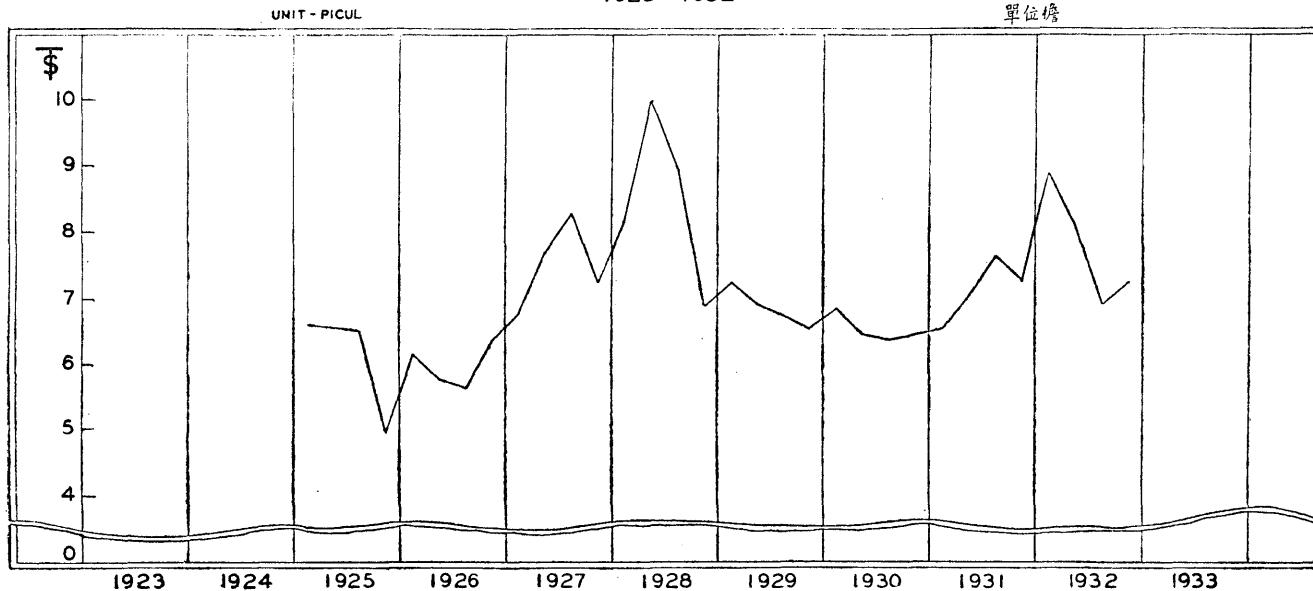


麻及麻製品 FLAX, HEMP AND JUTE GOODS

躉售市價 (單位兩)—Wholesale Price (Shanghai Tls.)

| 名稱 Name | 單位 Unit | 年份 Year | 一月 Jan. | 二月 Feb. | 三月 March | 平均 Qrly. Average | 四月 April | 五月 May | 六月 June | 平均 Qrly. Average | 七月 July | 八月 Aug. | 九月 Sept. | 平均 Qrly. Average | 十月 Oct. | 十一月 Nov. | 十二月 Dec. | 平均 Qrly. Average | 總平均 Year's Average | | |
|---|------------|------------|------------|------------|-------------|------------------------|-------------|-----------|------------|------------------------|------------|------------|-------------|------------------------|------------|-------------|-------------|------------------------|--------------------------|--|--|
| 絡麻, 杭錢 (浙江) Hemp, Hangchow (China) | 擔 Picul | 十二年1923 | | | | | | | | | | | | | | | | | | | |
| | | 十三年1924 | | | | | | | | | | | | | | | | | | | |
| | | 十四年1925 | 6.500 | 6.850 | 6.450 | 6.600 | 6.450 | 6.650 | ... | 6.550 | ... | 6.500 | 6.500 | 6.500 | 5.500 | 5.000 | 4.400 | 4.967 | 6.154 | | |
| | | 十五年1926 | 5.900 | 6.050 | 6.400 | 5.117 | 5.700 | 5.750 | 5.800 | 5.750 | 5.400 | 5.500 | 5.950 | 5.617 | 6.150 | 6.350 | 6.550 | 6.350 | 5.959 | | |
| | | 十六年1927 | 6.300 | 6.650 | 7.400 | 6.783 | 7.800 | 7.850 | 7.450 | 7.700 | 8.050 | 8.700 | 8.100 | 8.283 | 7.600 | 7.100 | 7.000 | 7.293 | 7.500 | | |
| | | 十七年1928 | 7.000 | 8.200 | 9.200 | 8.133 | 10.100 | 10.000 | 9.900 | 10.000 | 10.000 | 9.350 | 7.500 | 8.950 | 6.500 | 6.750 | 7.400 | 6.883 | 8.492 | | |
| | | 十八年1929 | 7.300 | 7.350 | 7.100 | 7.250 | 7.100 | 6.900 | 6.750 | 6.917 | 6.600 | 6.900 | 6.750 | 6.750 | 6.600 | 6.500 | 6.400 | 6.517 | 6.859 | | |
| | | 十九年1930 | 6.800 | 6.850 | 6.900 | 6.850 | 6.500 | 6.400 | 6.400 | 6.433 | 6.300 | 6.350 | 6.400 | 6.350 | 6.400 | 6.400 | 6.500 | 6.433 | 6.517 | | |
| | | 二十年1931 | 6.500 | 6.600 | 6.550 | 6.550 | 6.600 | 6.900 | 7.650 | 7.050 | 7.800 | 7.700 | 7.400 | 7.633 | 7.200 | 7.300 | 7.400 | 7.300 | 7.133 | | |
| | | 廿一年1932 | 8.600 | ... | 9.250 | 8.925 | 8.300 | 8.000 | 8.000 | 8.100 | 7.000 | 7.000 | 6.700 | 6.900 | 6.900 | 7.300 | 7.500 | 7.233 | 7.789 | | |

上海浙江杭錢絡麻之躉售市價
PRICE OF HANGCHOW HEMP
民國十四年至廿一年
1925 - 1932

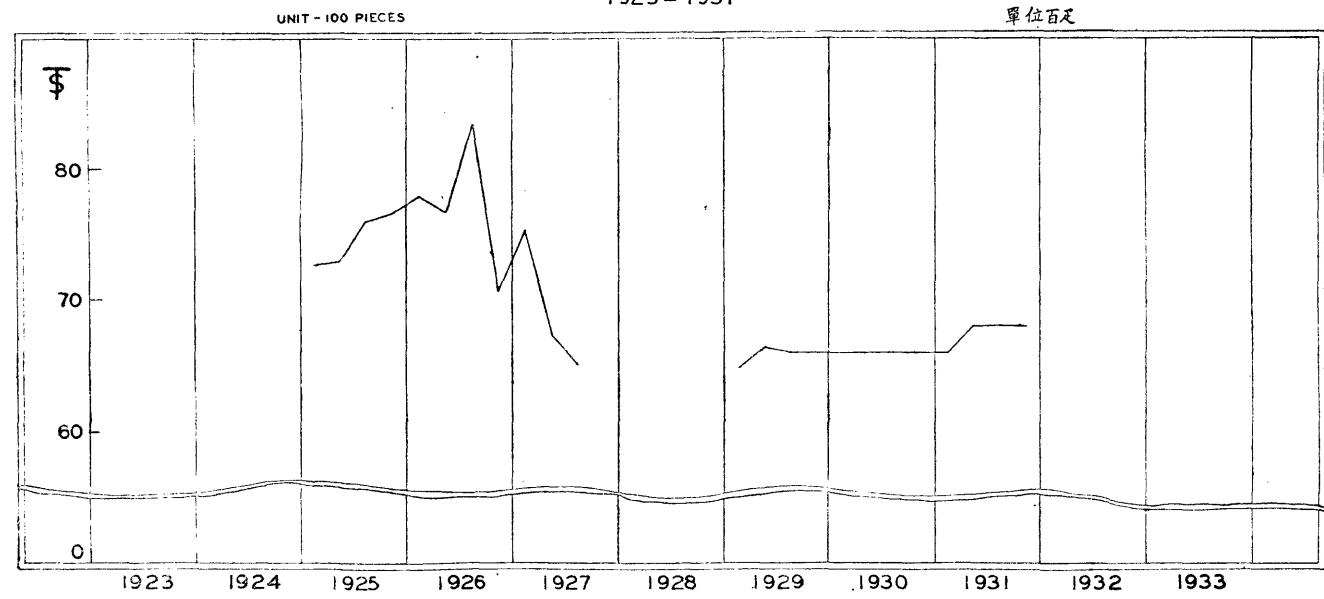


麻及麻製品 FLAX, HEMP AND JUTE GOODS

躉售市價 (單位兩) — Wholesale Price (Shanghai Tls.)

| 名稱 Name | 單位 Unit | 年份 Year | 一月 Jan. | 二月 Feb. | 三月 March | 平均 Qrly. Average | 四月 April | 五月 May | 六月 June | 平均 Qrly. Average | 七月 July | 八月 Aug. | 九月 Sept. | 平均 Qrly. Average | 十月 Oct. | 十一月 Nov. | 十二月 Dec. | 平均 Qrly. Average | 總平均 Year's Average | | | |
|---|------------------|------------|------------|------------|-------------|------------------------|-------------|-----------|------------|------------------------|------------|------------|-------------|------------------------|------------|-------------|-------------|------------------------|--------------------------|--------|--------|--|
| 京莊夏布, 隆和 (太倉) Grass Cloth, Taichong (China) | 百疋 100 Pieces | 十二年1923 | | | | | | | | | | | | | | | | | | | | |
| | | 十三年1924 | | | | | | | | | | | | | | | | | | | | |
| | | 十四年1925 | 74.000 | 70.000 | 74.000 | 72.667 | 74.000 | 72.000 | ... | 73.000 | 76.000 | 76.000 | 76.000 | 76.000 | 76.000 | 76.000 | 78.000 | 76.000 | 76.667 | 74.584 | | |
| | | 十五年1926 | 76.000 | 80.000 | 78.000 | 78.000 | 76.000 | 78.000 | 76.000 | 76.667 | 76.000 | 98.000 | 76.000 | 83.333 | 76.000 | 70.000 | 66.000 | 70.667 | 77.167 | | | |
| | | 十六年1927 | 76.000 | 74.000 | 76.000 | 75.333 | 68.000 | 70.000 | 64.000 | 67.333 | 66.000 | 64.000 | ... | 65.000 | ... | ... | ... | ... | ... | 69.222 | | |
| | | 十七年1928 | | | | | | | | | | | | | | | | | | | | |
| | | 十八年1929 | 64.000 | 65.000 | 65.000 | 64.667 | 66.000 | 66.000 | 67.000 | 66.333 | 66.000 | 66.000 | 66.000 | 66.000 | 66.000 | 66.000 | 66.000 | 66.000 | 66.000 | 66.000 | 65.750 | |
| | | 十九年1930 | 66.000 | 66.000 | 66.000 | 66.000 | 66.000 | 66.000 | 66.000 | 66.000 | 66.000 | 66.000 | 66.000 | 66.000 | 66.000 | 66.000 | 66.000 | 66.000 | 66.000 | 66.000 | 66.000 | |
| | | 二十年1931 | 66.000 | 66.000 | 66.000 | 66.000 | 68.000 | 68.000 | 68.000 | 68.000 | 68.000 | 68.000 | 68.000 | 68.000 | 68.000 | 68.000 | 68.000 | 68.000 | 68.000 | 68.000 | 67.500 | |
| | | 廿一年1932 | | | | | | | | | | | | | | | | | | | | |

上海太倉隆和京莊夏布之躉售市價
PRICE OF KIANGSU GRASS CLOTH
民國十四年至二十年
1925 - 1931

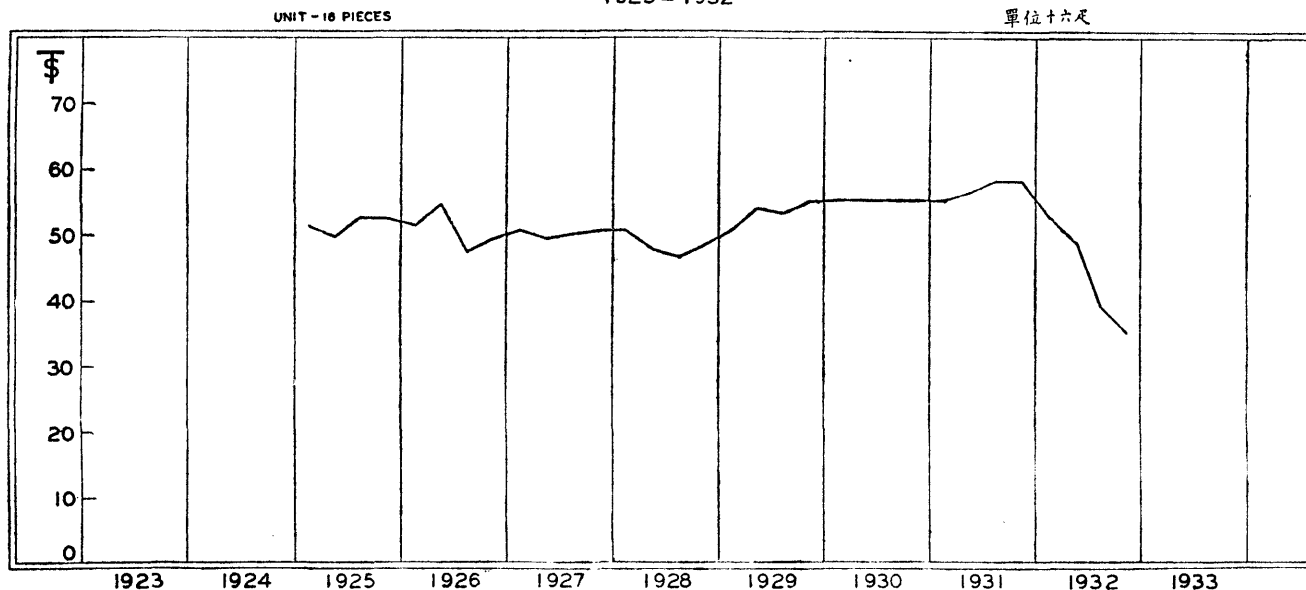


麻及麻製品 FLAX, HEMP AND JUTE GOODS

躉售市價(單位兩)—Wholesale Price (Shanghai Tls.)

| 名稱 Name | 單位 Unit | 年份 Year | 一月 Jan. | 二月 Feb. | 三月 March | 平均 Qrly. Average | 四月 April | 五月 May | 六月 June | 平均 Qrly. Average | 七月 July | 八月 Aug. | 九月 Sept. | 平均 Qrly. Average | 十月 Oct. | 十一月 Nov. | 十二月 Dec. | 平均 Qrly. Average | 總平均 Year's Average | | |
|--|------------------|------------|------------|------------|-------------|------------------------|-------------|-----------|------------|------------------------|------------|------------|-------------|------------------------|------------|-------------|-------------|------------------------|--------------------------|--------|--|
| 夏布, 瀏陽全絨慶 (湖南) Grass Cloth, Liu Yang (China) | 十六疋 16 Pieces | 十二年1923 | | | | | | | | | | | | | | | | | | | |
| | | 十三年1924 | | | | | | | | | | | | | | | | | | | |
| | | 十四年1925 | 51.200 | 51.000 | 51.000 | 51.067 | 51.000 | 48.000 | ... | 49.500 | 54.000 | 52.000 | 52.000 | 52.667 | 54.000 | 52.000 | 52.000 | 52.667 | 51.475 | | |
| | | 十五年1926 | 51.200 | 51.200 | 51.200 | 51.200 | 54.000 | 55.000 | ... | 54.500 | 45.000 | 45.000 | 52.000 | 47.333 | 51.000 | 51.000 | 46.000 | 49.333 | 50.592 | | |
| | | 十六年1927 | 51.000 | 49.000 | 51.200 | 50.400 | 50.000 | 50.000 | 48.000 | 49.333 | 50.000 | 50.000 | ... | 50.000 | 51.500 | 50.500 | 50.000 | 50.667 | 50.100 | | |
| | | 十七年1928 | 50.000 | 50.500 | 51.000 | 50.500 | 48.500 | 48.000 | 47.000 | 47.833 | 46.000 | 47.000 | 47.000 | 46.667 | 47.000 | 48.000 | 50.000 | 48.333 | 48.333 | | |
| | | 十八年1929 | 50.000 | 51.000 | ... | 50.500 | 53.000 | ... | 55.000 | 54.000 | 52.000 | 53.000 | 54.500 | 53.167 | 55.000 | 55.000 | 55.000 | 55.000 | 55.000 | 53.167 | |
| | | 十九年1930 | 55.000 | 55.000 | 55.000 | 55.000 | 55.000 | 55.000 | 55.000 | 55.000 | 55.000 | 55.000 | 55.000 | 55.000 | 55.000 | 55.000 | 55.000 | 55.000 | 55.000 | 55.000 | |
| | | 二十年1931 | 55.000 | 55.000 | 55.000 | 55.000 | 55.000 | 56.000 | 58.000 | 58.000 | 56.333 | 58.000 | 58.000 | 58.000 | 58.000 | 58.000 | 58.000 | 58.000 | 58.000 | 58.000 | |
| | | 廿一年1932 | ... | ... | 52.000 | 52.000 | 50.500 | 48.000 | 48.000 | 48.667 | 48.000 | 35.000 | 35.000 | 39.333 | 35.000 | 35.000 | 35.000 | 35.000 | 35.000 | 43.875 | |

上海湖南瀏陽夏布之躉售市價
PRICE OF LIU YANG GRASS CLOTH
民國十四年至廿一年
1925 - 1932

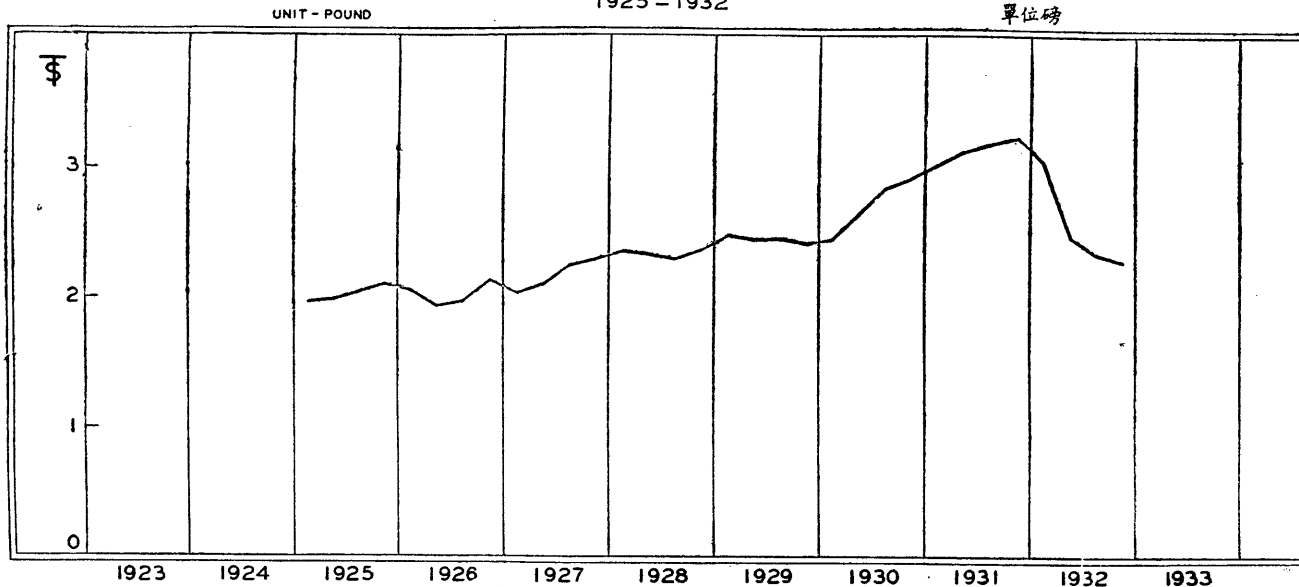


XVI 毛及毛製品 WOOL & WOOLLEN GOODS

躉售市價 (單位兩)—Wholesale Price (Shanghai Tls.)

| 名稱 Name | 單位 Unit | 年份 Year | 一月 Jan. | 二月 Feb. | 三月 March | 平均 Qrly. Average | 四月 April | 五月 May | 六月 June | 平均 Qrly. Average | 七月 July | 八月 Aug. | 九月 Sept. | 平均 Qrly. Average | 十月 Oct. | 十一月 Nov. | 十二月 Dec. | 平均 Qrly. Average | 總平均 Year's Average | | |
|--|------------|------------|------------|------------|-------------|------------------------|-------------|-----------|------------|------------------------|------------|------------|-------------|------------------------|------------|-------------|-------------|------------------------|--------------------------|--|--|
| 毛絨線, 蜜蜂牌 (英) Yarn, Knitting Bee Hive (Great Britain) | 磅 Pound | 十二年1923 | | | | | | | | | | | | | | | | | | | |
| | | 十三年1924 | | | | | | | | | | | | | | | | | | | |
| | | 十四年1925 | 1.975 | 1.975 | 1.925 | 1.958 | 1.975 | 2.000 | ... | 1.987 | 1.962 | 2.060 | 2.087 | 2.036 | 2.100 | 2.095 | 2.085 | 2.093 | 2.019 | | |
| | | 十五年1926 | 2.057 | 2.055 | 2.020 | 2.044 | 1.925 | 1.912 | 1.912 | 1.916 | 1.950 | 1.962 | 1.937 | 1.950 | 1.963 | 2.188 | 2.170 | 2.107 | 2.004 | | |
| | | 十六年1927 | 2.037 | 2.050 | 2.000 | 2.029 | 2.000 | 2.100 | 2.142 | 2.081 | 2.200 | 2.250 | 2.267 | 2.239 | 2.257 | 2.287 | 2.320 | 2.288 | 2.159 | | |
| | | 十七年1928 | 2.337 | 2.350 | 2.350 | 2.346 | 2.350 | 2.325 | 2.300 | 2.325 | 2.300 | 2.287 | 2.262 | 2.283 | 2.262 | 2.350 | 2.437 | 2.350 | 2.325 | | |
| | | 十八年1929 | 2.462 | 2.475 | 2.475 | 2.471 | 2.463 | 2.425 | ... | 2.444 | ... | ... | 2.445 | 2.445 | 2.413 | 2.425 | 2.363 | 2.400 | 2.440 | | |
| | | 十九年1930 | 2.363 | 2.413 | 2.525 | 2.434 | 2.583 | 2.638 | 2.688 | 2.638 | 2.775 | 2.838 | 2.888 | 2.834 | 2.905 | 2.900 | 2.918 | 2.908 | 2.704 | | |
| | | 二十年1931 | 2.955 | 3.025 | 3.100 | 3.027 | 3.100 | 3.125 | 3.138 | 3.121 | 3.150 | 3.188 | 3.250 | 3.196 | 3.250 | 3.250 | 3.188 | 3.229 | 3.143 | | |
| | | 廿一年1932 | 3.075 | ... | 2.975 | 3.025 | 2.400 | 2.450 | 2.500 | 2.450 | 2.425 | 2.363 | 2.213 | 2.334 | 2.250 | 2.288 | 2.313 | 2.284 | 2.523 | | |

英國蜜蜂牌毛絨線在滬之躉售市價
PRICE OF BRITISH BEEHIVE KNITTING YARN
民國十四年至廿一年
1925 - 1932

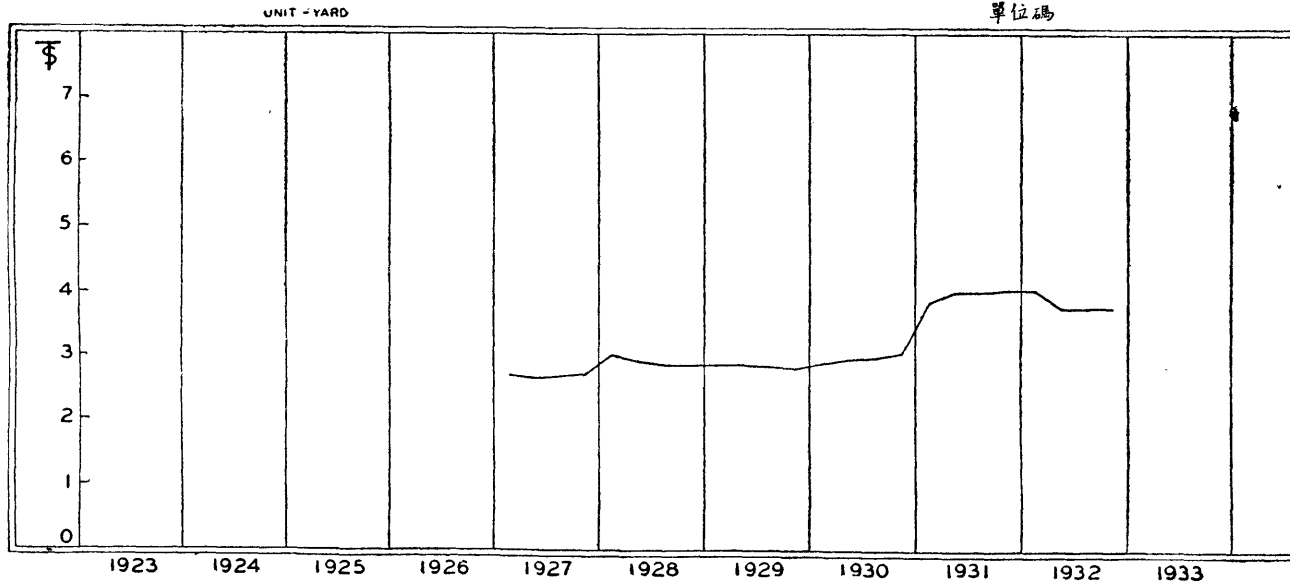


毛及毛製品 WOOL & WOOLLEN GOODS

躉售市價 (單位兩)—Wholesale Price (Shanghai Tls.)

| 名稱 Name | 單位 Unit | 年份 Year | 一月 Jan. | 二月 Feb. | 三月 March | 平均 Qrly. Average | 四月 April | 五月 May | 六月 June | 平均 Qrly. Average | 七月 July | 八月 Aug. | 九月 Sept. | 平均 Qrly. Average | 十月 Oct. | 十一月 Nov. | 十二月 Dec. | 平均 Qrly. Average | 總平均 Year's Average | | |
|---|------------|------------|------------|------------|-------------|------------------------|-------------|-----------|------------|------------------------|------------|------------|-------------|------------------------|------------|-------------|-------------|------------------------|--------------------------|-------|-------|
| 素嗶嘰,元莊 寬五十八吋,頭號 榮泰 (英) Serge, Black & Blue Black, 58" Wide, Wheen & Sons (Great Britain) | 碼 Yard | 十二年1923 | | | | | | | | | | | | | | | | | | | |
| | | 十三年1924 | | | | | | | | | | | | | | | | | | | |
| | | 十四年1925 | | | | | | | | | | | | | | | | | | | |
| | | 十五年1926 | | | | | | | | | | | | | | | | | | | |
| | | 十六年1927 | 2.725 | 2.700 | 2.675 | 2.700 | 2.675 | 2.650 | 2.667 | 2.664 | 2.700 | 2.700 | 2.675 | 2.692 | 2.737 | 2.737 | 2.737 | 2.737 | 2.737 | 2.698 | |
| | | 十七年1928 | 3.000 | 3.000 | 3.025 | 3.008 | 2.950 | 2.862 | 2.900 | 2.904 | 2.887 | 2.875 | 2.875 | 2.850 | 2.871 | 2.850 | 2.850 | 2.850 | 2.850 | 2.850 | 2.908 |
| | | 十八年1929 | 2.850 | 2.875 | 2.900 | 2.875 | 2.875 | 2.875 | 2.875 | 2.875 | 2.850 | 2.850 | 2.850 | 2.850 | 2.850 | 2.825 | 2.800 | 2.825 | 2.817 | 2.854 | |
| | | 十九年1930 | 2.825 | 2.913 | 2.950 | 2.896 | 2.950 | 2.950 | 2.963 | 2.954 | 2.988 | 3.000 | 3.000 | 3.000 | 2.996 | 3.050 | 3.050 | 3.075 | 3.058 | 2.976 | |
| | | 二十年1931 | 3.475 | 4.025 | 4.000 | 3.833 | 4.000 | 4.000 | 4.000 | 4.000 | 4.000 | 4.000 | 4.000 | 4.000 | 4.000 | 4.025 | 4.050 | 4.050 | 4.042 | 3.969 | |
| | | 廿一年1932 | 4.025 | ... | ... | 4.025 | 3.800 | 3.750 | 3.750 | 3.767 | 3.750 | 3.750 | 3.725 | 3.742 | 3.750 | 3.775 | 3.775 | 3.775 | 3.767 | 3.825 | |

英國榮泰元莊頭號素嗶嘰在滬躉售市價
PRICE OF BRITISH BLACK & BLUE BLACK SERGE
民國十六年至廿一年
1927 - 1932

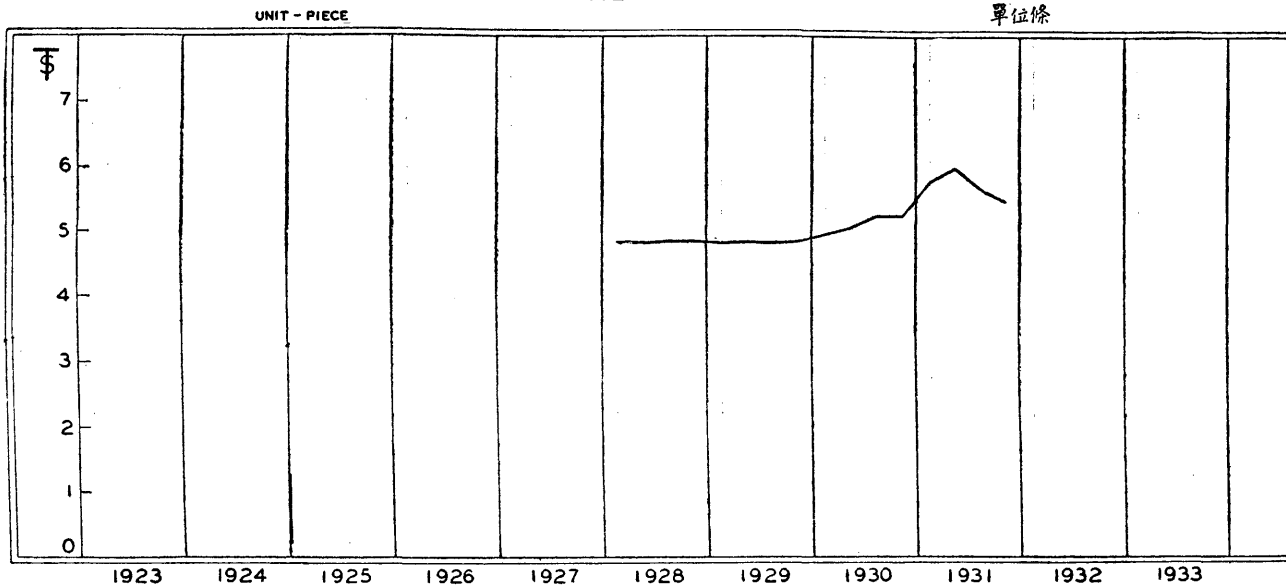


毛及毛製品 WOOL & WOOLLEN GOODS.

躉售市價 (單位兩)—Wholesale Price (Shanghai Tls')

| 名稱 Name | 單位 Unit | 年份 Year | 一月 Jan. | 二月 Feb. | 三月 March | 平均 Qrly. Average | 四月 April | 五月 May | 六月 June | 平均 Qrly. Average | 七月 July | 八月 Aug. | 九月 Sept. | 平均 Qrly. Average | 十月 Oct. | 十一月 Nov. | 十二月 Dec. | 平均 Qrly. Average | 總平均 Year's Average | | |
|--|------------|------------|------------|------------|-------------|------------------------|-------------|-----------|------------|------------------------|------------|------------|-------------|------------------------|------------|-------------|-------------|------------------------|--------------------------|-------|--|
| 白絨毯,三磅 順利 (德) Blankets, Woollen, White, 3 lbs., Shroff Son & Co. (Germany) | 條 Piece | 十二年1923 | | | | | | | | | | | | | | | | | | | |
| | | 十三年1924 | | | | | | | | | | | | | | | | | | | |
| | | 十四年1925 | | | | | | | | | | | | | | | | | | | |
| | | 十五年1926 | | | | | | | | | | | | | | | | | | | |
| | | 十六年1927 | | | | | | | | | | | | | | | | | | | |
| | | 十七年1928 | 4.837 | 4.837 | 4.800 | 4.825 | 4.875 | 4.800 | 4.800 | 4.825 | 4.875 | 4.875 | 4.800 | 4.850 | 4.825 | 4.875 | 4.875 | 4.858 | 4.840 | | |
| | | 十八年1929 | 4.800 | 4.875 | 4.800 | 4.825 | 4.800 | 4.838 | 4.875 | 4.838 | 4.875 | 4.800 | 4.800 | 4.825 | 4.800 | 4.875 | 4.900 | 4.858 | 4.836 | | |
| | | 十九年1930 | 4.950 | 5.000 | 5.000 | 4.983 | 5.100 | 5.000 | 5.125 | 5.075 | 5.250 | 5.250 | 5.250 | 5.250 | 5.250 | 5.250 | 5.250 | 5.300 | 5.267 | 5.144 | |
| | | 二十年1931 | 5.500 | 5.875 | 6.000 | 5.792 | 6.000 | 6.000 | 6.000 | 6.000 | 5.750 | 5.750 | 5.500 | 5.667 | 5.500 | 5.500 | 5.400 | 5.467 | 5.731 | | |
| | | 廿一年1932 | 5.400 | ... | 5.750 | 5.575 | 5.625 | 5.750 | 5.750 | 5.708 | 5.575 | 5.500 | 5.250 | 5.442 | 5.500 | 5.500 | 5.250 | 5.583 | 5.577 | | |

德國順利公司三磅白絨毯在滬之躉售市價
PRICE OF GERMAN WHITE WOOLLEN BLANKETS
民國十七年至廿一年
1928 - 1932

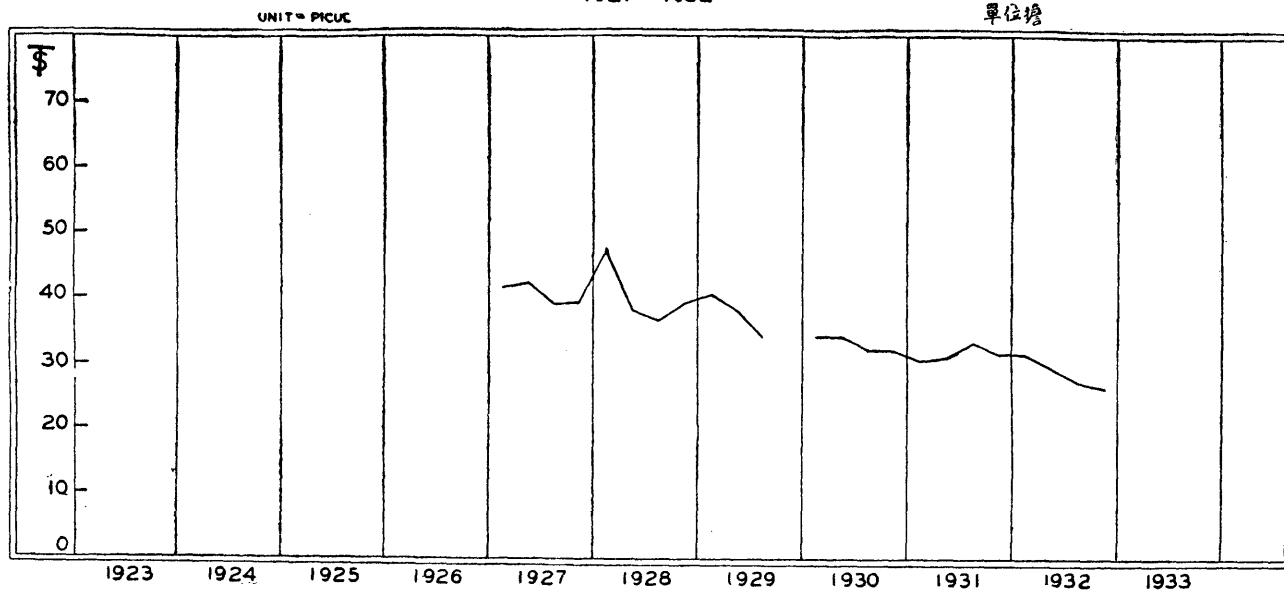


毛及毛製品 WOOL & WOOLLEN GOODS.

躉售市價 (單位兩)—Wholesale Price (Shanghai Tls.)

| 名稱 Name | 單位 Unit | 年份 Year | 一月 Jan. | 二月 Feb. | 三月 March | 平均 Qrly. Average | 四月 April | 五月 May | 六月 June | 平均 Qrly. Average | 七月 July | 八月 Aug. | 九月 Sept. | 平均 Qrly. Average | 十月 Oct. | 十一月 Nov. | 十二月 Dec. | 平均 Qrly. Average | 總平均 Year's Average | | |
|--|------------|------------|------------|------------|-------------|------------------------|-------------|-----------|------------|------------------------|------------|------------|-------------|------------------------|------------|-------------|-------------|------------------------|--------------------------|--------|--------|
| 綿羊毛,春毛 (山東) Wool, Sheep's Shantung (China) | 担 Picul | 十二年1923 | | | | | | | | | | | | | | | | | | | |
| | | 十三年1924 | | | | | | | | | | | | | | | | | | | |
| | | 十四年1925 | ... | ... | 45.000 | 45.000 | 60.000 | 48.000 | ... | 54.000 | | | | | | | | | | | |
| | | 十五年1926 | | | | | | | | | | | | | | | | | | | |
| | | 十六年1927 | 41.000 | 41.000 | 42.500 | 41.500 | 41.900 | 42.500 | 42.500 | 42.300 | 40.000 | 38.000 | 39.000 | 39.000 | 40.000 | 32.750 | 45.000 | 39.230 | 40.507 | | |
| | | 十七年1928 | 50.000 | 50.000 | 41.000 | 47.000 | 35.000 | 40.000 | 39.000 | 38.000 | 35.000 | 36.500 | 38.000 | 36.500 | 36.500 | 39.000 | 42.000 | 39.167 | 35.167 | | |
| | | 十八年1929 | 42.000 | 40.000 | 40.000 | 40.667 | 38.000 | 38.000 | 38.000 | 38.000 | 38.000 | 38.000 | 32.000 | 32.000 | 34.000 | | | | | | |
| | | 十九年1930 | 34.000 | 34.000 | 34.000 | 34.000 | 34.000 | 34.000 | 34.000 | 34.000 | 34.000 | 32.000 | 32.000 | 32.000 | 32.000 | 32.000 | 32.000 | 32.000 | 32.000 | 32.000 | 33.000 |
| | | 二十年1931 | 32.000 | 30.000 | 30.000 | 30.333 | 30.000 | 30.000 | 33.000 | 31.000 | 34.000 | 34.000 | 32.000 | 33.333 | 32.000 | 33.000 | 30.000 | 31.667 | 31.584 | | |
| | | 廿一年1932 | 32.000 | ... | 31.000 | 31.500 | 28.000 | 30.000 | 30.000 | 29.333 | 28.000 | 27.500 | 26.000 | 27.333 | 24.500 | 26.000 | 27.500 | 26.000 | 28.541 | | |

上海山東綿羊毛之躉售市價
PRICE OF SHANTUNG WOOL
民國十六年至廿一年
1927 - 1932



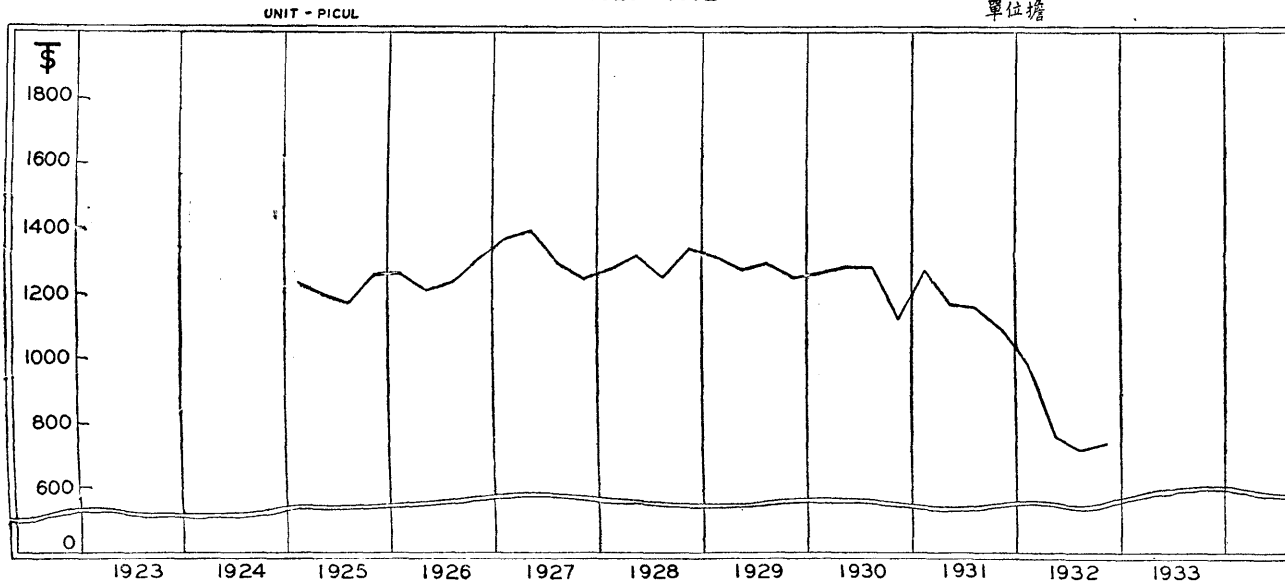
XVII 絲及織絲品 SILK & SILK GOODS

絲 SILK

躉售市價(單位兩)—Wholesale Price (Shanghai Tls.)

| 名稱 Name | 單位 Unit | 年份 Year | 一月 Jan. | 二月 Feb. | 三月 March | 平均 Qrly. Average | 四月 April | 五月 May | 六月 June | 平均 Qrly. Average | 七月 July | 八月 Aug. | 九月 Sept. | 平均 Qrly. Average | 十月 Oct. | 十一月 Nov. | 十二月 Dec. | 平均 Qrly. Average | 總平均 Year's Average | | |
|--|------------|------------|------------|------------|-------------|------------------------|-------------|-----------|------------|------------------------|------------|------------|-------------|------------------------|------------|-------------|-------------|------------------------|--------------------------|--|--|
| 滬白廠經，頭二號， 高等(上海) Silk, Raw, Steam Filature, 1st. & 2nd. Choice, 13/22 dens, Grand Double Extra Shanghai (China) | 担 Picul | 十二年1923 | | | | | | | | | | | | | | | | | | | |
| | | 十三年1924 | | | | | | | | | | | | | | | | | | | |
| | | 十四年1925 | 1,220,000 | 1,240,000 | 1,225,000 | 1,228,333 | 1,200,000 | ... | ... | 1,200,000 | 1,180,000 | 1,127,000 | 1,200,000 | 1,169,000 | 1,250,000 | ... | 1,270,000 | 1,260,000 | 1,214,333 | | |
| | | 十五年1926 | 1,265,000 | 1,260,000 | 1,260,000 | 1,261,667 | 1,220,000 | ... | 1,200,000 | 1,210,000 | ... | 1,200,000 | 1,275,000 | 1,237,000 | 1,450,000 | 1,330,000 | 1,370,000 | 1,383,000 | 1,272,917 | | |
| | | 十六年1927 | 1,370,000 | 1,332,500 | 1,400,000 | 1,367,500 | 1,400,000 | 1,350,000 | 1,332,500 | 1,396,250 | 1,297,500 | ... | ... | 1,297,500 | 1,250,000 | ... | 1,202,500 | 1,241,250 | 1,325,625 | | |
| | | 十七年1928 | 1,240,000 | 1,300,000 | 1,290,000 | 1,276,667 | 1,310,000 | 1,310,000 | 1,330,000 | 1,316,667 | 1,250,000 | ... | ... | 1,250,000 | ... | 1,335,000 | ... | 1,335,000 | 1,294,583 | | |
| | | 十八年1929 | 1,323,000 | 1,313,000 | 1,298,000 | 1,311,333 | 1,287,000 | 1,257,500 | 1,275,000 | 1,273,333 | 1,300,000 | 1,290,000 | 1,296,000 | 1,295,333 | 1,295,000 | 1,258,000 | 1,200,000 | 1,251,000 | 1,282,750 | | |
| | | 十九年1930 | 1,237,500 | 1,280,000 | 1,280,000 | 1,265,833 | 1,270,000 | 1,246,000 | 1,335,000 | 1,283,667 | 1,295,000 | 1,290,000 | 1,264,000 | 1,283,000 | 1,157,500 | 1,106,250 | 1,106,000 | 1,123,250 | 1,238,938 | | |
| | | 二十年1931 | 1,266,667 | 1,280,000 | 1,268,000 | 1,271,556 | 1,196,667 | 1,142,500 | 1,172,000 | 1,170,389 | 1,175,000 | 1,158,000 | 1,152,500 | 1,161,833 | 1,135,000 | 1,082,000 | 1,045,000 | 1,087,333 | 1,172,777 | | |
| | | 廿一年1932 | 1,007,500 | ... | 982,500 | 985,000 | 885,000 | 746,000 | 650,000 | 760,333 | 662,500 | 732,000 | 762,500 | 719,000 | 738,000 | 730,000 | 373,500 | 735,167 | 799,875 | | |

上海頭二號高等滬白廠絲經之躉售市價
PRICE OF SHANGHAI FIRST & SECOND CHOICE GRAND DOUBLE EXTRA RAW SILK
民國十四年至廿一年
1925-1932

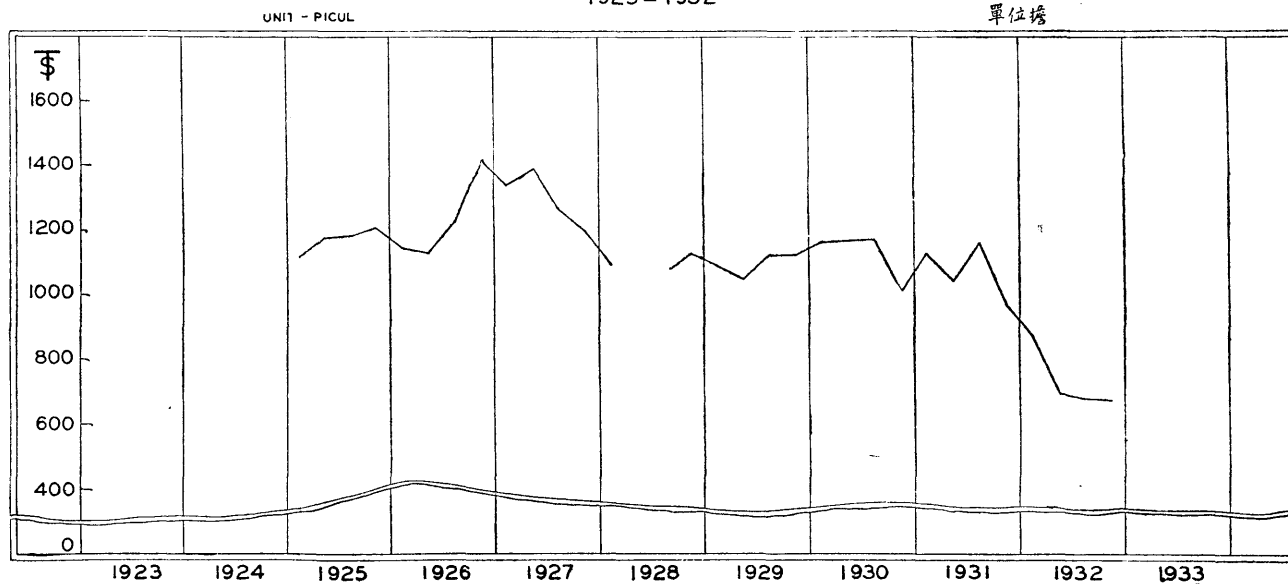


絲 SILK

躉售市價 (單位兩) — Wholesale Price (Shanghai Tls.)

| 名稱 Name | 單位 Unit | 年份 Year | 一月 Jan. | 二月 Feb. | 三月 March | 平均 Qlry. Average | 四月 April | 五月 May | 六月 June | 平均 Qlry. Average | 七月 July | 八月 Aug. | 九月 Sept. | 平均 Qlry. Average | 十月 Oct. | 十一月 Nov. | 十二月 Dec. | 平均 Qlry. Average | 總平均 Year's Average | | |
|---|------------|------------|------------|------------|-------------|------------------------|-------------|-----------|------------|------------------------|------------|------------|-------------|------------------------|------------|-------------|-------------|------------------------|--------------------------|--|--|
| 滬白廠絲, 頭二號, 上等(上海) Silk, Raw, Steam Filature, 1st & 2nd Choice, 13/22 dens, Grand A Shanghai (China) | 担 Picul | 十二年1923 | | | | | | | | | | | | | | | | | | | |
| | | 十三年1924 | | | | | | | | | | | | | | | | | | | |
| | | 十四年1925 | 1,120,000 | ... | ... | 1,120,000 | 1,170,000 | 1,190,000 | ... | 1,180,000 | ... | ... | 1,185,000 | 1,185,000 | 1,205,000 | 1,210,000 | ... | 1,207,500 | 1,173,125 | | |
| | | 十五年1926 | ... | 1,150,000 | ... | 1,150,000 | ... | 1,115,000 | 1,160,000 | 1,137,000 | 1,200,000 | 1,200,000 | 1,300,000 | 1,233,333 | 1,450,000 | 1,440,000 | 1,370,000 | 1,420,000 | 1,235,083 | | |
| | | 十六年1927 | 1,350,000 | 1,330,000 | ... | 1,340,000 | 1,460,000 | 1,380,000 | 1,335,625 | 1,391,875 | 1,285,000 | 1,250,000 | 1,175,000 | 1,270,000 | ... | ... | 1,200,000 | 1,200,000 | 1,300,468 | | |
| | | 十七年1928 | 1,030,000 | 1,127,500 | 1,170,000 | 1,099,167 | | | | | 1,067,500 | 1,065,000 | ... | 1,066,250 | ... | ... | 1,130,000 | 1,130,000 | | | |
| | | 十八年1929 | 1,100,000 | 1,100,000 | 1,085,000 | 1,095,000 | 1,042,500 | 1,037,500 | 1,082,500 | 1,054,167 | 1,100,000 | 1,105,000 | 1,164,000 | 1,123,000 | 1,185,000 | 1,118,000 | 1,082,000 | 1,128,333 | 1,100,125 | | |
| | | 十九年1930 | 1,140,000 | 1,180,000 | 1,180,000 | 1,166,667 | 1,170,000 | 1,136,000 | 1,200,000 | 1,168,667 | 1,185,000 | 1,193,000 | 1,154,000 | 1,177,333 | 1,060,000 | 982,500 | 986,000 | 1,009,500 | 1,130,542 | | |
| | | 二十年1931 | 1,120,000 | 1,130,000 | 1,140,000 | 1,130,000 | 2,066,667 | 1,005,000 | 1,066,000 | 1,045,889 | 1,070,000 | 1,158,000 | 1,152,500 | 1,161,833 | 1,030,000 | 984,000 | 912,500 | 975,500 | 1,078,305 | | |
| | | 廿一年1932 | 892,500 | ... | 860,000 | 876,250 | 782,500 | 686,000 | 627,500 | 698,667 | 635,000 | 682,000 | 722,500 | 679,833 | 702,000 | 657,500 | 657,500 | 672,333 | 731,770 | | |

上海頭二號上等滬白廠絲之躉售市價
PRICE OF SHANGHAI FIRST & SECOND CHOICE GRAND A RAW SILK
民國十四年至廿一年
1925 - 1932

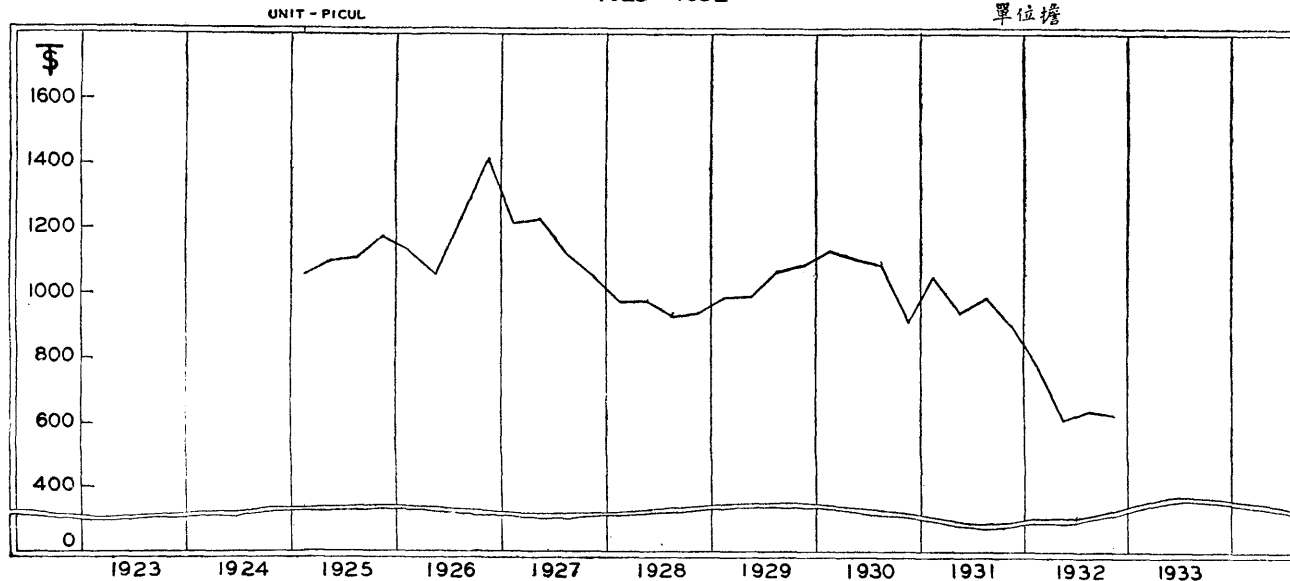


絲 SILK

躉售市價 (單位兩) — Wholesale Price (Shanghai Tls.)

| 名稱 Name | 單位 Unit | 年份 Year | 一月 Jan. | 二月 Feb. | 三月 March | 平均 Qrly. Average | 四月 April | 五月 May | 六月 June | 平均 Qrly. Average | 七月 July | 八月 Aug. | 九月 Sept. | 平均 Qrly. Average | 十月 Oct. | 十一月 Nov. | 十二月 Dec. | 平均 Qrly. Average | 總平均 Year's Average | | |
|--|------------|------------|------------|------------|-------------|------------------------|-------------|-----------|------------|------------------------|------------|------------|-------------|------------------------|------------|-------------|-------------|------------------------|--------------------------|--|--|
| 滬白廠絲, 頭二號, 中等 (上海) Silk, Raw, Steam Filature, 1st & 2nd Choice, 13/22 dens, Grand B Shanghai (China) | 担 Picul | 十二年1923 | | | | | | | | | | | | | | | | | | | |
| | | 十三年1924 | | | | | | | | | | | | | | | | | | | |
| | | 十四年1925 | 1,060.000 | ... | ... | 1,060.000 | 1,100.000 | ... | ... | 1,100.000 | 1,099.000 | 1,090.000 | 1,140.000 | 1,109.667 | 1,183.500 | 1,170.000 | 1,170.000 | 1,177.833 | 1,111.875 | | |
| | | 十五年1926 | ... | 1,130.000 | ... | 1,130.000 | 1,085.000 | 1,020.000 | 1,065.000 | 1,056.667 | 1,115.000 | 1,200.000 | 1,300.000 | 1,233.000 | 1,450.000 | 1,440.000 | 1,370.000 | 1,420.000 | 1,208.917 | | |
| | | 十六年1927 | ... | 1,220.000 | ... | 1,220.000 | 1,330.000 | 1,200.000 | 1,173.750 | 1,234.583 | 1,145.000 | 1,140.000 | 1,098.750 | 1,127.917 | 1,100.000 | 1,020.000 | 1,050.000 | 1,056.667 | 1,159.792 | | |
| | | 十七年1928 | 900.000 | 1,027.500 | 1,000.000 | 975.833 | ... | ... | 980.000 | 980.000 | ... | 930.000 | ... | 930.000 | ... | ... | 940.000 | 940.000 | 956.458 | | |
| | | 十八年1929 | 980.000 | 997.000 | 1,003.000 | 993.333 | 990.000 | 990.000 | 1,015.000 | 998.333 | 1,032.000 | 1,057.500 | 1,138.000 | 1,075.833 | 1,150.000 | 1,080.000 | 1,042.000 | 1,090.867 | 1,039.542 | | |
| | | 十九年1930 | 1,115.000 | 1,143.333 | 1,148.000 | 1,135.444 | 1,120.000 | 1,072.000 | 1,135.000 | 1,109.000 | 1,105.000 | 1,100.000 | 1,068.000 | 1,091.000 | 985.000 | 897.500 | 884.000 | 915.000 | 1,062.736 | | |
| | | 二十年1931 | 1,066.667 | 1,060.000 | 1,036.000 | 1,054.222 | 943.333 | 900.000 | 984.000 | 982.444 | 985.000 | 988.000 | 985.000 | 986.000 | 947.500 | 916.000 | 837.500 | 900.333 | 970.749 | | |
| | | 廿一年1932 | 792.500 | ... | 770.000 | 781.250 | 692.500 | 610.000 | 547.500 | 616.667 | 585.000 | 652.000 | 687.500 | 641.500 | 658.000 | 605.000 | 632.500 | 631.833 | 667.812 | | |

上海頭二號中等滬白廠絲經之躉售市價
 PRICE OF SHANGHAI FIRST & SECOND CHOICE GRAND B RAW SILK
 民國十四年至廿一年
 1925 - 1932

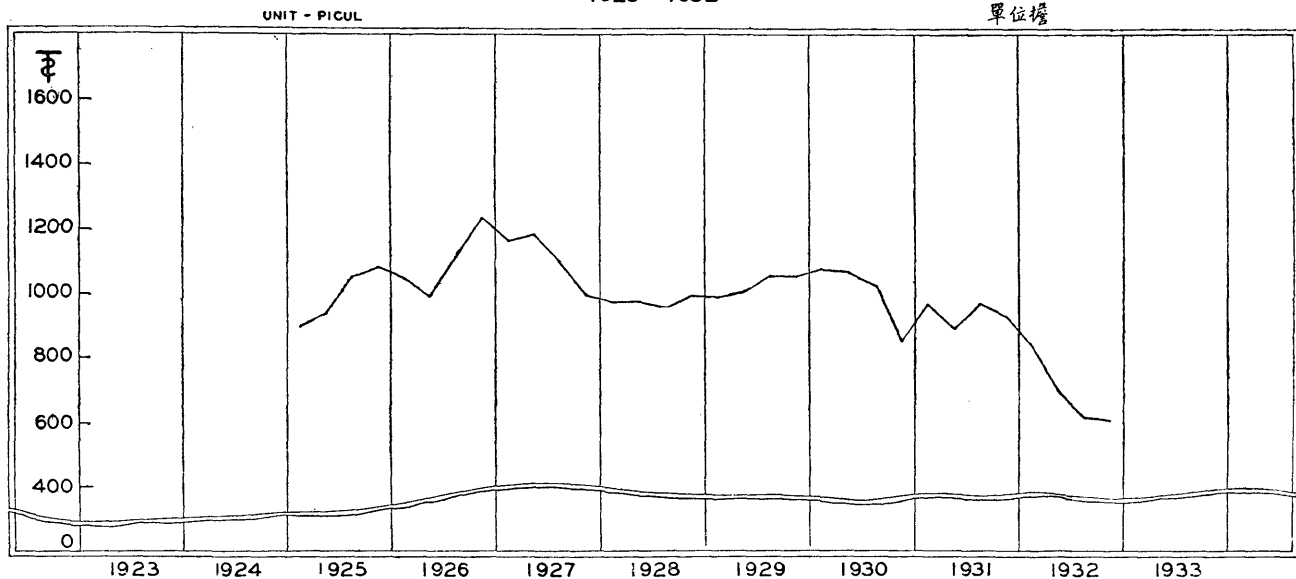


絲 SILK

躉售市價 (單位兩)—Wholesale Price (Shanghai Tls.)

| 名稱 Name | 單位 Unit | 年份 Year | 一月 Jan. | 二月 Feb. | 三月 March | 平均 Qrly. Average | 四月 April | 五月 May | 六月 June | 平均 Qrly. Average | 七月 July | 八月 Aug. | 九月 Sept. | 平均 Qrly. Average | 十月 Oct. | 十一月 Nov. | 十二月 Dec. | 平均 Qrly. Average | 總平均 Year's Average | | |
|---|------------|------------|------------|------------|-------------|------------------------|-------------|-----------|------------|------------------------|------------|------------|-------------|------------------------|------------|-------------|-------------|------------------------|--------------------------|--|--|
| 魯黃廠經, 頭二號, 上等 (山東) Silk, Raw, Shantung Filatures, 1st. & 2nd. Choice, 13/15 dens, Grand A, Fairy Class Shantung (China) | 担 Picul | 十二年1923 | | | | | | | | | | | | | | | | | | | |
| | | 十三年1924 | | | | | | | | | | | | | | | | | | | |
| | | 十四年1925 | ... | ... | 900.000 | 900.000 | 940.000 | ... | ... | 940.000 | ... | ... | 1,050.000 | 1,050.000 | ... | 1,080.000 | ... | 1,080.000 | 992.500 | | |
| | | 十五年1926 | 1,030.000 | 1,050.000 | 1,080.000 | 1,046.667 | 990.000 | ... | ... | 990.000 | 1,100.000 | 1,076.500 | 1,170.000 | 1,115.500 | ... | 1,250.000 | 1,225.000 | 1,237.500 | 1,097.416 | | |
| | | 十六年1927 | 1,175.000 | 1,150.000 | ... | 1,162.500 | 1,252.500 | ... | 1,120.000 | 1,186.250 | 1,120.000 | ... | 1,080.000 | 1,100.000 | 1,070.000 | 955.000 | 960.000 | 995.000 | 1,105.937 | | |
| | | 十七年1928 | 970.000 | 972.500 | 982.500 | 975.000 | 977.500 | ... | ... | 977.500 | ... | 935.000 | 970.000 | 952.500 | ... | 1,027.500 | 960.000 | 993.750 | 974.687 | | |
| | | 十八年1929 | 985.000 | 990.000 | 938.000 | 987.667 | 952.500 | ... | 1,063.333 | 1,007.917 | 1,046.000 | 1,045.000 | 1,071.000 | 1,054.000 | 1,093.000 | 1,060.000 | 1,013.000 | 1,055.333 | 1,026.229 | | |
| | | 十九年1930 | 1,051.250 | 1,090.000 | 1,090.009 | 1,077.083 | 1,085.000 | 1,032.500 | 1,086.667 | 1,068.056 | 1,045.000 | 1,020.000 | 1,000.000 | 1,021.667 | 898.750 | 835.000 | 830.000 | 854.583 | 1,005.347 | | |
| | | 二十年1931 | 963.333 | 980.000 | 964.000 | 969.111 | 896.667 | 867.500 | 912.500 | 892.222 | 977.500 | 972.000 | 965.000 | 971.500 | 947.500 | 922.000 | 900.000 | 923.167 | 939.000 | | |
| | | 廿一年1932 | 860.000 | ... | 817.500 | 838.750 | 792.500 | 702.000 | 590.000 | 694.833 | 585.000 | 588.000 | 650.000 | 606.000 | 628.000 | 580.000 | 585.000 | 597.667 | 684.312 | | |

上海山東頭二號上等魯黃廠絲經之躉售市價
PRICE OF SHANTUNG FIRST & SECOND CHOICE GRAND A RAW SILK
民國十四年至廿一年
1925 - 1932

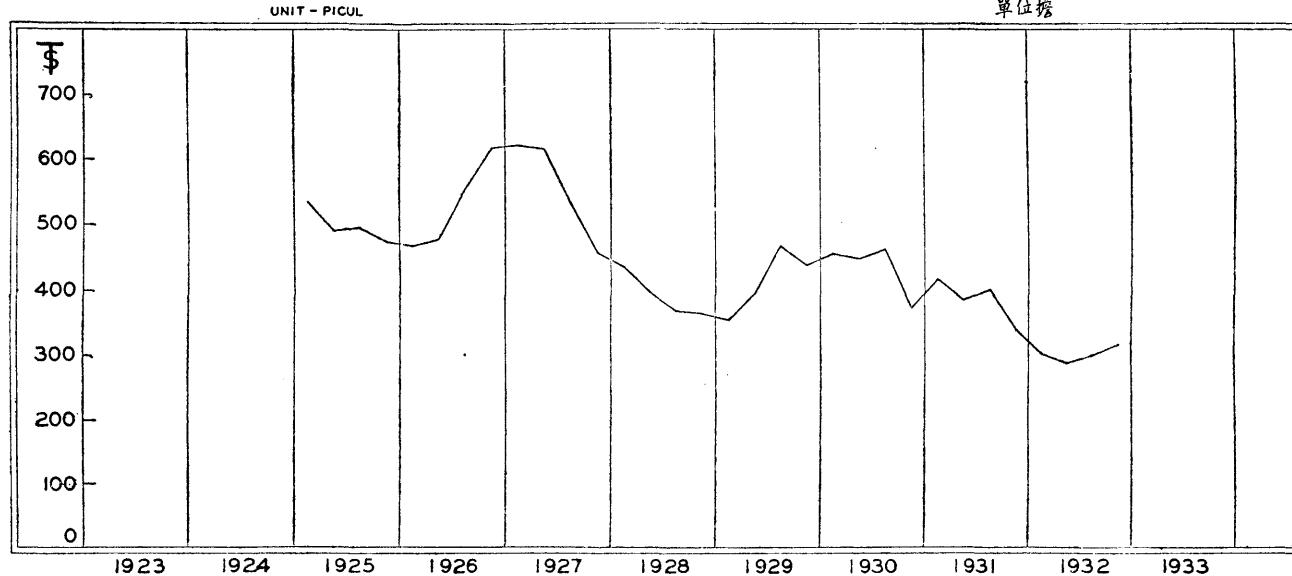


絲 SILK

躉售市價 (單位兩) — Wholesale Price (Shanghai Tls.)

| 名稱 Name | 單位 Unit | 年份 Year | 一月 Jan. | 二月 Feb. | 三月 March | 平均 Qrly. Average | 四月 April | 五月 May | 六月 June | 平均 Qrly. Average | 七月 July | 八月 Aug. | 九月 Sept. | 平均 Qrly. Average | 十月 Oct. | 十一月 Nov. | 十二月 Dec. | 平均 Qrly. Average | 總平均 Year's Average | | |
|--|------------|------------|------------|------------|-------------|------------------------|-------------|-----------|------------|------------------------|------------|------------|-------------|------------------------|------------|-------------|-------------|------------------------|--------------------------|--|--|
| 八兩灰經, 頭二號, 上等 (山東) Silk, Raw, Tussah Filature, 1st. & 2nd Choice, Extra A, Gold Bat Class Shantung (China) | 担 Picul | 十二年1923 | | | | | | | | | | | | | | | | | | | |
| | | 十三年1924 | | | | | | | | | | | | | | | | | | | |
| | | 十四年1925 | 550.000 | 525.000 | ... | 537.500 | 490.000 | ... | ... | 490.000 | 500.000 | 490.000 | ... | 495.000 | 485.000 | 469.000 | 465.000 | 473.000 | 498.875 | | |
| | | 十五年1926 | 445.000 | 480.000 | 475.000 | 466.667 | 475.000 | 470.000 | 490.000 | 478.333 | 570.000 | 550.000 | 550.000 | 556.667 | 600.000 | 610.000 | 650.000 | 620.000 | 530.416 | | |
| | | 十六年1927 | 620.000 | 615.000 | 632.500 | 622.500 | 605.000 | 600.000 | 650.000 | 618.333 | 550.000 | 535.000 | 509.167 | 531.389 | 500.833 | 471.700 | 398.333 | 456.955 | 557.294 | | |
| | | 十七年1928 | 445.833 | 434.167 | 420.000 | 433.333 | 405.000 | 390.000 | ... | 397.500 | 375.000 | 362.500 | 370.000 | 369.167 | 368.125 | 362.500 | 365.000 | 365.208 | 391.302 | | |
| | | 十八年1929 | 346.000 | 350.000 | 368.000 | 354.667 | 363.750 | 381.250 | 441.250 | 395.417 | 467.000 | 460.000 | 475.000 | 467.333 | 478.000 | 435.000 | 400.000 | 437.667 | 413.771 | | |
| | | 十九年1930 | 442.500 | 455.000 | 470.000 | 455.833 | 453.333 | 417.000 | 475.000 | 448.444 | 473.000 | 490.000 | 422.000 | 461.667 | 390.000 | 353.750 | 373.000 | 372.250 | 433.549 | | |
| | | 二十年1931 | 390.000 | 420.000 | 446.000 | 418.667 | 393.333 | 380.000 | 388.000 | 387.111 | 405.000 | 404.000 | 395.000 | 401.333 | 370.000 | 332.000 | 320.000 | 340.667 | 386.944 | | |
| | | 廿一年1932 | 305.000 | ... | 300.000 | 302.500 | 298.750 | 292.000 | 277.500 | 289.417 | 275.000 | 280.000 | 332.500 | 295.833 | 325.000 | 305.000 | 302.500 | 310.833 | 299.646 | | |

上海山東頭二號上等八兩灰絲經之躉售市價
PRICE OF SHANTUNG FIRST & SECOND CHOICE EXTRA A RAW SILK
民國十四年至廿一年
1925 - 1932

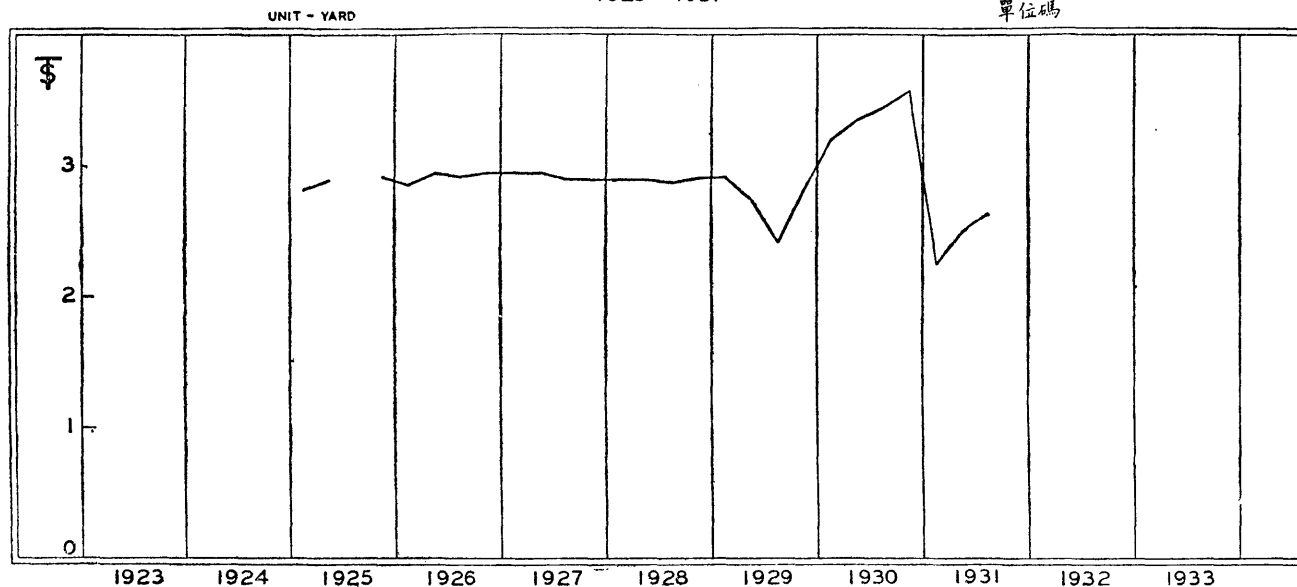


絲織品 SILK GOODS

躉售市價 (單位兩)—Wholesale Price (Shanghai Tls.)

| 名稱 Name | 單位 Unit | 年份 Year | 一月 Jan. | 二月 Feb. | 三月 March | 平均 Qrly. Average | 四月 April | 五月 May | 六月 June | 平均 Qrly. Average | 七月 July | 八月 Aug. | 九月 Sept. | 平均 Qrly. Average | 十月 Oct. | 十一月 Nov. | 十二月 Dec. | 平均 Qrly. Average | 總平均 Year's Average | | |
|---|------------|------------|------------|------------|-------------|------------------------|-------------|-----------|------------|------------------------|------------|------------|-------------|------------------------|------------|-------------|-------------|------------------------|--------------------------|-------|-------|
| 軟緞 (白) 寬卅一吋, (日) Satin, Liberty, White, 31" wide (Japan) | 碼 Yard | 十二年1923 | | | | | | | | | | | | | | | | | | | |
| | | 十三年1924 | | | | | | | | | | | | | | | | | | | |
| | | 十四年1925 | 2.800 | 2.833 | 2.850 | 2.828 | 2.900 | 2.887 | ... | 2.893 | | | | | | 2.912 | 2.925 | 2.900 | 2.912 | | |
| | | 十五年1926 | ... | 2.850 | 2.850 | 2.850 | 2.925 | 2.950 | 2.950 | 2.942 | 2.912 | 2.950 | 2.900 | 2.921 | 2.950 | 2.950 | 2.950 | 2.950 | 2.950 | 2.916 | |
| | | 十六年1927 | 2.950 | 2.950 | 2.950 | 2.950 | 2.950 | 2.950 | 2.950 | 2.950 | 2.950 | ... | ... | 2.900 | 2.900 | 2.900 | 2.900 | 2.900 | 2.900 | 2.925 | |
| | | 十七年1928 | 2.900 | 2.900 | 2.900 | 2.900 | 2.900 | 2.900 | 2.900 | ... | 2.900 | ... | 2.875 | 2.900 | 2.887 | 2.900 | 2.950 | 2.900 | 2.900 | 2.917 | 2.901 |
| | | 十八年1929 | 2.925 | 2.950 | 2.900 | 2.925 | 2.750 | ... | ... | 2.750 | ... | 2.450 | 2.400 | 2.425 | ... | 2.950 | 2.700 | 2.825 | 2.825 | 2.731 | |
| | | 十九年1930 | 3.150 | 3.200 | 3.250 | 3.200 | 3.250 | 3.350 | 3.450 | 3.350 | 3.450 | 3.450 | 3.450 | 3.450 | 3.450 | 3.450 | 3.650 | 3.650 | 3.583 | 3.396 | |
| | | 二十年1931 | 2.200 | 2.300 | 2.300 | 2.267 | 2.350 | 2.550 | 2.650 | 2.517 | 2.650 | 2.650 | 2.650 | 2.650 | 2.650 | | | | | | |
| | | 廿一年1932 | | | | | | | | | | | | | | | | | | | |

日本高島輕貨白軟緞在滬之躉售市價
PRICE OF JAPANESE WHITE SATIN LIBERTY
民國十四年至二十年
1925 - 1931

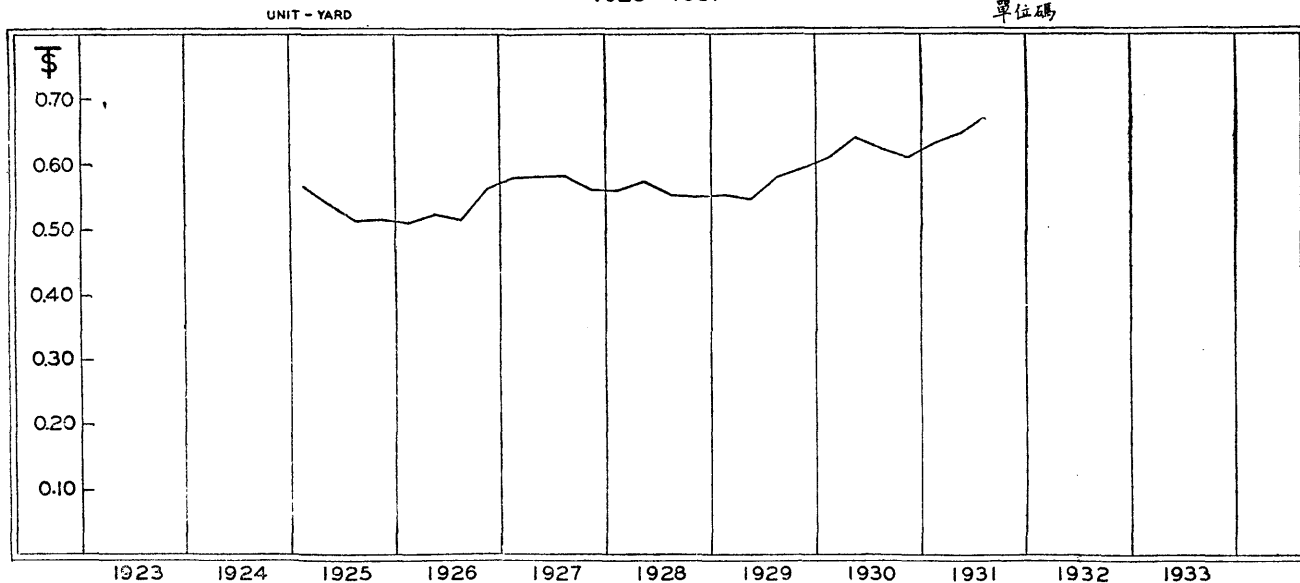


絲織品 SILK GOODS

躉售市價 (單位兩) — Wholesale Price (Shanghai Tls.)

| 名稱 Name | 單位 Unit | 年份 Year | 一月 Jan. | 二月 Feb. | 三月 March | 平均 Qrly. Average | 四月 April | 五月 May | 六月 June | 平均 Qrly. Average | 七月 July | 八月 Aug. | 九月 Sept. | 平均 Qrly. Average | 十月 Oct. | 十一月 Nov. | 十二月 Dec. | 平均 Qrly. Average | 總平均 Year's Average | | |
|--|------------|------------|------------|------------|-------------|------------------------|-------------|-----------|------------|------------------------|------------|-------------------|-------------|------------------------|------------|-------------|-------------|------------------------|--------------------------|--|--|
| 素東緞(元青,天 青,紅)長25碼,寬 36吋,天官綠印 (日本) Satin, Cotton & Silk, Plain, 36"x25 yds (Japan) | 碼 Yard | 十二年1923 | | | | | | | | | | | | | | | | | | | |
| | | 十三年1924 | | | | | | | | | | | | | | | | | | | |
| | | 十四年1925 | 0.582 | 0.568 | 0.552 | 0.567 | 0.542 | 0.535 | ... | 0.538 | 0.512 | 0.510 | 0.517 | 0.513 | 0.515 | 0.520 | 0.512 | 0.516 | 0.533 | | |
| | | 十五年1926 | 0.510 | 0.510 | 0.510 | 0.510 | 0.522 | 0.525 | 0.520 | 0.522 | 0.500 | 0.520 | 0.525 | 0.515 | 0.550 | 0.570 | 0.562 | 0.561 | 0.527 | | |
| | | 十六年1927 | 0.565 | 0.590 | 0.585 | 0.580 | 0.595 | 0.575 | 0.572 | 0.581 | 0.580 | 0.585 | 0.580 | 0.582 | 0.565 | 0.570 | 0.550 | 0.562 | 0.576 | | |
| | | 十七年1928 | 0.550 | 0.555 | 0.577 | 0.561 | 0.580 | 0.577 | 0.570 | 0.576 | 0.562 | 0.555 | 0.545 | 0.554 | 0.550 | 0.552 | 0.555 | 0.552 | 0.561 | | |
| | | 十八年1929 | 0.552 | 0.557 | 0.550 | 0.553 | 0.540 | 0.545 | 0.555 | 0.547 | 0.568 | 0.58 ² | 0.588 | 0.580 | 0.595 | 0.595 | 0.595 | 0.595 | 0.595 | | |
| | | 十九年1930 | 0.600 | 0.610 | 0.625 | 0.612 | 0.645 | 0.635 | 0.650 | 0.643 | 0.635 | 0.625 | 0.610 | 0.623 | 0.605 | 0.610 | 0.615 | 0.610 | 0.622 | | |
| | | 二十年1931 | 0.625 | 0.630 | 0.645 | 0.633 | 0.635 | 0.645 | 0.665 | 0.648 | 0.675 | 0.683 | 0.663 | 0.674 | | | | | | | |
| | | 廿一年1932 | | | | | | | | | | | | | | | | | | | |

日本天官綠印東緞在滬之躉售市價
PRICE OF JAPANESE PLAIN COTTON & SILK SATIN
民國十四年至二十年
1925—1931

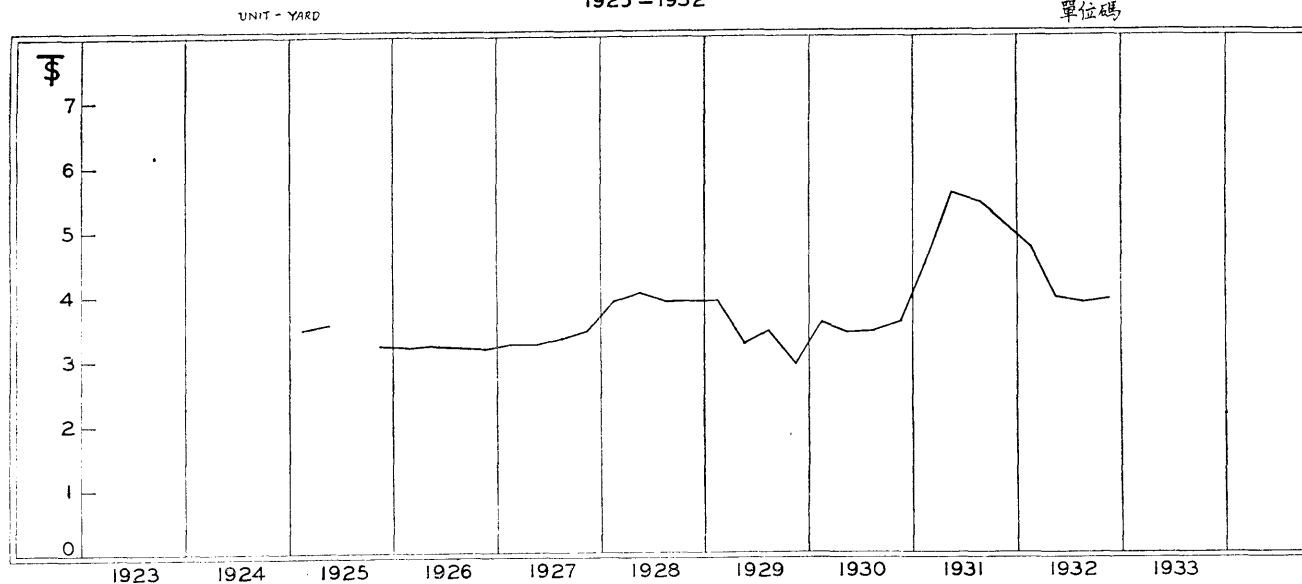


絲織品 SILK GOODS

躉售市價(單位兩)—Wholesale Price (Shanghai Tls.)

| 名稱 Name | 單位 Unit | 年份 Year | 一月 Jan. | 二月 Feb. | 三月 March | 平均 Qrly. Average | 四月 April | 五月 May | 六月 June | 平均 Qrly. Average | 七月 July | 八月 Aug. | 九月 Sept. | 平均 Qrly. Average | 十月 Oct. | 十一月 Nov. | 十二月 Dec. | 平均 Qrly. Average | 總平均 Year's Average | | | |
|--|------------|------------|------------|------------|-------------|------------------------|-------------|-----------|------------|------------------------|------------|------------|-------------|------------------------|------------|-------------|-------------|------------------------|--------------------------|-------|-------|--|
| 毛葛(素)長卅至卅 五碼,寬卅一呎, 華嘉(瑞士,法) Poplin, Silk & Wool, 31"x30/35 yds., Siber Hagner & Co. (Switzerland & France) | 碼 Yard | 十二年1923 | | | | | | | | | | | | | | | | | | | | |
| | | 十三年1924 | | | | | | | | | | | | | | | | | | | | |
| | | 十四年1925 | 3.650 | 3.400 | 3.450 | 3.500 | 3.567 | 3.575 | ... | 3.571 | | | | | | 3.300 | 3.200 | 3.275 | 3.258 | | | |
| | | 十五年1926 | ... | 3.200 | 3.225 | 3.212 | 3.250 | 3.250 | 3.237 | 3.246 | 3.200 | 3.225 | 3.225 | 3.217 | 3.250 | 3.200 | 3.200 | 3.200 | 3.200 | 3.219 | | |
| | | 十六年1927 | 3.250 | 3.250 | 3.250 | 3.250 | 3.250 | 3.250 | 3.250 | 3.250 | 3.250 | ... | ... | 3.350 | 3.350 | 3.450 | 3.450 | 3.450 | 3.450 | 3.450 | 3.325 | |
| | | 十七年1928 | 4.050 | 3.650 | 4.050 | 3.917 | 4.050 | ... | ... | 4.050 | ... | 4.000 | 3.850 | 3.925 | 4.050 | 3.850 | 3.850 | 3.850 | 3.917 | 3.952 | | |
| | | 十八年1929 | 3.850 | 4.050 | 3.850 | 3.917 | 3.250 | ... | ... | 3.250 | ... | 3.450 | 3.450 | 3.450 | 2.950 | 2.950 | 2.950 | 2.950 | 2.950 | 3.392 | | |
| | | 十九年1930 | 3.650 | 3.575 | 3.525 | 3.583 | 3.450 | 3.400 | ... | 3.425 | ... | 3.450 | 3.450 | 3.450 | 3.450 | 3.450 | 3.650 | 3.650 | 3.583 | 3.510 | | |
| | | 二十年1931 | 3.950 | 3.950 | 5.650 | 4.517 | 5.650 | 5.650 | 5.450 | 5.583 | 5.450 | 5.450 | 5.450 | 5.450 | 5.250 | 5.050 | 5.050 | 5.050 | 5.117 | 5.167 | | |
| | | 廿一年1932 | 4.850 | ... | 4.850 | 4.850 | 3.950 | 3.950 | 3.950 | 3.950 | 3.950 | 3.950 | 3.950 | 3.750 | 3.883 | 3.900 | 3.950 | 3.950 | 3.933 | 4.154 | | |

瑞士及法國毛葛在滬之躉售市價
PRICE OF SWISS & FRENCH SILK & WOOL POPLIN
民國十四年至廿一年
1925 - 1932

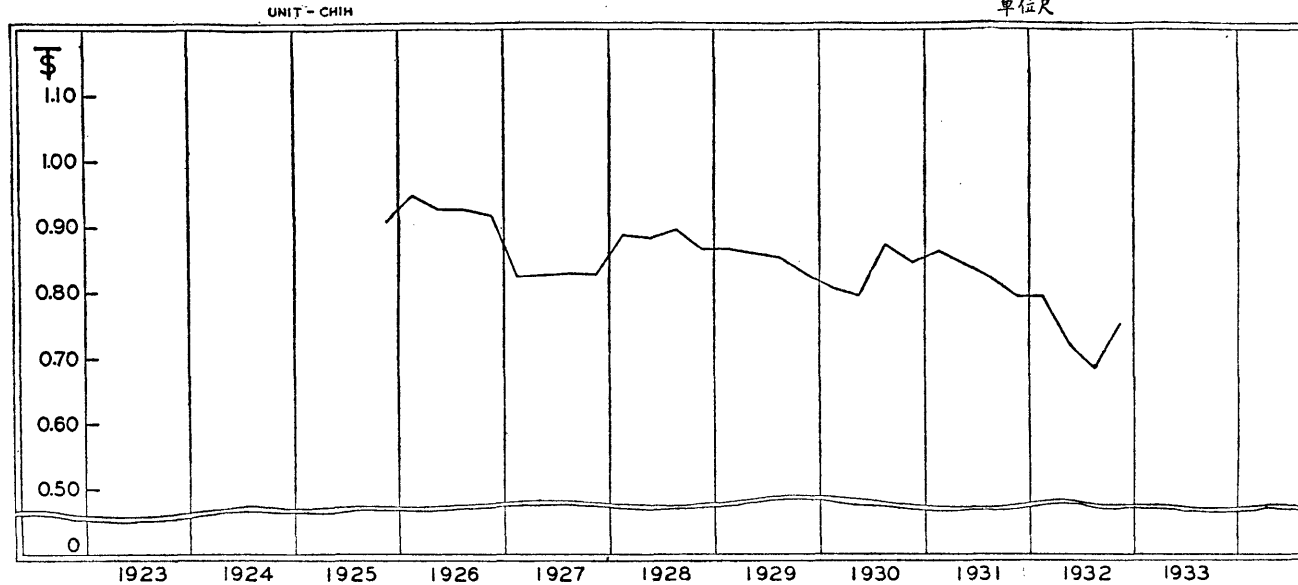


絲織品 SILK GOODS

躉售市價 (單位兩) — Wholesale Price (Shanghai Tls.)

| 名稱 Name | 單位 Unit | 年份 Year | 一月 Jan. | 二月 Feb. | 三月 March | 平均 Qrly. Average | 四月 April | 五月 May | 六月 June | 平均 Qrly. Average | 七月 July | 八月 Aug. | 九月 Sept. | 平均 Qrly. Average | 十月 Oct. | 十一月 Nov. | 十二月 Dec. | 平均 Qrly. Average | 總平均 Year's Average | | |
|--|--|------------|------------|------------|-------------|------------------------|-------------|-----------|------------|------------------------|------------|------------|-------------|------------------------|------------|-------------|-------------|------------------------|--------------------------|--|--|
| 素杭緞 (高元泰) Satin, Plain Hangchow (China) | 尺 Chih (1 chih = 1.050 foot) | 十二年1923 | | | | | | | | | | | | | | | | | | | |
| | | 十三年1924 | | | | | | | | | | | | | | | | | | | |
| | | 十四年1925 | | | | | | | | | | | | | | 0.900 | 0.900 | 0.920 | 0.907 | | |
| | | 十五年1926 | 0.910 | 0.950 | 0.980 | 0.947 | 0.930 | 0.930 | 0.920 | 0.927 | 0.935 | 0.915 | 0.935 | 0.928 | 0.910 | 0.920 | 0.920 | 0.917 | 0.930 | | |
| | | 十六年1927 | 0.825 | 0.820 | 0.820 | 0.822 | 0.830 | 0.830 | 0.815 | 0.825 | 0.800 | 0.840 | 0.845 | 0.828 | 0.840 | 0.825 | 0.820 | 0.828 | 0.826 | | |
| | | 十七年1928 | 0.880 | 0.885 | 0.900 | 0.888 | 0.890 | 0.890 | 0.870 | 0.883 | 0.900 | 0.910 | 0.885 | 0.898 | 0.875 | 0.865 | 0.865 | 0.868 | 0.884 | | |
| | | 十八年1929 | 0.860 | 0.845 | 0.900 | 0.868 | 0.870 | 0.850 | 0.860 | 0.860 | 0.870 | 0.860 | 0.830 | 0.853 | 0.850 | 0.820 | 0.815 | 0.828 | 0.852 | | |
| | | 十九年1930 | 0.805 | 0.805 | 0.815 | 0.808 | 0.805 | 0.790 | 0.795 | 0.797 | 0.880 | 0.875 | 0.860 | 0.872 | 0.855 | 0.850 | 0.840 | 0.848 | 0.831 | | |
| | | 二十年1931 | 0.845 | 0.865 | 0.880 | 0.863 | 0.865 | 0.845 | 0.820 | 0.843 | 0.830 | 0.826 | 0.812 | 0.823 | 0.814 | 0.813 | 0.796 | 0.808 | 0.834 | | |
| | | 廿一年1932 | 0.790 | ... | 0.798 | 0.794 | 0.767 | 0.703 | 0.697 | 0.722 | 0.678 | 0.681 | 0.705 | 0.688 | 0.743 | 0.764 | 0.749 | 0.752 | 0.739 | | |

上海高元泰素杭緞之躉售市價
PRICE OF HANGCHOW PLAIN SATIN
民國十四年至廿一年
1925 - 1932

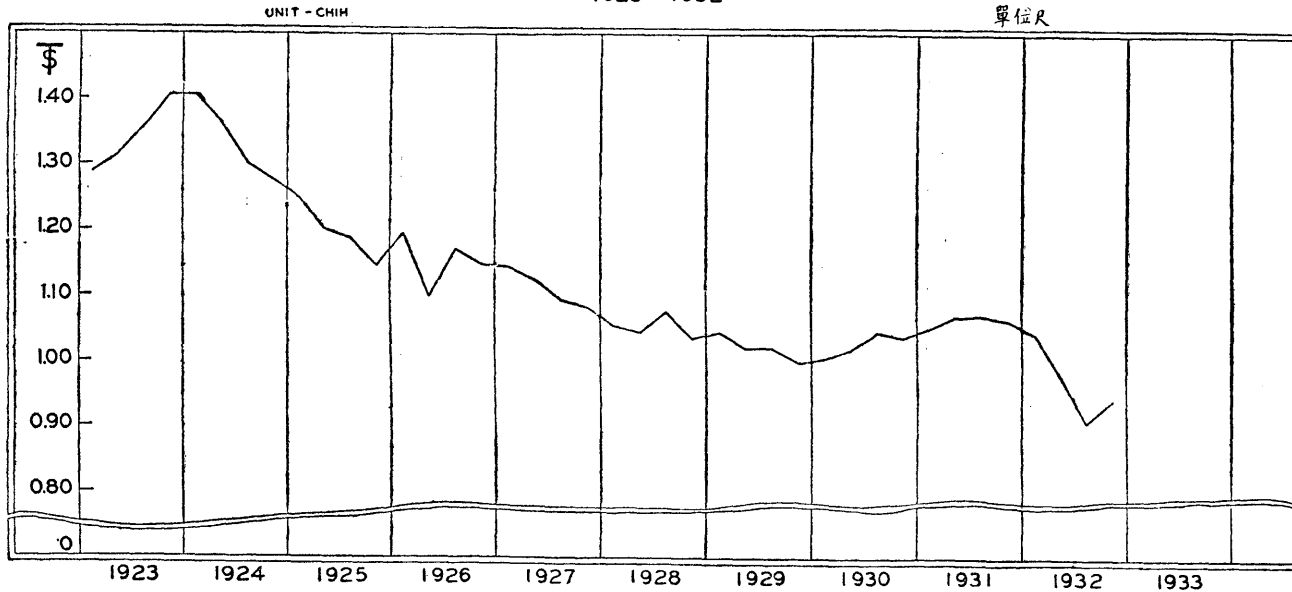


絲織品 SILK GOODS

躉售市價 (單位兩)—Wholesale Price (Shanghai Tls.)

| 名稱 Name | 單位 Unit | 年份 Year | 一月 Jan. | 二月 Feb. | 三月 March | 平均 Qrly. Average | 四月 April | 五月 May | 六月 June | 平均 Qrly. Average | 七月 July | 八月 Aug. | 九月 Sept. | 平均 Qrly. Average | 十月 Oct. | 十一月 Nov. | 十二月 Dec. | 平均 Qrly. Average | 總平均 Year's Average |
|--|------------|------------|------------|------------|-------------|------------------------|-------------|-----------|------------|------------------------|------------|------------|-------------|------------------------|------------|-------------|-------------|------------------------|--------------------------|
| 鐵機緞, 二尺二寸 純色 (高元泰) Satin, Figured Hangchow (China) | 碼 Yard | 十二年1923 | 1.280 | 1.280 | 1.300 | 1.287 | 1.320 | 1.300 | 1.320 | 1.313 | 1.350 | 1.350 | 1.370 | 1.357 | 1.410 | 1.410 | 1.400 | 1.407 | 1.341 |
| | | 十三年1924 | 1.410 | 1.410 | 1.400 | 1.407 | 1.380 | 1.380 | 1.330 | 1.363 | 1.320 | 1.300 | 1.280 | 1.300 | 1.280 | 1.280 | 1.260 | 1.273 | 1.336 |
| | | 十四年1925 | 1.250 | 1.240 | 1.260 | 1.250 | 1.230 | 1.200 | 1.180 | 1.203 | 1.160 | 1.195 | 1.215 | 1.190 | 1.180 | 1.160 | 1.100 | 1.147 | 1.197 |
| | | 十五年1926 | 1.100 | 1.215 | 1.280 | 1.198 | 1.180 | 1.220 | 1.170 | 1.100 | 1.180 | 1.175 | 1.165 | 1.173 | 1.130 | 1.150 | 1.170 | 1.150 | 1.155 |
| | | 十六年1927 | 1.155 | 1.150 | 1.135 | 1.147 | 1.140 | 1.120 | 1.120 | 1.127 | 1.110 | 1.090 | 1.090 | 1.097 | 1.100 | 1.080 | 1.080 | 1.087 | 1.115 |
| | | 十七年1928 | 1.060 | 1.055 | 1.055 | 1.057 | 1.055 | 1.040 | 1.045 | 1.047 | 1.055 | 1.140 | 1.040 | 1.078 | 1.035 | 1.040 | 1.040 | 1.038 | 1.055 |
| | | 十八年1929 | 1.040 | 1.045 | 1.055 | 1.047 | 1.030 | 1.020 | 1.020 | 1.023 | 1.030 | 1.040 | 1.000 | 1.023 | 1.000 | 1.000 | 1.000 | 1.000 | 1.023 |
| | | 十九年1930 | 1.000 | 1.005 | 1.015 | 1.007 | 1.020 | 1.020 | 1.020 | 1.020 | 1.050 | 1.050 | 1.040 | 1.047 | 1.040 | 1.040 | 1.040 | 1.040 | 1.029 |
| | | 二十年1931 | 1.045 | 1.055 | 1.060 | 1.053 | 1.050 | 1.080 | 1.080 | 1.070 | 1.075 | 1.073 | 1.065 | 1.071 | 1.076 | 1.060 | 1.057 | 1.064 | 1.064 |
| | | 廿一年1932 | 1.042 | ... | 1.045 | 1.044 | 1.018 | 0.966 | 0.940 | 0.975 | 0.924 | 0.894 | 0.898 | 0.905 | 0.933 | 0.948 | 0.941 | 0.941 | 0.966 |

上海高元泰純色鐵機緞之躉售市價
PRICE OF HANGCHOW FIGURED SATIN
民國十二年至廿一年
1923 - 1932

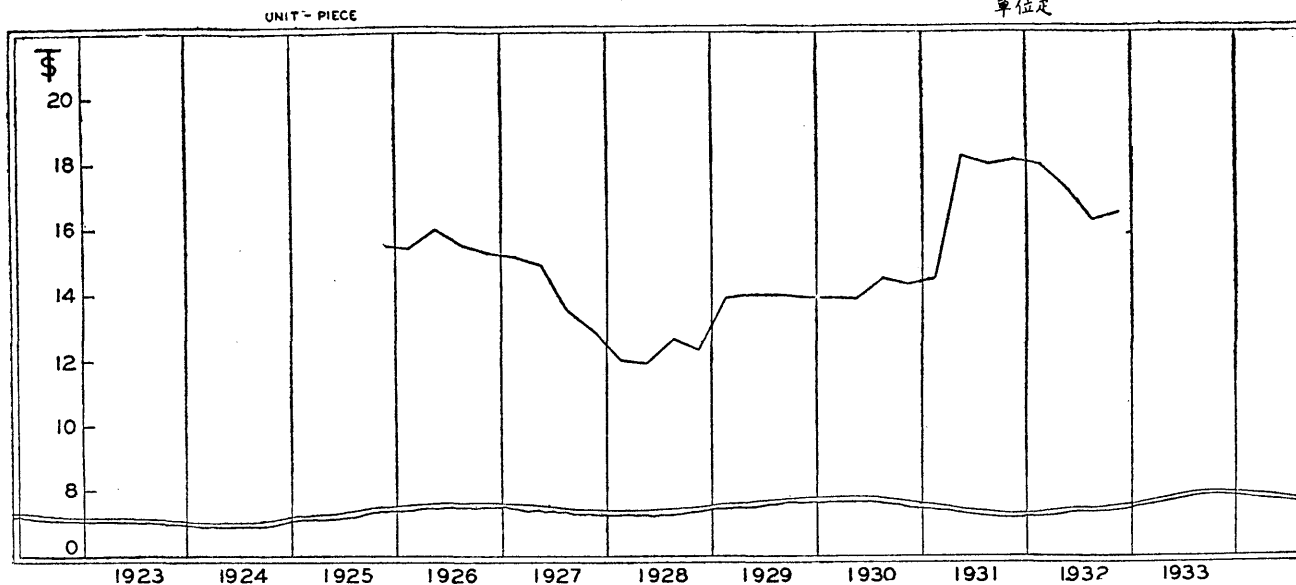


絲織品 SILK GOODS

躉售市價 (單位兩)—Wholesale Price (Shanghai Tls.)

| 名稱 Name | 單位 Unit | 年份 Year | 一月 Jan. | 二月 Feb. | 三月 March | 平均 Qrly. Average | 四月 April | 五月 May | 六月 June | 平均 Qrly. Average | 七月 July | 八月 Aug. | 九月 Sept. | 平均 Qrly. Average | 十月 Oct. | 十一月 Nov. | 十二月 Dec. | 平均 Qrly. Average | 總平均 Year's Average | | |
|--|------------|------------|------------|------------|-------------|------------------------|-------------|-----------|------------|------------------------|------------|------------|-------------|------------------------|------------|-------------|-------------|------------------------|--------------------------|--------|--|
| 華絲葛, 錦雲 (湖州) Damask Huchow (China) | 疋 Piece | 十二年1923 | | | | | | | | | | | | | | | | | | | |
| | | 十三年1924 | | | | | | | | | | | | | | | | | | | |
| | | 十四年1925 | | | | | | | | | | | | | | 15.500 | 15.500 | 15.500 | 15.500 | | |
| | | 十五年1926 | 15.500 | 15.250 | 15.500 | 15.417 | 16.000 | 16.000 | 16.000 | 16.000 | 16.000 | 15.500 | 15.500 | 15.500 | 15.500 | 15.350 | 15.200 | 15.200 | 15.250 | 15.542 | |
| | | 十六年1927 | 15.000 | 15.000 | 15.500 | 15.167 | 15.200 | 15.000 | 14.500 | 14.900 | 14.900 | 14.000 | 13.500 | 13.000 | 13.500 | 13.000 | 12.800 | 12.800 | 12.867 | 14.108 | |
| | | 十七年1928 | 12.000 | 12.000 | 12.000 | 12.000 | 12.000 | 11.750 | 12.000 | 11.917 | 12.250 | 12.750 | 13.000 | 12.667 | 12.500 | 12.400 | 12.150 | 12.350 | 12.233 | 12.233 | |
| | | 十八年1929 | 13.500 | 13.750 | 14.400 | 13.833 | 14.000 | 14.000 | 14.000 | 14.000 | 14.000 | 14.000 | 14.000 | 14.000 | 14.000 | 13.900 | 14.000 | 14.000 | 13.967 | 13.962 | |
| | | 十九年1930 | 13.750 | 14.000 | 14.000 | 13.917 | 14.000 | 13.650 | 14.000 | 13.883 | 14.500 | 14.500 | 14.500 | 14.500 | 14.500 | 14.500 | 14.500 | 14.000 | 14.333 | 14.158 | |
| | | 二十年1931 | 14.250 | 14.500 | 14.750 | 14.500 | 18.250 | 18.000 | 18.500 | 18.250 | 18.000 | 18.000 | 18.100 | 18.033 | 18.200 | 18.200 | 18.100 | 18.100 | 18.167 | 17.237 | |
| | | 廿一年1932 | 18.000 | ... | 18.500 | 18.000 | 17.750 | 17.000 | 17.000 | 17.250 | 16.000 | 16.250 | 16.500 | 16.250 | 16.500 | 16.500 | 16.350 | 16.450 | 16.987 | 16.987 | |

上海湖州錦雲華絲葛之躉售市價
PRICE OF HUCHOW DAMASK
民國十四年至廿一年
1925 - 1932

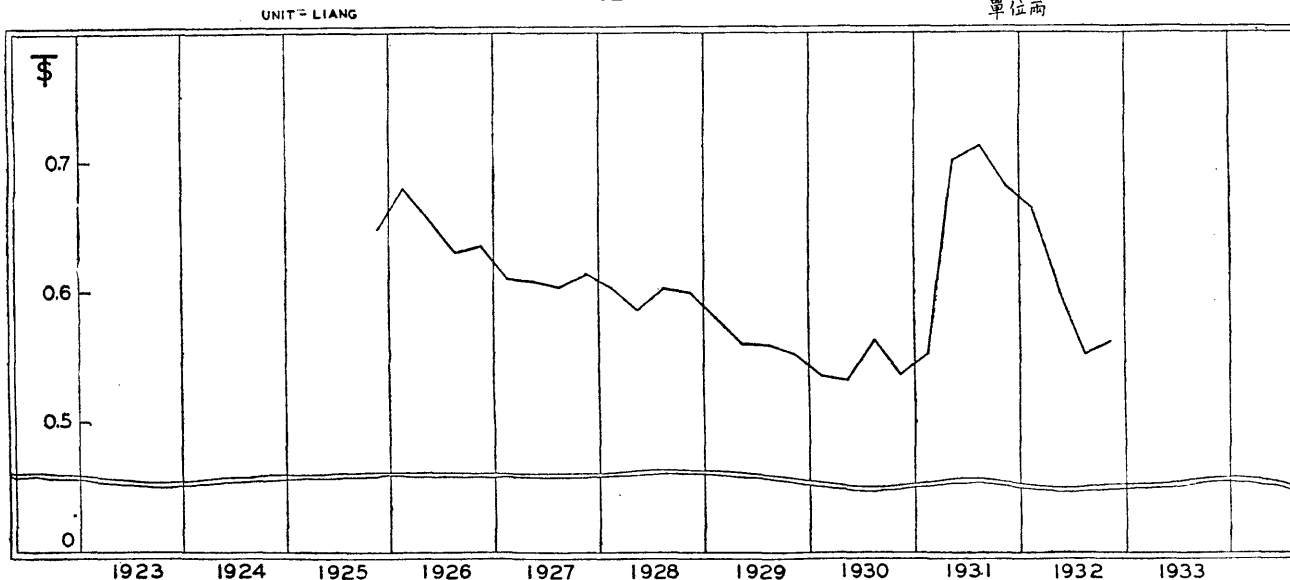


絲織品 SILK GOODS

躉售市價(單位兩)—Wholesale Price (Shanghai Tls.)

| 名稱 Name | 單位 Unit | 年份 Year | 一月 Jan. | 二月 Feb. | 三月 March | 平均 Qrly. Average | 四月 April | 五月 May | 六月 June | 平均 Qrly. Average | 七月 July | 八月 Aug. | 九月 Sept. | 平均 Qrly. Average | 十月 Oct. | 十一月 Nov. | 十二月 Dec. | 平均 Qrly. Average | 總平均 Year's Average | | | |
|--|--|------------|------------|------------|-------------|------------------------|-------------|-----------|------------|------------------------|------------|------------|-------------|------------------------|------------|-------------|-------------|------------------------|--------------------------|-------|--|--|
| 線春,本色潮分 (杭州) Damask Hangchow (China) | 兩 Liang (1 liang = 1.358 oz.) | 十二年1923 | | | | | | | | | | | | | | | | | | | | |
| | | 十三年1924 | | | | | | | | | | | | | | | | | | | | |
| | | 十四年1925 | | | | | | | | | | | | | | 0.650 | 0.660 | 0.630 | 0.647 | | | |
| | | 十五年1926 | 0.630 | 0.690 | 0.720 | 0.680 | 0.690 | 0.650 | 0.635 | 0.658 | 0.635 | 0.635 | 0.625 | 0.632 | 0.645 | 0.635 | 0.630 | 0.637 | 0.652 | | | |
| | | 十六年1927 | 0.615 | 0.610 | 0.610 | 0.612 | 0.620 | 0.610 | 0.600 | 0.610 | 0.605 | 0.600 | 0.610 | 0.605 | 0.625 | 0.615 | 0.615 | 0.617 | 0.611 | | | |
| | | 十七年1928 | 0.595 | 0.595 | 0.625 | 0.605 | 0.590 | 0.600 | 0.570 | 0.587 | 0.570 | 0.620 | 0.620 | 0.603 | 0.610 | 0.600 | 0.590 | 0.600 | 0.599 | | | |
| | | 十八年1929 | 0.590 | 0.570 | 0.580 | 0.580 | 0.560 | 0.560 | 0.560 | 0.560 | 0.565 | 0.560 | 0.555 | 0.560 | 0.565 | 0.550 | 0.540 | 0.540 | 0.552 | 0.562 | | |
| | | 十九年1930 | 0.528 | 0.535 | 0.545 | 0.536 | 0.540 | 0.530 | 0.530 | 0.533 | 0.570 | 0.570 | 0.550 | 0.563 | 0.540 | 0.540 | 0.510 | 0.537 | 0.542 | | | |
| | | 二十年1931 | 0.535 | 0.550 | 0.570 | 0.552 | 0.720 | 0.680 | 0.700 | 0.700 | 0.700 | 0.717 | 0.718 | 0.712 | 0.698 | 0.682 | 0.666 | 0.682 | 0.661 | 0.661 | | |
| | | 廿一年1932 | 0.661 | ... | 0.668 | 0.665 | 0.622 | 0.597 | 0.585 | 0.601 | 0.554 | 0.550 | 0.553 | 0.552 | 0.561 | 0.566 | 0.556 | 0.561 | 0.595 | | | |

上海杭州本色潮分線春之躉售市價
PRICE OF HANGCHOW DAMASK
民國十四年至廿一年
1925 - 1932

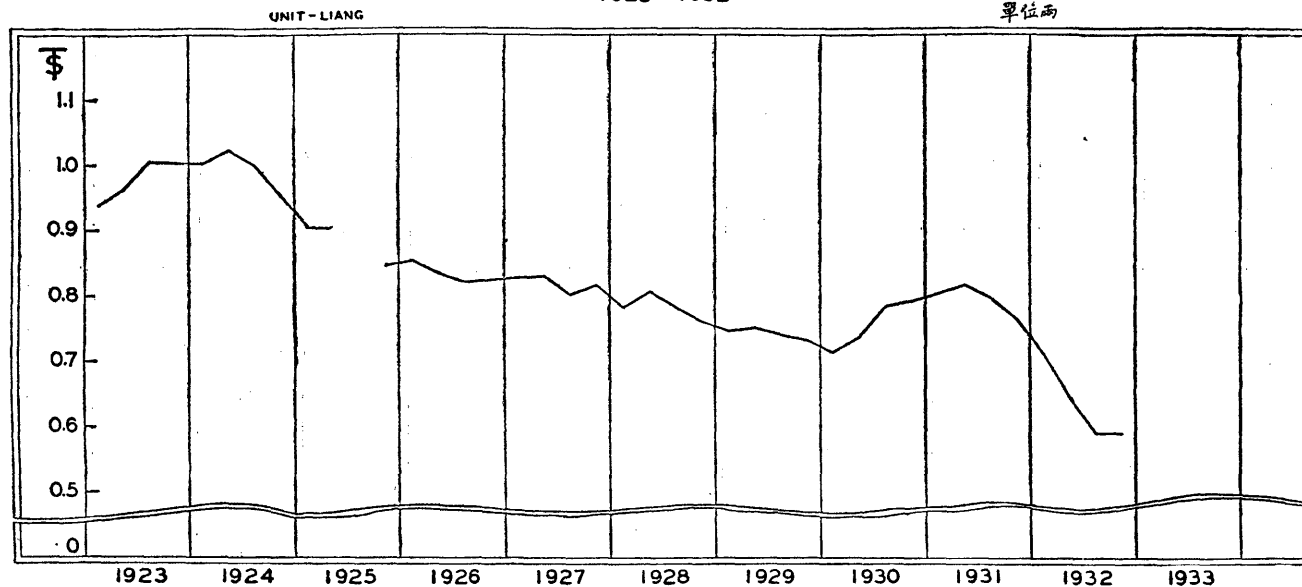


絲織品 SILK GOODS

躉售市價 (單位兩)—Wholesale Price (Shanghai Tls.)

| 名稱 Name | 單位 Unit | 年份 Year | 一月 Jan. | 二月 Feb. | 三月 March | 平均 Qrly. Average | 四月 April | 五月 May | 六月 June | 平均 Qrly. Average | 七月 July | 八月 Aug. | 九月 Sept. | 平均 Qrly. Average | 十月 Oct. | 十一月 Nov. | 十二月 Dec. | 平均 Qrly. Average | 總平均 Year's Average | |
|---|--|------------|------------|------------|-------------|------------------------|-------------|-----------|------------|------------------------|------------|------------|-------------|------------------------|------------|-------------|-------------|------------------------|--------------------------|-------|
| 湖縐,六九燥分 (湖州) Crape Huchow (China) | 兩 Liang (1 liang = 1.358 oz.) | 十二年1923 | 0.931 | 0.918 | 0.967 | 0.939 | 0.984 | 0.969 | 0.934 | 0.962 | 1.009 | 0.994 | 1.012 | 1.005 | 1.028 | 1.052 | 1.034 | 1.038 | 0.986 | |
| | | 十三年1924 | 1.038 | 1.032 | 1.059 | 1.043 | 1.058 | 0.978 | 1.031 | 1.022 | 1.004 | 1.023 | 0.975 | 1.001 | 0.984 | 0.961 | 0.914 | 0.953 | 1.005 | |
| | | 十四年1925 | 0.914 | 0.891 | 0.908 | 0.904 | 0.935 | 0.909 | 0.864 | 0.903 | | | | | | 0.850 | 0.841 | 0.846 | 0.846 | |
| | | 十五年1926 | 0.854 | 0.851 | 0.857 | 0.854 | 0.860 | 0.823 | 0.815 | 0.833 | 0.815 | 0.822 | 0.822 | 0.820 | 0.820 | 0.827 | 0.825 | 0.820 | 0.824 | 0.832 |
| | | 十六年1927 | 0.831 | 0.825 | 0.826 | 0.827 | 0.839 | 0.834 | 0.818 | 0.830 | 0.814 | 0.794 | 0.796 | 0.801 | 0.801 | 0.816 | 0.818 | 0.816 | 0.817 | 0.819 |
| | | 十七年1928 | 0.781 | 0.770 | 0.794 | 0.782 | 0.814 | 0.813 | 0.800 | 0.809 | ... | 0.790 | 0.778 | 0.784 | 0.784 | 0.773 | 0.760 | 0.751 | 0.761 | 0.784 |
| | | 十八年1929 | 0.739 | 0.747 | 0.762 | 0.749 | 0.761 | 0.748 | 0.745 | 0.751 | 0.746 | 0.747 | 0.734 | 0.742 | 0.742 | 0.735 | 0.737 | 0.723 | 0.732 | 0.743 |
| | | 十九年1930 | 0.700 | 0.711 | 0.727 | 0.713 | 0.735 | 0.736 | 0.736 | 0.736 | 0.778 | 0.788 | 0.788 | 0.785 | 0.785 | 0.801 | 0.792 | 0.783 | 0.792 | 0.756 |
| | | 二十年1931 | 0.788 | 0.802 | 0.824 | 0.805 | 0.829 | 0.818 | 0.808 | 0.818 | 0.798 | 0.798 | 0.797 | 0.798 | 0.798 | 0.782 | 0.773 | 0.736 | 0.764 | 0.796 |
| | | 廿一年1932 | 0.712 | ... | ... | 0.712 | 0.644 | 0.647 | 0.641 | 0.644 | 0.616 | 0.557 | 0.584 | 0.586 | 0.586 | 0.596 | 0.591 | 0.571 | 0.586 | 0.632 |

上海湖州六九燥分湖縐之躉售市價
PRICE OF HUCHOW CRAPE.
民國十二年至廿一年
1923 - 1932

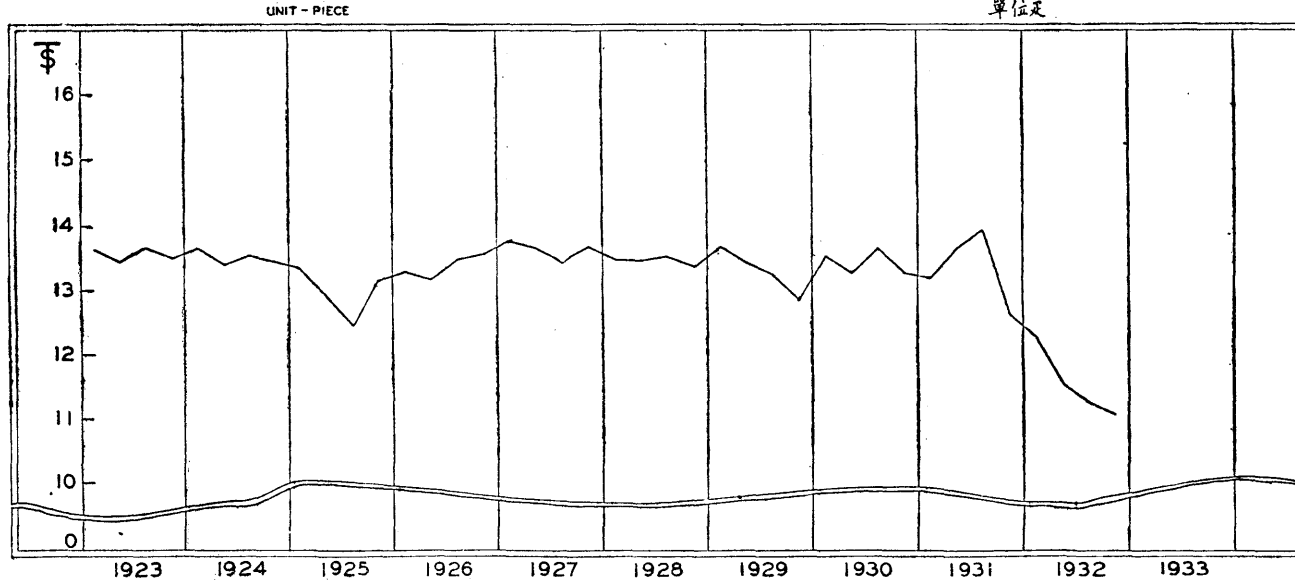


絲織品 SILK GOODS

躉售市價 (單位兩)—Wholesale Price (Shanghai Tls.)

| 名稱 Name | 單位 Unit | 年份 Year | 一月 Jan. | 二月 Feb. | 三月 March | 平均 Qrly. Average | 四月 April | 五月 May | 六月 June | 平均 Qrly. Average | 七月 July | 八月 Aug. | 九月 Sept. | 平均 Qrly. Average | 十月 Oct. | 十一月 Nov. | 十二月 Dec. | 平均 Qrly. Average | 總平均 Year's Average |
|--|------------|------------|------------|------------|-------------|------------------------|-------------|-----------|------------|------------------------|------------|------------|-------------|------------------------|------------|-------------|-------------|------------------------|--------------------------|
| 府綢,頭號(山東) Pongee Shantung (China) | 疋 Piece | 十二年1923 | 13.500 | 13.800 | 13.600 | 13.633 | 13.400 | 13.400 | 13.600 | 13.467 | 13.500 | 13.800 | 13.700 | 13.667 | 13.500 | 13.600 | 13.400 | 13.500 | 13.567 |
| | | 十三年1924 | 13.600 | 13.700 | 13.600 | 13.633 | 13.400 | 13.500 | 13.300 | 13.400 | 13.500 | 13.500 | 13.600 | 13.533 | 13.500 | 13.400 | 13.400 | 13.433 | 13.500 |
| | | 十四年1925 | 13.500 | 13.300 | 13.300 | 13.367 | 12.650 | 13.200 | 13.000 | 12.916 | 11.900 | 12.250 | 13.200 | 12.450 | 13.200 | 13.200 | 13.100 | 13.166 | 12.974 |
| | | 十五年1926 | 13.100 | 13.500 | 13.300 | 13.300 | 13.450 | 13.200 | 12.900 | 13.183 | 13.400 | 13.550 | 13.550 | 13.500 | 13.600 | 13.750 | 13.700 | 13.683 | 13.416 |
| | | 十六年1927 | 13.800 | 13.800 | 13.750 | 13.783 | 13.650 | 13.800 | 13.550 | 13.667 | 13.500 | 13.450 | 13.450 | 13.467 | 13.600 | 13.700 | 13.750 | 13.683 | 13.650 |
| | | 十七年1928 | 13.600 | 13.350 | 13.500 | 13.483 | 13.400 | 13.750 | 13.250 | 13.463 | 13.150 | 13.650 | 13.750 | 13.516 | 13.800 | 13.300 | 13.000 | 13.366 | 13.458 |
| | | 十八年1929 | 13.600 | 13.650 | 13.800 | 13.683 | 13.550 | 13.600 | 13.100 | 13.416 | 13.400 | 13.100 | 13.200 | 13.233 | 12.900 | 12.750 | 12.850 | 12.833 | 13.291 |
| | | 十九年1930 | 13.300 | 13.500 | 13.800 | 13.533 | 13.750 | 13.450 | 12.650 | 13.233 | 13.650 | 13.900 | 13.400 | 13.650 | 13.650 | 13.300 | 12.900 | 13.283 | 13.187 |
| | | 二十年1931 | 12.500 | 13.350 | 13.700 | 13.183 | 13.900 | 13.450 | 13.600 | 13.650 | 13.800 | 13.900 | 14.100 | 13.933 | 13.550 | 12.200 | 12.100 | 12.617 | 13.593 |
| | | 廿一年1932 | 12.250 | ... | ... | 12.250 | 11.650 | 11.500 | 11.500 | 11.550 | 11.350 | 11.000 | 11.500 | 11.233 | 11.600 | 11.150 | 10.550 | 11.100 | 11.546 |

上海頭號山東府綢之躉售市價
PRICE OF SHANTUNG PONGEE
民國十二年至廿一年
1923 - 1932

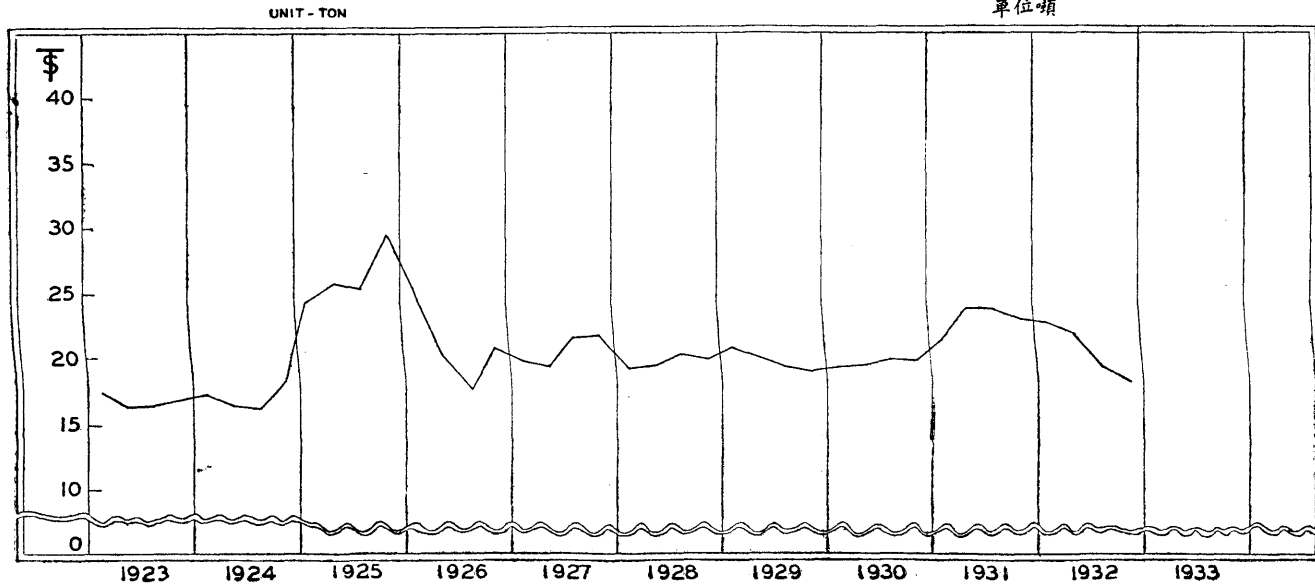


XVIII 煤 COAL

躉售市價 (單位兩)—Wholesale Price (Shanghai Tls.)

| 名稱 Name | 單位 Unit | 年份 Year | 一月 Jan. | 二月 Feb. | 三月 March | 平均 Qrly. Average | 四月 April | 五月 May | 六月 June | 平均 Qrly. Average | 七月 July | 八月 Aug. | 九月 Sept. | 平均 Qrly. Average | 十月 Oct. | 十一月 Nov. | 十二月 Dec. | 平均 Qrly. Average | 總平均 Year's Average | |
|--|------------|------------|------------|------------|-------------|------------------------|-------------|-----------|------------|------------------------|------------|------------|-------------|------------------------|------------|-------------|-------------|------------------------|--------------------------|--------|
| 白煤, 東京(安南) Anthracite, Hongay (Annam) | 噸 Ton | 十二年1923 | 17.500 | 17.750 | 17.200 | 17.483 | 16.500 | 16.406 | 15.885 | 16.264 | 16.312 | 16.375 | 16.350 | 16.346 | 16.281 | 16.969 | 17.150 | 16.800 | 16.723 | |
| | | 十三年1924 | 17.625 | 17.406 | 17.375 | 17.469 | 17.062 | 16.250 | 16.000 | 16.437 | 16.162 | 16.000 | 16.050 | 16.071 | 16.317 | 18.250 | 20.167 | 18.245 | 17.055 | |
| | | 十四年1925 | 22.167 | 24.750 | 26.167 | 24.361 | 25.833 | 25.900 | ... | 25.866 | 26.000 | 25.375 | 24.875 | 25.417 | 26.750 | 31.000 | 30.750 | 29.500 | 26.286 | |
| | | 十五年1926 | 29.000 | 25.000 | 22.375 | 25.458 | 21.250 | 20.375 | 18.750 | 20.125 | 17.375 | 17.250 | 18.125 | 17.583 | 19.750 | 21.000 | 21.250 | 20.667 | 20.958 | |
| | | 十六年1927 | 20.000 | 19.775 | 19.375 | 19.717 | 19.000 | 19.375 | 19.375 | 19.250 | 20.750 | 21.750 | 22.125 | 21.542 | 22.500 | 21.875 | 21.125 | 21.833 | 20.586 | |
| | | 十七年1928 | 20.375 | 18.750 | 18.000 | 19.042 | 18.875 | 19.525 | 19.675 | 19.358 | 20.000 | 20.375 | 20.000 | 20.125 | 19.625 | 19.850 | 20.000 | 19.825 | 19.588 | |
| | | 十八年1929 | 20.375 | 20.875 | 20.825 | 20.692 | 20.450 | 19.875 | 19.450 | 19.925 | 19.175 | 19.060 | 19.050 | 19.095 | 18.750 | 18.900 | 18.825 | 18.825 | 19.634 | |
| | | 十九年1930 | 18.850 | 19.175 | 19.080 | 19.035 | 19.225 | 19.350 | 19.500 | 19.358 | 19.600 | 19.725 | 20.000 | 19.775 | 19.825 | 19.375 | 19.775 | 19.658 | 19.457 | |
| | | 二十年1931 | 19.950 | 21.500 | 22.600 | 21.350 | 23.250 | 23.500 | 24.250 | 23.667 | 24.125 | 24.125 | 23.500 | 23.917 | 23.000 | 23.000 | 23.000 | 23.000 | 23.000 | 22.983 |
| | | 廿一年1932 | 22.750 | ... | 22.625 | 22.688 | 22.375 | 21.875 | 21.375 | 21.875 | 20.000 | 18.750 | 18.500 | 19.083 | 18.125 | 17.625 | 17.500 | 17.750 | 17.750 | 20.349 |

安南東京白煤在滬之躉售市價
PRICE OF ANNAM HONGAY ANTHRACITE
民國十二年至廿一年
1923-1932

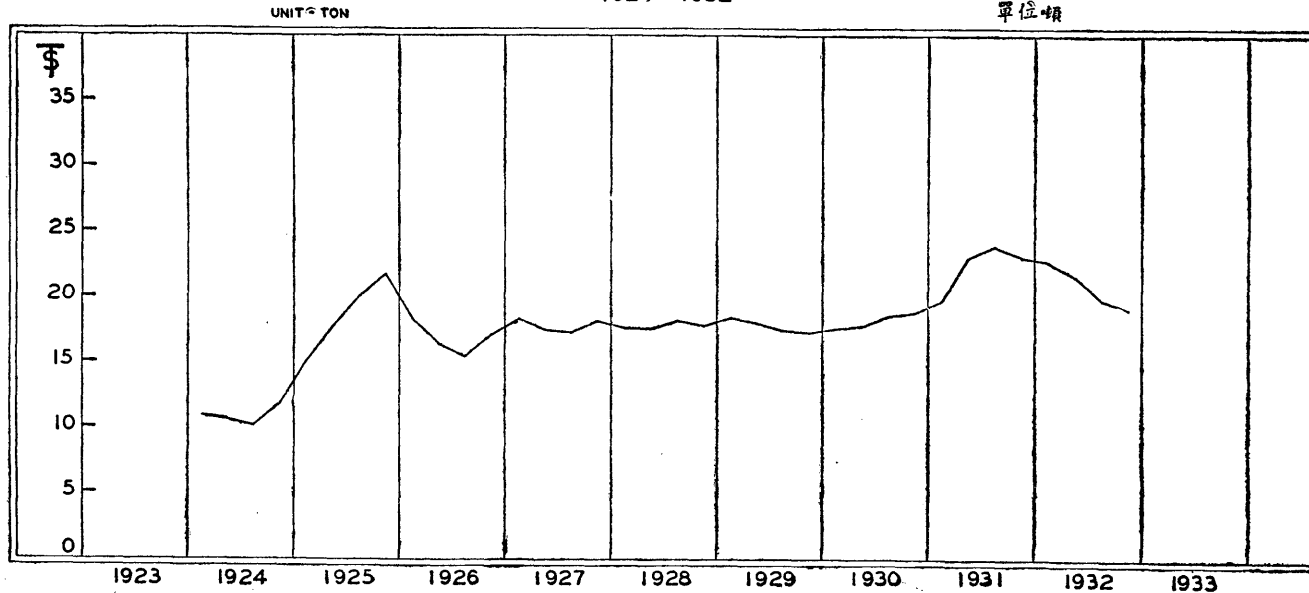


煤 COAL

躉售市價 (單位兩)—Wholesale Price (Shanghai Tls.)

| 名稱 Name | 單位 Unit | 年份 Year | 一月 Jan. | 二月 Feb. | 三月 March | 平均 Qrly. Average | 四月 April | 五月 May | 六月 June | 平均 Qrly. Average | 七月 July | 八月 Aug. | 九月 Sept. | 平均 Qrly. Average | 十月 Oct. | 十一月 Nov. | 十二月 Dec. | 平均 Qrly. Average | 總平均 Year's Average | |
|--|------------|------------|------------|------------|-------------|------------------------|-------------|-----------|------------|------------------------|------------|------------|-------------|------------------------|------------|-------------|-------------|------------------------|--------------------------|--------|
| 白煤,海防(安南) Anthracite, Haifong (Annam) | 噸 Ton | 十二年1923 | | | | | | | | | | | | | | | | | | |
| | | 十三年1924 | 11.281 | 10.750 | 10.625 | 10.885 | 10.750 | 10.750 | 10.470 | 10.657 | 10.100 | 10.000 | 10.188 | 10.096 | 10.750 | 11.683 | 12.850 | 11.761 | 10.850 | |
| | | 十四年1925 | 13.750 | 15.000 | 16.342 | 15.031 | 16.850 | 19.000 | ... | 17.925 | 20.200 | 19.875 | 20.250 | 20.108 | 21.275 | 22.250 | 21.875 | 21.800 | 18.716 | |
| | | 十五年1926 | 20.375 | 18.250 | 16.500 | 18.375 | 16.975 | 16.900 | 15.250 | 16.375 | 15.000 | 15.250 | 16.000 | 15.417 | 16.750 | 17.125 | 17.625 | 17.167 | 16.834 | |
| | | 十六年1927 | 18.750 | 18.125 | 17.625 | 18.167 | 17.500 | 17.350 | 17.000 | 17.283 | 19.000 | 17.250 | 17.875 | 18.042 | 18.375 | 18.500 | 18.275 | 18.383 | 17.969 | |
| | | 十七年1928 | 18.125 | 17.625 | 17.250 | 17.667 | 17.375 | 17.650 | 17.850 | 17.625 | 18.125 | 18.400 | 18.250 | 18.258 | 17.625 | 17.875 | 18.125 | 17.875 | 17.856 | |
| | | 十八年1929 | 18.350 | 18.475 | 18.375 | 18.400 | 18.200 | 18.050 | 17.825 | 18.025 | 17.550 | 17.475 | 17.475 | 17.500 | 17.350 | 17.450 | 17.375 | 17.392 | 17.829 | |
| | | 十九年1930 | 17.450 | 17.675 | 17.550 | 17.558 | 17.575 | 17.800 | 18.125 | 17.833 | 18.500 | 18.250 | 19.000 | 18.583 | 19.000 | 18.725 | 19.000 | 18.908 | 18.221 | |
| | | 二十年1931 | 19.250 | 19.750 | 20.750 | 19.917 | 22.375 | 23.125 | 23.750 | 23.083 | 24.000 | 24.250 | 23.750 | 24.000 | 23.250 | 23.000 | 23.000 | 23.000 | 23.083 | 22.520 |
| | | 廿一年1932 | 22.875 | ... | 22.875 | 22.875 | 22.250 | 21.625 | 21.125 | 21.667 | 20.375 | 19.875 | 19.575 | 19.942 | 19.250 | 18.625 | 19.250 | 19.042 | 20.881 | |

安南海防白煤在躉之躉售市價
PRICE OF ANNAM ANTHRACITE
民國十三年至廿一年
1924 - 1932

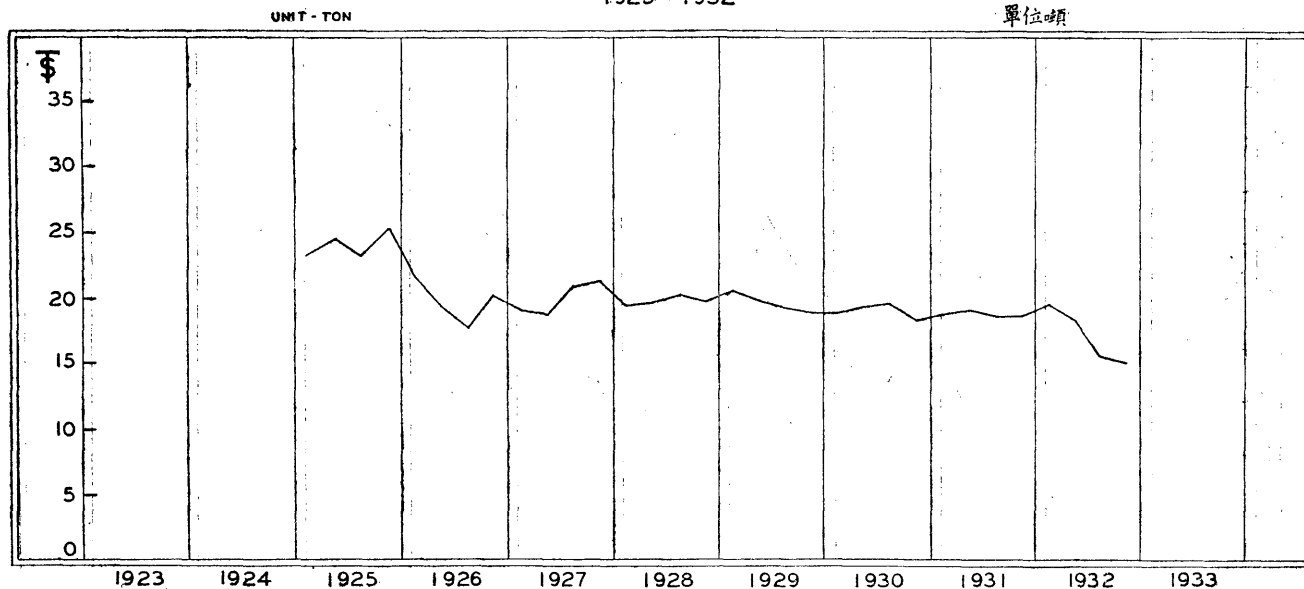


煤 COAL

躉售市價 (單位兩) — Wholesale Price (Shanghai Tls.)

| 名稱 Name | 單位 Unit | 年份 Year | 一月 Jan. | 二月 Feb. | 三月 March | 平均 Qrly. Average | 四月 April | 五月 May | 六月 June | 平均 Qrly. Average | 七月 July | 八月 Aug. | 九月 Sept. | 平均 Qrly. Average | 十月 Oct. | 十一月 Nov. | 十二月 Dec. | 平均 Qrly. Average | 總平均 Year's Average | | |
|--|------------|------------|------------|------------|-------------|------------------------|-------------|-----------|------------|------------------------|------------|------------|-------------|------------------------|------------|-------------|-------------|------------------------|--------------------------|--|--|
| 白煤 (山西) Anthracite Shansi (China) | 噸 Ton | 十二年1923 | | | | | | | | | | | | | | | | | | | |
| | | 十三年1924 | | | | | | | | | | | | | | | | | | | |
| | | 十四年1925 | 22.000 | 24.000 | 24.000 | 23.333 | 24.350 | 24.500 | ... | 24.425 | 24.000 | 23.500 | 22.500 | 23.333 | 24.000 | 26.500 | 25.875 | 25.458 | 24.137 | | |
| | | 十五年1926 | 23.500 | 21.500 | 20.525 | 21.842 | 20.750 | 20.000 | 17.625 | 19.458 | 16.875 | 17.125 | 18.875 | 17.625 | 20.000 | 20.500 | 20.000 | 20.167 | 19.773 | | |
| | | 十六年1927 | 19.500 | 19.125 | 18.750 | 19.125 | 18.125 | 19.000 | 19.125 | 18.750 | 20.250 | 21.000 | 21.625 | 20.958 | 21.750 | 21.500 | 21.000 | 21.417 | 20.063 | | |
| | | 十七年1928 | 20.250 | 19.250 | 19.000 | 19.500 | 19.375 | 19.675 | 19.875 | 19.642 | 20.125 | 20.500 | 20.350 | 20.325 | 19.775 | 19.950 | 20.000 | 19.908 | 19.844 | | |
| | | 十八年1929 | 12.250 | 20.625 | 20.775 | 20.550 | 20.500 | 19.875 | 19.550 | 19.975 | 19.250 | 19.175 | 19.250 | 19.225 | 19.050 | 18.950 | 18.750 | 18.917 | 19.667 | | |
| | | 十九年1930 | 18.825 | 19.075 | 18.980 | 18.960 | 19.100 | 19.350 | 19.500 | 19.317 | 19.500 | 19.700 | 19.700 | 19.633 | 18.750 | 18.000 | 18.000 | 18.250 | 19.290 | | |
| | | 二十年1931 | 18.375 | 19.125 | 19.000 | 18.833 | 19.375 | 19.125 | 18.900 | 19.133 | 18.750 | 18.550 | 18.325 | 18.542 | 18.125 | 18.375 | 19.250 | 18.583 | 18.773 | | |
| | | 廿一年1932 | 19.625 | ... | 19.625 | 19.625 | 19.125 | 18.250 | 17.500 | 18.292 | 16.250 | 15.375 | 14.875 | 15.500 | 14.750 | 15.125 | 15.000 | 14.958 | 17.094 | | |

上海山西白煤之躉售市價
PRICE OF SHANSI ANTHRACITE
民國十四年至廿一年
1925 - 1932

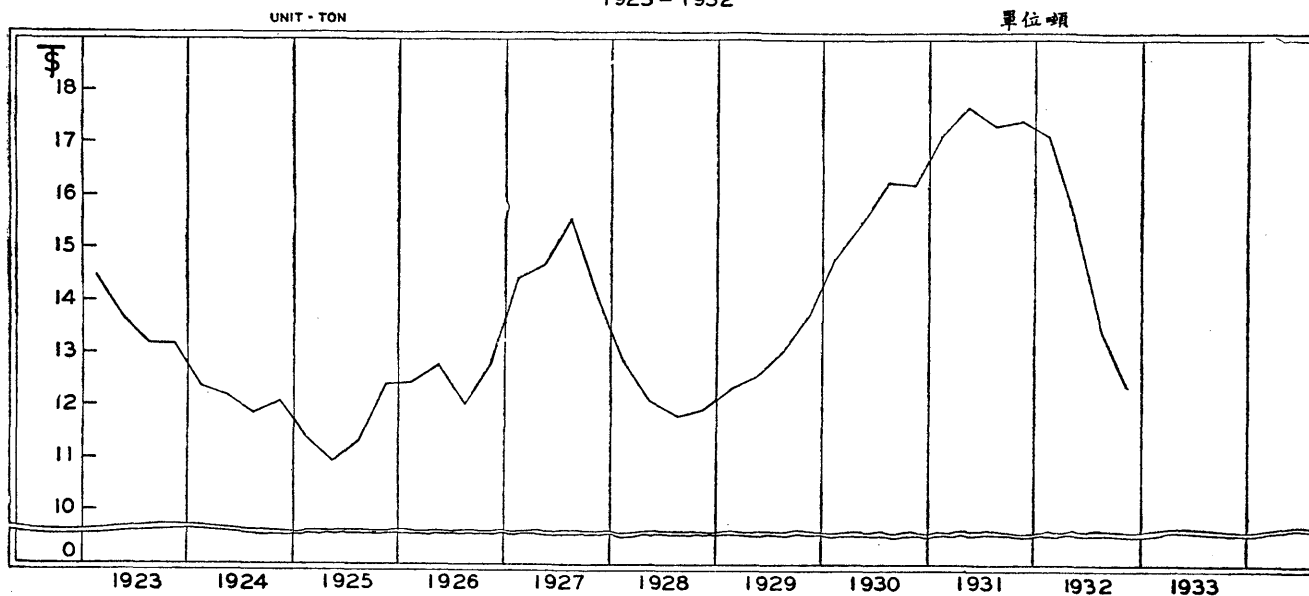


煤 COAL

躉售市價(單位兩)—Wholesale Price (Shanghai Tls.)

| 名稱 Name | 單位 Unit | 年份 Year | 一月 Jan. | 二月 Feb. | 三月 March | 平均 Qrly Average | 四月 April | 五月 May | 六月 June | 平均 Qrly. Average | 七月 July | 八月 Aug. | 九月 Sept. | 平均 Qrly. Average | 十月 Oct. | 十一月 Nov. | 十二月 Dec. | 平均 Qrly. Average | 總平均 Year's Average |
|---|------------|------------|------------|------------|-------------|-----------------------|-------------|-----------|------------|------------------------|------------|------------|-------------|------------------------|------------|-------------|-------------|------------------------|--------------------------|
| 烟煤塊, 杵島(日) Coal, Lump Kishima, (Japan) | 噸 Ton | 十二年1923 | 14.969 | 14.500 | 14.025 | 14.498 | 14.000 | 13.812 | 13.370 | 13.727 | 13.387 | 13.250 | 13.000 | 13.212 | 13.350 | 13.437 | 12.812 | 13.200 | 13.659 |
| | | 十三年1924 | 12.719 | 12.000 | 12.450 | 12.390 | 12.125 | 12.250 | 12.290 | 12.222 | 11.925 | 11.860 | 11.875 | 11.887 | 12.150 | 12.367 | 12.000 | 12.172 | 12.168 |
| | | 十四年1925 | 11.567 | 11.467 | 11.150 | 11.395 | 11.000 | 10.900 | ... | 10.950 | 11.000 | 11.450 | 11.625 | 11.358 | 12.125 | 12.400 | 12.625 | 12.383 | 11.522 |
| | | 十五年1926 | 12.375 | 12.250 | 12.675 | 12.433 | 12.750 | 13.000 | 12.625 | 12.792 | 12.250 | 12.125 | 11.775 | 12.050 | 12.325 | 12.750 | 13.375 | 12.817 | 12.523 |
| | | 十六年1927 | 14.125 | 14.450 | 14.750 | 14.442 | 14.500 | 14.875 | 14.775 | 14.717 | 15.750 | 15.625 | 15.250 | 15.542 | 14.750 | 14.125 | 13.375 | 14.083 | 14.696 |
| | | 十七年1928 | 13.125 | 12.875 | 12.625 | 12.875 | 12.225 | 12.200 | 12.150 | 12.102 | 12.000 | 11.875 | 11.525 | 11.800 | 11.775 | 11.950 | 12.025 | 11.917 | 12.174 |
| | | 十八年1929 | 12.275 | 12.300 | 12.350 | 12.308 | 12.500 | 12.500 | 12.625 | 12.542 | 12.950 | 13.000 | 13.125 | 13.025 | 13.400 | 13.625 | 14.125 | 13.717 | 12.898 |
| | | 十九年1930 | 14.450 | 14.875 | 15.200 | 14.842 | 12.225 | 15.275 | 15.750 | 15.417 | 16.000 | 16.325 | 16.500 | 16.275 | 16.350 | 16.000 | 16.625 | 16.325 | 15.715 |
| | | 二十年1931 | 16.900 | 17.125 | 17.500 | 17.175 | 17.625 | 17.750 | 17.750 | 17.708 | 17.550 | 17.500 | 17.125 | 17.392 | 17.200 | 17.550 | 17.600 | 17.450 | 17.431 |
| | | 廿一年1932 | 17.550 | ... | 16.750 | 17.150 | 16.125 | 15.625 | 15.125 | 15.625 | 14.000 | 13.375 | 13.000 | 13.458 | 12.750 | 12.375 | 11.875 | 12.333 | 14.641 |

日本杵島烟煤塊在滬之躉售市價
PRICE OF JAPANESE KISHIMA LUMP COAL
民國十二年至廿一年
1923 - 1932

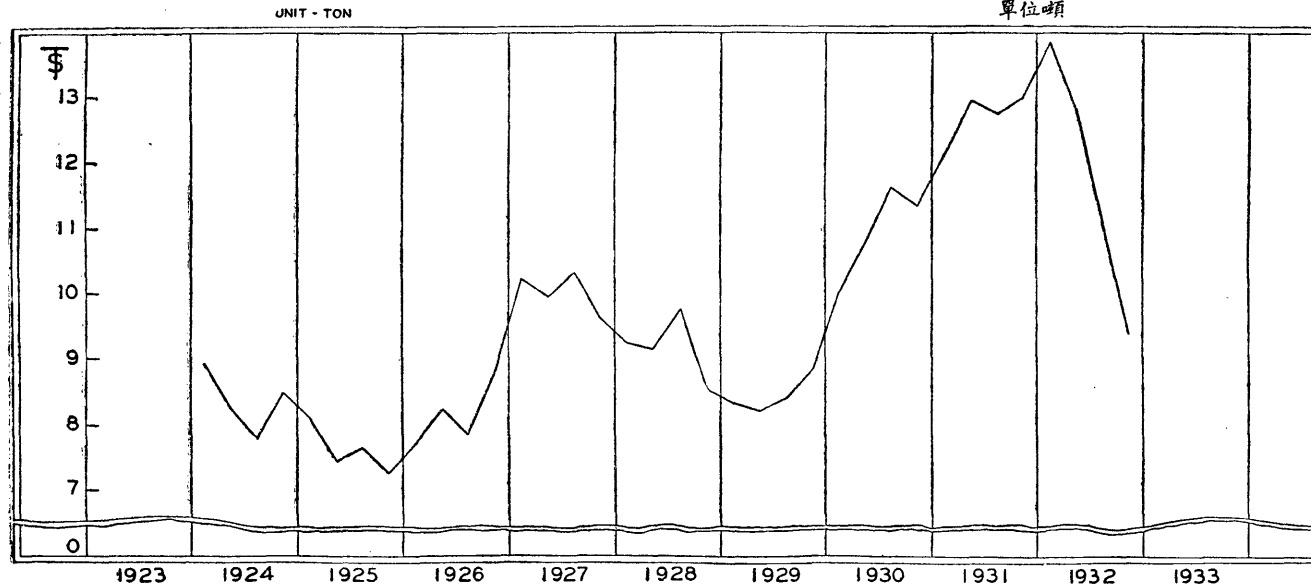


煤 COAL

躉售市價 (單位兩)—Wholesale Price (Shanghai Tls.)

| 名稱 Name | 單位 Unit | 年份 Year | 一月 Jan. | 二月 Feb. | 三月 March | 平均 Qrly. Average | 四月 April | 五月 May | 六月 June | 平均 Qrly. Average | 七月 July | 八月 Aug. | 九月 Sept. | 平均 Qrly. Average | 十月 Oct. | 十一月 Nov. | 十二月 Dec. | 平均 Qrly. Average | 總平均 Year's Average |
|---|------------|------------|------------|------------|-------------|------------------------|-------------|-----------|------------|------------------------|------------|------------|-------------|------------------------|------------|-------------|-------------|------------------------|--------------------------|
| 煤烟塊·中鶴(日) Coal, Lump Nakatselo (Japan) | 噸 Ton | 十二年1923 | | | | | | | | | | | | | | | | | |
| | | 十三年1924 | 8.906 | 8.906 | 8.975 | 8.929 | 8.662 | 8.125 | 7.860 | 8.216 | 7.762 | 7.750 | 7.825 | 7.779 | 8.250 | 8.617 | 8.567 | 8.478 | 8.350 |
| | | 十四年1925 | 8.300 | 8.133 | 7.900 | 8.111 | 7.617 | 7.350 | ... | 7.483 | 7.625 | 7.850 | 7.600 | 7.692 | 7.375 | 7.125 | 7.325 | 7.275 | 7.640 |
| | | 十五年1926 | 7.550 | 7.550 | 8.050 | 7.717 | 8.325 | 8.275 | 8.175 | 8.258 | 7.950 | 7.775 | 7.900 | 7.875 | 8.325 | 8.750 | 9.375 | 8.817 | 8.167 |
| | | 十六年1927 | 10.125 | 10.350 | 10.275 | 10.250 | 10.500 | 9.850 | 9.550 | 9.967 | 10.275 | 10.450 | 10.275 | 10.333 | 9.900 | 9.600 | 9.350 | 9.617 | 10.042 |
| | | 十七年1928 | 9.150 | 9.375 | 9.350 | 9.292 | 9.200 | 9.225 | 9.125 | 9.183 | 8.950 | 8.775 | 8.650 | 8.792 | 8.475 | 8.600 | 8.625 | 8.567 | 8.959 |
| | | 十八年1929 | 8.450 | 8.325 | 8.275 | 8.350 | 8.175 | 8.175 | 8.275 | 8.208 | 8.425 | 8.375 | 8.425 | 8.408 | 8.525 | 8.875 | 9.125 | 8.842 | 8.452 |
| | | 十九年1930 | 9.575 | 10.025 | 10.400 | 10.000 | 10.550 | 10.675 | 11.125 | 10.783 | 11.400 | 11.750 | 11.700 | 11.617 | 11.450 | 11.200 | 11.425 | 11.358 | 10.940 |
| | | 二十年1931 | 11.700 | 12.125 | 12.500 | 12.108 | 12.875 | 12.950 | 13.050 | 12.958 | 12.950 | 12.775 | 12.550 | 12.758 | 12.675 | 12.950 | 13.375 | 13.000 | 12.706 |
| | | 廿一年1932 | 14.000 | ... | 13.625 | 13.813 | 13.325 | 12.875 | 12.375 | 12.858 | 11.750 | 11.125 | 10.375 | 11.083 | 9.875 | 9.375 | 8.875 | 9.375 | 11.787 |

日本中鶴烟煤塊在滬之躉售市價
PRICE OF JAPANESE NAKATSELO LUMP COAL
民國十三年至廿一年
1924 - 1932

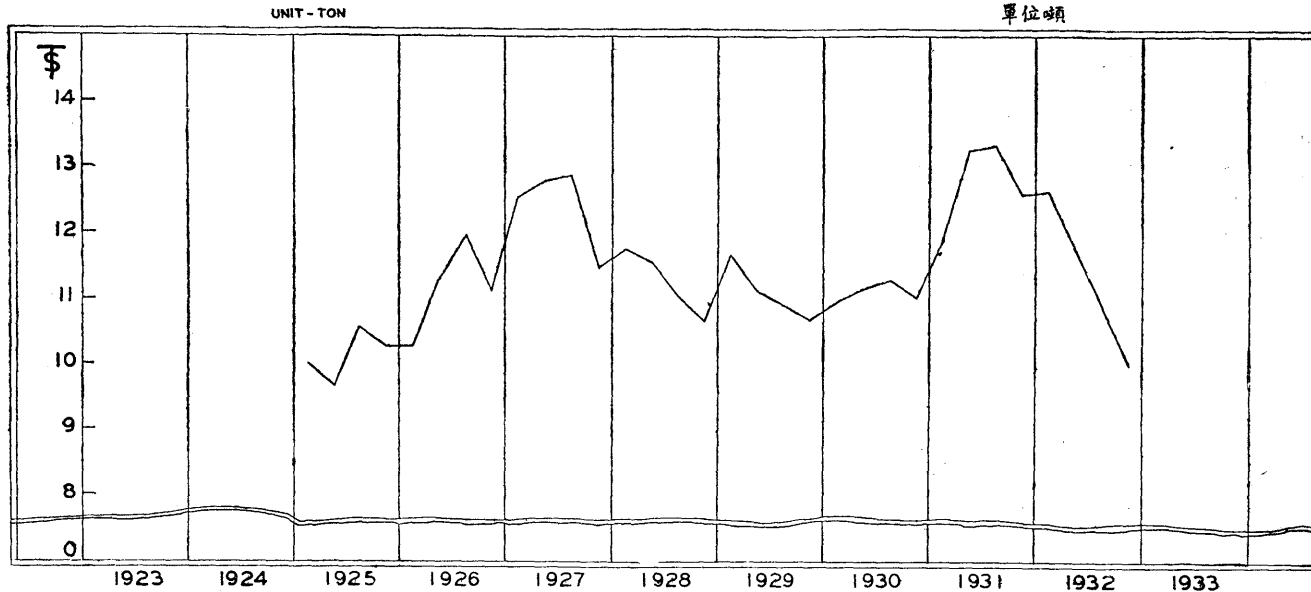


煤 COAL

躉售市價 (單位兩)—Wholesale Price (Shanghai Tls.)

| 名稱 Name | 單位 Unit | 年份 Year | 一月 Jan. | 二月 Feb. | 三月 March | 平均 Qrly. Average | 四月 April | 五月 May | 六月 June | 平均 Qrly. Average | 七月 July | 八月 Aug. | 九月 Sept. | 平均 Qrly. Average | 十月 Oct. | 十一月 Nov. | 十二月 Dec. | 平均 Qrly. Average | 總平均 Year's Average | | |
|--|------------|------------|------------|------------|-------------|------------------------|-------------|-----------|------------|------------------------|------------|------------|-------------|------------------------|------------|-------------|-------------|------------------------|--------------------------|--|--|
| 烟煤塊, 頭號開平 火車塊 (河北) Coal, Lump Kai Ping, 1st. Quality Hopeh (China) | 噸 Ton | 十二年1923 | | | | | | | | | | | | | | | | | | | |
| | | 十三年1924 | | | | | | | | | | | | | | | | | | | |
| | | 十四年1925 | 10.250 | 10.000 | 9.750 | 10.000 | 9.500 | 9.800 | ... | 9.650 | 10.500 | 10.750 | 10.375 | 10.542 | 10.000 | 10.125 | 10.625 | 10.250 | 10.111 | | |
| | | 十五年1926 | 10.500 | 9.950 | 10.275 | 10.242 | 10.750 | 11.250 | 11.875 | 11.292 | 12.600 | 12.000 | 11.250 | 11.950 | 11.000 | 11.000 | 11.375 | 11.125 | 11.152 | | |
| | | 十六年1927 | 12.500 | 12.500 | 12.625 | 12.544 | 12.875 | 12.875 | 12.625 | 12.792 | 13.375 | 12.875 | 12.375 | 12.875 | 11.750 | 11.375 | 11.250 | 11.458 | 12.417 | | |
| | | 十七年1928 | 11.500 | 11.750 | 12.000 | 11.750 | 11.675 | 11.500 | 11.500 | 11.558 | 11.200 | 11.000 | 11.000 | 11.067 | 10.000 | 11.000 | 11.000 | 10.667 | 11.261 | | |
| | | 十八年1929 | 11.550 | 11.600 | 11.825 | 11.675 | 11.000 | 11.225 | 11.125 | 11.117 | 11.000 | 10.950 | 10.800 | 10.917 | 10.625 | 10.650 | 10.750 | 10.675 | 11.096 | | |
| | | 十九年1930 | 10.950 | 11.000 | 11.000 | 10.983 | 11.000 | 11.175 | 11.375 | 11.183 | 11.400 | 11.275 | 11.225 | 11.300 | 11.050 | 11.000 | 11.000 | 11.017 | 11.121 | | |
| | | 二十年1931 | 11.400 | 11.875 | 12.250 | 11.842 | 12.625 | 13.250 | 13.750 | 13.208 | 13.550 | 13.350 | 13.125 | 13.342 | 12.500 | 12.500 | 12.750 | 12.583 | 12.744 | | |
| | | 廿一年1932 | 12.750 | ... | 12.500 | 12.625 | 12.125 | 11.875 | 11.375 | 11.792 | 11.125 | 10.750 | 10.750 | 10.875 | 10.125 | 9.750 | 9.875 | 9.917 | 11.302 | | |

上海河北開平頭號烟煤塊之躉售市價
PRICE OF HOPEH KAI PING LUMP COAL
民國十四年至廿一年
1925 - 1932

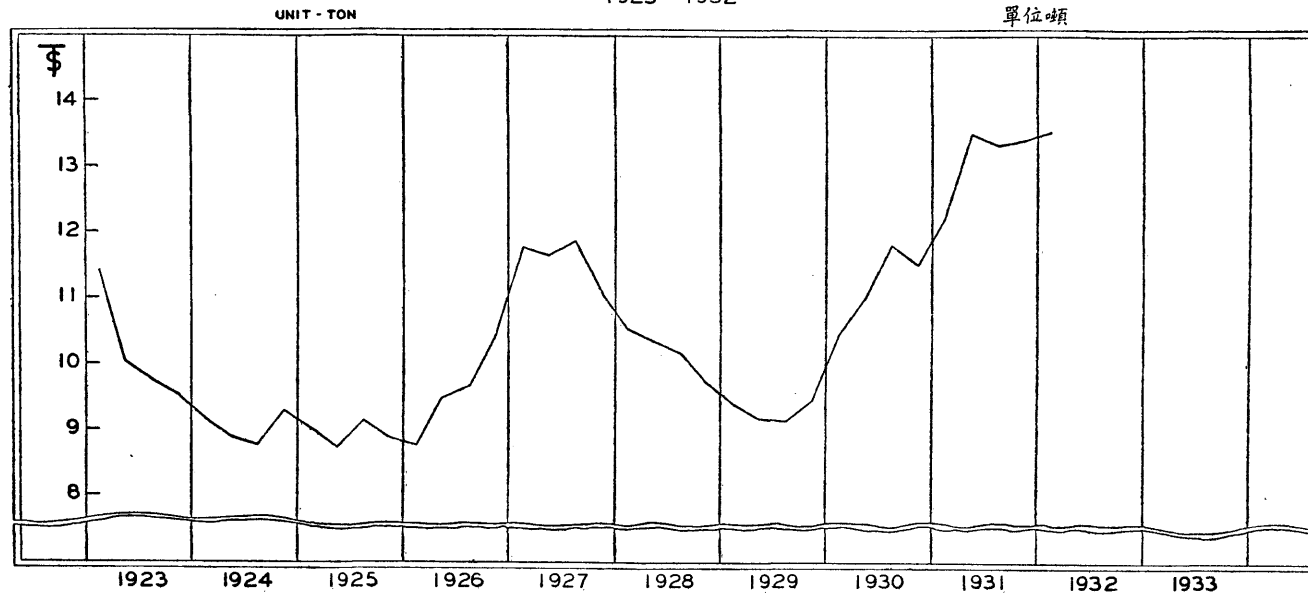


煤 COAL

躉售市價(單位兩)—Wholesale Price (Shanghai Tls.)

| 名稱 Name | 單位 Unit | 年份 Year | 一月 Jan. | 二月 Feb. | 三月 March | 平均 Qrly. Average | 四月 April | 五月 May | 六月 June | 平均 Qrly. Average | 七月 July | 八月 Aug. | 九月 Sept. | 平均 Qrly. Average | 十月 Oct. | 十一月 Nov. | 十二月 Dec. | 平均 Qrly. Average | 總平均 Year's Average | |
|--|------------|------------|------------|------------|-------------|------------------------|-------------|-----------|------------|------------------------|------------|------------|-------------|------------------------|------------|-------------|-------------|------------------------|--------------------------|--|
| 統煤, 驗田(日) Coal Mixture Masuda (Japan) | 噸 Ton | 十二年1923 | 11.750 | 11.542 | 10.945 | 11.413 | 10.231 | 10.000 | 9.860 | 10.030 | 9.800 | 9.756 | 9.750 | 9.769 | 9.531 | 9.500 | 9.500 | 9.510 | 10.180 | |
| | | 十三年1924 | 9.356 | 9.219 | 8.980 | 9.185 | 8.762 | 8.937 | 9.000 | 8.900 | 8.812 | 8.730 | 8.812 | 8.785 | 9.200 | 9.400 | 9.317 | 9.306 | 9.044 | |
| | | 十四年1925 | 9.167 | 9.000 | 9.000 | 9.056 | 8.683 | 8.750 | ... | 8.716 | 9.025 | 9.213 | 9.125 | 9.121 | 8.950 | 8.800 | 8.900 | 8.883 | 8.944 | |
| | | 十五年1926 | 8.725 | 8.700 | 8.950 | 8.792 | 9.300 | 9.500 | 9.675 | 9.492 | 9.750 | 9.550 | 9.750 | 9.683 | 10.000 | 10.375 | 10.875 | 10.417 | 9.596 | |
| | | 十六年1927 | ... | ... | 11.775 | 11.775 | 11.775 | 11.750 | 11.550 | 11.692 | 11.875 | 12.000 | 11.750 | 11.875 | 11.375 | 11.100 | 10.775 | 11.083 | 11.606 | |
| | | 十七年1928 | 10.675 | 10.500 | 10.350 | 10.508 | 10.325 | 10.400 | 10.300 | 10.342 | 10.275 | 10.175 | 10.050 | 10.167 | 9.850 | 9.725 | 9.575 | 9.717 | 10.184 | |
| | | 十八年1929 | 9.475 | 9.400 | 9.325 | 9.400 | 9.225 | 9.175 | 9.175 | 9.192 | 9.125 | 9.100 | 9.175 | 9.133 | 9.275 | 9.475 | 9.675 | 9.475 | 9.300 | |
| | | 十九年1930 | 9.875 | 10.575 | 10.950 | 10.467 | 10.950 | 10.900 | 11.250 | 11.033 | 11.775 | 11.890 | 11.800 | 11.822 | 11.725 | 11.200 | 11.700 | 11.542 | 11.216 | |
| | | 二十年1931 | 11.850 | 12.150 | 12.800 | 12.267 | 13.375 | 13.500 | 13.650 | 13.508 | 13.550 | 13.350 | 13.125 | 13.342 | 13.200 | 13.400 | 13.625 | 13.408 | 13.131 | |
| | | 廿一年1932 | 13.750 | ... | 13.375 | 13.563 | | | | | | | | | | 9.375 | 8.875 | 8.375 | 8.875 | |

日本驗田統煤在滬之躉售市價
PRICE OF JAPANESE MASUDA COAL MIXTURE
民國十二年至廿一年
1923 - 1932

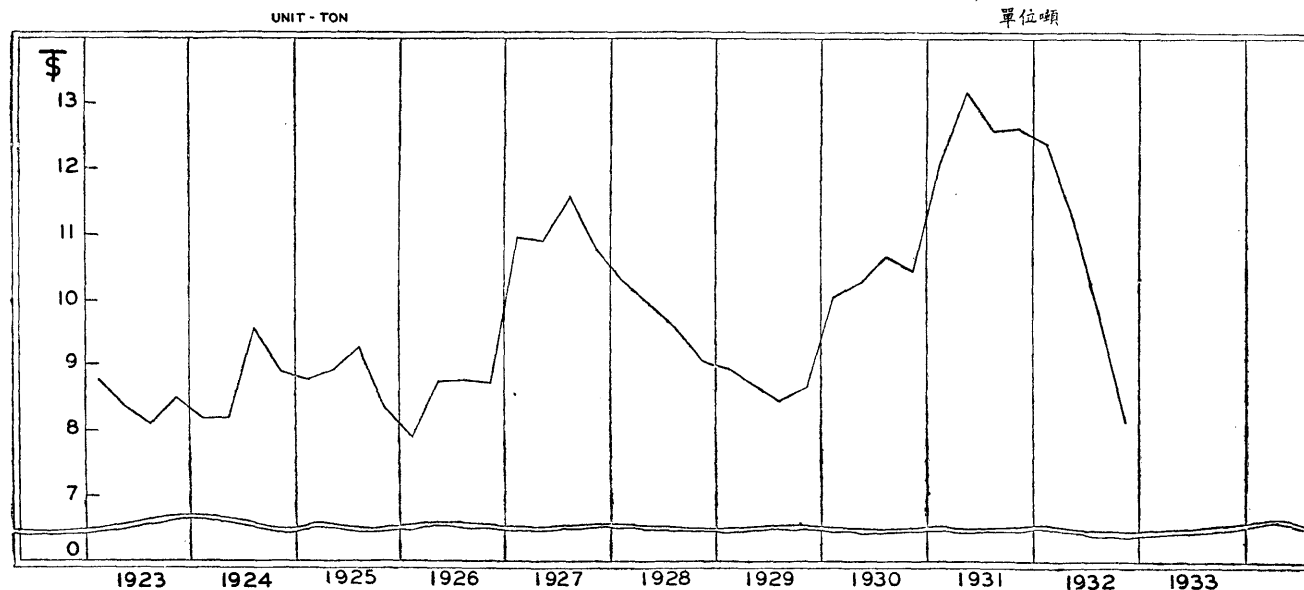


煤 COAL

躉售市價 (單位兩)—Wholesale Price (Shanghai Tls.)

| 名稱 Name | 單位 Unit | 年份 Year | 一月 Jan. | 二月 Feb. | 三月 March | 平均 Qrly. Average | 四月 April | 五月 May | 六月 June | 平均 Qrly. Average | 七月 July | 八月 Aug. | 九月 Sept. | 平均 Qrly. Average | 十月 Oct. | 十一月 Nov. | 十二月 Dec. | 平均 Qrly. Average | 總平均 Year's Average | |
|--|------------|------------|------------|------------|-------------|------------------------|-------------|-----------|------------|------------------------|------------|------------|-------------|------------------------|------------|-------------|-------------|------------------------|--------------------------|--|
| 煤屑, 驗田 (日) Coal Dust Masuda (Japan) | 噸 Ton | 十二年1923 | | | | | | | | | | | | | | | | | | |
| | | 十三年1924 | 8.937 | 8.731 | 8.590 | 8.753 | 8.500 | 8.350 | 8.250 | 8.367 | 8.137 | 8.000 | 8.100 | 8.079 | 8.467 | 8.567 | 8.433 | 8.489 | 8.422 | |
| | | 十四年1925 | 8.267 | 8.183 | 8.100 | 8.183 | 8.100 | 8.250 | ... | 8.175 | 9.125 | 9.900 | 9.600 | 9.542 | 9.125 | 8.900 | 8.625 | 8.883 | 8.696 | |
| | | 十五年1926 | 8.275 | 8.200 | 8.475 | 8.317 | 8.675 | 8.900 | 9.000 | 8.858 | 9.000 | 8.825 | 8.750 | 8.858 | 9.050 | 9.375 | 9.875 | 9.433 | 8.867 | |
| | | 十六年1927 | 11.375 | 11.500 | 11.500 | 11.458 | 11.125 | 11.175 | 10.875 | 11.058 | 11.750 | 11.750 | 11.575 | 11.692 | 11.125 | 10.825 | 10.575 | 10.842 | 11.263 | |
| | | 十七年1928 | 10.375 | 10.000 | 10.000 | 10.125 | 10.000 | 10.000 | ... | 10.000 | 9.850 | 9.650 | 9.550 | 9.683 | 9.350 | 9.175 | 8.950 | 9.158 | 9.742 | |
| | | 十八年1929 | 8.775 | 8.650 | 8.625 | 8.683 | 8.600 | 8.550 | 8.550 | 8.567 | 8.600 | 8.600 | 8.650 | 8.617 | 8.750 | 8.900 | 9.150 | 8.933 | 8.700 | |
| | | 十九年1930 | 9.550 | 10.125 | 10.450 | 10.042 | 10.375 | 10.375 | 10.625 | 10.458 | 11.000 | 11.000 | 10.950 | 10.983 | 10.725 | 10.550 | 10.650 | 10.642 | 10.531 | |
| | | 二十年1931 | 10.950 | 12.000 | 12.625 | 11.858 | 12.750 | 12.900 | 13.000 | 12.883 | 12.775 | 12.625 | 12.400 | 12.600 | 12.450 | 12.625 | 12.750 | 12.608 | 12.487 | |
| | | 廿一年1932 | 12.625 | ... | 12.125 | 12.375 | 11.625 | 11.325 | 10.875 | 11.275 | 10.375 | 9.875 | 9.250 | 9.833 | 8.625 | 8.125 | 7.625 | 8.125 | 10.402 | |

日本驗田煤屑在滬之躉售市價
PRICE OF JAPANESE MASUDA COAL DUST
民國十二年至廿一年
1923 - 1932

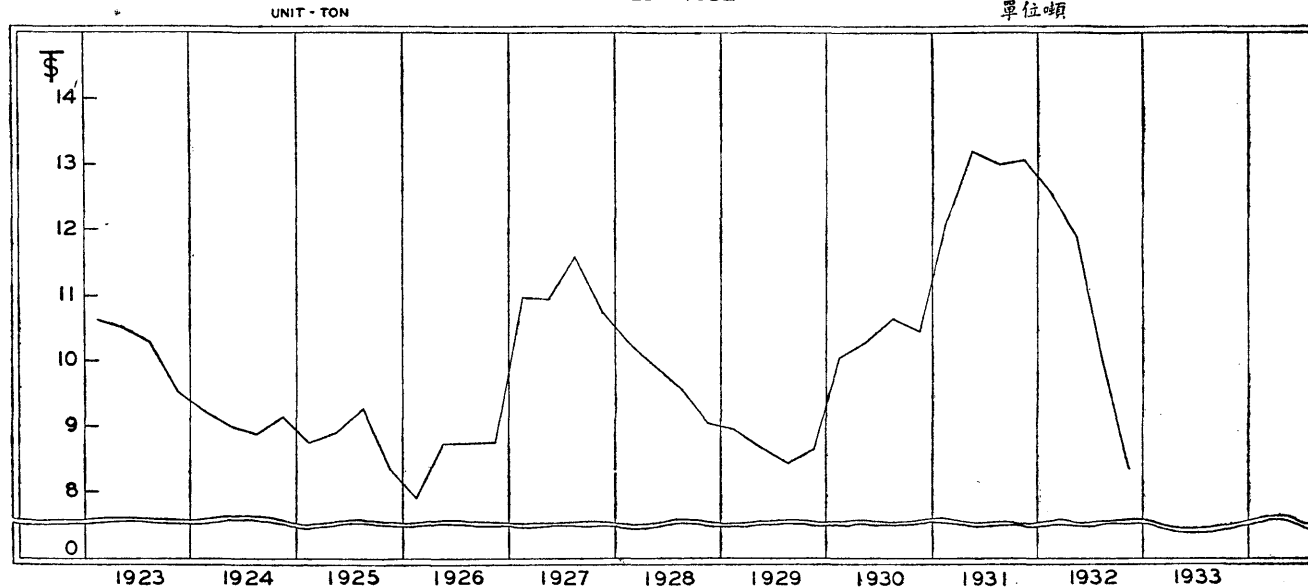


煤 COAL

躉售市價(單位兩)—Wholesale Price (Shanghai Tls.)

| 名稱 Name | 單位 Unit | 年份 Year | 一月 Jan. | 二月 Feb. | 三月 March | 平均 Qrly. Average | 四月 April | 五月 May | 六月 June | 平均 Qrly. Average | 七月 July | 八月 Aug. | 九月 Sept. | 平均 Qrly. Average | 十月 Oct. | 十一月 Nov. | 十二月 Dec. | 平均 Qrly. Average | 總平均 Year's Average | |
|--|------------|------------|------------|------------|-------------|------------------------|-------------|-----------|------------|------------------------|------------|------------|-------------|------------------------|------------|-------------|-------------|------------------------|--------------------------|-------|
| 煤屑,新紅屑(日) Coal Dust Mike (Japan) | 噸 Ton | 十二年1923 | 10.750 | 10.608 | 10.500 | 10.619 | 10.500 | 10.500 | 10.500 | 10.500 | 10.500 | 10.300 | 10.062 | 10.287 | 9.770 | 9.437 | 9.375 | 9.507 | 10.228 | |
| | | 十三年1924 | 9.457 | 9.219 | 9.000 | 9.225 | 9.000 | 9.000 | 9.000 | 9.000 | 9.000 | 8.950 | 8.870 | 8.862 | 8.894 | 9.150 | 9.230 | 9.067 | 9.166 | 9.071 |
| | | 十四年1925 | 8.867 | 8.767 | 8.717 | 8.784 | 8.817 | 9.000 | ... | 8.993 | 9.125 | 9.625 | 9.125 | 9.292 | 8.625 | 8.325 | 8.100 | 8.350 | 8.834 | |
| | | 十五年1926 | 7.725 | 7.850 | 8.125 | 7.900 | 8.450 | 8.675 | 9.000 | 8.708 | 9.000 | 8.775 | 8.450 | 8.742 | 8.500 | 8.625 | 9.125 | 8.750 | 8.525 | |
| | | 十六年1927 | 10.750 | 10.875 | 11.225 | 10.950 | 11.050 | 11.125 | 10.625 | 10.938 | 11.500 | 11.775 | 11.450 | 11.575 | 11.125 | 10.675 | 10.450 | 10.750 | 11.052 | |
| | | 十七年1928 | 10.400 | 10.375 | 10.125 | 10.300 | 9.950 | 9.875 | 9.950 | 9.925 | 9.750 | 9.550 | 9.425 | 9.575 | 9.200 | 9.050 | 8.900 | 9.050 | 9.713 | |
| | | 十八年1929 | 9.000 | 9.000 | 8.875 | 8.958 | 8.775 | 8.700 | 8.600 | 8.692 | 8.525 | 8.425 | 8.375 | 8.442 | 8.550 | 8.675 | 8.775 | 8.667 | 8.690 | |
| | | 十九年1930 | 9.375 | 10.250 | 10.450 | 10.025 | 10.250 | 10.000 | 10.625 | 10.292 | 10.625 | 10.750 | 10.550 | 10.642 | 10.375 | 10.275 | 10.625 | 10.425 | 10.346 | |
| | | 二十年1931 | 11.075 | 12.125 | 13.000 | 12.067 | 13.000 | 13.275 | 13.300 | 13.192 | 13.175 | 13.000 | 12.825 | 13.000 | 12.900 | 13.250 | 13.125 | 13.092 | 12.838 | |
| | | 廿一年1932 | 12.850 | ... | 12.325 | 12.588 | 12.100 | 11.950 | 11.625 | 11.892 | 10.675 | 9.875 | 9.375 | 9.975 | 8.875 | 8.375 | 7.875 | 8.375 | 10.707 | |

日本新紅煤屑在滬之躉售市價
PRICE OF JAPANESE MIKE COAL DUST
民國十二年至廿一年
1923 - 1932

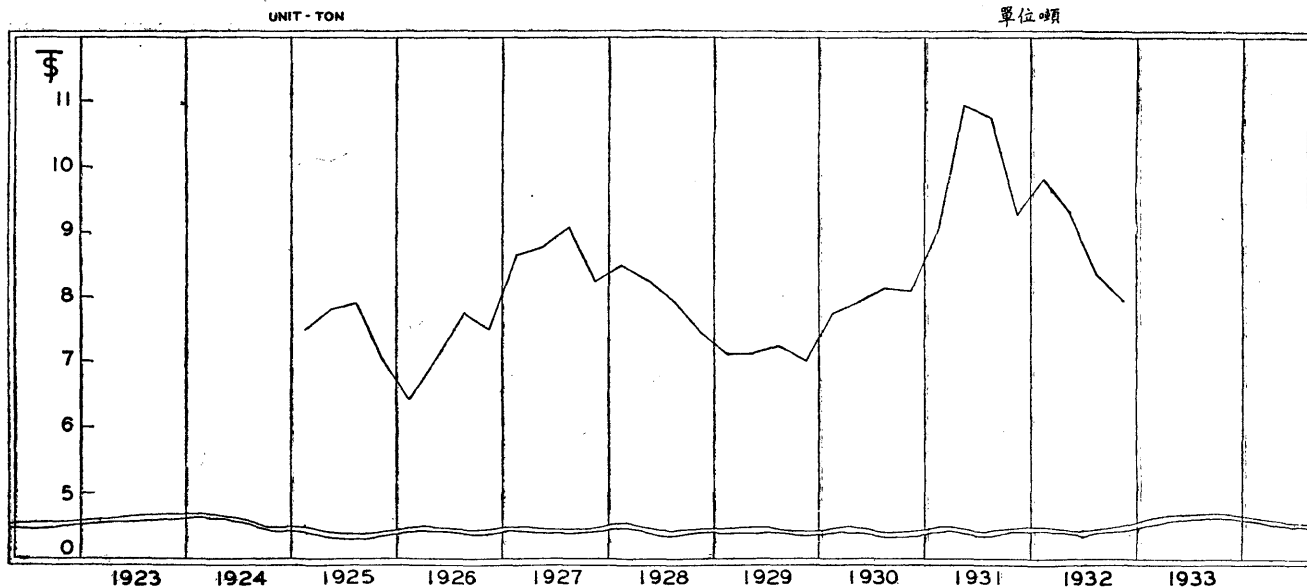


煤 COAL

躉售市價 (單位兩)—Wholesale Price (Shanghai Tls.)

| 名稱 Name | 單位 Unit | 年份 Year | 一月 Jan. | 二月 Feb. | 三月 March | 平均 Qrly. Average | 四月 April | 五月 May | 六月 June | 平均 Qrly. Average | 七月 July | 八月 Aug. | 九月 Sept. | 平均 Qrly. Average | 十月 Oct. | 十一月 Nov. | 十二月 Dec. | 平均 Qrly. Average | 總平均 Year's Average | | |
|---|------------|------------|------------|------------|-------------|------------------------|-------------|-----------|------------|------------------------|------------|------------|-------------|------------------------|------------|-------------|-------------|------------------------|--------------------------|-------|--|
| 煤屑,開平一號屑 (河北) Coal Dust, Kai Ping, 1st. Quality Hopeh (China) | 噸 Ton | 十二年1923 | | | | | | | | | | | | | | | | | | | |
| | | 十三年1924 | | | | | | | | | | | | | | | | | | | |
| | | 十四年1925 | 7.500 | 7.500 | 7.500 | 7.500 | 7.750 | 7.900 | ... | 7.825 | 8.000 | 8.250 | 7.500 | 7.917 | 7.150 | 7.000 | 7.000 | 7.050 | 7.573 | | |
| | | 十五年1926 | 6.625 | 6.250 | 6.450 | 6.442 | 6.500 | 6.925 | 7.750 | 7.058 | 8.625 | 7.750 | 6.875 | 7.750 | 6.925 | 7.750 | 7.825 | 7.500 | 7.188 | | |
| | | 十六年1927 | 8.500 | 8.750 | 8.750 | 8.667 | 8.750 | 8.875 | 8.750 | 8.792 | 9.500 | 9.145 | 8.625 | 9.090 | 8.325 | 8.250 | 8.200 | 8.258 | 8.702 | | |
| | | 十七年1928 | 8.500 | 8.500 | 8.500 | 8.500 | 8.325 | 8.175 | 8.350 | 8.283 | 8.000 | 8.000 | 7.750 | 7.917 | 7.500 | 7.500 | 7.350 | 7.450 | 8.038 | | |
| | | 十八年1929 | 7.175 | 7.100 | 7.125 | 7.133 | 7.125 | 7.200 | 7.200 | 7.175 | 7.250 | 7.300 | 7.300 | 7.283 | 6.700 | 7.200 | 7.200 | 7.033 | 7.156 | | |
| | | 十九年1930 | 7.700 | 7.825 | 7.750 | 7.758 | 7.650 | 7.950 | 8.300 | 7.967 | 8.250 | 8.100 | 8.100 | 8.100 | 8.150 | 8.100 | 8.100 | 8.100 | 8.100 | 7.994 | |
| | | 二十年1931 | 8.500 | 9.125 | 9.500 | 9.042 | 10.200 | 11.250 | 11.500 | 10.983 | 11.125 | 10.900 | 10.250 | 10.758 | 9.125 | 9.250 | 9.500 | 9.292 | 10.018 | | |
| | | 廿一年1932 | 9.875 | ... | 9.750 | 9.813 | 9.625 | 9.350 | 9.050 | 9.342 | 8.575 | 8.300 | 8.300 | 8.392 | 8.000 | 8.000 | 7.875 | 7.958 | 8.876 | | |

上海河北開平一號煤屑之躉售市價
PRICE OF HOPEH FIRST GRADE KAI PING COAL DUST
民國十四年至廿一年
1925 - 1932

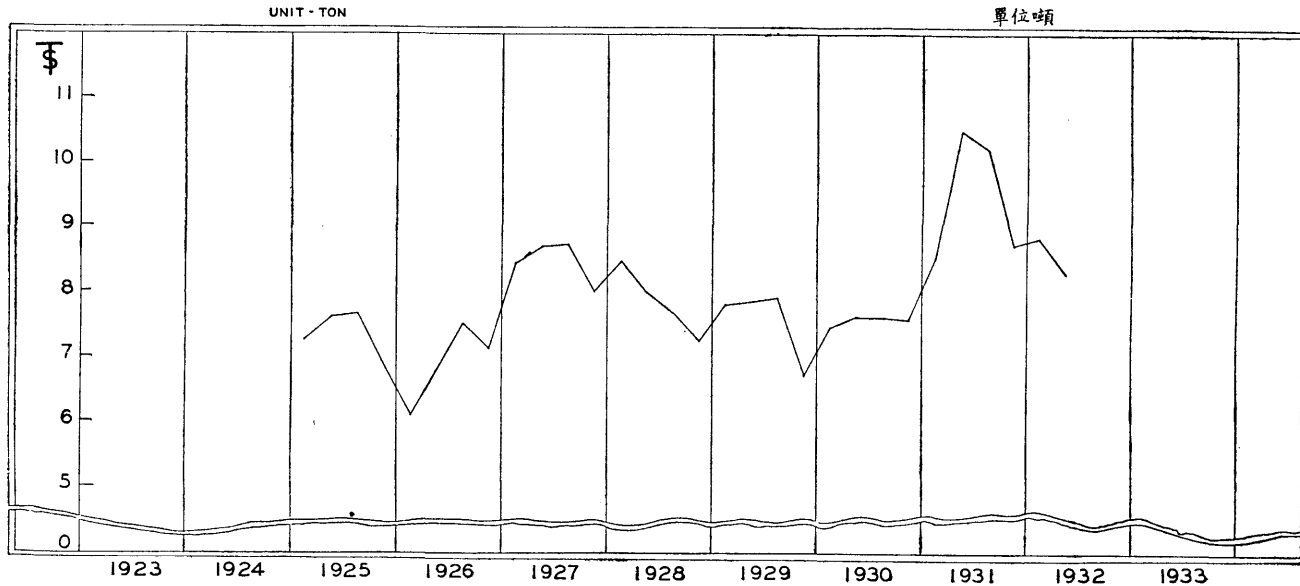


煤 COAL

躉售市價(單位兩)—Wholesale Price (Shanghai Tls.)

| 名稱 Name | 單位 Unit | 年份 Year | 一月 Jan. | 二月 Feb. | 三月 March | 平均 Qrly. Average | 四月 April | 五月 May | 六月 June | 平均 Qrly. Average | 七月 July | 八月 Aug. | 九月 Sept. | 平均 Qrly. Average | 十月 Oct. | 十一月 Nov. | 十二月 Dec. | 平均 Qrly. Average | 總平均 Year's Average | | |
|---|------------|------------|------------|------------|-------------|------------------------|-------------|-----------|------------|------------------------|------------|------------|-------------|------------------------|------------|-------------|-------------|------------------------|--------------------------|-------|--|
| 煤屑,開平二號屑 (河北) Coal Dust, Kai Ping, 2nd. Quality Hopeh (China) | 噸 Ton | 十二年1923 | | | | | | | | | | | | | | | | | | | |
| | | 十三年1924 | | | | | | | | | | | | | | | | | | | |
| | | 十四年1925 | 7.250 | 7.250 | 7.250 | 7.250 | 7.500 | 7.750 | ... | 7.625 | 7.750 | 8.000 | 7.250 | 7.667 | 6.975 | 6.800 | 6.750 | 6.842 | 7.346 | | |
| | | 十五年1926 | 6.375 | 5.900 | 6.100 | 6.125 | 6.175 | 6.700 | 7.500 | 6.792 | 8.250 | 7.625 | 6.625 | 7.500 | 6.625 | 7.375 | 7.375 | 7.125 | 6.886 | | |
| | | 十六年1927 | 8.125 | 8.575 | 8.675 | 8.458 | 8.700 | 8.750 | 8.700 | 8.717 | 9.000 | 8.875 | 8.375 | 8.750 | 8.125 | 7.950 | 8.000 | 8.025 | 8.488 | | |
| | | 十七年1928 | 8.500 | 8.500 | 8.500 | 8.500 | 8.250 | 7.900 | 7.875 | 8.008 | 7.800 | 7.775 | 7.525 | 7.700 | 7.350 | 7.350 | 7.125 | 7.275 | 7.871 | | |
| | | 十八年1929 | 6.850 | 6.775 | 6.800 | 6.808 | 6.850 | 6.900 | 6.900 | 6.883 | 6.900 | 6.950 | 6.950 | 6.933 | 6.400 | 6.900 | 6.900 | 6.733 | 6.839 | | |
| | | 十九年1930 | 7.400 | 7.525 | 7.525 | 7.483 | 7.450 | 7.525 | 8.000 | 7.658 | 7.750 | 7.600 | 7.600 | 7.650 | 7.600 | 7.600 | 7.600 | 7.600 | 7.600 | 7.598 | |
| | | 二十年1931 | 8.000 | 8.750 | 9.000 | 8.583 | 9.750 | 10.750 | 11.000 | 10.500 | 10.625 | 10.400 | 9.750 | 10.258 | 8.625 | 8.750 | 9.000 | 8.792 | 9.533 | | |
| | | 廿一年1932 | 9.000 | ... | 8.750 | 8.875 | 8.625 | 8.375 | 7.950 | 8.317 | 8.000 | 8.000 | 8.000 | 8.000 | 7.750 | 7.650 | 7.400 | 7.600 | 8.198 | | |

上海河北開平二號煤屑之躉售市價
PRICE OF HOPEH SECOND GRADE KAI PING COAL DUST
民國十四年至廿一年
1925 - 1932

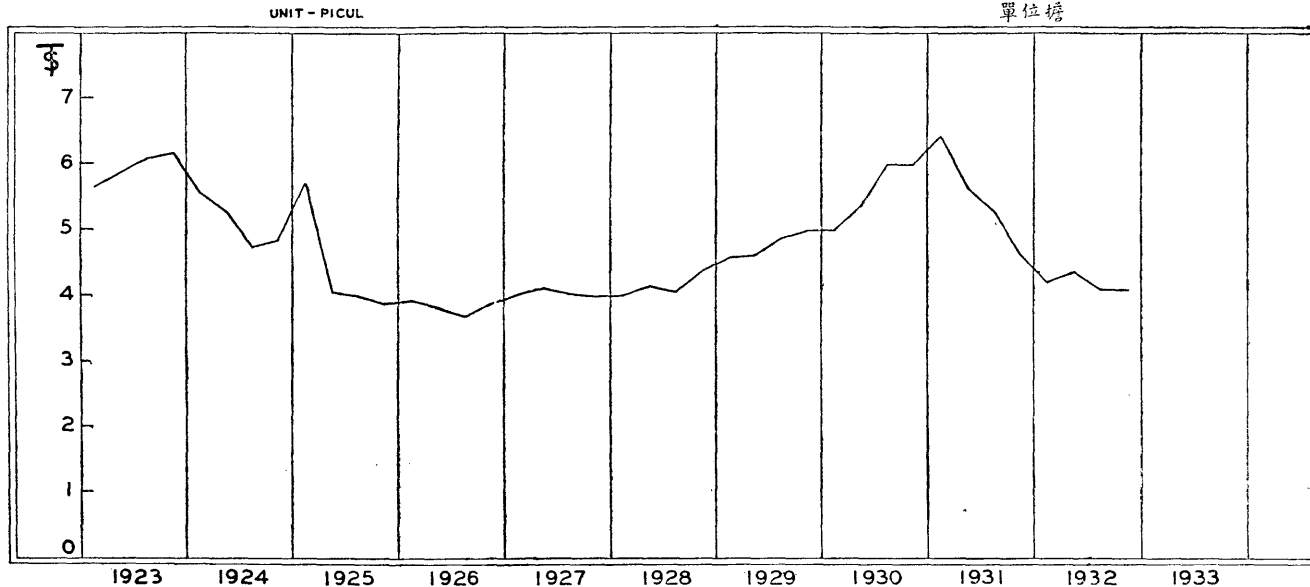


XIX 金屬 METALS 鋼 STEEL

躉售市價 (單位兩)—Wholesale Price (Shanghai Tls.)

| 名稱 Name | 單位 Unit | 年份 Year | 一月 Jan. | 二月 Feb. | 三月 March | 平均 Qrly. Average | 四月 April | 五月 May | 六月 June | 平均 Qrly. Average | 七月 July | 八月 Aug. | 九月 Sept. | 平均 Qrly. Average | 十月 Oct. | 十一月 Nov. | 十二月 Dec. | 平均 Qrly. Average | 總平均 Year's Average | |
|---------------------------------------|------------|------------|------------|------------|-------------|------------------------|-------------|-----------|------------|------------------------|------------|------------|-------------|------------------------|------------|-------------|-------------|------------------------|--------------------------|-------|
| 竹節鋼 (比) Steel, Bamboo (Belgium) | 担 Picul | 十二年1923 | 5.500 | 5.533 | 5.900 | 5.644 | 6.050 | 5.800 | 5.750 | 5.867 | 5.750 | 6.075 | 6.450 | 6.092 | 6.500 | 6.200 | 5.862 | 6.187 | 5.947 | |
| | | 十三年1924 | 5.525 | 5.937 | 5.200 | 5.554 | 5.262 | 5.425 | 5.125 | 5.271 | 5.012 | 4.675 | 4.500 | 4.729 | 4.433 | 4.850 | 5.217 | 4.833 | 5.097 | |
| | | 十四年1925 | 5.467 | 5.917 | 5.783 | 5.706 | 4.125 | 4.000 | ... | 4.062 | 4.000 | 4.000 | 4.000 | 4.000 | 3.975 | 3.800 | 3.850 | 3.875 | 4.411 | |
| | | 十五年1926 | 3.800 | 4.000 | 4.000 | 3.933 | 4.000 | 3.750 | 3.700 | 3.817 | 3.700 | 3.700 | 3.650 | 3.683 | 3.650 | 4.000 | 4.000 | 4.000 | 3.883 | 3.829 |
| | | 十六年1927 | 4.050 | 4.000 | 4.000 | 4.017 | 4.150 | 4.150 | 4.050 | 4.117 | 4.100 | 4.000 | 4.000 | 4.033 | 4.000 | 4.000 | 4.000 | 4.000 | 4.000 | 4.042 |
| | | 十七年1928 | 4.000 | 4.000 | 4.050 | 4.017 | 4.100 | 4.200 | 4.200 | 4.167 | 4.150 | 4.050 | 4.050 | 4.083 | 4.250 | 4.350 | 4.600 | 4.400 | 4.400 | 4.167 |
| | | 十八年1929 | 4.600 | 4.600 | 4.600 | 4.600 | 4.600 | 4.600 | 4.675 | 4.625 | 4.750 | 4.925 | 5.000 | 4.892 | 5.000 | 5.000 | 5.000 | 5.000 | 5.000 | 4.779 |
| | | 十九年1930 | 5.000 | 5.000 | 5.000 | 5.000 | 5.300 | 5.300 | 5.575 | 5.392 | 6.000 | 6.000 | 6.000 | 6.000 | 6.000 | 6.000 | 6.000 | 6.000 | 6.000 | 5.598 |
| | | 二十年1931 | 6.176 | 6.578 | 6.461 | 6.405 | 5.830 | 5.639 | 5.448 | 5.639 | 5.345 | 5.375 | 5.154 | 5.291 | 4.875 | 4.670 | 4.376 | 4.640 | 5.494 | |
| | | 廿一年1932 | 4.273 | ... | 4.171 | 4.222 | 4.259 | 4.464 | 4.406 | 4.376 | 4.347 | 4.141 | 3.759 | 4.082 | 3.759 | 3.965 | 3.965 | 4.072 | 4.188 | |

比國竹節鋼在滬之躉售市價
PRICE OF BELGIAN BAMBOO STEEL
民國十二年至廿一年
1923 - 1932

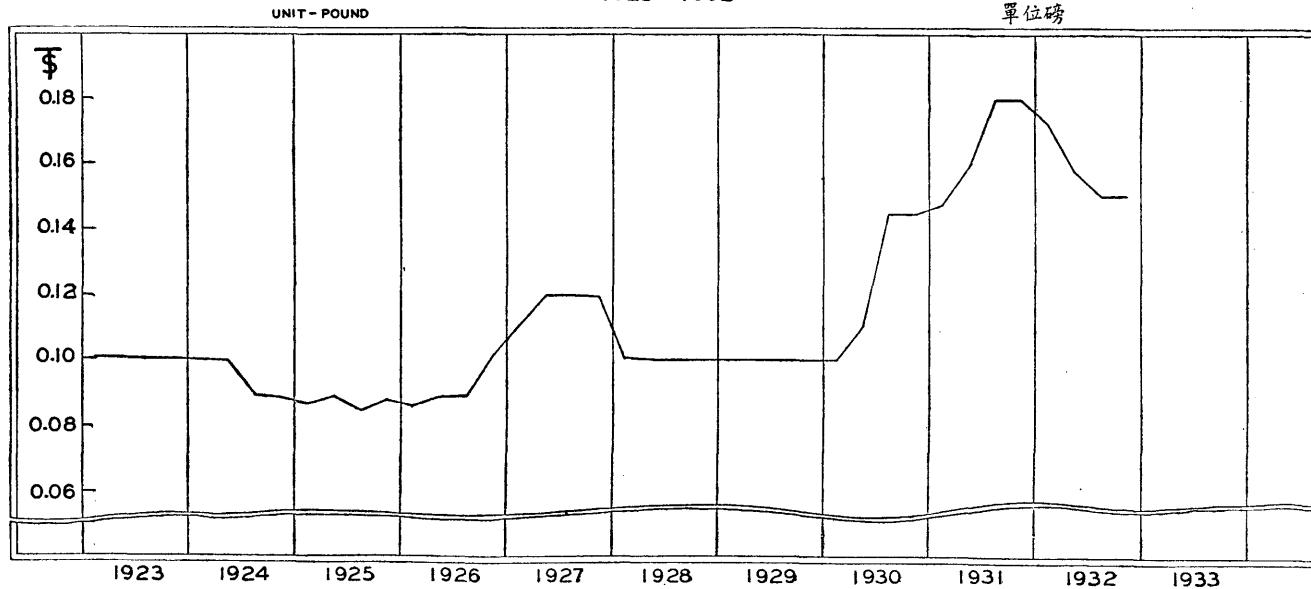


鋼 STEEL

躉售市價 (單位兩)—Wholesale Price (Shanghai Tls.)

| 名稱 Name | 單位 Unit | 年份 Year | 一月 Jan. | 二月 Feb. | 三月 March | 平均 Qrly. Average | 四月 April | 五月 May | 六月 June | 平均 Qrly. Average | 七月 July | 八月 Aug. | 九月 Sept. | 平均 Qrly. Average | 十月 Oct. | 十一月 Nov. | 十二月 Dec. | 平均 Qrly. Average | 總平均 Year's Average | | | |
|--|------------|------------|------------|------------|-------------|------------------------|-------------|-----------|------------|------------------------|------------|------------|-------------|------------------------|------------|-------------|-------------|------------------------|--------------------------|-------|-------|-------|
| 具器, 鋼黃牌 (英) Steel, Tool, Yellow Label (Great Britain) | 磅 Pound | 十二年1923 | 0.100 | 0.100 | 0.100 | 0.100 | 0.100 | 0.100 | 0.100 | 0.100 | 0.100 | 0.100 | 0.100 | 0.100 | 0.100 | 0.100 | 0.100 | 0.100 | 0.100 | 0.100 | | |
| | | 十三年1924 | 0.100 | 0.100 | 0.093 | 0.099 | 0.090 | 0.090 | 0.090 | 0.090 | 0.090 | 0.090 | 0.082 | 0.080 | 0.084 | 0.080 | 0.080 | 0.080 | 0.080 | 0.080 | 0.088 | |
| | | 十四年1925 | 0.081 | 0.090 | 0.090 | 0.087 | 0.090 | 0.090 | ... | 0.090 | 0.090 | 0.085 | 0.085 | 0.085 | 0.085 | 0.080 | 0.080 | 0.080 | 0.080 | 0.080 | 0.086 | |
| | | 十五年1926 | 0.080 | 0.087 | 0.090 | 0.086 | 0.090 | 0.090 | 0.090 | 0.090 | 0.090 | 0.090 | 0.090 | 0.090 | 0.090 | 0.102 | 0.110 | 0.110 | 0.107 | 0.107 | 0.093 | |
| | | 十六年1927 | 0.110 | 0.115 | 0.120 | 0.115 | 0.120 | 0.120 | 0.120 | 0.120 | 0.120 | 0.120 | 0.120 | 0.120 | 0.120 | 0.120 | 0.120 | 0.120 | 0.120 | 0.120 | 0.119 | |
| | | 十七年1928 | 0.120 | 0.100 | 0.100 | 0.107 | 0.100 | 0.100 | 0.100 | 0.100 | 0.100 | 0.100 | 0.100 | 0.100 | 0.100 | 0.100 | 0.100 | 0.100 | 0.100 | 0.100 | 0.100 | 0.102 |
| | | 十八年1929 | 0.100 | 0.100 | 0.100 | 0.100 | 0.100 | 0.100 | 0.100 | 0.100 | 0.100 | 0.100 | 0.100 | 0.100 | 0.100 | 0.100 | 0.100 | 0.100 | 0.100 | 0.100 | 0.100 | 0.100 |
| | | 十九年1930 | 0.100 | 0.100 | 0.100 | 0.100 | 0.100 | 0.105 | 0.110 | 0.125 | 0.113 | 0.140 | 0.145 | 0.150 | 0.145 | 0.150 | 0.145 | 0.140 | 0.140 | 0.145 | 0.145 | 0.126 |
| | | 二十年1931 | 0.145 | 0.150 | 0.150 | 0.148 | 0.150 | 0.160 | 0.170 | 0.160 | 0.160 | 0.180 | 0.180 | 0.180 | 0.180 | 0.180 | 0.180 | 0.180 | 0.180 | 0.180 | 0.180 | 0.167 |
| | | 廿一年1932 | 0.175 | ... | 0.170 | 0.173 | 0.160 | 0.160 | 0.155 | 0.158 | 0.150 | 0.150 | 0.150 | 0.150 | 0.150 | ... | 0.150 | 0.150 | 0.150 | 0.150 | 0.150 | 0.157 |

英國黃牌器具鋼在滬之躉售市價
PRICE OF BRITISH TOOL STEEL
民國十二年至廿一年
1923 - 1932

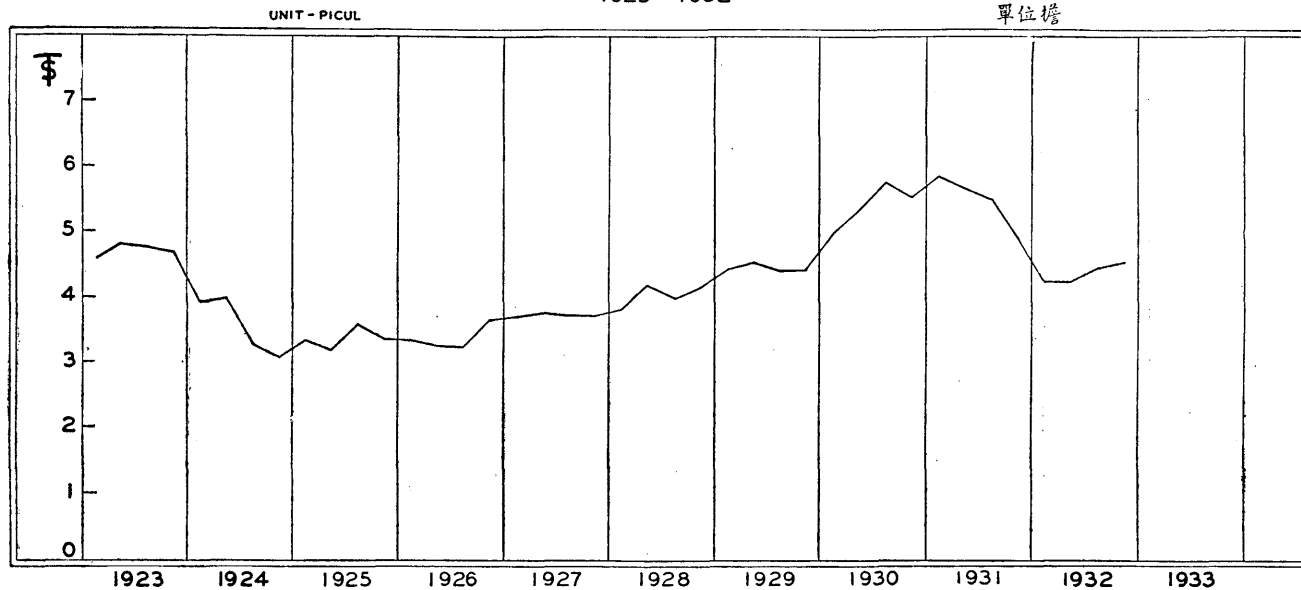


鋼 STEEL

躉售市價 (單位兩) — Wholesale Price (Shanghai Tls.)

| 名稱 Name | 單位 Unit | 年份 Year | 一月 Jan. | 二月 Feb. | 三月 March | 平均 Qrly. Average | 四月 April | 五月 May | 六月 June | 平均 Qrly. Average | 七月 July | 八月 Aug. | 九月 Sept. | 平均 Qrly. Average | 十月 Oct. | 十一月 Nov. | 十二月 Dec. | 平均 Qrly. Average | 總平均 Year's Average |
|--|------------|------------|------------|------------|-------------|------------------------|-------------|-----------|------------|------------------------|------------|------------|-------------|------------------------|------------|-------------|-------------|------------------------|--------------------------|
| 孟林圓鋼, 徑四吋 (美) Steel, Mild, Round Bars, ½" diameter (U. S. A.) | 担 Picul | 十二年1923 | 4.250 | 4.450 | 5.087 | 4.596 | 5.000 | 4.862 | 4.537 | 4.800 | 4.500 | 4.775 | 5.050 | 4.775 | 4.850 | 4.775 | 4.450 | 4.692 | 4.716 |
| | | 十三年1924 | 4.162 | 3.950 | 3.700 | 3.937 | 3.925 | 4.000 | 3.800 | 3.908 | 3.612 | 3.180 | 3.087 | 3.293 | 3.033 | 3.067 | 3.183 | 3.094 | 3.558 |
| | | 十四年1925 | 3.400 | 3.450 | 3.250 | 3.367 | 3.200 | 3.200 | ... | 3.200 | 3.750 | 3.500 | 3.550 | 3.600 | 3.450 | 3.500 | 3.225 | 3.392 | 3.390 |
| | | 十五年1926 | 3.175 | 3.375 | 3.375 | 3.308 | 3.250 | 3.225 | 3.225 | 3.267 | 3.225 | 3.225 | 3.250 | 3.233 | 3.390 | 3.775 | 3.825 | 3.663 | 3.368 |
| | | 十六年1927 | 3.750 | 3.600 | 3.750 | 3.700 | 3.800 | 3.750 | 3.750 | 3.767 | 3.725 | 3.700 | 3.700 | 3.708 | 3.700 | 3.700 | 3.750 | 3.717 | 3.723 |
| | | 十七年1928 | 3.650 | 3.800 | 4.000 | 3.817 | 4.200 | 4.200 | 4.200 | 4.200 | 4.200 | 3.950 | 3.850 | 4.000 | 4.250 | 4.150 | 4.175 | 4.192 | 4.052 |
| | | 十八年1929 | 4.275 | 4.375 | 4.700 | 4.450 | 4.800 | 4.550 | 4.400 | 4.583 | 4.425 | 4.400 | 4.500 | 4.442 | 4.500 | 4.400 | 4.425 | 4.442 | 4.479 |
| | | 十九年1930 | 4.625 | 5.175 | 5.200 | 5.000 | 5.150 | 5.250 | 5.550 | 5.317 | 5.800 | 5.800 | 5.750 | 5.783 | 5.650 | 5.500 | 5.500 | 5.550 | 5.413 |
| | | 二十年1931 | 5.825 | 5.900 | 5.925 | 5.883 | 5.725 | 5.600 | 5.600 | 5.642 | 5.600 | 5.550 | 5.400 | 5.517 | 5.175 | 4.900 | 4.700 | 4.925 | 5.492 |
| | | 廿一年1932 | 4.400 | ... | 4.100 | 4.250 | 4.125 | 4.325 | 4.300 | 4.250 | 4.300 | 4.450 | 4.500 | 4.417 | 4.500 | 4.500 | 4.650 | 4.550 | 4.367 |

美國徑四吋孟林圓鋼在滬之躉售市價
PRICE OF MILD STEEL ROUND BAR
民國十二年至廿一年
1923 - 1932

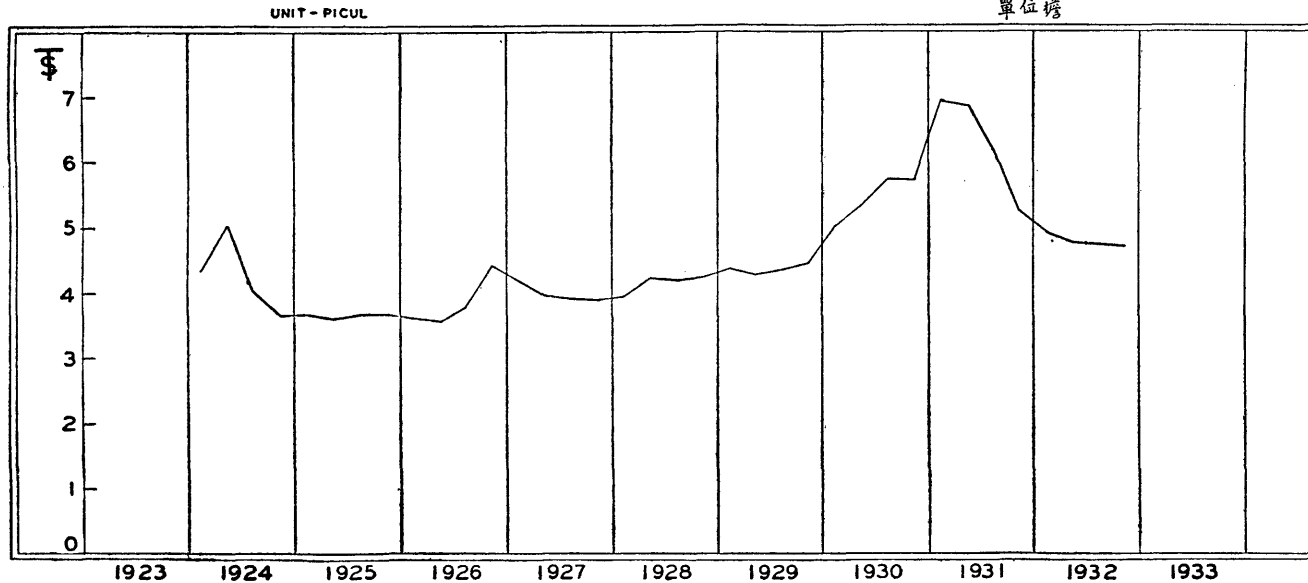


鋼 STEEL

躉售市價 (單位兩) — Wholesale Price (Shanghai Tls.)

| 名稱 Name | 單位 Unit | 年份 Year | 一月 Jan. | 二月 Feb. | 三月 March | 平均 Qrly. Average | 四月 April | 五月 May | 六月 June | 平均 Qrly. Average | 七月 July | 八月 Aug. | 九月 Sept. | 平均 Qrly. Average | 十月 Oct. | 十一月 Nov. | 十二月 Dec. | 平均 Qrly. Average | 總平均 Year's Average | |
|---|------------|------------|------------|------------|-------------|------------------------|-------------|-----------|------------|------------------------|------------|------------|-------------|------------------------|------------|-------------|-------------|------------------------|--------------------------|-------|
| 光方條 (英,比) Steel, Nail Rods (Great Britain & Belgium) | 担 Picul | 十二年1923 | | | | | | | | | | | | | | | | | | |
| | | 十三年1924 | 4.500 | 4.350 | 4.125 | 4.325 | 5.225 | 5.250 | 5.100 | 5.192 | 4.387 | 3.770 | 3.633 | 3.930 | 3.667 | 3.683 | 3.533 | 3.628 | 4.269 | |
| | | 十四年1925 | 3.583 | 3.750 | 3.750 | 3.694 | 3.600 | 3.600 | ... | 3.600 | 3.625 | 3.750 | 3.650 | 3.675 | 3.675 | 3.650 | 3.650 | 3.650 | 3.658 | 3.657 |
| | | 十五年1926 | 3.600 | 3.600 | 3.600 | 3.600 | 3.500 | 3.600 | 3.600 | 3.567 | 3.800 | 3.775 | 3.775 | 3.783 | 4.050 | 4.600 | 4.600 | 4.417 | 3.842 | |
| | | 十六年1927 | 4.300 | 4.250 | 4.000 | 4.183 | 4.000 | 4.000 | 3.950 | 3.983 | 3.900 | 3.900 | 3.900 | 3.900 | 3.900 | 3.900 | 3.900 | 3.900 | 3.900 | 3.992 |
| | | 十七年1928 | 3.850 | 3.900 | 4.200 | 3.983 | 4.200 | 4.250 | 4.250 | 4.233 | 4.200 | 4.200 | 4.200 | 4.200 | 4.200 | 4.250 | 4.250 | 4.250 | 4.250 | 4.167 |
| | | 十八年1929 | 4.250 | 4.375 | 4.525 | 4.383 | 4.325 | 4.250 | 4.250 | 4.275 | 4.275 | 4.325 | 4.425 | 4.342 | 4.500 | 4.400 | 4.500 | 4.467 | 4.367 | |
| | | 十九年1930 | 4.875 | 5.125 | 5.000 | 5.000 | 5.000 | 5.200 | 5.800 | 5.333 | 5.750 | 5.700 | 5.700 | 5.717 | 5.750 | 5.700 | 5.700 | 5.717 | 5.442 | |
| | | 二十年1931 | 6.500 | 6.900 | 7.500 | 6.967 | 7.200 | 6.725 | 6.550 | 6.825 | 6.300 | 6.200 | 6.000 | 6.167 | 5.500 | 5.250 | 5.050 | 5.267 | 6.306 | |
| | | 廿一年1932 | 4.950 | ... | 4.900 | 4.925 | 4.750 | 4.750 | 4.750 | 4.750 | 4.750 | 4.700 | 4.700 | 4.717 | 4.500 | 4.600 | 5.000 | 4.700 | 4.773 | |

英國及比國之光方鋼條在滬之躉售市價
 PRICE OF BRITISH & BELGIAN STEEL NAIL RODS
 民國十三年至廿一年
 1924 - 1932

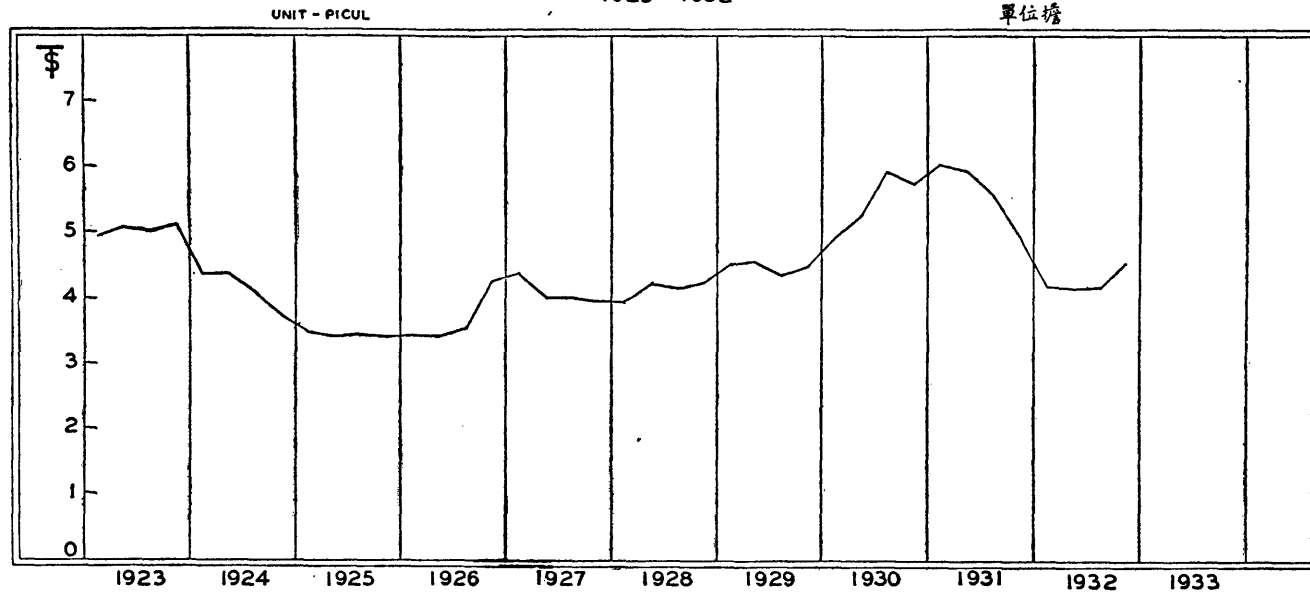


鐵 IRON

躉售市價(單位兩)—Wholesale Price (Shanghai Tls.)

| 名稱 Name | 單位 Unit | 年份 Year | 一月 Jan. | 二月 Feb. | 三月 March | 平均 Qrly. Average | 四月 April | 五月 May | 六月 June | 平均 Qrly. Average | 七月 July | 八月 Aug. | 九月 Sept. | 平均 Qrly. Average | 十月 Oct. | 十一月 Nov. | 十二月 Dec. | 平均 Qrly. Average | 總平均 Year's Average | |
|---|------------|------------|------------|------------|-------------|------------------------|-------------|-----------|------------|------------------------|------------|------------|-------------|------------------------|------------|-------------|-------------|------------------------|--------------------------|-------|
| 扁鐵, 厚二吩, 四吩 (英, 比, 德) Iron, Flat Bars, ½"-¾" thick (Great Britain, Belgium & Germany) | 担 Picul | 十二年1923 | 4.750 | 4.833 | 5.185 | 4.923 | 5.212 | 5.162 | 4.900 | 5.091 | 4.812 | 5.000 | 5.200 | 5.004 | 5.000 | 5.500 | 4.850 | 5.117 | 5.034 | |
| | | 十三年1924 | 4.500 | 4.200 | 4.412 | 4.371 | 4.500 | 4.425 | 4.250 | 4.392 | 4.200 | 4.020 | 4.000 | 4.073 | 3.600 | 3.750 | 3.783 | 3.711 | 4.137 | |
| | | 十四年1925 | 3.500 | 3.467 | 3.500 | 3.489 | 3.400 | 3.400 | ... | 3.400 | 3.425 | 3.425 | 3.400 | 3.417 | 3.400 | 3.400 | 3.400 | 3.400 | 3.400 | 3.427 |
| | | 十五年1926 | 3.400 | 3.450 | 3.400 | 3.417 | 3.400 | 3.400 | 3.400 | 3.400 | 3.500 | 3.500 | 3.550 | 3.517 | 3.750 | 4.550 | 4.500 | 4.267 | 3.650 | |
| | | 十六年1927 | 4.400 | 4.500 | 4.250 | 4.383 | 4.100 | 4.000 | 3.900 | 4.000 | 4.000 | 4.000 | 4.000 | 4.000 | 4.000 | 4.000 | 4.000 | 3.900 | 3.967 | 4.088 |
| | | 十七年1928 | 3.850 | 3.925 | 4.100 | 3.958 | 4.250 | 4.250 | 4.250 | 4.250 | 4.250 | 4.150 | 4.175 | 4.225 | 4.183 | 4.250 | 4.250 | 4.250 | 4.250 | 4.160 |
| | | 十八年1929 | 4.250 | 4.500 | 4.800 | 4.517 | 4.750 | 4.500 | 4.500 | 4.583 | 4.375 | 4.350 | 4.400 | 4.375 | 4.500 | 4.500 | 4.500 | 4.500 | 4.500 | 4.494 |
| | | 十九年1930 | 4.750 | 5.000 | 5.000 | 4.917 | 5.000 | 5.250 | 5.625 | 5.292 | 6.000 | 5.950 | 5.800 | 5.917 | 5.800 | 5.750 | 5.700 | 5.750 | 5.750 | 5.469 |
| | | 二十年1931 | 5.900 | 6.125 | 6.175 | 6.067 | 6.050 | 5.950 | 5.900 | 5.937 | 5.800 | 5.600 | 5.400 | 5.600 | 5.100 | 4.900 | 4.800 | 4.933 | 5.642 | |
| | | 廿一年1932 | 4.350 | ... | 4.050 | 4.200 | 4.075 | 4.150 | 4.250 | 4.158 | 4.200 | 4.150 | 4.100 | 4.150 | 4.175 | 4.525 | 4.900 | 4.533 | 4.260 | |

英比德三國厚二吩至四吩之扁鐵在滬之躉售市價
 PRICE OF BRITISH BELGIAN & GERMAN FLAT BARS
 民國十二年至廿一年
 1923 - 1932

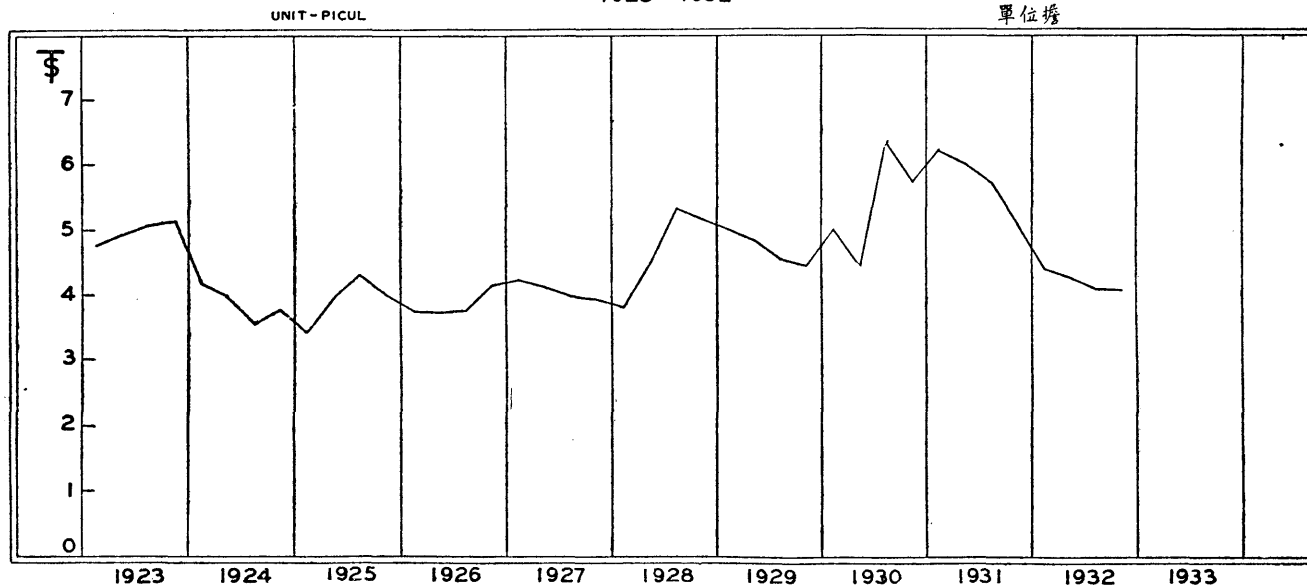


鐵 IRON

躉售市價 (單位兩)—Wholesale Price (Shanghai Tls.)

| 名稱 Name | 單位 Unit | 年份 Year | 一月 Jan. | 二月 Feb. | 三月 March | 平均 Qrly. Average | 四月 April | 五月 May | 六月 June | 平均 Qrly. Average | 七月 July | 八月 Aug. | 九月 Sept. | 平均 Qrly. Average | 十月 Oct. | 十一月 Nov. | 十二月 Dec. | 平均 Qrly. Average | 總平均 Year's Average | | |
|---|------------|------------|------------|------------|-------------|------------------------|-------------|-----------|------------|------------------------|------------|------------|-------------|------------------------|------------|-------------|-------------|------------------------|--------------------------|-------|-------|
| 三角鐵,邊寬二吋 至二吋半 (英,比,美) Iron, Angles, 2"-2½" wide (Great Britain, Belgium, & U. S. A.) | 担 Picul | 十二年1923 | 4.600 | 4.767 | 4.825 | 4.731 | 4.975 | 4.975 | 4.780 | 4.910 | 4.787 | 5.212 | 5.140 | 5.046 | 5.000 | 5.500 | 4.850 | 5.117 | 4.951 | | |
| | | 十三年1924 | 4.425 | 4.100 | 4.050 | 4.192 | 3.975 | 4.000 | 3.950 | 3.975 | 3.637 | 3.540 | 3.517 | 3.565 | 3.717 | 3.750 | 3.783 | 3.750 | 3.870 | | |
| | | 十四年1925 | 3.500 | 3.400 | 3.500 | 3.467 | 4.000 | 4.000 | ... | 4.000 | 4.500 | 4.500 | 4.000 | 4.333 | 4.000 | 4.000 | 4.000 | 4.000 | 4.142 | 3.950 | |
| | | 十五年1926 | 3.675 | 3.875 | 3.750 | 3.767 | 3.750 | 3.750 | 3.750 | 3.750 | 3.750 | 3.750 | 3.750 | 3.750 | 3.750 | 3.775 | 4.400 | 4.250 | 4.142 | 3.852 | |
| | | 十六年1927 | 4.250 | 4.250 | 4.250 | 4.250 | 4.200 | 4.200 | 4.000 | 4.133 | 4.000 | 4.000 | 4.000 | 4.000 | 4.000 | 4.000 | 4.000 | 3.900 | 3.967 | 4.088 | |
| | | 十七年1928 | 3.750 | 3.800 | 4.000 | 3.850 | 4.200 | 4.450 | 4.875 | 4.508 | 5.375 | 5.375 | 5.250 | 5.333 | 5.375 | 5.100 | 5.100 | 5.100 | 5.192 | 4.721 | |
| | | 十八年1929 | 5.000 | 5.000 | 5.000 | 5.000 | 5.000 | 4.900 | 4.750 | 4.883 | 4.675 | 4.550 | 4.500 | 4.575 | 4.500 | 4.450 | 4.500 | 4.450 | 4.500 | 4.483 | 4.735 |
| | | 十九年1930 | 4.625 | 5.175 | 5.250 | 5.617 | 4.350 | 4.300 | 4.650 | 4.433 | 6.750 | 6.225 | 6.075 | 6.350 | 5.950 | 5.650 | 5.550 | 5.550 | 5.717 | 5.379 | |
| | | 二十年1931 | 6.100 | 6.275 | 6.275 | 6.217 | 6.100 | 5.900 | 6.000 | 6.090 | 5.850 | 5.775 | 5.600 | 5.742 | 5.400 | 5.000 | 4.900 | 4.900 | 5.100 | 5.517 | |
| | | 廿一年1932 | 4.525 | ... | 4.300 | 4.413 | 4.300 | 4.250 | 4.300 | 4.283 | 4.275 | 4.000 | 4.000 | 4.092 | 4.050 | 4.500 | 4.950 | 4.500 | 4.322 | | |

英比美三國邊寬二吋至二吋半之三角鐵在滬之躉售市價
 PRICE OF BRITISH BELGIAN & AMERICAN IRON ANGLES
 民國十二年至廿一年
 1923 - 1932

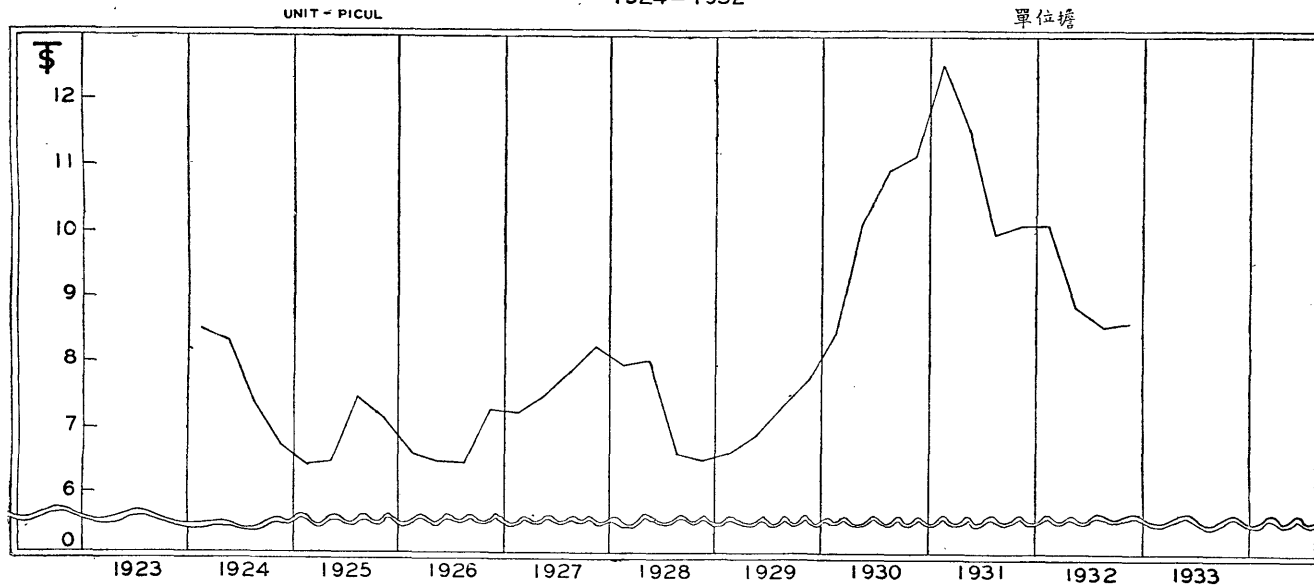


鐵 IRON

躉售市價 (單位兩)—Wholesale Price (Shanghai Tls.)

| 名稱 Name | 單位 Unit | 年份 Year | 一月 Jan. | 二月 Feb. | 三月 March | 平均 Qrly. Average | 四月 April | 五月 May | 六月 June | 平均 Qrly. Average | 七月 July | 八月 Aug. | 九月 Sept. | 平均 Qrly. Average | 十月 Oct. | 十一月 Nov. | 十二月 Dec. | 平均 Qrly. Average | 總平均 Year's Average | |
|---|------------|------------|------------|------------|-------------|------------------------|-------------|-----------|------------|------------------------|------------|------------|-------------|------------------------|------------|-------------|-------------|------------------------|--------------------------|--|
| 黑鐵皮,十八張 (比,德) Iron, Sheet, Black, 18 piver (Belgium & Germany) | 担 Picul | 十二年1923 | | | | | | | | | | | | | | | | | | |
| | | 十三年1924 | 8.675 | 8.750 | 8.225 | 8.550 | 8.187 | 8.000 | 8.750 | 8.312 | 7.737 | 7.410 | 6.983 | 7.377 | 6.867 | 6.700 | 6.533 | 6.700 | 7.735 | |
| | | 十四年1925 | 6.500 | 6.333 | 6.500 | 6.444 | 6.500 | 6.500 | ... | 6.500 | 7.250 | 7.625 | 7.575 | 7.483 | 7.500 | 7.175 | 6.875 | 7.183 | 6.903 | |
| | | 十五年1926 | 6.625 | 6.700 | 6.500 | 6.608 | 6.500 | 6.500 | 6.500 | 6.500 | 6.500 | 6.500 | 6.475 | 6.492 | 7.000 | 7.700 | 7.200 | 7.300 | 6.725 | |
| | | 十六年1927 | 7.250 | 7.250 | 7.250 | 7.250 | 7.200 | 7.625 | 7.675 | 7.500 | 7.575 | 7.925 | 8.000 | 7.833 | 8.500 | 8.175 | 8.125 | 8.267 | 7.713 | |
| | | 十七年1928 | 8.000 | 7.875 | 7.875 | 7.917 | 8.125 | 8.300 | 7.625 | 8.017 | 6.750 | 6.575 | 6.800 | 6.708 | 6.875 | 6.500 | 6.200 | 6.525 | 7.291 | |
| | | 十八年1929 | 6.375 | 6.875 | 6.750 | 6.667 | 6.500 | 6.650 | 7.375 | 6.842 | 7.500 | 7.100 | 7.575 | 7.392 | 7.875 | 7.725 | 7.675 | 7.758 | 7.165 | |
| | | 十九年1930 | 7.875 | 8.600 | 8.875 | 8.450 | 9.075 | 9.500 | 11.750 | 10.108 | 11.250 | 11.375 | 10.300 | 10.975 | 10.675 | 12.000 | 12.125 | 11.600 | 10.283 | |
| | | 二十年1931 | 13.000 | 12.750 | 11.875 | 12.542 | 11.500 | 11.825 | 11.350 | 11.558 | 10.375 | 10.750 | 11.375 | 11.000 | 10.750 | 11.625 | 11.000 | 11.125 | 11.556 | |
| | | 廿一年1932 | 10.250 | ... | 10.000 | 10.125 | 9.050 | 8.800 | 8.750 | 8.867 | 8.650 | 8.500 | 8.500 | 8.550 | 8.500 | 8.550 | 8.752 | 8.601 | 9.036 | |

比德二國黑鐵皮在滬之躉售市價
PRICE OF BELGIAN & GERMAN BLACK IRON SHEETS
民國十三年至廿一年

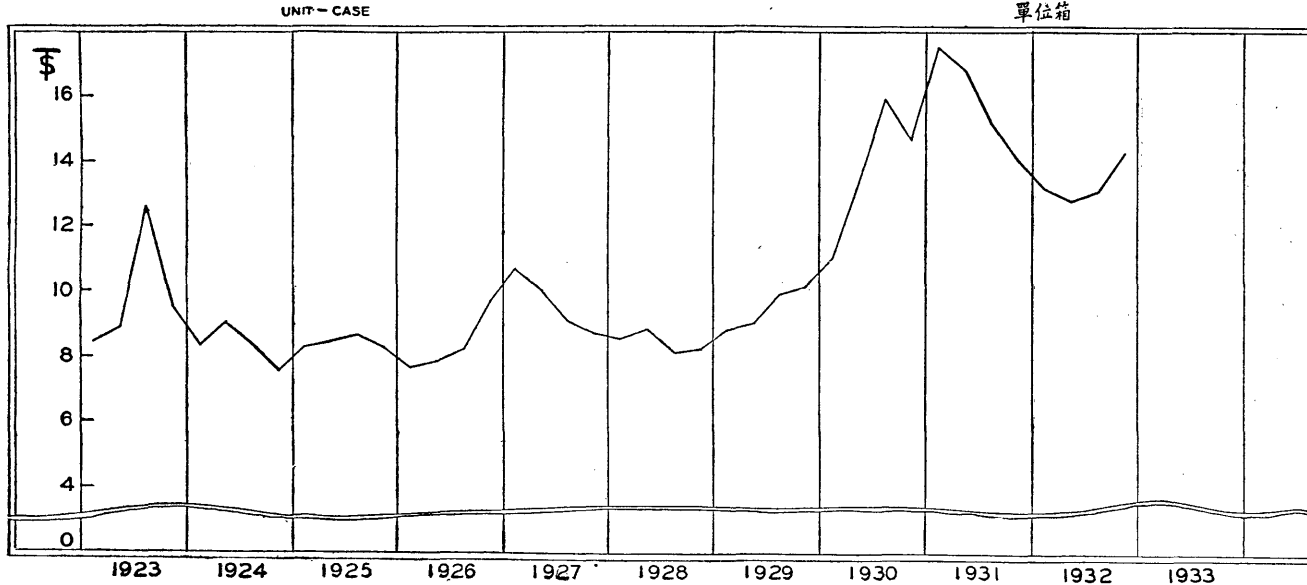


鐵 IRON

躉售市價 (單位兩) — Wholesale Price (Shanghai Tls.)

| 名稱 Name | 單位 Unit | 年份 Year | 一月 Jan. | 二月 Feb. | 三月 March | 平均 Qrly. Average | 四月 April | 五月 May | 六月 June | 平均 Qrly. Average | 七月 July | 八月 Aug. | 九月 Sept. | 平均 Qrly. Average | 十月 Oct. | 十一月 Nov. | 十二月 Dec. | 平均 Qrly. Average | 總平均 Year's Average |
|--|------------|------------|------------|------------|-------------|------------------------|-------------|-----------|------------|------------------------|------------|------------|-------------|------------------------|------------|-------------|-------------|------------------------|--------------------------|
| 素馬口鐵, 九十磅 (美) Iron, Plates, Tinned, Plain, 90 lbs. (U. S. A.) | 箱 Case | 十二年1923 | 7.460 | 8.733 | 9.200 | 8.464 | 9.000 | 8.687 | 8.980 | 8.889 | 12.500 | 12.500 | 12.800 | 12.600 | 9.650 | 9.550 | 9.475 | 9.558 | 9.853 |
| | | 十三年1924 | 8.237 | 8.375 | 8.475 | 8.362 | 9.312 | 9.050 | 8.725 | 9.029 | 8.400 | 8.440 | 8.212 | 8.357 | 7.567 | 7.550 | 7.583 | 7.567 | 8.329 |
| | | 十四年1925 | 8.083 | 8.583 | 8.500 | 8.589 | 8.500 | 8.500 | ... | 8.500 | 8.750 | 8.750 | 8.675 | 8.767 | 8.675 | 8.250 | 7.875 | 8.267 | 8.481 |
| | | 十五年1926 | 7.675 | 7.800 | 7.875 | 7.783 | 7.875 | 7.875 | 7.800 | 7.850 | 7.850 | 8.375 | 8.550 | 8.258 | 9.000 | 9.900 | 10.250 | 9.717 | 8.402 |
| | | 十六年1927 | 11.000 | 10.625 | 10.625 | 10.750 | 10.625 | 10.000 | 9.550 | 10.058 | 9.175 | 9.250 | 9.150 | 9.192 | 8.950 | 8.800 | 8.500 | 8.750 | 9.688 |
| | | 十七年1928 | 8.625 | 8.750 | 8.400 | 8.592 | 8.925 | 8.950 | 8.575 | 8.817 | 8.400 | 8.000 | 8.175 | 8.192 | 8.325 | 8.175 | 8.250 | 8.250 | 8.463 |
| | | 十八年1929 | 8.625 | 9.000 | 8.800 | 8.808 | 8.625 | 8.875 | 9.525 | 9.008 | 9.900 | 9.950 | 9.925 | 9.925 | 10.225 | 10.125 | 10.250 | 10.200 | 9.485 |
| | | 十九年1930 | 10.875 | 11.500 | 12.250 | 11.542 | 12.950 | 13.250 | 14.125 | 13.442 | 16.250 | 16.500 | 15.000 | 15.917 | 14.750 | 14.400 | 15.125 | 14.758 | 13.915 |
| | | 二十年1931 | 17.250 | 18.250 | 17.250 | 17.583 | 16.450 | 17.250 | 16.875 | 16.858 | 15.375 | 15.125 | 15.125 | 15.208 | 14.750 | 14.250 | 13.250 | 14.083 | 15.933 |
| | | 廿一年1932 | 13.500 | ... | 13.000 | 13.250 | 12.750 | 12.875 | 13.000 | 12.875 | 12.750 | 14.000 | 14.250 | 13.667 | 14.000 | 14.250 | 14.500 | 14.250 | 13.510 |

美國九十磅素馬口鐵在滬之躉售市價
PRICE OF AMERICAN PLAIN IRON TINNED PLATE
民國十二年至廿一年
1923 - 1932

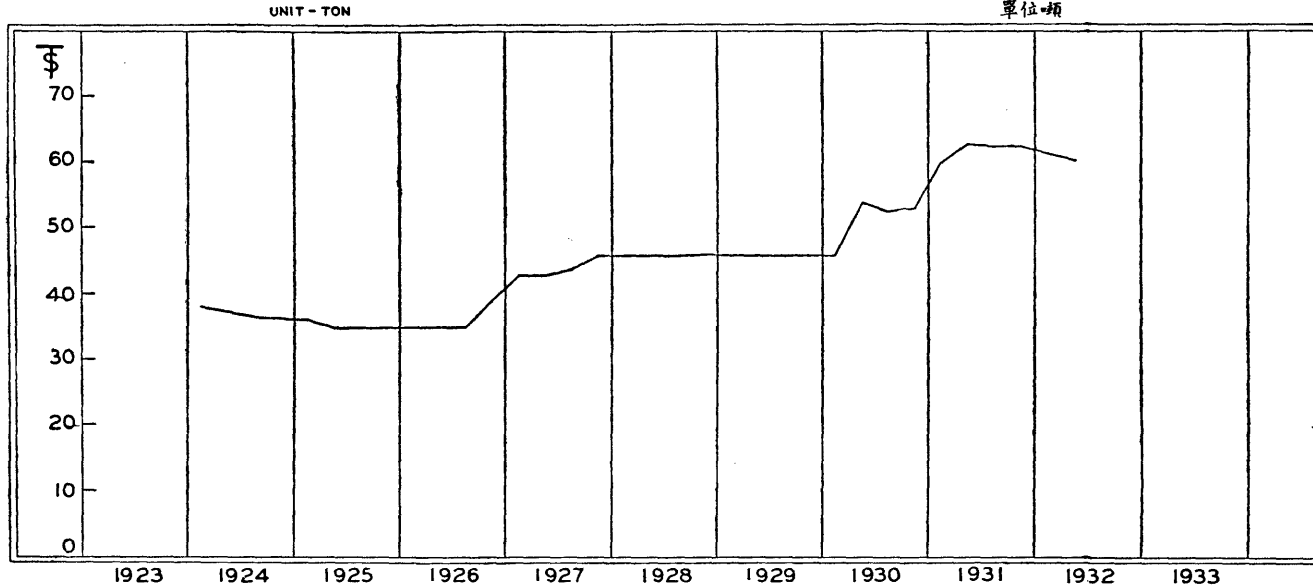


鐵 IRON

躉售市價 (單位兩) — Wholesale Price (Shanghai Tls.)

| 名稱 Name | 單位 Unit | 年份 Year | 一月 Jan. | 二月 Feb. | 三月 March | 平均 Qrly. Average | 四月 April | 五月 May | 六月 June | 平均 Qrly. Average | 七月 July | 八月 Aug. | 九月 Sept. | 平均 Qrly. Average | 十月 Oct. | 十一月 Nov. | 十二月 Dec. | 平均 Qrly. Average | 總平均 Year's Average | | | |
|--|------------|------------|------------|------------|-------------|------------------------|-------------|-----------|------------|------------------------|------------|------------|-------------|------------------------|------------|-------------|-------------|------------------------|--------------------------|--------|--------|--------|
| 生鐵, 漢冶萍 頭號 (湖北) Iron, Pig, No. 1 Han Yih Ping Hupeh (China) | 噸 Ton | 十二年1923 | | | | | | | | | | | | | | | | | | | | |
| | | 十三年1924 | 38.000 | 38.000 | 37.750 | 37.917 | 37.000 | 37.000 | 37.000 | 37.000 | 37.000 | 37.000 | 36.000 | 36.000 | 36.333 | 36.000 | 36.000 | 36.000 | 36.000 | 36.000 | 36.810 | |
| | | 十四年1925 | 36.000 | 36.000 | 36.000 | 36.000 | 35.000 | 35.000 | ... | 35.000 | 35.000 | 35.000 | 35.000 | 35.000 | 35.000 | 35.000 | 35.000 | 35.000 | 35.000 | 35.000 | 35.250 | |
| | | 十五年1926 | 35.000 | 35.000 | 35.000 | 35.000 | 35.000 | 35.000 | 35.000 | 35.000 | 35.000 | 35.000 | 35.000 | 35.000 | 35.000 | 39.000 | 40.000 | 40.500 | 39.833 | 36.208 | | |
| | | 十六年1927 | 43.000 | 43.000 | 43.000 | 43.000 | 43.000 | 43.000 | 43.000 | 43.000 | 43.000 | 43.000 | 43.000 | 46.000 | 44.000 | 43.000 | 46.000 | 46.000 | 46.000 | 46.000 | 44.000 | |
| | | 十七年1928 | 46.000 | 46.000 | 46.000 | 46.000 | 46.000 | 46.000 | 46.000 | 46.000 | 46.000 | 46.000 | 46.000 | 46.000 | 46.000 | 46.000 | 46.000 | 46.000 | 46.000 | 46.000 | 46.000 | 46.000 |
| | | 十八年1929 | 46.000 | 46.000 | 46.000 | 46.000 | 46.000 | 46.000 | 46.000 | 46.000 | 46.000 | 46.000 | 46.000 | 46.000 | 46.000 | 46.000 | 46.000 | 46.000 | 46.000 | 46.000 | 46.000 | 46.000 |
| | | 十九年1930 | 46.000 | 46.000 | 46.000 | 46.000 | 54.000 | ... | 54.000 | 54.000 | 54.000 | 51.500 | 53.000 | 53.000 | 52.500 | 53.000 | 53.000 | 53.000 | 53.000 | 53.000 | 53.000 | 51.375 |
| | | 二十年1931 | 55.500 | 61.000 | 62.500 | 60.000 | 63.500 | 62.500 | 62.500 | 62.833 | 62.500 | 62.500 | 62.500 | 62.500 | 62.500 | 62.500 | 62.500 | 62.500 | 62.500 | 62.500 | 62.500 | 61.958 |
| | | 廿一年1932 | 61.500 | ... | 61.000 | 61.250 | 61.000 | 60.000 | 60.000 | 60.333 | | | | | | 60.000 | 60.000 | 58.500 | 59.500 | | | |

上海漢冶萍頭號生鐵之躉售市價
PRICE OF HAN YIH PING NO. 1 PIG IRON
民國十三年至廿一年
1924-1932

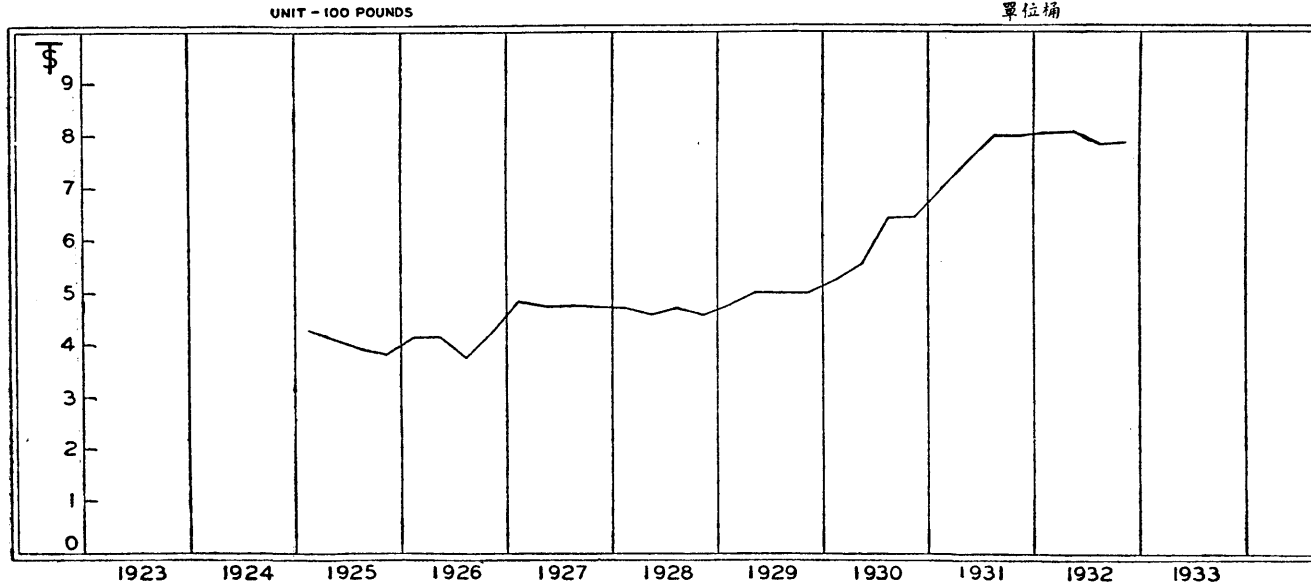


鐵 IRON

躉售市價 (單位兩)—Wholesale Price (Shanghai Tls.)

| 名稱 Name | 單位 Unit | 年份 Year | 一月 Jan. | 二月 Feb. | 三月 March | 平均 Qrly. Average | 四月 April | 五月 May | 六月 June | 平均 Qrly. Average | 七月 July | 八月 Aug. | 九月 Sept. | 平均 Qrly. Average | 十月 Oct. | 十一月 Nov. | 十二月 Dec. | 平均 Qrly. Average | 總平均 Year's Average | | |
|--|---------------|------------|------------|------------|-------------|------------------------|-------------|-----------|------------|------------------------|------------|------------|-------------|------------------------|------------|-------------|-------------|------------------------|--------------------------|-------|--|
| 洋釘, 1-6吋 Iron, Wire Nails, 1"-6" long Shanghai (China) | 桶 100 lbs. | 十二年1923 | | | | | | | | | | | | | | | | | | | |
| | | 十三年1924 | | | | | | | | | | | | | | | | | | | |
| | | 十四年1925 | 4.600 | 4.300 | 4.000 | 4.300 | 4.150 | 4.100 | ... | 4.125 | 3.850 | 4.000 | 4.000 | 3.950 | 3.800 | 3.750 | 3.900 | 3.817 | 4.048 | | |
| | | 十五年1926 | 3.950 | 4.250 | 4.250 | 4.150 | 4.250 | 4.150 | 4.000 | 4.133 | 3.750 | 3.750 | 3.800 | 3.767 | 4.000 | 4.100 | 4.700 | 4.267 | 4.079 | | |
| | | 十六年1927 | 5.000 | 4.700 | 4.800 | 4.833 | 4.800 | 4.700 | 4.700 | 4.733 | 4.700 | 5.200 | 4.200 | 4.700 | 4.800 | 4.750 | 4.600 | 4.717 | 4.746 | | |
| | | 十七年1928 | 4.700 | 4.700 | 4.700 | 4.700 | 4.550 | 4.750 | 4.750 | 4.683 | 4.750 | 4.725 | 4.650 | 4.708 | 4.575 | 4.550 | 4.575 | 4.567 | 4.665 | | |
| | | 十八年1929 | 4.600 | 4.850 | 5.000 | 4.817 | 5.000 | 5.000 | 5.000 | 5.000 | 5.000 | 5.000 | 5.000 | 5.000 | 5.000 | 5.000 | 5.000 | 5.000 | 5.000 | 4.954 | |
| | | 十九年1930 | 5.000 | 5.275 | 5.400 | 5.225 | 5.400 | 5.400 | 5.825 | 5.542 | 6.175 | 6.500 | 6.500 | 6.392 | 6.500 | 6.450 | 6.400 | 6.450 | 6.450 | 5.902 | |
| | | 二十年1931 | 6.875 | 7.000 | 7.000 | 6.958 | 7.000 | 7.500 | 8.000 | 7.500 | 8.000 | 8.000 | 8.000 | 8.000 | 8.000 | 8.000 | 8.000 | 8.000 | 8.000 | 7.614 | |
| | | 廿一年1932 | 8.000 | ... | 8.100 | 8.050 | 8.200 | 8.000 | 8.000 | 8.067 | 8.000 | 7.750 | 7.750 | 7.833 | 7.750 | 7.875 | 8.000 | 7.875 | 7.956 | | |

上海一吋至六吋洋釘之躉售市價
PRICE OF NATIVE MADE 1-6 INCH WIRE NAILS
民國十四年至廿一年
1925-1932

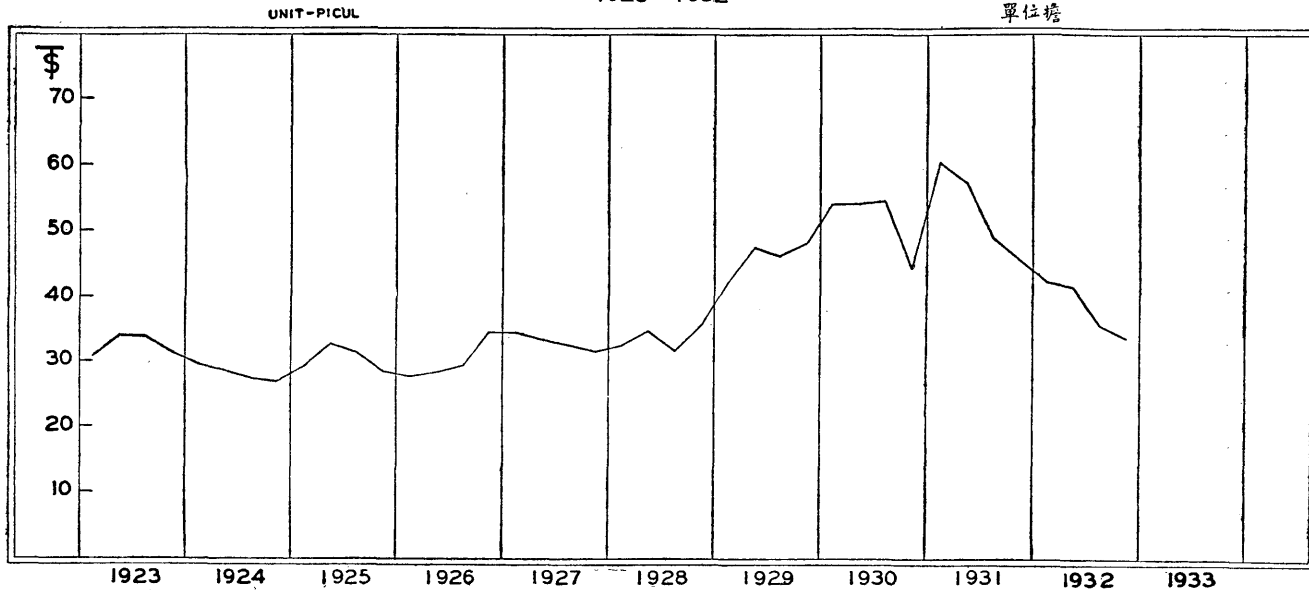


紫銅 COPPER

躉售市價(單位兩)—Wholesale Price (Shanghai Tls.)

| 名稱 Name | 單位 Unit | 年份 Year | 一月 Jan. | 二月 Feb. | 三月 March | 平均 Qrly. Average | 四月 April | 五月 May | 六月 June | 平均 Qrly. Average | 七月 July | 八月 Aug. | 九月 Sept. | 平均 Qrly. Average | 十月 Oct. | 十一月 Nov. | 十二月 Dec. | 平均 Qrly. Average | 總平均 Year's Average |
|---|------------|------------|------------|------------|-------------|------------------------|-------------|-----------|------------|------------------------|------------|------------|-------------|------------------------|------------|-------------|-------------|------------------------|--------------------------|
| 紫銅錠 T. C. 99.7% (美,日) Copper, Ingots, T. C. 99.7% (U. S. A. & Japan) | 担 Picul | 十二年1923 | 28.600 | 30.000 | 33.375 | 30.658 | 34.000 | 34.000 | 33.500 | 33.833 | 33.625 | 33.875 | 33.625 | 33.708 | 32.900 | 30.775 | 30.500 | 31.392 | 32.398 |
| | | 十三年1924 | 29.575 | 29.833 | 28.900 | 29.436 | 28.625 | 28.500 | 28.220 | 28.448 | 27.675 | 27.200 | 27.000 | 27.292 | 27.083 | 26.583 | 27.017 | 26.894 | 28.017 |
| | | 十四年1925 | 27.400 | 28.833 | 29.417 | 28.550 | 32.350 | 33.250 | ... | 32.800 | 32.000 | 31.750 | 29.750 | 31.167 | 28.500 | 28.250 | 28.500 | 28.417 | 30.234 |
| | | 十五年1926 | 27.750 | 27.875 | 28.250 | 27.958 | 28.125 | 28.500 | 28.500 | 28.375 | 29.000 | 29.000 | 30.500 | 29.500 | 32.750 | 34.500 | 36.000 | 34.417 | 30.063 |
| | | 十六年1927 | 34.250 | 34.000 | 34.500 | 34.250 | 34.500 | 33.250 | 31.750 | 33.167 | 31.500 | 33.250 | 33.250 | 32.637 | 31.750 | 31.750 | 31.500 | 31.667 | 32.938 |
| | | 十七年1928 | 32.000 | 33.000 | 32.500 | 32.500 | 36.000 | 36.000 | 32.750 | 34.917 | 32.000 | 32.000 | 31.750 | 31.917 | 35.500 | 32.500 | 39.250 | 35.750 | 33.771 |
| | | 十八年1929 | 38.750 | 39.750 | 43.500 | 42.333 | 53.000 | 44.500 | 46.000 | 47.833 | 47.000 | 46.500 | 46.500 | 46.637 | 49.000 | 48.000 | 48.000 | 48.333 | 46.292 |
| | | 十九年1930 | 52.000 | 55.500 | 54.875 | 54.125 | 53.750 | 52.750 | 56.000 | 54.167 | 57.500 | 56.500 | 59.520 | 54.750 | 44.250 | 43.500 | 46.000 | 44.583 | 51.906 |
| | | 二十年1931 | 59.750 | 60.750 | 61.000 | 60.500 | 61.000 | 57.500 | 53.000 | 57.167 | 51.000 | 49.000 | 47.500 | 49.167 | 47.000 | 46.000 | 45.000 | 46.000 | 53.208 |
| | | 廿一年1932 | 43.500 | ... | 41.750 | 42.625 | 42.000 | 42.000 | 41.000 | 41.667 | 35.500 | 35.150 | 35.625 | 35.425 | 33.000 | 33.500 | 34.000 | 33.500 | 38.304 |

美日二國紫銅錠在滬之躉售市價
PRICE OF AMERICAN & JAPANESE COPPER INGOTS
民國十二年至廿一年
1923 - 1932

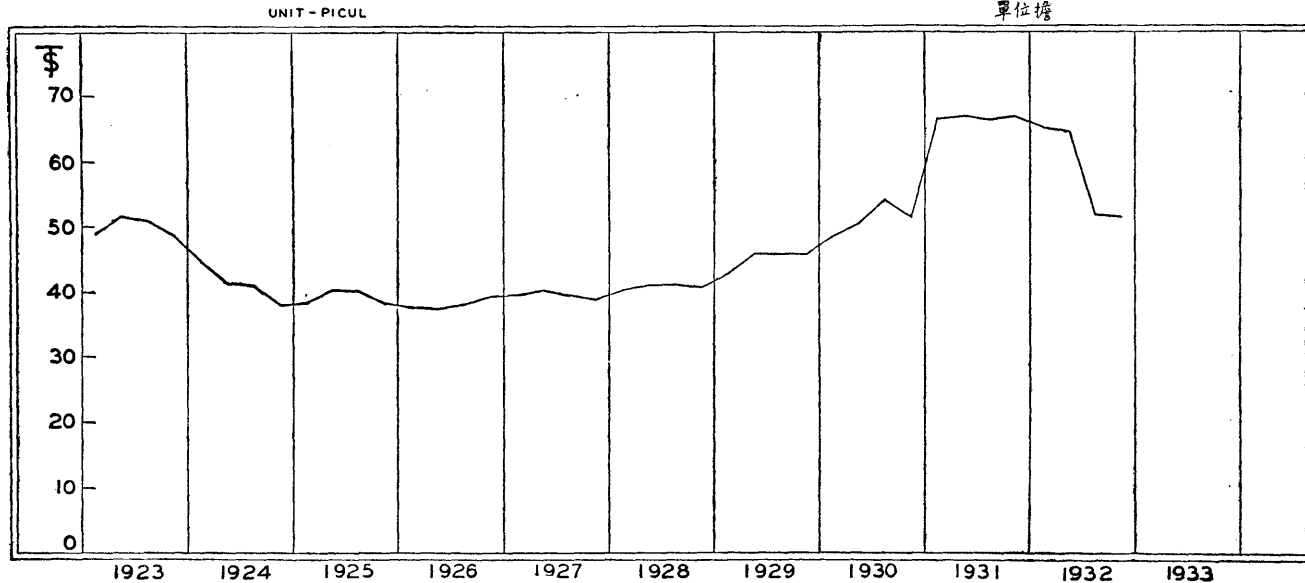


紫 銅 COPPER

躉售市價 (單位兩)—Wholesale Price (Shanghai Tls.)

| 名 稱 Name | 單 位 Unit | 年 份 Year | 一 月 Jan. | 二 月 Feb. | 三 月 March | 平 均 Qrly. Average | 四 月 April | 五 月 May | 六 月 June | 平 均 Qrly. Average | 七 月 July | 八 月 Aug. | 九 月 Sept. | 平 均 Qrly. Average | 十 月 Oct. | 十一 月 Nov. | 十二 月 Dec. | 平 均 Qrly. Average | 總 平 均 Year's Average | |
|---|-------------|-------------|-------------|-------------|--------------|-------------------------|--------------|------------|-------------|-------------------------|-------------|-------------|--------------|-------------------------|-------------|--------------|--------------|-------------------------|----------------------------|--------|
| 紫銅板,厚二哩 半至二吩 (日) Copper, Plate 1/32"—1/4" (Japan) | 担 Picul | 十二年1923 | 47.250 | 48.667 | 50.000 | 48.639 | 50.125 | 51.250 | 51.800 | 51.058 | 51.625 | 50.500 | 50.500 | 50.708 | 49.750 | 48.400 | 47.875 | 48.675 | 49.770 | |
| | | 十三年1924 | 47.187 | 44.167 | 43.450 | 44.935 | 42.125 | 41.750 | 41.200 | 41.692 | 40.750 | 40.300 | 39.330 | 40.127 | 38.600 | 38.007 | 37.500 | 38.050 | 41.202 | |
| | | 十四年1925 | 37.500 | 39.333 | 38.667 | 38.500 | 39.750 | 41.250 | ... | 40.500 | 41.000 | 40.500 | 39.250 | 40.250 | 39.000 | 38.500 | 38.250 | 38.583 | 39.458 | |
| | | 十五年1926 | 38.250 | 38.000 | 37.500 | 37.917 | 37.500 | 37.500 | 38.250 | 37.750 | 38.250 | 38.500 | 38.000 | 38.250 | 39.000 | 39.750 | 40.000 | 39.583 | 38.375 | |
| | | 十六年1927 | 39.500 | 40.000 | 40.000 | 39.833 | 40.000 | 40.000 | 40.500 | 40.167 | 40.000 | 40.000 | 39.500 | 39.833 | 39.000 | 39.000 | 39.000 | 39.000 | 39.000 | 39.708 |
| | | 十七年1928 | 39.000 | 41.000 | 41.000 | 40.333 | 41.000 | 41.250 | 41.000 | 41.083 | 41.250 | 41.250 | 41.000 | 41.167 | 41.000 | 41.000 | 41.000 | 41.000 | 41.000 | 40.895 |
| | | 十八年1929 | 41.000 | 42.000 | 46.000 | 43.000 | 46.000 | 46.000 | 46.000 | 46.000 | 46.000 | 46.000 | 46.000 | 46.000 | 46.000 | 46.000 | 46.000 | 46.000 | 46.000 | 45.250 |
| | | 十九年1930 | 46.000 | 50.000 | 50.000 | 48.667 | 50.000 | 50.000 | 52.500 | 50.833 | 55.000 | 55.000 | 53.000 | 54.333 | 52.000 | 51.500 | 51.750 | 51.750 | 51.750 | 51.396 |
| | | 二十年1931 | 65.750 | 66.750 | 67.000 | 66.500 | 67.000 | 67.000 | 67.000 | 67.000 | 67.000 | 67.000 | 67.000 | 66.000 | 66.667 | ... | 67.000 | 67.000 | 67.000 | 66.647 |
| | | 廿一年1932 | 65.400 | ... | 65.000 | 65.200 | 65.000 | 65.000 | 65.000 | 63.750 | 64.583 | 51.500 | 51.250 | ... | 51.375 | 51.750 | 51.500 | 51.500 | 51.583 | 58.185 |

日本厚二哩半至二吩紫銅板在滬之躉售市價
PRICE OF JAPANESE 1/32-1/4 INCH COPPER PLATE
民國十二年至廿一年
1923-1932

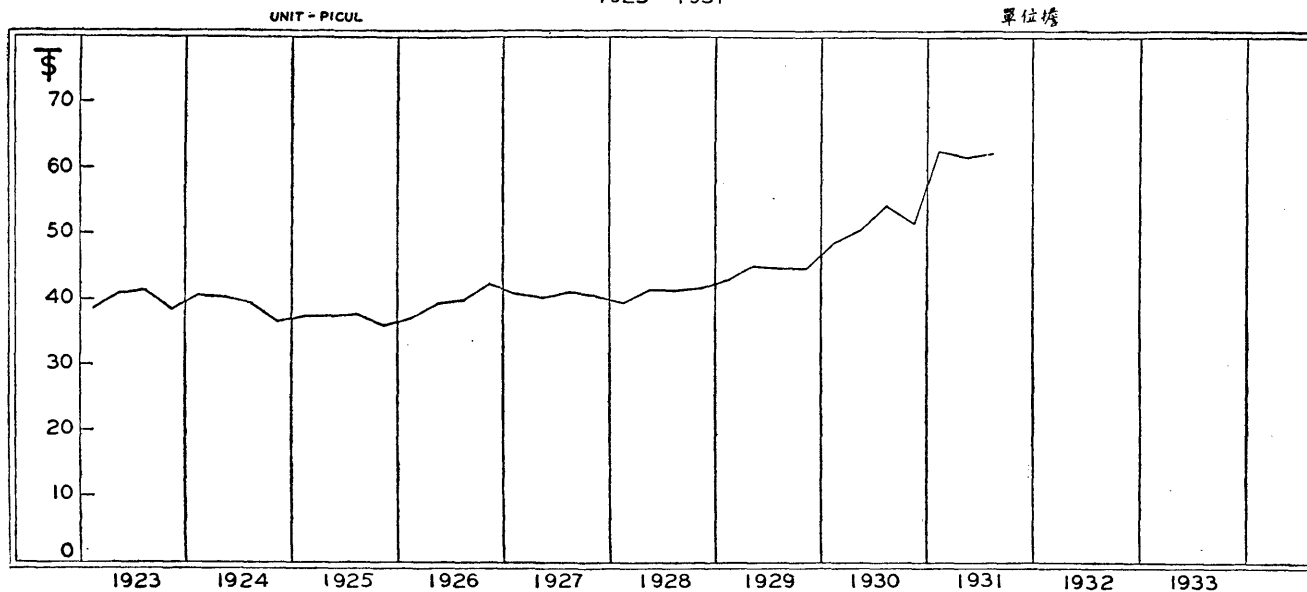


紫 銅 COPPER

躉售市價 (單位兩)—Wholesale Price (Shanghai Tls.)

| 名 稱 Name | 單 位 Unit | 年 份 Year | 一 月 Jan. | 三 月 Feb. | 三 月 March | 平 均 Qrly. Average | 四 月 April | 五 月 May | 六 月 June | 平 均 Qrly. Average | 七 月 July | 八 月 Aug. | 九 月 Sept. | 平 均 Qrly. Average | 十 月 Oct. | 十一 月 Nov. | 十二 月 Dec. | 平 均 Qrly. Average | 總平均 Year's Average | |
|--|-------------|-------------|-------------|-------------|--------------|-------------------------|--------------|------------|-------------|-------------------------|-------------|-------------|--------------|-------------------------|-------------|--------------|--------------|-------------------------|--------------------------|--------|
| 紫銅絲, 一至廿八號 (日) Copper Wire, Nos. 1-28 (Japan) | 担 Picul | 十二年1923 | 37.375 | 38.667 | 40.000 | 38.681 | 40.125 | 40.500 | 41.800 | 40.808 | 41.625 | 41.125 | 41.300 | 41.350 | 46.125 | 37.900 | 37.125 | 38.383 | 39.805 | |
| | | 十三年1924 | 40.000 | 40.875 | 40.625 | 40.500 | 40.875 | 40.375 | 39.875 | 40.375 | 39.500 | 39.000 | 39.500 | 39.333 | 37.667 | 36.000 | 36.333 | 36.667 | 39.219 | |
| | | 十四年1925 | 37.500 | 38.500 | 37.000 | 37.667 | 37.000 | 38.000 | ... | 37.500 | 38.000 | 38.000 | 37.500 | 37.833 | 35.000 | 36.000 | 37.000 | 36.000 | 37.250 | |
| | | 十五年1926 | 37.000 | 37.000 | 37.000 | 37.000 | 39.000 | 39.500 | 39.500 | 39.333 | 39.500 | 39.500 | 40.000 | 39.667 | 41.000 | 43.500 | 43.250 | 42.583 | 39.656 | |
| | | 十六年1927 | 43.000 | 40.000 | 40.000 | 41.000 | 40.000 | 39.500 | 41.000 | 40.167 | 41.500 | 41.000 | 41.000 | 41.167 | 41.000 | 41.000 | 40.000 | 40.667 | 40.750 | |
| | | 十七年1928 | 39.750 | 40.000 | 40.000 | 39.917 | 41.000 | 42.250 | 42.000 | 41.750 | 42.000 | 41.500 | 41.500 | 41.667 | 42.000 | 42.000 | 42.000 | 42.000 | 42.000 | 41.334 |
| | | 十八年1929 | 42.000 | 42.000 | 45.250 | 43.083 | 46.250 | 45.000 | 45.000 | 45.417 | 45.000 | 45.000 | 45.000 | 45.000 | 45.000 | 45.000 | 45.000 | 45.000 | 45.000 | 44.625 |
| | | 十九年1930 | 46.500 | 50.000 | 50.000 | 48.833 | 50.000 | 50.000 | 52.500 | 50.833 | 55.000 | 55.000 | 53.500 | 54.500 | 52.000 | 51.500 | 51.750 | 51.750 | 51.750 | 51.479 |
| | | 二十年1931 | 62.625 | 63.000 | 63.000 | 62.875 | 61.500 | 61.500 | 62.500 | 61.833 | 62.500 | 62.500 | 62.500 | 62.500 | | | | | | |
| | | 廿一年1932 | | | | | | | | | | | | | | | | | | |

日本一號至廿八號紫銅絲在滬之躉售市價
PRICE OF JAPANESE COPPER WIRE NO. 1-28
民國十二年至二十年
1923 - 1931

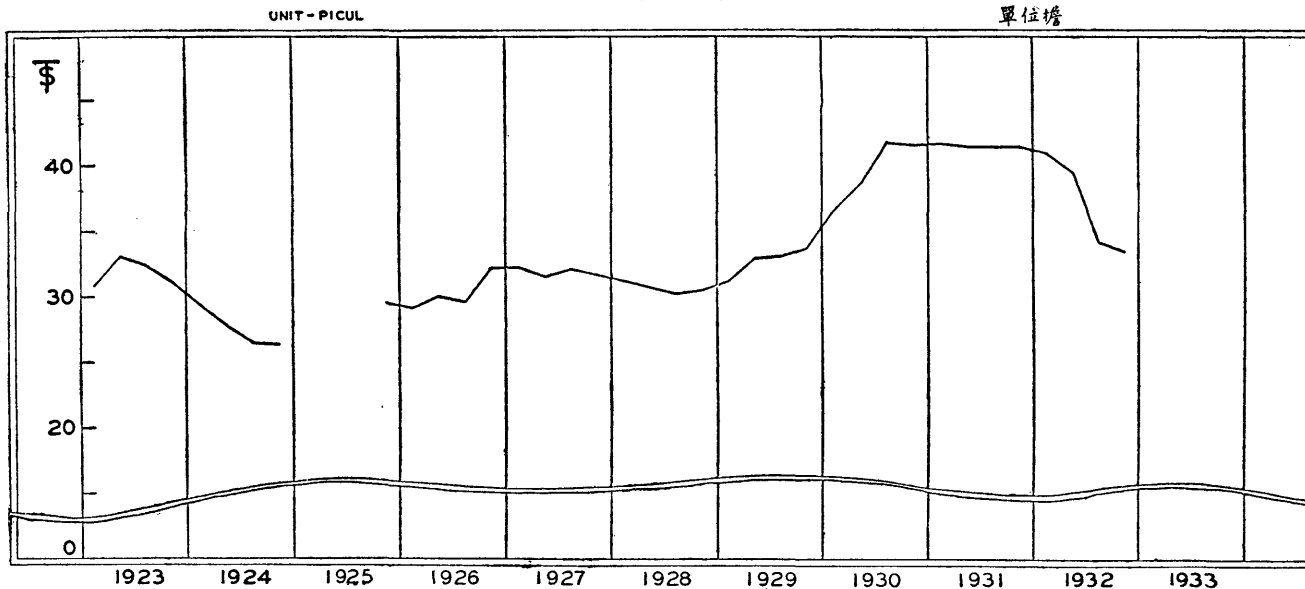


黃 銅 BRASS

躉售市價 (單位兩) — Wholesale Price (Shanghai Tls.)

| 名 稱 Name | 單 位 Unit | 年 份 Year | 一 月 Jan. | 二 月 Feb. | 三 月 March | 平 均 Qrly. Average | 四 月 April | 五 月 May | 六 月 June | 平 均 Qrly. Average | 七 月 July | 八 月 Aug. | 平 月 Sept. | 平 均 Qrly. Average | 十 月 Oct. | 十一 月 Nov. | 十二 月 Dec. | 平 均 Qrly. Average | 總平均 Year's Average |
|--|-------------|-------------|-------------|-------------|--------------|-------------------------|--------------|------------|-------------|-------------------------|-------------|-------------|--------------|-------------------------|-------------|--------------|--------------|-------------------------|--------------------------|
| 黃銅條(粗,細) (日,德) (有*號者 為德國貨) Brass Rods, Large & Small (Japan, except *, * indicates Germany.) | 担 Picul | 十二年1923 | 29.650 | 31.000 | 31.500 | 30.717 | 31.687 | 32.312 | 35.000 | 33.000 | 33.750 | 32.064 | 31.312 | 32.375 | 31.140 | 31.000 | 30.835 | 31.005 | 31.774 |
| | | 十三年1924 | 30.500 | 29.500 | 28.250 | 29.417 | 28.125 | 27.437 | 27.550 | 27.704 | 26.750 | 26.450 | 26.250 | 26.483 | 25.833 | 26.500 | 26.833 | 26.389 | 27.498 |
| | | 十四年1925 | | | | | | | | | | | | | 29.750 | 29.500 | 29.500 | 29.583 | |
| | | 十五年1926 | 29.250 | 29.250 | 29.000 | 29.167 | 29.250 | 30.750 | 30.125 | 30.042 | 30.000 | 29.250 | 30.250 | 29.833 | 31.000 | 33.000 | 32.750 | 32.250 | 30.323 |
| | | 十六年1927 | 32.500 | 32.750 | 31.750 | 32.333 | 31.800 | 31.500 | 31.750 | 31.683 | 32.000 | 32.250 | 32.000 | 32.083 | 32.000 | 31.750 | 31.500 | 31.750 | 31.962 |
| | | 十七年1928 | 31.250 | 31.500 | 31.000 | 31.250 | 31.000 | 30.875 | 30.625 | 30.833 | 30.500 | 30.375 | 30.250 | 30.375 | 30.375 | 30.750 | 30.750 | 30.625 | 30.771 |
| | | 十八年1929 | 30.750 | 31.375 | 32.250 | 31.458 | 33.000 | 33.000 | 33.000 | 33.000 | 33.000 | 33.500 | 33.500 | 33.333 | 33.750 | 34.000 | 34.000 | 33.917 | 32.927 |
| | | 十九年1930 | 34.750 | 37.250 | 38.250 | 36.750 | 38.250 | 38.000 | 40.000 | 38.750 | 41.500 | 42.000 | 42.000 | 41.833 | 41.000 | 40.000 | 39.500 | 40.167 | 39.375 |
| | | 二十年1931 | 41.125 | 42.000 | 42.000 | 41.708 | 41.500 | 41.500 | 41.500 | 41.500 | 41.500 | 41.500 | 41.500 | 41.500 | ... | ... | * | 41.500 | 41.552 |
| | | 廿一年1932 | 41.000 | ... | 41.000 | 41.000 | 40.750 | 39.750 | 38.250 | 39.583 | *34.500 | 34.500 | 33.875 | 34.292 | *33.500 | 33.250 | 33.500 | 33.417 | 37.073 |

日本粗細黃銅條在滬之躉售市價
PRICE OF JAPANESE BRASS RODS
民國十二年至廿一年
1923 - 1932

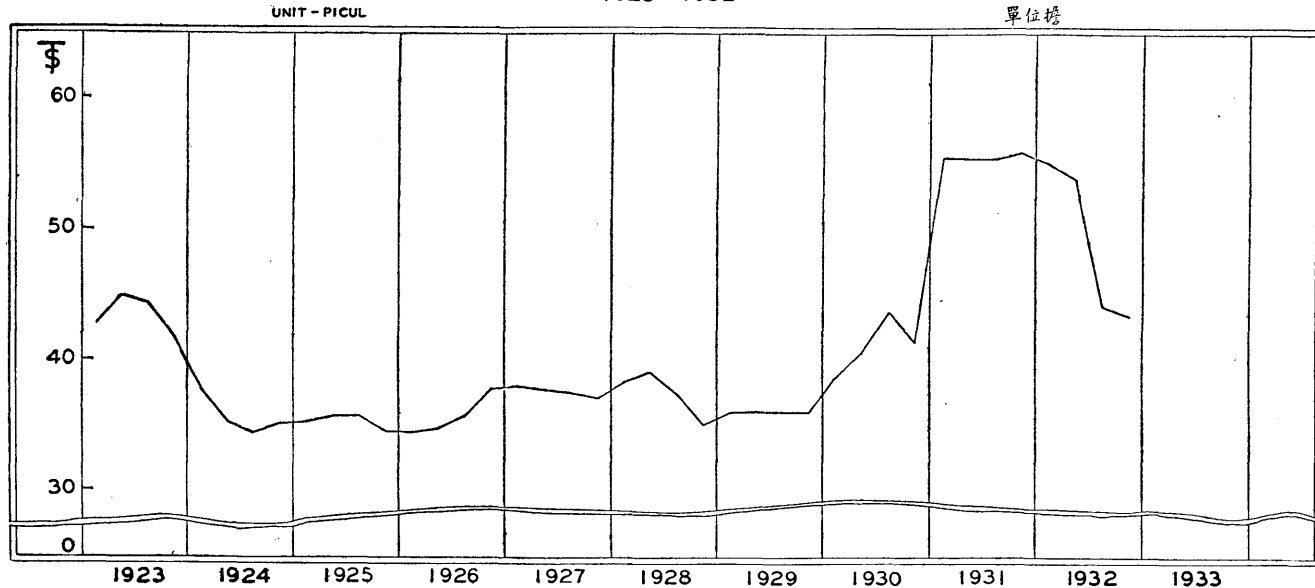


黃銅 BRASS

躉售市價 (單位兩) — Wholesale Price (Shanghai Tls.)

| 名稱 Name | 單位 Unit | 年份 Year | 一月 Jan. | 二月 Feb. | 三月 March | 平均 Qrly. Average | 四月 April | 五月 May | 六月 June | 平均 Qrly. Average | 七月 July | 八月 Aug. | 九月 Sept. | 平均 Qrly. Average | 十月 Oct. | 十一月 Nov. | 十二月 Dec. | 平均 Qrly. Average | 總平均 Qrly. Average | | |
|---|------------|------------|------------|------------|-------------|------------------------|-------------|-----------|------------|------------------------|------------|------------|-------------|------------------------|------------|-------------|-------------|------------------------|-------------------------|--------|--------|
| 黃銅板, 厚二哩半 至二吩 (日, 德) (有*號者 為德國貨) Brass, Plate. 1/32"—1/4" (Japan, except *, * indicates Germany.) | 担 Picul | 十二年1923 | 41.000 | 42.333 | 45.000 | 42.778 | 45.000 | 45.000 | 45.000 | 45.000 | 45.000 | 44.875 | 44.375 | 44.000 | 44.417 | 43.123 | 41.500 | 40.750 | 41.792 | 43.497 | |
| | | 十三年1924 | 39.062 | 37.567 | 36.750 | 37.793 | 36.062 | 35.375 | 34.700 | 35.379 | 34.500 | 34.400 | 34.567 | 34.489 | 34.833 | 35.000 | 35.417 | 35.083 | 35.686 | | |
| | | 十四年1925 | 35.500 | 35.600 | 35.000 | 35.367 | 35.500 | 36.000 | ... | 35.750 | 36.500 | 35.650 | 35.000 | 35.717 | 34.550 | 34.500 | 34.500 | 34.500 | 34.517 | 35.338 | |
| | | 十五年1926 | 34.500 | 34.500 | 34.500 | 34.500 | 34.500 | 34.750 | 35.000 | 34.750 | 35.500 | 36.000 | 36.000 | 35.833 | 37.000 | 38.000 | 38.500 | 37.833 | 35.729 | | |
| | | 十六年1927 | 38.000 | 38.000 | 38.000 | 38.000 | 38.000 | 38.000 | 37.500 | 37.833 | 37.500 | 37.500 | 37.500 | 37.500 | 37.000 | 37.000 | 37.000 | 37.000 | 37.000 | 37.583 | |
| | | 十七年1928 | 37.000 | 39.000 | 39.000 | 38.333 | 39.500 | 39.000 | 39.000 | 39.167 | 38.500 | 38.500 | 35.000 | 37.333 | 35.000 | 35.000 | 35.000 | 35.000 | 35.000 | 35.000 | 37.458 |
| | | 十八年1929 | 35.000 | 35.000 | 38.000 | 36.000 | 36.000 | 36.000 | 36.000 | 36.000 | 36.000 | 36.000 | 36.000 | 36.000 | 36.000 | 36.000 | 36.000 | 36.000 | 36.000 | 36.000 | 36.000 |
| | | 十九年1930 | 36.000 | 40.000 | 40.000 | 38.667 | 40.000 | 40.000 | 42.000 | 40.667 | 44.000 | 44.000 | 43.000 | 43.667 | 42.000 | 41.000 | 41.500 | 41.500 | 41.500 | 41.125 | |
| | | 二十年1931 | 54.750 | 55.500 | 55.500 | 55.250 | 55.500 | 55.500 | 55.500 | 55.500 | 55.500 | 55.500 | 55.500 | 55.500 | 55.500 | ... | ... | 56.000 | 56.000 | 55.562 | |
| | | 廿一年1932 | 55.250 | ... | 55.000 | 55.125 | 54.500 | 54.500 | 52.750 | 53.917 | 44.000 | 44.500 | 44.000 | 44.167 | 43.750 | 43.000 | 43.250 | 43.333 | 49.135 | | |

日本厚二哩半至二吩黃銅板在滬之躉售市價
 PRICE OF JAPANESE BRASS PLATE
 民國十二年至廿一年
 1923 - 1932

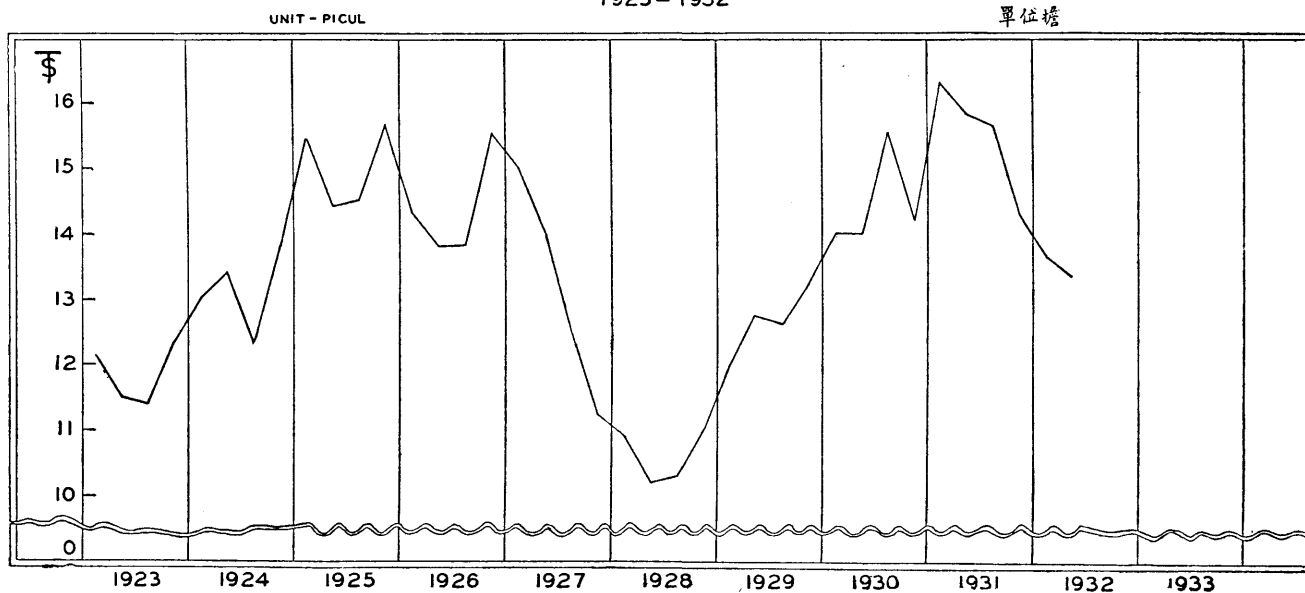


鉛 LEAD

躉售市價 (單位兩)—Wholesale Price (Shanghai Tls.)

| 名稱 Name | 單位 Unit | 年份 Year | 一月 Jan. | 二月 Feb. | 三月 March | 平均 Qrly. Average | 四月 April | 五月 May | 六月 June | 平均 Qrly. Average | 七月 July | 八月 Aug. | 九月 Sept. | 平均 Qrly. Average | 十月 Oct. | 十一月 Nov. | 十二月 Dec. | 平均 Qrly. Average | 總平均 Year's Average |
|---|------------|------------|------------|------------|-------------|------------------------|-------------|-----------|------------|------------------------|------------|------------|-------------|------------------------|------------|-------------|-------------|------------------------|--------------------------|
| 大條鉛 B. M. (印度) Lead, Rods, B. M. (India) | 担 Picul | 十二年1923 | 11.440 | 12.333 | 12.625 | 12.133 | 11.937 | 11.478 | 10.987 | 11.470 | 11.000 | 11.162 | 12.000 | 11.387 | 12.000 | 12.850 | 12.187 | 12.346 | 11.834 |
| | | 十三年1924 | 11.812 | 12.867 | 14.350 | 13.010 | 13.687 | 13.425 | 13.220 | 13.444 | 12.875 | 12.100 | 12.050 | 12.342 | 12.633 | 13.917 | 14.917 | 13.822 | 13.154 |
| | | 十四年1925 | 16.267 | 15.433 | 14.733 | 15.478 | 14.700 | 14.200 | ... | 14.450 | 14.250 | 14.650 | 14.675 | 14.525 | 15.250 | 16.250 | 15.475 | 15.658 | 15.028 |
| | | 十五年1926 | 14.625 | 14.325 | 14.100 | 14.350 | 13.825 | 14.250 | 13.375 | 13.817 | 13.050 | 14.500 | 14.050 | 13.867 | 15.250 | 16.125 | 15.375 | 15.583 | 14.404 |
| | | 十六年1927 | 15.750 | 14.875 | 14.625 | 15.083 | 14.625 | 14.250 | 13.125 | 14.000 | 12.400 | 12.875 | 12.250 | 12.508 | 11.375 | 11.250 | 11.200 | 11.275 | 13.217 |
| | | 十七年1298 | 11.300 | 11.250 | 10.375 | 10.975 | 10.450 | 10.300 | 9.900 | 10.217 | 9.850 | 10.375 | 10.750 | 10.325 | 11.250 | 11.225 | 10.725 | 13.067 | 10.646 |
| | | 十八年1929 | 11.050 | 11.325 | 13.625 | 12.000 | 13.175 | 12.575 | 12.620 | 12.792 | 12.875 | 12.500 | 12.575 | 12.650 | 13.125 | 13.450 | 13.125 | 13.233 | 12.669 |
| | | 十九年1930 | 13.750 | 14.350 | 13.950 | 14.017 | 13.500 | 13.625 | 15.000 | 14.042 | 15.875 | 15.900 | 14.875 | 15.550 | 14.450 | 14.125 | 14.175 | 14.250 | 14.465 |
| | | 二十年1931 | 15.500 | 15.875 | 17.625 | 16.333 | 15.750 | 15.875 | 16.000 | 15.875 | 15.700 | 15.875 | 15.500 | 15.692 | 14.875 | 14.200 | 13.850 | 14.308 | 15.552 |
| | | 廿一年1932 | 13.550 | ... | 13.800 | 13.675 | 13.600 | 13.400 | 13.125 | 13.375 | 11.750 | 11.900 | 11.725 | 11.792 | 12.050 | 12.000 | 12.125 | 12.058 | 12.725 |

印度大條鉛在滬之躉售市價
PRICE OF INDIAN LEAD RODS
民國十二年至廿一年
1923-1932

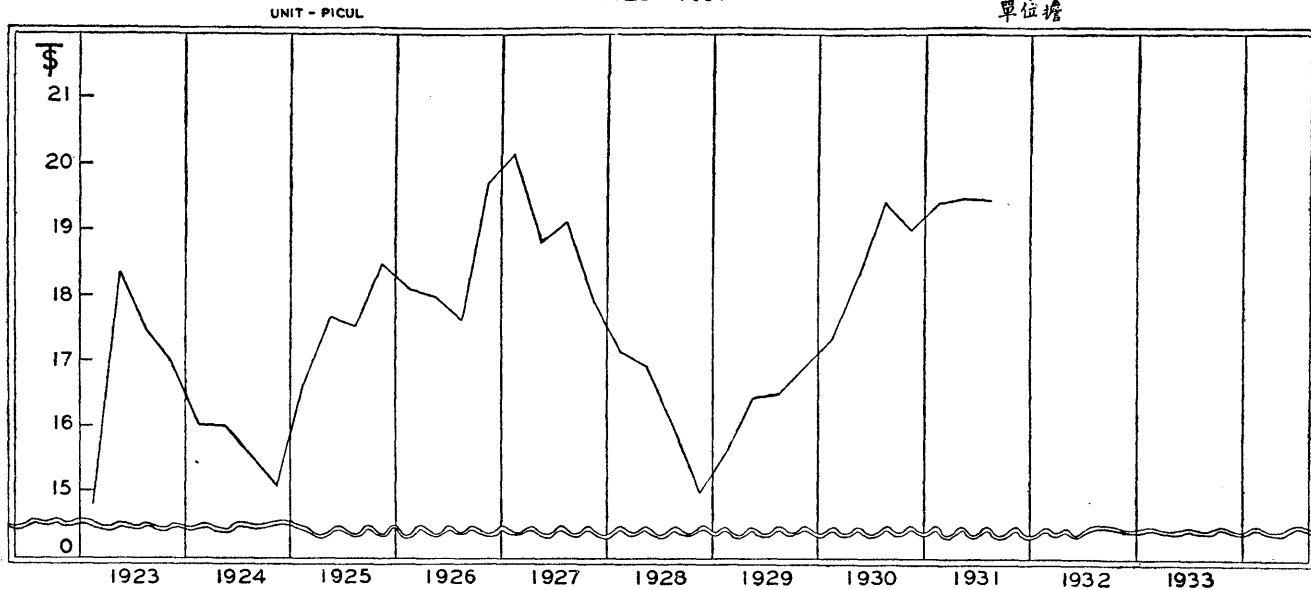


鉛 LEAD

躉售市價 (單位兩)—Wholesale Price (Shanghai Tls.)

| 名稱 Name | 單位 Unit | 年份 Year | 一月 Jan. | 二月 Feb. | 三月 March | 平均 Qrly. Average | 四月 April | 五月 May | 六月 June | 平均 Qrly. Average | 七月 July | 八月 Aug. | 九月 Sept. | 平均 Qrly. Average | 十月 Oct. | 十一月 Nov. | 十二月 Dec. | 平均 Qrly. Average | 總平均 Year's Average | | |
|---|------------|------------|------------|------------|-------------|------------------------|-------------|-----------|------------|------------------------|------------|------------|-------------|------------------------|------------|-------------|-------------|------------------------|--------------------------|--------|--|
| 青鉛皮,厚半吩 (日) Lead, Sheets, 1/16" (Japan) | 担 Picul | 十二年1923 | 13.875 | 14.167 | 16.125 | 14.722 | 18.125 | 18.500 | 18.400 | 18.342 | 18.000 | 17.333 | 17.000 | 17.444 | 17.000 | 17.000 | 16.875 | 16.958 | 16.866 | | |
| | | 十三年1924 | 16.000 | 15.812 | 16.250 | 16.021 | 16.000 | 16.000 | 15.987 | 15.996 | 16.000 | 15.600 | 15.000 | 15.533 | 15.000 | 15.000 | 15.167 | 15.056 | 15.651 | | |
| | | 十四年1925 | 15.625 | 16.917 | 17.417 | 16.653 | 17.625 | 17.750 | ... | 17.687 | 17.500 | 17.500 | 17.625 | 17.542 | 18.250 | 18.750 | 18.500 | 18.500 | 17.596 | | |
| | | 十五年1926 | 18.125 | 18.250 | 18.000 | 18.125 | 18.000 | 18.000 | 18.000 | 18.000 | 18.000 | 17.500 | 17.375 | 18.000 | 17.625 | 18.750 | 19.650 | 20.750 | 19.717 | 18.367 | |
| | | 十六年1927 | 20.750 | 20.000 | 19.750 | 20.167 | 19.250 | 18.800 | 18.500 | 18.850 | 18.500 | 19.500 | 19.400 | 19.133 | 18.250 | 17.750 | 17.750 | 17.917 | 19.017 | | |
| | | 十七年1928 | 17.450 | 17.000 | 17.000 | 17.150 | 16.875 | 17.000 | 17.000 | 16.958 | 16.750 | 16.000 | 15.525 | 16.092 | 15.125 | 15.000 | 14.875 | 15.000 | 16.300 | | |
| | | 十八年1929 | 15.125 | 16.000 | 15.875 | 15.667 | 16.250 | 16.500 | 16.500 | 16.417 | 16.500 | 16.500 | 16.500 | 16.500 | 16.500 | 16.750 | 17.000 | 16.917 | 16.375 | | |
| | | 十九年1930 | 17.000 | 17.250 | 17.800 | 17.350 | 18.000 | 18.000 | 18.950 | 18.317 | 19.500 | 19.500 | 19.250 | 19.417 | 19.000 | 19.000 | 19.000 | 19.000 | 19.000 | 18.521 | |
| | | 二十年1931 | 19.250 | 19.500 | 19.500 | 19.417 | 19.500 | 19.500 | 19.500 | 19.500 | 19.500 | 19.500 | 19.500 | 19.500 | 19.500 | 19.500 | 19.500 | 19.500 | 19.500 | 19.500 | |
| | | 廿一年1932 | | | | | | | | | | | | | | | | | | | |

日本厚半吩青鉛皮在滬之躉售市價
PRICE OF JAPANESE LEAD SHEETS
民國十二年至二十年
1923-1931

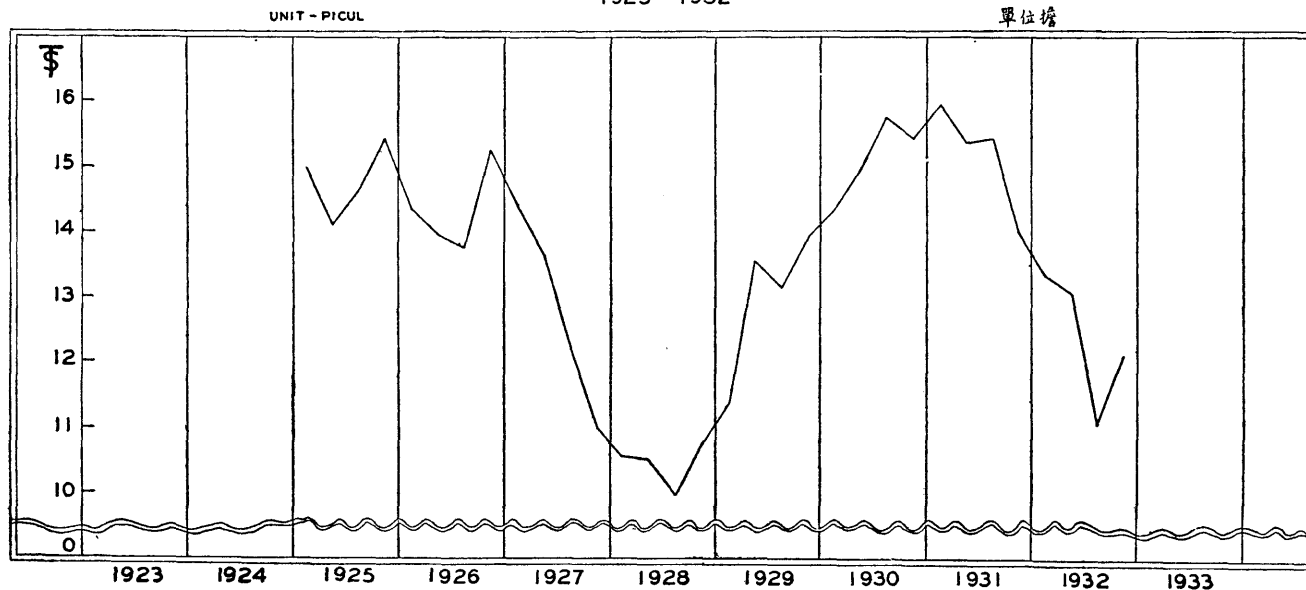


鉛 LEAD

躉售市價 (單位兩)—Wholesale Price (Shanghai Tls.)

| 名稱 Name | 單位 Unit | 年份 Year | 一月 Jan. | 二月 Feb. | 三月 March | 平均 Qrly. Average | 四月 April | 五月 May | 六月 June | 平均 Qrly. Average | 七月 July | 八月 Aug. | 九月 Sept. | 平均 Qrly. Average | 十月 Oct. | 十一月 Nov. | 十二月 Dec. | 平均 Qrly. Average | 總平均 Year's Average | | |
|-----------------------------------|------------|------------|------------|------------|-------------|------------------------|-------------|-----------|------------|------------------------|------------|------------|-------------|------------------------|------------|-------------|-------------|------------------------|--------------------------|--|--|
| 青鉛 (湖南) Lead, Hunan (China) | 担 Picul | 十二年1923 | | | | | | | | | | | | | | | | | | | |
| | | 十三年1924 | | | | | | | | | | | | | | | | | | | |
| | | 十四年1925 | 16.000 | 14.500 | 14.500 | 15.000 | 14.250 | 14.000 | ... | 14.125 | 14.500 | 14.750 | 14.600 | 14.617 | 15.000 | 16.000 | 15.250 | 15.417 | 14.790 | | |
| | | 十五年1926 | 14.500 | 14.400 | 14.200 | 14.367 | 14.200 | 14.500 | 13.250 | 13.983 | 13.200 | 14.200 | 13.900 | 13.767 | 14.800 | 15.400 | 15.500 | 15.233 | 14.338 | | |
| | | 十六年1927 | 14.750 | 14.200 | 14.250 | 14.400 | 14.250 | 13.750 | 13.000 | 13.667 | 12.200 | 12.500 | 12.000 | 12.233 | 11.250 | 11.000 | 10.900 | 11.050 | 12.838 | | |
| | | 十七年1928 | 10.900 | 10.850 | 10.750 | 10.833 | 10.600 | 10.500 | 10.525 | 10.542 | 9.925 | 9.925 | 10.000 | 9.950 | 10.375 | 10.950 | 11.000 | 10.775 | 10.525 | | |
| | | 十八年1929 | 11.125 | 11.400 | 11.675 | 11.400 | 13.550 | 13.900 | 13.250 | 13.567 | 13.457 | 13.100 | 12.900 | 13.158 | 13.750 | 14.000 | 14.200 | 13.983 | 13.027 | | |
| | | 十九年1930 | 14.200 | 14.200 | 14.600 | 14.333 | 14.700 | 14.700 | 15.525 | 14.975 | 15.750 | 15.750 | 15.750 | 15.750 | 15.750 | 15.250 | 15.250 | 15.417 | 15.119 | | |
| | | 二十年1931 | 15.525 | 15.900 | 16.500 | 15.975 | 15.375 | 15.400 | 15.750 | 15.383 | 15.500 | 15.625 | 15.200 | 15.442 | 14.700 | 13.975 | 13.375 | 14.017 | 15.204 | | |
| | | 廿一年1932 | 13.250 | ... | 13.500 | 13.375 | 13.250 | 13.125 | 12.875 | 13.083 | 10.875 | 10.550 | 11.625 | 11.017 | 12.125 | 12.000 | 12.125 | 12.083 | 12.390 | | |

上海湖南青鉛之躉售市價
PRICE OF HUNAN LEAD
民國十四年至廿一年
1925 - 1932

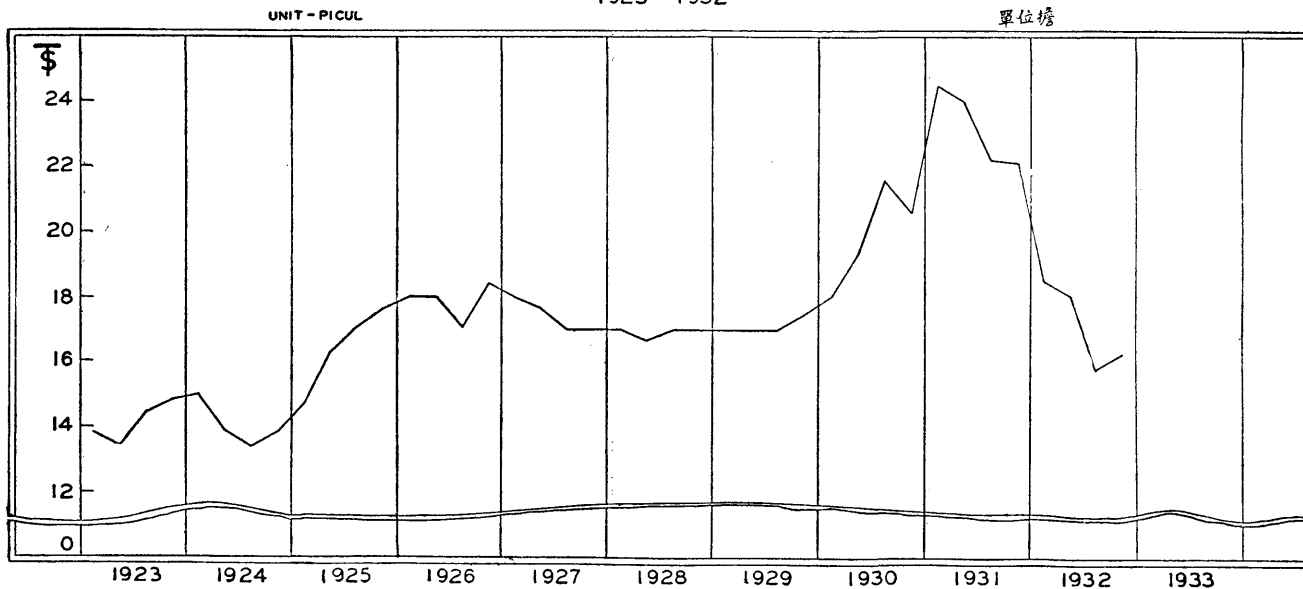


鋅 ZINC

躉售市價 (單位兩) — Wholesale Price (Shanghai Tls.)

| 名稱 Name | 單位 Unit | 年份 Year | 一月 Jan. | 二月 Feb. | 三月 March | 平均 Qrly. Average | 四月 April | 五月 May | 六月 June | 平均 Qrly. Average | 七月 July | 八月 Aug. | 九月 Sept. | 平均 Qrly. Average | 十月 Oct. | 十一月 Nov. | 十二月 Dec. | 平均 Qrly. Average | 總平均 Year's Average | |
|---|------------|------------|------------|------------|-------------|------------------------|-------------|-----------|------------|------------------------|------------|------------|-------------|------------------------|------------|-------------|-------------|------------------------|--------------------------|--------|
| 大白鉛塊 (美) Zinc, Spelter (U. S. A.) | 担 Picul | 十二年1923 | 13.062 | 14.000 | 14.625 | 13.896 | 13.750 | 12.925 | 13.600 | 13.425 | 14.250 | 14.562 | 14.700 | 14.504 | 15.000 | 15.020 | 14.662 | 14.894 | 14.180 | |
| | | 十三年1924 | 14.937 | 14.812 | 15.312 | 15.020 | 14.187 | 13.862 | 13.625 | 13.891 | 13.562 | 13.230 | 13.417 | 13.403 | 13.567 | 14.050 | 14.117 | 13.911 | 14.056 | |
| | | 十四年1925 | 14.267 | 15.000 | 14.150 | 14.672 | 16.083 | 16.500 | ... | 16.291 | 17.250 | 17.750 | 17.500 | 17.500 | 17.500 | 17.500 | 18.000 | 17.667 | 16.533 | |
| | | 十五年1926 | 18.000 | 18.000 | 18.000 | 18.000 | 18.000 | 18.250 | 17.750 | 18.000 | 17.500 | 17.000 | 17.000 | 17.000 | 17.167 | 18.000 | 18.750 | 18.500 | 18.417 | 17.896 |
| | | 十六年1927 | 18.000 | 18.000 | 18.000 | 18.000 | 18.000 | 17.500 | 17.500 | 17.667 | 17.000 | 17.000 | 17.000 | 17.000 | 17.000 | 17.000 | 17.000 | 17.000 | 17.000 | 17.417 |
| | | 十七年1928 | 17.375 | 17.000 | 17.000 | 17.125 | 17.000 | 16.125 | 17.000 | 16.708 | 17.000 | 17.000 | 17.000 | 17.000 | 17.000 | 17.000 | 17.000 | 17.000 | 17.000 | 16.958 |
| | | 十八年1929 | 17.000 | 17.000 | 17.000 | 17.000 | 17.000 | 17.000 | 17.000 | 17.000 | 17.000 | 16.500 | 17.500 | 17.500 | 17.167 | 17.500 | 17.500 | 17.500 | 17.500 | 17.167 |
| | | 十九年1930 | 17.500 | 18.500 | 18.500 | 18.176 | 18.500 | 19.000 | 20.500 | 19.333 | 21.750 | 22.000 | 21.000 | 21.583 | 21.000 | 19.925 | 20.875 | 20.600 | 19.921 | |
| | | 二十年1931 | 23.000 | 25.000 | 25.250 | 24.417 | 25.000 | 24.000 | 23.000 | 24.000 | 22.000 | 22.000 | 22.000 | 22.000 | 22.000 | 22.000 | 19.900 | 21.300 | 22.929 | |
| | | 廿一年1932 | 19.000 | ... | 18.500 | 18.750 | 18.500 | 18.250 | 18.000 | 18.250 | 15.750 | 15.850 | 16.000 | 15.867 | 16.350 | 16.000 | 16.500 | 16.283 | 17.288 | |

美國大白鉛塊在滬之躉售市價
PRICE OF AMERICAN ZINC SPELTER
民國十二年至廿一年
1923 - 1932

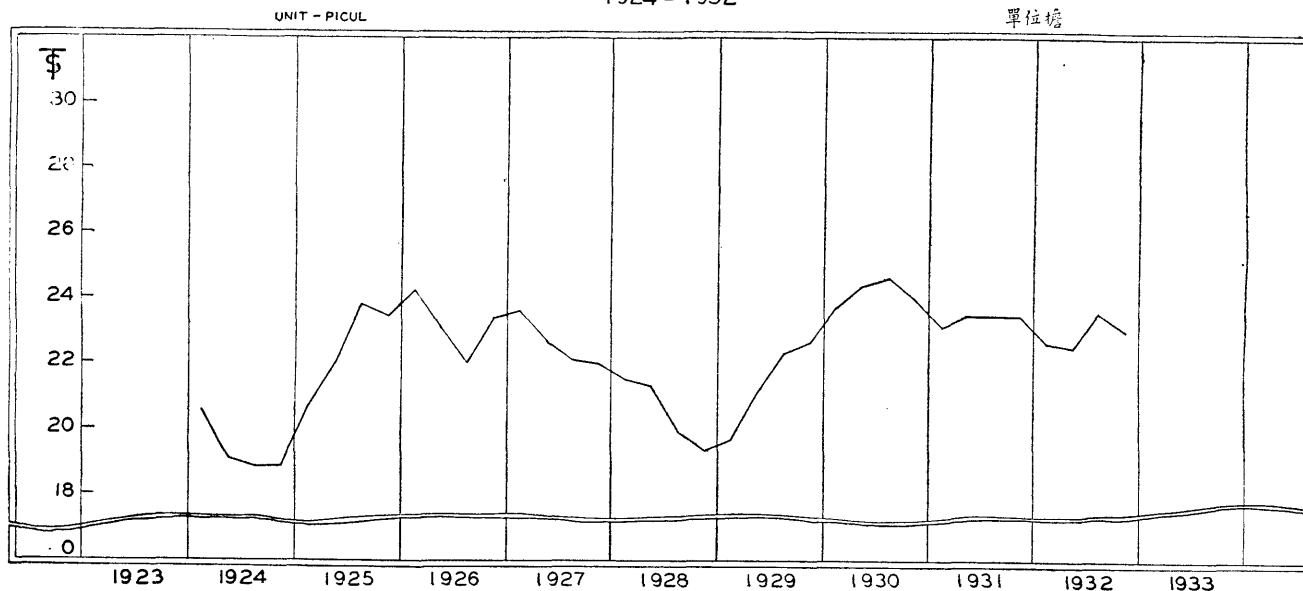


鋅 ZINC

躉售市價 (單位兩)—Wholesale Price (Shanghai Tls.)

| 名稱 Name | 單位 Unit | 年份 Year | 一月 Jan. | 二月 Feb. | 三月 March | 平均 Qrly. Average | 四月 April | 五月 May | 六月 June | 平均 Qrly. Average | 七月 July | 八月 Aug. | 九月 Sept. | 平均 Qrly. Average | 十月 Oct. | 十一月 Nov. | 十二月 Dec. | 平均 Qrly. Average | 總平均 Year's Average | |
|---|------------|------------|------------|------------|-------------|------------------------|-------------|-----------|------------|------------------------|------------|------------|-------------|------------------------|------------|-------------|-------------|------------------------|--------------------------|--------|
| 白鉛皮,二號 (英,美,法) Zinc, Sheets, No. 2 (Great Britain, U. S. A. & France) | 担 Picul | 十二年1923 | | | | | | | | | | | | | | | | | | |
| | | 十三年1924 | 21.312 | 20.500 | 20.000 | 20.604 | 19.375 | 19.012 | 19.000 | 19.129 | 18.750 | 19.000 | 18.750 | 18.833 | 18.667 | 19.000 | 19.000 | 19.000 | 18.889 | 19.264 |
| | | 十四年1925 | 19.083 | 21.167 | 21.833 | 20.694 | 22.000 | 22.000 | 22.000 | 22.000 | 22.000 | 24.000 | 24.000 | 23.500 | 23.833 | 23.000 | 24.000 | 23.250 | 23.417 | 22.486 |
| | | 十五年1926 | 23.750 | 25.000 | 24.000 | 24.250 | 23.250 | 23.000 | 23.000 | 23.000 | 23.083 | 22.000 | 22.000 | 22.000 | 22.000 | 22.750 | 23.500 | 24.000 | 23.417 | 23.188 |
| | | 十六年1927 | 24.000 | 24.000 | 23.000 | 23.667 | 23.000 | 23.000 | 22.000 | 22.667 | 22.500 | 22.000 | 22.000 | 22.167 | 22.000 | 22.000 | 22.000 | 22.000 | 22.000 | 22.625 |
| | | 十七年1928 | 22.000 | 22.000 | 20.500 | 21.500 | 21.750 | 21.250 | 21.000 | 21.333 | 20.500 | 19.500 | 19.500 | 19.833 | 19.500 | 19.375 | 19.250 | 19.250 | 19.375 | 20.510 |
| | | 十八年1929 | 19.500 | 19.750 | 19.625 | 19.625 | 20.500 | 20.500 | 22.500 | 21.167 | 22.000 | 22.500 | 22.500 | 22.333 | 22.500 | 22.500 | 23.000 | 22.667 | 21.448 | |
| | | 十九年1930 | 23.250 | 24.000 | 24.000 | 23.750 | 24.000 | 24.500 | 24.750 | 24.417 | 25.000 | 25.000 | 24.000 | 24.667 | 24.000 | 24.000 | 24.000 | 24.000 | 24.000 | 24.209 |
| | | 二十年1931 | 22.750 | 23.250 | 23.500 | 23.167 | 23.500 | 23.500 | 23.500 | 23.500 | 23.500 | 23.500 | 23.500 | 23.500 | 23.500 | 23.500 | 23.500 | 23.500 | 23.500 | 23.417 |
| | | 廿一年1932 | 22.750 | ... | 22.500 | 22.625 | 22.500 | 22.500 | 22.500 | 22.500 | 23.000 | 23.750 | 24.000 | 23.583 | 23.500 | 23.000 | 23.000 | 23.000 | 23.167 | 22.969 |

英美法三國二號白鋅皮在滬之躉售市價
PRICE OF BRITISH AMERICAN & FRENCH NO. 2 ZINC SHEETS
民國十三年至廿一年
1924 - 1932

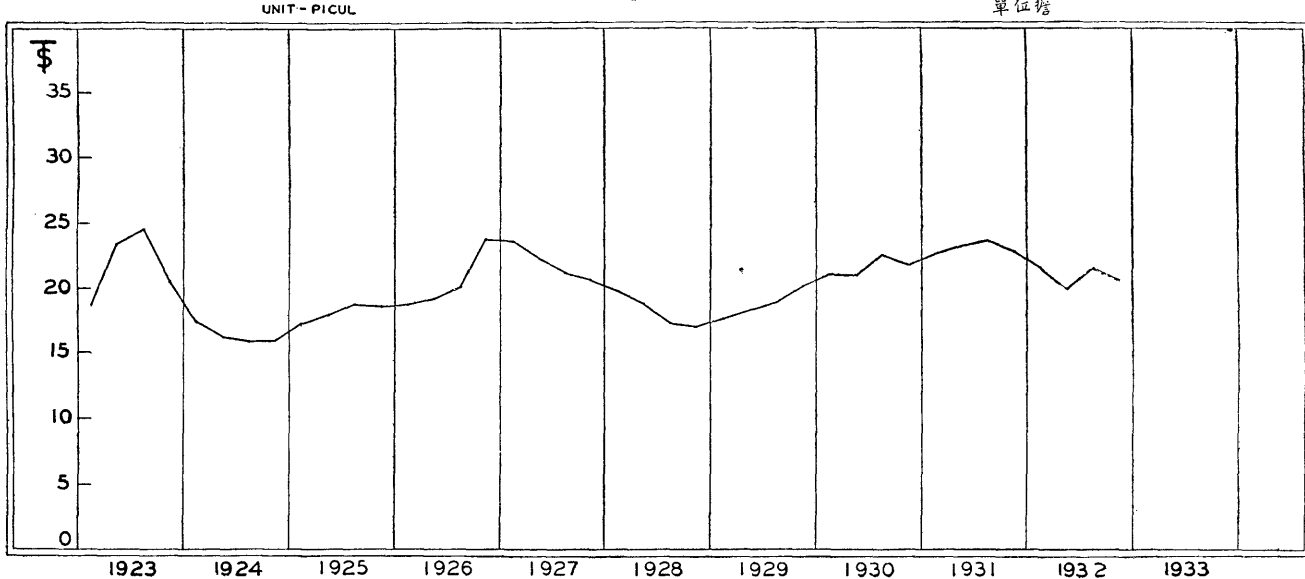


鋅 ZINC

躉售市價(單位兩)—Wholesale Price (Shanghai Tls.)

| 名稱 Name | 單位 Unit | 年份 Year | 一月 Jan. | 二月 Feb. | 三月 March | 平均 Qrly. Average | 四月 April | 五月 May | 六月 June | 平均 Qrly. Average | 七月 July | 八月 Aug. | 九月 Sept. | 平均 Qrly. Average | 十月 Oct. | 十一月 Nov. | 十二月 Dec. | 平均 Qrly. Average | 總平均 Year's Average | |
|--|------------|------------|------------|------------|-------------|------------------------|-------------|-----------|------------|------------------------|------------|------------|-------------|------------------------|------------|-------------|-------------|------------------------|--------------------------|--------|
| 白鉛皮,九號 (英,美,法) Zinc, Sheets, No. 9 (Great Britain, U.S.A. & France) | 担 Picul | 十二年1923 | 16.400 | 18.167 | 21.500 | 18.689 | 24.250 | 23.000 | 23.000 | 23.417 | 22.875 | 22.265 | 28.400 | 24.513 | 21.875 | 20.940 | 18.937 | 20.584 | 21.801 | |
| | | 十三年1924 | 18.125 | 17.125 | 17.063 | 17.438 | 16.500 | 16.187 | 16.000 | 16.229 | 16.000 | 16.000 | 15.937 | 15.979 | 16.000 | 16.000 | 16.000 | 16.000 | 16.000 | 16.411 |
| | | 十四年1925 | 16.333 | 17.500 | 18.000 | 17.278 | 18.000 | 18.000 | 18.000 | 18.000 | 18.000 | 19.125 | 18.500 | 19.000 | 18.875 | 18.500 | 18.500 | 18.750 | 18.583 | 18.109 |
| | | 十五年1926 | 18.500 | 18.750 | 19.250 | 18.833 | 19.500 | 19.500 | 19.000 | 19.000 | 19.333 | 19.000 | 20.000 | 21.500 | 20.167 | 23.250 | 24.500 | 24.000 | 23.917 | 20.563 |
| | | 十六年1927 | 24.000 | 24.000 | 23.000 | 23.667 | 22.750 | 22.500 | 22.000 | 22.417 | 21.500 | 21.250 | 21.250 | 21.250 | 21.333 | 21.000 | 20.750 | 20.500 | 20.750 | 22.042 |
| | | 十七年1928 | 20.500 | 20.000 | 19.375 | 19.958 | 19.375 | 19.125 | 18.375 | 18.958 | 17.750 | 17.500 | 17.000 | 17.417 | 17.250 | 17.000 | 17.125 | 17.125 | 17.125 | 18.365 |
| | | 十八年1929 | 17.250 | 18.125 | 18.000 | 17.792 | 18.125 | 18.500 | 18.625 | 18.417 | 19.125 | 18.875 | 19.000 | 19.000 | 19.375 | 20.625 | 20.625 | 20.208 | 20.208 | 18.854 |
| | | 十九年1930 | 21.250 | 21.250 | 21.250 | 21.250 | 20.750 | 20.875 | 21.500 | 21.042 | 23.250 | 22.500 | 22.250 | 22.667 | 22.000 | 22.000 | 21.875 | 21.958 | 21.958 | 21.729 |
| | | 二十年1931 | 22.375 | 22.875 | 23.000 | 22.750 | 23.000 | 23.400 | 23.750 | 23.383 | 24.000 | 23.900 | 23.400 | 23.767 | 23.200 | 23.000 | 22.625 | 22.942 | 22.942 | 23.210 |
| | | 廿一年1932 | 21.250 | ... | 22.000 | 21.625 | 20.000 | 20.000 | 20.000 | 20.000 | 20.000 | 21.500 | 22.000 | 21.500 | 21.667 | 20.750 | 20.500 | 20.500 | 20.583 | 20.969 |

英美法三國九號白鋅皮在滬之躉售市價
PRICE OF BRITISH AMERICAN & FRENCH NO. 9 ZINC SHEETS
民國十二年至廿一年
1923 - 1932

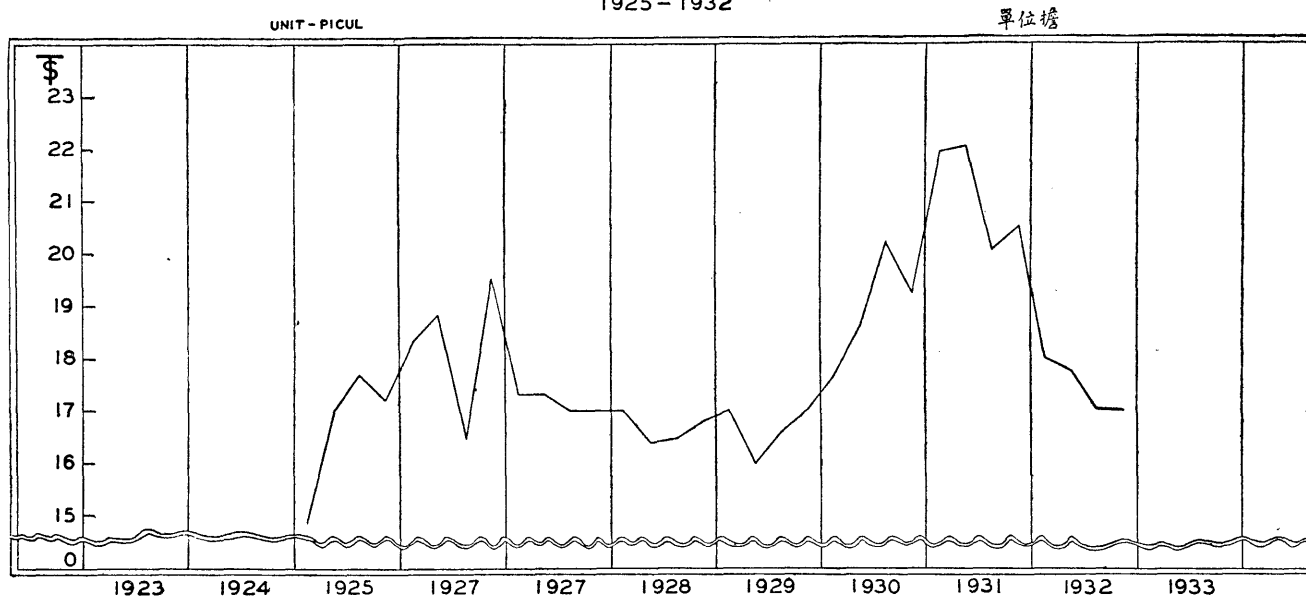


鋅 ZINC

躉售市價 (單位兩) — Wholesale Price (Shanghai Tls.)

| 名稱 Name | 單位 Unit | 年份 Year | 一月 Jan. | 二月 Feb. | 三月 March | 平均 Qrly. Average | 四月 April | 五月 May | 六月 June | 平均 Qrly. Average | 七月 July | 八月 Aug. | 九月 Sept. | 平均 Qrly. Average | 十月 Oct. | 十一月 Nov. | 十二月 Dec. | 平均 Qrly. Average | 總平均 Year's Average | | |
|--|------------|------------|------------|------------|-------------|------------------------|-------------|-----------|------------|------------------------|------------|------------|-------------|------------------------|------------|-------------|-------------|------------------------|--------------------------|--------|--|
| 白鉛(大白鉛塊) (湖南) Zinc, Hunan (China) | 担 Picul | 十二年1923 | | | | | | | | | | | | | | | | | | | |
| | | 十三年1924 | | | | | | | | | | | | | | | | | | | |
| | | 十四年1925 | 14.300 | 15.500 | 14.750 | 14.850 | ... | 17.000 | ... | 17.000 | 17.500 | 18.000 | 17.800 | 17.767 | 17.500 | 17.250 | 17.000 | 17.250 | 16.717 | | |
| | | 十五年1926 | 18.000 | 18.000 | 19.000 | 18.333 | 19.000 | 19.000 | 18.500 | 18.833 | 17.500 | 16.000 | 16.000 | 16.500 | 19.500 | 19.500 | 19.500 | 19.500 | 18.292 | | |
| | | 十六年1927 | 17.000 | 17.500 | 17.500 | 17.333 | 17.500 | 17.500 | 17.000 | 17.333 | 17.000 | 17.000 | 17.000 | 17.000 | 17.000 | 17.000 | 17.000 | 17.000 | 17.000 | 17.167 | |
| | | 十七年1928 | 17.000 | 17.000 | 17.000 | 17.000 | 17.000 | 16.125 | 16.000 | 16.375 | 17.000 | 16.700 | 16.375 | 16.692 | 16.500 | 16.875 | 17.000 | 16.792 | 16.715 | | |
| | | 十八年1929 | 17.000 | 17.000 | 17.000 | 17.000 | 16.000 | 16.000 | 16.000 | 16.000 | 16.000 | 17.000 | 17.000 | 16.667 | 17.000 | 17.000 | 17.000 | 17.000 | 17.000 | 16.667 | |
| | | 十九年1930 | 17.000 | 18.000 | 18.000 | 17.667 | 18.000 | 18.500 | 19.375 | 18.625 | 20.250 | 20.750 | 20.000 | 20.333 | 20.000 | 18.750 | 19.000 | 19.250 | 18.968 | | |
| | | 二十年1931 | 20.875 | 22.000 | 22.875 | 21.917 | 22.500 | 22.000 | 21.625 | 22.042 | 21.000 | 21.000 | 21.000 | 21.000 | 21.000 | 21.000 | 19.500 | 20.500 | 21.365 | | |
| | | 廿一年1932 | 18.000 | ... | 18.000 | 18.000 | 18.000 | ... | 17.500 | 17.750 | ... | 17.000 | 17.000 | 17.000 | 17.000 | 17.000 | ... | 17.000 | 17.438 | | |

上海湖南大白鉛塊之躉售市價
PRICE OF HUNAN ZINC
民國十四年至廿一年
1925 - 1932

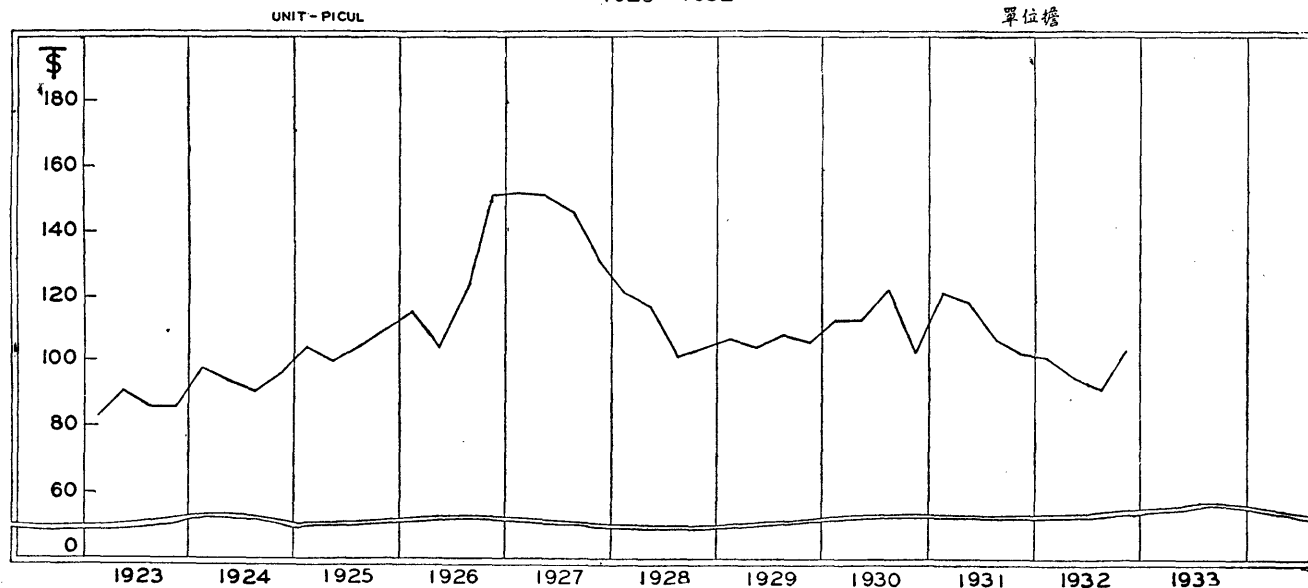


錫 TIN

躉售市價 (單位兩)—Wholesale Price (Shanghai Tls.)

| 名稱 Name | 單位 Unit | 年份 Year | 一月 Jan. | 二月 Feb. | 三月 March | 平均 Qrly. Average | 四月 April | 五月 May | 六月 June | 平均 Qrly. Average | 七月 July | 八月 Aug. | 九月 Sept. | 平均 Qrly. Average | 十月 Oct. | 十一月 Nov. | 十二月 Dec. | 平均 Qrly. Average | 總平均 Year's Average |
|---|------------|------------|------------|------------|-------------|------------------------|-------------|-----------|------------|------------------------|------------|------------|-------------|------------------------|------------|-------------|-------------|------------------------|--------------------------|
| 荷蘭點銅 (新加坡) Tin, Slabs (Singapore) | 担 Picul | 十二年1923 | 76.000 | 82.000 | 89.375 | 82.458 | 92.625 | 91.250 | 86.750 | 90.208 | 86.000 | 85.750 | 85.750 | 85.833 | 86.000 | 85.375 | 85.870 | 85.750 | 86.062 |
| | | 十三年1924 | 87.000 | 98.197 | 107.375 | 97.524 | 100.620 | 95.375 | 85.000 | 93.665 | 82.875 | 94.625 | 94.500 | 90.667 | 91.667 | 94.833 | 100.833 | 95.778 | 94.408 |
| | | 十四年1925 | 99.000 | 108.000 | 105.333 | 104.111 | 100.667 | 99.500 | ... | 100.083 | 104.500 | 105.750 | 105.500 | 105.250 | 104.500 | 109.500 | 116.000 | 110.000 | 104.861 |
| | | 十五年1926 | 116.000 | 115.500 | 116.250 | 115.917 | 115.500 | 115.500 | 115.000 | 115.333 | 114.500 | 122.500 | 133.000 | 123.500 | 145.000 | 154.500 | 154.500 | 151.333 | 126.521 |
| | | 十六年1927 | 153.500 | 150.000 | 152.500 | 152.000 | 152.750 | 155.000 | 146.500 | 151.417 | 146.000 | 146.000 | 146.500 | 146.167 | 138.500 | 130.000 | 126.000 | 131.500 | 145.271 |
| | | 十七年1928 | 125.000 | 124.250 | 116.250 | 121.833 | 121.500 | 118.500 | 112.750 | 117.583 | 103.000 | 101.500 | 101.000 | 101.833 | 104.000 | 105.000 | 104.500 | 104.500 | 111.437 |
| | | 十八年1929 | 106.000 | 107.000 | 108.000 | 107.000 | 107.750 | 102.500 | 103.000 | 104.417 | 103.500 | 111.750 | 110.000 | 108.417 | 110.500 | 104.750 | 103.250 | 106.167 | 106.500 |
| | | 十九年1930 | 111.000 | 113.000 | 113.250 | 112.417 | 112.500 | 107.500 | 118.500 | 112.833 | 125.000 | 127.000 | 114.500 | 122.167 | 106.000 | 103.500 | 101.500 | 103.667 | 112.771 |
| | | 二十年1931 | 115.000 | 118.500 | 132.000 | 121.833 | 122.250 | 119.000 | 115.000 | 118.750 | 107.250 | 107.500 | 107.000 | 107.250 | 105.000 | 103.250 | 101.500 | 103.250 | 112.771 |
| | | 廿一年1932 | 101.000 | ... | 102.000 | 101.500 | 97.500 | 95.500 | 93.750 | 95.583 | 92.750 | 90.000 | 93.000 | 91.917 | 102.250 | 103.500 | 104.000 | 103.250 | 98.062 |

新加坡荷蘭點銅在滬之躉售市價
PRICE OF SINGAPORE TIN SLABS
民國十二年至廿一年
1923 - 1932

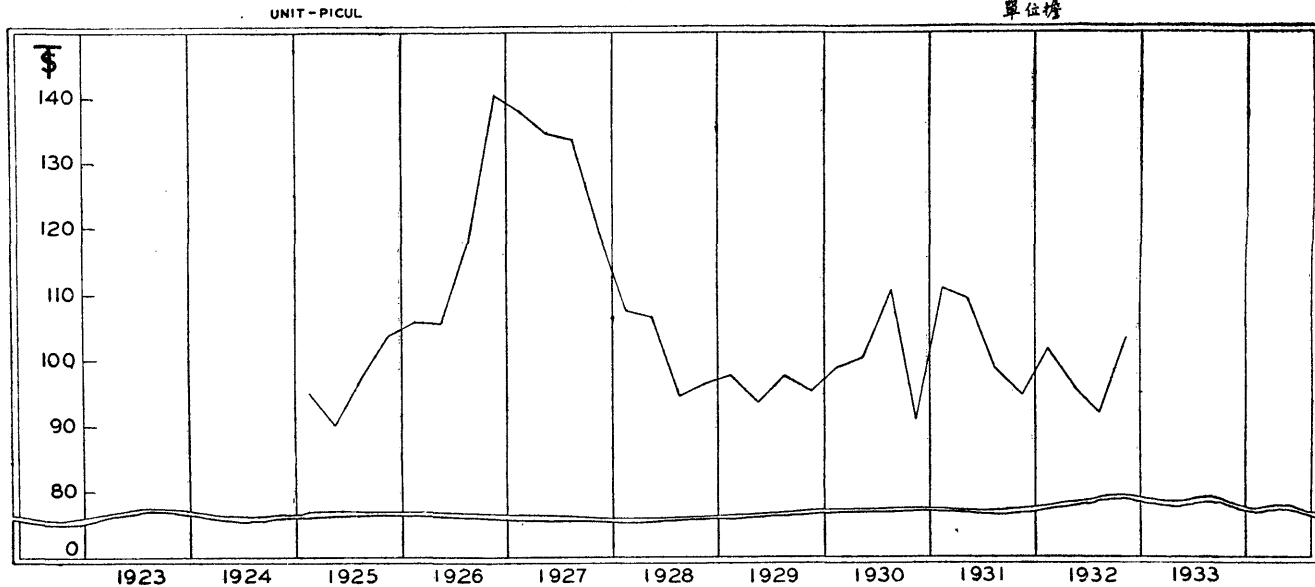


錫 TIN

躉售市價(單位兩)—Wholesale Price (Shanghai Tls.)

| 名稱 Name | 單位 Unit | 年份 Year | 一月 Jan. | 二月 Feb. | 三月 March | 平均 Qrly. Average | 四月 April | 五月 May | 六月 June | 平均 Qrly. Average | 七月 July | 八月 Aug. | 九月 Sept. | 平均 Qrly. Average | 十月 Oct. | 十一月 Nov. | 十二月 Dec. | 平均 Qrly. Average | 總平均 Year's Average | | |
|------------------------------------|------------|------------|------------|------------|-------------|------------------------|-------------|-----------|------------|------------------------|------------|------------|-------------|------------------------|------------|-------------|-------------|------------------------|--------------------------|--|--|
| 小礮錫 (雲南) Tin, Yunnan (China) | 擔 Picul | 十二年1923 | | | | | | | | | | | | | | | | | | | |
| | | 十三年1924 | | | | | | | | | | | | | | | | | | | |
| | | 十四年1925 | 90.000 | 98.000 | 97.000 | 95.000 | ... | 90.000 | ... | 90.000 | 99.000 | 97.500 | 95.000 | 97.167 | 98.000 | 103.000 | 110.000 | 103.667 | 96.459 | | |
| | | 十五年1926 | 105.000 | 106.000 | 106.500 | 105.833 | 106.500 | 105.000 | 105.000 | 105.500 | 106.000 | 124.000 | 124.000 | 118.000 | 139.000 | 142.000 | 140.000 | 140.333 | 117.417 | | |
| | | 十六年1927 | 140.000 | 136.000 | 138.000 | 138.000 | 137.000 | 137.000 | 130.000 | 134.667 | 128.000 | 137.000 | 136.000 | 133.667 | 125.000 | 119.000 | 115.000 | 119.667 | 131.500 | | |
| | | 十七年1928 | 112.250 | 108.750 | 102.000 | 107.667 | 109.750 | 107.000 | 103.000 | 106.583 | 95.500 | 93.500 | 93.500 | 94.167 | 95.000 | 96.750 | 96.750 | 96.167 | 101.143 | | |
| | | 十八年1929 | 96.000 | 97.000 | 100.000 | 97.667 | 96.500 | 91.500 | 91.750 | 93.250 | 92.750 | 101.000 | 99.000 | 97.583 | 99.000 | 94.000 | 92.250 | 95.083 | 95.896 | | |
| | | 十九年1930 | 95.500 | 100.000 | 101.500 | 99.000 | 100.500 | 96.500 | 104.000 | 100.333 | 112.000 | 114.500 | 105.000 | 110.500 | 93.500 | 90.000 | 89.500 | 91.000 | 100.208 | | |
| | | 二十年1931 | 105.250 | 107.500 | 120.500 | 111.083 | 111.000 | 111.000 | 106.500 | 109.500 | 98.000 | 100.500 | 98.000 | 98.833 | 97.000 | 94.500 | 92.000 | 94.500 | 103.479 | | |
| | | 廿一年1932 | 90.500 | ... | 92.000 | 91.250 | 89.250 | 88.000 | 88.000 | 88.417 | 86.500 | 82.250 | 84.000 | 84.250 | 94.500 | 95.000 | 95.000 | 95.000 | 89.729 | | |

上海雲南小礮錫之躉售市價
PRICE OF YUNNAN TIN
民國十四年至廿一年
1925 - 1932



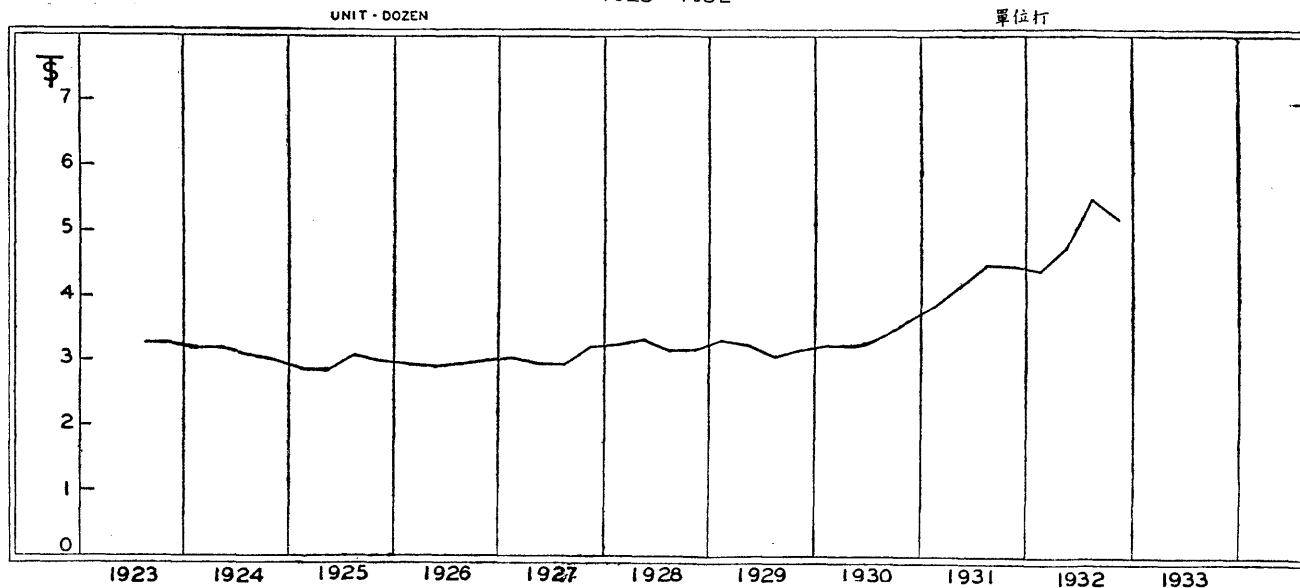
XX 瓷玻璃搪瓷器 CHINA, GLASS & ENAMELLEDWARE

瓷器 CHINAWARE

躉售市價(單位兩)—Wholesale Price (Shanghai Tls.)

| 名稱 Name | 單位 Unit | 年份 Year | 一月 Jan. | 二月 Feb. | 三月 March | 平均 Qrly. Average | 四月 April | 五月 May | 六月 June | 平均 Qrly. Average | 七月 July | 八月 Aug. | 九月 Sept. | 平均 Qrly. Average | 十月 Oct. | 十一月 Nov. | 十二月 Dec. | 平均 Qrly. Average | 總平均 Year's Average | | |
|--|------------|------------|------------|------------|-------------|------------------------|-------------|-----------|------------|------------------------|------------|------------|-------------|------------------------|------------|-------------|-------------|------------------------|--------------------------|-------|-------|
| 藍花矮茶杯, 僧帽牌 (英) Tea Cups & Saucers, Decorated Johnson Bros. (Great Britain) | 打 Dozen | 十二年1923 | | | | | | | | | 3.250 | 3.300 | 3.250 | 3.267 | 3.275 | 3.275 | 3.250 | 3.267 | | | |
| | | 十三年1924 | 3.150 | 3.150 | 3.200 | 3.167 | 3.175 | 3.150 | 3.200 | 3.175 | 3.150 | 3.050 | 2.975 | 3.058 | 2.925 | 2.975 | 3.000 | 2.967 | 3.092 | | |
| | | 十四年1925 | 3.000 | 2.750 | 2.850 | 2.867 | 2.900 | 2.850 | ... | 2.875 | 2.900 | 2.950 | 3.450 | 3.100 | 3.000 | 3.000 | 3.000 | 3.000 | 3.000 | 2.981 | |
| | | 十五年1926 | 3.000 | 2.950 | 2.950 | 2.967 | 2.900 | 2.925 | 2.925 | 2.917 | 2.900 | 2.950 | 3.000 | 2.950 | 3.000 | 3.000 | 3.000 | 3.000 | 3.000 | 3.000 | 2.959 |
| | | 十六年1927 | 3.000 | 3.125 | 3.000 | 3.042 | 3.025 | 2.925 | 2.950 | 2.967 | 3.000 | 2.900 | 2.900 | 2.900 | 2.933 | 3.125 | 3.250 | 3.250 | 3.208 | 3.038 | |
| | | 十七年1928 | 3.250 | 3.250 | 3.300 | 3.267 | 3.325 | 3.350 | 3.350 | 3.342 | 3.300 | 3.150 | 3.100 | 3.100 | 3.183 | 3.125 | 3.200 | 3.250 | 3.192 | 3.246 | |
| | | 十八年1929 | 3.300 | 3.325 | 3.350 | 3.325 | 3.350 | 3.275 | 3.150 | 3.258 | 3.100 | 3.075 | 3.100 | 3.092 | 3.175 | 3.200 | 3.200 | 3.200 | 3.192 | 3.217 | |
| | | 十九年1930 | 3.225 | 3.250 | 3.250 | 3.242 | 3.250 | 3.250 | 3.250 | 3.250 | 3.250 | 3.275 | 3.300 | 3.450 | 3.342 | 3.600 | 3.625 | 3.600 | 3.608 | 3.361 | |
| | | 二十年1931 | 3.675 | 3.875 | 4.000 | 3.850 | 4.000 | 4.000 | 4.500 | 4.167 | 4.500 | 4.500 | 4.500 | 4.500 | 4.500 | 4.500 | 4.500 | 4.450 | 4.483 | 4.250 | |
| | | 廿一年1932 | 4.400 | ... | 4.400 | 4.400 | 4.400 | 4.325 | 4.750 | 5.125 | 4.733 | 5.500 | 5.500 | 5.500 | 5.500 | 5.250 | 5.250 | 5.075 | 5.192 | 4.956 | |

英國僧帽牌藍花矮茶杯在滬之躉售市價
PRICE OF BRITISH DECORATED TEA CUPS & SAUCERS
民國十二至廿一年
1923 - 1932

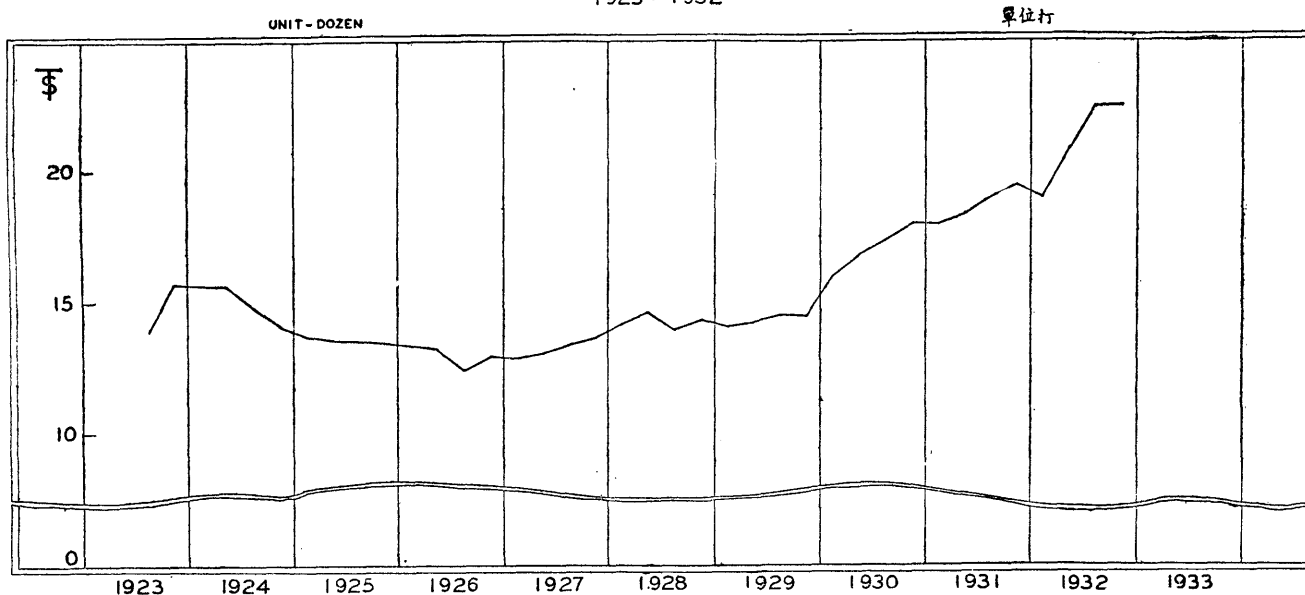


瓷 器 CHINAWARE

躉售市價 (單位兩) — Wholesale Price (Shanghai Tls.)

| 名稱 Name | 單位 Unit | 年份 Year | 一月 Jan. | 二月 Feb. | 三月 March | 平均 Qrly. Average | 四月 April | 五月 May | 六月 June | 平均 Qrly. Average | 七月 July | 八月 Aug. | 九月 Sept. | 平均 Qrly. Average | 十月 Oct. | 十一月 Nov. | 十二月 Dec. | 平均 Qrly. Average | 總平均 Year's Average | |
|--|------------|------------|------------|------------|-------------|------------------------|-------------|-----------|------------|------------------------|------------|------------|-------------|------------------------|------------|-------------|-------------|------------------------|--------------------------|--------|
| 藍花茶壺, 僧帽牌 (英) Tea Pots Johnson Bros. (Great Britain) | 打 Dozen | 十二年1923 | | | | | | | | | 15.000 | 12.250 | 14.400 | 13.833 | 15.125 | 16.000 | 16.000 | 15.708 | | |
| | | 十三年1924 | 15.500 | 15.625 | 15.875 | 15.667 | 15.875 | 15.500 | 15.500 | 15.625 | 15.250 | 14.750 | 14.500 | 14.833 | 14.375 | 14.125 | 14.000 | 14.167 | 15.073 | |
| | | 十四年1925 | 14.000 | 13.500 | 13.750 | 13.750 | 13.750 | 13.625 | ... | 13.687 | 13.750 | 13.625 | 13.250 | 13.542 | 13.375 | 13.500 | 13.500 | 13.458 | 13.609 | |
| | | 十五年1926 | 13.500 | 13.250 | 13.250 | 13.333 | 13.250 | 13.375 | 13.250 | 13.292 | 12.600 | 12.000 | 12.500 | 12.367 | 12.875 | 13.000 | 13.000 | 12.958 | 12.988 | |
| | | 十六年1927 | 13.000 | 13.000 | 12.750 | 12.917 | 13.000 | 13.000 | 13.125 | 13.042 | 13.250 | 13.500 | 13.500 | 13.417 | 13.500 | 13.500 | 14.000 | 13.667 | 13.261 | |
| | | 十七年1928 | 14.000 | 14.125 | 14.500 | 14.208 | 14.750 | 14.750 | 14.375 | 14.625 | 13.875 | 13.750 | 14.000 | 13.875 | 14.375 | 14.500 | 14.375 | 14.417 | 14.281 | |
| | | 十八年1929 | 14.125 | 14.125 | 14.000 | 14.083 | 14.125 | 14.250 | 14.375 | 14.250 | 14.500 | 14.500 | 14.500 | 14.500 | 14.500 | 14.500 | 14.500 | 14.500 | 14.333 | |
| | | 十九年1930 | 14.500 | 16.750 | 16.750 | 16.000 | 15.750 | 16.750 | 16.750 | 16.750 | 16.750 | 16.875 | 17.000 | 18.000 | 17.292 | 18.000 | 18.000 | 18.000 | 18.000 | 17.011 |
| | | 二十年1931 | 18.000 | 18.000 | 18.000 | 18.000 | 18.000 | 18.250 | 18.750 | 18.333 | 19.000 | 19.000 | 19.000 | 19.000 | 19.000 | 19.000 | 19.000 | 19.000 | 19.000 | 18.583 |
| | | 廿一年1932 | 19.000 | ... | 19.000 | 19.000 | 18.625 | 21.250 | 22.500 | 20.792 | 22.500 | 22.500 | 22.500 | 22.500 | 22.500 | 22.500 | 22.500 | 22.500 | 22.500 | 21.198 |

英國僧帽牌藍花茶壺在滬之躉售市價
PRICE OF BRITISH TEA POTS
民國十二年至廿一年
1923 - 1932

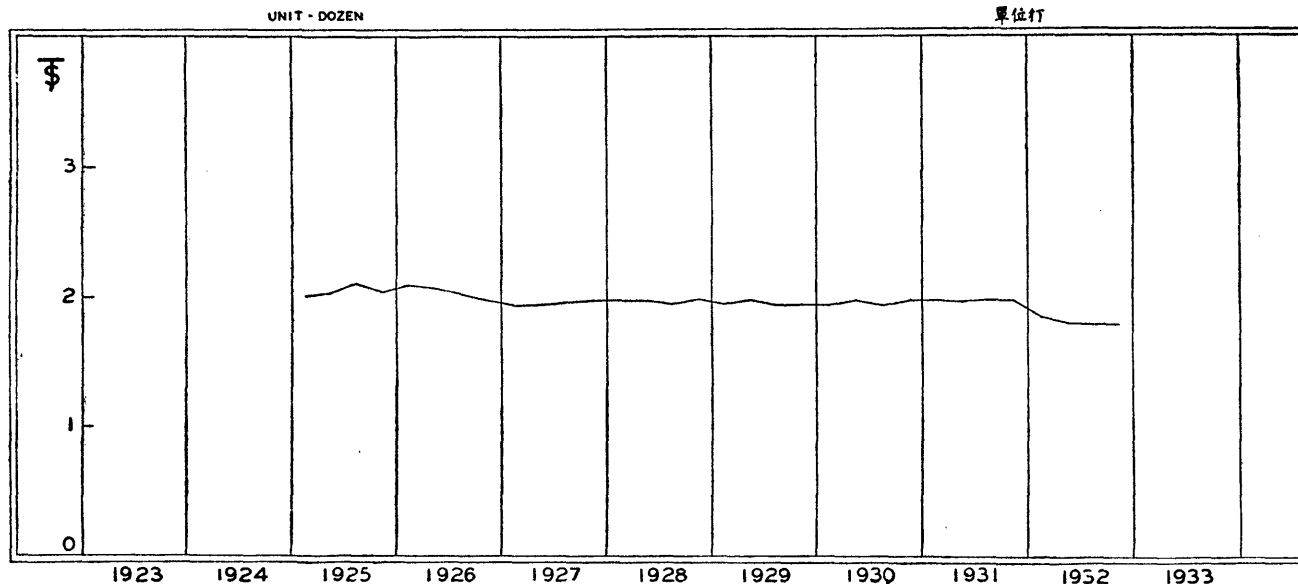


瓷 器 CHINAWARE

躉售市價 (單位兩)—Wholesale Price (Shanghai Tls.)

| 名 稱 Name | 單 位 Unit | 年 份 Year | 一 月 Jan. | 二 月 Feb. | 三 月 March | 平 均 Qrly. Average | 四 月 April | 五 月 May | 六 月 June | 平 均 Qrly. Average | 七 月 July | 八 月 Aug. | 九 月 Sept. | 平 均 Qrly. Average | 十 月 Oct. | 十一 月 Nov. | 十二 月 Dec. | 平 均 Qrly. Average | 總 平 均 Year's Average | | |
|---|-------------|-------------|-------------|-------------|--------------|-------------------------|--------------|------------|-------------|-------------------------|-------------|-------------|--------------|-------------------------|-------------|--------------|--------------|-------------------------|----------------------------|-------|--|
| 菜碗, 青花人物, 三號 (江西景德鎮) Bowls, Decorated, Green, No. 3 Kiangsi (China) | 打 Dozen | 十二年1923 | | | | | | | | | | | | | | | | | | | |
| | | 十三年1924 | | | | | | | | | | | | | | | | | | | |
| | | 十四年1925 | ... | 1.987 | 2.050 | 2.018 | 2.100 | 2.025 | ... | 2.062 | 2.150 | 2.200 | 2.250 | 2.200 | 2.125 | 2.025 | 2.100 | 2.083 | 2.091 | | |
| | | 十五年1926 | 2.175 | 2.225 | 2.175 | 2.192 | 2.125 | 2.075 | 2.125 | 2.108 | 2.125 | ... | 1.930 | 2.027 | 1.965 | 1.920 | 1.875 | 1.920 | 2.062 | | |
| | | 十六年1927 | 1.890 | 1.860 | 1.810 | 1.853 | 1.840 | 1.880 | 1.890 | 1.870 | 1.910 | 1.920 | 1.870 | 1.900 | 1.935 | 1.935 | 1.910 | 1.927 | 1.888 | | |
| | | 十七年1928 | 1.955 | 1.925 | 1.922 | 1.934 | 1.925 | 1.900 | 1.905 | 1.910 | 1.920 | 1.905 | 1.870 | 1.898 | 1.895 | 1.915 | 1.910 | 1.907 | 1.912 | | |
| | | 十八年1929 | 1.875 | 1.895 | 1.910 | 1.893 | 1.925 | 1.895 | 1.910 | 1.910 | 1.885 | 1.855 | 1.865 | 1.865 | 1.865 | 1.865 | 1.905 | 1.875 | 1.887 | | |
| | | 十九年1930 | 1.875 | 1.855 | 1.855 | 1.862 | 1.900 | 1.925 | 1.895 | 1.907 | 1.905 | 1.880 | 2.870 | 1.885 | 1.875 | 1.915 | 1.930 | 1.907 | 1.890 | | |
| | | 二十年1931 | 1.955 | 1.895 | 1.875 | 1.908 | 1.910 | 1.930 | 1.910 | 1.917 | 1.910 | 1.910 | 1.910 | 1.900 | 1.907 | 1.905 | 1.860 | 1.870 | 1.878 | 1.917 | |
| | | 廿一年1932 | 1.860 | ... | 1.775 | 1.848 | 1.785 | 1.790 | 1.805 | 1.793 | 1.775 | 1.770 | 1.765 | 1.770 | 1.765 | 1.710 | 1.695 | 1.723 | 1.783 | | |

上海江西三號青花人物菜碗之躉售市價
PRICE OF KIANGSI GREEN DECORATED BOWLS
民國十四年至廿一年
1925 - 1932



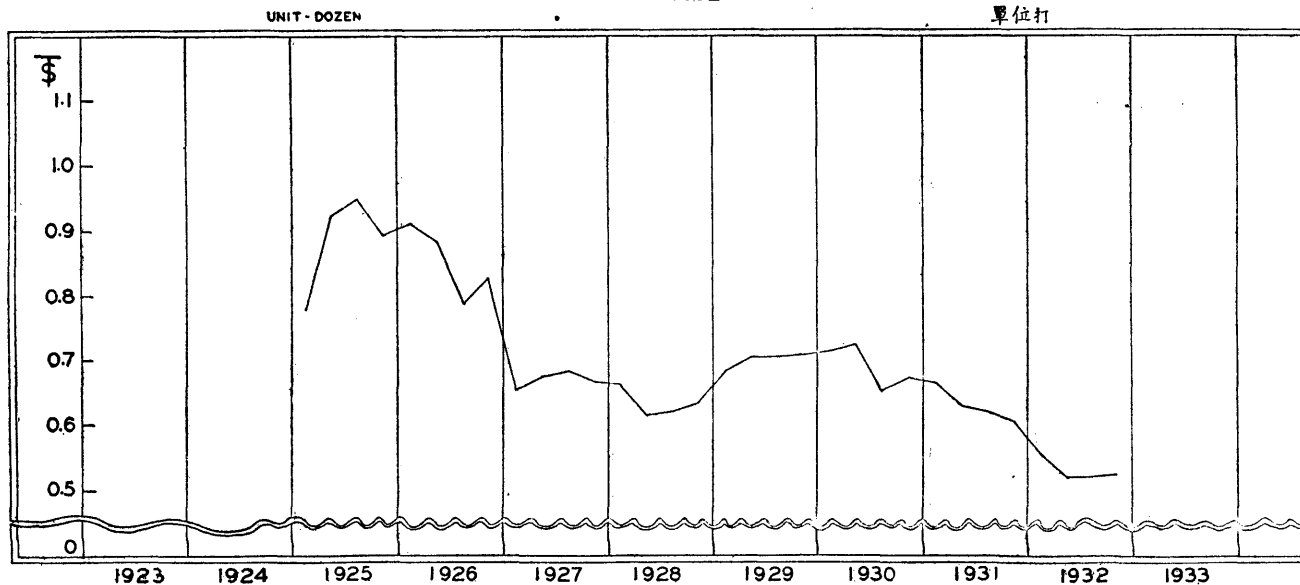
瓷器 CHINAWARE

躉售市價(單位兩)—Wholesale Price (Shanghai Tls.)

| 名稱 Name | 單位 Unit | 年份 Year | 一月 Jan. | 二月 Feb. | 三月 March | 平均 Qrly. Average | 四月 April | 五月 May | 六月 June | 平均 Qrly. Average | 七月 July | 八月 Aug. | 九月 Sept. | 平均 Qrly. Average | 十月 Oct. | 十一月 Nov. | 十二月 Dec. | 平均 Qrly. Average | 總平均 Year's Average | | |
|---|------------|------------|------------|------------|-------------|------------------------|-------------|-----------|------------|------------------------|------------|------------|-------------|------------------------|------------|-------------|-------------|------------------------|--------------------------|--|--|
| 菜盆, 青花人物, 五寸(江西景德鎮) Plates, Coloured, 5' Kiangsi (China) | 打 Dozen | 十二年1923 | | | | | | | | | | | | | | | | | | | |
| | | 十三年1924 | | | | | | | | | | | | | | | | | | | |
| | | 十四年1925 | 0.864 | 0.860 | 0.862 | 0.862 | 0.900 | 0.950 | ... | 0.925 | 0.900 | 0.950 | 1.000 | 0.950 | 0.900 | 0.890 | 0.900 | 0.897 | 0.887 | | |
| | | 十五年1926 | 0.925 | 0.925 | 0.890 | 0.913 | 0.850 | 0.900 | 0.900 | 0.883 | 0.890 | ... | 0.690 | 0.790 | 0.955 | 0.815 | 0.710 | 0.827 | 0.853 | | |
| | | 十六年1927 | 0.665 | 0.660 | 0.640 | 0.655 | 0.650 | 0.690 | 0.680 | 0.673 | 0.680 | 0.675 | 0.690 | 0.682 | 0.660 | 0.680 | 0.665 | 0.668 | 0.670 | | |
| | | 十七年1928 | 0.690 | 0.665 | 0.635 | 0.663 | 0.630 | 0.610 | 0.610 | 0.617 | 0.635 | 0.625 | 0.610 | 0.623 | 0.620 | 0.640 | 0.650 | 0.637 | 0.635 | | |
| | | 十八年1929 | 0.655 | 0.690 | 0.710 | 0.685 | 0.700 | 0.715 | 0.700 | 0.705 | 0.715 | 0.700 | 0.710 | 0.708 | 0.725 | 0.700 | 0.705 | 0.710 | 0.702 | | |
| | | 十九年1930 | 0.715 | 0.710 | 0.720 | 0.715 | 0.730 | 0.730 | 0.715 | 0.725 | 0.610 | 0.690 | 0.660 | 0.653 | 0.665 | 0.685 | 0.665 | 0.672 | 0.691 | | |
| | | 二十年1931 | 0.675 | 0.670 | 0.650 | 0.665 | 0.635 | 0.630 | 0.635 | 0.633 | 0.615 | 0.635 | 0.615 | 0.622 | 0.615 | 0.605 | 0.610 | 0.610 | 0.632 | | |
| | | 廿一年1932 | 0.605 | ... | 0.515 | 0.560 | 0.515 | 0.525 | 0.525 | 0.522 | 0.515 | 0.520 | 0.535 | 0.523 | 0.545 | 0.510 | 0.520 | 0.525 | 0.532 | | |

上海江西青花人物菜盆之躉售市價
PRICE OF KIANGSI 5 INCH COLOURED PLATES
民國十四年至廿一年

1925 - 1932

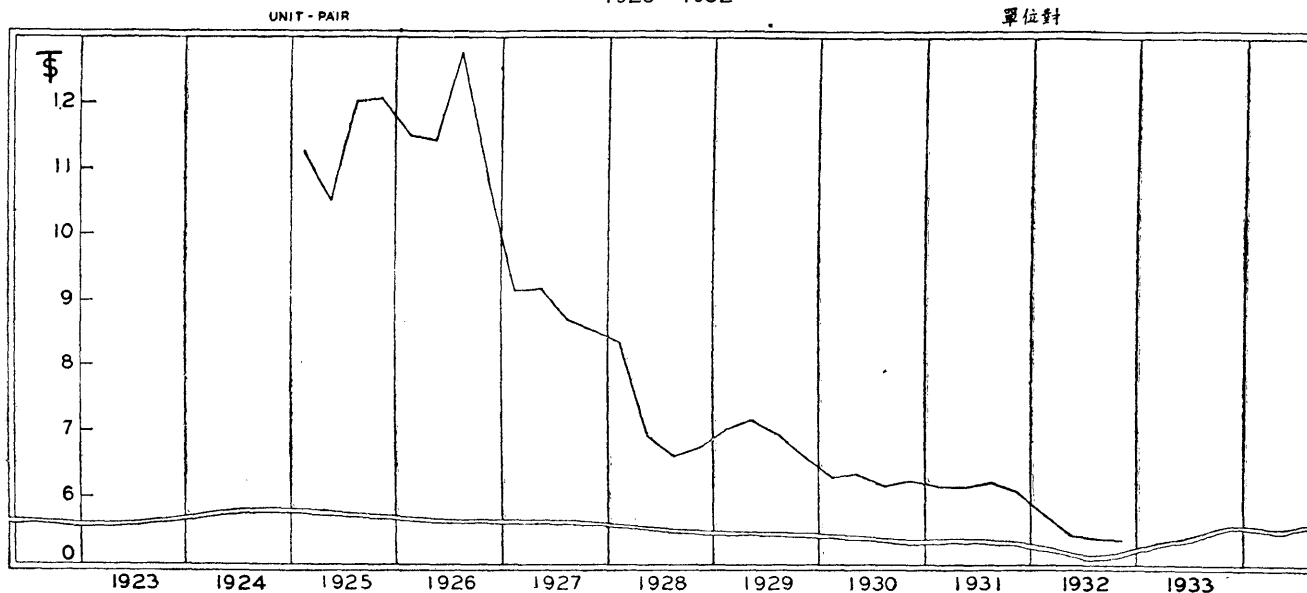


瓷 器 CHINAWARE

躉售市價 (單位兩)—Wholesale Price (Shanghai Tls.)

| 名稱 Name | 單位 Unit | 年份 Year | 一月 Jan. | 二月 Feb. | 三月 March | 平均 Qrly. Average | 四月 April | 五月 May | 六月 June | 平均 Qrly. Average | 七月 July | 八月 Aug. | 九月 Sept. | 平均 Qrly. Average | 十月 Oct. | 十一月 Nov. | 十二月 Dec. | 平均 Qrly. Average | 總平均 Year's Average | | |
|--|------------|------------|------------|------------|-------------|------------------------|-------------|-----------|------------|------------------------|------------|------------|-------------|------------------------|------------|-------------|-------------|------------------------|--------------------------|-------|--|
| 花瓶, 粉彩, 高廿二吋 (江西) Flower Vases, 22" in height Kiangsi (China) | 對 Pair | 十二年1923 | | | | | | | | | | | | | | | | | | | |
| | | 十三年1924 | | | | | | | | | | | | | | | | | | | |
| | | 十四年1925 | ... | 11.520 | 11.000 | 11.260 | 11.000 | 10.050 | ... | 10.525 | 12.000 | 12.000 | 12.000 | 12.000 | 12.000 | 12.000 | 12.250 | 12.083 | 11.467 | | |
| | | 十五年1926 | 11.250 | 11.750 | 11.500 | 11.500 | 12.000 | 11.000 | 11.250 | 11.417 | 12.000 | ... | 13.500 | 12.750 | 12.000 | 10.500 | 10.000 | 10.833 | 11.625 | | |
| | | 十六年1927 | 9.500 | 9.000 | 8.950 | 9.150 | 9.100 | 9.500 | 9.000 | 9.200 | 9.400 | 8.350 | 8.350 | 8.700 | 8.200 | 8.500 | 8.900 | 8.533 | 8.896 | | |
| | | 十七年1928 | 9.075 | 8.350 | 7.660 | 8.362 | 7.200 | 6.800 | 6.800 | 6.933 | 6.850 | 6.550 | 6.475 | 6.625 | 6.570 | 6.700 | 7.000 | 6.757 | 7.169 | | |
| | | 十八年1929 | 6.950 | 7.000 | 7.100 | 7.017 | 7.050 | 7.225 | 7.300 | 7.192 | 7.000 | 6.900 | 7.000 | 6.967 | 6.650 | 6.650 | 6.500 | 6.600 | 6.944 | | |
| | | 十九年1930 | 6.400 | 6.300 | 6.200 | 6.300 | 6.350 | 6.450 | 6.300 | 6.367 | 6.250 | 6.250 | 6.075 | 6.192 | 6.150 | 6.300 | 6.250 | 6.233 | 6.273 | | |
| | | 二十年1931 | 6.250 | 6.150 | 6.150 | 6.183 | 6.150 | 6.150 | 6.100 | 6.133 | 6.200 | 6.250 | 6.200 | 6.217 | 6.100 | 6.200 | 6.000 | 6.100 | 6.158 | | |
| | | 廿一年1932 | 6.000 | ... | 5.500 | 5.750 | 5.400 | 5.500 | 5.350 | 5.417 | 5.350 | 5.400 | 5.350 | 5.367 | 5.350 | 5.300 | 5.350 | 5.350 | 5.333 | 5.467 | |

上海江西粉彩花瓶之躉售市價
PRICE OF KIANGSI 22 INCH FLOWER VASES
民國十四年至廿一年
1925 - 1932

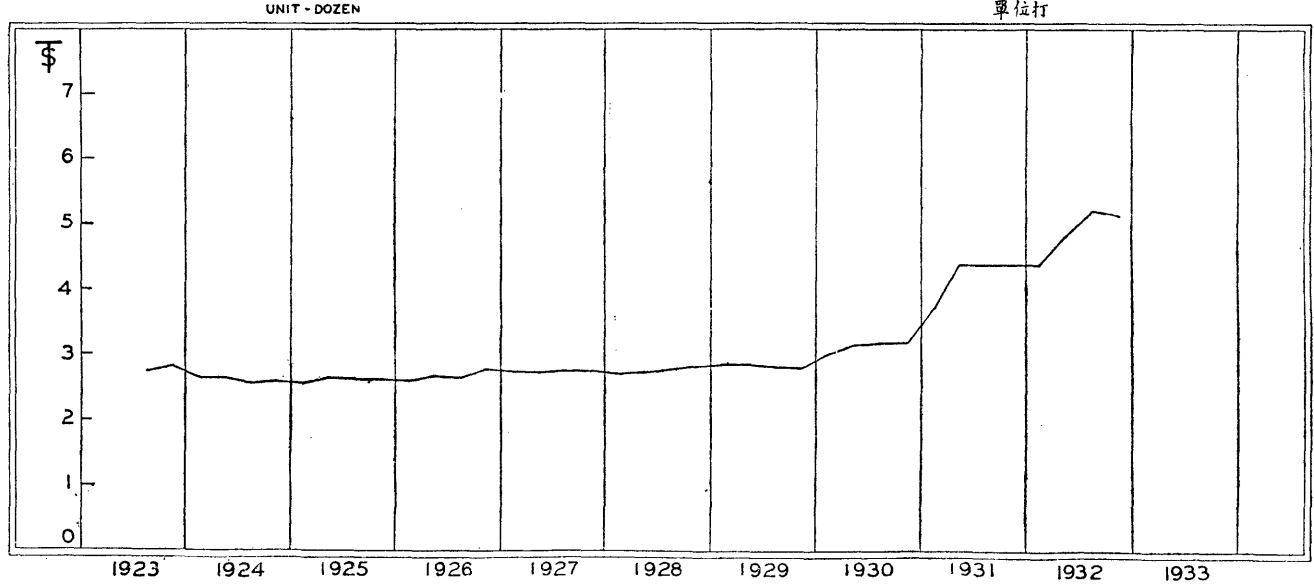


瓷器 CHINAWARE

躉售市價(單位兩) - Wholesale Price (Shanghai Tls.)

| 名稱 Name | 單位 Unit | 年份 Year | 一月 Jan. | 二月 Feb. | 三月 March | 平均 Qrly. Average | 四月 April | 五月 May | 六月 June | 平均 Qrly. Average | 七月 July | 八月 Aug. | 九月 Sept. | 平均 Qrly. Average | 十月 Oct. | 十一月 Nov. | 十二月 Dec. | 平均 Qrly. Average | 總平均 Year's Average | |
|---|------------|------------|------------|------------|-------------|------------------------|-------------|-----------|------------|------------------------|------------|------------|-------------|------------------------|------------|-------------|-------------|------------------------|--------------------------|-------|
| 金葉藍花盆, 七吋,僧帽牌(英) Dinner Plate, 7," Decorated Johnson Bros. (Great Britain) | 打 Dozen | 十二年1923 | | | | | | | | | 2.800 | 2.700 | 2.737 | 2.746 | 2.775 | 2.850 | 2.850 | 2.825 | | |
| | | 十三年1924 | 2.700 | 2.625 | 2.675 | 2.667 | 2.650 | 2.650 | 2.650 | 2.650 | 2.625 | 2.575 | 2.550 | 2.583 | 2.550 | 2.600 | 2.600 | 2.583 | 2.621 | |
| | | 十四年1925 | 2.600 | 2.550 | 2.575 | 2.575 | 2.650 | 2.650 | ... | 2.650 | 2.650 | 2.650 | 2.600 | 2.633 | 2.625 | 2.650 | 2.600 | 2.625 | 2.625 | 2.621 |
| | | 十五年1926 | 2.600 | 2.550 | 2.650 | 2.600 | 2.650 | 2.675 | 2.700 | 2.675 | 2.675 | 2.675 | 2.600 | 2.650 | 2.642 | 2.725 | 2.800 | 2.800 | 2.775 | 2.673 |
| | | 十六年1927 | 2.800 | 2.700 | 2.700 | 2.733 | 2.750 | 2.700 | 2.750 | 2.733 | 2.750 | 2.750 | 2.750 | 2.750 | 2.750 | 2.800 | 2.755 | 2.750 | 2.758 | 2.744 |
| | | 十七年1928 | 2.725 | 2.700 | 2.700 | 2.708 | 2.725 | 2.750 | 2.750 | 2.742 | 2.750 | 2.775 | 2.800 | 2.775 | 2.800 | 2.800 | 2.825 | 2.850 | 2.825 | 2.763 |
| | | 十八年1929 | 2.850 | 2.850 | 2.850 | 2.850 | 2.850 | 2.850 | 2.850 | 2.850 | 2.825 | 2.800 | 2.800 | 2.800 | 2.808 | 2.800 | 2.800 | 2.800 | 2.800 | 2.827 |
| | | 十九年1930 | 2.800 | 3.100 | 3.100 | 3.000 | 3.100 | 3.200 | 3.200 | 3.167 | 3.200 | 3.200 | 3.200 | 3.200 | 3.200 | 3.200 | 3.200 | 3.200 | 3.200 | 3.142 |
| | | 二十年1931 | 3.200 | 3.725 | 4.200 | 3.708 | 4.400 | 4.400 | 4.400 | 4.400 | 4.400 | 4.400 | 4.400 | 4.400 | 4.400 | 4.400 | 4.400 | 4.400 | 4.400 | 4.227 |
| | | 廿一年1932 | 4.400 | ... | 4.400 | 4.400 | 4.400 | 4.400 | 4.875 | 5.200 | 4.825 | 5.200 | 5.200 | 5.200 | 5.200 | 5.200 | 5.150 | 5.100 | 5.150 | 4.894 |

英國僧帽牌七吋金葉藍花盆在滬之躉售市價
 PRICE OF BRITISH 7 INCH DECORATED DINNER PLATES
 民國十二年至廿一年
 1923 - 1932

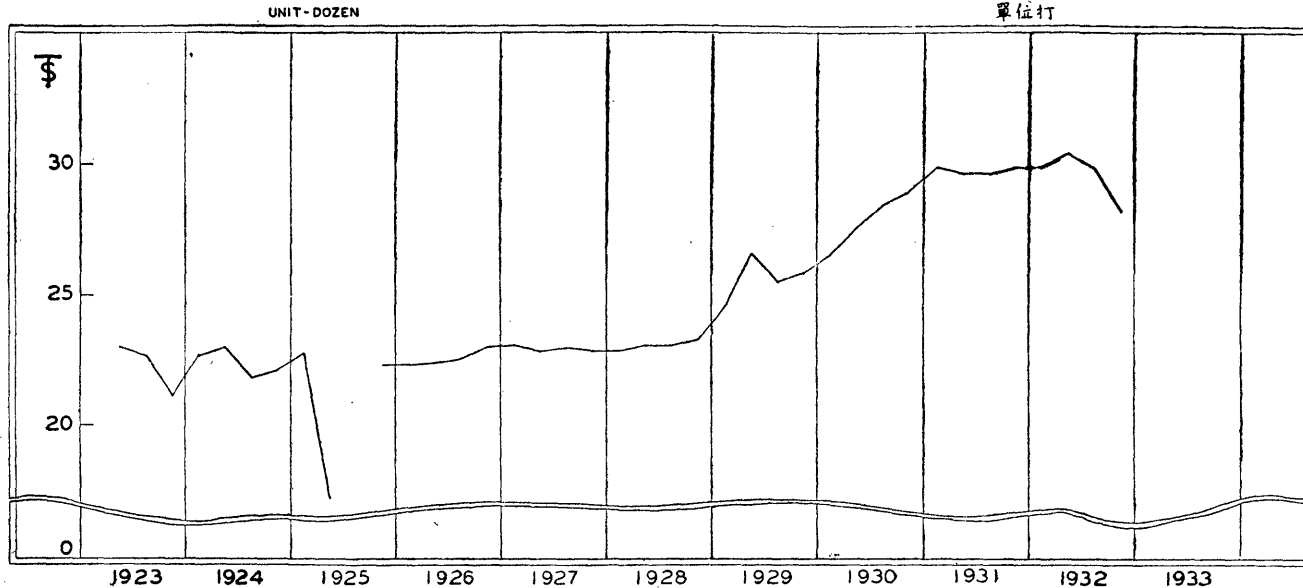


玻璃 GLASSWARE

躉售市價(單位兩)—Wholesale Price (Shanghai Tls.)

| 名稱 Name | 單位 Unit. | 年份 Year | 一月 Jan. | 二月 Feb. | 三月 March | 平均 Qrly. Average | 四月 April | 五月 May | 六月 June | 平均 Qrly. Average | 七月 July | 八月 Aug. | 九月 Sept. | 平均 Qrly. Average | 十月 Oct. | 十一月 Nov. | 十二月 Dec. | 平均 Qrly. Average | 總平均 Year's Average | |
|--|-------------|------------|------------|------------|-------------|------------------------|-------------|-----------|------------|------------------------|------------|------------|-------------|------------------------|------------|-------------|-------------|------------------------|--------------------------|--------|
| 熱水瓶, 二磅, 謙信 (德) Icy-hot Flasks, 2'qts., China Export Import & Bank Co. (Germany) | 打 Dozen | 十二年1923 | | | | | 23.000 | 23.000 | 23.000 | 23.000 | 23.000 | 23.000 | 22.000 | 22.667 | 21.250 | 21.000 | 21.000 | 21.083 | | |
| | | 十三年1924 | 21.000 | 23.667 | 23.250 | 22.629 | 23.000 | 23.000 | 23.000 | 23.000 | 22.500 | 21.625 | 21.375 | 21.833 | 21.500 | 22.250 | 22.625 | 22.125 | 22.422 | |
| | | 十四年1925 | 22.125 | 22.500 | 23.875 | 22.833 | 17.500 | ... | ... | 17.500 | | | | | | 22.375 | 22.000 | 22.750 | 22.375 | |
| | | 十五年1926 | 22.000 | 22.500 | 22.625 | 22.375 | 22.500 | 22.375 | 22.475 | 22.450 | 22.500 | 22.750 | 22.500 | 22.583 | 22.875 | 23.000 | 23.250 | 23.042 | 22.612 | |
| | | 十六年1927 | 23.250 | 23.500 | 22.500 | 23.083 | 23.000 | 22.875 | 22.875 | 22.917 | 22.750 | 23.000 | 23.250 | 23.000 | 22.875 | 22.875 | 22.875 | 22.875 | 22.875 | 22.944 |
| | | 十七年1928 | 22.875 | 22.875 | 23.125 | 22.958 | 23.250 | 23.125 | 22.875 | 23.083 | 22.875 | 23.000 | 23.375 | 23.083 | 23.500 | 23.875 | 24.000 | 23.792 | 23.229 | |
| | | 十八年1929 | 24.000 | 24.750 | 25.000 | 24.583 | 25.000 | 25.000 | 25.500 | 25.167 | 25.750 | 25.250 | 25.625 | 25.542 | 25.750 | 26.000 | 26.000 | 25.917 | 25.302 | |
| | | 十九年1930 | 26.000 | 27.000 | 27.000 | 26.667 | 27.500 | 27.500 | 27.875 | 27.625 | 28.000 | 28.500 | 28.750 | 28.417 | 28.750 | 29.000 | 29.000 | 28.917 | 27.907 | |
| | | 二十年1931 | 29.125 | 30.125 | 30.500 | 29.917 | 29.750 | 29.500 | 29.750 | 29.667 | 29.750 | 29.750 | 29.750 | 29.750 | 29.750 | 29.500 | 29.500 | 29.750 | 29.583 | 29.729 |
| | | 廿一年1932 | 29.750 | ... | 30.000 | 29.875 | 30.000 | 30.625 | 30.750 | 30.458 | 30.500 | 30.000 | 29.000 | 29.833 | 28.750 | 28.250 | 27.750 | 28.250 | 29.604 | |

德國謙信二磅熱水瓶在滬之躉售市價
PRICE OF GERMAN ICY-HOT FLASKS
民國十二至廿一年
1923 - 1932

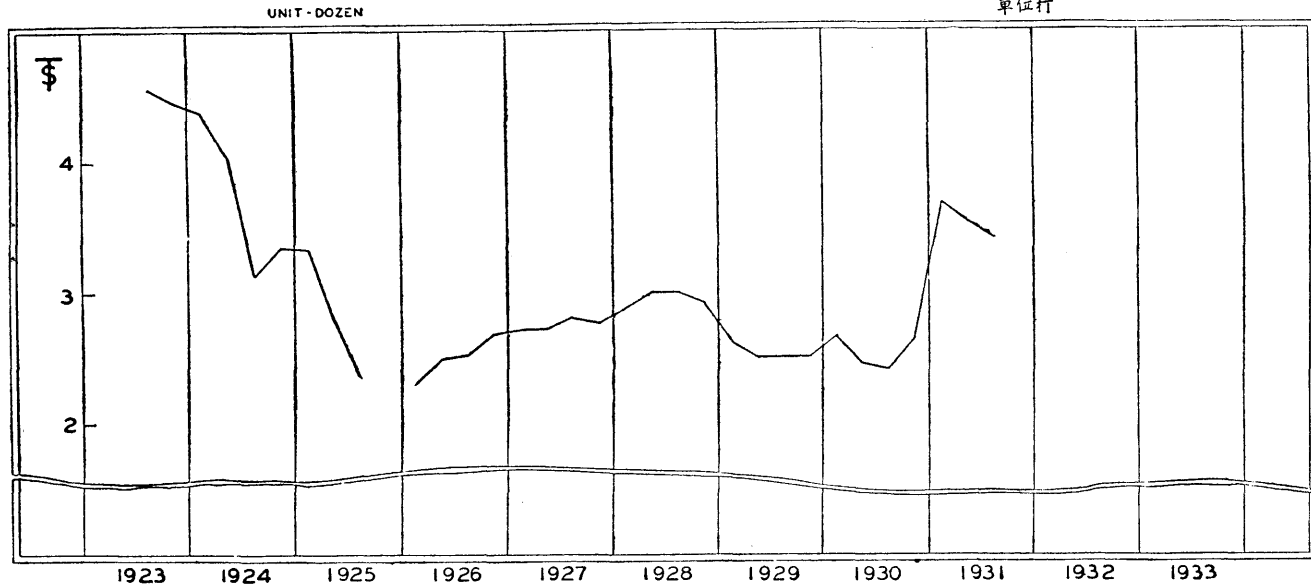


玻璃 GLASSWARE

躉售市價 (單位兩) — Wholesale Price (Shanghai Tls.)

| 名稱 Name | 單位 Unit | 年份 Year | 一月 Jan. | 二月 Feb. | 三月 March | 平均 Qrly. Average | 四月 April | 五月 May | 六月 June | 平均 Qrly. Average | 七月 July | 八月 Aug. | 九月 Sept. | 平均 Qrly. Average | 十月 Oct. | 十一月 Nov. | 十二月 Dec. | 平均 Qrly. Average | 總平均 Year's Average | | |
|---|------------|------------|------------|------------|-------------|------------------------|-------------|-----------|------------|------------------------|------------|------------|-------------|------------------------|------------|-------------|-------------|------------------------|--------------------------|-------|--|
| 銅鏡架, 七吋, 吉本三馬頭 (日) Mirrors, Glass, 7" (Japan) | 打 Dozen | 十二年1923 | | | | | | | | | 4.825 | 4.662 | 4.000 | 4.652 | 4.425 | 4.400 | 4.400 | 4.408 | | | |
| | | 十三年1924 | 4.400 | 4.400 | 4.287 | 4.362 | 4.400 | 4.400 | 3.400 | 4.068 | 3.145 | 3.150 | 3.112 | 3.136 | 3.333 | 3.400 | 3.400 | 3.378 | 3.736 | | |
| | | 十四年1925 | 3.400 | 3.300 | 3.300 | 3.333 | 2.862 | 2.700 | ... | 2.781 | 2.325 | 2.337 | 2.300 | 2.321 | | | | | | | |
| | | 十五年1926 | 2.300 | 2.300 | 2.300 | 2.300 | 2.450 | 2.487 | 2.537 | 2.491 | 2.487 | 2.487 | 2.550 | 2.508 | 2.600 | 2.700 | 2.750 | 2.653 | 2.495 | | |
| | | 十六年1927 | 2.700 | 2.750 | 2.700 | 2.717 | 2.700 | 2.750 | ... | 2.725 | 2.800 | 2.825 | 2.800 | 2.808 | 2.850 | 2.775 | 2.675 | 2.767 | 2.754 | | |
| | | 十七年1928 | 2.650 | 3.000 | 2.925 | 2.858 | 3.000 | 3.000 | 3.000 | 3.000 | 3.000 | 3.000 | 3.000 | 3.000 | 2.900 | 2.900 | 2.950 | 2.917 | 2.944 | | |
| | | 十八年1929 | 2.850 | 2.500 | 2.500 | 2.617 | 2.500 | 2.500 | 2.500 | 2.500 | 2.500 | 2.500 | 2.500 | 2.500 | 2.500 | 2.500 | 2.500 | 2.500 | 2.500 | 2.529 | |
| | | 十九年1930 | 2.550 | 2.875 | 2.550 | 2.658 | 2.600 | 2.275 | 2.475 | 2.450 | 2.525 | 2.400 | 2.300 | 2.408 | 2.400 | 2.750 | 2.775 | 2.642 | 2.590 | | |
| | | 二十年1931 | 3.250 | 3.800 | 4.000 | 3.683 | 3.625 | 3.500 | 3.500 | 3.542 | 3.400 | 3.325 | 3.500 | 3.408 | | | | | | | |
| | | 廿一年1932 | | | | | | | | | | | | | | | | | | | |

日本七吋銅鏡架在滬之躉售市價
 PRICE OF JAPANESE 7 INCH GLASS MIRRORS
 民國十二年至二十年
 1923 - 1931

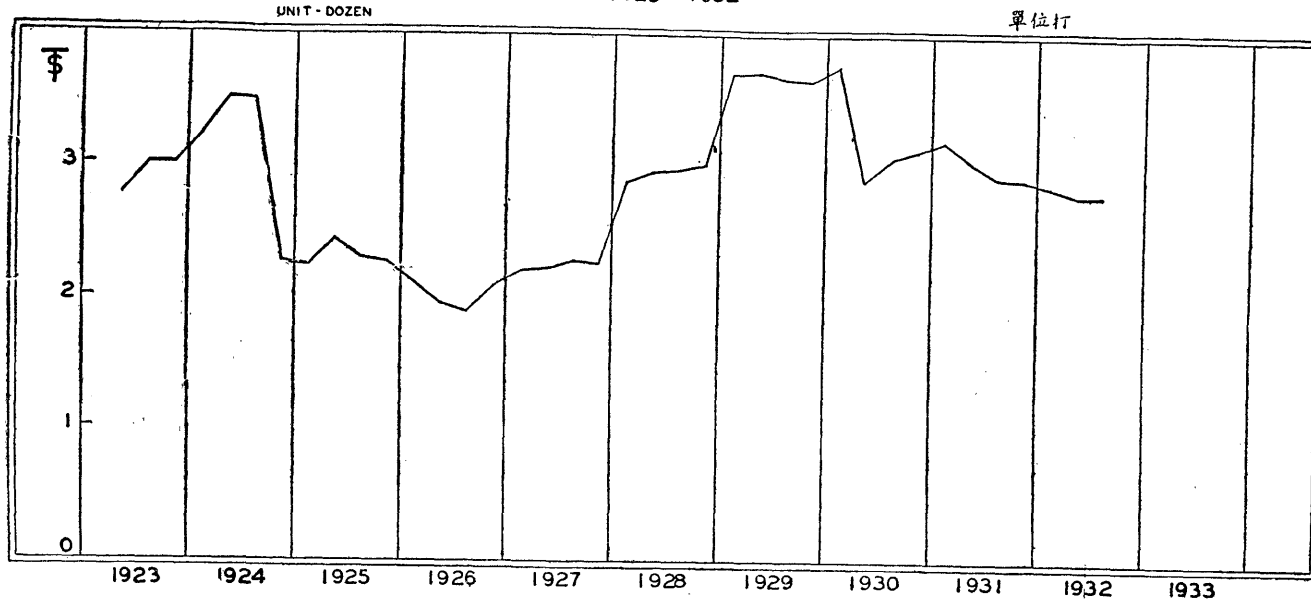


搪瓷器具 ENAMELLEDWARE

躉售市價 (單位兩) — Wholesale Price (Shanghai Tls.)

| 名稱 Name | 單位 Unit | 年份 Year | 一月 Jan. | 二月 Feb. | 三月 March | 平均 Qrly. Average | 四月 April | 五月 May | 六月 June | 平均 Qrly. Average | 七月 July | 八月 Aug. | 九月 Sept. | 平均 Qrly. Average | 十月 Oct. | 十一月 Nov. | 十二月 Dec. | 平均 Qrly. Average | 總平均 Year's Average | |
|---|------------|------------|------------|------------|-------------|------------------------|-------------|-----------|------------|------------------------|------------|------------|-------------|------------------------|------------|-------------|-------------|------------------------|--------------------------|--|
| 搪瓷面盆 (素) 卅生的, 謙信 (德) Basins, Enamelled, 30 cm., China Export Import & Bank Co. (Germany) | 打 Dozen | 十二年1923 | | | | | ... | 2.700 | 2.800 | 2.750 | 3.000 | 3.000 | 3.000 | 3.000 | 3.000 | 3.000 | 3.000 | 3.000 | 3.000 | |
| | | 十三年1924 | 3.000 | 3.167 | 3.437 | 3.201 | 3.500 | 3.500 | 3.500 | 3.500 | 3.500 | ... | ... | 3.500 | 2.225 | 2.262 | 2.250 | 2.246 | 3.112 | |
| | | 十四年1925 | 2.237 | 2.237 | 2.387 | 2.287 | 2.425 | 2.475 | ... | 2.450 | 2.350 | 2.300 | 2.300 | 2.317 | 2.325 | 2.275 | 2.225 | 2.275 | 2.332 | |
| | | 十五年1926 | 2.225 | 2.125 | 2.000 | 2.117 | 2.000 | 1.950 | 1.925 | 1.958 | 1.850 | 1.887 | 1.950 | 1.896 | 2.075 | 2.200 | 2.125 | 2.133 | 2.026 | |
| | | 十六年1927 | 2.200 | 2.200 | 2.237 | 2.212 | 2.225 | 2.250 | 2.200 | 2.225 | 2.263 | 2.288 | 2.300 | 2.284 | 2.250 | 2.275 | 2.275 | 2.266 | 2.247 | |
| | | 十七年1928 | 2.737 | 2.825 | 2.925 | 2.829 | 3.000 | 2.950 | 2.900 | 2.950 | 2.925 | 2.950 | 2.987 | 2.954 | 3.000 | 3.050 | 3.050 | 3.033 | 2.942 | |
| | | 十八年1929 | 3.625 | 3.750 | 3.750 | 3.708 | 3.750 | 3.650 | 3.750 | 3.717 | 3.750 | 3.650 | 3.650 | 3.683 | 3.650 | 3.650 | 3.675 | 3.658 | 3.692 | |
| | | 十九年1930 | 3.700 | 3.775 | 3.800 | 3.758 | 2.800 | ... | 2.950 | 2.875 | 2.975 | 3.100 | 3.125 | 3.067 | 3.150 | 3.125 | 3.100 | 3.125 | 3.206 | |
| | | 二十年1931 | 3.100 | 3.250 | 3.250 | 3.200 | 3.125 | 3.025 | 3.000 | 3.050 | 2.950 | 2.950 | 2.913 | 2.938 | 2.925 | 2.925 | 2.900 | 2.917 | 3.026 | |
| | | 廿一年1932 | 2.900 | ... | 2.850 | 3.875 | 2.800 | 2.800 | 2.800 | 2.800 | 2.800 | 2.800 | 2.800 | 2.800 | 2.800 | | | | | |

德國謙信三十生的素搪瓷面盆在滬之躉售市價
 PRICE OF GERMAN ENAMELLED BASINS
 民國十二年至廿一年
 1923 - 1932

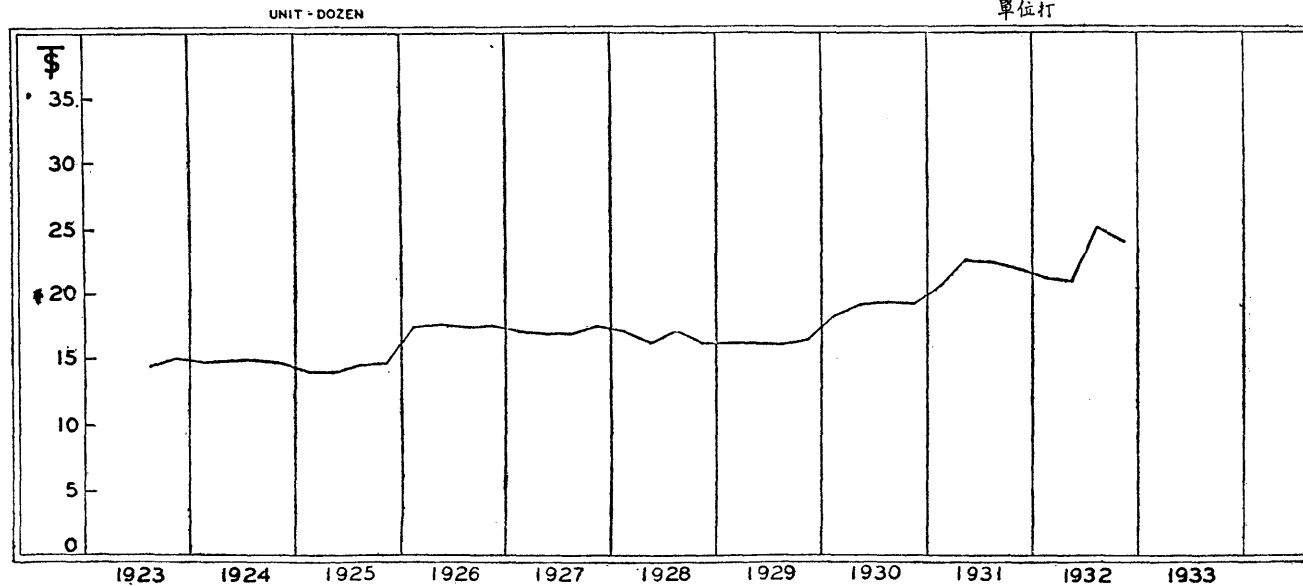


搪瓷器具 ENAMELLEDWARE

躉售市價(單位兩)—Wholesale Price (Shanghai Tls.)

| 名稱 Name | 單位 Unit | 年份 Year | 一月 Jan. | 二月 Feb. | 三月 March | 平均 Qrly. Average | 四月 April | 五月 May | 六月 June | 平均 Qrly. Average | 七月 July | 八月 Aug. | 九月 Sept. | 平均 Qrly. Average | 十月 Oct. | 十一月 Nov. | 十二月 Dec. | 平均 Qrly. Average | 總平均 Year's Average | |
|--|------------|------------|------------|------------|-------------|------------------------|-------------|-----------|------------|------------------------|------------|------------|-------------|------------------------|------------|-------------|-------------|------------------------|--------------------------|--------|
| 搪瓷水壺(白) 十七生的,老合兒 (英) Water Jugs, White 17 cm. (Great Britain) | 打 Dozen | 十二年1923 | | | | | | | | | 15.000 | 15.000 | 13.200 | 14.400 | 14.250 | 15.000 | 15.000 | 14.750 | | |
| | | 十三年1924 | 15.000 | 14.750 | 14.500 | 14.750 | 14.875 | 14.750 | 15.000 | 14.875 | 15.000 | 14.875 | 14.750 | 14.875 | 14.750 | 14.625 | 14.625 | 14.667 | 14.792 | |
| | | 十四年1925 | 14.500 | 14.000 | 14.000 | 14.167 | 14.000 | 14.000 | ... | 14.000 | 14.500 | 14.625 | 14.750 | 14.625 | 14.750 | ... | 14.750 | 14.750 | 14.750 | 14.386 |
| | | 十五年1926 | 17.500 | 17.500 | 17.500 | 17.500 | 17.750 | 17.750 | 17.750 | 17.750 | 17.500 | 17.500 | 17.500 | 17.500 | 17.500 | 17.625 | 17.625 | 17.583 | 17.583 | |
| | | 十六年1927 | 17.500 | 17.375 | 17.000 | 17.292 | 17.000 | 17.000 | 17.000 | 17.000 | 17.000 | 17.000 | 17.000 | 17.000 | 17.000 | 17.500 | 17.500 | 17.500 | 17.500 | 17.198 |
| | | 十七年1928 | 17.500 | 17.125 | 16.750 | 17.125 | 16.375 | 16.250 | 16.250 | 16.250 | 16.292 | 16.125 | 16.000 | 16.125 | 16.083 | 16.375 | 16.375 | 16.250 | 16.333 | 16.458 |
| | | 十八年1929 | 16.250 | 16.250 | 16.250 | 16.250 | 16.250 | 16.250 | 16.125 | 16.208 | 16.000 | 16.000 | 16.250 | 16.983 | 16.500 | 16.500 | 16.500 | 16.500 | 16.500 | 16.260 |
| | | 十九年1930 | 16.750 | 19.200 | 19.200 | 18.383 | 19.200 | 19.200 | 19.250 | 19.217 | 19.350 | 19.500 | 19.500 | 19.450 | 19.500 | 19.250 | 19.000 | 19.250 | 19.075 | |
| | | 二十年1931 | 19.750 | 20.500 | 21.750 | 20.667 | 22.500 | 22.500 | 22.500 | 22.500 | 22.500 | 22.500 | 22.500 | 22.500 | 22.500 | 22.000 | 21.250 | 21.917 | 21.896 | |
| | | 廿一年1932 | 21.000 | ... | 21.500 | 21.250 | 21.000 | 21.000 | 21.000 | 21.000 | 21.000 | 25.000 | 25.000 | 25.000 | 25.000 | 24.500 | 24.000 | 23.500 | 24.000 | 22.812 |

英國老合兒十七生的白糖瓷水壺在滬之躉售市價
PRICE OF BRITISH WHITE WATER JUGS
民國十二年至廿一年
1923 - 1932

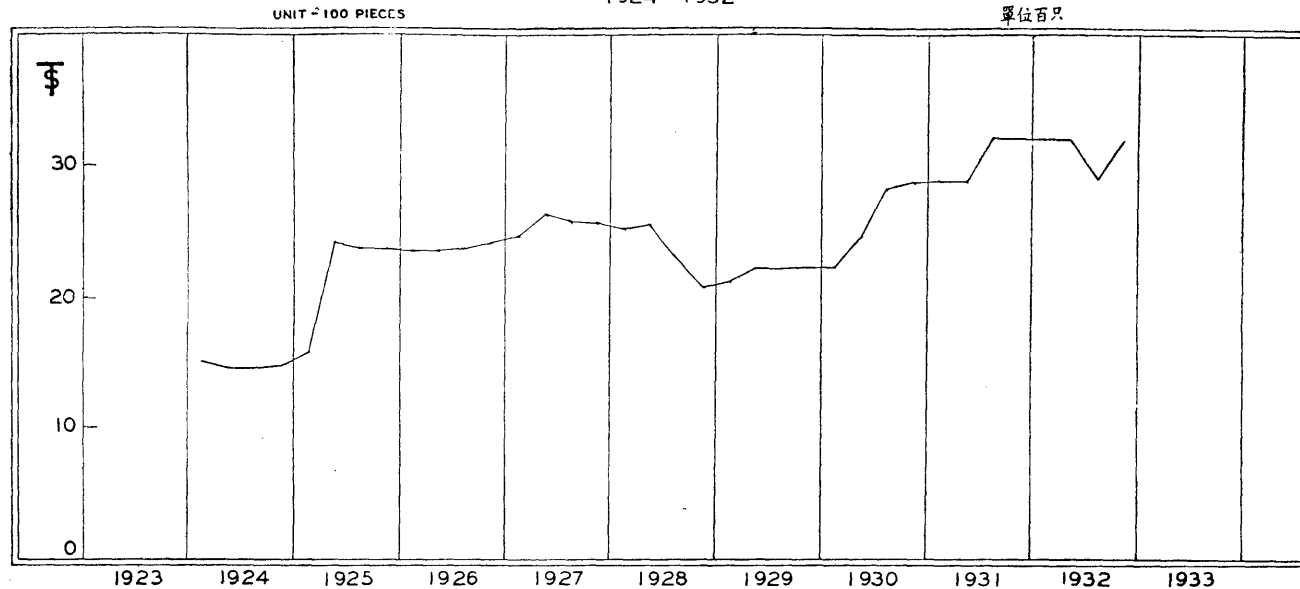


XXI 電氣材料 ELECTRICAL SUPPLIES 燈泡 ELECTRIC BULBS

躉售市價 (單位兩) — Wholesale Price (Shanghai Tls.)

| 名稱 Name | 單位 Unit | 年份 Year | 一月 Jan. | 二月 Feb. | 三月 March | 平均 Qrly. Average | 四月 April | 五月 May | 六月 June | 平均 Qrly. Average | 七月 July | 八月 Aug. | 九月 Sept. | 平均 Qrly. Average | 十月 Oct. | 十一月 Nov. | 十二月 Dec. | 平均 Qrly. Average | 總平均 Year's Average | |
|--|------------------|------------|------------|------------|-------------|------------------------|-------------|-----------|------------|------------------------|------------|------------|-------------|------------------------|------------|-------------|-------------|------------------------|--------------------------|--------|
| 燈泡, 200 V. 15, 25, 40 瓦特 華春, 非利浦, 亞司令 Electric Bulbs 200 V., 15, 25, 40 Watson, Watts, Philips, Osram | 百只 100 Pieces | 十二年1923 | | | | | | | | | | | | | | | | | | |
| | | 十三年1924 | 10.500 | 10.500 | 10.500 | 10.500 | 9.500 | 9.500 | 9.500 | 9.500 | 9.500 | 9.500 | 9.500 | 9.500 | 9.500 | 9.500 | 9.625 | 9.625 | 9.583 | 9.771 |
| | | 十四年1925 | 7.519 | 14.564 | 25.760 | 15.948 | 23.984 | 24.255 | ... | 24.119 | 23.991 | 23.925 | 23.958 | 23.958 | 23.958 | 23.958 | 23.925 | 23.918 | 23.934 | 21.990 |
| | | 十五年1926 | 23.694 | 23.628 | 23.628 | 23.650 | 23.661 | 23.661 | 23.529 | 23.617 | 23.678 | 23.694 | 23.760 | 23.711 | 23.793 | 23.925 | 24.420 | 24.046 | 23.756 | |
| | | 十六年1927 | 24.156 | 23.793 | 26.100 | 24.683 | 26.280 | 26.316 | 26.172 | 26.256 | 26.139 | 26.064 | 25.340 | 25.847 | 25.550 | 25.638 | 25.515 | 25.568 | 25.589 | |
| | | 十七年1928 | 25.340 | 25.217 | 25.270 | 25.276 | 25.462 | 25.406 | 25.252 | 25.373 | 25.252 | 23.043 | 21.888 | 23.394 | 20.802 | 20.845 | 20.799 | 20.815 | 23.715 | |
| | | 十八年1929 | 20.670 | 20.681 | 22.273 | 21.208 | 22.254 | 22.286 | 22.199 | 22.246 | 22.243 | 22.258 | 22.308 | 22.270 | 22.336 | 22.394 | 22.425 | 22.385 | 22.027 | |
| | | 十九年1930 | 22.329 | 22.261 | 22.323 | 22.304 | 24.480 | 24.878 | 24.716 | 24.691 | 25.000 | 29.168 | 27.729 | 28.299 | 28.800 | 28.800 | 28.800 | 28.800 | 28.800 | 26.024 |
| | | 二十年1931 | 28.800 | 28.800 | 28.800 | 28.800 | 28.800 | 28.800 | 28.800 | 28.800 | 32.000 | 32.000 | 32.000 | 32.000 | 32.000 | 32.000 | 32.000 | 32.571 | 32.190 | 30.447 |
| | | 廿一年1932 | 32.000 | ... | 32.000 | 32.000 | 32.000 | 32.000 | 32.000 | 32.000 | 27.000 | 30.000 | 30.000 | 29.000 | 32.000 | 32.000 | 32.000 | 32.000 | 32.000 | 31.750 |

華春非利浦亞司令牌電燈泡在滬之躉售市價
PRICE OF WATSON PHILIPS & OSRAM ELECTRIC BULBS
民國十三年至廿一年
1924 - 1932

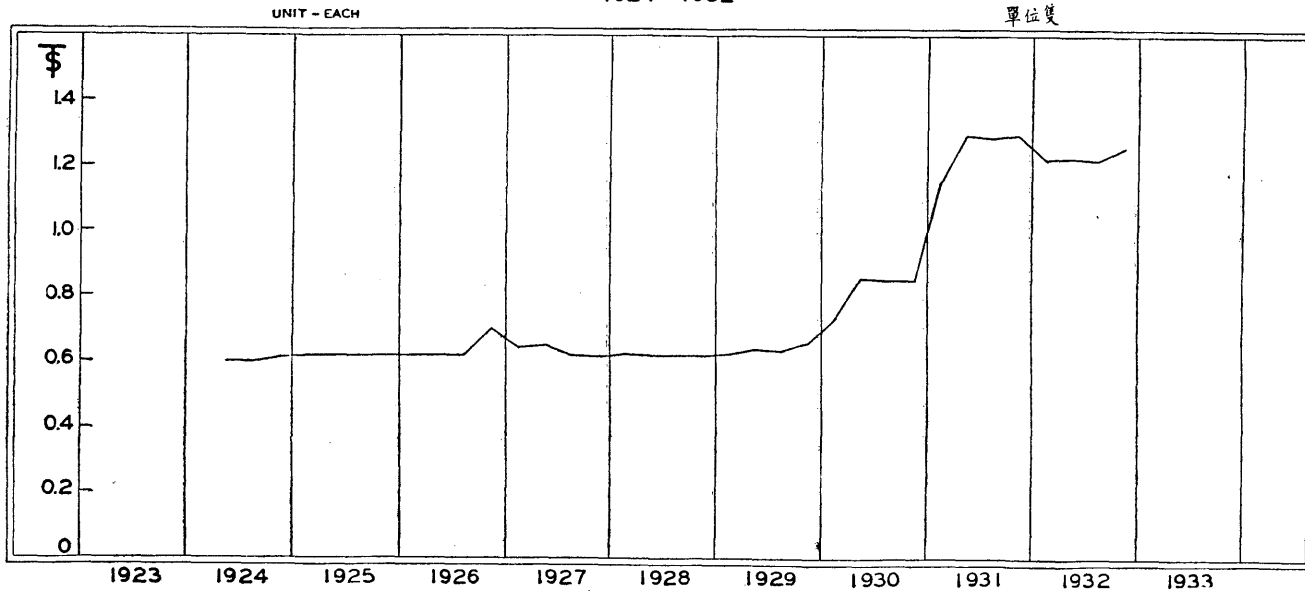


乾電池 DRY CELL

躉售市價 (單位兩) -- Wholesale Price (Shanghai Tls.)

| 名稱 Name | 單位 Unit | 年份 Year | 一月 Jan. | 二月 Feb. | 三月 March | 平均 Qrly. Average | 四月 April | 五月 May | 六月 June | 平均 Qrly. Average | 七月 July | 八月 Aug. | 九月 Sept. | 平均 Qrly. Average | 十月 Oct. | 十一月 Nov. | 十二月 Dec. | 平均 Qrly. Average | 總平均 Year's Average | | |
|---|------------|------------|------------|------------|-------------|------------------------|-------------|-----------|------------|------------------------|------------|------------|-------------|------------------------|------------|-------------|-------------|------------------------|--------------------------|-------|-------|
| 電池, 乾電, 鷹牌 (美) Dry Cell, Eagle Brand (U.S.A.) | 隻 Each | 十二年1923 | | | | | | | | | | | | | | | | | | | |
| | | 十三年1924 | | | | | | | | | | 0.600 | 0.600 | 0.600 | 0.600 | 0.600 | 0.615 | 0.620 | 0.612 | | |
| | | 十四年1925 | 0.620 | 0.620 | 0.620 | 0.620 | 0.620 | 0.620 | 0.620 | ... | 0.620 | 0.620 | 0.620 | 0.620 | 0.620 | 0.620 | 0.620 | 0.620 | 0.620 | 0.620 | 0.620 |
| | | 十五年1926 | 0.620 | 0.620 | 0.620 | 0.620 | 0.620 | 0.620 | 0.620 | 0.628 | 0.621 | 0.635 | 0.620 | 0.620 | 0.625 | 0.700 | 0.700 | 0.700 | 0.700 | 0.700 | 0.640 |
| | | 十六年1927 | 0.665 | 0.620 | 0.650 | 0.645 | 0.660 | 0.675 | 0.620 | 0.652 | 0.620 | 0.620 | 0.620 | 0.620 | 0.620 | 0.620 | 0.620 | 0.615 | 0.618 | 0.618 | 0.634 |
| | | 十七年1928 | 0.630 | 0.620 | 0.620 | 0.623 | 0.620 | 0.620 | 0.620 | 0.620 | 0.620 | 0.620 | 0.620 | 0.620 | 0.620 | 0.620 | 0.620 | 0.620 | 0.620 | 0.620 | 0.621 |
| | | 十八年1929 | 0.635 | 0.620 | 0.620 | 0.625 | 0.620 | 0.650 | 0.650 | 0.640 | 0.620 | 0.640 | 0.640 | 0.640 | 0.633 | 0.650 | 0.650 | 0.670 | 0.657 | 0.659 | |
| | | 十九年1930 | 0.700 | 0.700 | 0.792 | 0.731 | 0.800 | 0.900 | 0.860 | 0.853 | 0.850 | 0.850 | 0.850 | 0.850 | 0.850 | 0.850 | 0.850 | 0.850 | 0.850 | 0.850 | 0.821 |
| | | 二十年1931 | 0.850 | 1.300 | 1.300 | 1.150 | 1.300 | 1.300 | 1.300 | 1.300 | 1.300 | 1.300 | 1.300 | 1.268 | 1.289 | 1.300 | 1.500 | 1.300 | 1.300 | 1.300 | 1.259 |
| | | 廿一年1932 | 1.200 | ... | 1.250 | 1.225 | 1.250 | 1.250 | 1.250 | 1.250 | 1.250 | 1.250 | 1.250 | 1.200 | 1.233 | 1.260 | 1.260 | 1.260 | 1.260 | 1.260 | 1.242 |

美國鷹牌乾電池在滬之躉售市價
PRICE OF AMERICAN EAGLE BRAND DRY CELL
民國十三年至廿一年
1924 - 1932

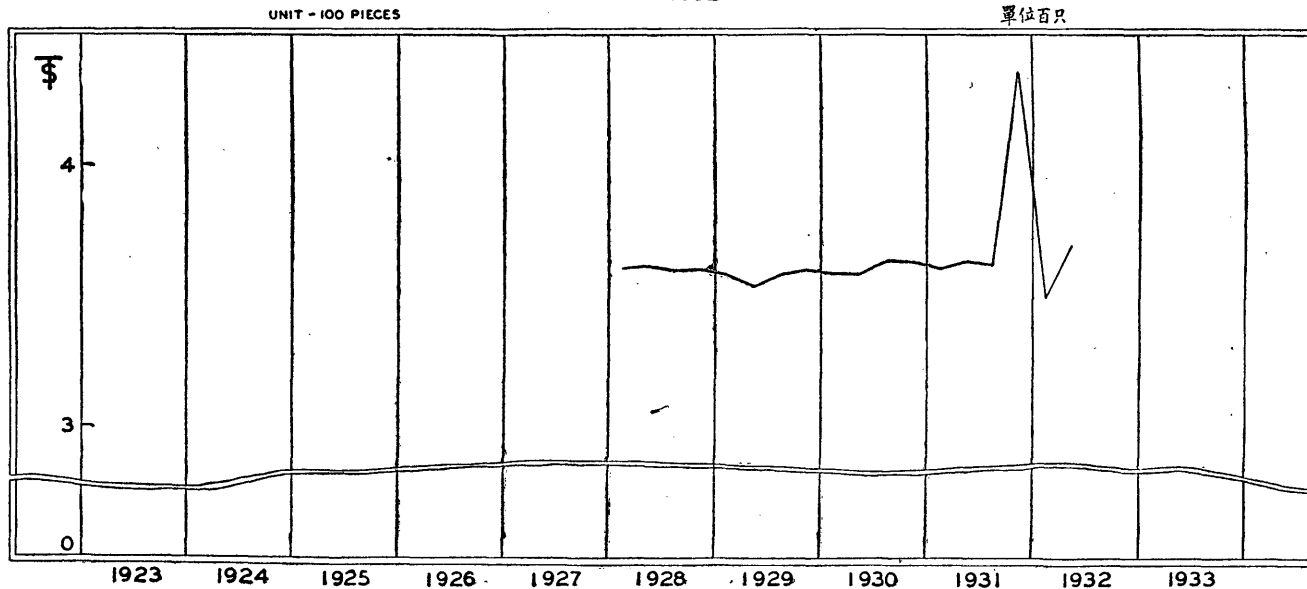


乾電池 DRY CELLS

躉售市價 (單位兩)—Wholesale Price (Shanghai Tls.)

| 名稱 Name | 單位 Unit | 年份 Year | 一月 Jan. | 二月 Feb. | 三月 March | 平均 Qrly. Average | 四月 April | 五月 May | 六月 June | 平均 Qrly. Average | 七月 July | 八月 Aug. | 九月 Sept. | 平均 Qrly. Average | 十月 Oct. | 十一月 Nov. | 十二月 Dec. | 平均 Qrly. Average | 總平均 Year's Average | | |
|---|------------------|------------|------------|------------|-------------|------------------------|-------------|-----------|------------|------------------------|------------|------------|-------------|------------------------|------------|-------------|-------------|------------------------|--------------------------|--|--|
| 電池, 手電燈 用乾電池, 小獨 節電 (大東) Dry Cells, Small Shanghai (China) | 百只 100 Pieces | 十二年1923 | | | | | | | | | | | | | | | | | | | |
| | | 十三年1924 | | | | | | | | | | | | | | | | | | | |
| | | 十四年1925 | | | | | | | | | | | | | | | | | | | |
| | | 十五年1926 | | | | | | | | | | | | | | | | | | | |
| | | 十六年1927 | | | | | | | | | | | | | | | | | | | |
| | | 十七年1928 | 3.620 | 3.602 | 3.610 | 3.611 | 3.637 | 3.629 | 3.607 | 3.624 | 3.607 | 3.600 | 3.600 | 3.602 | 3.611 | 3.619 | 3.611 | 3.614 | 3.613 | | |
| | | 十八年1929 | 3.588 | 3.590 | 3.592 | 3.590 | 3.590 | 3.595 | 3.581 | 3.589 | 3.588 | 3.590 | 3.598 | 3.592 | 3.603 | 3.612 | 3.617 | 3.611 | 3.596 | | |
| | | 十九年1930 | 3.602 | 3.591 | 3.601 | 3.598 | 3.600 | 3.606 | 3.582 | 3.596 | 3.631 | 3.646 | 3.649 | 3.642 | 3.641 | 3.631 | 3.623 | 3.632 | 3.617 | | |
| | | 二十年1931 | 3.614 | 3.614 | 3.615 | 3.614 | 3.606 | 3.651 | 3.363 | 3.632 | 3.628 | 3.624 | 3.624 | 3.625 | 4.725 | 4.717 | 4.705 | 4.716 | 3.647 | | |
| | | 廿一年1932 | 4.000 | ... | 3.000 | 3.500 | 3.500 | 3.600 | 4.000 | 3.700 | | | | | | | | | | | |

上海大東手電燈乾電池之躉售市價
PRICE OF NATIVE MADE SMALL DRY CELL
民國十七年至廿一年
1928 - 1932

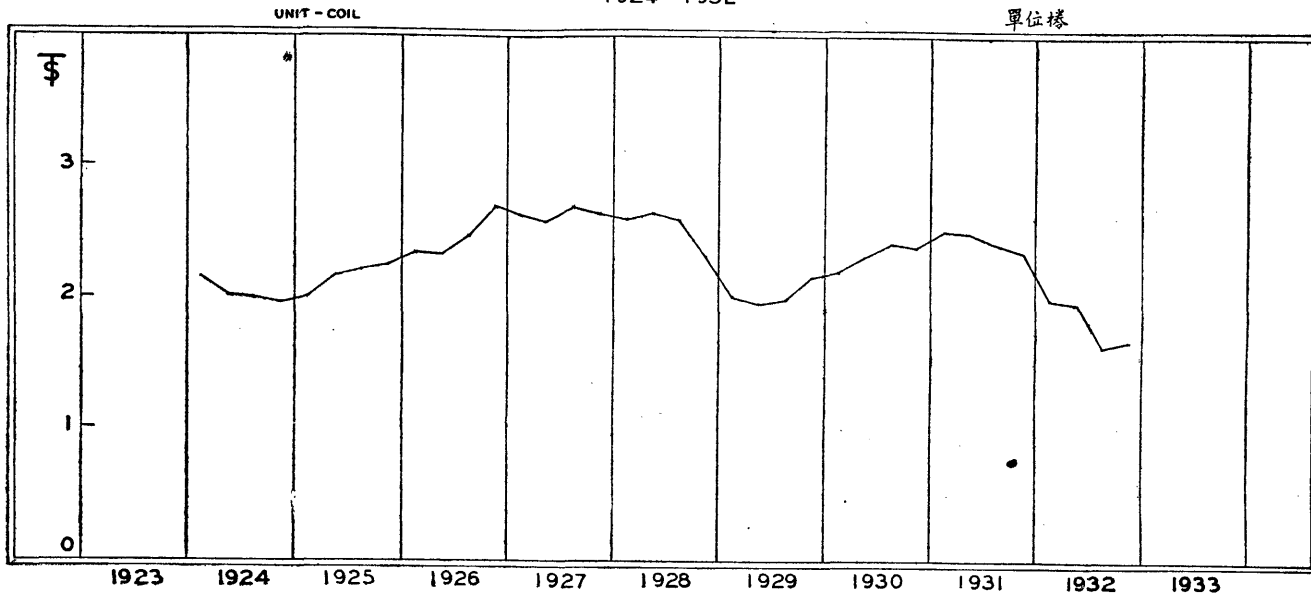


電 綫 ELECTRIC WIRE

躉售市價 (單位兩)—Wholesale Price (Shanghai Tls.)

| 名 稱 Name | 單 位 Unit | 年 份 Year | 一 月 Jan. | 二 月 Feb. | 三 月 March | 平 均 Qrly. Average | 四 月 April | 五 月 May | 六 月 June | 平 均 Qrly. Average | 七 月 July | 八 月 Aug. | 九 月 Sept. | 平 均 Qrly. Average | 十 月 Oct. | 十一 月 Nov. | 十二 月 Dec. | 平 均 Qrly. Average | 總平均 Year's Average | |
|---|-----------------------------------|-------------|-------------|-------------|--------------|-------------------------|--------------|------------|-------------|-------------------------|-------------|-------------|--------------|-------------------------|-------------|--------------|--------------|-------------------------|--------------------------|-------|
| 電線, 橡皮, 一根十八號 (三號) (德) Electric Wire, Rubber, 1/18, No. 3 (Germany) | 捲 (一百十碼) Coil (110 Yds.) | 十二年1923 | | | | | | | | | | | | | | | | | | |
| | | 十三年1924 | | | 2.100 | 2.200 | 2.150 | 2.050 | 2.000 | 2.000 | 2.017 | 2.000 | ... | ... | 2.000 | 1.900 | 2.000 | 2.000 | 1.967 | 2.033 |
| | | 十四年1925 | 2.150 | 2.050 | 1.950 | 2.050 | 2.125 | 2.225 | ... | 2.175 | 2.175 | 2.200 | 2.300 | 2.225 | 2.250 | 2.250 | 2.300 | 2.267 | 2.179 | |
| | | 十五年1926 | 2.350 | 2.350 | 2.350 | 2.350 | 2.300 | 2.375 | 2.350 | 2.342 | 2.450 | 2.525 | 2.500 | 2.492 | 2.800 | 2.625 | 2.675 | 2.700 | 2.471 | |
| | | 十六年1927 | 2.725 | 2.600 | 2.600 | 2.642 | 2.550 | 2.600 | 2.600 | 2.583 | 2.650 | 2.700 | 2.750 | 2.700 | 2.725 | 2.600 | 2.025 | 2.650 | 2.644 | |
| | | 十七年1928 | 2.625 | 2.600 | 2.600 | 2.608 | 2.625 | 2.675 | 2.675 | 2.658 | 2.700 | 2.700 | 2.400 | 2.600 | 2.400 | 2.250 | 2.350 | 2.333 | 2.550 | |
| | | 十八年1929 | 2.100 | 2.050 | 1.950 | 2.033 | 1.950 | 2.000 | 1.950 | 1.967 | 1.950 | 1.950 | 2.100 | 2.000 | 2.200 | 2.150 | 2.150 | 2.167 | 2.042 | |
| | | 十九年1930 | 2.150 | 2.250 | 2.250 | 2.217 | 2.300 | 2.300 | 2.400 | 2.333 | 2.450 | 2.450 | 2.400 | 2.433 | 2.400 | 2.400 | 2.400 | 2.400 | 2.400 | 2.346 |
| | | 二十年1931 | 2.400 | 2.500 | 2.700 | 2.533 | 2.700 | 2.400 | 2.400 | 2.500 | 2.400 | 2.400 | 2.500 | 2.400 | 2.433 | 2.000 | 2.000 | 2.000 | 2.000 | 2.366 |
| | | 廿一年1932 | ... | ... | 2.000 | 2.000 | 2.000 | 2.000 | 2.000 | 1.900 | 1.967 | 1.650 | 1.650 | 1.600 | 1.633 | 1.650 | 1.650 | 1.700 | 1.667 | 1.817 |

德國三號橡皮電綫在滬之躉售市價
PRICE OF GERMAN NO. 3 RUBBER ELECTRIC WIRE
民國十三年至廿一年
1924 - 1932

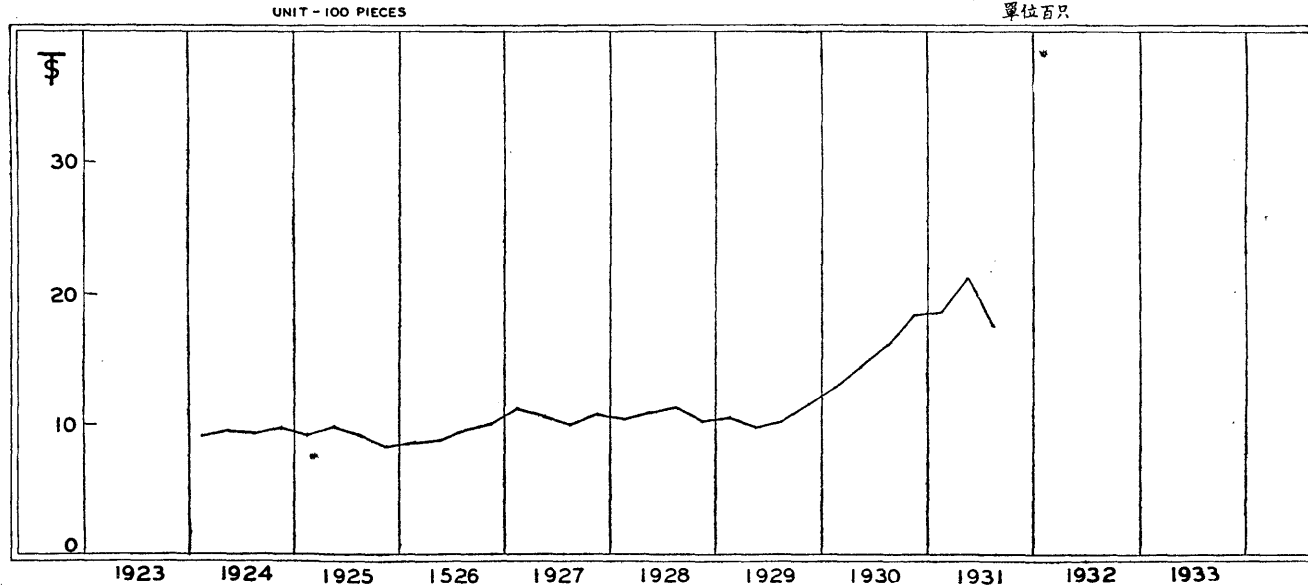


燈 頭 SOCKETS

躉售市價 (單位兩)—Wholesale Price (Shanghai Tls.)

| 名 稱 Name | 單 位 Unit | 年 份 Year | 一 月 | 二 月 | 三 月 | 平 均 | 四 月 | 五 月 | 六 月 | 平 均 | 七 月 | 八 月 | 九 月 | 平 均 | 十 月 | 十一 月 | 十二 月 | 平 均 | 總 平 均 | | |
|---|-------------------|-------------|--------|--------|--------|------------------|--------|--------|--------|------------------|--------|--------|--------|------------------|--------|--------|--------|------------------|-------------------|--------|--|
| | | | Jan. | Feb. | March | Qrly. Average | April | May | June | Qrly. Average | July | Aug. | Sept. | Qrly. Average | Oct. | Nov. | Dec. | Qrly. Average | Year's Average | | |
| 燈頭, 矮脚燈頭 (日) Sockets, Flat Top (Japan) | 百只 100 Pieces. | 十二年1923 | | | | | | | | | | | | | | | | | | | |
| | | 十三年1924 | 9.000 | 9.200 | 9.100 | 9.100 | 9.500 | 9.500 | 9.500 | 9.500 | 9.500 | 9.500 | 9.500 | 9.000 | 9.333 | 9.625 | 9.625 | 10.600 | 9.750 | 9.421 | |
| | | 十四年1925 | 9.250 | 9.250 | 8.750 | 9.083 | 9.750 | 10.000 | ... | 9.875 | 9.250 | 9.225 | 8.750 | 9.075 | 8.375 | 8.250 | 8.250 | 8.250 | 8.292 | 9.081 | |
| | | 十五年1926 | 8.125 | 8.650 | 8.750 | 8.508 | 8.725 | 8.750 | 9.000 | 8.825 | 9.475 | 9.675 | 9.375 | 9.508 | 8.250 | 10.250 | 10.500 | 10.000 | 9.210 | 9.210 | |
| | | 十六年1927 | 11.250 | 11.500 | 11.000 | 11.250 | 11.000 | 10.500 | 10.250 | 10.583 | 10.000 | 10.250 | 9.500 | 9.917 | 10.250 | 11.250 | 10.750 | 10.750 | 10.625 | 10.625 | |
| | | 十七年1928 | 10.000 | 10.500 | 10.500 | 10.333 | 11.000 | 10.750 | 11.000 | 10.917 | 11.250 | 11.000 | 11.500 | 11.250 | 11.000 | 9.750 | 9.750 | 10.167 | 10.667 | 10.667 | |
| | | 十八年1929 | 10.500 | 10.500 | 10.500 | 10.500 | 9.800 | 10.000 | 9.500 | 9.767 | 9.750 | 10.000 | 10.500 | 10.083 | 11.500 | 11.500 | 11.500 | 11.500 | 11.500 | 10.463 | |
| | | 十九年1930 | 13.000 | 12.500 | 12.500 | 12.667 | 13.000 | 12.500 | 17.500 | 14.333 | 17.000 | 15.500 | 15.500 | 16.000 | 13.000 | 13.500 | 13.500 | 13.333 | 14.083 | 14.083 | |
| | | 二十年1931 | 14.500 | 21.000 | 20.000 | 18.500 | 21.500 | 19.500 | 19.500 | 21.167 | 17.500 | 17.500 | 17.000 | 17.333 | | | | | | | |
| | | 廿一年1932 | | | | | | | | | | | | | | | | | | | |

日本矮脚燈頭在滬之躉售市價
PRICE OF JAPANESE FLAT TOP SOCKET
民國十三年至二十年
1924 - 1931

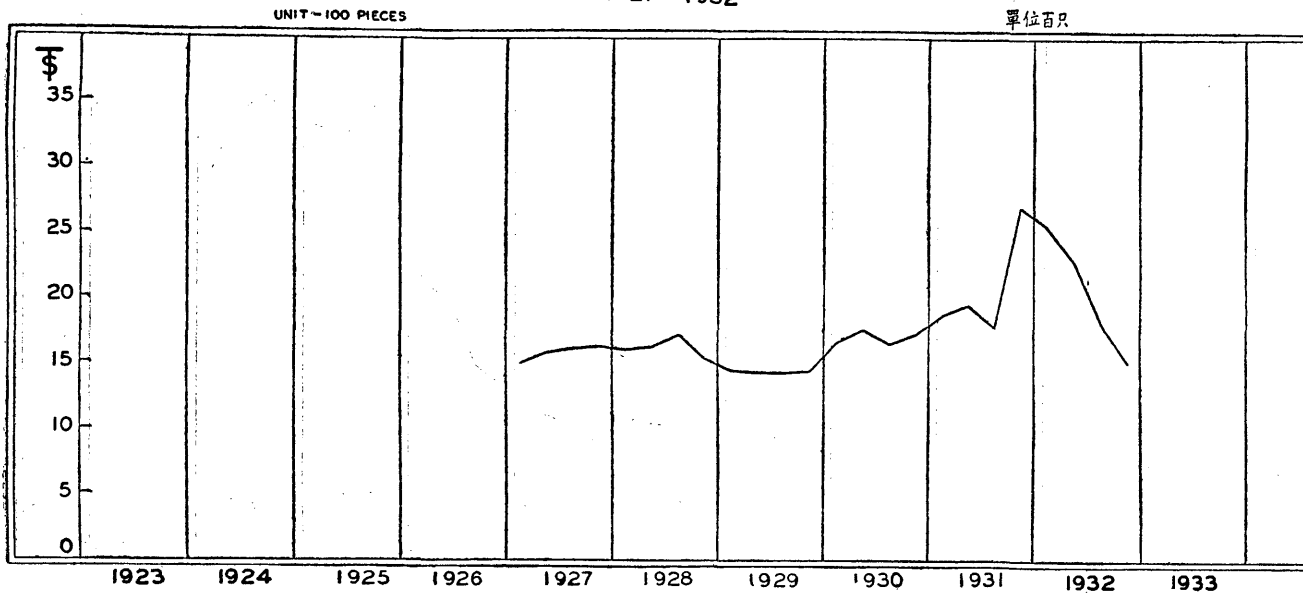


葫蘆 COUNTERWEIGHTS

躉售市價 (單位兩) — Wholesale Price (Shanghai Tls.)

| 名稱 Name | 單位 Unit | 年份 Year | 一月 Jan. | 二月 Feb. | 三月 March | 平均 Qrly. Average | 四月 April | 五月 May | 六月 June | 平均 Qrly. Average | 七月 July | 八月 Aug. | 九月 Sept. | 平均 Qrly. Average | 十月 Oct. | 十一月 Nov. | 十二月 Dec. | 平均 Qrly. Average | 總平均 Year's Average | | |
|---|------------------|------------|------------|------------|-------------|------------------------|-------------|-----------|------------|------------------------|------------|------------|-------------|------------------------|------------|-------------|-------------|------------------------|--------------------------|--------|--|
| 葫蘆 (盒中) Counterweights, Shanghai (China) | 百只 100 Pieces | 十二年1923 | | | | | | | | | | | | | | | | | | | |
| | | 十三年1924 | | | | | | | | | | | | | | | | | | | |
| | | 十四年1925 | | | | | | | | | | | | | | | | | | | |
| | | 十五年1926 | | | | | | | | | | | | | | | | | | | |
| | | 十六年1927 | 15.000 | 15.000 | 15.000 | 15.000 | 16.000 | 16.000 | 15.750 | 15.917 | 16.250 | 16.250 | 16.000 | 16.167 | 16.250 | 16.250 | 16.250 | 16.250 | 16.250 | 15.834 | |
| | | 十七年1928 | 16.000 | 16.000 | 16.500 | 16.167 | 16.250 | 16.250 | 16.500 | 16.333 | 17.000 | 17.500 | 17.000 | 17.167 | 17.000 | 14.500 | 14.750 | 15.417 | 16.271 | | |
| | | 十八年1929 | 14.500 | 14.200 | 14.500 | 14.400 | 14.500 | 14.500 | 14.000 | 14.333 | 14.000 | 14.500 | 14.500 | 14.333 | 14.500 | 14.500 | 14.500 | 14.500 | 14.500 | 14.392 | |
| | | 十九年1930 | 16.500 | 16.500 | 17.000 | 16.667 | 16.500 | 18.000 | 18.500 | 17.667 | ... | ... | 16.500 | 16.500 | 17.000 | 17.500 | 17.500 | 17.500 | 17.333 | 17.042 | |
| | | 二十年1931 | ... | 18.000 | 19.500 | 18.750 | 19.500 | 19.500 | 19.500 | 19.500 | 17.500 | 17.500 | 18.500 | 17.833 | 27.000 | 27.000 | 27.000 | 27.000 | 27.000 | 20.771 | |
| | | 廿一年1932 | 27.000 | ... | 24.000 | 25.500 | 23.500 | 23.000 | 22.000 | 22.833 | 18.000 | 18.000 | 18.000 | 18.000 | 15.000 | 15.000 | 15.000 | 15.000 | 15.000 | 20.333 | |

上海益中葫蘆之躉售市價
PRICE OF NATIVE MADE COUNTERWEIGHT
民國十六年至廿一年
1927 - 1932

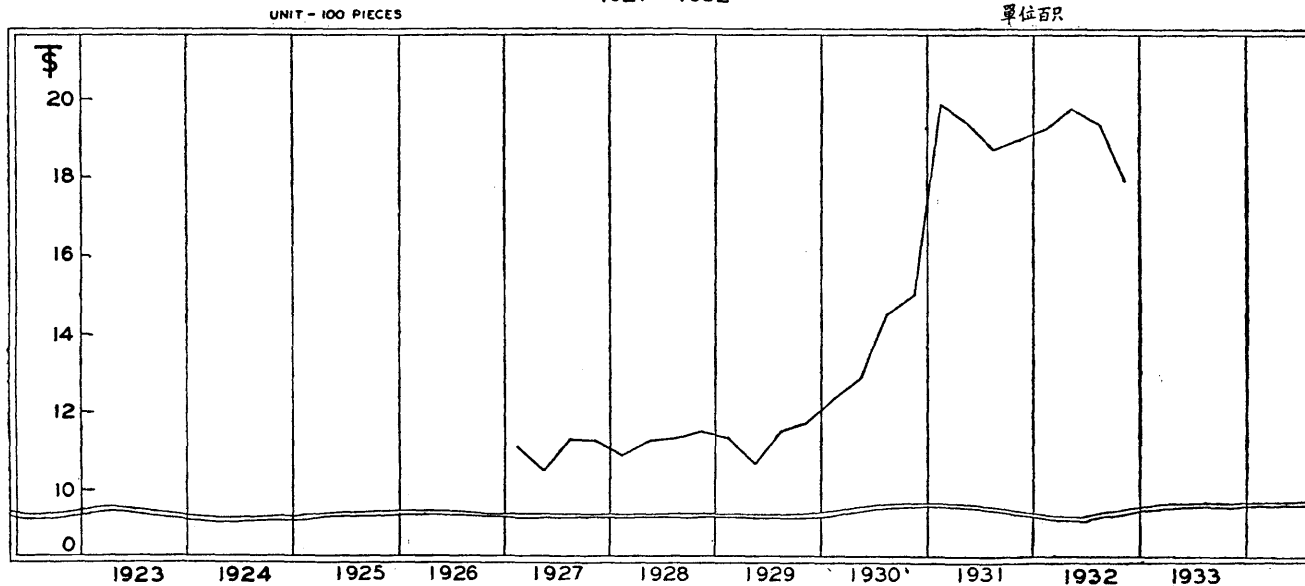


開 關 SWITCHES

躉售市價(單位兩)—Wholesale Price (Shanghai Tls.)

| 名稱 Name | 單位 Unit | 年份 Year | 一月 Jan. | 二月 Feb. | 三月 March | 平均 Qrly. Average | 四月 April | 五月 May | 六月 June | 平均 Qrly. Average | 七月 July | 八月 Aug. | 九月 Sept. | 平均 Qrly. Average | 十月 Oct. | 十一月 Nov. | 十二月 Dec. | 平均 Qrly. Average | 總平均 Year's Average | | |
|--|------------------|------------|------------|------------|-------------|------------------------|-------------|-----------|------------|------------------------|------------|------------|-------------|------------------------|------------|-------------|-------------|------------------------|--------------------------|--------|--|
| 開關, 五號平 開關(益中) Switches, 5 Amperes Shanghai (China) | 百只 100 Pieces | 十二年1923 | | | | | | | | | | | | | | | | | | | |
| | | 十三年1924 | | | | | | | | | | | | | | | | | | | |
| | | 十四年1925 | | | | | | | | | | | | | | | | | | | |
| | | 十五年1926 | | | | | | | | | | | | | | | | | | | |
| | | 十六年1927 | 11.500 | 11.000 | 11.000 | 11.167 | 10.500 | 10.500 | 10.500 | 10.500 | 11.500 | 11.250 | 11.000 | 11.250 | 11.250 | 11.500 | 11.000 | 11.250 | 11.250 | 11.042 | |
| | | 十七年1928 | 10.750 | 11.000 | 11.000 | 10.917 | 10.750 | 11.500 | 11.500 | 11.250 | 11.500 | 11.000 | 11.500 | 11.333 | 11.500 | 11.500 | 11.500 | 11.500 | 11.500 | 11.250 | |
| | | 十八年1929 | 11.500 | 10.800 | 11.500 | 11.267 | 11.000 | 10.500 | 10.500 | 10.667 | 11.500 | 11.500 | 11.500 | 11.500 | 12.000 | 11.500 | 11.500 | 11.667 | 11.275 | | |
| | | 十九年1930 | 12.000 | 12.500 | 12.500 | 12.333 | 13.000 | 12.500 | ... | 12.750 | 14.000 | 15.000 | ... | 14.500 | 15.000 | ... | ... | 15.000 | 13.646 | | |
| | | 二十年1931 | 14.500 | 24.000 | 21.000 | 19.833 | 19.000 | 19.500 | 19.500 | 19.333 | 18.000 | 19.000 | 19.000 | 18.667 | 19.000 | 19.000 | 19.000 | 19.000 | 19.208 | | |
| | | 廿一年1932 | 19.000 | ... | 19.500 | 19.250 | 19.500 | 20.000 | 20.000 | 19.833 | 19.500 | 20.000 | 18.750 | 19.417 | 18.500 | 18.500 | 17.000 | 18.000 | 19.125 | | |

上海益中五號半開關之躉售市價
PRICE OF NATIVE MADE SWITCH
民國十六年至廿一年
1927 - 1932

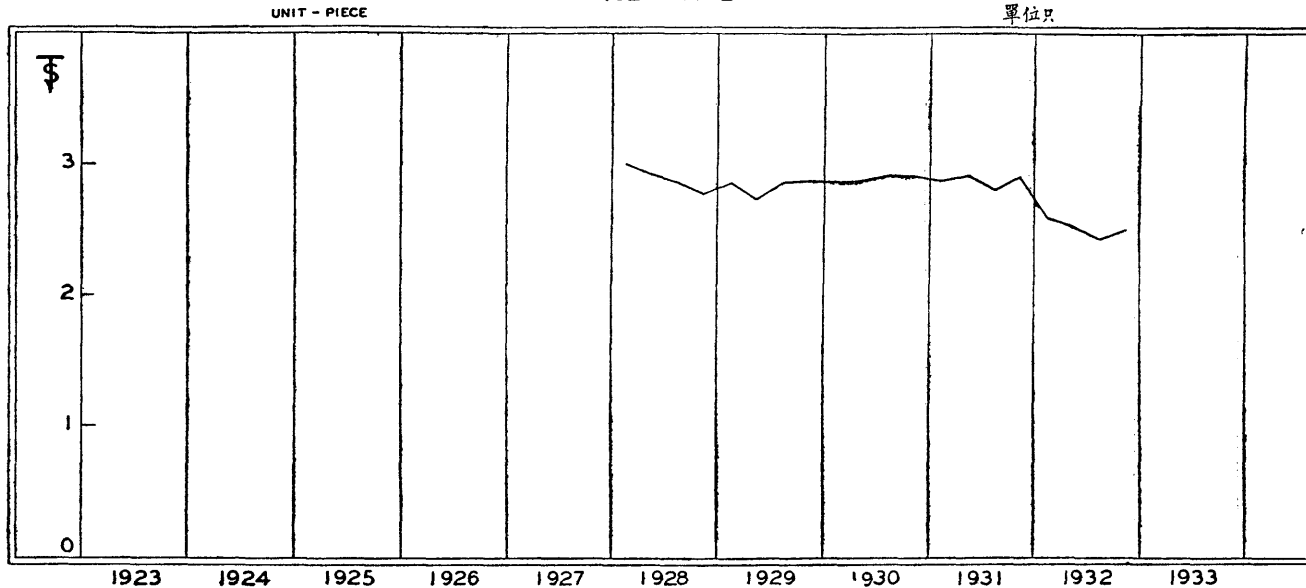


電氣熨斗 ELECTRIC IRONS

躉售市價(單位兩)—Wholesale Price (Shanghai Tls.)

| 名稱 Name | 單位 Unit | 年份 Year | 一月 Jan. | 二月 Feb. | 三月 March | 平均 Qrly. Average | 四月 April | 五月 May | 六月 June | 平均 Qrly. Average | 七月 July | 八月 Aug. | 九月 Sept. | 平均 Qrly. Average | 十月 Oct. | 十一月 Nov. | 十二月 Dec. | 平均 Qrly. Average | 總平均 Year's Average | | |
|--|------------|------------|------------|------------|-------------|------------------------|-------------|-----------|------------|------------------------|------------|------------|-------------|------------------------|------------|-------------|-------------|------------------------|--------------------------|-------|--|
| 電氣熨斗 100 V. 五磅 (華生) Electric Irons, 200 V., 5 lbs. Shanghai (China) | 只 Each | 十二年1923 | | | | | | | | | | | | | | | | | | | |
| | | 十三年1924 | | | | | | | | | | | | | | | | | | | |
| | | 十四年1925 | | | | | | | | | | | | | | | | | | | |
| | | 十五年1926 | | | | | | | | | | | | | | | | | | | |
| | | 十六年1927 | | | | | | | | | | | | | | | | | | | |
| | | 十七年1928 | 3.000 | 3.000 | 3.000 | 3.000 | 3.000 | 3.000 | 3.000 | 2.886 | 2.943 | 2.886 | 2.880 | 2.880 | 2.882 | 2.889 | 2.895 | 2.528 | 2.771 | 2.899 | |
| | | 十八年1929 | 2.871 | 2.872 | 2.874 | 2.872 | 2.872 | 2.876 | 2.500 | 2.749 | 2.870 | 2.872 | 2.878 | 2.873 | 2.882 | 2.890 | 2.894 | 2.889 | 2.889 | 2.846 | |
| | | 十九年1930 | 2.881 | 2.872 | 2.880 | 2.878 | 2.880 | 2.884 | 2.866 | 2.877 | 2.905 | 2.917 | 2.919 | 2.914 | 2.913 | 2.905 | 2.898 | 2.905 | 2.905 | 2.894 | |
| | | 二十年1931 | 2.891 | 2.891 | 2.892 | 2.891 | 2.909 | 2.920 | 2.910 | 2.913 | 2.800 | 2.800 | 2.800 | 2.800 | 2.908 | 2.903 | 2.895 | 2.902 | 2.902 | 2.876 | |
| | | 廿一年1932 | ... | ... | 2.600 | 2.600 | 2.600 | 2.600 | 2.400 | 2.533 | 2.500 | 2.500 | 2.310 | 2.437 | 2.500 | 2.500 | 2.500 | 2.500 | 2.500 | 2.542 | |

上海華生五磅電氣熨斗之躉售市價
 PRICE OF NATIVE MADE 5. POUND ELECTRIC IRON
 民國十七年至廿一年
 1928 - 1932

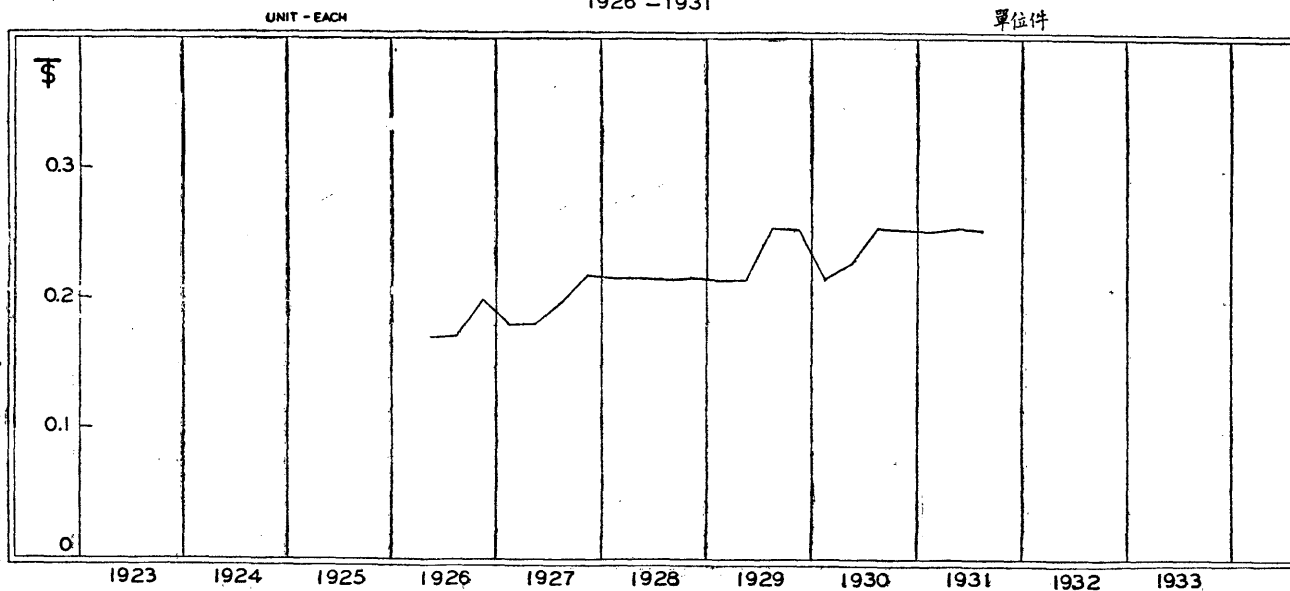


XXII 科學儀器 SCIENTIFIC APPARATUS

躉售市價 (單位兩) — Wholesale Price (Shanghai Tls.)

| 名稱 Name | 單位 Unit | 年份 Year | 一月 Jan. | 二月 Feb. | 三月 March | 平均 Qrly. Average | 四月 April | 五月 May | 六月 June | 平均 Qrly. Average | 七月 July | 八月 Aug. | 九月 Sept. | 平均 Qrly. Average | 十月 Oct. | 十一月 Nov. | 十二月 Dec. | 平均 Qrly. Average | 總平均 Year's Average | | | |
|--|------------|------------|------------|------------|-------------|------------------------|-------------|-----------|------------|------------------------|------------|------------|-------------|------------------------|------------|-------------|-------------|------------------------|--------------------------|-------|-------|--|
| 通常鑷子 (日) Forceps Dissecting (Japan) | 件 Each | 十二年1923 | | | | | | | | | | | | | | | | | | | | |
| | | 十三年1924 | | | | | | | | | | | | | | | | | | | | |
| | | 十四年1925 | | | | | | | | | | | | | | | | | | | | |
| | | 十五年1926 | ... | ... | ... | ... | ... | ... | ... | 0.171 | 0.171 | 0.172 | 0.172 | 0.172 | 0.172 | 0.216 | 0.199 | 0.185 | 0.200 | 0.181 | | |
| | | 十六年1927 | 0.183 | 0.180 | 0.181 | 0.181 | 0.182 | 0.183 | 0.182 | 0.182 | 0.181 | 0.181 | 0.235 | 0.199 | 0.219 | 0.220 | 0.219 | 0.219 | 0.219 | 0.190 | | |
| | | 十七年1928 | 0.217 | 0.216 | 0.217 | 0.217 | 0.218 | 0.218 | 0.216 | 0.217 | 0.216 | 0.216 | 0.216 | 0.216 | 0.216 | 0.217 | 0.217 | 0.217 | 0.217 | 0.217 | 0.217 | |
| | | 十八年1929 | 0.215 | 0.215 | 0.215 | 0.215 | 0.215 | 0.216 | 0.215 | 0.215 | 0.215 | 0.254 | 0.255 | 0.255 | 0.255 | 0.255 | 0.254 | 0.254 | 0.254 | 0.254 | 0.235 | |
| | | 十九年1930 | 0.216 | 0.215 | 0.216 | 0.216 | 0.216 | 0.216 | 0.216 | 0.251 | 0.228 | 0.254 | 0.255 | 0.255 | 0.255 | 0.255 | 0.254 | 0.254 | 0.254 | 0.254 | 0.238 | |
| | | 二十年1931 | 0.253 | 0.253 | 0.253 | 0.253 | 0.255 | 0.256 | 0.255 | 0.255 | 0.255 | 0.254 | 0.254 | 0.254 | 0.254 | | | | | | | |
| | | 廿一年1932 | | | | | | | | | | | | | | | | | | | | |

日本通常鑷子在滬之躉售市價
PRICE OF JAPANESE DISSECTING FORCEPS
民國十五年至二十年
1926 - 1931

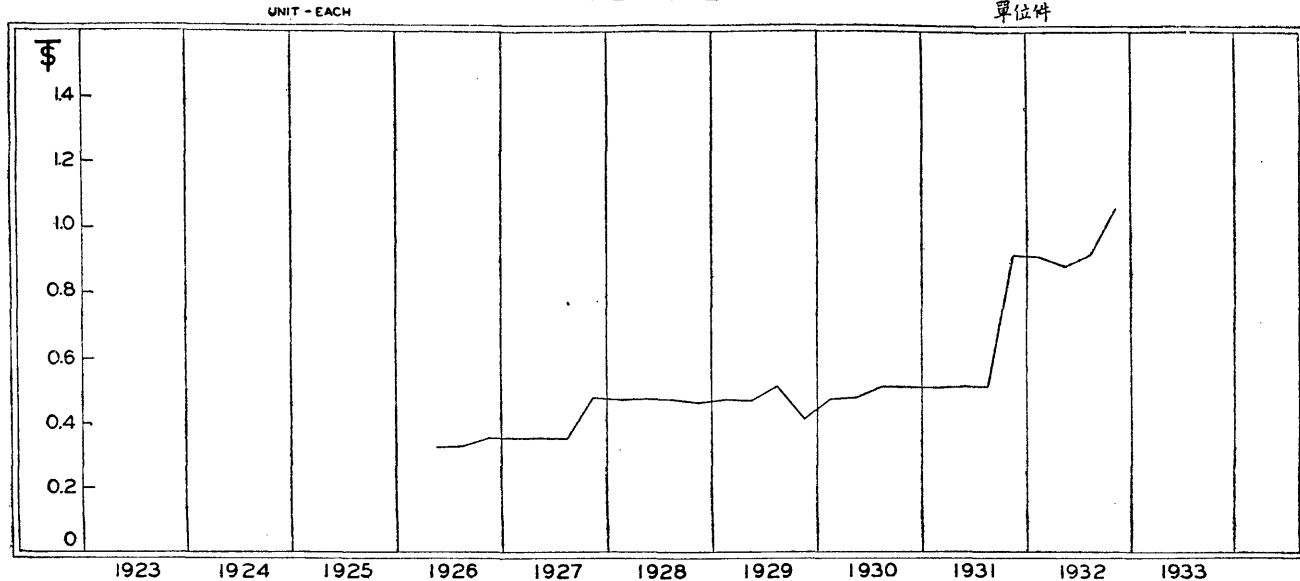


科學儀器 SCIENTIFIC APPARATUS

躉售市價(單位兩)—Wholesale Price (Shanghai Tls.)

| 名稱 Name | 單位 Unit | 年份 Year | 一月 | 二月 | 三月 | 平均 | 四月 | 五月 | 六月 | 平均 | 七月 | 八月 | 九月 | 平均 | 十月 | 十一月 | 十二月 | 平均 | 總平均 | |
|---|------------|------------|-------|-------|-------|------------------|-------|-------|-------|------------------|-------|-------|-------|------------------|-------|-------|-------|------------------|-------------------|-------|
| | | | Jan. | Feb. | March | Qrly. Average | April | May | June | Qrly. Average | July | Aug. | Sept. | Qrly. Average | Oct. | Nov. | Dec. | Qrly. Average | Year's Average | |
| 有齒鑷子 (德) Forceps, Dissecting with Teeth (Germany) | 件 Each | 十二年1923 | | | | | | | | | | | | | | | | | | |
| | | 十三年1924 | | | | | | | | | | | | | | | | | | |
| | | 十四年1925 | | | | | | | | | | | | | | | | | | |
| | | 十五年1926 | ... | ... | ... | ... | ... | ... | ... | 0.321 | 0.321 | 0.323 | 0.323 | 0.323 | 0.323 | 0.346 | 0.348 | 0.355 | 0.350 | 0.331 |
| | | 十六年1927 | 0.351 | 0.346 | 0.347 | 0.348 | 0.350 | 0.351 | 0.349 | 0.350 | 0.348 | 0.347 | 0.347 | 0.347 | 0.347 | 0.474 | 0.476 | 0.474 | 0.475 | 0.380 |
| | | 十七年1928 | 0.470 | 0.468 | 0.469 | 0.469 | 0.473 | 0.472 | 0.469 | 0.471 | 0.469 | 0.468 | 0.468 | 0.468 | 0.469 | 0.470 | 0.469 | 0.469 | 0.460 | 0.467 |
| | | 十八年1929 | 0.466 | 0.467 | 0.467 | 0.467 | 0.467 | 0.467 | 0.467 | 0.465 | 0.466 | 0.508 | 0.510 | 0.511 | 0.510 | 0.510 | 0.508 | 0.507 | 0.508 | 0.488 |
| | | 十九年1930 | 0.468 | 0.467 | 0.468 | 0.468 | 0.468 | 0.469 | 0.501 | 0.479 | 0.508 | 0.510 | 0.511 | 0.510 | 0.510 | 0.510 | 0.508 | 0.507 | 0.508 | 0.491 |
| | | 二十年1931 | 0.506 | 0.506 | 0.506 | 0.506 | 0.509 | 0.511 | 0.509 | 0.510 | 0.508 | 0.507 | 0.507 | 0.507 | 0.507 | 0.909 | 0.907 | 0.905 | 0.907 | 0.607 |
| | | 廿一年1932 | 0.898 | ... | 0.907 | 0.903 | 0.884 | 0.878 | 0.871 | 0.878 | 0.865 | 0.860 | 1.036 | 0.920 | 1.052 | 1.061 | 1.070 | 1.061 | 0.940 | |

德國有齒鑷子在滬之躉售市價
PRICE OF GERMAN DISSECTING FORCEPS
民國十五年至廿一年
1926 - 1932

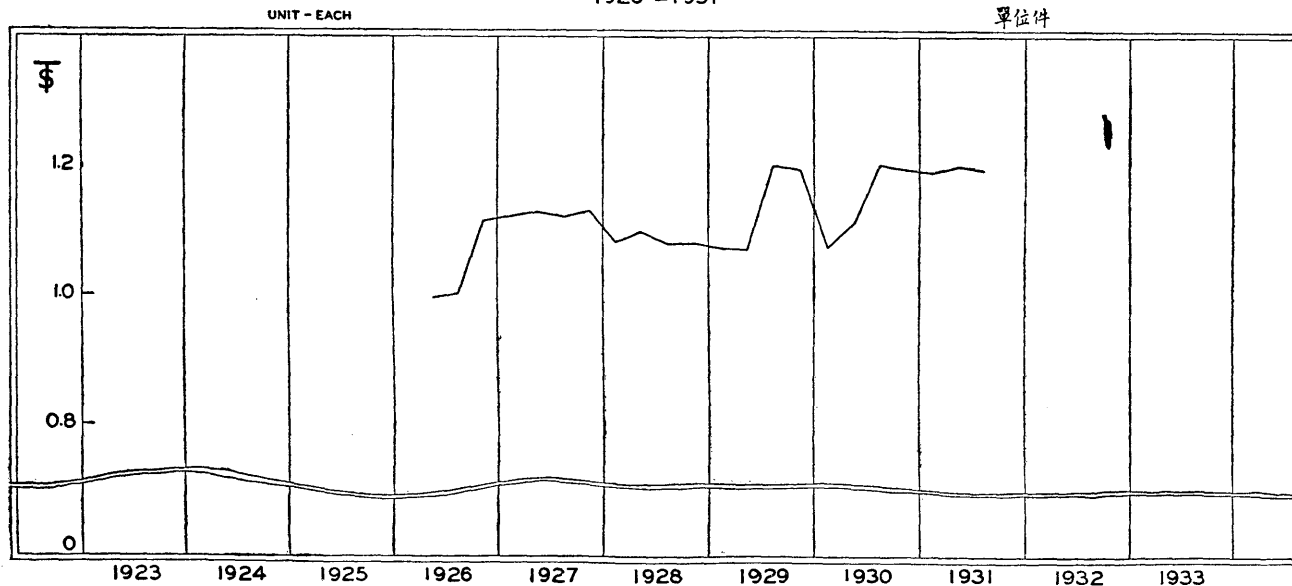


科學儀器 SCIENTIFIC APPARATUS

躉售市價 (單位兩)—Wholesale Price (Shanghai Tls.)

| 名稱 Name | 單位 Unit | 年份 Year | 一月 Jan. | 二月 Feb. | 三月 March | 平均 Qrly. Average | 四月 April | 五月 May | 六月 June | 平均 Qrly. Average | 七月 July | 八月 Aug. | 九月 Sept. | 平均 Qrly. Average | 十月 Oct. | 十一月 Nov. | 十二月 Dec. | 平均 Qrly. Average | 總平均 Year's Average | | | |
|---------------------------------------|------------|------------|------------|------------|-------------|------------------------|-------------|-----------|------------|------------------------|------------|------------|-------------|------------------------|------------|-------------|-------------|------------------------|--------------------------|-------|-------|--|
| 牙科鉗子(日) Forceps, Dental (Japan) | 件 Each | 十二年1923 | | | | | | | | | | | | | | | | | | | | |
| | | 十三年1924 | | | | | | | | | | | | | | | | | | | | |
| | | 十四年1925 | | | | | | | | | | | | | | | | | | | | |
| | | 十五年1926 | ... | ... | ... | ... | ... | ... | ... | 0.998 | 0.998 | 1.004 | 1.005 | 1.007 | 1.005 | 1.081 | 1.124 | 1.147 | 1.117 | 1.040 | | |
| | | 十六年1927 | 1.135 | 1.117 | 1.122 | 1.125 | 1.131 | 1.135 | 1.128 | 1.131 | 1.125 | 1.122 | 1.122 | 1.123 | 1.130 | 1.135 | 1.130 | 1.132 | 1.128 | 1.128 | | |
| | | 十七年1928 | 1.121 | 1.017 | 1.119 | 1.086 | 1.128 | 1.089 | 1.082 | 1.100 | 1.082 | 1.080 | 1.080 | 1.081 | 1.083 | 1.086 | 1.083 | 1.084 | 1.088 | 1.088 | | |
| | | 十八年1929 | 1.076 | 1.077 | 1.078 | 1.077 | 1.077 | 1.078 | 1.074 | 1.076 | 1.198 | 1.203 | 1.204 | 1.202 | 1.202 | 1.198 | 1.196 | 1.199 | 1.138 | 1.138 | | |
| | | 十九年1930 | 1.080 | 1.077 | 1.080 | 1.079 | 1.080 | 1.082 | 1.182 | 1.115 | 1.198 | 1.203 | 1.204 | 1.202 | 1.202 | 1.198 | 1.196 | 1.199 | 1.149 | 1.149 | | |
| | | 二十年1931 | 1.192 | 1.193 | 1.193 | 1.193 | 1.200 | 1.205 | 1.201 | 1.202 | 1.197 | 1.196 | 1.196 | 1.196 | 1.196 | 1.196 | 1.196 | 1.196 | 1.196 | 1.196 | 1.196 | |
| | | 廿一年1932 | | | | | | | | | | | | | | | | | | | | |

日本牙科鉗子在滬之躉售市價
PRICE OF JAPANESE DENTAL FORCEPS
民國十五年至二十
1926 - 1931

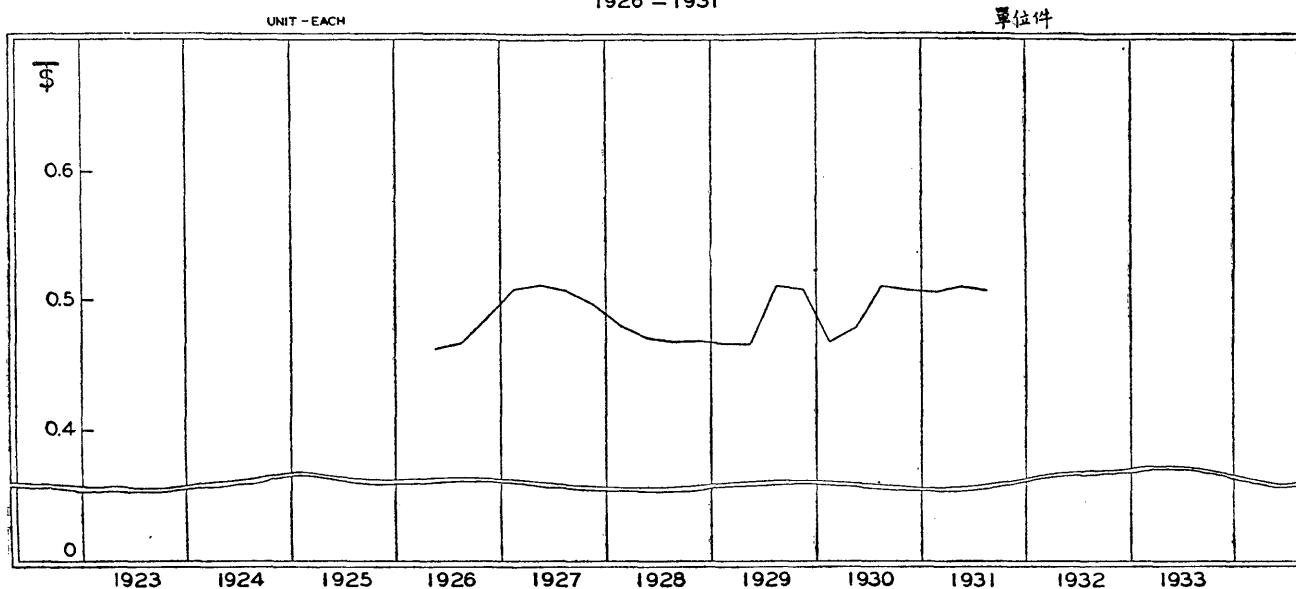


科學儀器 SCIENTIFIC APPARATUS

躉售市價(單位兩)—Wholesale Price (Shanghai Tls.)

| 名稱 Name | 單位 Unit | 年份 Year | 一月 Jan. | 二月 Feb. | 三月 March | 平均 Qrly. Average | 四月 April | 五月 May | 六月 June | 平均 Qrly. Average | 七月 July | 八月 Aug. | 九月 Sept. | 平均 Qrly. Average | 十月 Oct. | 十一月 Nov. | 十二月 Dec. | 平均 Qrly. Average | 總平均 Year's Average | |
|---|------------|------------|------------|------------|-------------|------------------------|-------------|-----------|------------|------------------------|------------|------------|-------------|------------------------|------------|-------------|-------------|------------------------|--------------------------|-------|
| 量杯, 百瓦 (日) Measures, Glass, 100 c. c. (Japan) | 件 Each | 十二年1923 | | | | | | | | | | | | | | | | | | |
| | | 十三年1924 | | | | | | | | | | | | | | | | | | |
| | | 十四年1925 | | | | | | | | | | | | | | | | | | |
| | | 十五年1926 | ... | ... | ... | ... | ... | ... | ... | 0.463 | 0.463 | 0.466 | 0.467 | 0.467 | 0.467 | 0.469 | 0.471 | 0.518 | 0.486 | 0.472 |
| | | 十六年1927 | 0.512 | 0.505 | 0.507 | 0.508 | 0.511 | 0.512 | 0.510 | 0.510 | 0.511 | 0.508 | 0.507 | 0.507 | 0.507 | 0.510 | 0.476 | 0.510 | 0.498 | 0.503 |
| | | 十七年1928 | 0.506 | 0.468 | 0.469 | 0.481 | 0.473 | 0.472 | 0.469 | 0.471 | 0.469 | 0.468 | 0.468 | 0.468 | 0.468 | 0.469 | 0.470 | 0.469 | 0.469 | 0.472 |
| | | 十八年1929 | 0.466 | 0.467 | 0.467 | 0.467 | 0.467 | 0.467 | 0.465 | 0.466 | 0.508 | 0.510 | 0.511 | 0.510 | 0.510 | 0.510 | 0.508 | 0.507 | 0.508 | 0.488 |
| | | 十九年1930 | 0.468 | 0.467 | 0.468 | 0.468 | 0.468 | 0.469 | 0.501 | 0.479 | 0.508 | 0.510 | 0.511 | 0.510 | 0.510 | 0.510 | 0.508 | 0.507 | 0.508 | 0.491 |
| | | 二十年1931 | 0.506 | 0.506 | 0.506 | 0.506 | 0.509 | 0.511 | 0.509 | 0.510 | 0.508 | 0.507 | 0.507 | 0.507 | 0.507 | | | | | |
| | | 廿一年1932 | | ... | | | | | | | | | | | | | | | | |

日本百瓦量杯在港之躉售市價
PRICE OF JAPANESE 100 C. C. GLASS MEASURE
民國十五年至二十年
1926 - 1931

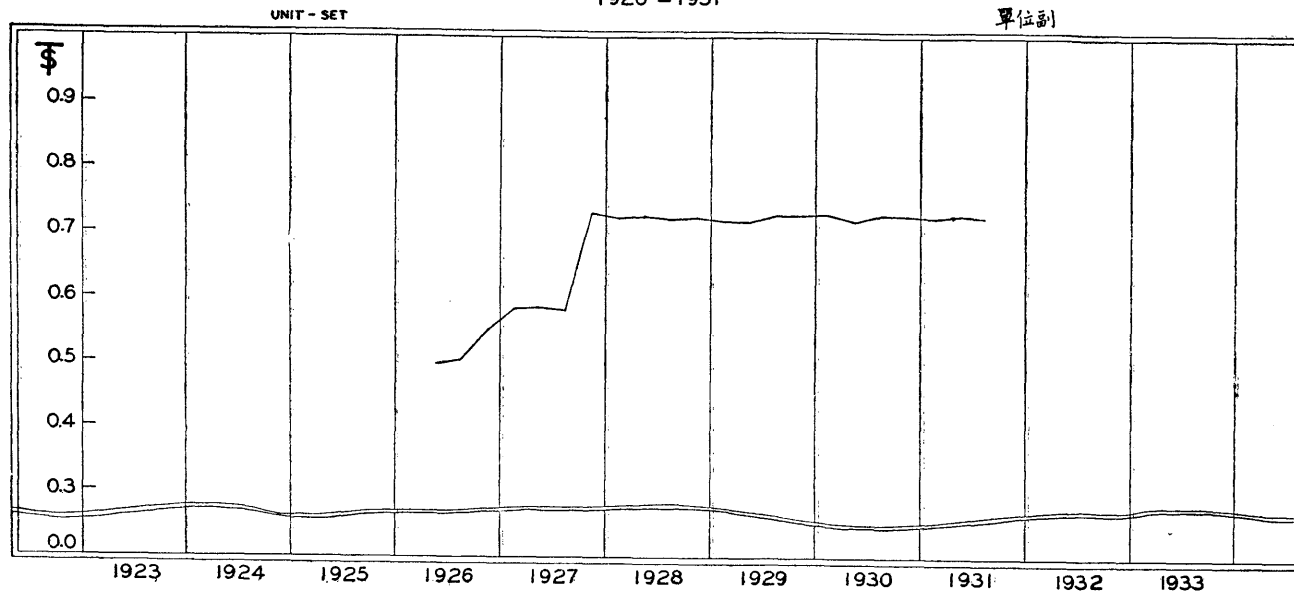


科學儀器 SCIENTIFIC APPARATUS

躉售市價 (單位兩)—Wholesale Price (Shanghai Tls.)

| 名稱 Name | 單位 Unit | 年份 Year | 一月 Jan. | 二月 Feb. | 三月 March | 平均 Qrly. Average | 四月 April | 五月 May | 六月 June | 平均 Qrly. Average | 七月 July | 八月 Aug. | 九月 Sept. | 平均 Qrly. Average | 十月 Oct. | 十一月 Nov. | 十二月 Dec. | 平均 Qrly. Average | 總平均 Year's Average | | |
|--|------------|------------|------------|------------|-------------|------------------------|-------------|-----------|------------|------------------------|------------|------------|-------------|------------------------|------------|-------------|-------------|------------------------|--------------------------|-------|--|
| 清血注射器, 一瓦, (日) Syringe, Hypodermic, 1 c. c. (Japan) | 副 Set | 十二年1923 | | | | | | | | | | | | | | | | | | | |
| | | 十三年1924 | | | | | | | | | | | | | | | | | | | |
| | | 十四年1925 | | | | | | | | | | | | | | | | | | | |
| | | 十五年1926 | ... | ... | ... | ... | ... | ... | ... | 0.499 | 0.499 | 0.502 | 0.503 | 0.503 | 0.503 | 0.505 | 0.544 | 0.592 | 0.547 | 0.516 | |
| | | 十六年1927 | 0.586 | 0.577 | 0.579 | 0.581 | 0.584 | 0.586 | 0.582 | 0.584 | 0.581 | 0.579 | 0.579 | 0.580 | 0.729 | 0.732 | 0.729 | 0.730 | 0.619 | | |
| | | 十七年1928 | 0.723 | 0.720 | 0.722 | 0.722 | 0.727 | 0.726 | 0.721 | 0.725 | 0.721 | 0.720 | 0.720 | 0.720 | 0.722 | 0.724 | 0.722 | 0.723 | 0.722 | | |
| | | 十八年1929 | 0.718 | 0.718 | 0.718 | 0.718 | 0.718 | 0.719 | 0.716 | 0.718 | 0.726 | 0.729 | 0.730 | 0.728 | 0.726 | 0.726 | 0.725 | 0.726 | 0.722 | | |
| | | 十九年1930 | 0.749 | 0.718 | 0.720 | 0.729 | 0.720 | 0.721 | 0.716 | 0.719 | 0.726 | 0.729 | 0.730 | 0.728 | 0.726 | 0.726 | 0.725 | 0.726 | 0.725 | | |
| | | 二十年1931 | 0.723 | 0.723 | 0.723 | 0.723 | 0.727 | 0.730 | 0.728 | 0.728 | 0.726 | 0.725 | 0.725 | 0.725 | | | | | | | |
| | | 廿一年1932 | | | | | | | | | | | | | | | | | | | |

日本一瓦清血注射器在滬之躉售市價
PRICE OF JAPANESE 1 C. C. HYPODERMIC SYRINGE
民國十五年至二十年
1926 - 1931

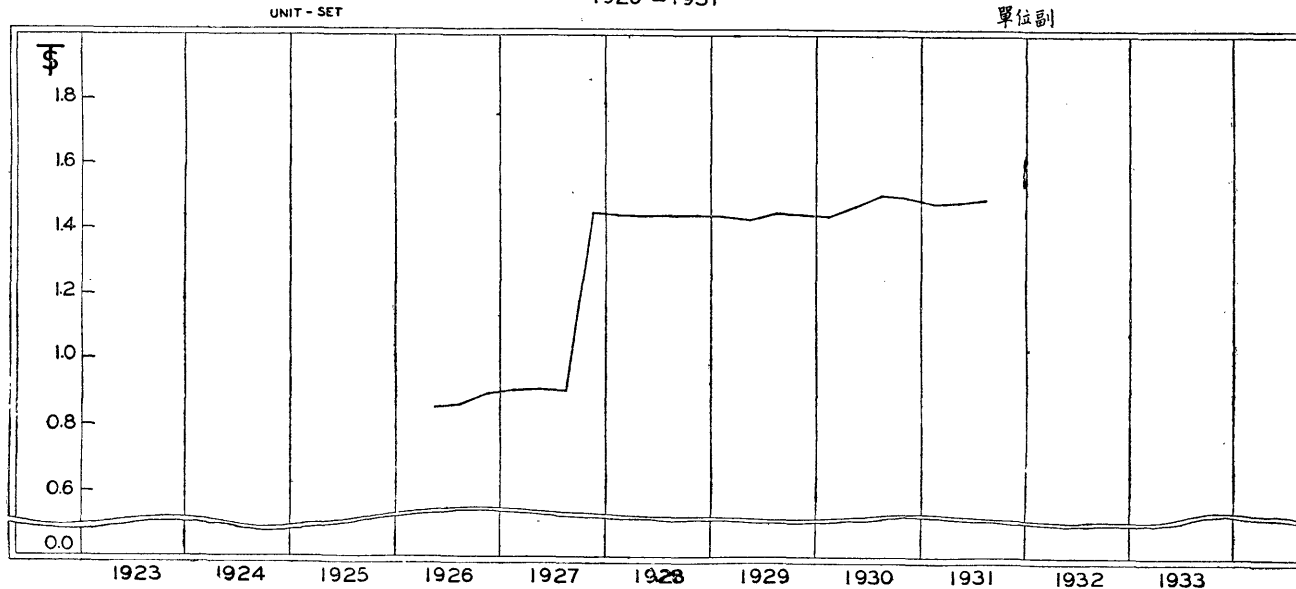


科學儀器 SCIENTIFIC APPARATUS

躉售市價 (單位兩)—Wholesale Price (Shanghai Tls.)

| 名稱 Name | 單位 Unit | 年份 Year | 一月 Jan. | 二月 Feb. | 三月 March | 平均 Qrly. Average | 四月 April | 五月 May | 六月 June | 平均 Qrly. Average | 七月 July | 八月 Aug. | 九月 Sept. | 平均 Qrly. Average | 十月 Oct. | 十一月 Nov. | 十二月 Dec. | 平均 Qrly. Average | 總平均 Year's Average | | | |
|---|------------|------------|------------|------------|-------------|------------------------|-------------|-----------|------------|------------------------|------------|------------|-------------|------------------------|------------|-------------|-------------|------------------------|--------------------------|-------|-------|--|
| 清血注射器, 五瓦 (日) Syringe, Hypodermic, 5 c. c. (Japan) | 副 Set | 十二年1923 | | | | | | | | | | | | | | | | | | | | |
| | | 十三年1924 | | | | | | | | | | | | | | | | | | | | |
| | | 十四年1925 | | | | | | | | | | | | | | | | | | | | |
| | | 十五年1926 | ... | ... | ... | ... | ... | ... | ... | 0.856 | 0.856 | 0.860 | 0.862 | 0.863 | 0.862 | 0.865 | 0.906 | 0.925 | 0.899 | 0.872 | | |
| | | 十六年1927 | 0.915 | 0.901 | 0.905 | 0.907 | 0.912 | 0.915 | 0.910 | 0.912 | 0.907 | 0.905 | 0.905 | 0.906 | 1.458 | ... | 1.458 | 1.458 | 1.458 | 1.046 | | |
| | | 十七年1928 | 1.447 | 1.441 | 1.444 | 1.444 | 1.455 | 1.452 | 1.443 | 1.450 | 1.443 | 1.440 | 1.440 | 1.441 | 1.445 | 1.448 | 1.444 | 1.446 | 1.446 | 1.445 | | |
| | | 十八年1929 | 1.435 | 1.436 | 1.437 | 1.436 | 1.436 | 1.438 | 1.432 | 1.435 | 1.452 | 1.458 | 1.459 | 1.456 | 1.456 | 1.452 | 1.449 | 1.452 | 1.445 | 1.445 | | |
| | | 十九年1930 | 1.441 | 1.436 | 1.440 | 1.439 | 1.440 | 1.442 | 1.433 | 1.438 | 1.452 | 1.458 | 1.459 | 1.456 | 1.456 | 1.452 | 1.449 | 1.452 | 1.449 | 1.452 | 1.446 | |
| | | 二十年1931 | 1.445 | 1.446 | 1.446 | 1.446 | 1.454 | 1.460 | 1.455 | 1.456 | 1.451 | 1.449 | 1.450 | 1.450 | | | | | | | | |
| | | 廿一年1932 | | | | | | | | | | | | | | | | | | | | |

日本五瓦清血注射器在港之躉售市價
PRICE OF GERMAN 5 C. C. HYPODERMIC SYRINGE
民國十五年至二十年
1926 - 1931

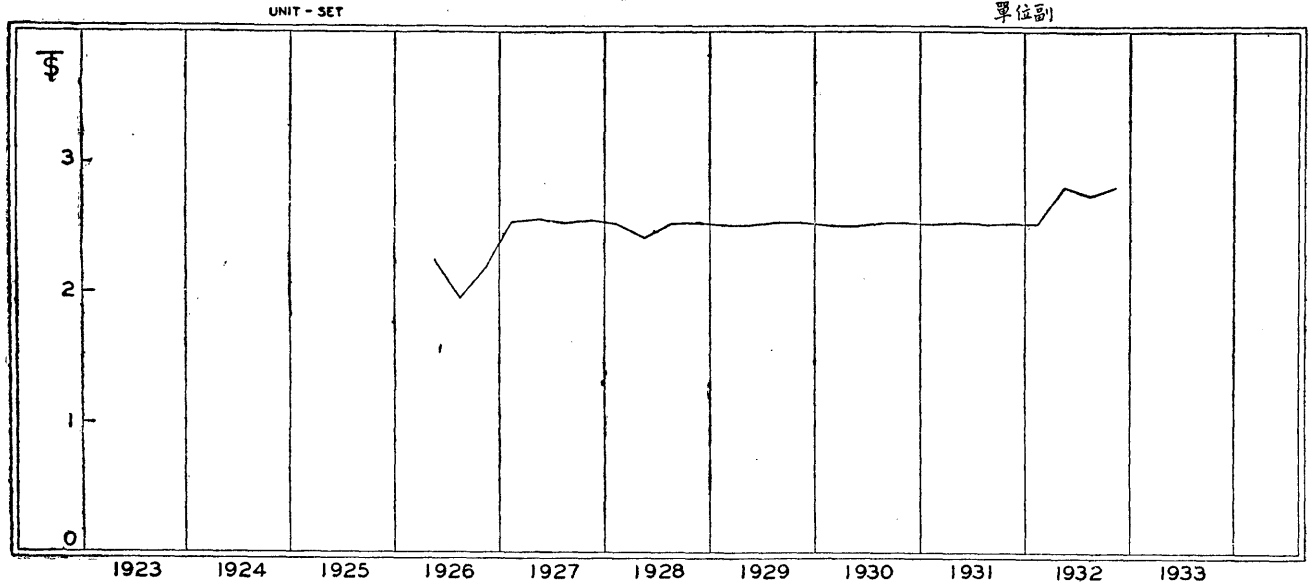


科學儀器 SCIENTIFIC APPARATUS

躉售市價 (單位兩)—Wholesale Price (Shanghai Tls.)

| 名稱 Name | 單位 Unit | 年份 Year | 一月 Jan. | 二月 Feb. | 三月 March | 平均 Qrly. Average | 四月 April | 五月 May | 六月 June | 平均 Qrly. Average | 七月 July | 八月 Aug. | 九月 Sept. | 平均 Qrly. Average | 十月 Oct. | 十一月 Nov. | 十二月 Dec. | 平均 Qrly. Average | 總平均 Year's Average | | |
|---|------------|------------|------------|------------|-------------|------------------------|-------------|-----------|------------|------------------------|------------|------------|-------------|------------------------|------------|-------------|-------------|------------------------|--------------------------|-------|--|
| 里考注射器, 一瓦 (德) Syringe, Record 1 c. c. (Germany) | 副 Set | 十二年1923 | | | | | | | | | | | | | | | | | | | |
| | | 十三年1924 | | | | | | | | | | | | | | | | | | | |
| | | 十四年1925 | | | | | | | | | | | | | | | | | | | |
| | | 十五年1926 | ... | ... | ... | ... | ... | ... | ... | 2.246 | 2.246 | 2.259 | 1.795 | 1.797 | 1.950 | 1.802 | ... | 2.590 | 2.196 | 1.598 | |
| | | 十六年1927 | 2.562 | 2.523 | 2.534 | 2.540 | 2.555 | 2.562 | 2.548 | 2.555 | 2.541 | 2.534 | 2.534 | 2.536 | 2.551 | 2.564 | 2.551 | 2.555 | 2.546 | | |
| | | 十七年1928 | 2.532 | 2.522 | 2.527 | 2.527 | 2.182 | 2.541 | 2.525 | 2.416 | 2.525 | 2.520 | 2.520 | 2.522 | 2.528 | 2.533 | 2.528 | 2.530 | 2.499 | | |
| | | 十八年1929 | 2.512 | 2.513 | 2.515 | 2.513 | 2.513 | 2.516 | 2.506 | 2.512 | 2.542 | 2.552 | 2.554 | 2.549 | 2.549 | 2.542 | 2.536 | 2.542 | 2.524 | | |
| | | 十九年1930 | 2.521 | 2.513 | 2.520 | 2.518 | 2.520 | 2.524 | 2.507 | 2.517 | 2.542 | 2.552 | 2.554 | 2.549 | 2.549 | 2.542 | 2.536 | 2.542 | 2.531 | | |
| | | 二十年1931 | 2.529 | 2.530 | 2.531 | 2.530 | 2.545 | 2.555 | 2.547 | 2.549 | 2.539 | 2.536 | 2.537 | 2.537 | 2.544 | 2.540 | 2.533 | 2.539 | 2.539 | | |
| | | 廿一年1932 | 2.512 | ... | 2.540 | 2.528 | 2.475 | 2.811 | 2.786 | 2.808 | 2.768 | 2.751 | 2.763 | 2.761 | 2.805 | 2.830 | 2.852 | 2.829 | 2.731 | | |

德國一瓦里考注射器在滬之躉售市價
PRICE OF GERMAN 1 C. C. RECORD SYRINGE
民國十五年至廿一年
1926 - 1932

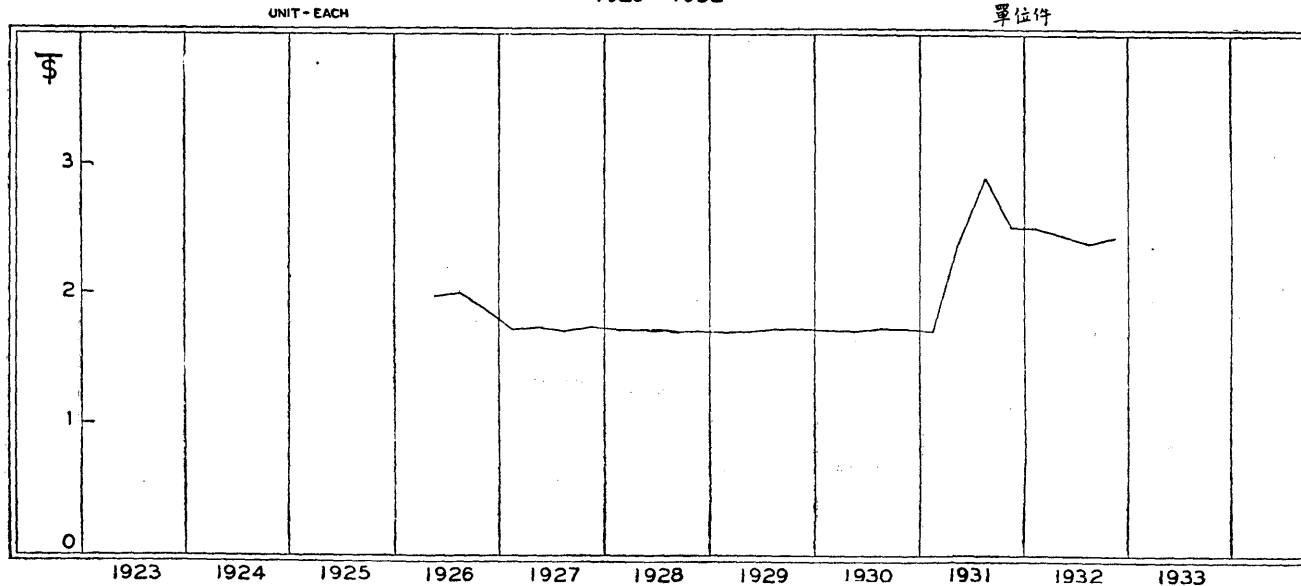


科學儀器 SCIENTIFIC APPARATUS

躉售市價 (單位兩)—Wholesale Price (Shanghai Tls.)

| 名稱 Name | 單位 Unit | 年份 Year | 一月 Jan. | 二月 Feb. | 三月 March | 平均 Qrly. Average | 四月 April | 五月 May | 六月 June | 平均 Qrly. Average | 七月 July | 八月 Aug. | 九月 Sept. | 平均 Qrly. Average | 十月 Oct. | 十一月 Nov. | 十二月 Dec. | 平均 Qrly. Average | 總平均 Year's Average | | |
|--|------------|------------|------------|------------|-------------|------------------------|-------------|-----------|------------|------------------------|------------|------------|-------------|------------------------|------------|-------------|-------------|------------------------|--------------------------|-------|--|
| 聞症器, 雙摺 (德) Phonendoscope (Germany) | 件 Each | 十二年1923 | | | | | | | | | | | | | | | | | | | |
| | | 十三年1924 | | | | | | | | | | | | | | | | | | | |
| | | 十四年1925 | | | | | | | | | | | | | | | | | | | |
| | | 十五年1926 | ... | ... | ... | ... | ... | ... | ... | 1.996 | 1.996 | 2.008 | 2.010 | 2.013 | 2.010 | 2.019 | 1.885 | 1.776 | 1.893 | 1.966 | |
| | | 十六年1927 | 1.757 | 1.730 | 1.738 | 1.742 | 1.752 | 1.757 | 1.747 | 1.752 | 1.742 | 1.728 | 1.738 | 1.739 | 1.750 | 1.758 | 1.750 | 1.753 | 1.746 | | |
| | | 十七年1928 | 1.736 | 1.729 | 1.733 | 1.733 | 1.746 | 1.742 | 1.732 | 1.740 | 1.732 | 1.728 | 1.728 | 1.729 | 1.733 | 1.737 | 1.733 | 1.734 | 1.734 | | |
| | | 十八年1929 | 1.722 | 1.723 | 1.724 | 1.723 | 1.723 | 1.725 | 1.719 | 1.722 | 1.743 | 1.750 | 1.751 | 1.748 | 1.748 | 1.743 | 1.739 | 1.743 | 1.734 | | |
| | | 十九年1930 | 1.729 | 1.723 | 1.728 | 1.727 | 1.728 | 1.731 | 1.719 | 1.726 | 1.743 | 1.750 | 1.751 | 1.748 | 1.748 | 1.743 | 1.739 | 1.743 | 1.736 | | |
| | | 二十年1931 | 1.734 | 1.735 | 1.735 | 1.735 | 1.745 | 2.555 | 2.910 | 2.403 | 2.902 | 2.899 | 2.899 | 2.900 | 2.544 | 2.540 | 2.533 | 2.539 | 2.394 | | |
| | | 廿一年1932 | 2.515 | ... | 2.540 | 2.528 | 2.475 | 2.459 | 2.438 | 2.457 | 2.422 | 2.407 | 2.418 | 2.416 | 2.455 | 2.476 | 2.496 | 2.476 | 2.469 | | |

德國雙摺聞症器在滬之躉售市價
PRICE OF GERMAN PHONENDOSCOPE
民國十五年至廿一年
1926 - 1932

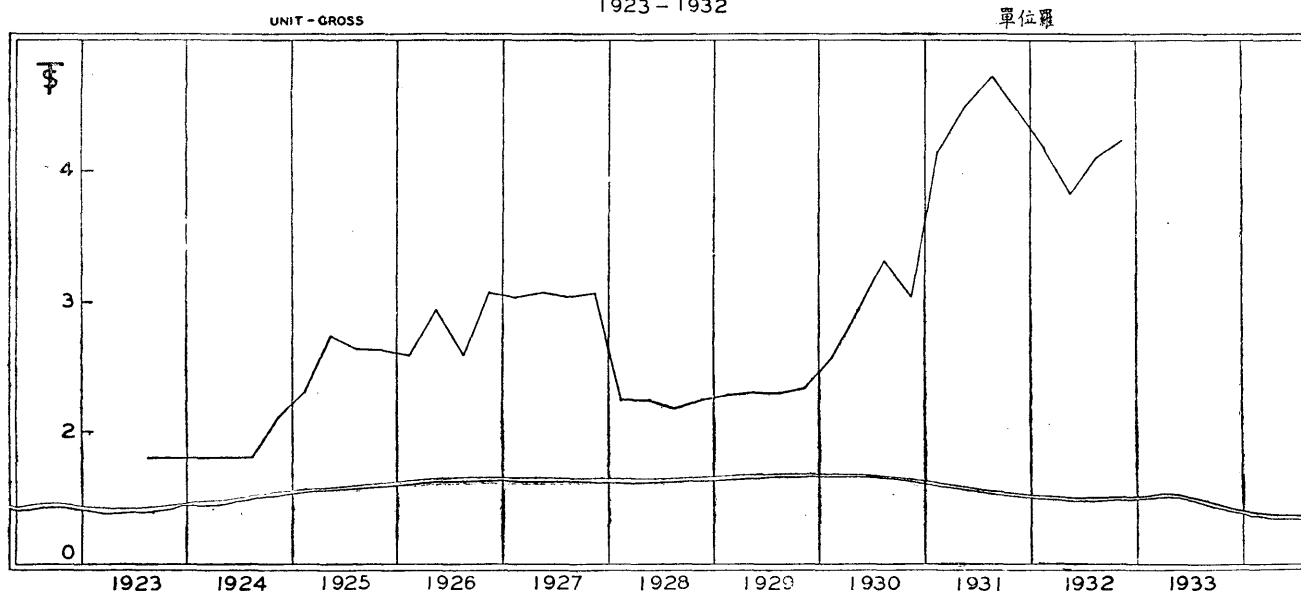


XXIII 文具 STATIONERY SUPPLIES

躉售市價 (單位兩)—Wholesale Price (Shanghai Tls.)

| 名稱 Name | 單位 Unit | 年份 Year | 一月 Jan. | 二月 Feb. | 三月 March | 平均 Qrly. Average | 四月 April | 五月 May | 六月 June | 平均 Qrly. Average | 七月 July | 八月 Aug. | 九月 Sept. | 平均 Qrly. Average | 十月 Oct. | 十一月 Nov. | 十二月 Dec. | 平均 Qrly. Average | 總平均 Year's Average | |
|---|------------|------------|------------|------------|-------------|------------------------|-------------|-----------|------------|------------------------|------------|------------|-------------|------------------------|------------|-------------|-------------|------------------------|--------------------------|-------|
| 鉛筆, 6051號, 鷄牌 (德) Pencils, No. 6051 Cock Brand (Germany) | 羅 Gross | 十二年1923 | | | | | ... | 1.100 | 1.020 | 1.060 | 1.800 | 1.800 | 1.800 | 1.800 | 1.800 | 1.800 | 1.800 | 1.800 | 1.800 | 1.878 |
| | | 十三年1924 | 1.800 | 1.800 | 1.800 | 1.800 | 1.800 | 1.800 | 1.800 | 1.800 | 1.800 | 1.800 | 1.800 | 1.800 | ... | 2.126 | 2.096 | 2.111 | 1.878 | |
| | | 十四年1925 | ... | ... | 2.281 | 2.281 | 2.813 | 2.637 | ... | 2.725 | 2.624 | 2.610 | 2.606 | 2.613 | 2.616 | 2.614 | 2.605 | 2.612 | 2.558 | |
| | | 十五年1926 | 2.586 | 2.594 | 2.584 | 2.588 | 3.016 | ... | 2.852 | 2.934 | 2.581 | ... | ... | 2.581 | 3.028 | 3.058 | 3.125 | 3.070 | 2.793 | |
| | | 十六年1927 | 3.074 | 3.028 | 3.043 | 3.048 | 3.066 | 3.074 | 3.058 | 3.066 | 3.049 | 3.041 | 3.041 | 3.044 | 3.025 | 3.076 | 3.052 | 3.054 | 3.053 | |
| | | 十七年1928 | 2.243 | 2.233 | 2.238 | 2.238 | 2.255 | 2.250 | 2.237 | 2.247 | 2.237 | 2.124 | 2.124 | 2.162 | 2.239 | 2.244 | 2.239 | 2.241 | 2.222 | |
| | | 十八年1929 | 2.225 | 2.298 | 2.299 | 2.274 | 2.297 | 2.300 | 2.292 | 2.296 | 2.296 | 2.298 | 2.303 | 2.299 | 2.306 | 2.312 | 2.423 | 2.347 | 2.304 | |
| | | 十九年1930 | 2.413 | 2.621 | 2.628 | 2.554 | 2.628 | 2.776 | 3.403 | 2.936 | 3.813 | 3.063 | 3.065 | 3.314 | 3.058 | 3.050 | 3.043 | 3.050 | 2.964 | |
| | | 二十年1931 | 3.758 | 4.337 | 4.338 | 4.144 | 4.363 | 4.381 | 4.729 | 4.491 | 4.716 | 4.711 | 4.711 | 4.713 | 4.725 | 4.354 | 4.343 | 4.474 | 4.455 | |
| | | 廿一年1932 | 4.167 | ... | 4.210 | 4.189 | 3.006 | 3.795 | 4.040 | 3.814 | 4.014 | 4.126 | 4.145 | 4.095 | 4.028 | 4.245 | 4.278 | 4.244 | 4.085 | |

德國六零五一號雞牌鉛筆在滬之躉售市價
PRICE OF GERMAN NO. 6051 COCK BRAND PENCILS
民國十二年至廿一年
1923 - 1932

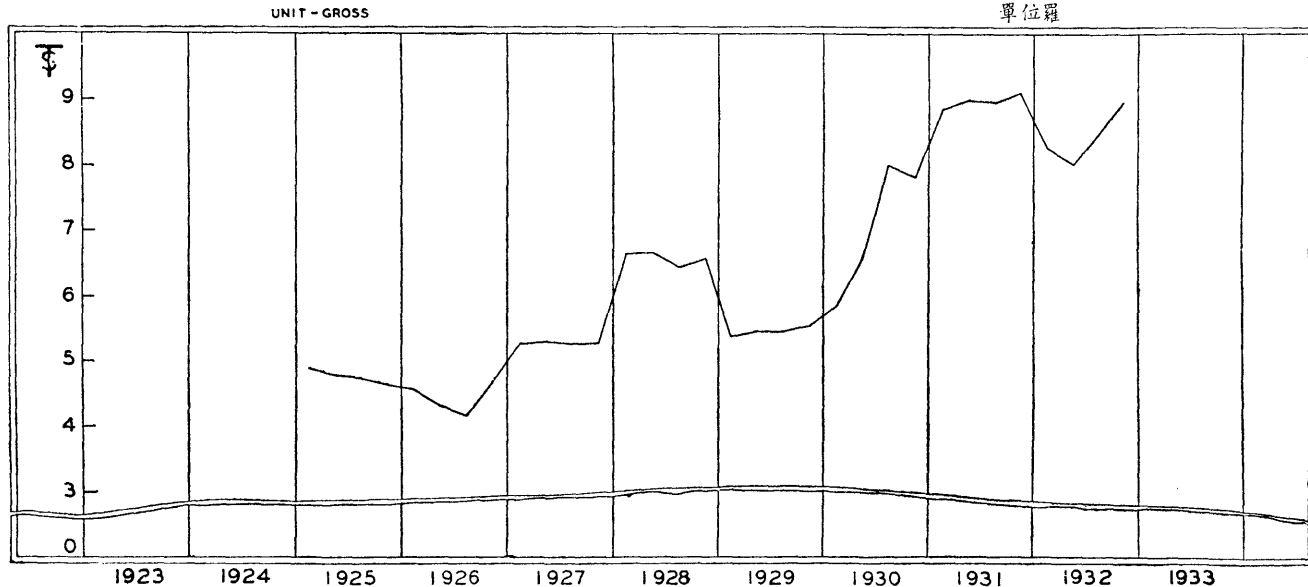


文具 STATIONERY SUPPLIES

躉售市價 (單位兩) - Wholesale Price (Shanghai Tls.)

| 名稱 Name | 單位 Unit | 年份 Year | 一月 Jan. | 二月 Feb. | 三月 March | 平均 Qrly. Average | 四月 April | 五月 May | 六月 June | 平均 Qrly. Average | 七月 July | 八月 Aug. | 九月 Sept. | 平均 Qrly. Average | 十月 Oct. | 十一月 Nov. | 十二月 Dec. | 平均 Qrly. Average | 總平均 Year's Average | | |
|--|------------|------------|------------|------------|-------------|------------------------|-------------|-----------|------------|------------------------|------------|------------|-------------|------------------------|------------|-------------|-------------|------------------------|--------------------------|--|--|
| 鋼筆桿, 3178號 (美) Penholders, No. 3178 (U. S. A.) | 羅 Gross | 十二年1923 | | | | | | | | | | | | | | | | | | | |
| | | 十三年1924 | | | | | | | | | | | | | | | | | | | |
| | | 十四年1925 | ... | ... | 3.620 | 3.620 | 3.480 | 3.516 | ... | 3.498 | 3.499 | 3.480 | 3.258 | 3.412 | 3.270 | 3.267 | 3.256 | 3.264 | 3.449 | | |
| | | 十五年1926 | 3.232 | 3.222 | 3.212 | 3.222 | 2.908 | 2.900 | 2.888 | 2.899 | 2.904 | 2.621 | 2.624 | 2.716 | 2.920 | 3.493 | 3.571 | 3.328 | 3.041 | | |
| | | 十六年1927 | 4.099 | 4.038 | 4.057 | 4.065 | 4.088 | 4.099 | 4.077 | 4.088 | 4.066 | 4.054 | 4.054 | 4.058 | 4.082 | 4.102 | 4.082 | 4.089 | 4.075 | | |
| | | 十七年1928 | 5.788 | 5.764 | 5.776 | 5.776 | 5.800 | 5.807 | 5.772 | 5.800 | 5.656 | 5.473 | 5.472 | 5.534 | 5.663 | 5.682 | 5.778 | 5.708 | 5.705 | | |
| | | 十八年1929 | 4.019 | 4.309 | 4.311 | 4.213 | 4.307 | 4.313 | 4.297 | 4.306 | 4.305 | 4.308 | 4.318 | 4.310 | 4.323 | 4.334 | 4.557 | 4.405 | 4.309 | | |
| | | 十九年1930 | 4.538 | 4.955 | 4.969 | 4.821 | 4.968 | 5.408 | 6.806 | 5.727 | 7.879 | 7.292 | 7.297 | 7.489 | 7.282 | 7.262 | 7.246 | 7.263 | 6.333 | | |
| | | 二十年1931 | 8.239 | 8.674 | 8.676 | 8.530 | 8.726 | 8.761 | 8.731 | 8.739 | 8.706 | 8.696 | 8.698 | 8.700 | 8.723 | 8.708 | 8.686 | 8.706 | 8.668 | | |
| | | 廿一年1932 | 8.191 | ... | 8.274 | 8.233 | 8.061 | 8.011 | 7.940 | 8.004 | 7.890 | 8.665 | 8.704 | 8.420 | 8.836 | 8.915 | 8.984 | 8.912 | 8.392 | | |

美國三一七八號鋼筆桿在滬之躉售市價
 PRICE OF AMERICAN NO. 3178 PENHOLDERS
 民國十四年至廿一年
 1925 - 1932

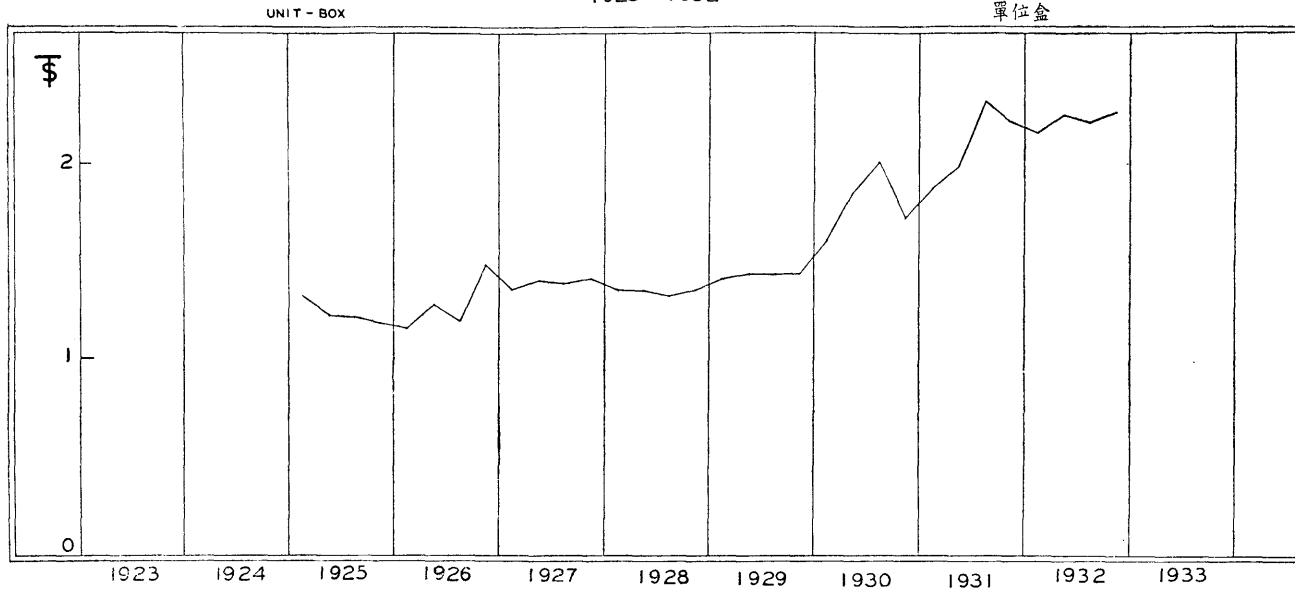


文具 STATIONERY SUPPLIES

躉售市價 (單位兩)—Wholesale Price (Shanghai Tls.)

| 名稱 Name | 單位 Unit | 年份 Year | 一月 Jan. | 二月 Feb. | 三月 March | 平均 Qrly. Average | 四月 April | 五月 May | 六月 June | 平均 Qrly. Average | 七月 July | 八月 Aug. | 九月 Sept. | 平均 Qrly. Average | 十月 Oct. | 十一月 Nov. | 十二月 Dec. | 平均 Qrly. Average | 總平均 Year's Average | |
|---|------------------------------|------------|------------|------------|-------------|------------------------|-------------|-----------|------------|------------------------|------------|------------|-------------|------------------------|------------|-------------|-------------|------------------------|--------------------------|--|
| 鋼筆尖, 金色, 513G (英) Pen Nibs, Steel, No. 513 G. (Great Britain) | 盒 (十二打) Box (Gross) | 十二年1923 | | | | | | | | | | | | | | | | | | |
| | | 十三年1924 | | | | | | | | | | | | | | | | | | |
| | | 十四年1925 | ... | ... | 1.303 | 1.303 | 1.218 | 1.231 | ... | 1.224 | 1.225 | 1.218 | 1.195 | 1.213 | 1.163 | 1.198 | 1.194 | 1.185 | 1.231 | |
| | | 十五年1926 | 1.185 | 1.146 | 1.142 | 1.158 | 1.292 | 1.289 | 1.283 | 1.288 | 1.291 | 1.163 | 1.165 | 1.200 | 1.298 | 1.572 | 1.607 | 1.492 | 1.285 | |
| | | 十六年1927 | 1.405 | 1.384 | 1.391 | 1.393 | 1.402 | 1.405 | 1.398 | 1.402 | 1.394 | 1.390 | 1.390 | 1.391 | 1.400 | 1.406 | 1.400 | 1.402 | 1.397 | |
| | | 十七年1928 | 1.389 | 1.383 | 1.386 | 1.386 | 1.397 | 1.394 | 1.385 | 1.392 | 1.356 | 1.310 | 1.310 | 1.325 | 1.358 | 1.361 | 1.387 | 1.369 | 1.370 | |
| | | 十八年1929 | 1.378 | 1.436 | 1.437 | 1.417 | 1.436 | 1.438 | 1.432 | 1.435 | 1.435 | 1.436 | 1.439 | 1.437 | 1.441 | 1.387 | 1.519 | 1.449 | 1.435 | |
| | | 十九年1930 | 1.513 | 1.652 | 1.656 | 1.607 | 1.656 | 1.803 | 2.149 | 1.869 | 2.614 | 1.750 | 1.751 | 2.033 | 1.748 | 1.743 | 1.739 | 1.743 | 1.814 | |
| | | 二十年1931 | 1.879 | 1.879 | 1.880 | 1.879 | 1.891 | 2.044 | 2.037 | 1.991 | 2.322 | 2.319 | 2.319 | 2.320 | 2.326 | 2.322 | 2.316 | 2.321 | 2.127 | |
| | | 廿一年1932 | 2.156 | ... | 2.177 | 2.167 | 2.263 | 2.249 | 2.229 | 2.247 | 2.215 | 2.201 | 2.211 | 2.209 | 2.244 | 2.264 | 2.282 | 2.263 | 2.222 | |

英國五一三G號金色鋼筆尖在滬之躉售市價
 PRICE OF BRITISH NO. 513G STEEL PEN NIBS
 民國十四年至廿一年
 1925 - 1932

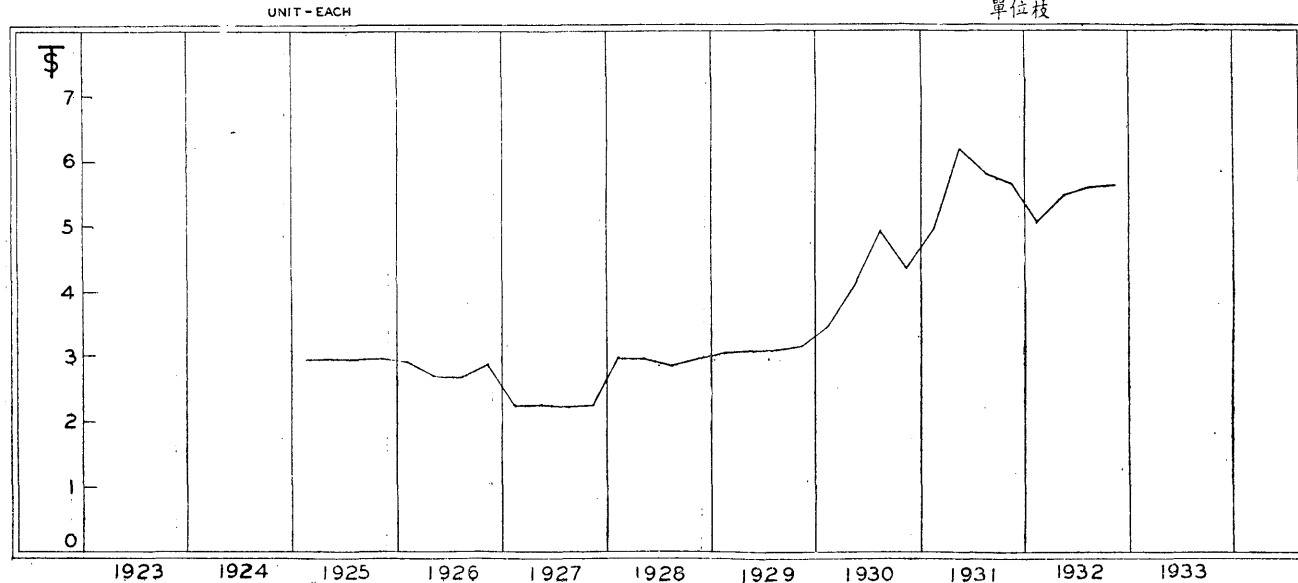


文具 STATIONERY SUPPLIES

躉售市價 (單位兩)—Wholesale Price (Shanghai Tls.)

| 名稱 Name | 單位 Unit | 年份 Year | 一月 Jan. | 二月 Feb. | 三月 March | 平均 Qrly. Average | 四月 April | 五月 May | 六月 June | 平均 Qrly. Average | 七月 July | 八月 Aug. | 九月 Sept. | 平均 Qrly. Average | 十月 Oct. | 十一月 Nov. | 十二月 Dec. | 平均 Qrly. Average | 總平均 Year's Average | | |
|--|------------|------------|------------|------------|-------------|------------------------|-------------|-----------|------------|------------------------|------------|------------|-------------|------------------------|------------|-------------|-------------|------------------------|--------------------------|--|--|
| 自來水筆 (美) Fountain pens, Waterman, 52, (U. S. A.) | 枝 Each | 十二年1923 | | | | | | | | | | | | | | | | | | | |
| | | 十三年1924 | | | | | | | | | | | | | | | | | | | |
| | | 十四年1925 | ... | ... | 2.933 | 2.933 | 2.936 | 2.967 | ... | 2.951 | 2.952 | 2.936 | 2.932 | 2.940 | 2.943 | 2.940 | 2.931 | 2.938 | 2.941 | | |
| | | 十五年1926 | 2.909 | 2.900 | 2.891 | 2.900 | 2.908 | 2.578 | 2.567 | 2.684 | 2.581 | 2.728 | 2.732 | 2.680 | 2.590 | 2.999 | 3.065 | 2.887 | 2.788 | | |
| | | 十六年1927 | 2.240 | 2.206 | 2.217 | 2.221 | 2.234 | 2.240 | 2.228 | 2.234 | 2.221 | 2.215 | 2.215 | 2.217 | 2.231 | 2.241 | 2.231 | 2.234 | 2.227 | | |
| | | 十七年1928 | 2.981 | 2.968 | 2.975 | 2.975 | 2.997 | 2.991 | 2.972 | 2.987 | 2.972 | 2.815 | 2.815 | 2.867 | 2.976 | 2.982 | 2.975 | 2.978 | 2.952 | | |
| | | 十八年1929 | 2.957 | 3.088 | 3.089 | 3.045 | 3.087 | 3.091 | 3.079 | 3.086 | 3.085 | 3.087 | 3.094 | 3.089 | 3.098 | 3.106 | 3.245 | 3.150 | 3.093 | | |
| | | 十九年1930 | 3.241 | 3.555 | 3.564 | 3.453 | 3.564 | 3.786 | 4.836 | 4.062 | 5.810 | 4.448 | 4.451 | 4.903 | 4.442 | 4.357 | 4.348 | 4.382 | 4.200 | | |
| | | 二十年1931 | 4.770 | 5.060 | 5.061 | 4.964 | 6.181 | 5.476 | 5.457 | 6.191 | 5.804 | 5.798 | 5.798 | 5.800 | 5.815 | 5.588 | 5.573 | 5.659 | 5.653 | | |
| | | 廿一年1932 | 5.030 | ... | 5.081 | 5.056 | 5.515 | 5.481 | 5.433 | 5.476 | 5.398 | 5.845 | 5.526 | 5.590 | 5.610 | 5.660 | 5.704 | 5.658 | 4.356 | | |

美國五二號屋德門自來水筆在滬之躉售市價
 PRICE OF AMERICAN NO. 52 WATERMAN FOUNTAIN PENS
 民國十四年至廿一年
 1925 - 1932

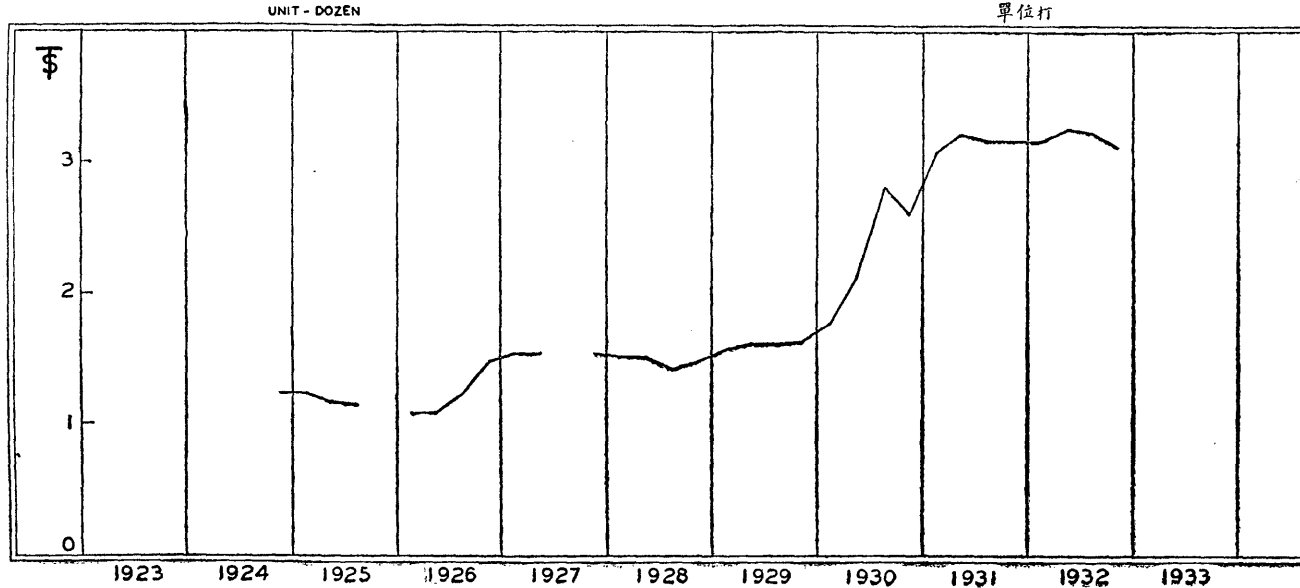


文具 STATIONERY SUPPLIES

躉售市價 (單位兩)—Wholesale Price (Shanghai Tls.)

| 名稱 Name | 單位 Unit | 年份 Year | 一月 Jan. | 二月 Feb. | 三月 March | 平均 Qrly. Average | 四月 April | 五月 May | 六月 June | 平均 Qrly. Average | 七月 July | 八月 Aug. | 九月 Sept. | 平均 Qrly. Average | 十月 Oct. | 十一月 Nov. | 十二月 Dec. | 平均 Qrly. Average | 總平均 Year's Average | | |
|--|--------------------------------|------------|------------|------------|-------------|------------------------|-------------|-----------|------------|------------------------|------------|------------|-------------|------------------------|------------|-------------|-------------|------------------------|--------------------------|-------|--|
| 墨水, 藍色方瓶, No. 19, 卡脫司 (美) Ink, Blue, No. 19 Carter. (U. S. A.) | 打 (二兩裝) Dozen (2 oz.) | 十二年1923 | | | | | | | | | | | | | | | | | | | |
| | | 十三年1924 | | | | | | | | | | | | | | ... | 1.246 | 1.248 | 1.247 | | |
| | | 十四年1925 | ... | ... | 1.231 | 1.231 | 1.146 | 1.158 | ... | 1.151 | 1.152 | 1.146 | 1.144 | 1.147 | 1.148 | 1.147 | 1.147 | 1.085 | 1.127 | 1.164 | |
| | | 十五年1926 | 1.077 | 1.074 | 1.071 | 1.074 | 1.077 | 1.074 | 1.069 | 1.073 | 1.291 | 1.163 | 1.165 | 1.206 | 1.298 | 1.536 | 1.570 | 1.468 | 1.205 | | |
| | | 十六年1927 | 1.552 | 1.528 | 1.536 | 1.539 | 1.548 | 1.552 | 1.543 | 1.548 | ... | ... | ... | ... | 1.545 | 1.553 | 1.545 | 1.548 | 1.545 | | |
| | | 十七年1928 | 1.534 | 1.527 | 1.480 | 1.514 | 1.542 | 1.488 | 1.479 | 1.503 | 1.479 | 1.404 | 1.404 | 1.429 | 1.481 | 1.484 | 1.481 | 1.482 | 1.482 | | |
| | | 十八年1929 | 1.471 | 1.616 | 1.617 | 1.568 | 1.615 | 1.618 | 1.611 | 1.615 | 1.614 | 1.616 | 1.619 | 1.616 | 1.621 | 1.625 | 1.700 | 1.649 | 1.612 | | |
| | | 十九年1930 | 1.693 | 1.831 | 1.836 | 1.787 | 1.836 | 1.983 | 2.615 | 2.145 | 3.159 | 2.625 | 2.627 | 2.804 | 2.662 | 2.614 | 2.609 | 2.615 | 2.488 | | |
| | | 二十年1931 | 2.891 | 3.180 | 3.181 | 3.084 | 3.200 | 3.212 | 3.201 | 3.204 | 3.192 | 3.189 | 3.189 | 3.189 | 3.190 | 3.198 | 3.193 | 3.185 | 3.192 | 3.167 | |
| | | 廿一年1932 | 3.161 | ... | 3.194 | 3.178 | 3.111 | 3.373 | 3.343 | 3.276 | 3.322 | 3.301 | 3.040 | 3.221 | 3.086 | 3.113 | 3.137 | 3.137 | 3.112 | 3.197 | |

美國卡脫司十九號方瓶藍墨水在滬之躉售市價
 PRICE OF AMERICAN CARTER'S NO. 19 BLUE INK
 民國十三年至廿一年
 1924 - 1932

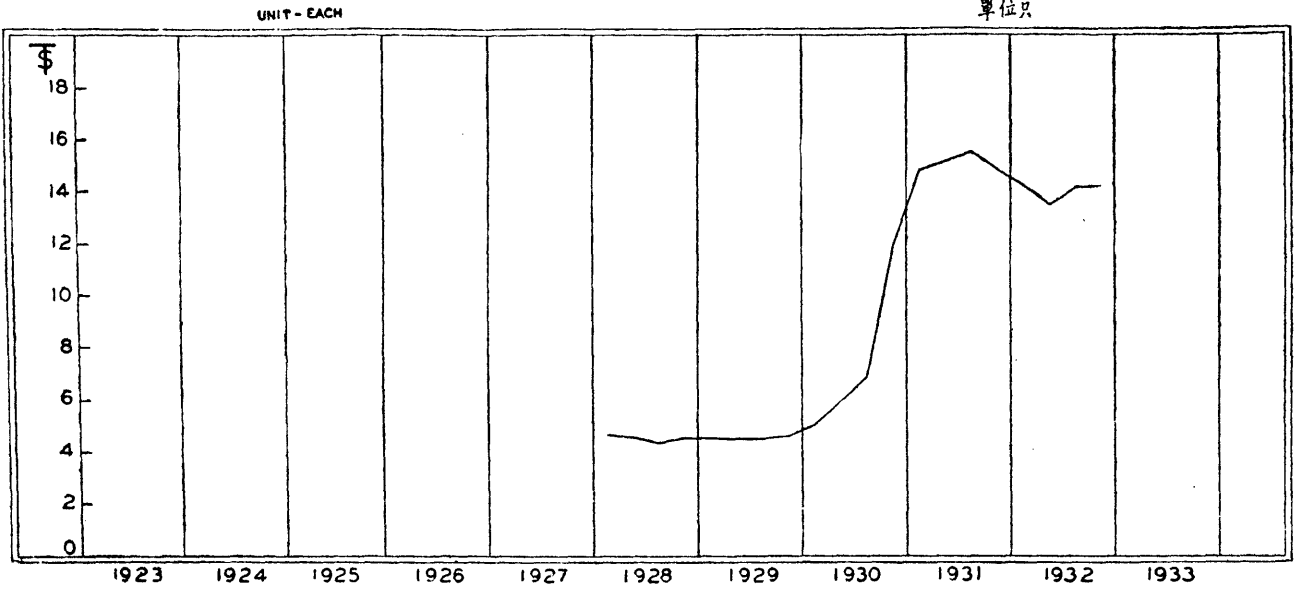


XXIV 運動器具 ATHLETIC SUPPLIES

躉售市價 (單位兩) — Wholesale Price (Shanghai Tls.)

| 名稱 Name | 單位 Unit | 年份 Year | 一月 Jan. | 二月 Feb. | 三月 March | 平均 Qrly. Average | 四月 April | 五月 May | 六月 June | 平均 Qrly. Average | 七月 July | 八月 Aug. | 九月 Sept. | 平均 Qrly. Average | 十月 Oct. | 十一月 Nov. | 十二月 Dec. | 平均 Qrly. Average | 總平均 Year's Average | | |
|---|------------|------------|------------|------------|-------------|------------------------|-------------|-----------|------------|------------------------|------------|------------|-------------|------------------------|------------|-------------|-------------|------------------------|--------------------------|--|--|
| 足球,普通,附胆 十三塊皮(德) Football, includ- ing bladder, 13 parts (Germany) | 只 Each | 十二年1923 | | | | | | | | | | | | | | | | | | | |
| | | 十三年1924 | | | | | | | | | | | | | | | | | | | |
| | | 十四年1925 | | | | | | | | | | | | | | | | | | | |
| | | 十五年1926 | | | | | | | | | | | | | | | | | | | |
| | | 十六年1927 | | | | | | | | | | | | | | | | | | | |
| | | 十七年1928 | 4.703 | 4.683 | 4.621 | 4.669 | 4.656 | 4.551 | 4.524 | 4.577 | 4.524 | 4.292 | 4.291 | 4.369 | 4.529 | 4.538 | 4.528 | 4.532 | 4.537 | | |
| | | 十八年1929 | 4.500 | 4.502 | 4.505 | 4.502 | 4.501 | 4.508 | 4.490 | 4.500 | 4.499 | 4.502 | 4.512 | 4.504 | 4.518 | 4.529 | 4.738 | 4.595 | 4.525 | | |
| | | 十九年1930 | 4.718 | 5.170 | 5.185 | 5.024 | 5.184 | 5.949 | 6.806 | 5.980 | 6.899 | ... | ... | 6.899 | 11.724 | 11.692 | 12.173 | 11.863 | 7.442 | | |
| | | 二十年1931 | 14.165 | 15.179 | 15.183 | 14.842 | 15.271 | 15.332 | 15.280 | 15.294 | 15.236 | 16.233 | 15.221 | 15.563 | 15.265 | 14.224 | 15.200 | 14.896 | 15.148 | | |
| | | 廿一年1932 | 14.083 | ... | 14.226 | 14.155 | 13.859 | 13.773 | 13.651 | 13.761 | 13.565 | 14.442 | 14.507 | 14.171 | 14.727 | 13.867 | 13.975 | 14.190 | 14.069 | | |

德國足球在滬之躉售市價
PRICE OF GERMAN FOOTBALL
民國十七年至廿一年
1928 - 1932

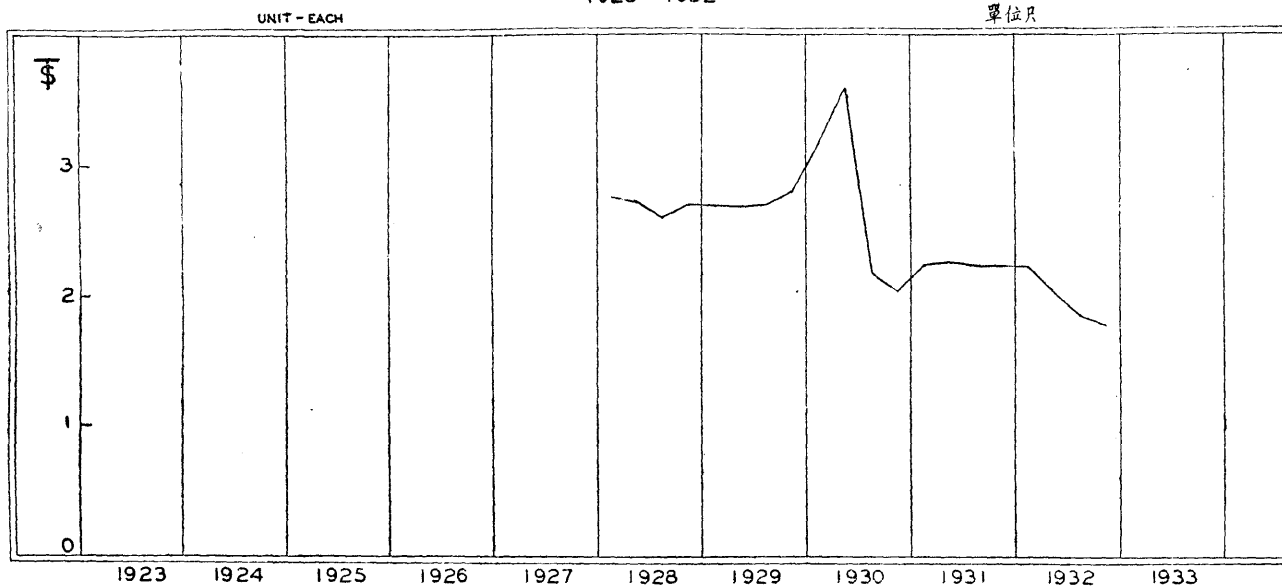


運動器具 ATHLETIC SUPPLIES

躉售市價 (單位兩) — Wholesale Price (Shanghai Tls.)

| 名稱 Name | 單位 Unit | 年份 Year | 一月 Jan. | 二月 Feb. | 三月 March | 平均 Qrly. Average | 四月 April | 五月 May | 六月 June | 平均 Qrly. Average | 七月 July | 八月 Aug. | 九月 Sept. | 平均 Qrly. Average | 十月 Oct. | 十一月 Nov. | 十二月 Dec. | 平均 Qrly. Average | 總平均 Year's Average | | |
|---|------------|------------|------------|------------|-------------|------------------------|-------------|-----------|------------|------------------------|------------|------------|-------------|------------------------|------------|-------------|-------------|------------------------|--------------------------|--|--|
| 足球, 高等, 五號, 附胆二十六寸 (協興) Football, including bladder, Official Standard, No.5, 26" (China) | 只 Each | 十二年1923 | | | | | | | | | | | | | | | | | | | |
| | | 十三年1924 | | | | | | | | | | | | | | | | | | | |
| | | 十四年1925 | | | | | | | | | | | | | | | | | | | |
| | | 十五年1926 | | | | | | | | | | | | | | | | | | | |
| | | 十六年1927 | | | | | | | | | | | | | | | | | | | |
| | | 十七年1928 | 2.778 | 2.767 | 2.772 | 2.772 | 2.749 | 2.729 | 2.713 | 2.730 | 2.713 | 2.571 | 2.570 | 2.618 | 2.716 | 2.721 | 2.715 | 2.717 | 2.709 | | |
| | | 十八年1929 | 2.698 | 2.700 | 2.701 | 2.700 | 2.699 | 2.703 | 2.693 | 2.698 | 2.698 | 2.700 | 2.706 | 2.701 | 2.709 | 2.716 | 3.002 | 2.809 | 2.727 | | |
| | | 十九年1930 | 2.989 | 3.267 | 3.276 | 3.177 | 3.276 | 3.606 | 3.940 | 3.607 | 2.433 | 2.042 | 2.043 | 2.173 | 2.039 | 2.033 | 2.029 | 2.034 | 2.748 | | |
| | | 二十年1931 | 2.240 | 2.241 | 2.241 | 2.241 | 2.254 | 2.263 | 2.256 | 2.258 | 2.249 | 2.247 | 2.247 | 2.248 | 2.253 | 2.250 | 2.244 | 2.249 | 2.249 | | |
| | | 廿一年1932 | 2.227 | ... | 2.250 | 2.239 | 2.192 | 1.938 | 1.950 | 2.037 | 1.938 | 1.926 | 1.796 | 1.887 | 1.823 | 1.840 | 1.854 | 1.839 | 2.001 | | |

上海協興高等五號足球之躉售市價
PRICE OF CHINESE MADE FOOTBALL
民國十七年至廿一年
1928 - 1932

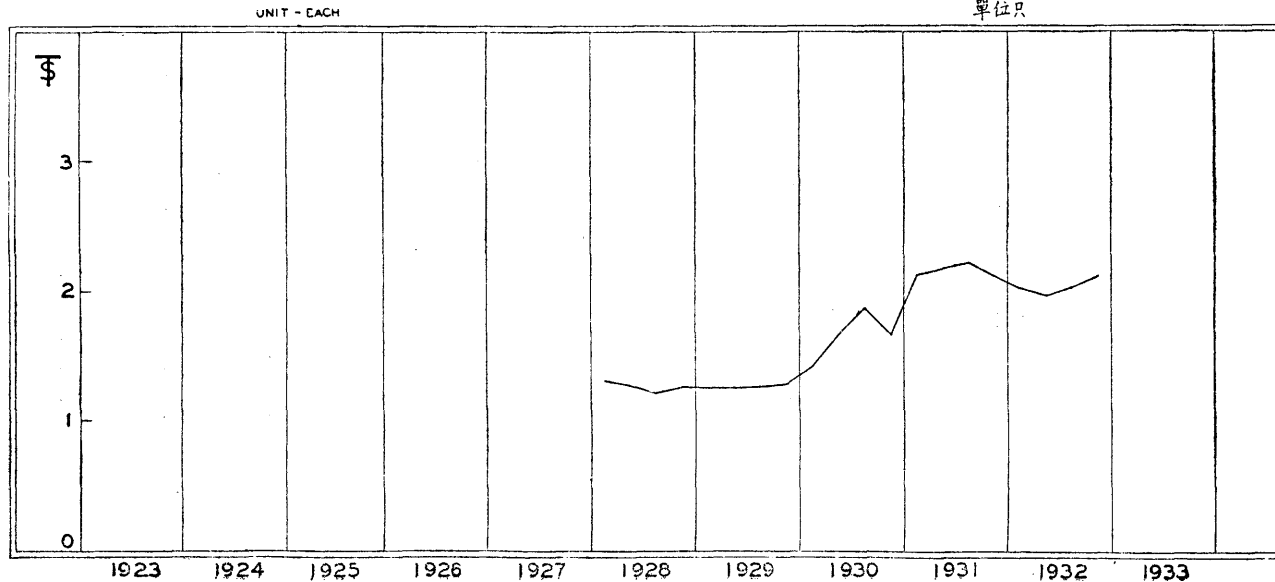


運動器具 ATHLETIC SUPPLIES

躉售市價 (單位兩) — Wholesale Price (Shanghai Tls.)

| 名稱 Name | 單位 Unit | 年份 Year | 一月 Jan. | 二月 Feb. | 三月 March | 平均 Qrly. Average | 四月 April | 五月 May | 六月 June | 平均 Qrly. Average | 七月 July | 八月 Aug. | 九月 Sept. | 平均 Qrly. Average | 十月 Oct. | 十一月 Nov. | 十二月 Dec. | 平均 Qrly. Average | 總平均 Year's Average | | |
|--|------------|------------|------------|------------|-------------|------------------------|-------------|-----------|------------|------------------------|------------|------------|-------------|------------------------|------------|-------------|-------------|------------------------|--------------------------|--|--|
| 壘球, 迭生 (美) Baseball, W. D. Co. (U. S. A.) | 只 Each | 十二年1923 | | | | | | | | | | | | | | | | | | | |
| | | 十三年1924 | | | | | | | | | | | | | | | | | | | |
| | | 十四年1925 | | | | | | | | | | | | | | | | | | | |
| | | 十五年1926 | | | | | | | | | | | | | | | | | | | |
| | | 十六年1927 | | | | | | | | | | | | | | | | | | | |
| | | 十七年1928 | 1.331 | 1.326 | 1.300 | 1.319 | 1.309 | 1.277 | 1.270 | 1.385 | 1.270 | 1.202 | 1.202 | 1.225 | 1.271 | 1.274 | 1.271 | 1.272 | 1.275 | | |
| | | 十八年1929 | 1.263 | 1.264 | 1.264 | 1.264 | 1.264 | 1.265 | 1.260 | 1.263 | 1.263 | 1.264 | 1.266 | 1.264 | 1.268 | 1.271 | 1.338 | 1.292 | 1.271 | | |
| | | 十九年1930 | 1.333 | 1.472 | 1.476 | 1.427 | 1.476 | 1.695 | 1.863 | 1.678 | 1.888 | ... | ... | 1.888 | 1.675 | 1.670 | ... | 1.673 | 1.667 | | |
| | | 二十年1931 | 2.024 | 2.168 | 2.169 | 2.120 | 2.182 | 2.190 | 2.183 | 2.185 | 2.177 | 2.319 | 2.174 | 2.223 | 2.181 | 2.032 | 2.171 | 2.128 | 2.364 | | |
| | | 廿一年1932 | 2.012 | ... | 2.032 | 2.022 | 1.980 | 1.968 | 1.950 | 1.966 | 1.938 | 2.063 | 2.072 | 2.024 | 2.104 | 2.123 | 2.139 | 2.122 | 2.033 | | |

美國迭生公司壘球在滬之躉售市價
PRICE OF AMERICAN BASEBALL
民國十七年至廿一年
1928 - 1932

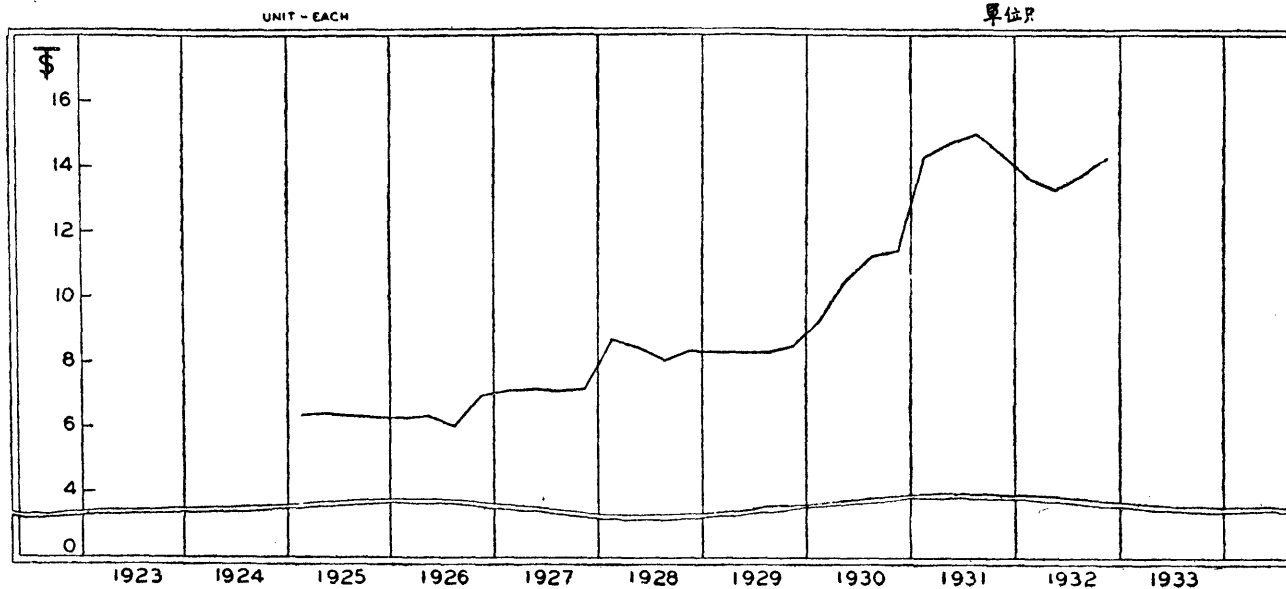


運動器具 ATHLETIC SUPPLIES

躉售市價(單位兩)—Wholesale Price (Shanghai Tls.)

| 名稱 Name | 單位 Unit | 年份 Year | 一月 Jan. | 二月 Feb. | 三月 March | 平均 Qrly. Average | 四月 April | 五月 May | 六月 June | 平均 Qrly. Average | 七月 July | 八月 Aug. | 九月 Sept. | 平均 Qrly. Average | 十月 Oct. | 十一月 Nov. | 十二月 Dec. | 平均 Qrly. Average | 總平均 Year's Average | | |
|---|------------|------------|------------|------------|-------------|------------------------|-------------|-----------|------------|------------------------|------------|------------|-------------|------------------------|------------|-------------|-------------|------------------------|--------------------------|--|--|
| 籃球 P. 附贈 (美) Basketball, with bladder, P., W. D. Co. (U. S. A.) | 只 Each | 十二年1923 | | | | | | | | | | | | | | | | | | | |
| | | 十三年1924 | | | | | | | | | | | | | | | | | | | |
| | | 十四年1925 | ... | ... | 6.387 | 6.387 | 6.385 | 6.462 | ... | 6.423 | 6.430 | 6.395 | 6.226 | 6.350 | 6.249 | 6.244 | 6.382 | 6.292 | 6.363 | | |
| | | 十五年1926 | 6.335 | 6.173 | 6.353 | 6.287 | 6.390 | 6.372 | 6.346 | 6.369 | 6.381 | 5.816 | 5.824 | 6.007 | 6.417 | 7.171 | 7.328 | 6.972 | 6.409 | | |
| | | 十六年1927 | 7.210 | 7.102 | 7.136 | 7.149 | 7.190 | 7.210 | 7.171 | 7.190 | 7.151 | 7.131 | 7.131 | 7.138 | 7.181 | 7.215 | ... | 7.193 | 7.169 | | |
| | | 十七年1928 | 8.718 | 8.682 | 8.520 | 8.640 | 8.584 | 8.391 | 8.340 | 8.438 | 8.340 | 7.907 | 7.906 | 8.051 | 8.350 | 8.367 | 8.349 | 8.355 | 8.371 | | |
| | | 十八年1929 | 8.297 | 8.301 | 8.306 | 8.301 | 8.300 | 8.310 | 8.278 | 8.293 | 8.294 | 8.300 | 8.319 | 8.304 | 8.329 | 8.351 | 8.753 | 8.478 | 8.345 | | |
| | | 十九年1930 | 8.716 | 2.551 | 9.577 | 9.281 | 9.576 | 10.456 | 11.462 | 10.498 | 11.619 | 11.303 | 10.836 | 11.253 | 11.286 | 11.256 | 11.739 | 11.427 | 10.615 | | |
| | | 二十年1931 | 13.659 | 14.637 | 14.641 | 14.312 | 14.726 | 14.785 | 14.734 | 14.768 | 14.691 | 15.651 | 14.677 | 15.007 | 14.720 | 13.716 | 14.657 | 14.364 | 14.608 | | |
| | | 廿一年1932 | 13.580 | ... | 13.718 | 13.649 | 13.364 | 13.281 | 13.164 | 13.270 | 13.082 | 13.926 | 13.989 | 13.665 | 14.201 | ... | .. | 14.201 | 13.696 | | |

美國籃球在滬之躉售市價
PRICE OF AMERICAN BASKETBALL
民國十四年至廿一年
1925 - 1932

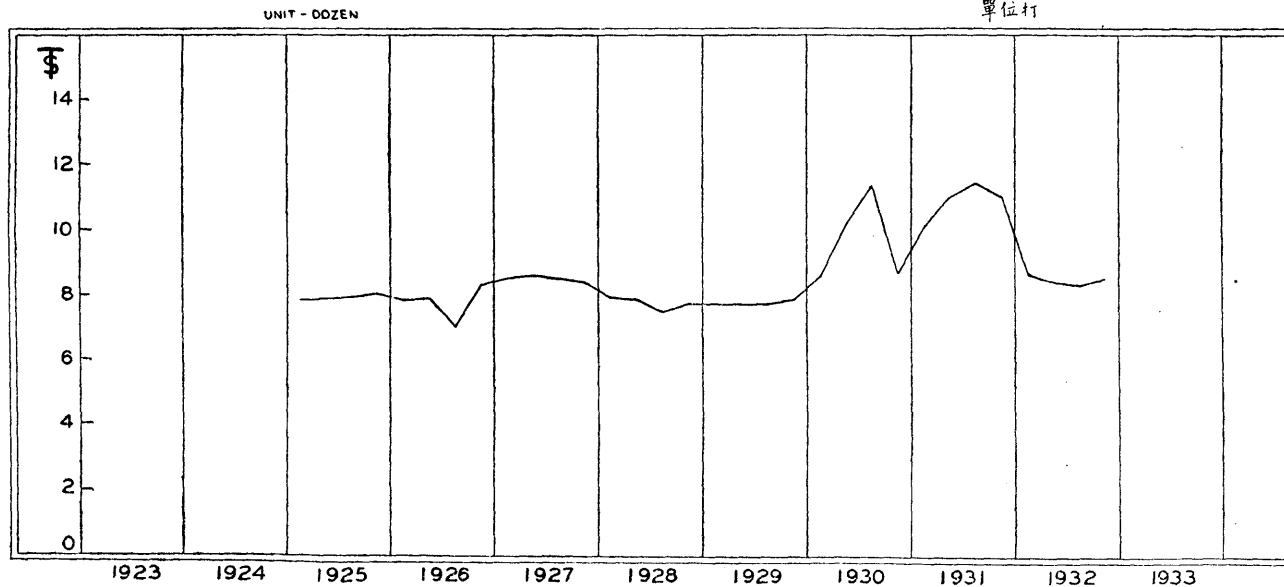


運動器具 ATHLETIC SUPPLIES

躉售市價 (單位兩)—Wholesale Price (Shanghai Tls.)

| 名稱 Name | 單位 Unit | 年份 Year | 一月 Jan. | 二月 Feb. | 三月 March | 平均 Qrly. Average | 四月 April | 五月 May | 六月 June | 平均 Qrly. Average | 七月 July | 八月 Aug. | 九月 Sept. | 平均 Qrly. Average | 十月 Oct. | 十一月 Nov. | 十二月 Dec. | 平均 Qrly. Average | 總平均 Year's Average | | |
|-------------------------------------|------------|------------|------------|------------|-------------|------------------------|-------------|-----------|------------|------------------------|------------|------------|-------------|------------------------|------------|-------------|-------------|------------------------|--------------------------|--|--|
| 網球 (德) Tennis Balls (Germany) | 打 Dozen | 十二年1923 | | | | | | | | | | | | | | | | | | | |
| | | 十三年1924 | | | | | | | | | | | | | | | | | | | |
| | | 十四年1925 | ... | ... | 7.820 | 7.820 | 7.830 | 7.912 | ... | 7.871 | 7.873 | 7.830 | 8.109 | 7.937 | 8.138 | 8.131 | 7.815 | 8.028 | 7.914 | | |
| | | 十五年1926 | 7.758 | 7.877 | 7.852 | 7.829 | 9.897 | 7.876 | 7.843 | 7.872 | 7.529 | 6.807 | 6.816 | 7.051 | 7.570 | 8.590 | 8.779 | 8.313 | 7.766 | | |
| | | 十六年1927 | 8.638 | 8.508 | 8.549 | 8.565 | 8.614 | 8.638 | 8.590 | 8.614 | 8.567 | 8.543 | 8.543 | 8.551 | 8.602 | 8.643 | 8.019 | 8.421 | 8.538 | | |
| | | 十七年1928 | 7.958 | 7.925 | 7.942 | 7.942 | 8.002 | 7.825 | 7.778 | 7.868 | 7.778 | 7.374 | 7.373 | 7.509 | 7.786 | 7.803 | 7.785 | 7.791 | 7.778 | | |
| | | 十八年1929 | 7.737 | 7.714 | 7.745 | 7.741 | 7.729 | 7.750 | 7.720 | 7.736 | 7.735 | 7.740 | 7.757 | 7.749 | 7.767 | 7.787 | 8.138 | 7.897 | 7.780 | | |
| | | 十九年1930 | 8.103 | 8.869 | 8.893 | 8.622 | 8.892 | 10.456 | 11.283 | 10.210 | 11.438 | ... | ... | 11.438 | 8.738 | 8.714 | 8.695 | 8.716 | 9.746 | | |
| | | 二十年1931 | 10.118 | 10.119 | 10.122 | 10.120 | 10.908 | 10.952 | 11.278 | 11.046 | 11.245 | 11.595 | 11.597 | 11.479 | 11.630 | 10.886 | 10.857 | 11.124 | 10.942 | | |
| | | 廿一年1932 | 8.622 | ... | 8.710 | 8.666 | 8.485 | 8.432 | 8.358 | 8.425 | 8.305 | 8.252 | 8.290 | 8.282 | 8.416 | 8.490 | 8.556 | 8.487 | 8.465 | | |

德國網球在滬之躉售市價
PRICE OF GERMAN TENNIS BALLS
民國十四年至廿一年
1925 - 1932

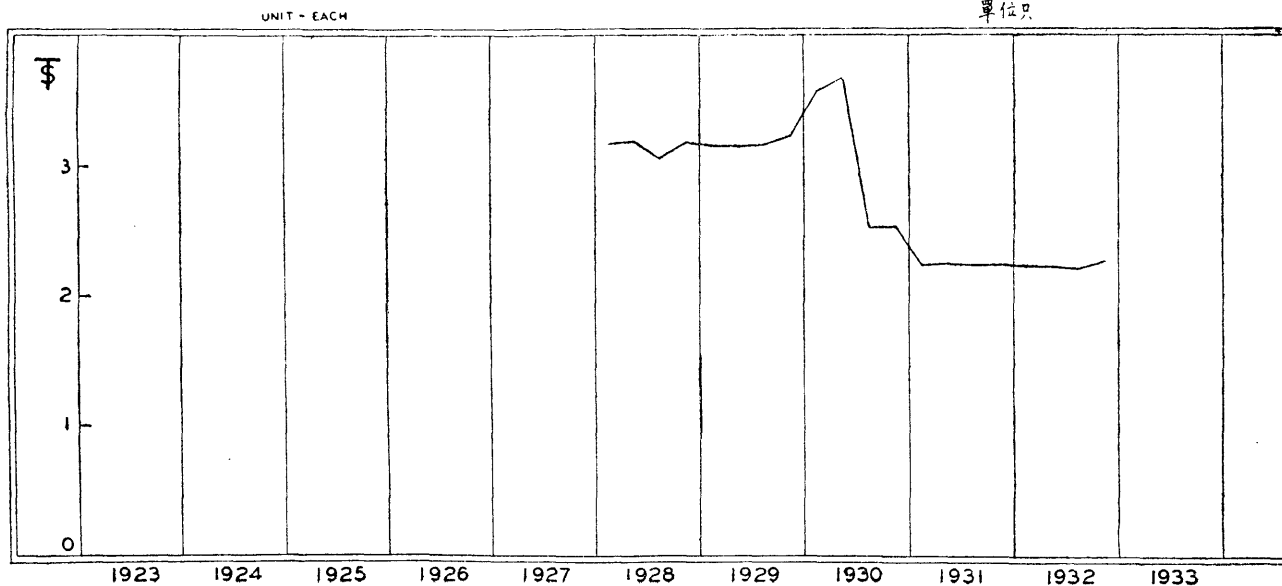


運動器具 ATHLETIC SUPPLIES

躉售市價 (單位兩) — Wholesale Price (Shanghai Tls.)

| 名稱 Name | 單位 Unit | 年份 Year | 一月 Jan. | 二月 Feb. | 三月 March | 平均 Qrly. Average | 四月 April | 五月 May | 六月 June | 平均 Qrly. Average | 七月 July | 八月 Aug. | 九月 Sept. | 平均 Qrly. Average | 十月 Oct. | 十一月 Nov. | 十二月 Dec. | 平均 Qrly. Average | 總平均 Year's Average | | |
|---|------------|------------|------------|------------|-------------|------------------------|-------------|-----------|------------|------------------------|------------|------------|-------------|------------------------|------------|-------------|-------------|------------------------|--------------------------|-------|--|
| 網球拍, No. B. 大利牌 Tennis Rackets, No. B (China) | 只 Each | 十二年1923 | | | | | | | | | | | | | | | | | | | |
| | | 十三年1924 | | | | | | | | | | | | | | | | | | | |
| | | 十四年1925 | | | | | | | | | | | | | | | | | | | |
| | | 十五年1926 | | | | | | | | | | | | | | | | | | | |
| | | 十六年1927 | | | | | | | | | | | | | | | | | | | |
| | | 十七年1928 | 3.183 | 3.170 | 3.177 | 3.177 | 3.201 | 3.194 | 3.175 | 3.190 | 3.175 | 3.010 | 3.010 | 3.065 | 3.178 | 3.185 | 3.178 | 3.180 | 3.153 | | |
| | | 十八年1929 | 3.158 | 3.160 | 3.161 | 3.160 | 3.155 | 3.163 | 3.151 | 3.156 | 3.157 | 3.159 | 3.166 | 3.161 | 3.170 | 3.179 | 3.364 | 3.238 | 3.179 | | |
| | | 十九年1930 | 3.349 | 3.677 | 3.687 | 3.571 | 3.636 | 3.692 | 3.668 | 3.682 | 2.542 | 2.552 | 2.559 | 2.549 | 2.549 | 2.542 | 2.542 | 2.542 | 2.544 | 3.087 | |
| | | 二十年1931 | 2.240 | 2.241 | 2.241 | 2.241 | 2.251 | 2.263 | 2.256 | 2.258 | 2.249 | 2.247 | 2.247 | 2.248 | 2.253 | 2.250 | 2.244 | 2.249 | 2.249 | 2.249 | |
| | | 廿一年1932 | 2.227 | ... | 2.250 | 2.259 | 2.192 | 2.249 | 2.229 | 2.223 | 2.215 | 2.201 | 2.211 | 2.209 | 2.244 | 2.264 | 2.282 | 2.263 | 2.233 | | |

上海大利牌網球拍之躉售市價
PRICE OF CHINESE MADE TENNIS RACKET
民國十七年至廿一年
1928 - 1932

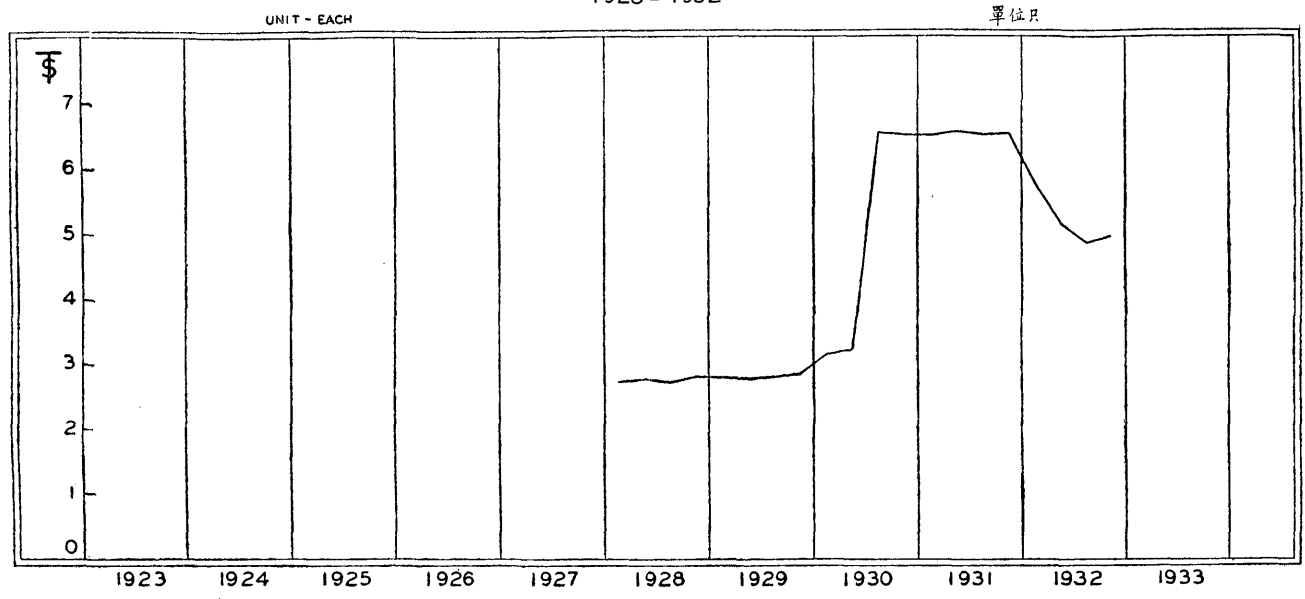


運動器具 ATHLETIC SUPPLIES

躉售市價 (單位兩) — Wholesale Price (Shanghai Tls.)

| 名稱 Name | 單位 Unit | 年份 Year | 一月 Jan. | 二月 Feb. | 三月 March | 平均 Qrly. Average | 四月 April | 五月 May | 六月 June | 平均 Qrly. Average | 七月 July | 八月 Aug. | 九月 Sept. | 平均 Qrly. Average | 十月 Oct. | 十一月 Nov. | 十二月 Dec. | 平均 Qrly. Average | 總平均 Year's Average | | |
|---|------------|------------|------------|------------|-------------|------------------------|-------------|-----------|------------|------------------------|------------|------------|-------------|------------------------|------------|-------------|-------------|------------------------|--------------------------|--|--|
| 鐵餅, 八磅, 協興 Iron Discus, 8 lbs. (China) | 只 Each | 十二年1923 | | | | | | | | | | | | | | | | | | | |
| | | 十三年1924 | | | | | | | | | | | | | | | | | | | |
| | | 十四年1925 | | | | | | | | | | | | | | | | | | | |
| | | 十五年1926 | | | | | | | | | | | | | | | | | | | |
| | | 十六年1927 | | | | | | | | | | | | | | | | | | | |
| | | 十七年1928 | 2.735 | 2.723 | 2.729 | 2.729 | 2.750 | 2.831 | 2.814 | 2.793 | 2.814 | 2.664 | 2.664 | 2.714 | 2.817 | 2.823 | 2.816 | 2.819 | 2.765 | | |
| | | 十八年1929 | 2.799 | 2.800 | 2.802 | 2.800 | 2.796 | 2.804 | 2.793 | 2.793 | 2.793 | 2.800 | 2.806 | 2.801 | 2.810 | 2.817 | 2.966 | 2.864 | 2.816 | | |
| | | 十九年1930 | 2.953 | 3.231 | 3.240 | 3.141 | 3.240 | 3.245 | 3.224 | 3.236 | 6.536 | 6.563 | 6.567 | 6.555 | 6.554 | 6.536 | 6.521 | 6.537 | 4.867 | | |
| | | 二十年1931 | 6.504 | 6.505 | 6.507 | 6.505 | 6.545 | 6.571 | 6.550 | 6.555 | 6.530 | 6.522 | 6.523 | 6.525 | 6.542 | 6.531 | 6.514 | 6.529 | 6.526 | | |
| | | 廿一年1932 | 5.748 | ... | 5.806 | 5.777 | 5.657 | 4.919 | 4.876 | 5.151 | 4.845 | 4.814 | 4.836 | 4.832 | 4.909 | 4.953 | 4.991 | 4.951 | 5.178 | | |

上海協興八磅鐵餅之躉售市價
PRICE OF CHINESE MADE IRON DISCUS
民國十七年至廿一年
1928 - 1932

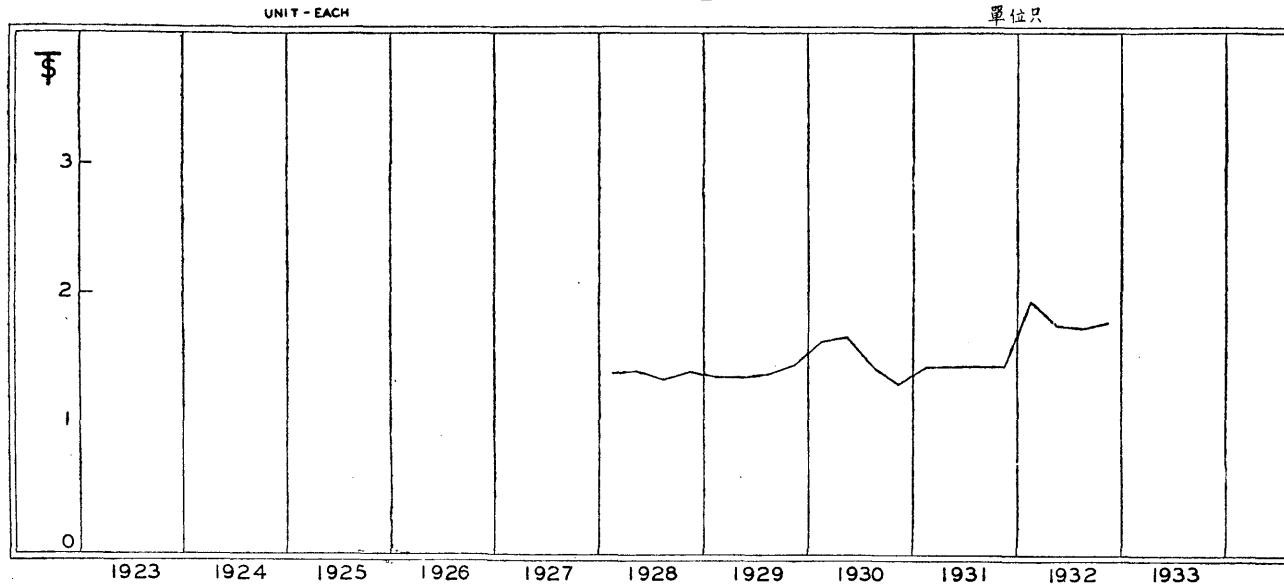


運動器具 ATHLETIC SUPPLES

躉售市價(單位兩)—Wholesale Price (Shanghai Tls.)

| 名稱 Name | 單位 Unit | 年份 Year | 一月 Jan. | 二月 Feb. | 三月 March | 平均 Qrly. Average | 四月 April | 五月 May | 六月 June | 平均 Qrly. Average | 七月 July | 八月 Aug. | 九月 Sept. | 平均 Qrly. Average | 十月 Oct. | 十一月 Nov. | 十二月 Dec. | 平均 Qrly. Average | 總平均 Year's Average | | |
|---|------------|------------|------------|------------|-------------|------------------------|-------------|-----------|------------|------------------------|------------|------------|-------------|------------------------|------------|-------------|-------------|------------------------|--------------------------|--|--|
| 鐵球,十二磅 Iron Shot 12 lbs. (China) | 只 Each | 十二年1923 | | | | | | | | | | | | | | | | | | | |
| | | 十三年1924 | | | | | | | | | | | | | | | | | | | |
| | | 十四年1925 | | | | | | | | | | | | | | | | | | | |
| | | 十五年1926 | | | | | | | | | | | | | | | | | | | |
| | | 十六年1927 | | | | | | | | | | | | | | | | | | | |
| | | 十七年1928 | 1.400 | 1.394 | 1.397 | 1.397 | 1.408 | 1.405 | 1.396 | 1.403 | 1.396 | 1.325 | 1.325 | 1.349 | 1.401 | 1.404 | 1.401 | 1.402 | 1.388 | | |
| | | 十八年1929 | 1.320 | 1.393 | 1.390 | 1.368 | 1.391 | 1.323 | 1.389 | 1.368 | 1.392 | 1.393 | 1.396 | 1.394 | 1.400 | 1.401 | 1.548 | 1.450 | 1.395 | | |
| | | 十九年1930 | 1.541 | 1.680 | 1.685 | 1.635 | 1.685 | 1.687 | 1.676 | 1.683 | 1.699 | 1.313 | 1.313 | 1.442 | 1.311 | 1.307 | 1.304 | 1.307 | 1.517 | | |
| | | 二十年1931 | 1.445 | 1.446 | 1.446 | 1.446 | 1.454 | 1.460 | 1.455 | 1.456 | 1.451 | 1.449 | 1.450 | 1.450 | 1.454 | 1.451 | 1.448 | 1.451 | 1.451 | | |
| | | 廿一年1932 | 1.437 | ... | 1.452 | 1.445 | 1.273 | 1.265 | 1.254 | 1.264 | 1.246 | 1.238 | 1.243 | 1.242 | 1.262 | 1.274 | 1.283 | 1.273 | 1.306 | | |

上海十二磅鐵球之躉售市價
PRICE OF CHINESE MADE IRON SHOT
民國十七年至廿一年
1928-1932

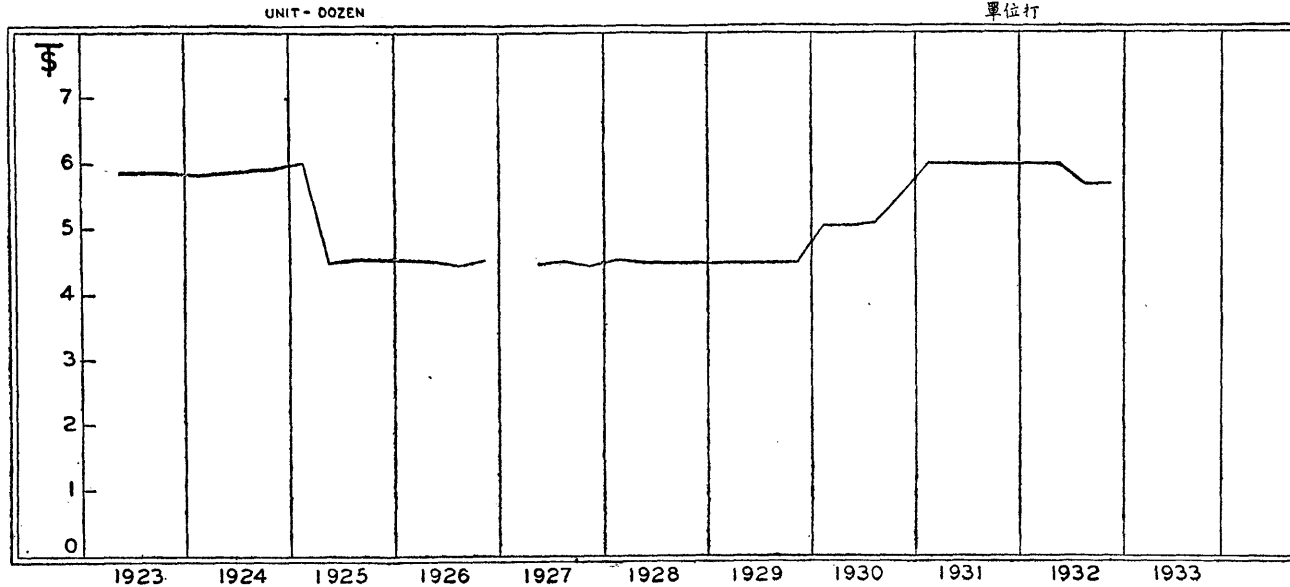


XXV 化粧品 COSMETICS & TOILET PREPARATIONS

躉售市價 (單位兩) - Wholesale Price (Shanghai Tls.)

| 名稱 Name | 單位 Unit | 年份 Year | 一月 Jan. | 二月 Feb. | 三月 March | 平均 Qrly. Average | 四月 April | 五月 May | 六月 June | 平均 Qrly. Average | 七月 July | 八月 Aug. | 九月 Sept. | 平均 Qrly. Average | 十月 Oct. | 十一月 Nov. | 十二月 Dec. | 平均 Qrly. Average | 總平均 Year's Average | | |
|--|--|------------|------------|------------|-------------|------------------------|-------------|-----------|------------|------------------------|------------|------------|-------------|------------------------|------------|-------------|-------------|------------------------|--------------------------|-------|-------|
| 花露水, 林文烟, (美) Florida Water, Murry & Lanman, (U. S. A.) | 打 (大號) Dozen (Large Bottles) | 十二年1923 | | | | | ... | 5.864 | 5.825 | 5.844 | 5.854 | 5.836 | 5.849 | 5.846 | 5.832 | 5.832 | 5.832 | 5.832 | 5.933 | 5.874 | |
| | | 十三年1924 | 5.821 | 5.812 | 5.802 | 5.812 | 5.819 | 5.841 | 5.900 | 5.853 | 5.900 | 5.900 | 5.900 | 5.900 | 5.850 | 5.950 | 6.000 | 5.933 | 4.890 | | |
| | | 十四年1925 | 6.000 | 6.000 | ... | 6.000 | 4.587 | 4.612 | ... | 4.500 | 4.525 | 4.550 | 4.525 | 4.533 | 4.525 | 4.525 | 4.525 | 4.525 | 4.525 | 4.514 | |
| | | 十五年1926 | 4.535 | 4.525 | 4.526 | 4.529 | 4.492 | 4.525 | 4.515 | 4.511 | 4.500 | 4.500 | 4.480 | 4.493 | 4.465 | 4.465 | 4.460 | 4.638 | 4.521 | 4.514 | |
| | | 十六年1927 | ... | ... | ... | ... | ... | ... | ... | 4.455 | 4.455 | 4.460 | 4.455 | 4.455 | 4.503 | 4.455 | 4.452 | 4.452 | 4.452 | 4.470 | |
| | | 十七年1928 | 4.550 | 4.500 | 4.500 | 4.517 | 4.500 | 4.500 | 4.500 | 4.500 | 4.500 | 4.500 | 4.500 | 4.500 | 4.500 | 4.500 | 4.500 | 4.500 | 4.500 | 4.500 | 4.500 |
| | | 十八年1929 | 4.500 | 4.500 | 4.500 | 4.500 | 4.500 | 4.500 | 4.500 | 4.500 | 4.500 | 4.500 | 4.500 | 4.500 | 4.500 | 4.500 | 4.500 | 4.500 | 4.500 | 4.500 | 4.500 |
| | | 十九年1930 | 4.500 | 5.680 | 5.050 | 5.077 | 5.050 | 5.050 | 5.050 | 5.050 | 5.050 | 5.100 | 5.100 | 5.100 | 5.100 | 5.100 | 5.550 | 6.000 | 5.550 | 5.194 | |
| | | 二十年1931 | 6.000 | 6.000 | 6.000 | 6.000 | 6.000 | 6.000 | 6.000 | 6.000 | 6.000 | 6.000 | 6.000 | 6.000 | 6.000 | 6.000 | 6.000 | 6.000 | 6.000 | 6.000 | 6.000 |
| | | 廿一年1932 | 6.000 | ... | 6.000 | 6.000 | 6.000 | 6.000 | 6.000 | 6.000 | 6.000 | 5.700 | 5.700 | 5.700 | 5.700 | 5.700 | 5.700 | 5.700 | 5.700 | 5.700 | 5.850 |

美國大號林文烟花露水在滬之躉售市價
PRICE OF AMERICAN MURRY & LANMAN FLORIDA WATER
民國十二年至廿一年
1923 - 1932

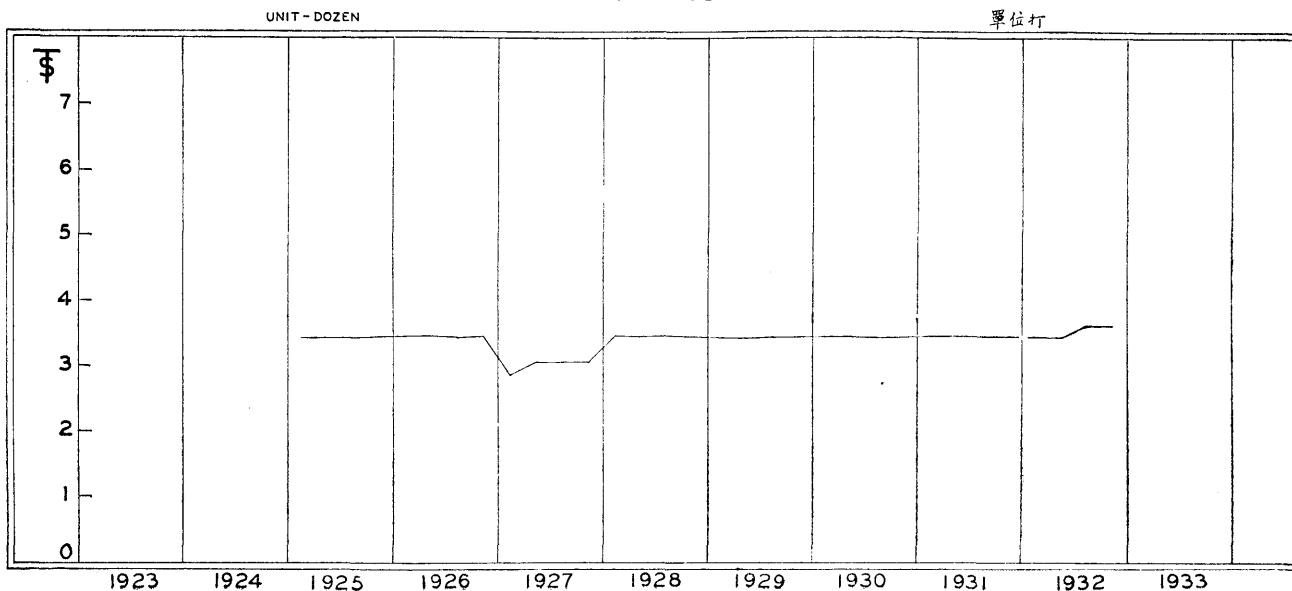


化粧品 COSMETICS & TOILET PREPARATIONS

躉售市價(單位兩)—Wholesale Price (Shanghai Tls.)

| 名稱 Name | 單位 Unit | 年份 Year | 一月 Jan. | 二月 Feb. | 三月 March | 平均 Qrly. Average | 四月 April | 五月 May | 六月 June | 平均 Qrly. Average | 七月 July | 八月 Aug. | 九月 Sept. | 平均 Qrly. Average | 十月 Oct. | 十一月 Nov. | 十二月 Dec. | 平均 Qrly. Average | 總平均 Year's Average | | |
|---|------------|------------|------------|------------|-------------|------------------------|-------------|-----------|------------|------------------------|------------|------------|-------------|------------------------|------------|-------------|-------------|------------------------|--------------------------|-------|-------|
| 花露水,廣生雙妹, 一號 Florida Water, Girls Brand, No. 1 (China) | 打 Dozen | 十二年1923 | | | | | | | | | | | | | | | | | | | |
| | | 十三年1924 | | | | | | | | | | | | | | | | | | | |
| | | 十四年1925 | 3.440 | 3.440 | 3.400 | 3.427 | 3.440 | 3.440 | ... | 3.440 | 3.440 | 3.440 | 3.440 | 3.440 | 3.440 | 3.440 | 3.440 | 3.440 | 3.440 | 3.437 | |
| | | 十五年1926 | 3.440 | 3.440 | 3.440 | 3.440 | 3.440 | 3.440 | 3.440 | 3.440 | 3.440 | 3.440 | 3.440 | 3.440 | 3.440 | 3.440 | 3.440 | 3.440 | 3.440 | 3.440 | 3.440 |
| | | 十六年1927 | 2.811 | 2.769 | 3.062 | 2.881 | 3.083 | 3.088 | 3.071 | 3.081 | 3.067 | 3.058 | 3.058 | 3.061 | 3.079 | 3.094 | 3.079 | 3.079 | 3.084 | 3.027 | |
| | | 十七年1928 | 3.440 | 3.450 | 3.440 | 3.443 | 3.440 | 3.440 | 3.440 | 3.440 | 3.440 | 3.440 | 3.440 | 3.440 | 3.440 | 3.440 | 3.440 | 3.440 | 3.440 | 3.440 | 3.441 |
| | | 十八年1929 | 3.400 | 3.440 | 3.440 | 3.427 | 3.440 | 3.440 | 3.440 | 3.440 | 3.440 | 3.440 | 3.440 | 3.440 | 3.440 | 3.440 | 3.440 | 3.440 | 3.440 | 3.440 | 3.437 |
| | | 十九年1930 | 3.440 | 3.440 | 3.440 | 3.440 | 3.440 | 3.440 | 3.440 | 3.440 | 3.440 | 3.440 | 3.440 | 3.440 | 3.440 | 3.440 | 3.440 | 3.440 | 3.440 | 3.440 | 3.440 |
| | | 二十年1931 | 3.440 | 3.440 | 3.440 | 3.440 | 3.440 | 3.440 | 3.440 | 3.440 | 3.440 | 3.440 | 3.440 | 3.440 | 3.440 | 3.440 | 3.440 | 3.440 | 3.440 | 3.440 | 3.440 |
| | | 廿一年1932 | 3.440 | ... | 3.440 | 3.440 | 3.440 | 3.440 | 3.440 | 3.440 | 3.440 | 3.630 | 3.630 | 3.630 | 3.630 | 3.630 | 3.630 | 3.630 | 3.630 | 3.630 | 3.535 |

上海廣生一號雙妹牌花露水之躉售市價
PRICE OF GIRL BRAND NO. 1 FLORIDA WATER
民國十四年至廿一年
1925 - 1932

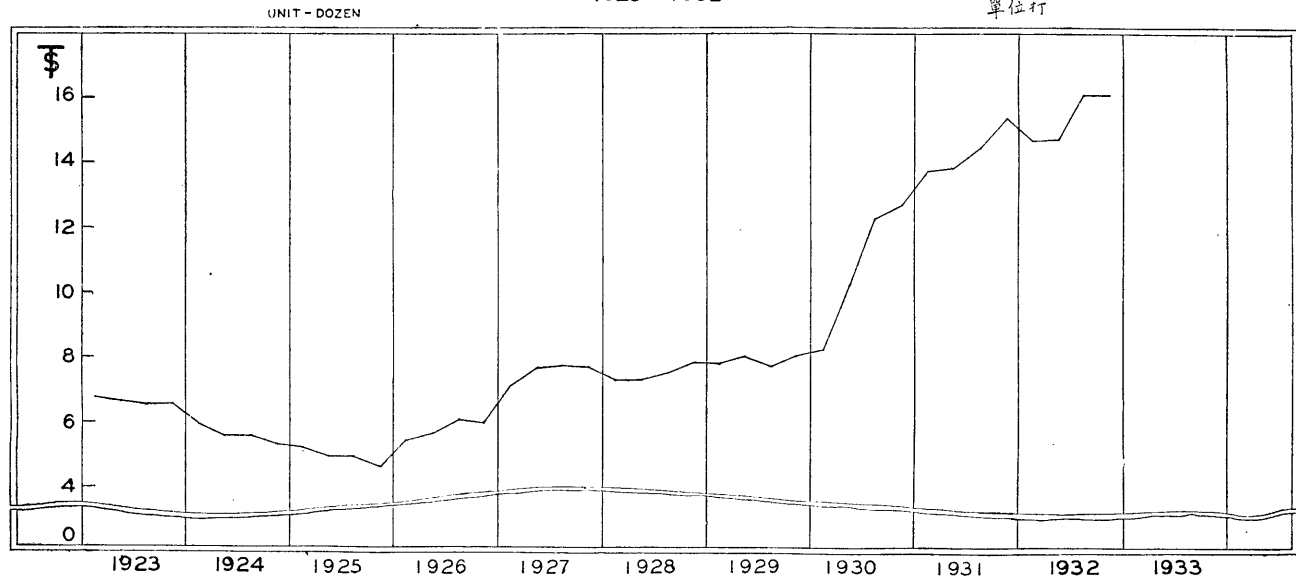


化粧品 COSMETICS & TOILET PREPARATIONS

躉售市價 (單位兩) — Wholesale Price (Shanghai Tls.)

| 名稱 Name | 單位 Unit | 年份 Year | 一月 Jan. | 二月 Feb. | 三月 March | 平均 Qrly. Average | 四月 April | 五月 May | 六月 June | 平均 Qrly. Average | 七月 July | 八月 Aug. | 九月 Sept. | 平均 Qrly. Average | 十月 Oct. | 十一月 Nov. | 十二月 Dec. | 平均 Qrly. Average | 總平均 Year's Average | |
|---|------------|------------|------------|------------|-------------|------------------------|-------------|-----------|------------|------------------------|------------|------------|-------------|------------------------|------------|-------------|-------------|------------------------|--------------------------|--------|
| 檀香水, 利盛 (法) Extract Sandal Central China Import Co. (France) | 打 Dozen | 十二年1923 | 6.500 | 6.625 | 6.950 | 6.692 | 6.750 | 6.562 | 6.500 | 6.604 | 6.437 | 6.500 | 6.500 | 6.479 | 6.500 | 6.500 | 6.500 | 6.500 | 6.500 | 6.569 |
| | | 十三年1924 | 6.500 | 5.500 | 5.500 | 5.833 | 5.500 | 5.500 | 5.500 | 5.500 | 5.500 | 5.500 | 5.500 | 5.500 | 5.500 | 5.250 | 5.250 | 5.250 | 5.250 | 5.521 |
| | | 十四年1925 | 5.250 | 5.375 | 5.250 | 5.292 | 5.000 | 5.000 | 5.000 | 5.000 | 5.000 | 5.000 | 5.000 | 5.000 | 5.000 | 4.750 | 4.500 | 4.750 | 4.667 | 4.990 |
| | | 十五年1926 | 5.062 | 5.625 | 5.725 | 5.471 | 5.750 | 5.625 | 5.750 | 5.708 | 6.250 | 6.000 | ... | 6.125 | 6.000 | 6.000 | 6.000 | 6.000 | 6.000 | 5.826 |
| | | 十六年1927 | 6.000 | 7.750 | 7.750 | 7.167 | 7.625 | 7.750 | 7.725 | 7.700 | 7.750 | 7.750 | 7.750 | 7.750 | 7.750 | 7.750 | 7.750 | 7.625 | 7.708 | 7.581 |
| | | 十七年1928 | 7.300 | 7.400 | 7.275 | 7.325 | 7.362 | 7.375 | 7.325 | 7.354 | 7.375 | 7.575 | 7.687 | 7.546 | 7.800 | 7.825 | 7.950 | 7.858 | 7.521 | |
| | | 十八年1929 | 7.800 | 7.675 | 8.050 | 7.842 | 8.275 | 7.950 | 7.838 | 8.021 | 7.700 | 7.775 | 7.875 | 7.783 | 7.938 | 8.025 | 8.125 | 8.029 | 7.919 | |
| | | 十九年1930 | 7.950 | 8.125 | 8.750 | 8.275 | 9.625 | 10.125 | 11.125 | 10.292 | 11.875 | 12.250 | 12.875 | 12.333 | 12.750 | 12.750 | 12.750 | 12.750 | 12.750 | 10.913 |
| | | 二十年1931 | 13.375 | 13.875 | 14.125 | 13.792 | 14.000 | 13.875 | 13.750 | 13.875 | 14.125 | 14.375 | 14.875 | 14.458 | 15.375 | 15.500 | 15.125 | 15.333 | 14.364 | |
| | | 廿一年1932 | 14.875 | ... | 14.500 | 14.687 | 14.250 | 14.625 | 15.250 | 14.708 | 15.750 | 16.125 | 16.375 | 16.083 | 16.000 | 16.000 | 16.250 | 16.083 | 15.390 | |

法國利盛公司檀香水在滬之躉售市價
PRICE OF FRENCH EXTRACT SANDAL
民國十二年至廿一年
1923 - 1932

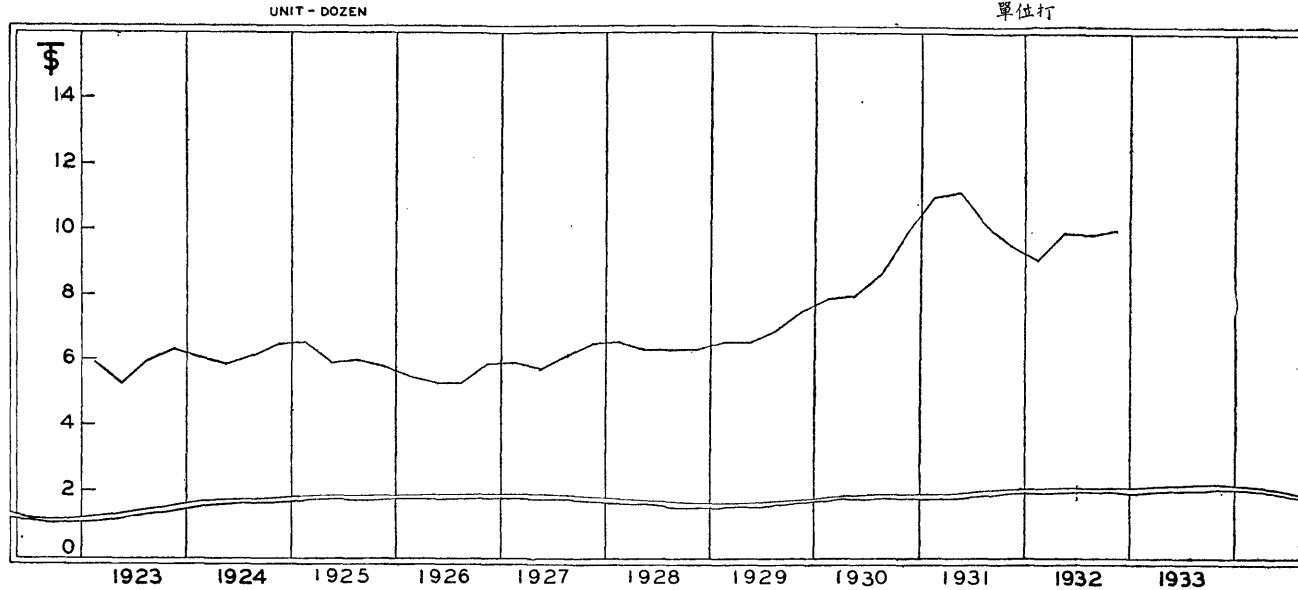


化粧品 COSMETICS & TOILET PREPARATIONS

躉售市價 (單位兩)—Wholesale Price (Shanghai Tls.)

| 名稱 Name | 單位 Unit | 年份 Year | 一月 Jan. | 二月 Feb. | 三月 March | 平均 Qrly. Average | 四月 April | 五月 May | 六月 June | 平均 Qrly. Average | 七月 July | 八月 Aug. | 九月 Sept. | 平均 Qrly. Average | 十月 Oct. | 十一月 Nov. | 十二月 Dec. | 平均 Qrly. Average | 總平均 Year's Average | |
|---|---------------------------------------|------------|------------|------------|-------------|------------------------|-------------|-----------|------------|------------------------|------------|------------|-------------|------------------------|------------|-------------|-------------|------------------------|--------------------------|--------|
| 白玉霜, 旁氏, (美) Face Cream, Pond's, (U. S. A.) | 打 (大號) Dozen (Large size) | 十二年1923 | 5.987 | 5.975 | 5.700 | 5.887 | 5.250 | 5.087 | 5.420 | 5.252 | 5.750 | 6.000 | 6.240 | 5.997 | 6.400 | 6.400 | 6.300 | 6.367 | 5.876 | |
| | | 十三年1924 | 6.300 | 6.000 | 5.975 | 6.092 | 5.900 | 5.800 | 5.800 | 5.833 | 6.000 | 6.000 | 6.500 | 6.167 | 6.500 | 6.500 | 6.500 | 6.500 | 6.500 | 6.148 |
| | | 十四年1925 | 6.500 | 6.500 | 6.500 | 6.500 | 5.950 | 5.950 | ... | 5.950 | 6.000 | 6.000 | 6.000 | 6.000 | 6.000 | 6.000 | 5.700 | 5.700 | 5.800 | 6.063 |
| | | 十五年1926 | 5.700 | 5.500 | 5.250 | 5.483 | 5.300 | 5.200 | 5.200 | 5.233 | 5.200 | 5.250 | 5.500 | 5.317 | 5.800 | 5.800 | 6.000 | 5.867 | 5.475 | 6.063 |
| | | 十六年1927 | 6.000 | 6.000 | 5.900 | 5.967 | 5.800 | 5.800 | 5.600 | 5.733 | 5.800 | 6.150 | 6.600 | 6.183 | 6.550 | 6.500 | 6.500 | 6.500 | 6.517 | 6.100 |
| | | 十七年1928 | 6.500 | 6.600 | 6.600 | 6.567 | 6.500 | 6.250 | 6.250 | 6.333 | 6.250 | 6.250 | 6.250 | 6.250 | 6.250 | 6.300 | 6.225 | 6.300 | 6.275 | 6.356 |
| | | 十八年1929 | 6.200 | 6.725 | 6.500 | 6.475 | 6.500 | 6.500 | 6.400 | 6.467 | 6.600 | 7.000 | 7.000 | 6.867 | 7.500 | 7.500 | 7.500 | 7.500 | 7.500 | 6.827 |
| | | 十九年1930 | 7.600 | 8.000 | 8.000 | 7.867 | 8.000 | 8.000 | 8.000 | 8.000 | 8.000 | 8.500 | 8.625 | 9.000 | 8.708 | 9.500 | 10.000 | 10.000 | 9.833 | 8.602 |
| | | 二十年1931 | 11.000 | 11.000 | 11.000 | 11.000 | 11.500 | 11.000 | 11.000 | 11.167 | 11.000 | 10.000 | 10.000 | 10.000 | 10.333 | 10.000 | 9.500 | 9.250 | 9.583 | 10.521 |
| | | 廿一年1932 | 9.250 | ... | 9.000 | 9.125 | 10.000 | 10.000 | 10.000 | 9.750 | 9.917 | 9.750 | 9.875 | 10.000 | 9.875 | 10.000 | 10.000 | 10.000 | 10.000 | 9.729 |

美國大號旁氏白玉霜在滬之躉售市價
PRICE OF AMERICAN POND'S FACE CREAM
民國十二年至廿一年
1923 - 1932

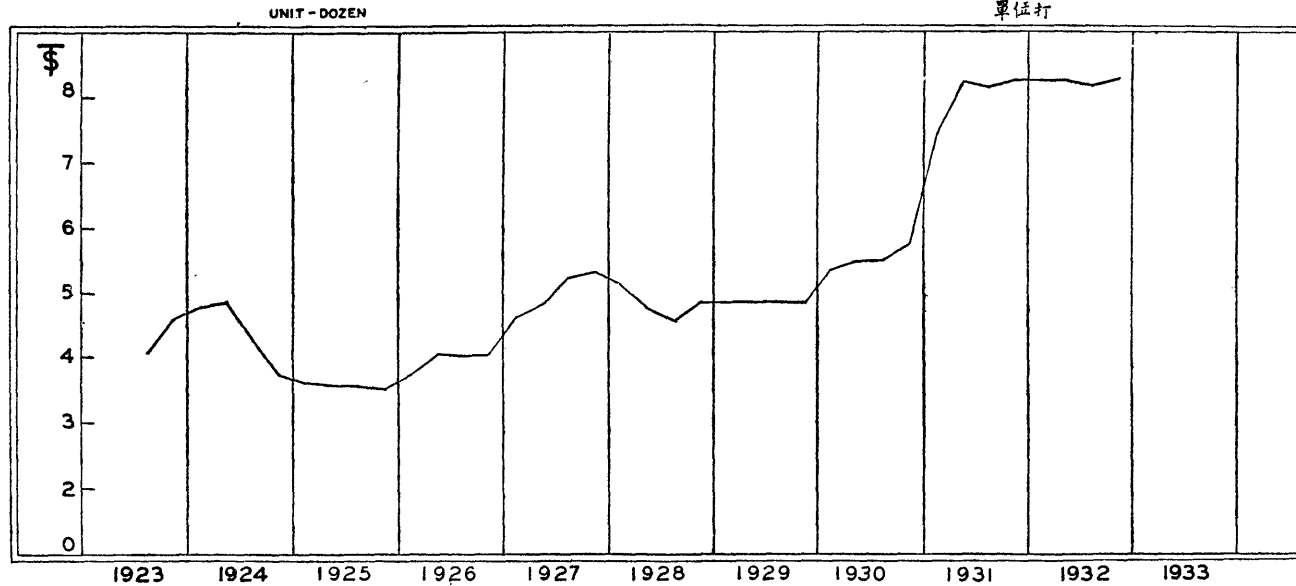


化粧品 COSMETICS & TOILET PREPARATIONS

躉售市價(單位兩)—Wholesale Price (Shanghai Tls.)

| 名稱 Name | 單位 Unit | 年份 Year | 一月 Jan. | 二月 Feb. | 三月 March | 平均 Qrly. Average | 四月 April | 五月 May | 六月 June | 平均 Qrly. Average | 七月 July | 八月 Aug. | 九月 Sept. | 平均 Qrly. Average | 十月 Oct. | 十一月 Nov. | 十二月 Dec. | 平均 Qrly. Average | 總平均 Year's Average | | |
|---|---------------------------------------|------------|------------|------------|-------------|------------------------|-------------|-----------|------------|------------------------|------------|------------|-------------|------------------------|------------|-------------|-------------|------------------------|--------------------------|-------|-------|
| 牙粉, 珂路粉, (美) Tooth Powder, Colgate (U. S. A.) | 打 (大號) Dozen (Large Size) | 十二年1923 | | | | | | | | | 4.000 | 3.683 | 4.500 | 4.061 | 4.500 | 4.500 | 4.750 | 4.583 | | | |
| | | 十三年1924 | 4.750 | 4.750 | ... | 4.750 | 4.862 | 4.810 | 4.850 | 4.841 | 4.850 | 4.000 | 4.000 | 4.283 | 4.000 | 3.600 | 3.550 | 3.717 | 4.398 | | |
| | | 十四年1925 | 3.600 | 3.700 | 3.600 | 3.633 | 3.600 | 3.600 | ... | 3.600 | 3.600 | 3.600 | 3.600 | 3.600 | 3.600 | 3.600 | 3.550 | 3.500 | 3.550 | 3.596 | |
| | | 十五年1926 | 3.550 | 3.800 | 4.000 | 3.783 | 3.675 | 4.300 | 4.300 | 4.092 | 4.150 | 4.150 | 3.850 | 4.050 | 3.850 | 3.850 | 4.050 | 4.350 | 4.083 | 4.002 | |
| | | 十六年1927 | 4.350 | 4.750 | 4.750 | 4.617 | 4.750 | 4.750 | 5.000 | 4.833 | 5.250 | 5.250 | 5.250 | 5.250 | 5.250 | 5.250 | 5.350 | 5.400 | 5.333 | 5.008 | |
| | | 十七年1928 | 5.400 | 5.400 | 4.750 | 5.183 | ... | 4.750 | 4.750 | 4.750 | 4.600 | 4.525 | 4.575 | 4.567 | 4.750 | 4.800 | 4.950 | 4.833 | 4.833 | 4.833 | |
| | | 十八年1929 | 4.750 | 4.875 | 4.900 | 4.842 | 4.775 | 4.825 | 5.028 | 4.876 | 5.000 | 4.850 | 4.750 | 4.867 | 4.825 | 4.850 | 4.850 | 4.850 | 4.842 | 4.857 | |
| | | 十九年1930 | 4.925 | 5.500 | 5.500 | 5.308 | 5.500 | 5.500 | 5.500 | 5.500 | 5.500 | 5.500 | 5.500 | 5.500 | 5.500 | 5.500 | 5.750 | 6.050 | 5.767 | 5.519 | |
| | | 二十年1931 | 6.625 | 7.500 | 8.125 | 7.417 | 8.250 | 8.250 | 8.250 | 8.250 | 8.250 | 8.000 | 8.250 | 8.250 | 8.167 | 8.250 | 8.250 | 8.250 | 8.250 | 8.250 | 8.021 |
| | | 廿一年1932 | 8.250 | ... | 8.250 | 8.250 | 8.250 | 8.250 | 8.250 | 8.250 | 8.250 | 8.100 | 8.100 | 8.250 | 8.150 | 8.250 | 8.250 | 8.250 | 8.250 | 8.250 | 8.225 |

美國大號珂路粉牙粉在滬之躉售市價
PRICE OF AMERICAN COLGATE TOOTH POWDER
民國十二年至廿一年
1923-1932

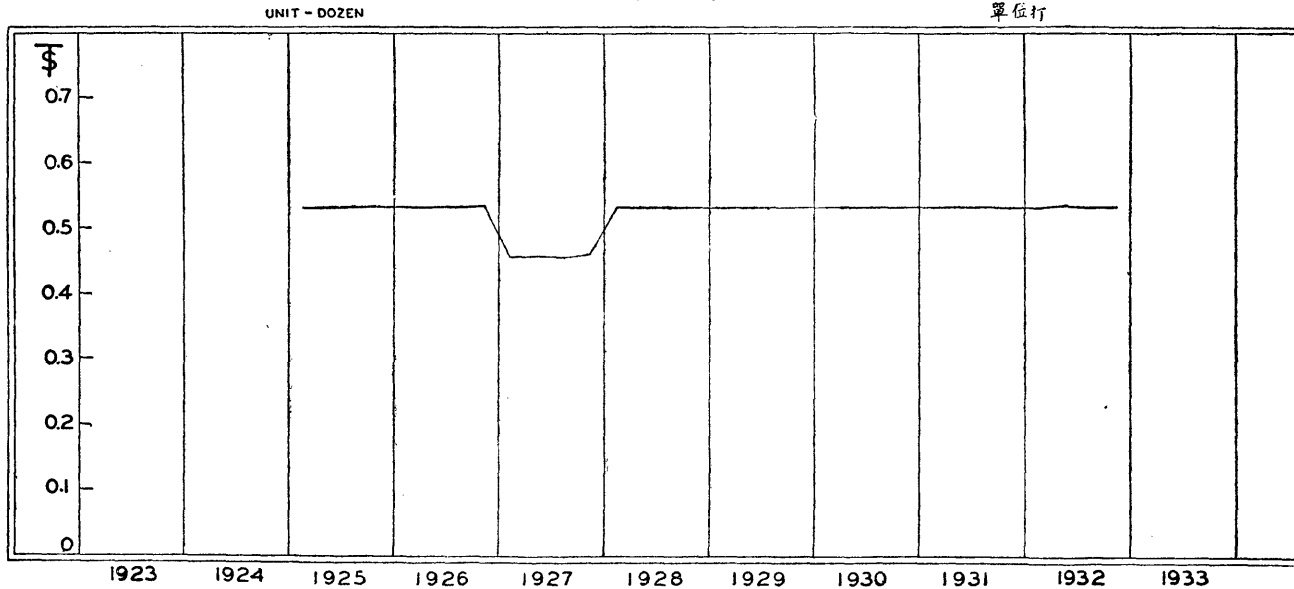


化粧品 COSMETICS & TOILET PREPARATIONS

躉售市價 (單位兩)—Wholesale Price (Shanghai Tls.)

| 名稱 Name | 單位 Unit | 年份 Year | 一月 Jan. | 二月 Feb. | 三月 March | 平均 Qrly. Average | 四月 April | 五月 May | 六月 June | 平均 Qrly. Average | 七月 July | 八月 Aug. | 九月 Sept. | 平均 Qrly. Average | 十月 Oct. | 十一月 Nov. | 十二月 Dec. | 平均 Qrly. Average | 總平均 Year's Average | | | |
|--|------------|------------|------------|------------|-------------|------------------------|-------------|-----------|------------|------------------------|------------|------------|-------------|------------------------|------------|-------------|-------------|------------------------|--------------------------|-------|-------|-------|
| 牙粉,紙袋,無敵牌 Tooth Powder, Butterfly Brand (China) | 打 Dozen | 十二年1923 | | | | | | | | | | | | | | | | | | | | |
| | | 十三年1924 | | | | | | | | | | | | | | | | | | | | |
| | | 十四年1925 | 0.532 | 0.532 | 0.532 | 0.532 | 0.532 | 0.532 | 0.532 | ... | 0.532 | 0.533 | 0.533 | 0.533 | 0.533 | 0.533 | 0.533 | 0.533 | 0.533 | 0.533 | 0.532 | |
| | | 十五年1926 | 0.533 | 0.533 | 0.533 | 0.533 | 0.533 | 0.533 | 0.533 | 0.533 | 0.533 | 0.533 | 0.533 | 0.533 | 0.533 | 0.533 | 0.533 | 0.533 | 0.533 | 0.533 | 0.533 | |
| | | 十六年1927 | 0.461 | 0.454 | 0.457 | 0.457 | 0.460 | 0.460 | 0.460 | 0.458 | 0.459 | 0.457 | 0.456 | 0.456 | 0.456 | 0.459 | 0.461 | 0.459 | 0.460 | 0.458 | 0.458 | |
| | | 十七年1928 | 0.533 | 0.533 | 0.533 | 0.533 | 0.533 | 0.533 | 0.533 | 0.533 | 0.533 | 0.533 | 0.533 | 0.533 | 0.533 | 0.533 | 0.533 | 0.533 | 0.533 | 0.533 | 0.533 | 0.533 |
| | | 十八年1929 | 0.533 | 0.533 | 0.533 | 0.533 | 0.533 | 0.533 | 0.533 | 0.533 | 0.533 | 0.533 | 0.533 | 0.533 | 0.533 | 0.533 | 0.533 | 0.533 | 0.533 | 0.533 | 0.533 | 0.533 |
| | | 十九年1930 | 0.533 | 0.533 | 0.533 | 0.533 | 0.533 | 0.533 | 0.533 | 0.533 | 0.533 | 0.533 | 0.533 | 0.533 | 0.533 | 0.533 | 0.533 | 0.533 | 0.533 | 0.533 | 0.533 | 0.533 |
| | | 二十年1931 | 0.533 | 0.533 | 0.533 | 0.533 | 0.533 | 0.533 | 0.533 | 0.533 | 0.533 | 0.533 | 0.533 | 0.533 | 0.533 | 0.533 | 0.533 | 0.533 | 0.533 | 0.533 | 0.533 | 0.533 |
| | | 廿一年1932 | 0.533 | ... | 0.533 | 0.533 | 0.533 | 0.533 | 0.537 | 0.534 | 0.536 | 0.536 | 0.533 | 0.533 | 0.533 | 0.533 | 0.533 | 0.533 | 0.533 | 0.533 | 0.533 | 0.534 |

上海紙袋無敵牌牙粉之躉售市價
PRICE OF BUTTERFLY BRAND TOOTH POWDER
民國十四年至廿一年
1925 - 1932

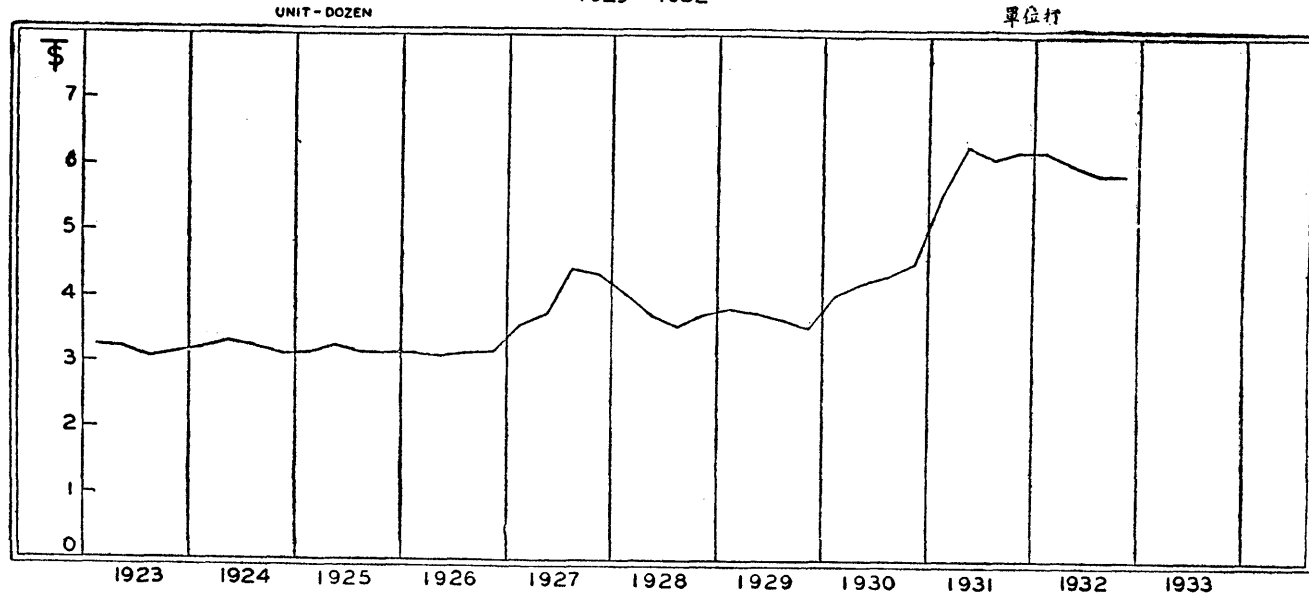


化粧品 COSMETICS & TOILET PREPARATIONS

躉售市價 (單位兩)—Wholesale Price (Shanghai Tls.)

| 名稱 Name | 單位 Unit | 年份 Year | 一月 Jan. | 二月 Feb. | 三月 March | 平均 Qrly. Average | 四月 April | 五月 May | 六月 June | 平均 Qrly. Average | 七月 July | 八月 Aug. | 九月 Sept. | 平均 Qrly. Average | 十月 Oct. | 十一月 Nov. | 十二月 Dec. | 平均 Qrly. Average | 總平均 Year's Average | | |
|--|------------|------------|------------|------------|-------------|------------------------|-------------|-----------|------------|------------------------|------------|------------|-------------|------------------------|------------|-------------|-------------|------------------------|--------------------------|-------|-------|
| 牙膏, 珂路舒, 大號 (美) Dental Cream, Ribbon, Colgate (U. S. A.) | 打 Dozen | 十二年1923 | 3.200 | 3.250 | 3.320 | 3.257 | ... | 3.250 | 3.208 | 3.229 | 3.083 | 3.083 | 3.100 | 3.089 | 3.167 | 3.167 | 3.125 | 3.153 | 3.182 | | |
| | | 十三年1924 | 3.114 | 3.277 | 3.260 | 3.217 | 3.302 | 3.250 | 3.400 | 3.317 | 3.200 | 3.200 | 3.400 | 3.267 | 3.200 | 3.200 | 3.100 | 3.133 | 3.233 | | |
| | | 十四年1925 | 3.100 | 3.250 | 3.100 | 3.150 | 3.250 | 3.225 | ... | 3.237 | 3.150 | 3.150 | 3.150 | 3.150 | 3.112 | 3.125 | 3.100 | 3.112 | 3.162 | | |
| | | 十五年1926 | 3.125 | 3.100 | ... | 3.112 | 3.083 | 3.000 | 2.917 | 3.000 | 3.165 | 3.160 | 3.125 | 3.150 | 3.145 | 3.175 | 3.250 | 3.190 | 3.113 | 3.113 | |
| | | 十六年1927 | 3.250 | 3.750 | 3.750 | 3.583 | 3.750 | 3.750 | 3.750 | 3.750 | 4.275 | 4.500 | 4.625 | 4.467 | 4.550 | 4.550 | 4.087 | 4.396 | 4.049 | 4.049 | |
| | | 十七年1928 | 4.250 | 4.125 | 3.850 | 4.075 | 3.750 | 3.750 | 3.625 | 3.708 | 3.550 | 3.500 | 3.575 | 3.542 | 3.800 | 3.775 | 3.700 | 3.758 | 3.771 | 3.771 | |
| | | 十八年1929 | 3.750 | 3.825 | 3.845 | 3.807 | 3.800 | 3.750 | 3.800 | 3.783 | 3.750 | 3.675 | 3.650 | 3.692 | 3.650 | 3.650 | 3.650 | 3.650 | 3.650 | 3.733 | 3.733 |
| | | 十九年1930 | 3.700 | 4.250 | 4.250 | 4.067 | 4.250 | 4.250 | 4.250 | 4.250 | 4.250 | 4.250 | 4.400 | 4.400 | 4.350 | 4.500 | 4.500 | 4.625 | 4.542 | 4.302 | 4.302 |
| | | 二十年1931 | 4.925 | 5.625 | 6.250 | 5.600 | 6.500 | 6.250 | 6.250 | 6.333 | 6.000 | 6.250 | 6.250 | 6.167 | 6.250 | 6.250 | 6.250 | 6.250 | 6.250 | 6.087 | 6.087 |
| | | 廿一年1932 | 6.250 | ... | 6.250 | 6.250 | 6.250 | 6.250 | 6.000 | 6.000 | 6.083 | 5.900 | 5.925 | 5.900 | 5.908 | 5.900 | 5.900 | 5.900 | 5.900 | 6.035 | 6.035 |

美國大號珂路舒牙膏在滬之躉售市價
PRICE OF AMERICAN COLGATE RIBBON DENTAL CREAM
民國十二年至廿一年
1923 - 1932

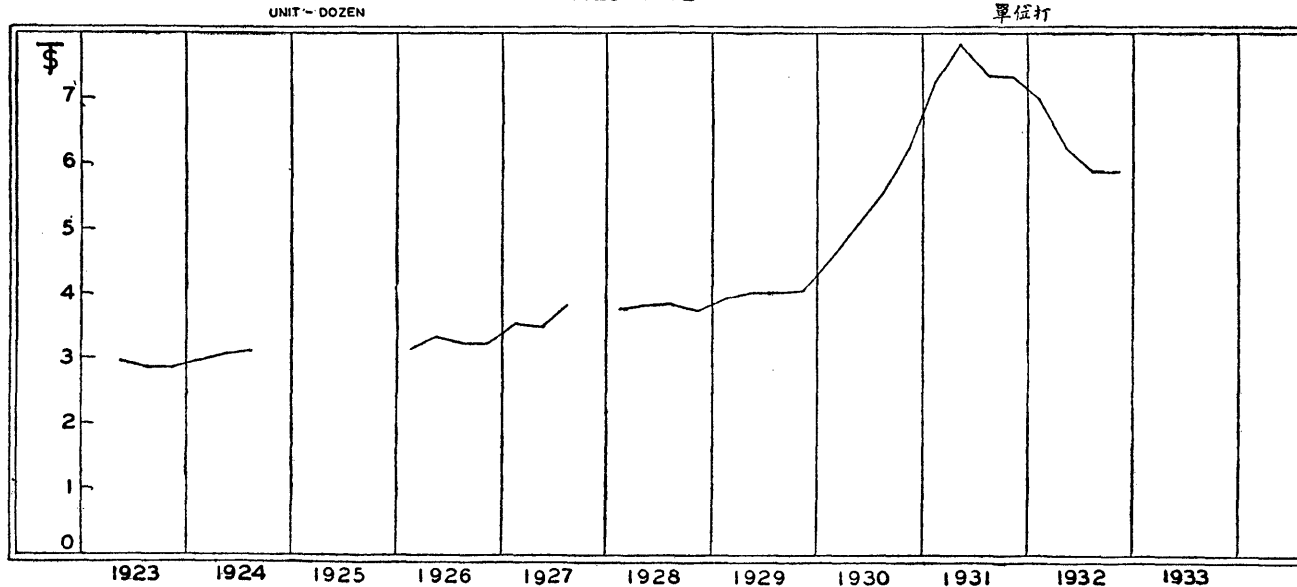


化粧品 COSMETICS & TOILET PREPARATIONS

躉售市價(單位兩)—Wholesale Price (Shanghai Tls.)

| 名稱 Name | 單位 Unit | 年份 Year | 一月 Jan. | 二月 Feb. | 三月 March | 平均 Qrly. Average | 四月 April | 五月 May | 六月 June | 平均 Qrly. Average | 七月 July | 八月 Aug. | 九月 Sept. | 平均 Qrly. Average | 十月 Oct. | 十一月 Nov. | 十二月 Dec. | 平均 Qrly. Average | 總平均 Year's Average | | |
|--|----------------------|------------|------------|------------|-------------|------------------------|-------------|-----------|------------|------------------------|------------|------------|-------------|------------------------|------------|-------------|-------------|------------------------|--------------------------|-------|--|
| 藥水皂,老牌(英) Soap, Carbolic (Great Britain) | 打 Dozen pieces | 十二年1923 | | | | | 3.000 | 2.950 | 2.860 | 2.937 | 2.825 | 2.825 | 2.850 | 2.833 | 2.812 | 2.817 | 2.850 | 2.826 | | | |
| | | 十三年1924 | 2.787 | 3.067 | 2.987 | 2.947 | 3.000 | 3.040 | 3.125 | 3.055 | 3.100 | 3.100 | 3.100 | 3.100 | | | | | | | |
| | | 十四年1925 | 3.750 | 3.200 | 3.100 | 3.350 | | | | | | | | | | | | | | | |
| | | 十五年1926 | 3.100 | 3.150 | 3.175 | 3.142 | 3.275 | 3.350 | 3.350 | 3.325 | 3.250 | 3.225 | 3.200 | 3.225 | 3.200 | 3.275 | 3.200 | 3.225 | 3.225 | 3.229 | |
| | | 十六年1927 | 3.200 | 3.750 | 3.725 | 3.558 | 3.500 | 3.500 | 3.500 | 3.500 | 3.500 | 4.000 | 4.000 | 3.833 | ... | ... | ... | ... | ... | 3.630 | |
| | | 十七年1928 | 3.798 | 3.783 | 3.791 | 3.791 | 3.819 | 3.811 | 3.788 | 3.806 | 3.825 | 3.875 | 3.950 | 3.883 | 3.875 | 3.775 | 3.625 | 3.758 | 3.758 | 3.809 | |
| | | 十八年1929 | 3.750 | 3.950 | 4.050 | 3.917 | 4.025 | 4.013 | 4.000 | 4.013 | 4.025 | 4.013 | 4.125 | 4.054 | 4.038 | 4.100 | 4.125 | 4.088 | 4.088 | 4.018 | |
| | | 十九年1930 | 4.225 | 4.625 | 4.800 | 4.550 | 4.920 | 5.025 | 5.075 | 5.008 | 5.275 | 5.625 | 5.750 | 5.550 | 6.125 | 6.250 | 6.500 | 6.292 | 6.292 | 5.350 | |
| | | 二十年1931 | 6.750 | 7.125 | 7.875 | 7.250 | 7.950 | 7.800 | 7.750 | 7.833 | 7.500 | 7.250 | 7.250 | 7.333 | 7.500 | 7.250 | 7.250 | 7.333 | 7.333 | 7.437 | |
| | | 廿一年1932 | 7.000 | ... | 7.000 | 7.000 | 6.600 | 6.125 | 6.000 | 6.242 | 6.000 | 5.850 | 5.750 | 5.867 | 5.900 | 5.900 | 5.750 | 5.850 | 5.850 | 6.240 | |

英國老牌藥水皂在滬之躉售市價
PRICE OF BRITISH CARBOLIC SOAP
民國十二年至廿一年
1923-1932

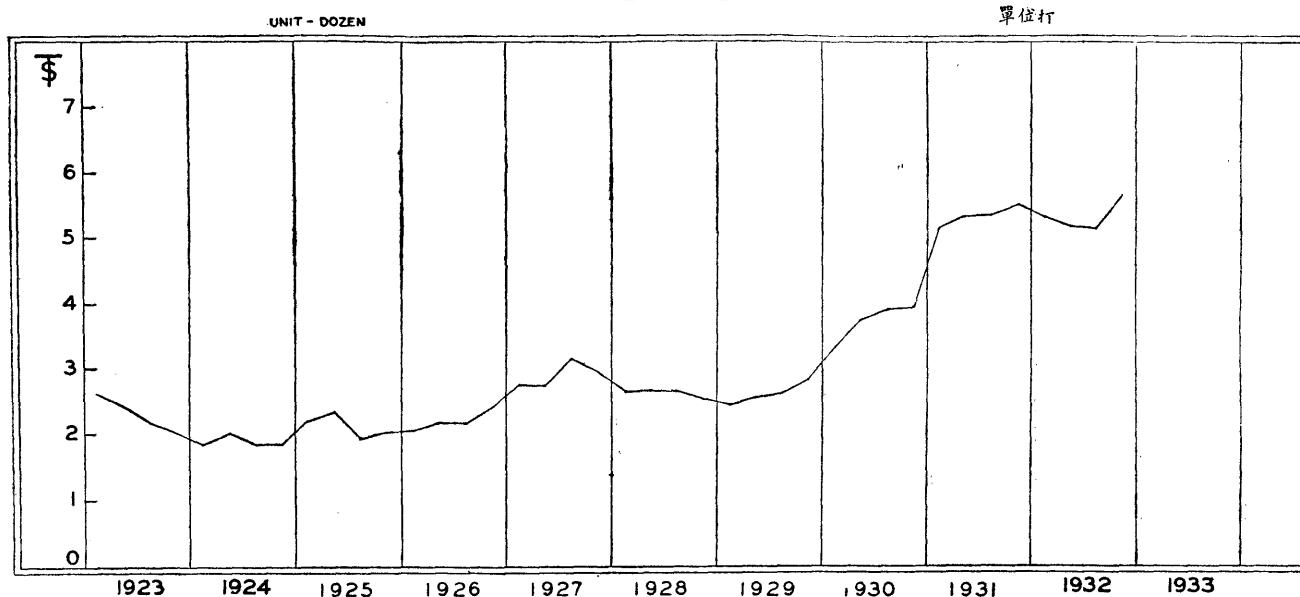


化粧品 COSMETICS & TOILET PREPARATIONS

躉售市價 (單位兩)—Wholesale Price (Shanghai Tls.)

| 名稱 Name | 單位 Unit | 年份 Year | 一月 Jan. | 二月 Feb. | 三月 March | 平均 Qrly. Average | 四月 April | 五月 May | 六月 June | 平均 Qrly. Average | 七月 July | 八月 Aug. | 九月 Sept. | 平均 Qrly. Average | 十月 Oct. | 十一月 Nov. | 十二月 Dec. | 平均 Qrly. Average | 總平均 Year's Average | |
|--|----------------------|------------|------------|------------|-------------|------------------------|-------------|-----------|------------|------------------------|------------|------------|-------------|------------------------|------------|-------------|-------------|------------------------|--------------------------|-------|
| 檀香皂, 大號 (法) Sandal Soap, No. 773, Harvie Cooke & Co. (France) | 打 Dozen Pieces | 十二年1923 | 2.687 | 2.675 | 2.525 | 2.629 | 2.425 | 2.437 | 2.420 | 2.427 | 2.200 | 2.212 | 2.160 | 2.191 | 2.094 | 2.017 | 1.950 | 2.020 | 2.317 | |
| | | 十三年1924 | 1.875 | 1.833 | 1.800 | 1.836 | 2.000 | 2.030 | 3.012 | 2.014 | 1.850 | 1.850 | 1.850 | 1.850 | 1.850 | 1.850 | 1.850 | 1.850 | 1.850 | 1.887 |
| | | 十四年1925 | 2.100 | 2.200 | 2.300 | 2.200 | 2.325 | 2.325 | ... | 2.325 | 1.900 | 1.925 | 1.925 | 1.917 | 1.975 | 2.000 | 2.162 | 2.046 | 2.122 | |
| | | 十五年1926 | 1.925 | 2.100 | 2.175 | 2.067 | 2.150 | 2.250 | 2.175 | 2.192 | 2.200 | 2.200 | 2.100 | 2.167 | 2.225 | 2.500 | 2.500 | 2.408 | 2.208 | |
| | | 十六年1927 | 2.650 | 2.750 | 2.725 | 2.708 | 2.725 | 2.700 | 2.825 | 2.750 | 2.950 | 3.200 | 3.400 | 3.183 | 2.950 | 2.950 | 2.050 | 2.950 | 2.898 | |
| | | 十七年1928 | 2.662 | 2.687 | 2.613 | 2.654 | 2.637 | 2.687 | 2.662 | 2.662 | 2.612 | 2.637 | 2.575 | 2.608 | 2.512 | 2.575 | 2.525 | 2.537 | 2.615 | |
| | | 十八年1929 | 2.537 | 2.587 | 2.575 | 2.566 | 2.550 | 2.575 | 2.550 | 2.558 | 2.563 | 2.613 | 2.663 | 2.613 | 2.725 | 2.875 | 2.938 | 2.846 | 2.646 | |
| | | 十九年1930 | 3.013 | 3.425 | 3.513 | 3.317 | 3.625 | 3.725 | 3.750 | 3.700 | 3.875 | 3.928 | 3.900 | 3.901 | 3.915 | 3.963 | 4.000 | 3.959 | 3.721 | |
| | | 二十年1931 | 4.575 | 5.125 | 5.625 | 5.108 | 5.575 | 5.350 | 5.125 | 5.350 | 5.275 | 5.375 | 5.450 | 5.367 | 5.500 | 5.525 | 5.525 | 5.517 | 5.360 | |
| | | 廿一年1932 | 5.300 | ... | 5.350 | 5.325 | 5.250 | 5.250 | 5.050 | 5.183 | 5.000 | 5.113 | 5.325 | 5.146 | 5.475 | 5.700 | 5.750 | 5.642 | 5.324 | |

法國噠厘公司大號檀香皂在滬之躉售市價
PRICE OF FRENCH NO. 773 SANDAL SOAP
民國十二年至廿一年
1923 - 1932

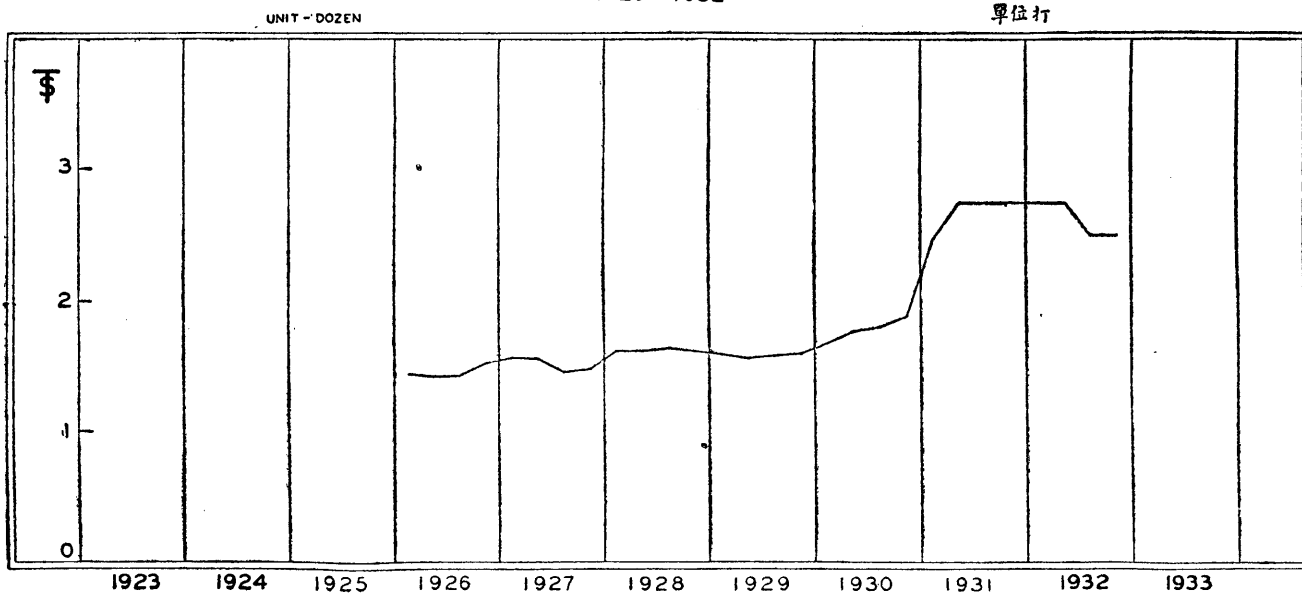


化粧品 COSMETICS & TOILET PREPARATIONS

躉售市價 (單位兩) — Wholesale Price (Shanghai Tls.)

| 名稱 Name | 單位 Unit | 年份 Year | 一月 Jan. | 二月 Feb. | 三月 March | 平均 Qrly. Average | 四月 April | 五月 May | 六月 June | 平均 Qrly. Average | 七月 July | 八月 Aug. | 九月 Sept. | 平均 Qrly. Average | 十月 Oct. | 十一月 Nov. | 十二月 Dec. | 平均 Qrly. Average | 總平均 Year's Average | | |
|--|----------------------|------------|------------|------------|-------------|------------------------|-------------|-----------|------------|------------------------|------------|------------|-------------|------------------------|------------|-------------|-------------|------------------------|--------------------------|-------|-------|
| 棕欖皂, 棕欖公司 (美) Soap, Olive, (U. S. A.) | 打 Dozen pieces | 十二年1923 | | | | | | | | | | | | | | | | | | | |
| | | 十三年1924 | | | | | | | | | | | | | | | | | | | |
| | | 十四年1925 | | | | | | | | | | | | | | | | | | | |
| | | 十五年1926 | 1.450 | 1.450 | 1.425 | 1.442 | 1.437 | 1.450 | 1.437 | 1.441 | 1.430 | 1.425 | 1.437 | 1.431 | 1.488 | 1.538 | 1.550 | 1.525 | 1.460 | | |
| | | 十六年1927 | 1.550 | 1.600 | 1.550 | 1.567 | 1.500 | 1.550 | 1.450 | 1.500 | 1.450 | 1.450 | 1.450 | 1.450 | 1.475 | 1.475 | 1.475 | 1.475 | 1.475 | 1.498 | |
| | | 十七年1928 | 1.637 | 1.600 | 1.650 | 1.629 | 1.625 | 1.625 | 1.625 | 1.625 | 1.650 | 1.650 | 1.650 | 1.650 | 1.650 | 1.650 | 1.600 | 1.600 | 1.600 | 1.633 | 1.634 |
| | | 十八年1929 | 1.600 | 1.600 | 1.600 | 1.600 | 1.550 | 1.575 | 1.575 | 1.567 | 1.588 | 1.600 | 1.600 | 1.596 | 1.600 | 1.600 | 1.600 | 1.600 | 1.600 | 1.600 | 1.591 |
| | | 十九年1930 | 1.600 | 1.725 | 1.725 | 1.683 | 1.750 | 1.750 | 1.800 | 1.767 | 1.800 | 1.800 | 1.800 | 1.800 | 1.800 | 1.800 | 1.875 | 2.000 | 1.892 | 1.785 | |
| | | 二十年1931 | 2.250 | 2.450 | 2.750 | 2.483 | 2.750 | 2.750 | 2.750 | 2.750 | 2.750 | 2.750 | 2.750 | 2.750 | 2.750 | 2.750 | 2.750 | 2.750 | 2.750 | 2.750 | 2.683 |
| | | 廿一年1932 | 2.750 | ... | 2.750 | 2.750 | 2.750 | 2.750 | 2.750 | 2.750 | 2.750 | 2.500 | 2.500 | 2.500 | 2.500 | 2.500 | 2.500 | 2.500 | 2.500 | 2.500 | 2.650 |

美國棕欖皂在滬之躉售市價
PRICE OF AMERICAN OLIVE SOAP
民國十五年至廿一年
1926 - 1932

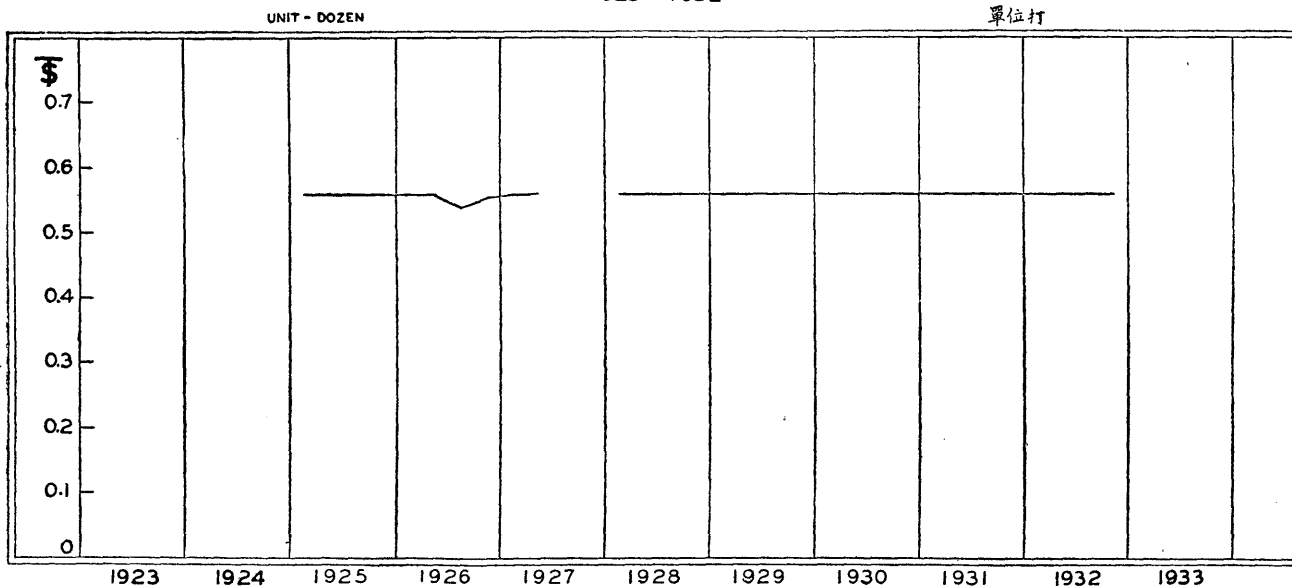


化粧品 COSMETICS & TOILET PREPARATIONS

躉售市價(單位兩)—Wholesale Price (Shanghai Tls.)

| 名稱 Name | 單位 Unit | 年份 Year | 一月 Jan. | 二月 Feb. | 三月 March | 平均 Qrly. Average | 四月 April | 五月 May | 六月 June | 平均 Qrly. Average | 七月 July | 八月 Aug. | 九月 Sept. | 平均 Qrly. Average | 十月 Oct. | 十一月 Nov. | 十二月 Dec. | 平均 Qrly. Average | 總平均 Year's Average | | |
|--|---------------------------------------|------------|------------|------------|-------------|------------------------|-------------|-----------|------------|------------------------|------------|------------|-------------|------------------------|------------|-------------|-------------|------------------------|--------------------------|-------|-------|
| 香皂, 芝蘭皂, 愛華極品 Toilet Soap, Spidendrum, (China) | 打 (大號) Dozen (Large size) | 十二年1923 | | | | | | | | | | | | | | | | | | | |
| | | 十三年1924 | | | | | | | | | | | | | | | | | | | |
| | | 十四年1925 | 0.560 | 0.560 | 0.560 | 0.560 | 0.560 | 0.560 | 0.560 | ... | 0.560 | 0.560 | 0.560 | 0.560 | 0.560 | 0.560 | 0.560 | 0.560 | 0.560 | 0.560 | 0.560 |
| | | 十五年1926 | 0.560 | 0.560 | 0.560 | 0.560 | 0.560 | 0.560 | 0.560 | 0.560 | 0.560 | 0.560 | 0.500 | 0.560 | 0.540 | 0.560 | 0.560 | 0.560 | 0.560 | 0.560 | 0.555 |
| | | 十六年1927 | 0.560 | 0.560 | 0.560 | 0.560 | 0.560 | 0.560 | 0.560 | 0.560 | 0.560 | 0.560 | 0.560 | 0.560 | 0.560 | 0.560 | 0.560 | 0.560 | 0.560 | 0.560 | 0.560 |
| | | 十七年1928 | 0.560 | 0.560 | 0.560 | 0.560 | 0.560 | 0.560 | 0.560 | 0.560 | 0.560 | 0.560 | 0.560 | 0.560 | 0.560 | 0.560 | 0.560 | 0.560 | 0.560 | 0.560 | 0.560 |
| | | 十八年1929 | 0.560 | 0.560 | 0.560 | 0.560 | 0.560 | 0.560 | 0.560 | 0.560 | 0.560 | 0.560 | 0.560 | 0.560 | 0.560 | 0.560 | 0.560 | 0.560 | 0.560 | 0.560 | 0.560 |
| | | 十九年1930 | 0.560 | 0.560 | 0.560 | 0.560 | 0.560 | 0.560 | 0.560 | 0.560 | 0.560 | 0.560 | 0.560 | 0.560 | 0.560 | 0.560 | 0.560 | 0.560 | 0.560 | 0.560 | 0.560 |
| | | 二十年1931 | 0.560 | 0.560 | 0.560 | 0.560 | 0.560 | 0.560 | 0.560 | 0.560 | 0.560 | 0.560 | 0.560 | 0.560 | 0.560 | 0.560 | 0.560 | 0.560 | 0.560 | 0.560 | 0.560 |
| | | 廿一年1932 | 0.560 | ... | 0.560 | 0.560 | 0.560 | 0.560 | 0.560 | 0.560 | 0.560 | 0.560 | 0.560 | 0.560 | 0.560 | 0.560 | 0.560 | 0.560 | 0.560 | 0.560 | 0.560 |

上海大號愛華極品芝蘭皂之躉售市價
PRICE OF SPIDENDRUM TOILET SOAP
民國十四年至廿一年
1925 - 1932

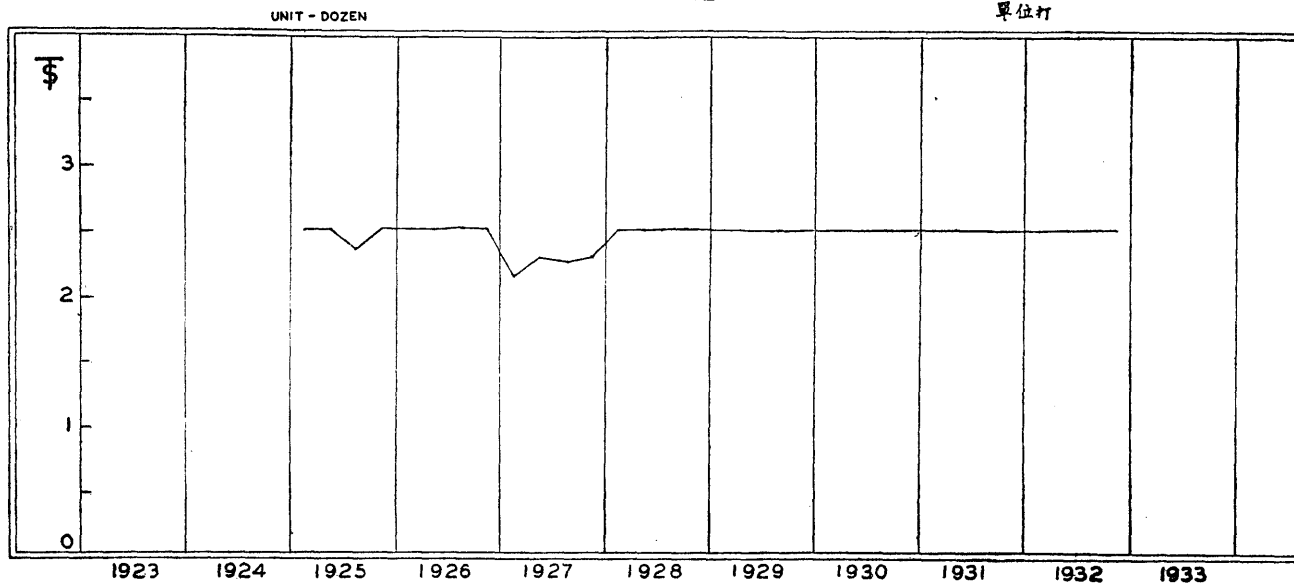


化粧品 COSMETICS & TOILET PREPARATIONS

躉售市價(單位兩)—Wholesale Price (Shanghai Tls.)

| 名稱 Name | 單位 Unit | 年份 Year | 一月 Jan. | 二月 Feb. | 三月 March | 平均 Qrly. Average | 四月 April | 五月 May | 六月 June | 平均 Qrly. Average | 七月 July | 八月 Aug. | 九月 Sept. | 平均 Qrly. Average | 十月 Oct. | 十一月 Nov. | 十二月 Dec. | 平均 Qrly. Average | 總平均 Year's Average | | | |
|---|-----------------------|------------|------------|------------|-------------|------------------------|-------------|-----------|------------|------------------------|------------|------------|-------------|------------------------|------------|-------------|-------------|------------------------|--------------------------|-------|-------|-------|
| 生髮油, 廣生雙妹 二號 Hair Oil, Girls Brand, No. 2 (China) | 打 Dozen bottles | 十二年1923 | | | | | | | | | | | | | | | | | | | | |
| | | 十三年1924 | | | | | | | | | | | | | | | | | | | | |
| | | 十四年1925 | 2.520 | 2.520 | 2.520 | 2.520 | 2.520 | 2.520 | 2.520 | ... | 2.520 | 2.100 | 2.520 | 2.520 | 2.380 | 2.520 | 2.520 | 2.520 | 2.520 | 2.520 | 2.485 | |
| | | 十五年1926 | 2.520 | 2.520 | 2.520 | 2.520 | 2.520 | 2.520 | 2.520 | 2.520 | 2.520 | 2.520 | 2.550 | 2.550 | 2.540 | 2.520 | 2.520 | 2.520 | 2.520 | 2.520 | 2.525 | |
| | | 十六年1927 | 2.108 | 2.076 | 2.297 | 2.160 | 2.313 | 2.316 | 2.303 | 2.311 | 2.300 | 2.294 | 2.294 | 2.294 | 2.296 | 2.309 | 2.320 | 2.309 | 2.309 | 2.313 | 2.270 | |
| | | 十七年1928 | 2.520 | 2.520 | 2.520 | 2.520 | 2.520 | 2.520 | 2.520 | 2.520 | 2.520 | 2.520 | 2.520 | 2.520 | 2.520 | 2.520 | 2.520 | 2.520 | 2.520 | 2.520 | 2.520 | 2.520 |
| | | 十八年1929 | 2.520 | 2.520 | 2.520 | 2.520 | 2.520 | 2.520 | 2.520 | 2.520 | 2.520 | 2.520 | 2.520 | 2.520 | 2.520 | 2.520 | 2.520 | 2.520 | 2.520 | 2.520 | 2.520 | 2.520 |
| | | 十九年1930 | 2.520 | 2.520 | 2.520 | 2.520 | 2.520 | 2.520 | 2.520 | 2.520 | 2.520 | 2.520 | 2.520 | 2.520 | 2.520 | 2.520 | 2.520 | 2.520 | 2.520 | 2.520 | 2.520 | 2.520 |
| | | 二十年1931 | 2.520 | 2.520 | 2.520 | 2.520 | 2.520 | 2.520 | 2.520 | 2.520 | 2.520 | 2.520 | 2.520 | 2.520 | 2.520 | 2.520 | 2.520 | 2.520 | 2.520 | 2.520 | 2.520 | 2.520 |
| | | 廿一年1932 | 2.520 | ... | 2.520 | 2.520 | 2.520 | 2.520 | 2.520 | 2.520 | 2.520 | 2.520 | 2.520 | 2.520 | 2.520 | 2.520 | 2.520 | 2.520 | 2.520 | 2.520 | 2.520 | 2.520 |

上海廣生二號雙妹牌生髮油之躉售市價
PRICE OF GIRLS BRAND NO. 2 HAIR OIL
民國十四年至廿一年
1925 - 1932

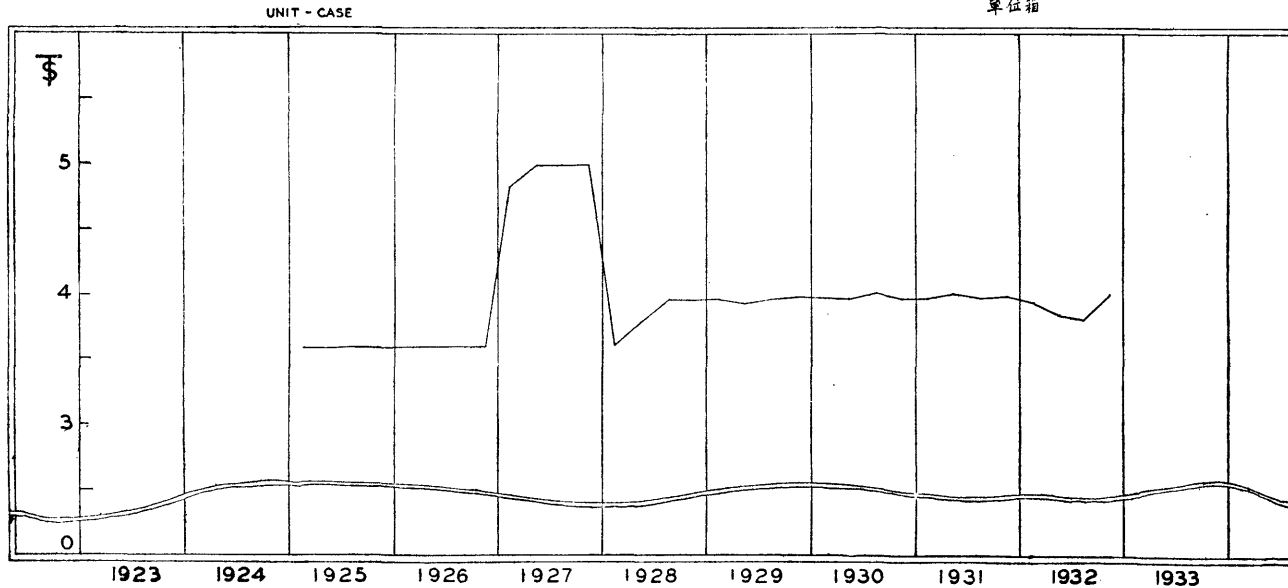


化粧品 COSMETICS & TOILET PREPARATIONS

躉售市價 (單位兩) — Wholesale Price (Shanghai Tls.)

| 名稱 Name | 單位 Unit | 年份 Year | 一月 Jan. | 二月 Feb. | 三月 March | 平均 Qrly. Average | 四月 April | 五月 May | 六月 June | 平均 Qrly. Average | 七月 July | 八月 Aug. | 九月 Sept. | 平均 Qrly. Average | 十月 Oct. | 十一月 Nov. | 十二月 Dec. | 平均 Qrly. Average | 總平均 Year's Average | | |
|--|--|------------|------------|------------|-------------|------------------------|-------------|-----------|------------|------------------------|------------|------------|-------------|------------------------|------------|-------------|-------------|------------------------|--------------------------|-------|-------|
| 洗衣塊皂, 五洲固本 Soap, Laundry International Soap Works (China) | 箱 (百廿塊) Case (60 Doublets) | 十二年1923 | | | | | | | | | | | | | | | | | | | |
| | | 十三年1924 | | | | | | | | | | | | | | | | | | | |
| | | 十四年1925 | 3.600 | 3.600 | 3.600 | 3.600 | 3.600 | 3.600 | 3.600 | ... | 3.600 | 3.600 | 3.600 | 3.600 | 3.600 | 3.600 | 3.600 | 3.600 | 3.600 | 3.600 | 3.600 |
| | | 十五年1926 | 3.600 | 3.600 | 3.600 | 3.600 | 3.600 | 3.600 | 3.600 | 3.600 | 3.600 | 3.600 | 3.600 | 3.600 | 3.600 | 3.600 | 3.600 | 3.600 | 3.600 | 3.600 | 3.600 |
| | | 十六年1927 | 5.000 | 5.000 | 4.500 | 4.833 | 5.000 | 5.000 | 5.000 | 5.000 | 5.000 | 5.000 | 5.000 | 5.000 | 5.000 | 5.000 | 5.000 | 5.000 | 5.000 | 5.000 | 4.958 |
| | | 十七年1928 | 3.600 | 3.600 | 3.600 | 3.600 | 3.006 | ... | 3.980 | 3.493 | 3.970 | 3.960 | 3.986 | 3.972 | 3.978 | 3.970 | 3.960 | 3.969 | 3.833 | | |
| | | 十八年1929 | 3.960 | 3.950 | 3.952 | 3.954 | 3.943 | 3.943 | 3.940 | 3.942 | 3.943 | 3.950 | 3.960 | 3.951 | 4.015 | 3.980 | 3.982 | 3.992 | 3.960 | | |
| | | 十九年1930 | 3.952 | 3.952 | 3.960 | 3.955 | 3.963 | 3.960 | 3.940 | 3.954 | 4.010 | 4.010 | 4.020 | 4.013 | 3.997 | 3.993 | 3.987 | 3.992 | 3.979 | | |
| | | 二十年1931 | 3.971 | 3.990 | 3.990 | 3.984 | 4.020 | 4.020 | 4.000 | 4.013 | 3.990 | 3.990 | 3.990 | 3.990 | 4.010 | 4.010 | 3.980 | 4.000 | 3.996 | | |
| | | 廿一年1932 | 3.940 | ... | 3.940 | 3.940 | 3.850 | 3.850 | 3.820 | 3.840 | 3.820 | 3.780 | 3.800 | 3.800 | 3.880 | 3.891 | 3.922 | 3.898 | 3.894 | | |

上海五洲固本洗衣皂之躉售市價
PRICE OF INTERNATIONAL SOAP WORKS LAUNDRY SOAP
民國十四年至廿一年
1925 - 1932

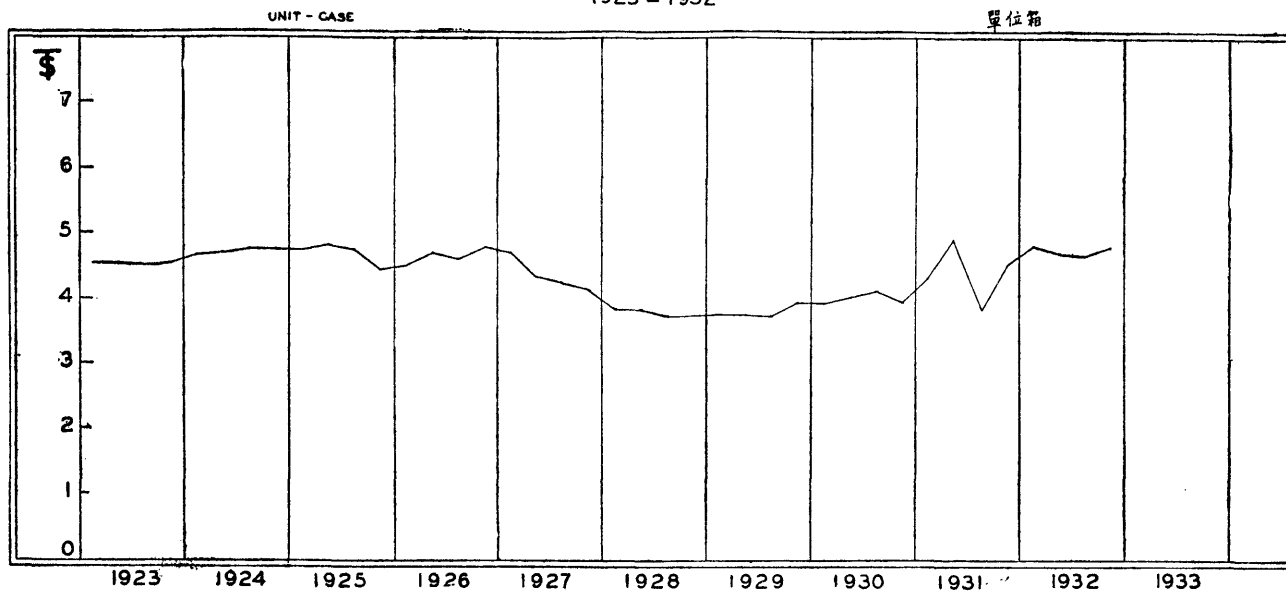


化粧品 COSMETICS & TOILET PREPARATIONS

躉售市價(單位兩)—Wholesale Price (Shanghai Tls.)

| 名稱 Name | 單位 Unit | 年份 Year | 一月 Jan. | 二月 Feb. | 三月 March | 平均 Qrly. Average | 四月 April | 五月 May | 六月 June | 平均 Qrly. Average | 七月 July | 八月 Aug. | 九月 Sept. | 平均 Qrly. Average | 十月 Oct. | 十一月 Nov. | 十二月 Dec. | 平均 Qrly. Average | 總平均 Year's Average | |
|---|---|------------|------------|------------|-------------|------------------------|-------------|-----------|------------|------------------------|------------|------------|-------------|------------------------|------------|-------------|-------------|------------------------|--------------------------|-------|
| 洗衣塊皂, 北忌 Soap, Laundry (China) | 箱 (百四十塊) Case (70 Dou- blets) | 十二年1923 | 4.505 | 4.505 | 4.521 | 4.510 | 4.525 | 4.525 | 4.520 | 4.523 | 4.500 | 4.500 | 4.550 | 4.500 | 4.500 | 4.500 | 4.575 | 4.525 | 4.514 | |
| | | 十三年1924 | 4.650 | 4.650 | 4.650 | 4.650 | 4.775 | 4.650 | 4.650 | 4.692 | 4.775 | 4.775 | 4.775 | 4.775 | 4.775 | 4.775 | 4.750 | 4.775 | 4.767 | 4.721 |
| | | 十四年1925 | 4.775 | 4.775 | 4.775 | 4.775 | 4.821 | 4.862 | ... | 4.841 | ... | 4.786 | 4.782 | 4.784 | 4.433 | 4.578 | 4.413 | 4.475 | 4.719 | |
| | | 十五年1926 | 4.383 | 4.504 | 4.719 | 4.535 | 4.740 | 4.730 | 4.700 | 4.723 | 4.735 | 4.600 | 4.608 | 4.648 | 4.608 | 4.881 | 4.988 | 4.826 | 4.683 | |
| | | 十六年1927 | 4.905 | 4.881 | 4.362 | 4.716 | 4.390 | 4.395 | 4.347 | 4.377 | 4.127 | 4.130 | 4.130 | 4.129 | 4.147 | 4.165 | 4.154 | 4.155 | 4.534 | |
| | | 十七年1928 | 3.782 | 3.821 | 3.832 | 3.812 | 3.848 | 3.845 | 3.762 | 3.818 | 3.752 | 3.744 | 3.750 | 3.749 | 3.761 | 3.796 | 3.780 | 3.779 | 3.890 | |
| | | 十八年1929 | 3.780 | 3.765 | 3.808 | 3.784 | 3.764 | 3.764 | 3.759 | 3.762 | 3.764 | 3.771 | 3.780 | 3.772 | 4.015 | 3.980 | 3.982 | 3.992 | 3.828 | |
| | | 十九年1930 | 3.952 | 3.952 | 3.960 | 3.955 | 3.963 | 3.960 | 4.084 | 4.002 | 4.150 | 4.150 | 4.160 | 4.153 | 3.997 | 3.993 | 3.987 | 3.992 | 4.026 | |
| | | 二十年1931 | 3.971 | 4.530 | 4.530 | 4.344 | 4.920 | 4.920 | 4.900 | 4.913 | 3.890 | 3.890 | 3.890 | 3.890 | 4.400 | 4.400 | 4.880 | 4.560 | 4.427 | |
| | | 廿一年1932 | 4.830 | ... | 4.830 | 4.830 | 4.720 | 4.720 | 4.680 | 4.707 | 4.680 | 4.640 | 4.670 | 4.663 | 4.760 | 4.776 | 4.813 | 4.783 | 4.748 | |

上海北忌洗衣皂之躉售市價
PRICE OF CHINESE LAUNDRY SOAP
民國十二年至廿一年
1923 - 1932



索引

三 畫

| | 頁 數 |
|--|-----|
| 小麥, 一號 (坎拿大) | 一三四 |
| 小麥, 二號 (坎拿大) | 一三四 |
| 小麥, 一號 (美) | 一一二 |
| 小麥, 二號 (美) | 一一二 |
| 小麥, 火車貨 (津浦綫) | 一五五 |
| 小麥, (漢口) | 一六一 |
| 木耳, 統貨 (雜牌) | 四一六 |
| 干貝, 廂節, 大粒 (日) | 七二 |
| 土布, 本色, (名機白東稀) 一尺一寸半 x 一丈八尺 (中) | 二二六 |
| 土布, 染色, 三二毛寶, 一尺一寸 x 二丈七尺, 大成 (中) | 二二七 |
| 凡利水, 黑, 鷹牌 (美) | 一七七 |
| 凡利水, 清, 燈籠牌 (美) | 一七六 |

四 畫

| | |
|---|-----|
| 火腿, 蔣腿, 金華 | 四八 |
| 火腿, 春絲全標 (湖南) | 二三七 |
| 牛肉, 鮮 | 四六 |
| 牛肉片, 鹹, 皮來, (美) | 四三 |
| 牛皮, 紅, 揀正一號厚血欄 (吡叻) | 五七 |
| 牛皮, 黃, 生, 乾淡板 (山東) | 五五 |
| 牛皮, 乾鹹板 (雜江) | 五六 |
| 牛皮膠, 德記 (英) | 一九四 |
| 牛乳, 煉, 鷹牌 (美) | 五三 |
| 木材, 木板, 建松板, (福建) | 一三〇 |
| 木材, 杉木, 廣木, 分碼一百枝 (湖南) | 一二九 |
| 木材, 杉木, 圓徑批六分碼, 長十六呎 (福建) | 一二八 |
| 木材, 洋松鋸板料, 長八至三十二呎 | 一二五 |
| 木材, 柚木, 鋸方料, 僧帽牌 (暹羅) | 一二六 |
| 木材, 板條, 長四呎 (美) | 一二三 |
| 木材, 留安木, 鋸板料, 寬四吋 (非列濱) | 一二四 |
| 木板, 建松板 (福建) | 一三〇 |
| 方糖, 怡和 (港香) | 一四 |
| 方糖 (美) | 一五 |
| 毛葛, (素) 長三十至三十五碼, 寬三十一吋 華嘉 (瑞士, 法) | 二五二 |
| 毛邊紙, 美大仁 (福建) | 二〇一 |
| 六零六針 (德) | 一五七 |
| 水泥, 啓新馬牌 (唐山) | 一三二 |

| | 頁 數 |
|---------------------------------|-----|
| 水泥, 船牌 (日) | 一三三 |
| 水壺, 搪瓷 (白) 十七生的, 老合兒 (英) | 三〇三 |

五 畫

| | |
|--|-----|
| 皮, 牛, 紅, 揀正一號厚血欄 (吡叻) | 五七 |
| 皮, 水牛, 生, 乾鹹板 (雜江) | 五六 |
| 皮, 水牛, 湖綠色 (上海) | 六〇 |
| 皮, 底, 白 (美) | 五八 |
| 皮, 底, 熟, 白 (江南廠) | 五九 |
| 皮, 紋, 黃, (上海) | 六一 |
| 皮, 紋, 黑, 天福牌 (德) | 六二 |
| 皮, 黃牛, 生, 乾淡板 (山東) | 五五 |
| 皮, 黑漆, 金鋼鑽牌 (美) | 六三 |
| 冬菰 (日) | 三六 |
| 代乳粉, 勒吐精 (澳) | 五四 |
| 奶油, 華昌拾瑞 (澳) | 五二 |
| 白豆, (美) | 二二 |
| 白糖, 上冰 (汕頭) | 一一 |
| 白糖, 二十四號粗砂 (荷蘭) | 一一 |
| 白糖, 車, 太古三溫半 (香港) | 一一 |
| 白酒, 源和 (法) | 九三 |
| 白蘭地酒, 龍東三星海內斯, 大瓶 (法) | 九六 |
| 白蘭地酒, 十六年高月, 張裕 (青島) | 九七 |
| 白玉霜, 勞氏, 大號 (美) | 三三六 |
| 布, 市, 本色, 九磅二五, 元芳春芳圖 (英) | 二二二 |
| 布, 洋紅標, 三號, 郭巨 (日) | 二二二 |
| 布, 斜紋, 本色, 長四十碼, 寬三十二吋 好華 三鹿頭 (英) | 二二二 |
| 市布, 本色, 九磅二五, 元芳春芳圖 (英) | 二二三 |
| 包紗紙, 14' x 36", 三十四磅頭號 (天章) | 二〇三 |
| 牙粉, 紙袋, 無敵牌 (中) | 三三八 |
| 牙粉, 到路爺, 大號 (美) | 三三七 |
| 牙膏, 到路爺, 大號 (美) | 三三九 |
| 生髮油, 廣生雙妹, 二號 | 三四四 |
| 甘油 (美) | 一五〇 |
| 石蠟, 百二十五至廿七度 (德) | 一九五 |
| 瓦, 紅, 泰山牌 (上海) | 一三四 |

六 畫

| | |
|--------------------|----|
| 米, 大絞, (安南) | 三四 |
| 米, 小絞, (安南) | 四七 |
| 米, 白, 蘇同河下 | 四七 |

| | 頁 數 |
|---------------------------------------|-----|
| 米, 白, 高常河下 | 五六 |
| 米, 白, 元, 高常河下 | 五六 |
| 米, 常河機元 (常熟) | 一〇九 |
| 米, 常河機粳 (常熟) | 一〇九 |
| 米, 蘇同機硬 (蘇州) | 一〇九 |
| 米, 西貢 | 一一 |
| 米, 敏當 (安南) | 一一 |
| 肉, 牛, 鮮 | 四六 |
| 肉, 羊, 鮮 | 四七 |
| 肉, 豬, 鮮 | 四五 |
| 肉, 鹹, 窪肉, (金華) | 四九 |
| 肉, 鹹, 銀盆牌 (英) | 四二 |
| 羊肉, 鮮 | 四七 |
| 羊毛, 春毛 (山東) | 四四 |
| 冰糖, 二號, (噴叻) | 二二 |
| 冰糖, 白, 太古 C. C. (香港) | 一一 |
| 冰糖, 建冰, (廈門) | 一〇 |
| 帆布, 麻, 長三十六碼, 寬二十四吋船牌 (日) | 三五 |
| 羽綢, 元色, 長三十碼, 寬三十一吋 元芳誇 計圖 (英) | 二九 |
| 自來水筆, 和他們牌 (美) | 二三 |
| 灰, 本窰 (上海) | 三三 |
| 石灰, 本窰 (上海) | 三三 |

七 畫

| | |
|---------------------------------|-----|
| 豆, 白 (美) | 二二 |
| 豆, 赤 (崇明) | 二七 |
| 豆, 青, (大連, 漢口) | 二五 |
| 豆, 綠, (南京) | 二六 |
| 豆, 豌豆, (江北) | 二九 |
| 豆, 黃, 割 (美) | 二三 |
| 豆, 黃, 平格豆 (大連) | 二四 |
| 豆, 蠶, (漢口) | 二八 |
| 豆油 (本廠) | 一七八 |
| 豆油, 牛莊 (船) (營口) | 一七九 |
| 杉木, 廣木, 分碼一百枝 (湖南) | 一二九 |
| 杉木, 圓徑批六分碼, 長十六尺 (福建) | 一二八 |
| 赤豆, (崇明) | 二七 |
| 赤糖, 荷赤, 十號 (荷蘭) | 一六 |
| 赤糖, 棉赤 (汕頭) | 一七 |
| 赤燐 (法) | 一三八 |
| 汽發油, 亞細亞殼牌, 美孚汽車牌 (英, 美) | 一八八 |
| 阿斯匹靈, 拜耳 (德) | 一五五 |

| | |
|------------------------------------|-----|
| 阿摩尼亞, 八十八度 (美) | 一四三 |
| 足球, 普通, 附胆, 十三塊皮 (德) | 三二五 |
| 足球, 高等, 五號, 附胆 26寸 (協興) (中) | 三二六 |

八 畫

| | |
|--|-----|
| 底皮, 白, (美) | 五八 |
| 底皮, 熟, 白 (江南廠) | 五九 |
| 板條, 長四呎 (美) | 一二三 |
| 松香, W.W.牌 (美) | 一九二 |
| 花生 (江蘇) | 三三五 |
| 金針菜, 中貨 (河南) | 四〇 |
| 青豆, (大連, 口漢) | 二五 |
| 青糖, 三號 (呂宋) | 一一八 |
| 青糖, 黃岡青 (汕頭) | 一一九 |
| 豆, 本廠 | 一七八 |
| 油, 豆, 牛莊 (船) 營口 | 一七九 |
| 油, 香牛油, 美孚 (美) | 一九一 |
| 油, 菜, (本廠) | 一八〇 |
| 油, 桐, 漢口, 正和濟昌和 (湖南) | 一八二 |
| 油, 白桐, 本支 (川鄂) | 一八三 |
| 油, 棉子, 毛油 (本廠) | 一八一 |
| 油, 髮, 廣生雙妹, 二號 | 三四四 |
| 油, 煤, 僧帽 (英) | 一八七 |
| 油, 煤, 美孚, 鷹牌 (美) | 一八六 |
| 油, 煤, 美孚, 老牌 (美) | 一八五 |
| 油, 絨子 美孚 (美) | 一九〇 |
| 油, 馬達, 美孚 (美) | 一八九 |
| 油, 汽發, 亞細亞殼牌, 美孚汽車牌 (英,美) | 一八八 |
| 油, 椰子, 老樹牌, 大桶 (新加坡) | 一八四 |
| 東緞, 素 (元青, 天青, 紅) 長二十五碼, 寬三十六吋, 天官綠印 (日本) | 二五一 |
| 杭緞, 素, 高元泰 (中) | 二五三 |
| 府綢, 白素, 長三十碼, 寬廿八吋, 和康得寶 (英) | 二二八 |
| 府綢, 頭號, (山東) | 二五八 |
| 杯, 藍花, 僧帽牌 (英) | 二〇四 |
| 面盆, 搪瓷, 三十生的, 謙信 (德) | 三〇二 |
| 花盆, 金葉藍花, 七吋, 僧帽牌 (英) | 二九九 |
| 花瓶, 粉彩, 高二十二吋 (江西) | 二九八 |
| 花露水, 廣生雙妹, 一號 (中) | 三三四 |
| 花露水, 林文烟, 大號 (美) | 三三三 |
| 松烟, (漢口) | 一六五 |
| 明礬, 上等, (溫州) | 一四六 |
| 注射器, 里考, 一瓦 (德) | 三一八 |
| 注射器, 清血, 一瓦 (日) | 三一六 |
| 注射器, 清血, 五瓦 (日) | 三一七 |
| 拍拉托 (美) | 一五一 |

九 畫

| | |
|--------------------------|-----|
| 柚木, 鋸方料, 僧帽牌 (暹羅) | 一二六 |
|--------------------------|-----|

頁數

| | |
|---------------------------------------|-----|
| 洋松, 鋸板料, 長八至二十二呎 (美) | 一三五 |
| 洗衣皂, 五洲固本 (中) | 三四六 |
| 洗衣皂, 北忌 | 三四六 |
| 胡桃, 天津桃 (天津) | 三四六 |
| 紅茶, 上等 (那門) | 一〇六 |
| 紅茶, 立浦香, 黃聽 (英) | 一〇三 |
| 紅茶, 立浦香, 紅聽 (英) | 一〇四 |
| 紅茶, (錫蘭) | 一〇五 |
| 紅酒, 嘉泰旗牌, 生求令 (英) | 九二 |
| 紅棗, 天津紅, 二戶 (天津) | 三三 |
| 紅礬, (重鎂酸鉀) (德) | 一四四 |
| 苧麻, 春絲全標, 武穴 (湖北) | 二二六 |
| 洋紗, 白素, 長十二碼, 寬三十八吋 公平翎 毛 (英) | 二二四 |
| 重鎂酸鉀 (紅礬) (德) | 一四五 |
| 香檳酒, G. H. 毛姆 (法) | 九一 |
| 香燕, 中莊 (福建, 江西, 蘭谿) | 三七一 |
| 香牛油, 美孚 (美) | 一九一 |
| 威士忌酒, 正廣和紅牌常尼華克 (英) | 九五 |
| 玻璃, 方厚銀光片, 磁邊, 長四十八吋, 寬十八吋 (比) | 一三六 |
| 玻璃, 四號原片, 三七塔 (比) | 一三五 |
| 盆, 青花人物, 五寸 (江西) | 二九七 |
| 馬口鐵, 素, 九十磅 (美) | 二七七 |
| 信石, 紅 (湖南) | 一四七 |

十 畫

| | |
|--------------------------------|-----|
| 紋皮, 黑, 天福牌 (德) | 六一 |
| 紋皮, 黃 (上海) | 六二 |
| 留安木鋸板料, 寬四寸 (菲列濱) | 一二四 |
| 酒, 白, 源和 (法) | 九三 |
| 酒, 白蘭地, 十六年高月, 張裕 (青島) | 九七 |
| 酒, 白地蘭, 龍東三星海內斯, 大瓶 (法) | 九六 |
| 酒, 紅, 嘉泰旗牌, 生求令 (英) | 九二 |
| 酒, 香檳, G. H. 毛姆 (法) | 九一 |
| 酒, 威士忌, 正廣和紅牌常尼華克 (英) | 九五 |
| 酒, 高粱, 洋河高粱, 恆盛 (鎮江) | 九八 |
| 酒, 紹興, 雙加重 | 九九 |
| 酒, 黃, 上等 (上海) | 一〇〇 |
| 酒, 葡萄酒, 酸而皮 (英) | 九四 |
| 酒精, 順發花鼓桶 (爪哇) | 一四九 |
| 高粱酒, 洋河高粱, 恆盛 (鎮江) | 九八 |
| 茶, 紅, 上等 (那門) | 一〇六 |
| 茶, 紅, 立浦香, 紅聽 (英) | 一〇四 |
| 茶, 紅, 立浦香, 黃聽 (英) | 一〇三 |
| 茶, 紅, (錫蘭) | 一〇五 |
| 茶, 綠, 一五平水 | 一一〇 |
| 茶, 綠, 貢熙, 上等 (婺源) | 一〇八 |
| 茶, 綠, 珍眉, 上等 (婺源) | 一〇七 |
| 茶, 綠, 蝦目, 上等 (溫州) | 一〇九 |
| 茶杯, 矮藍花, 僧帽牌 (英) | 二九四 |
| 茶壺, 藍花, 僧帽牌 (英) | 二九五 |

頁數

| | |
|---------------------------------------|-----|
| 瓶, 粉彩, 高二十二吋 (江西) | 二〇八 |
| 紙, 毛邊, 美大仁 (福建) | 二〇三 |
| 紙, 包紗, 14" x 36", 三十四磅頭號 (天章) | 二〇三 |
| 紙, 白關賽字, 復源性 (福建) | 二〇二 |
| 紙, 富士, 安利 (英) | 一九八 |
| 紙, 白有光, 漢記嘉禾, 十七磅 25 x 44 (瑞威) | 一九六 |
| 紙, 白有光, 十七磅 25 x 44 (日) | 一九七 |
| 紙, 道林 (日) | 一九九 |
| 紙, 報, 維昌雞牌, 三十七磅 31 x 43 (瑞典) | 二〇〇 |
| 夏布, 京莊, 隆和 (太倉) | 二三九 |
| 夏布, 全紋慶, (瀏陽) | 二四〇 |
| 釘, 鐵, 一至六吋 (上海) | 二七九 |
| 海蜇, 北皮 (烟台) | 七五 |
| 海帶, 根室 (日) | 七四 |
| 桐油, 白, 本支 (川鄂) | 一八三 |
| 桐油, 洪江, 正和濟昌和 (湖南) | 一八二 |
| 胰皂, 棕櫚, 棕櫚公司 (美) | 三四三 |
| 胰皂, 芝蘭尼, 大號 愛華極品 (中) | 三四三 |
| 胰皂, 藥水, 老牌 (英) | 三四〇 |
| 胰皂, 檀香, 暖厘, 大號 (法) | 三四一 |
| 染料, 元色, 愛禮斯和合 (德) | 一六一 |
| 染料, 硃紅, 拜耳三仙 (德) | 一五八 |
| 染料, 靛藍, 拜耳天官 (德) | 一五九 |
| 染料, 靠白, 謙信孔雀 (德) | 一六〇 |

十一 畫

| | |
|--|-----|
| 蛋, 鴨, 鮮, (江北) | 五一 |
| 蛋, 鷄, 鮮 | 五〇 |
| 黃豆, 剖 (美) | 二〇三 |
| 黃豆, 平格豆, (大連) | 二四 |
| 黃燻 (德) | 一三七 |
| 黃銅板, 厚二呎半至二吋 (日, 德) | 二八四 |
| 黃銅條, (粗細) (日) | 二八三 |
| 麥, 小, 一號, (坎拿大) | 一三四 |
| 麥, 小, 二號, (坎拿大) | 一三四 |
| 麥, 小, 一號 (美) | 一一一 |
| 麥, 小, 二號 (美) | 一一一 |
| 麥, 小, (漢口) | 一六 |
| 麥, 小, 火車貨 (津浦) | 一五 |
| 麻, 李, 春絲全標, 武穴 (湖北) | 二二六 |
| 麻, 火, 春絲全標 (湖南) | 二二七 |
| 麻, 絡, 杭鐵 (浙江) | 二二八 |
| 麻, 三股 (印度) | 二二二 |
| 麻帆布, 長三十六碼, 寬二十四吋 船牌 (日) | 二三四 |
| 軟緞, 白, 輕質, 寬三十一吋 (日) | 二五〇 |
| 斜紋布, 本色, 長四十碼, 寬三十二吋 好華 三鹿頭 (英) | 二二五 |
| 勒吐精代乳粉 (澳) | 五四 |
| 帶魚, 鹹 (北洋) | 六六 |
| 魚肚, 廣肚, 大面 (香港) | 六九 |
| 魚翅, 淨, 金山大片 (金山) | 六八 |
| 魚肝油, 寶威麥精, 大瓶 (英) | 一五六 |

頁數

| | |
|------------------------------------|-----|
| 黃酒, 上等 (上海)... | 一〇〇 |
| 紹興酒, 雙加重... | 九〇 |
| 雪茄煙, 海力夫, 福和金美 (上海)... | 八〇 |
| 雪茄煙, 物多利, 福和金美 (上海)... | 八八 |
| 雪茄煙, 二號亨白, 亨白廠 (小呂宋)... | 七八 |
| 雪茄煙, 大號亨白, 亨白廠 (小呂宋)... | 七七 |
| 雪茄煙, 物多利, 老美女廠 (小呂宋)... | 七九 |
| 雪茄煙, 拍非得四, 軋羅非那廠 (美)... | 七六 |
| 紙煙, 三炮台, 英美煙公司 (英)... | 八四 |
| 紙煙, 大英牌, 永泰和 (英)... | 八五 |
| 紙煙, 仙女牌, 永泰和 (英)... | 八六 |
| 紙煙, 加力克, 英美煙公司 (英)... | 八三 |
| 紙煙, 吉士牌, 大美公司 (美)... | 八二 |
| 紙煙, 白金龍, 南洋 (中)... | 八九 |
| 紙煙, 紅金龍, 南洋 (中)... | 九〇 |
| 紙煙, 美麗, 華成 (中)... | 八七 |
| 紙煙, 聯珠, 南洋 (中)... | 八八 |
| 乾漆, 洋, 二號 (印度)... | 一九三 |
| 筆尖, 金色, 513G. (英)... | 三二二 |
| 筆桿, 3178號 (美)... | 三二一 |
| 筆, 自來水, 和他們牌 (美)... | 三二三 |
| 開關, 五號不開關 益中... | 三一〇 |
| 球, 足球, 高等, 五號, 附胆, 26寸 (協興) (中)... | 三二六 |
| 球, 足球, 普通, 附胆 十三塊皮, (美)... | 三二五 |
| 球, 網球 (德)... | 三二九 |
| 球, 藍球, P. 附胆 (美)... | 三二八 |
| 球, 壘球, 迭生 (美)... | 三二七 |
| 球拍, 大利牌... | 三三〇 |
| 清導丸, 韋廉氏 (英)... | 一五二 |
| 參, 黑刺, 大只, (金山)... | 七三 |

十二畫

| | |
|--------------------------|-----|
| 棗, 紅, 天津紅, 二戶 (天津)... | 三三 |
| 番茄 (罐頭), 台爾蒙 (美)... | 三九 |
| 啤酒, 大瓶 (上海)... | 一〇二 |
| 啤酒, 順發, 美女牌, 大瓶 (德)... | 一〇一 |
| 棉子油, 毛油 (本廠)... | 一八一 |
| 棉麻, 杭鏡 (浙江)... | 二三八 |
| 絨線, 蜜蜂牌 (英)... | 二四一 |
| 湖縐, 六九號分, (湖州)... | 二五七 |
| 絲, 八蘭灰經, 頭二號, 上等 (山東)... | 二四九 |
| 絲, 魯黃藍經, 頭二號, 上等 (山東)... | 二四八 |
| 絲, 滬白廠絲, 頭二號, 中等 (上海)... | 二四七 |
| 絲, 滬白廠絲, 頭二號, 上等 (上海)... | 二四六 |
| 絲, 滬白廠經, 頭二號, 高等 (上海)... | 二四五 |
| 棕櫚皂, 棕櫚公司 (美)... | 三四二 |
| 棕櫚皂, 棕櫚公司 (美)... | 三四二 |
| 襪, 全白, 金棧 9/4 (中)... | 三三〇 |
| 毯, 白絨, 三號, 順利 (德)... | 二四三 |
| 棉花衣 (通州)... | 二〇五 |
| 棉花衣 (陝西)... | 二〇六 |
| 棉花衣 (上海)... | 二〇七 |

頁數

| | |
|---------------------------------|-----|
| 棉花衣 (餘姚)... | 二〇八 |
| 棉, 飛花, 財神牌 (中)... | 二〇九 |
| 棉, 飛花, 如意 (中)... | 二一〇 |
| 棉, 飛花, 天星 (中)... | 二一一 |
| 棉花, 米特林 (美)... | 二〇四 |
| 棉紗, 十支 (鴻福) (中)... | 二一四 |
| 棉紗, 十六支, 人鐘 (中)... | 二一三 |
| 棉紗, 十六支, 寶鼎 (中)... | 二一四 |
| 棉紗, 二十支, 水月 (日)... | 二一五 |
| 棉紗, 二十支, 藍鳳 (日)... | 二一六 |
| 棉紗, 二十支, 金城 (中)... | 二一七 |
| 棉紗, 三十二支, 美人 (日)... | 二一八 |
| 棉紗, 四十二支, 雙鹿 (雙股) (日)... | 二一九 |
| 棉紗, 六十支, 白鳳凰 (雙股) (日)... | 二二〇 |
| 棉紗, 八十支, 紫鳳凰 (雙股) (日)... | 二二一 |
| 華絲葛, 錦雲 (湖州)... | 二五五 |
| 椰子油, 老樹牌, 大桶 (新加坡)... | 一八四 |
| 菜油 (本廠)... | 一八〇 |
| 量杯, 百瓦 (日)... | 三一五 |
| 報紙, 維昌雞牌, 三十七磅, 31 x 43 (瑞典)... | 二〇〇 |
| 富士紙, 安利 (英)... | 一九八 |
| 補血瓦, 韋廉氏, 大瓶 (英)... | 一五四 |
| 硫酸, 六十六度 (日)... | 一三九 |
| 硫磺, 粉狀 (日)... | 一四〇 |
| 紫銅絲, 一至二十八號 (日)... | 二八二 |
| 紫銅板, 厚二哩半至二吋 (日)... | 二八一 |
| 紫銅錠, T. C. 99.7% (美, 日)... | 二八〇 |
| 燈, 藍花, 僧帽牌 (英)... | 二九五 |
| 菜碗, 青花人物, 三號, (江西)... | 二九六 |

十三畫

| | |
|---------------------------|-----|
| 裹豆, (南京)... | 二六 |
| 煉乳, 鷹牌 (美)... | 五三 |
| 煙, 雪茄, 二號亨白, 亨白廠 (小呂宋)... | 七七八 |
| 煙, 雪茄, 大號亨白, 亨白廠 (小呂宋)... | 七七七 |
| 煙, 雪茄, 物多利, 老美女廠 (小呂宋)... | 七八一 |
| 煙, 雪茄, 物多利, 福和金美 (上海)... | 七九一 |
| 煙, 雪茄, 海力克, 福和金美 (上海)... | 八〇 |
| 煙, 雪茄, 拍非得四, 軋羅非那廠 (美)... | 七六四 |
| 葡萄酒, 歐而皮 (英)... | 九四 |
| 葡萄白, (山西)... | 二六一 |
| 煤, 白, 海防 (安南)... | 二六〇 |
| 煤, 白, 東京, (安南)... | 二五九 |
| 煤, 塊, 烟, 頭號開平火車塊 (河北)... | 二五四 |
| 煤, 塊, 烟, 中島 (日)... | 二六三 |
| 煤, 塊, 烟, 粹島 (日)... | 二六二 |
| 煤屑, 開平二號屑, (河北)... | 二六九 |
| 煤屑, 開平一號屑 (河北)... | 二六八 |
| 煤屑, 新紅屑 (日)... | 二六七 |
| 煤屑, 驗田 (日)... | 二六六 |
| 煤, 統, 驗田 (日)... | 二六五 |

頁數

| | |
|---------------------------------|-----|
| 煤油, 僧帽 (英)... | 一八七 |
| 煤油, 美孚, 鷹牌 (美)... | 一八六 |
| 煤油, 美孚, 老牌 (美)... | 一八五 |
| 啤酒, 素, 元莊, 寬五十八吋, 頭號, 榮泰 (英)... | 二四二 |
| 道林紙 (日)... | 一九九 |
| 電池, 手電燈用乾電池, 小獨節電 (大東)... | 三〇六 |
| 電池, 乾電, 鷹牌 (美)... | 三〇五 |
| 電氣熨斗, 100 V. 五磅, 華生... | 三一 |
| 電纜, 橡皮, 一根十八號 (三號) (德)... | 三〇七 |
| 鉛, 大條, B. M. (印度)... | 二八五 |
| 鉛, 白, (湖南)... | 二九一 |
| 鉛皮, 白, 二號 (英, 美, 法)... | 二八九 |
| 鉛皮, 白, 九號 (英, 美, 法)... | 二九〇 |
| 鉛皮, 青, 厚半吋 (日)... | 二八八 |
| 鉛塊, 白 (美)... | 二八八 |
| 鉛, 青 (湖南)... | 二八七 |
| 鉛筆, 6051號, 雞牌 (德)... | 三二〇 |
| 葫蘆, 益中... | 三〇九 |
| 磁砂塊, 白, (日)... | 一四二 |
| 硼酸粉, (美)... | 一四一 |
| 碗 (盛菜用), 青花人物, 三號 (江西)... | 二九六 |
| 聞症器, 雙摺 (德)... | 三一九 |

十四畫

| | |
|------------------------------|-----|
| 漆, 上白, 開林雙斧 A (上海)... | 一七〇 |
| 漆, 上白, 哈白克 (英)... | 一六九 |
| 漆, 二白, 開林雙斧 B (上海)... | 一七二 |
| 漆, 二白, 哈白克 (英)... | 一七一 |
| 漆, 五色, 開林雙斧 B (上海)... | 一七四 |
| 漆, 五色, 馬牌 (英)... | 一七三 |
| 漆油, 哈白克 (英)... | 一六七 |
| 漆油, 熟, 鳥牌 (上海)... | 一六六 |
| 漆, 磁, 各色, 軍人牌 (英)... | 一七五 |
| 漆, 乾, 洋, 二號 (印度)... | 一九三 |
| 漆, 燥, 哈白克 (英)... | 一六八 |
| 漆皮, 黑, 金剛鑽牌 (美)... | 六三 |
| 漂白粉, 太陽牌 (日)... | 一四四 |
| 綾春, 本色潮分 (杭州)... | 一四五 |
| 鱈魚乾 (蘇州)... | 六七 |
| 銅條, 黃 (粗細) (日)... | 二八三 |
| 銅板, 黃, 厚二哩半至二吋 (日, 德)... | 二八四 |
| 銅板, 紫, 厚二哩半至二吋 (日)... | 二八一 |
| 銅錠, 紫, T. C. 99.7% (美, 日)... | 二八〇 |
| 銅絲, 紫, 一至二十八號 (日)... | 二八〇 |
| 網球, (德)... | 三二九 |
| 絨, 蓬, 華記 (英)... | 三三三 |
| 絨, 麻, 三四股 (印度)... | 三三二 |
| 花邊, 十九格, 上等 (浦東)... | 三三一 |

十五畫

| | |
|--------------------|----|
| 麪粉, 申大雙馬牌, (上海)... | 二一 |
|--------------------|----|

| | 頁數 |
|----------------------------------|-----|
| 麪粉, 阜豐車牌 (上海) | 二〇 |
| 麪粉, 茂新綠兵船牌 (無錫) | 一九 |
| 麪粉, 金鐘牌 (坎拿大) | 一八 |
| 麪粉, 紅日當空牌 (美) | 一七 |
| 豬肉, 鮮 | 四七五 |
| 蝦米, 元東 (日) | 七一 |
| 魷魚, 廂館, 冬水 (日) | 六五 |
| 鴨蛋, 鮮, (江北) | 五一 |
| 綠茶, 一五平水 | 一〇 |
| 綠茶, 珍眉, 上等 (婺源) | 一〇七 |
| 綠茶, 真熙, 上等 (婺源) | 一〇八 |
| 綠茶, 蝦目, 上等 (溫州) | 一〇九 |
| 豌豆 (江北) | 二九 |
| 緞, 杭州, 素, 高元泰 (中) | 二五三 |
| 緞, 鐵機, 二尺二吋, 純色 (高元泰) | 二五四 |
| 緞, 軟, 白, 輕貨, 寬三十吋 (日) | 一五〇 |
| 蓬綫, 華記 (英) | 二三三 |
| 膠, 牛皮, 德記 (英) | 一九四 |
| 熨斗, 電, 100 V. 五磅, 華生 | 三一 |
| 熱水瓶, 二磅, 謙信 (德) | 三〇〇 |
| 墨水藍色方瓶, 十九號, 二兩裝, 卡脫司 (美) | 三二四 |
| 磁漆, 各色, 軍人牌 (英) | 一七五 |

十六畫

| | |
|--------------------------|-----|
| 橘, 飛艇牌 (美) | 三〇 |
| 糖, 白, 上冰 (汕頭) | 一一三 |
| 糖, 荷白, 二十四粗砂 (荷蘭) | 一一一 |
| 糖, 車白, 太古三溫半 (香港) | 一一二 |
| 糖, 方, 怡和 (香港) | 一一四 |
| 糖, 方, (美) | 一一五 |
| 糖, 赤, 十號, (荷蘭) | 一一六 |
| 糖, 赤, 棉赤 (汕頭) | 一一七 |
| 糖, 青, 三號 (呂宋) | 一一八 |
| 糖, 青, 黃岡 (汕頭) | 一一九 |
| 鮑魚, 大只 (日本) | 七〇 |
| 銚子油, 美孚 (美) | 一九〇 |
| 鋼, 竹節 (比) | 二七〇 |

| | 頁數 |
|--|-----|
| 鋼, 光方條 (英, 比) | 二七三 |
| 鋼, 圓, 孟林, 徑四份 (美) | 二七二 |
| 鋼, 器具, 黃牌 (英) | 二七一 |
| 鋼筆尖, 金色, 513 G (英) | 三二二 |
| 鋼筆桿, 3178 號 (美) | 三二一 |
| 錫 (小供錫) (雲南) | 二九三 |
| 錫 (荷蘭點錫) (新加坡) | 二九二 |
| 燈泡, 200 V., 15, 25, 40 瓦特, 華吞, 非利浦, 亞司令 | 三〇四 |
| 燈頭, 矮腳燈頭 (日) | 三〇八 |
| 螢石粉 | 一四八 |

十七畫

| | |
|------------------------|-----|
| 鯊魚, 白鱗 (日) | 六四 |
| 檀香水, 利盛 (法) | 三三五 |
| 檀香水, 老山貢香 (新加坡) | 一二七 |
| 檀香皂, 喊厘, 大號 (法) | 三四一 |
| 燐, 赤, (法) | 一三八 |
| 燐, 黃, (法) | 一三七 |
| 嬰兒自己藥片, 韋廉氏 (英) | 一五三 |

十八畫

| | |
|------------------------------|-----|
| 檸檬, 鮮 (美) | 三一 |
| 臘腸, 夾皮 (美) | 四四 |
| 雞蛋, 鮮 | 五〇 |
| 蠟球, 透生 (美) | 三二七 |
| 顏料, 松烟, (漢口) | 一六五 |
| 顏料, 紅丹, A.A. 飛虎牌 (上海) | 一六二 |
| 顏料, 黃丹, 大益 | 一六三 |
| 顏料, 鐵丹, 鐵虎牌 | 一六四 |

十九畫

| | |
|---------------------|-----|
| 藥水皂, 老牌, (英) | 三四〇 |
|---------------------|-----|

| | 頁數 |
|-------------------------|-----|
| 鏡, 七寸, 吉本三馬頭 (日) | 三〇一 |

廿畫

| | |
|----------------------------------|-----|
| 鹹牛肉片, 皮來 (美) | 四三 |
| 鹹肉, 南肉, (金華) | 四九 |
| 鹹肉, 銀盆牌 (英) | 四二 |
| 鐵, 扁, 厚二吩, 四分 (英, 比德) | 二七四 |
| 鐵, 生, 漢冶萍, 頭號 (湖北) | 二七八 |
| 鐵, 三角, 邊寬二吋至二吋半 (英, 比, 美) | 二七五 |
| 鐵皮, 黑, 十八張 (比, 德) | 二七六 |
| 鐵釘, 一至六吋 (上海) | 二七九 |
| 鐵球, 十二磅 (中) | 三三二 |
| 鐵餅, 八磅, 協興 (中) | 三三一 |
| 鐵機緞, 二尺二寸, 純色 (高元泰) | 二五四 |
| 蠟, 石, 百二十五至百二十七度 (德) | 一九五 |
| 礬, 明, 上等, (溫州) | 一四六 |
| 礬, 紅 (重鎳酸鉀) (德) | 一四五 |

廿一畫

| | |
|---------------------|-----|
| 蘋果 (美) | 二 |
| 露筍 (罐頭), 台爾蒙 | 三八 |
| 藍球 P. 附胆 (美) | 三二八 |

廿四畫

| | |
|----------------|----|
| 蠶豆 (漢口) | 二八 |
|----------------|----|

廿六畫

| | |
|--------------------|-----|
| 鑷子, 牙科 (日) | 三一四 |
| 鑷子, 通常 (日) | 三一三 |
| 鑷子, 有齒, (德) | 三一三 |

INDEX

| A | |
|----------------------------|---------|
| | Page |
| Alcohol | 149 |
| Alum | 146 |
| Ammonia | 143 |
| Amorphous Phosphorus... .. | 138 |
| Anthracite | 259—261 |
| Apples | 32 |
| Arsenic | 147 |
| Asparagus | 38 |
| Aspirin | 155 |
| Awabi | 70 |

| B | |
|----------------------------|---------|
| Bacon | 42 |
| Baseball | 327 |
| Basins, Enamelled | 302 |
| Basketball | 328 |
| Bean Oil | 178—179 |
| Beans | 22—28 |
| Beef | 43 |
| Bicho de Mar | 73 |
| Blankets | 243 |
| Bleaching Powder | 144 |
| Boracic Acid Powder | 141 |
| Bowls, Chinaware | 296 |
| Brass Plates... .. | 284 |
| Brass Rod | 283 |
| Bulbs, Electric | 304 |
| Butter | 52 |

| C | |
|------------------------|---------|
| Canvas | 234 |
| Cap Paper | 196—197 |
| Carbon | 165 |
| Cells, Electric | 305—306 |
| Cement | 131—132 |
| Champagne!... .. | 91 |
| Cigarettes | 82—90 |
| Cigars | 76—81 |
| Chinaware... .. | 294—299 |

| | Page |
|--------------------------------|--------------|
| Claret | 92 |
| Cloth | 224, 235—240 |
| Coal | 259—269 |
| Cod... .. | 64 |
| Cod Liver Oil | 156 |
| Copper | 280—282 |
| Cordage... .. | 233 |
| Cotton, Raw... .. | 204—210 |
| Cotton Seed Oil | 181 |
| Cotton Waste | 209 |
| Cotton Yarn | 212—221 |
| Counterpanes | 230 |
| Counterweights, Electric... .. | 309 |
| Compy | 72 |
| Creams | 336 |
| Crepe | 255 |
| Cups, Chinaware | 294 |
| Cuttle Fish | 65 |

| D | |
|---------------------|---------|
| Damask... .. | 255—256 |
| Dates | 33 |
| Dental Cream | 339 |
| Discus | 331 |
| Dyes | 158—161 |

| E | |
|-----------------------|-------|
| Eggs | 50—51 |
| Electric Bulbs | 304 |
| Electric Irons | 311 |
| Electric Wire | 307 |
| Extract Sandal | 335 |

| F | |
|-------------------------|---------|
| Face Cream | 336 |
| Fir Wood | 128—129 |
| Fish | 64—69 |
| Florida Water | 333—334 |
| Flour | 17—21 |
| Flourspar Powder | 148 |

| | Page |
|--------------------------|---------|
| Foolscap Paper | 198 |
| Football... .. | 325—326 |
| Forceps, Surgical | 312—314 |
| Fountain Pens | 323 |
| Fungi | 41 |

| G | |
|-----------------------|---------|
| Gasoline | 188 |
| Glass | 135—136 |
| Glass Measures | 315 |
| Glue | 194 |
| Glycerine | 150 |
| Grass Cloth | 239—240 |
| Grease | 191 |
| Groundnuts... .. | 35 |

| H | |
|----------------------|--------------|
| Hair Oil... .. | 344 |
| Ham | 48 |
| Hemp | 233, 237—238 |
| Hessian Cloth | 235 |
| Hides | 55—56 |

| I | |
|-----------------------|---------|
| Icy-hot Flasks | 300 |
| Ink... .. | 324 |
| Iron | 274—279 |
| Iron Discus | 331 |
| Iron Shot | 332 |

| J | |
|------------------------|-----|
| Jean | 225 |
| Jugs, Enamelled | 303 |
| Jute Twine | 232 |

| K | |
|-----------------|---------|
| Kerosene | 185—187 |

| L | |
|---------------------|---------|
| | Page |
| Lace | 231 |
| Lath | 123 |
| Lawn | 224 |
| Lead | 285—287 |
| Leather | 57—63 |
| Lemons | 31 |
| Lily Flowers | 40 |
| Lime | 133 |
| Luan | 124 |

| M | |
|------------------------|-------|
| | Page |
| Malted Milk | 54 |
| Measures, Glass | 315 |
| Milk | 53—54 |
| Mirrors | 301 |
| Motor Oil | 189 |
| Mushrooms | 36—37 |
| Mutton | 47 |

| N | |
|---------------------|---------|
| | Page |
| Nails | 279 |
| Nankeen | 226—227 |
| Neosalvarsan | 157 |

| O | |
|----------------|--------------|
| | Page |
| Oils | 178—190, 344 |
| Oranges | 30 |

| P | |
|-----------------------|---------|
| | Page |
| Paint | 168—175 |
| Paint Oil | 166—167 |
| Palatol | 151 |
| Paper | 196—203 |
| Paraffin | 195 |
| Patent Leather | 63 |
| Peas | 23—29 |
| Pencils | 320 |
| Pen, Fountain | 323 |

| | Page |
|-----------------------------|---------|
| Penholders | 321 |
| Pen Nibs | 322 |
| Perfumery | 333—335 |
| Phonendoscope | 319 |
| Phosphorus | 137—138 |
| Pigments | 162—165 |
| Pine | 125 |
| Pine Plank | 130 |
| Plates, Chinaware | 297—299 |
| Poplin | 223—252 |
| Pork | 45 |
| Port Wine | 94 |
| Potassium Bichromate | 145 |
| Pots, Chinaware | 295 |

| R | |
|-----------------------|------|
| | Page |
| Racket, Tennis | 330 |
| Ramie | 236 |
| Rape Seed Oil | 180 |
| Resin | 192 |
| Rice | 1—10 |

| S | |
|--------------------------|---------|
| | Page |
| Sandal, Extract | 335 |
| Sandalwood | 127 |
| Satin | 250—254 |
| Saucers | 294 |
| Sausages | 44 |
| Sea Blubber | 75 |
| Seaweed | 74 |
| Serge | 242 |
| Sharks' Fins | 68 |
| Shellac | 193 |
| Shirtings | 223 |
| Shrimps | 71 |
| Silk Goods | 250—258 |
| Silk, Raw | 245—249 |
| Soap | 340—349 |
| Sockets, Electric | 308 |
| Sodium Borate | 142 |
| Softwood | 128—129 |
| Spindle Oil | 190 |
| Spirits | 99—102 |
| Steel | 270—273 |
| Sugar | 111—122 |

| | Page |
|---------------------------|---------|
| Sulphuric Acid | 139 |
| Sulphuric Powder | 140 |
| Switches, Electric | 310 |
| Syringes | 316—318 |

| T | |
|---------------------|---------|
| | Page |
| T. Cloth | 222 |
| Tea | 103—110 |
| Teak | 126 |
| Tennis Balls | 329 |
| Tiles | 134 |
| Timber | 123—130 |
| Tin | 292—293 |
| Tomatoes | 39 |
| Tooth Powder | 337—338 |
| Twine | 232 |

| V | |
|----------------|---------|
| | Page |
| Varnish | 176—177 |
| Vases | 298 |

| W | |
|-----------------------------------|---------|
| | Page |
| Walnuts | 34 |
| Wheat | 11—16 |
| Wheat Flour | 17—21 |
| Whisky | 99 |
| Williams' Baby Own Tablets | 153 |
| Williams' Pinkettes | 152 |
| Williams' Pink Pills | 154 |
| Wine | 91—100 |
| Wire | 307 |
| Wood | 123—130 |
| Wood Oil | 182—183 |
| Wool | 244 |
| Woollen Yarn | 241 |
| Woollen Blankets | 243 |

| Y | |
|----------------------|---------|
| | Page |
| Yarn, Cotton | 212—221 |
| Yarn, Woollen | 241 |

| Z | |
|-------------|------------------|
| | Page |
| Zinc | 169—170, 288—291 |

AN ANALYSIS OF
SHANGHAI COMMODITY PRICES
1923 - 1932

BY
THE RESEARCH DEPARTMENT
HEAD OFFICE, BANK OF CHINA
SHANGHAI

Price \$5.00

All Rights Reserved

1933

中國最近物價統計圖表

每冊定價國幣五元

編纂者 中國銀行總管理處經濟研究室

上海黃浦灘路二十二號

出版者 中國銀行總管理處經濟研究室

上海黃浦灘路二十二號

版權
所有

印刷者 新業印書館

上海七浦路一百四十二號

中華民國二十二年十二月初版

上海图书馆藏书



A541 212 0019 4492B

