DECLASSIFIED E.O. 12065 SECTION 3-402/NNDG NO. 775 013

GHQ/SCAP Records (RG 331, National Archives and Records Service)

Description of contents

(1) Box no. 2851

(2) Folder title/number: (24) (end)
Public Assistance Statistics

(3) Date: Jan. 1949 - Sept. 1949

(4) Subject:

Classification	Type of record
9760	c, p

(5) Item description and comment:
Kanto

(6) Reproduction: (Yes) No

(7) Film no. Sheet no.

(Compiled by *National Diet Library*)

DECLASSIFIED E.O. 12065 SECTION 3-402/NNDG NO. 775 013

September 1949

DECLASSIFIED E.O. 12065 SECTION 3-402/NNDG NO. 775 013

MONTHLY CONSOLIDATION, TABLE II K. W. DAILY LIFE SECURITY STATISTICS, KANTO REGION, SEPTEMBER 1949

1 AUGUST 1948 TOTAL POPULATION: 2,140,511 1,608,894 2,044,578 2,079,682 2,132,221 1,557,860 815,485 12,379,231 1,768,461

TOTAL JAPAN 80,216,896

ITEM (1)	CHIBA (2)	GUMMA (3)	IBARAKI (4)	NAGANO (5)	SAITAMA (6)	TOCHIGI (7)	YAMANASHI (8)	REGION TOTAL (9)	REGION AVERAGE (10)
NO. FAMILIES ASSISTED	8,870	7,916	8,089	9,348	10,473	5,536	5,262	55,494	7,928
NO. PERSONS ASSISTED IN FAMILY GROUPS	28,951	30,265	31,125	35,907	37,182	20,672	18,434	202,536	28,934
NO. UNATTACHED PERSONS ASSISTED	3,021	2,150	2,645	2,803	2,734	1,878	948	16,179	2,311
TOTAL NO. PERSONS ASSISTED	31,972	+ 32,415	+ 33,770	+ 38,710	+ 39,916	+ 22,521	+ 19,382	218,686	31,241
CASH GRANTS TO FAMILIES	9,750,372	14,838,291	11,190,679	21,663,837	17,057,307	9,303,822	7,510,341	91,314,649	13,044,950
AVERAGE CASH GRANTS TO FAMILIES	1099	1,875	1383	2317	1,629	1681	1,427	11,411	1,630
CASH GRANTS TO UNATTACHED PERSONS	2,726,570	2,505,005	2,719,824	3,459,843	2,273,345	1,668,060	603,210	15,955,857	2,279,408
AVERAGE CASH GRANTS TO UNATTACHED PERSONS	903	1,212	1028	1234	831	888	636	6,732	962
TOTAL CASH GRANTS	12,476,942	17,343,296	13,910,503	25,123,680	19,330,652	10,971,882	8,113,551	106,973,506	15,281,929
AVERAGE GRANTS PER CASE	1,049	1,723	1296	2068	1463	1480	1,307	10,386	1484
AVERAGE ASSISTANCE									
TOTAL PERSONS ASSISTED	390	535	406	649	484	487	418	3,369	481
NO. PERSONS RECEIVING PUBLIC ASSISTANCE PER 1000 POPULATION:	14.93	20.14	16.51	18.61	18.72	14.45	23.76	16.85	16.85

NATIONAL AVER. 21.

DECLASSIFIED E.O. 12065 SECTION 3-402/NNDG NO. 775 013

Table 1

Number of families and persons, not in institutions, receiving public assistance, and cash amount granted in September, 1949.

	Ibaraki Pref.
1. Number of families assisted:	8,193 (8,089)
2. Number of persons represented in line 1:	31,714 (31,125)
3. Number of unattached persons assisted:	2,649 (2,645)
4. Total number of persons:	34,363 (33,770)
5. Cash grants to families (yen):	11,190,679
6. Cash grants to unattached persons (yen):	2,719,824
7. Total cash grants in yen:	13,910,503
8. Repayment to the Government for assistance granted in cash (yen):	
9. Net amount of cash grants in yen (line 7 minus line 8):	13,910,503

Table 2

Number of persons in public or private welfare institutions at Government Expence in September 1949 by type of institutions.

Type of institution	Number of persons	Amount of money
	Ibaraki Pref.	
1. Homes for aged.	59 (59)	¥ 68,526
2. Orphenages.	70	121,159
3. Industrial school and reformatories	149	284,569
4. Juvenile delinquents home.	34	67,950

DECLASSIFIED E.O. 12065 SECTION 3-402/NNDG NO. 775 013

5. Hospitals.	596	(596)	2,865,819
6. Blind institutions.	18		23,789
7. Deaf and dumb institutions.	30		38,259
8. Crippled children's institutions.	-		-
9. Homes for mothers and childrens.	301	(120)	156,393
10. Ishioka repatriates housing.	10	(10)	5,675
11.			
12.			
Total	1,267		3,632,139
Remarks	(785)		(2,998,863)

Table 3.

Number of persons not in institutions, receiving public assistance in September, 1949 by chief cause of dependency.

Ibaraki Pref.

Chief cause	Number of persons
1. Damaged property.	5,601
2. Unemployment.	1,247
3. Old age (65 years and over)	3,807
4. Children without support (under 16).	11,100
5. Blindness.	324
6. Sickness, Incapacity, Birth or Deaths.	3,044
7. Others	9,181
8. Persons who has not ability to support all his family.	59
9. Total number of persons.	34,363

Jud 4

DECLASSIFIED E.O. 12065 SECTION 3-402/NNDG NO. 775 013

Table 4.

Cost of public assistance in kind granted in September 1949.

Commodities	Cost in yen (Ibaraki Pref.)
1. Food-stuffs.	¥ 96,619
2. Household Utnsils and Furnishings.	95,706
3. Clothing and textiles.	914,352
4. Medical supplies.	2,210
5. Construction materials and tools.	-
6. Others.	20,563
7. Total cost.	1,129,450
8. Repayment to the Government for assistance granted in kind.	-
9. Net cost.	1,129,450

Ind. #1

DECLASSIFIED E.O. 12065 SECTION 3-402/NNDG NO. 775 013

T A B L E 1

NUMBER OF FAMILIES AND PERSONS, NOT IN INSTITUTIONS, RECEIVING PUBLIC ASSISTANCE, AND CASH AMOUTS GRANTED IN SEPTEMBER 1949

	Kana gawa Prefecture
1. Number of Families assisted (Not including family of Single pesson)	14,997
2. Number of Persons Represented in line 1.	56,253
3. number of unattached persons assisted.	3,566
4. Total number of persons assisted (line 2 & 3)	59,819
5. Cash Grants to Families (Yen)	25,786,169
6. Cash Grants to unattached persons (Yen)	3,820,120
7. Total cash Grants in Yen (line 5 & 6)	29,606,289
8. Repayments to the Government for assistance Granted (Yen)	26,800
9. Net amount of cash Grants in Yen (Difference between 7 & 8)	29,579,489

Incorrect figures are due to the typhoon

DECLASSIFIED E.O. 12065 SECTION 3-402/NNDG NO. 775 013

T A B L E 11

NUMBER OF PERSONS IN PUBLIC OR PRIVATE WELFARE INSTITUTIONS AT GOVERNMENT EXPENSE IN SEPTEMBR 1949

Kanagawa Prefecture

Type of Institution	Number of persons	
1. Homes for aged	399	+7
2. Orphanages	1,141	+217
3. Industrial School and Reformatories	26	—
4. Juvenile Delinquente Home	306	−4
5. Hospitals	2,770	−450
6. Blind Institutions	26	−1
7. Deaf of Dumb-Institutions	-	
8. Crippled Children's Institutions	-	
9. Home for Mothers and Children	249	+21
10. Others (specigy) Shingeikai Kyo (Mikan dai) 9 ; (Kawasaki) 84 ; Kaizuka Nursery 22	115	−8
TOTAL NUMBER OF PERSONS	5,032	

REMARKS:

public Cash Grants payed for the protection of the above mentioned people Yen

17,455,975

DECLASSIFIED E.O. 12065 SECTION 3-402/NNDG NO. 775 013

T A B L E 111

NUMBER OF PERSONS, NOT IN INSTITUTIONS, RECEIVING PUBLIC ASSISTANCE IN SEPTEMBER 1949 (The main causes of their Dependency)

Kanagawa Prefecture

Chief Causes	Number of Persons Affected	
1. Damaged property	26,592	+ 19,811
2. Unemployment	2,188	+ 503
3. Old age (65 years old and over)	4,218	— 1
4. Children without support (under 16)	18,709	+ 364
5. Blindness	255	+ 8
6. Sickness, Incapacity, Births or Deaths	6,317	— 59
7. Others (Specify)	1,540	+ 219
Miscellaneous	-	
Total number of persons	59,819	+20,845

DECLASSIFIED E.O. 12065 SECTION 3-402/NNDG NO. 775 013

TABLE 1111

COST OF PUSLIC ASSISTANCE IN KIND GRANTED DRANTED SEPTEMBER 1949

Kanagawa Prefecture

Commodities	Cost in Yen
1. Foodstuffs	1,662
2. Household Utensils and Furnisngs	-
3. Clothing an Textiles	5,489,903
4. Medical Supplies	-
5. Construction Materials and Tools	-
6. Others (Specify)	1,311,905
Miscellaneous	-
Total Cost (Yen)	6,803,470

DECLASSIFIED E.O. 12065 SECTION 3-402/NNDG NO. 775 013

Table 1. Number of families and persons, not in institutions, receiving public assistance, and amount granted in September, 1949.

Name of Pref.: Saitama-ken

1.	Number of families assisted.	(10,473) 10,473
2.	Number of persons represented in line 1.	(37,182) 37,182
3.	Number of unattached persons assisted.	(2,734) 2,738
4.	Total number of persons assisted.	(39,916) 39,920
5.	Cash grants to families (yen)	(17,057,307) 17,057,307
6.	Cash grants to unattached persons.	(2,273,345) 2,276,825
7.	Total cash grants in yen (line 5 + line 6)	(19,330,652) 19,334,132
8.	Repayment to the Government for assistance.	- -
9.	Net amounts of cash grants in yen (line 7 - line 8)	(19,330,652) 19,334,132

Remarks: The figures in parentheses show the number of families and persons that received assistance and amount of cash granted under the Daily Life Security Law.

DECLASSIFIED E.O. 12065 SECTION 3-402/NNDG NO. 775 013

Table 2. Number of persons in public or private welfare institutions at Government expenses in September, 1949.

Name of Pref.: Saitama-ken

1.	Homes for aged.	77 persons
2.	Orphanages.	187 "
3.	Industrial schools and reformatories.	179 "
4.	Juvenile delinquents' homes.	-
5.	Hospitals.	648 "
6.	Blind institutions.	-
7.	Deaf or dumb institutions.	-
8.	Crippled children's institutions.	-
9.	Home for mothers and children.	306 "
10.	Vagrant protection institution.	77 "
	Total number of persons.	1,474 "

Remarks: No. of persons that received assistance under the Daily Life Security Law.

Persons: 1,071 Cash: 3,721,601 yen

DECLASSIFIED E.O. 12065 SECTION 3-402/NNDG NO. 775 013

Table 3. Number of persons, not in institutions, receiving public assistance in September, 1949. by chief cause of dependency.

Name of Pref.: Saitama-ken

Chief cause	Number of persons affected
1. Damaged property	2,654
2. Unemployment	1,684
3. Old age (65 years and over)	3,994
4. Children without support (under 18)	15,308
5. Blindness	515
6. Sickness, incapacity, birth or death	10,661
7. Repatriates from abroad	743
8. Demobilized personnel	228
9. Families of un-demobilized personnel	760
10. Orphans	571
11. Families of those who are not yet repatriated	2,139
12. Others	2,663
Total number of persons	39,920

DECLASSIFIED E.O. 12065 SECTION 3-402/NNDG NO. 775 013

Table 4. Cost of public assistance in kind granted in September, 1949.

Name of Pref.: Saitama-ken

Commodities	Cost in yen
1. Foodstuffs	-
2. Household utensils and furnishings	-
3. Clothing and textiles	8,400
4. Medical supplies	-
5. Construction materials and tools	-
6. Other (specify)	-
7. Total cost	8,400

Clothings distributed to Pref. Child Welfare Sect.

Item	Qauntity	Unit price	Sum
		yen	yen
Coats	6	500 yen	3,000 yen
Trousers	6	500 "	3,000 "
Drawers	6	200 "	1,200 "
Shirts	6	200 "	1,200 "
TOTAL:	24		8,400 "

DECLASSIFIED E.O. 12065 SECTION 3-402/NNDG NO. 775 013

THE GOVERNMENT OF SAITAMA PREFECTURE
URAWA CITY, SAITAMA PREFECTURE

(Daily Life Security Sect.)

IO- 1173 25 Oct., 1949.

SUBJECT: PUBLIC AND PRIVATE WELFARE ACTIVITIES FOR SEPT.

TO : KANTO CIVIL AFFAIRS REGION

Public and private welfare activities.

(a) Public Assistance.

a. Total number of persons receiving public assistance.

Relief Recipients	No. of needy persons
1. Damaged property	2,731
2. Jobless persons	1,684
3. Old age (65 years and over)	4,071
4. Orphan	758
5. Children without support	15,614
6. Blindness	515
7. Sick or wounded persons	10,213
8. Crippled persons	1,096
9. Repatriates from abroad	743
10. Demobilized personnel	228
11. Families of persons who have not demobilized yet.	760
12. Families of persons who are abroad	139
13. Others	2,842
14. Total	41,394

b. Net amount of cash granted in yen: ¥23,764,026

c. Total number of persons being cared for in institutions.

DECLASSIFIED E.O. 12065 SECTION 3-402/NNDG NO. 775 013

By categories	No. of persons accommo-dated	Persons being cared for under Daily Life Security Law	Child Welfare Law	Under Mental Patients Nursing Law	Others
1. Home for aged					
Showa-en	77	77	-	-	-
2. Orphanage					
St. Joseph Home	32	-	32	-	-
Saitama Orphanage (Ikuji-in)	37	-	37	-	-
Aisen-ryo	41	-	41	-	-
Ikushin-ryo	19	-	19	-	-
Dojin-gakuin	13	-	13	-	-
KKoho-kai Tamayodo-en	8	-	8	-	-
Sato-oya(Yokoyama)	6	-	6	-	-
" (Shibazaki)	3	-	3	-	-
" (Izawa)	1	-	1	-	-
Kami-gakuen	19	-	19	-	-
Kumiai-en	12	-	8	-	4
3. Vagrant Institutions					
Kyoei-kan Branch	99	77	-	-	22
4. Tuberculosis Sanatoria					
Saitama Sanatorium	524	167	-	-	357
5. State Hospital					
Tokorozawa Hospital	72	24	-	-	48
Saitama Hospital	192	66	-	-	126
Toyooka Hospital	160	56	-	-	104
Kawaguchi Saisei Hospital	43	12	-	-	31
Private Hospital	390	286	-	37	67
6. Mothers' Home					
Suiko-kai Women's Town	50	50	-	-	-
Tyoei-kan					

DECLASSIFIED E.O. 12065 SECTION 3-402/NNDG NO. 775 013

By categories	No. of persons accommodated	Persons being cared for under Daily Life Security Law	Child Welfare Law	Under Mental Patients Nursing Law	Others
Kyoei-kan Main building	152	118	-	-	34
Kumagaya Mothers' Home	31	31	-	-	-
Kawaguchi Engokan	33	16	-	-	17
Warabi Mothers' Home	64	14	-	-	50
Asahicho Mothers' Home	66	59	-	-	7
Urawa Mothers' Home	41	18	-	-	23
Musashino-gakuin	118	-	-	-	118
Saitama-gakuen	61	-	-	-	61
Total:	2,364	1,071	187	37	1,069

Note: 179 persons accommodated in Musashino-gakuin and Saitama-gakuen are receiving assistance under the Juvenile Protection Law.

Industrial Training Institute

By categories	No. of persons accommodated	Persons being cared for under Daily Life Security Law	Others
Kawagoe Industrial Training Institute	28	14	14
Fukuda-mura "	14	9	5
Chichibu-Welfare "	33	14	19
Kasukabe "	8	7	1
Yorii-machi "	23	10	13
Urawa-shi "	86	11	75
Toyooka-Welfare "	80	50	30
Higashiagano-mura "	33	19	14
Omiya Kyoei-kan "	26	25	1

DECLASSIFIED E.O. 12065 SECTION 3-402/NNDG NO. 775 013

By categories		No. of persons accommodated	Persons being cared for under Daily Life Security Law	Others
Oshi-machi Industrial Training Institute		24	3	21
Ogano-machi	"	15	9	6
Okegawa-machi	"	7	2	5
Kawaguchi Asahi-cho	"	20	18	2
Koshigaya-machi	"	54	40	14
Kumagaya-welfare	"	10	2	8
Kawaguchi Engo-kan	"	37	31	6
Kodama-machi	"	13	5	8
Hanyu-machi	"	14	3	11
Haraichiba-mura	"	14	12	2
Misho-mura	"	15	7	8
Mishiri-mura	"	7	1	6
Ogawa-machi	"	23	21	2
Kuki-machi	"	-.	-	-
Kitarotojuku-mura	"	40	25	15
Agano-mura	"	12	6	6
Tamagawa-mura	"	8	3	5
Minano-machi	"	7	3	4
Satte-machi	"	26	24	2
Total:		677	374	303

d. Total cost of assistance in kind:

(a) Reserve relief supplies

1. Food: None 2. Clothing: 2,980 pcs.

a. Quantity on hand at the beginning of month.

Food: None
Clothing: 3,004 pcs.

DECLASSIFIED E.O. 12065 SECTION 3-402/NNDG NO. 775 013

b. Added amount:

Food: None
Clothing: 3,004 pcs.

c. Distributed amount:

Food: None
Clothing: 3, 24 pcs.

3. Problems encountered in use of former Army-Navy food and clothing for welfare purposes.

None

(b) Repatriation:

1. Total number of repatriates who have returned to prefecture:

Former soldier: 328
Civilian : 20

2. Number of repatriates requiring public aid:

Former soldier: 35
Civilian : 10

The actual relief works under the Daily Life Security Law

Assistance classified	No. of families	No. of persons	Amount of money
Livelihood	11,326	37,739	16,265,663
Medical	2,558 (1,631)	3,023 (1,974)	6,698,078
Parturition	22 (22)	22 (22)	11,395
Occupation	64 (18)	64 (18)	64,964
Ceremonies	94 (94)	103 (103)	102,600
Total:	14,064 (1,765)	40,951 (2,114)	23,142,700

DECLASSIFIED E.O. 12065 SECTION 3-402/NNDG NO. 775 013

Condition of Commencement and Suspension of Assistance under the Daily Life Security Law

	No. of families	No. of persons
No. of persons and families receiving assistance consecutively from last month.	13,473	39,701
No. of persons and families receiving assistance from this month.	592	1,286
No. of persons and families granted no assistance this month.	451	1,115
No. of persons and families granted assistance this month.	14,065	40,987

Amount of assistance granted to persons living in or out of institutions

Classified by Law	Classified by residence	No. of persons	Amounts of money
A. Daily Life Security Law	Persons not living in the institutions	39,916	19,330,652
	Persons living in the institutions	1,071	3,812,048
B. Other Laws	Persons not living in the institutions	4	3,480
	Persons living in the institutions	403	617,846
C. Total	Persons not living in the institutions	40,987	23,142,700
	Persons living in the institutions	407	621,326
	Total:	41,394	23,764,026

Reasons for abolition or suspension of assistance granted under the Daily Life Security Law during Sept.

1. Due to the increase of income earned at the working place.	55
2. Due to the removal to other prefectures.	50

DECLASSIFIED E.O. 12065 SECTION 3-402/NNDG NO. 775 013

3. Due to the death.	33
4. Due to the increase of workable persons	51
5. Due to the recovery from illness.	140
6. Due to the assistance from relatives.	45
7. Due to the increase of income from agric.	25
8. Due to the increase of income from business	13
9. Due to marriage	13
10. Others	26
Total:	451

Reasons for Commencement of assistance granted under the Daily Life Security Law during Sept.

1. Due to suffering. (fire, flood, etc.)	26
2. Dut to unemployment	46
3. Due to old age	60
4. Dut to sickness	288
5. Due to the death of workable persons.	56
6. Due to the influx of persons to be supported.	17
7. Due to the influx of families to be supported.	12
8. Due to the decrease of income earned at the working place.	25
9. Due to the decrease of income from agric.	7
10. Due to the decrease of income from business.	8
11. Others	47
Total:	592

DECLASSIFIED E.O. 12065 SECTION 3-402/NNDG NO. 775 013

Classified by	No. of persons receiving assistance	Amount of money
Sick travellers not in institutions	4	3,480
Child Welfare Law	187	251,153
Mental Patients Nursing Law	37	199,800
Juvenile Protection Law	179	166,893
Total:	407	621,326

Chief of Daily Life Security Section

S/E/I

Tochigi
Dept

TABLE 1. Number of households and persons under public protection other than in institution and amount of grants in aid

1. Number of households protected (not including living alone)	6,626 (6,621)
2. Number of persons of the above households	20672 (20660)
3. Number of persons living alone who were protected	1878 (1871)
4. Total number of persons protected (total sum of space 2.3)	22550 (22621)
5. Total sum of grants to households over 2 persons (Yen)	9303.822
6. Total sum of grants to persons living alone (Yen)	1,668.060 (1,664.976)
7. Total cash grants in yen (Total sum of space 5. 6)	10,971.882 (10,968.798)
8. Amount of repayment Compensation (Yen)	—
9. Net amounts of cash grants in yen (difference between space 7 and 8)	10,971.882 (10,968.798)

TABLE 2. Number of persons protected at government expense in public or private welfare institution (by Type of Institution)

Type of Institution	Number of persons
1. Asylum for the aged	61
2. Orphanage	75
3. Industrial school and Reformatory	64
4. Juvenile protection body	—
5. Hospital	523
6. protective institution for the blind	13
7. Protective institution for the deaf and dumb	—
8. protective institution for crippled children	—

DECLASSIFIED E.O. 12065 SECTION 3-402/NNDG NO. 773013

2. Number of persons of the [illegible]	[illegible]
3. Number of persons living alone who were protected	1.878 (1.874)
4. Total number of persons protected (total sum of space 2.3)	22660 (22621)
5. Total sum of grants to households over 2 persons (Yen)	9203.822
6. Total sum of grants to persons living alone (Yen)	1668.060 (1664.976)
7. Total cash grants in yen (Total sum of Space 5. 6)	10871.882 (10868.798)
8. Amount of repayment Compensation (Yen)	—
9. Net amounts of cash grants in yen (difference between space 7 and 8)	10871.882 (10868.798)

TABLE 2. Number of persons protected at government expense in public or private welfare institution (by Type of Institution)

Type of Institution	Number of persons
1. Asylum for the Aged	61
2. Orphanage	74
3. Industrial school and Reformatory	64
4. Juvenile protection body	—
5. Hospital	523
6. protective institution for the blind	13
7. Protective institution for the deaf and dumb	—
8. protective institution for crippled children	—
9. Home for mothers and children	173
10. Tuburculosis Sanitarium	141
Total	1050
Living protection law. persons 904 ¥.365.207	

DECLASSIFIED E.O. 12065 SECTION 3-402/NNDG NO. 773 013

DECLASSIFIED E.O. 12065 SECTION 3-402/NNDG NO. 77 013

TABLE 3 Number of persons under public protection other than in institutions (by chief cause)

Chief Cause	persons
1. Loss and damage of household effects by earthquake and buildings	2,496
2. Unemployment.	280
3. Aged (Over 65 years of age)	2,312
4. Children without support (under 16 years of age)	2,677
5. Blindness	227
6. Sickness, wound deformity, incapacity, death and death	4,405
7. Families of men over seas	407
8. Large families (7 or more)	1,926
9. Other	820
Total	22,550

TABLE 4 Total cost of distance assitance in kind

Items	Cost (yen)
1. Food supplies	9,002,23
2. House-hold furnitures	
3. Clothings (cloth, blanket, etc)	
4. Medical supplies	
5. Bulding materials and Tools.	
Other	
Total	

DECLASSIFIED E.O. 12065 SECTION 3-402/NNDG NO. 775 013

... in institutions (by chief cause)

Chief Cause	persons
1. Loss and damage of household effects by calamity and buildings	2,496
2. Unemployment	280
3. Aged (Over 65 years of age)	2,312
4. Children without support (under 16 years of age)	9,677
5. Blindness	227
6. Sickness, wound deformity incapacity, birth and death	4,405
7. Families of men over sease	407
8. Large families (7 or more)	1,926
9. Other	820
Total	22,550

TABLE 4. Total cost of assistance in kind

Items	Cost (yen)
1. Food supplies	9,009.23
2. Household furnitures	
3. Clothings (cloth, blanket, etc)	
4. Medical supplies	
5. Bulding materials and Tools.	
other	
Total Cost (yen)	9,009.23

DECLASSIFIED E.O. 12065 SECTION 3-402/NNDG NO. 775013

Report on assistance Cases handled in September
month

Description	Livelihood assistance	Medical assistance	Total
1. No. cases of assistance brought into effect.	330	332	662
2. No. cases discontinued.	166	235	401
3. No. cases suspended.	38	62	100
4. No. application for assistance	394	260	654
a. No. cases approved.	351	249	600
b. No. cases rejected.	43	11	54
c. No. cases appealed due to disapproval.	8	2	10
(1) No. cases approved.	2	1	3
(2) No. cases rejected.	6	1	7
5. No. application for changing amount of assistance.	286	2	288
a. No. cases approved (increased in amount of assistance).	253	2	255
b. No. cases rejected.	33		33

TOCHIGI PREFECTURAL OFFICE
OF
JAPANESE GOVERNMENT
UTSUNOMIYA CITY, TOCHIGI PREF.

SUBJECT : Social Welfare Report.

TO : ~~Senior Military Government Officer, Tochigi Military Government Team~~
Chief Tochigi Civil Affairs Team

Ref No 1865
Date 29 Oct 24 49

Following is the report on the above subject for September

(a) Estimated number of hosehold and individual needed relief :

Household 7,414
Individual 23,350

(b) Public aid report :

(1) Total number of persons received public aid : persons 22,550 and housenolds
Household 7,414

(2) Net amount of cash grants in yen
¥ 10,971,882

(3) Total number of persons relieved in the welfare institutions : 1,050 (¥365,207)

(4) Total cost of aid in goods.
¥ 9,009.23

See the attached Sheet.

(5) School lunch expenses ¥109,678
persons 3,260

(6) Schooling expenses ¥ 787,844
persons 6216

Number of persons living alone
1,878

for Akira Kanai
JUKICHI KODAIRA
Governor
Tochigi Prefecture



DECLASSIFIED E.O. 12065 SECTION 3-402/NNDG NO. 775013

DECLASSIFIED E.O. 12065 SECTION 3-402/NNDG NO. 773 013

Number of Person Protected at Government expense in public or private welfare institution in September.

No.	Institution	Persons
1.	Asylum for the ages.	61
2.	Orphanage.	75
3.	Industrial school and hetermatry.	64
4.	Juvenile protection body.	—
5.	Hospital.	523
6.	Protictive institution for the blind.	13
7.	Protictive institution for the deaf and dumb.	—
8.	Protictive institution for crippled children.	—
9.	Home for mothers and children.	173
10.	Tuberculosis Sanitariam	141
11.		
12.	Other.	
	Totals	1,050.

DECLASSIFIED E.O. 12065 SECTION 3-402/NNDG NO. 775 013

NUMBER OF PERSONS PROTECTED BY OTHER THAN INSTITUTION

NO	CHIEF CAUSE	PERSONS
1	WAR SUFFERER	2049
2	DISASTER SUFFERER	447
3	UNEMPLOYED	220
4	AGED (65 OR MORE)	2,312
5	WIDOW WITH CHILDREN	8,999
6	BLIND	227
7	DISEASED	3,661
8	CRIPPLED	543
9	FAMILIES OF MEN OVER SEAS	407
10	LARGE FAMILIES (7 OR MORE)	1,926
11	OTHER	1,699
	TOTAL	22,550

PROTECTED PERSONS CHART

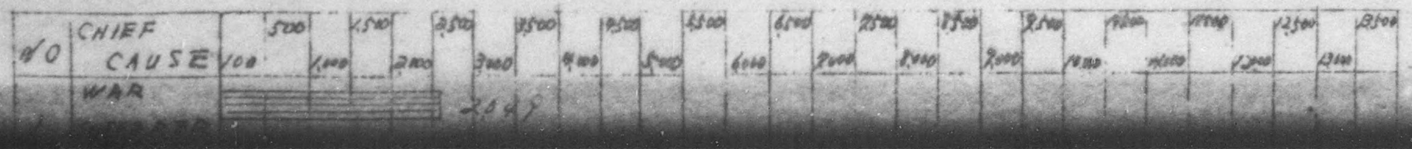

10	LARGE FAMILIES (7 OR MORE)	1,926
11	OTHER	1,699
	TOTAL	22,550

PROTECTED PERSONS CHART

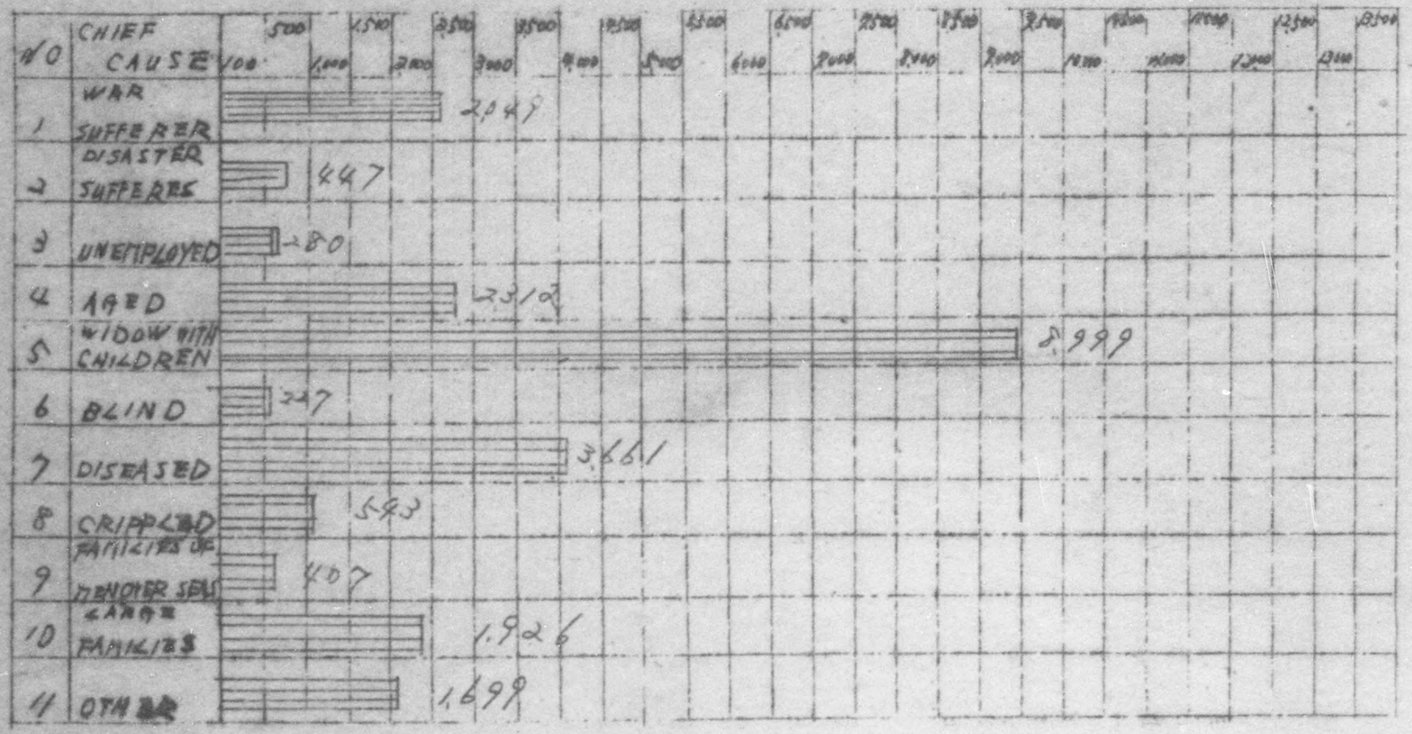

DECLASSIFIED E.O. 12065 SECTION 3-402/NNDG NO. 775 013

DECLASSIFIED E.O. 12065 SECTION 3-402/NNDG NO. 775013

STATUS OF EXPENSES PAID FOR PROTECTION (September)

I T E M S	CAUSE	AMOUNT (YEN)
LIVELI HOOD RELIEF	6774	936.216 —
MEDICAL TREATMENT	1467	5/48288 —
MID WIFE	21	13.160 —
BUSINESS RELIEF	18	22.000 —
FUNERAL AND FISTIVAL SERVICE RELIEF	79	80.350 —
TOTAL	8359	14.626.004 —
OFFICE BUSINESS OF PROTECTION INSTITUTION	———	44.249 —
MINSEIIEN	———	37.478 —
TOTAL	———	82.327 —
GRAND TOTAL	8359	14.708.331 —

DECLASSIFIED E.O. 12065 SECTION 3-402/NNDG NO. 773 013

CLASSIFICATION OF UNEMPLOYED

Laborer	94	(families 28)	
~~Dairy~~ Laborer	1		
Total	95		

TOTAL OF EXPENSES PAID FOR UNEMPLOYED ¥. 191.463
AGED IN AVERAGE 36

CLASSIFICATION OF RELIEF GOOD

ITEMS	QUANTITIES	AMOUNT (YEN)	ITEMS	QUANTITIES	AMOUNT (YEN)

Total	96	

TOTAL OF EXPENSES PAID FOR UNEMPLOYED ¥. 191.463
AGED IN AVERAGE 36

CLASSIFICATION OF RELIEF GOOD

ITEMS	QUANTITIES	AMOUNT (YEN)	ITEMS	QUANTITIES	AMOUNT (YEN)
food		9009.23			

No of foreigner living in this prefecture (As of September)

Nationality	No. households	population	relievs
Korea	897	3,133	329
China	28	112	
Formosa	12	27	
Canada	1	1	
Britain	1	1	
Russia (White)	1	1	
Peru	1	1	
Total	941	3,276	329

栃木県

DECLASSIFIED E.O. 12065 SECTION 3-402/NNDG NO. 773 013

横川村 (Yokokawa mura)	111,487	粕尾村 (Kasuo mura)	25,627	市羽村 (Ichiba mura)	37,625
平石村 (Hiraishi 〃)	24,743	栗野町 (Awano machi)	25,856	福井町 (Ukai machi)	57,321
瑞穂野村 (Mizuno 〃)	68,118	南摩村 (Namma mura)	20,127	南高根沢村 (Minamitakanezawa mura)	26,669
本郷村 (Hongo 〃)	64,265	加蘇村 (Kaso 〃)	52,155	水橋村 (Mizuhashi 〃)	28,284
上三川町 (Kaminokawa machi)	103,453	東大芦村 (Higashioashi 〃)	9,065	清原村 (Kiyohara 〃)	68,262
吉田村 (Yoshida mura)	51,576	西大芦村 (Nishioashi 〃)	19,239	計 (20) Total	1162,254
薬師寺村 (Yakushiji 〃)	52,273	阪神村 (Ijaga 〃)	15,272	大宮村 (Omiya mura)	91,684
明治村 (Meiji 〃)	41,226	小来川村 (Okorogawa 〃)	54,174	国府村 (Kokufu 〃)	19,404
雀宮村 (Suzumenomiya 〃)	107,474	管谷村 (Ochiai 〃)	62,289	稲葉村 (Inaba 〃)	削除
菅川村 (Sugatagawa 〃)	161,209	今市町 (Imaichi machi)	167,792	南犬飼村 (Minamiinukai 〃)	41,665
城山村 (Shiroyama 〃)	109,768	日光町 (Nikko 〃)	202,319	菅谷 (Sugaya 〃)	50,124
国本村 (Kuwamoto 〃)	402,028	三依村 (Miyori mura)	11,959	石橋町 (Ishibashi machi)	122,885
富屋村 (Tomiya 〃)	52,017	塩山村 (Kuriyama 〃)	28,636	国分寺村 (Kokubunji mura)	60,777
大沢村 (Osawa 〃)	94,589	藤原町 (Fujiwara machi)	82,773	桑村 (Kuwa mura)	16,840
豊岡村 (Toyooka 〃)	29,700	計 (22) Total	1,116,744	絹村 (Kinu 〃)	34,817
稚井村 (Shino 〃)	98,277	真岡町 (Moka machi)	66,574	小山町 (Oyama machi)	129,330
羽黒村 (Haguro 〃)	40,134	大内村 (Ouchi mura)	108,358	大谷村 (Oya mura)	45,216
絹島村 (Kinushima 〃)	34,510	中村 (Naka 〃)	80,197	間々田町 (Mamatamachi)	33,943
古里村 (Furusato 〃)	30,890	長峰村 (Nagamura 〃)	22,745	野木村 (Nogi mura)	49,416
田原村 (Tawara 〃)	56,288	上下田町 (Kugeta machi)	68,499	生井村 (Namai 〃)	11,681
豊郷村 (Toyosato 〃)	33,057	物部村 (Monobe mura)	45,238	寒川村 (Samukawa 〃)	14,521
計 (21) Total	2008,362	山前村 (Yamazaki 〃)	32,063	壬生村 (Hozumi 〃)	21,718
菊沢村 (Kikusawa mura)	52,765	玉野村 (Tano 〃)	40,659	豊田村 (Toyoda 〃)	26,062
北犬飼村 (Kitainukai 〃)	26,810	芦子村 (Ashiko machi)	23,752	吉村 (Nagi 〃)	9,551
北那須村 (Kitanasuno 〃)	16,770	七井村 (Nanai mura)	37,278	瑞穂村 (Mizuho 〃)	22,179
南那須村 (Minaminasuno 〃)	64,390	逆川村 (Sakagawa 〃)	29,264	水代村 (Mizushiro 〃)	33,824
西方村 (Nishikata 〃)	65,990	茂木町 (Motegi machi)	138,000	部屋村 (Heya 〃)	29,830
粟野村 (Awano 〃)	20,862	上川村 (Nakagawa mura)	44,510	藤岡町 (Fujioka machi)	43,109
清洲村 (Kiyosu 〃)	25,750	須佐村 (Susa mura)	26,775	赤麻村 (Akama mura)	55,707
永野村 (Nagano 〃)	23,972	小貝村 (Kogai 〃)	29,211	三箇村 (Mikawa 〃)	30,661

生生町 (Ikubu machi)	180,163	川西町 (Kawanishi machi)	58,409	永室村 (Hisuro mura)	29,071
岩舟村 (Iwafune mura)	17,364	黒羽町 (Kuroobane 〃)	84,243	野上村 (Nogami 〃)	45,332
小野寺村 (Onodera 〃)	29,294	須賀川村 (Sukagawa mura)	129,642	寺子村 (Hikoko 〃)	39,515
富山村 (Tomiyama 〃)	63,186	両郷村 (Ryogo 〃)	54,825	新合村 (Shingo 〃)	28,240
静和村 (Shizuwa 〃)	29,540	伊王野村 (Iono 〃)	76,857	赤見町 (Akami machi)	56,501
塩川村 (Miyakawa 〃)	23,635	芦野町 (Ashinomachi)	52,477	計 (9) Total	736,866
吹上村 (Fukiage 〃)	24,997	那須村 (Nasu mura)	240,576	毛野村 (Kemi mura)	84,582
喜屋村 (Teraya 〃)	55,177	鍋掛村 (Nabekake 〃)	46092	高田村 (Tomita 〃)	43,275
亜使村 (Ajisu 〃)	31,307	金田村 (Kaneta 〃)	107,389	安塚村 (Azuka 〃)	42,345

DECLASSIFIED E.O. 12065 SECTION 3-402/NNDC NO. 775 013

計(21) Total	208,362	山前村(Yamazaki ")	32,063	穂積村(Hozumi ")	24,116
菊沢村(Kikusawa mura)	52,765	玉野村(Tano ")	40,059	豊田村(Toyoda ")	26,062
北犬飼村(Kita-inukai ")	26,810	益子町(Mashiko machi)	23,752	口村(Naka ")	9,551
北那須村(Kita-nasu-hara ")	16,770	七井村(Nanai mura)	37,278	瑞穂村(Mizuho ")	22,179
南那須村(Minami-nasu-hara ")	64,390	黒川村(Sakagawa ")	69,264	水代村(Mizushiro ")	33,824
西方村(Nishikata ")	45,990	茂木町(Motegi machi)	38,000	都賀村(Heya ")	29,830
真名子村(Magago ")	20,862	上川村(Nakagawa mura)	44,510	藤岡町(Fujioka machi)	43,109
清洲村(Kiyosu ")	25,750	須藤村(Sudo mura)	26,775	赤麻村(Akama mura)	55,707
永野村(Nagano ")	23,972	小曽村(Kogai ")	29,311	三鴨村(Mikamo ")	30,661

生生町(Mibu machi)	180,163	川西町(Kawanishi machi)	58,409	永堂村(Hinomo mura)	29,071
岩舟村(Iwafune mura)	17,364	粟野町(Kuronano ")	84,243	野上村(Nogami ")	45,332
小野寺村(Onodera ")	29,294	坂東山村(Sakagawa mura)	129,642	井頭村(Hikoma ")	39,515
富山村(Tomiyama ")	63,186	両郷村(Ryogo ")	54,845	新合村(Shingo ")	28,240
静和村(Shizuwa ")	29,540	伊王野村(Iono ")	26,857	赤羽町(Akamatsu machi)	56,501
皆川村(Minakawa ")	23,625	芦野町(Ashino machi)	52,477	計(9) Total	736,866
吹上村(Fukiage ")	24,997	那須村(Nasu mura)	240,576	毛野村(Keno mura)	84,582
真岡町(Tenno ")	55,157	鍋掛村(Nabekake ")	46,092	富田村(Tomita ")	43,275
赤津村(Akatsu ")	31,307	金田村(Kaneta ")	107,389	寺草村(Azuma ")	42,305
家中村(Ienaka ")	68,672	黒羽町(Kuroiso machi)	137,321	北郷村(Kitago ")	61,425
計(14) Total	1500,120	東那須野村(Higashi-nasuno mura)	43,516	名草村(Nagusa ")	41,733
矢板町(Yaita machi)	121,426	新野村(Kanno mura)	116,122	三重村(Mie ")	27,536
泉村(Izumi mura)	31,810	西那須野町(Nishi-nasuno machi)	100,546	小前村(Koyamai ")	3,982
箒根村(Hokine ")	29,787	高林村(Takabayashi mura)	23,723	三和村(Miwa ")	66,298
塩原町(Shiobara machi)	56,504	計(20) Total	1,286,668	塩原町(Hajikami machi)	53,062
船生村(Funyu mura)	65,572	鹿山町(Kanasuyama machi)	182484	大俣町(Omata ")	56,610
玉生村(Tamanyu ")	67,515	向田村(Mukoda mura)	48665	西村(Nishi mura)	63,530
大宮村(Omiya ")	62,624	境村(Sakai ")	90896	柳田村(Yanada ")	13,288
氏家町(Uji machi)	84,884	下石川村(Shimo-ishikawa ")	82641	久野村(Kuno ")	24,394
阿久津村(Akutsu mura)	61,555	七合村(Nanago ")	46729	筑波村(Tsukuba ")	42,300
北飯次村(Kita-iitsugi ")	57,878	武茂村(Mumo ")	158,80	御前山町(Mikuriyama machi)	33,741
逆田村(Nita mura)	95,637	馬頭町(Bato machi)	91278	山方町(Yamabe ")	126,149
喜連川町(Kitsuregawa machi)	86,517	大内村(Ouchi mura)	38980	足尾町(Ashio ")	187625
片岡村(Kataoka mura)	36,495	大山田村(Oyamada ")	26910	計(17) Total	1063,995
計(13) Total	872,461	小川町(Ogawa machi)	98640	宇都宮市(Utsunomiya shi)	2045,941
大川原町(Okawara machi)	194,887	烏山村(Karasuyama mura)	214,86	栃木市(Tochigi shi)	318,141
親園村(Chikazono mura)	48,700	計(15) Total	814589	佐野市(Sano shi)	416,364
野崎村(Nozaki ")	53,754	田部町(Tamura machi)	106,316	足利市(Ashikaga shi)	495,374
佐久山町(Sakuyama machi)	66,956	三和村(Miyoshi mura)	86,62	鹿沼市(Kanuma shi)	343,161
上江川村(Kamiegawa mura)	67,536	西生町(Kuzu machi)	202,111	計(5) Total	3618,981
鴻巣上村(Uzugami ")	53,117	帝釈村(Taishaku mura)	43,155	合計(Grand total)	14708,331

DECLASSIFIED E.O. 12065 SECTION 3-402/NNDG NO. 775 013

DECLASSIFIED E.O. 12065 SECTION 3-402/NNDG NO. 775013

添付すべき書類之

第一表　昭和二十四年九月中施設外で公的援護を受けた世帯及び人員数並びに給與金

Table I. Number of Families and Persons, Not in Institutions receiving public assistance and Cash amounts granted in Sep (month) 1949.

山梨縣
Yamanashi Prefecture

1.	保護を受けた世帯数（一人世帯を含まない。） Number of Families assisted	5,262 (5,262)
2.	右上世帯の人員数 Number of persons represented in line 1.	18,434 (18,434)
3.	保護を受けた一人世帯数 Number of unattended persons assited.	948 (948)
4.	保護を受けた人員総数（2+3） Total number of persons assisted (line 2+ line 3)	19,382 (19,382)
5.	二人以上の世帯に対する給与金額（円） Cash granted to families (Yen)	7,510,341
6.	一人世帯に対する給与金額（円） Cash granted to unattended person (Yen)	603,210
7.	給与金額（円）（5+6） Total Cash granted (Yen) (line 5 plus line 6)	8,113,551
8.	償還及弁償金額（円） Repayments to the Government for assistance grants (Yen)	-
9.	給与金実支出（円）（7-8） Net amount of cash grant in Yen (line 7 minus line 8)	8,113,551

括弧内は生活保護法該当世帯人員
Figures in parenthesis show, number of members of

granted in Sep (month) 1947

山梨縣
Yamanashi Prefecture

1.	保護を受けた世帯数（一人世帯を含まない） Number of Families assisted	5.262 (5.262)
2.	右上世帯の人員数 Number of persons represented in line 1.	18.434 (18.434)
3.	保護を受けた一人世帯数 Number of unattended persons assited.	948 (948)
4.	保護を受けた人員総数（2+3） Total number of persons assisted (line 2 + line 3)	19.382 (19.382)
5.	二人以上の世帯に対する給与金額（円） Cash granted to families (Yen)	7.510.341
6.	一人世帯に対する給与金額（円） Cash granted to unattended person (Yen)	603.210
7.	給与金額（円）（5+6） Total Cash granted (Yen) (line 5 plus line 6)	8.113.551
8.	償還及弁償金額（円） Repayments to the Government for assistance grants (Yen)	-
9.	給与金実支出（円）（7-8） Net amount of cash grant in Yen (line 7 minus line 8)	8.113.551

括弧内は生活保護法該当世帯人員
Figures in parenthesis show, number of members of families that fall under D.L.S.L.

Incl No. I

DECLASSIFIED E.O. 12065 SECTION 3-402/NNDG NO. 775 013

DECLASSIFIED E.O. 12065 SECTION 3-402/NNDG NO. 773 013

第一表　昭和二十四年九月中公私社会事業施設で公の経費に依り保護を受けた人員数（事業別）

Table II Number of Persons in Public or Private Welfare Institution at Government Expense in Sep. (month), 1949 by Type of Institution

山梨縣
Yamanashi Prefecture

事業名 Type of Institution	人員数 Number of Persons
1. 養老院 Homes for Aged	27
2 育児院 Orphanages	20
3. 少年教護院及矯正院 Industrial Schools and Reformatories	69
〃 少年保護団体 Juvenile delinquent homes	17
5 病院 Hospitals	386
6. 盲人保護施設 Blind Institutions	—
7. 聾唖者保護施設 Deaf or dumb Institutions	—
8. 肢体不自由児保護施設 Crippled childrens Institutions	—
9 母子ホーム	

2	育児院 Orphanages	20
3.	少年教護院及矯正院 Industrial Schools and Reformatories	69
4.	少年保護団体 Juvenile delinquent homes	17
5.	病院 Hospitals	386
6.	盲人保護施設 Blind Institutions	—
7.	聾唖者保護施設 Deaf or dumb Institutions	—
8.	肢体不自由児保護施設 Crippled childrens Institutions	—
9.	母子ホーム Homes for mothers and childrens	34
10.	浮浪者収容施設 accommodation installations of loafers	44
11.	託児施設 Day nursery institutions	28
	其の他 Other	—
	人員総数 Total number of Persons	624

金額（Amount of money） 1.693.803圓

生活保護法による人員 473人
(Number of People under D.L.S.L.)

金額 1.466.204圓
(Amount of money)

Incl: No. II

DECLASSIFIED E.O. 12065 SECTION 3-402/NNDG NO. 77 013

DECLASSIFIED E.O. 12065 SECTION 3-402/NNDG NO. 775 013

第三表　昭和二十四年九月中施設外で公的保護を受けた人員数(主ふ事由別)

Table III Number of Persons, not in Institutions, Receiving Public Assistance in Sep (month) 1949 by Chief Cause of Dependency.

山梨縣
Yamanashi Prefecture

主ふ理由 Chief Cause	該当人員(関係アル者ヲ含ム) Number of Persons
1. 災害のため家財住宅の損失毀損 Damaged Property	3.730
2. 失業 Unemployment	992
3. 老者(六十五才以上) Old age (65 years and over)	1.860
4. 扶養ゼルちい幼者(十六才未満) Children without Support (Under 16)	8.521
5. 失明 Blindness	110
6. 疾病傷痍、不具廃疾、出産死亡 Sickness, Incapacity, Birth or Death	3.265
7. 在外者留守家族 Number of members of families whose members are still abroad	594

2	Unemployment	
3.	老　　者（六十五才以上） Old age (65 years and over)	992
4.	扶養ナキ小兒…幼者（十六才未満） Children without Support (Under 16)	1.860
5	失　　明 Blindness	8.421
6.	疾病傷痍.不具廢疾.出産死亡 Sickness, Incapacity, Birth or Death	110
7.	在外者個有家族 Number of members of families whose members are still abroad	3264
		494
	其の他 Other	
	人員総数 Total Number of Persons.	310 19382

Incl: No III

DECLASSIFIED E.O. 12065 SECTION 3-402/NNDG NO. 773 013

第四表

昭和二十四年九月中公的給與を為したる物品の価格（円）

Table 10

Cost of Public Assistance in kind Granted in Sep. 1949
month

山梨縣
(Yamanashi Prefecture)

品目 Commodities	価格（円） Cost in Yen
1. 食糧 Food-stuffs	
2. 家財道具 Household utensils and Furnishings.	
3. 衣料（衣服、布地、毛布等） Clothing and Texture	
4. 医薬品 Medical Supplies	
5. 建築材料及建具類 Construction Materials and Tools.	
6. 何々（以上の外重要なるものあるときは品目記載のこと） Other (Specify)	
其の他 Other.	
総価格 Total cost (Yen)	

報告責任者　長田厚生課長

DECLASSIFIED E.O. 12065 SECTION 3-402/NNDG NO. 775 013

第四表

昭和二十四年 九月中公的給與を為したる物品の価格（円）

Table 10

Cost of Public Assistance in kind Granted in Sep. 1949
month

山梨縣
(Yamanashi Prefecture)

品目 Commodities	価格（円） Cost in Yen
食糧 1. Food-stuffs	
家財道具 2. Household utensils and Furnishings.	
衣料（衣服、布地、毛布等） 3. Clothing and Texture	
医薬品 4. Medical Supplies	
建築材料及建具類 5. Construction Materials and Tools.	
何々（以上の外重要なるものあるときは品目記載のこと） 6. Other (Specify)	
其の他 Other	
総価格 Total cost (Yen)	

報告責任者　長田厚生課長

DECLASSIFIED E.O. 12065 SECTION 3-402/NNDG NO. 773 013

Commodities	Cost in Yen
食糧 1. Food-stuffs	
家財道具 2. Household utensils and Furnishings.	
衣料（衣服、布地、毛布等） 3. Clothing and Texture	
医薬品 4. Medical Supplies	
建築材料及建具類 5. Construction Materials and Tools.	
何々（以上の外重要なるものあるときは品目記載のこと） 6. Other (Specify)	
其の他 Other.	
総価格 Total cost (Yen)	

報告責任者　長田厚生課長

Report by Osada, Chief of Social Welfare Section.

Incl: No. IV

DECLASSIFIED E.O. 12065 SECTION 3-402/NNDG NO. 775 013

DECLASSIFIED E.O. 12065 SECTION 3-402/NNDG NO. 775 013

Aug. 1949

DECLASSIFIED E.O. 12065 SECTION 3-402/NNDG NO. 775 013

Table 1

Number of families and persons, not in institutions, receiving public assistance, and cash amount granted in August, 1949.

	Ibaraki Pref.	
1. Number of families assisted:	8,099	(8,098)
2. Number of persons represented in line 1.	31,101	(31,100)
3. Number of unattached persons assisted.	2,630	(2,630)
4. Total number of persons.	33,731	(33,730)
5. Cash grants to families (yen)	10,447,905	
6. Cash grants to unattached persons (yen)	2,289,057	
7. Total cash grants in yen.	12,736,962	
8. Repayments to the Government for assistance granted in cash (yen)	-	
9. Net amount of cash grants in yen (line 7 minus line 8)	12,736,962	

Table 2

Number of persons in public or private welfare institutions at Government Expence in August 1949 by type of institutions.

Type of Institution		Ibaraki Pref. Number of persons		Amount of money
1. Homes for aged.	(42)	42	(44,644)	¥ 44,644
2. Orphanages.		65		80,850
3. Industrial school and reformatories.		153		314,166
4. Juvenile delinquents home.		33		68,667

Sept 59 70

Sept 49

1267 (785)

3,632,139

Incl. #1 (2,998,862)

DECLASSIFIED E.O. 12065 SECTION 3-402/NNDG NO. 775 013

5. Hospitals.	(527)	527	(2,646,889)
			¥ 2,646,889
6. Blind institutions.		17	23,610
7. Deaf or dumb institutions.		28	38,438
8. Crippled children's institutions.		-	-
9. Homes for mothers and childrens.			
	(178)	251	(87,042)
			156,478
10.			
11.			
12.			
Total		1,116	3,373,742
Remarks		(747)	(2,778,575)

Table 3.

Number of persons not in institutions, receiving public assistance in August, 1949 by chief cause of dependency.

Ibaraki Pref.

Chief cause.	Number of persons.
1. Damaged property.	5,009
2. Unemployment.	1,292
3. Old age (65 years and over)	3,841
4. Children without support (under 16)	10,852
5. Blindness.	374
6. Sickness, Incapacity, Births or Deaths.	2,756
7. Others.	9,340
8. Persons who has no ability to support all his family.	67 / 9407
9. Total number of persons.	33,731

Incl. #1

DECLASSIFIED E.O. 12065 SECTION 3-402/NNDG NO. 775 013

Table 4.

Cost of public assistance in kind granted in August 1949.

Ibaraki Pref.

Commodities	Cost in yen
1. Food-stuffs.	-
2. Household Utnsils and Furnishings.	-
3. Clothing and textiles.	-
4. Medical supplies.	-
5. Construction materials and tools.	-
6. Others.	-
7. Total cost.	-
8. Repayment to the Government for assistance granted in kind.	-
9. Net cost.	-

Incl. #1

DECLASSIFIED E.O. 12065 SECTION 3-402/NNDG NO. 775 013

Kanagawa

TABLE 1

NUMBER OF FAMILIES AND PERSONS, NOT IN INSTITUTIONS, RECEIVING PUBLIC ASSISTANCE, AND CASH AMOUNTS GRANTED IN AUGUST 1949

	Kanagawa Prefecture
1. Number of Families assisted (not including family of single person)	10,873
2. Number of Persons Represented in line 1.	35,703
3. Number of unattached persons assisted.	3,271
4. Total number of persons assisted.	38,974
5. Cash Grants to Families (Yen)	25,031,983
6. Cash Grants to unattached persons (Yen)	3,409,363
7. Total cash Grants in Yen (Line 5& 6)	28,441,346
8. Repayments to the Government for assistance Granted (Yen.)	
9. Net amount of cash Grants in Yen (Difference between 7 & 8)	28,441,346

DECLASSIFIED E.O. 12065 SECTION 3-402/NNDG NO. 775 013

T A B L E 11

NUMBER OF PERSONS IN PUBLIC OR PRIVATE WELFARE INSTITUTIONS AT GOVERNMENT EXPENSE IN AUGUST 1949 (BY TYPE OF INSTITUTION)

Kanagawa Prefecture

Type of Institution	Number of persons
1. Homes for aged	392
2. Orphanages	924
3. Industrial Schools and Reformateries	26
4. Juvenile Delinquen te Home	31o
5. Hospitals	3,220
6. Blind institutions	27.
7. Deaf or Dumb-institutions	-
8. Crippled Children's Institutions	-
9. Home for Mothers and Children	228
10. Others (specigy)	123
TOTAL NUMBER OF PERSONS	5,250

REMARKS:

Public cash Grants payed for the protection of the above mentioned people Yen

23,317,210

DECLASSIFIED E.O. 12065 SECTION 3-402/NNDG NO. 775 013

T A B L E 111

NUMBER OF PERSONS, NOT IN INSTITUTIONS, RECEIVING PUBLIC ASSISTANCE IN AUGUST 1949 (The main causes of their Depenancy)

Kanagawa Prefecture

Chief Causes	Number of Persons Affected
1. Damaged property	6,781
2. Unemployment	1,685
3. Old age (65 years old and over)	4,219
4. children without support (under 16)	18,345
5. Blindness	247
6. Sickness, Incapacity, Births or Deaths	6,376
7. Others (Specify)	1,321
Miscellaneous	-
Total number of persons	38,974

DECLASSIFIED E.O. 12065 SECTION 3-402/NNDG NO. 775 013

T A B L E IV

COST OF PUBLIC ASSISTANCE IN KIND GRANTED DURING AUGUST 1949

Kanagawa Prefecture

Commodities	Cost in Yen
1. Foodstuffs	-
2. Household Utensils and Furnishings	-
3. Clothing an Textiles	-
4. Medical Supplies	-
5. Construction Materials Tools	-
6. Others (Specify)	-
Miscellaneous	-
Total Cost (Yen)	-

DECLASSIFIED E.O. 12065 SECTION 3-402/NNDG NO. 775 013

Table 1. Number of families and persons, not in institutions, receiving public assistance, and amount granted in August, 1949.

Name of Pref.: Saitama-ken

1.	Number of families assisted.	(10,318) 10,318
2.	Number of persons represented in line 1.	(36,921) 36,921
3.	Number of unattached persons assisted.	(2,786) 2,790
4.	Total number of persons assisted.	(39,707) 39,711
5.	Cash grants to families (yen)	(15,996,213) 15,996,213
6.	Cash grants to unattached persons.	(2,987,181) 2,991,312
7.	Total cash grants in yen (line 5 + line 6)	(18,983,394) 18,987,525
8.	Repayment to the Government for assistance	- -
9.	Net amounts of cash grants in yen (line-7 - line 8)	(18,983,394) 18,987,525

Remarks: The figures in parentheses show the number of families and persons that received assistance and amount of cash granted under the Daily Life Security Law.

DECLASSIFIED E.O. 12065 SECTION 3-402/NNDG NO. 775 013

Table 2. Number of persons in public or private welfare institutions at Government expenses in August, 1949.

Name of Pref.: Saitama-ken

1.	Homes for aged.	76 persons
2.	Orphanages.	179 "
3.	Industrial schools and reformatories.	173 "
4.	Juvenile delinquents' homes.	-
5.	Hospitals.	623 "
6.	Blind institutions.	-
7.	Deaf or dumb institutions.	-
8.	Crippled children's institutions.	-
9.	Home for mothers and children.	296 "
10.	Vagrant protection institution.	77 "
	Total number of persons.	1,424 "

Remarks: No. of persons that received assistance under the Daily Life Security Law.

Persons: 1,035 Cash: 3,812,048 yen

DECLASSIFIED E.O. 12065 SECTION 3-402/NNDG NO. 775 013

Table 3. Number of persons, not in institutions, receiving public assistance in Aug. 1949 by chief cause of dependency.

Name of Pref.: Saitama-ken

Chief cause	Number of persons affected
1. Damaged property	2,854
2. Unemployment	1,607
3. Old age (65 years and over)	4,053
4. Children without support (under 18)	15,300
5. Blindness	485
6. Sickness, incapacity, birth or death	9,911
7. Repatriates from abroad	738
8. Demobilized personnel	157
9. Families of un-demobilized personnel	872
10. Orphans	462
11. Families of those who are not yet repatriated	108
12. Others	3,164
Total number of persons	39,711

DECLASSIFIED E.O. 12065 SECTION 3-402/NNDG NO. 775 013

Table 4. Cost of public assistance in kind granted in August, 1949.

Name of Pref.: Saitama-ken

Commodities	Cost in yen
1. Foodstuffs	-
2. Household utensils and furnishings	-
3. Clothing and textiles	-
4. Medical supplies	-
5. Construction materials and tools	-
6. Other (specify)	-
7. Total cost (yen)	-

DECLASSIFIED E.O. 12065 SECTION 3-402/NNDG NO. 775 013

THE GOVERNMENT OF SAITAMA PREFECTURE
URAWA CITY, SAITAMA PREFECTURE

(Daily Life Security Sect.)

LC-1064 25 Sept., 1949.

SUBJECT: PUBLIC AND PRIVATE WELFARE ACTIVITIES FOR AUG.

TO : SAITAMA CIVIL AFFAIRS TEAM

Public and private welfare activities.

(a) Public Assistance.

a. Total number of persons receiving public assistance.

Relief Recipients	No. of needy persons
1. Damaged property	2,931
2. Jobless persons	1,607
3. Old age (65 yeard and over)	4,129
4. Orphan	641
5. Children without support	15,596
6. Blindness	485
7. Sick or wounded persons	9,423
8. Crippled persons	1,111
9. Repatriates from abroad	738
10. Demobilized personnel	157
11. Families of persons who have not demobilized yet.	872
12. Families of persons who are abroad	108
13. Others	3,337
14. Total	41,135

b. Net amount of cash granted in Jan. ¥ 23,451,260

c. Total number of persons being cared for in institutions.

Incl. #2

DECLASSIFIED E.O. 12065 SECTION 3-402/NNDG NO. 775 013

By categories	No. of persons accommodated	Persons being cared for under Daily Life Security Law	Child Welfare Law	Under Mental Patients Nursing Law	Others
1.Home for aged.					
Showa-en	76	76	-	-	-
2.Orphanage					
St. Joseph Home	55	-	55	-	-
Saitama Orphanage (Ikuji-in)	38	-	38	-	-
Aisen-ryo	36	-	36	-	-
Ikushin-ryo	14	-	14	-	-
Dojin-gakuin	10	-	10	-	-
Koho-Kai Tamayodo-en	7	-	7	-	-
Sato-oya (Yokoyama)	6	-	6	-	-
" (Shibazaki)	2	-	2	-	-
" (Izawa)	1	-	1	-	-
Yoshimi-gakuen	17	-	17	-	-
Kumiai-en	15	-	15	-	-
3.Vagrant Institutions					
Kyosi-kan Branch	99	77	-	-	22
4.Tuberculosis Sanatoria					
Saitama Sanatorium	524	167	-	-	357
5.State Hospital					
Tokorozawa Hospital	51	28	-	-	23
Saitama Hospital	189	70	-	-	119
Toyooka Hospital	160	54	-	-	106
Kawaguchi Saisei Hospital	43	16	-	-	27
Private Hospital	288	251	-	37	-
6.Mothers' Home					
Suiko-kai Women's Town	33	33	-	-	2
Kyosi-kan Main building	152	118	-	-	34
Kumagaya Mothers' Home	35	33	-	-	2

DECLASSIFIED E.O. 12065 SECTION 3-402/NNDG NO. 775 013

By categories	No. of persons accommodated	Persons being cared for under Daily Life Security Law	Child Welfare Law	Under Mental Patients Nursing Law (Private)	Others
Kawaguchi Engokan	33	19	-	-	14
Asahicho Mothers' Home	66	56	-	-	10
Warabi Mothers' Home	63	14	-	-	49
Urawa Mothers' Home	37	20	-	-	17
Musashino-gakuin	117	-	-	-	117
Saitama-gakuen	56	-	-	-	56
TOTAL :	2,206	1,035	179	37	955

Note: 173 persons accommodated in Musashino-gakuin and Saitama-gakuen are receiving assistance under Juvenile Protection Law.

Industrial Training Institute

By categories	No. of persons accommodated	Persons being cared for under Daily Life Security Law	Others
Kawagoe Industrial Training Institute	28	14	14
Fukuda-mura "	14	9	5
Chichibu-Welfare "	33	14	19
Kasukabe "	8	7	1
Yorii-machi "	23	10	13
Urawa-shi "	86	11	75
Toyooka-Welfare "	80	50	30
Higashiagano-mura "	33	19	14
Omiya Kyosei-kan "	26	25	1
Oshi-machi "	24	3	21
Ogano-machi "	15	9	6
Okegawa-machi "	7	2	5
Kawaguchi Asahi-cho "	20	18	2
Koshigaya-machi "	54	40	14
Kumagaya-Welfare "	10	2	8
Kawaguchi Engo-kan "	37	31	6

DECLASSIFIED E.O. 12065 SECTION 3-402/NNDG NO. 775 013

By categories		No. of persons accommodated	Persons being cared for under P.L.S.L.	Others
Kodama-machi Industrial Training Institute		13	5	8
Hanyu-machi	"	14	3	11
Hanaichiba-mura	"	14	12	2
Misho-mura	"	15	7	8
Mishiri-mura	"	7	1	6
Ogawa-machi	"	23	21	2
Kuki-machi	"	-	-	-
Kitamotojuku-mura	"	40	25	15
Agano-mura	"	12	6	6
Tamagawa-mura	"	8	3	5
Minamo-machi	"	7	3	4
Satte-machi	"	26	24	2
TOTAL:		677	374	303

d. Total cost of assistance in kind:

(a) Reserve relief supplies

1. Food: None 2. Clothing: 3,004 pcs.

a. Quantity on hand at the beginning of month.

Food: None
Clothing: 3,004 pcs.

b. Added amount:

Food: None
Clothing: 3,004 pcs.

c. Distributed amount:

Food: None
Clothing: 3,004 pcs.

3. Problems encountered in use of former Army-Navy food and clothing for welfare purposes.

None

(b) Repatriation:

1. Total number of repatriates who have returned to prefecture:

DECLASSIFIED E.O. 12065 SECTION 3-402/NNDG NO. 775 013

Former soldier : 405
Civilian : 26

2. Number of repatriates requiring public aid:

Former soldier: 40
Civilian : 9

The actual relief works under the Daily Life Security Law

Assistance classified	No. of families	No. of persons	Amount of money
Livelihood	11,497	38,053	16,288,346
Medical	2,273 (1,325)	2,326 (1,430)	6,343,332
Parturition	28 (18)	28 (18)	15,950
Occupation	33 (15)	33 (15)	33,388
Ceremonies	102 (102)	102 (102)	109,226
TOTAL :	13,933 (1,460)	40,742 (1,565)	22,795,442

Condition of Commencement and Suspension of Assistance under the Daily Life Security Law

	No. of families	No. of persons
No. of persons and families receiving assistance consecutively from last month.	13,468	39,666
No. of persons and families receiving assistance from this month.	465	1,076
No. of persons and families granted no assistance this month.	460	1,041
No. of persons and families granted assistance this month.	13,933	40,742

DECLASSIFIED E.O. 12065 SECTION 3-402/NNDG NO. 775 013

Amount of assistance granted to persons living in or out of institutions

Classified by Law	Classified by residence	No. of persons	Amount of money
A. Daily Life Security Law	Persons not living in the institutions.	39,707	18,983,394
	Persons living in the institutions.	1,035	3,812,048
B. Other Laws	Persons not living in the institutions.	4	4,131
	Persons living in the institutions.	421	651,687
C. Total	Persons not living in the institutions.	39,711	18,987,525
	Persons living in the institutions.	1,456	4,463,735
	TOTAL :	41,167	23,451,260

Reasons for abolition or suspension of assistance granted under the Daily Life Security Law during Aug.

1.	Due to the increase of income earned at the working place.	42
2.	Due to the removal to other prefectures.	48
3.	Due to the death.	30
4.	Due to the increase of workable persons	36
5.	Due to the recovery from illness.	182
6.	Due to the assistance from relatives.	31
7.	Due to the increase of income from agric.	39
8.	Due to the increase of income from business.	7
9.	Due to marriage/	11
10.	Others.	33
	TOTAL :	465

Reasons for commencement of assistance granted under the Daily Life Security Law during July

1.	Due to suffering. (fire, flood, etc.)	5
2.	Due to unemployment	28
3.	Due to old age.	42

DECLASSIFIED E.O. 12065 SECTION 3-402/NNDG NO. 775 013

4.	Due to sickness.	239
5.	Due to the death of workable persons.	55
6.	Due to the influx of persons to be supported.	12
7.	Due to the influx of families to be supported.	11
8.	Due to the decrease of income earned at the working place.	11
9.	Due to the decrease of income from agric.	4
10.	Due to the decrease of income from business.	10
11.	Others.	43
	TOTAL:	460

Classified by	No. of persons receiving assistance	Amount of money
Sick travellers not in institutions	4	4,131
Child Welfare Law	179	245,381
Mental Patients Nursing Law	37	206,460
Juvenile Protection Law	175	199,846
TOTAL:	395	655,818

M. Asaura
Chief of Daily Life Security Section.

A/K/1

DECLASSIFIED E.O. 12065 SECTION 3-402/NNDG NO. 775 013

HEADQUARTERS
TOCHIGI CIVIL AFFAIRS TEAM
Utsunomiya, Tochigi Prefecture, Japan

Tochigi

APO 201
26 September 1949

SUBJECT: Social Welfare Report

TO : Chief, Headquarters Kanto Civil Affairs Region, APO 201
Attention: Public Welfare

Following is a copy of the report required from Japanese on the above subject for month of August (24 September 1949):

TABLE I. No. of households and individuals received Public Assistance and its cash grants for August 1949.
(Outdoor Relief)

Tochigi Prefecture

No.	Subject	Number or Amount
1.	No. of households received aid (Households of 1 individual were not included)	5,560 (5,489)*
2.	No. of individuals of above item	20,380 (20,311)*
3.	No. of households of 1 individual received aid	1,916 (1,904)*
4.	Total number of individuals received aid	22,296 (22,215)*
5.	Total amount of cash grant to hoseholds with over 2 individuals	¥ 8,946,714
6.	Total amount of cash grant to household with 1 individual	¥ 1,675,513
7.	Grand total amount of cash grant (Total of items 5 and 6)	¥10,622,227
8.	Repayment and indemnification	¥ 4,800
9.	Actual amount paid out as cash grant	¥10,617,427

The figures in ( ) mark is No. of persons of household under the Daily Life Security Law.

KANTO MCA REGION
SEP 30 1948
CAT
VAULT

DECLASSIFIED E.O. 12065 SECTION 3-402/NNDG NO. 775 013

TABLE II. No. of persons received public assistance in public or private institutions for August 1949.

Tochigi Prefecture

No.	Type of Work	Number of Persons
1.	Home for the aged.	63
2.	Orphanage.	71
3.	Home for juvenile training and education, and reformatory.	54
4.	Juvenile Protection Organization.	-
5.	Hospital.	553
6.	Blind man Protection Agency.	8
7.	Protection Agency for the deaf and dumb.	-
8.	Protection Agency for physically handicapped children.	-
9.	Mothers' Home.	176
10.	T. B. Sanatorium.	173
	TOTAL	998
	Under the Daily Life Security Law 970 Persons	¥ 4,080,547

TABLE III. No. of Persons received Public Assistance for August 1949. (Outdoor Relief)

No.	Main Reason	Number of Persons
1.	War Sufferer	2,414
2.	Disaster Sufferer	¥ 758
		3172
3.	Unemployed	261
4.	Old Aged (over 65)	2,286
5.	Children without Guardian (under 16 yars of age)	8,896
6.	Blind	198
7.	Diseased	3,253
7.1	Diseased	606
		3,859

DECLASSIFIED E.O. 12065 SECTION 3-402/NNDG NO. 775 013

No.	Main Reason	No. of Persons
8.	Crippled	606 / 3,624
9.	Families of man still overseas	363
10.	Large family (over 7)	1,920
11.	Others	1,341
	TOTAL	22,296

TABLE IV. Total cost of relief in Kind for August 1949

No.	Name of Goods	Cost in Yen
1.	Foodstuff	-
2.	Furniture	350
3.	Clothing (Stuffs like clothing, textile, Blanket, etc.)	18,957
4.	Medical supplies	-
5.	Construction Materials and tools	-
6.	Stationery	-
7.	Others	-
	TOTAL COST	19,307

FOR THE CHIEF:

CARL J. CARRILIO
Major, FA
Adjutant

添付すべき書類 2.

第一表　昭和二十四年八月中施設外で公的援護を受けた世帯及び人員数並びに給與金

Table I. Number of Families and Persons, not in Institutions receiving public assistance and Cash amounts granted in Aug (month) 1949.

山梨縣
Yamanashi Prefecture

1. 保護を受けた世帯数（一人世帯を含まない） Number of Families assisted	5.262 (5.262)
2. 右上世帯の人員数 Number of persons represented in line 1.	18.375 (18.375)
3. 保護を受けた一人世帯数 Number of unattended persons assited.	963 (963)
4. 保護を受けた人員総数（2+3） Total number of persons assisted (line 2 + line 3)	19.338 (19.338)
5. 二人以上の世帯に対する給与金額（円） Cash granted to families (Yen)	7.504.660
6. 一人世帯に対する給与金額（円） Cash granted to unattended person (Yen)	689.735
7. 給与金額（円）（5+6） Total Cash granted (Yen) (line 5 plus line 6)	8.194.395
8. 償還及弁償金額（円） Repayments to the Government for assistance grants (Yen)	—
9. 給与金実支出（円）（7−8） Net amount of cash grant in Yen (line 7 minus line 8)	8.194.395

括弧内は生活保護法該当世帯人員
Figures in parenthesis show, number of members of families that fall under D.L.S.L.

DECLASSIFIED E.O. 12065 SECTION 3-402/NNDG NO. 775 013

DECLASSIFIED E.O. 12065 SECTION 3-402/NNDG NO. 773 013

第一表　昭和二十四年八月中公私社会事業施設で公の経費に依り保護を受けた人員数（事業別）

Table II Number of Persons in Public or Private Welfare Institution at Government Expense in Aug (month) 1949 by Type of Institution

山梨縣
Yamanashi Prefecture

事業名 Type of Institution	人員数 Number of Persons
1. 養老院 Homes for Aged	27
2. 育児院 Orphanages	23
3. 少年教護院及矯正院 Industrial Schools and Reformatories	64
4. 少年保護団体 Juvenile delinquent homes	15
5. 病院 Hospitals	410
6. 盲人保護施設 Blind Institutions	-
7. 聾唖者保護施設 Deaf or dumb Institutions	-
8. 肢体不自由児保護施設 Crippled childrens Institutions	-
9. 母子ホーム	27

2.	Orphanages	23
3.	少年教護院及矯正院 Industrial Schools and Reformatories	64
4.	少年保護団体 Juvenile delinquent homes	15
5.	病院 Hospitals	410
6.	盲人保護施設 Blind Institutions	-
7.	聾唖者保護施設 Deaf or dumb Institutions	-
8.	肢体不自由児保護施設 Crippled childrens Institutions	-
9.	母子ホーム Homes for mothers and childrens	37
10.	浮浪者収容施設 accommodation installations of loafers	42
11.	託児施設 Day nursery institutions	29
	其の他 Other	-
	人員総数 Total number of Persons	647

金額（Amount of money） 2.637.426圓

生活保護法による人員 500人
(Number of People under D.L.S.L.)

金額2,516,370圓
(Amount of money)

Incl: No II

DECLASSIFIED E.O. 12065 SECTION 3-402/NNDG NO. 775 013

第三表　昭和二十四年八月中施設外で公的保護を受けた人員数(主ふ事由別)

Table III　Number of Persons, not in Institutions, Receiving Public Assistance in Aug (month) 1949 by Chief Cause of Dependency.

山梨縣
Yamanashi Prefecture

主ふ理由 Chief Cause	該当人員(関係ル者ラ含ム) Number of Persons
1. 災害のため家財住宅の損失毀損 Damaged Property	3.863
2 失業 Unemployment	1.111
3. 老齢 (六十五才以上) Old age (65 years and over)	1.812
4. 扶養ヲ必要トスル幼者 (十六才未満) Children without Support (Under 16)	8.543
5. 失明 Blindness	102
6. 疾病、傷痍、不具廃疾、出産死亡 Sickness, Incapacity, Birth or Death	2.985
7. 在外者個々家族 Number of members of families whose members are still abroad	651
	271 924
其の他 Other	271
人員総数 Total Number of Persons.	19.338

DECLASSIFIED E.O. 12065 SECTION 3-402/NNDG NO. 775 013

DECLASSIFIED E.O. 12065 SECTION 3-402/NNDG NO. 775 013

第四表

昭和二十四年八月中公的給與を為したる物品の価格（円）

Table 10

Cost of Public Assistance in kind Granted in Aug month 1949

山梨縣
(Yamanashi Prefecture)

品目 Commodities	価格（円） Cost in Yen
1. 食糧 Food-stuffs	
2. 家財道具 Household utensils and Furnishings.	
3. 衣料（衣服、布地、毛布等） Clothing and Texture	
4. 医薬品 Medical Supplies	
5. 建築材料及建具類 Construction Materials and Tools.	
6. 何々（以上の外重要なるものあるときは品目記載のこと） Other (Specify)	
其の他 Other.	
総価格 Total cost (Yen)	

報告責任者　長田厚生課長

Report by Osada, Chief of Social Welfare Section.

Commodities	Cost in Yen
1. 食糧 Food-stuffs	
2. 家財道具 Household utensils and Furnishings.	
3. 衣料（衣服、布地、毛布等） Clothing and Texture	
4. 医薬品 Medical Supplies	
5. 建築材料及建具類 Construction Materials and Tools.	
6. 何々（以上の外重要なるものあるときは品目記載のこと） Other (Specify)	
其の他 Other.	
総価格 Total cost (Yen)	

報告責任者　長田厚生課長

Report by Osada, Chief of Social Welfare Section.

Incl: No. IV

DECLASSIFIED E.O. 12065 SECTION 3-402/NNDG NO. 773 013

DECLASSIFIED E.O. 12065 SECTION 3-402/NNDG NO. 775 013

July 1949

DECLASSIFIED E.O. 12065 SECTION 3-402/NNDG NO. 775 013

Table I

Number of families and persons, not in institutions, receiving public assistance, and cash amount granted in July, 1949.

	Ibaraki Pref.	
1. Number of families assisted.	7,850	(7,847)
2. Number of persons represented in line 1.	29,790	(29,786)
3. Number of unattached persons assisted.	2,556	(2,556)
4. Total number of persons.	32,346	(32,346)
5. Cash grants to families (yen)	10,122,515	
6. Cash granfs to unattached persons (yen)	2,417,729	
7. Total cash grants in yen. (line 5 plus line 6)	12,540,244	
8. Repayments to the Government for assistance granted in cash (yen)	0	
9. Net amount of cash grants in yen (line 7 minus line 8)	¥2,540,244	

Table 2

Number of persons in public or private welfare institutions at Government Expence in July 1949 bu type of institution.

Ibaraki Pref.

Type of Institution.	Number of persons.	Amount of money.
1. Homes for aged.	54 (54)	¥ 52,345
2. Orphanages.	61	87,837
3. Industrial School and Reformatories.	115	279,281
4. Juvenile Delinquents Home.	27	66,143

Jpn. #1

DECLASSIFIED E.O. 12065 SECTION 3-402/NNDG NO. 775 013

5.	Hospitals.	626 (626)	2,897,494
6.	Blind institutions.	17	23,609
7.	Deaf or dumb institutions.	28	38,438
8.	Crippled children's institutions.	0	0
9.	Homes for mothers.	280 (243)	141,587
10.	Repatriates' housing in Ishioka.	11 (11)	6,370
11.	Shinsei housing in Tsuchiura.	112 (112)	33,091
12.			
	Total.	1,208	3,626,195
	Remarks.	(1,046)	(3,126,721)

Table 3.

Number ofpersons not in institutions, receiving public assistance in July, 1949 by chief cause of dependency.

Ibaraki Pref.

Chief cause.	Number of persons.
1. Damaged property.	4,697
2. Unemployment.	1,185
3. Old age (65 years and over)	3,567
4. Children without support (under 16)	10,382
5. Blindness.	331
6. Sickness, Incapacity, Births or Deaths.	2,772
7. Others.	9,345
8. Person who has no ability to support all his family.	67
9. Total number of persons.	32,346

Table 4.

Cost of public assistance in kind granted in July 1949.

Ibaraki Pref.

Incl. #1

DECLASSIFIED E.O. 12065 SECTION 3-402/NNDG NO. 775 013

Commodities	Cost in yen
1. Food-stuffs.	-
2. Household Utnsils and Furnishings.	40,800
Pot. 55	
Lunch Box. 179	
Bucket. 90	
3. Clothing and textiles.	41,697
123 bolts.	
4. Medical supplies.	-
5. Construction materials and tools.	-
6. Others.	-
7. Total cost.	82,497
8. Repayment to the Government for assistance granted in kind.	-
9. Net cost.	82,497

Incl. #1

DECLASSIFIED E.O. 12065 SECTION 3-402/NNDG NO. 775 013

T A B L E 1

NUMBER OF FAMILIES AND PERSONS, NOT IN INSTITUTIONS, RECEIVING PUBLIC ASSISTANCE, AND CASH AMOUNTS IN JULY 1949

Kanagawa prefecture

1. Number of Families assisted(Not including family of single pesson)	10.103
2. Number of Persons Represented in line 1.	34.928
3. Number of unattached persons assisted	3.171
4. Total number of persons assisted (line 2 & 3)	38.099
5. Cash Grants to Families (Yen)	24.580.162
6. Cash Grants to unattached persons (Yen)	3.241.991
7. Total cash Grants in yen (Line 5 & 6)	27.822.153
8. Repayments to the Government for assistance Granted (Yen)	46.603
9. Net amount of cash Grants in Yen (Difference between 7 & 8)	27.775.550

DECLASSIFIED E.O. 12065 SECTION 3-402/NNDG NO. 775 013

T a b l e 11

NUMBER OF PERSONS IN PUBLIC OR PRIVATE WELFARE INSTITUTIONS AT GOVERNMENT EXPENSE IN JULY 1949 (By type of institution)

	Kanagawa prefecture
1. Homes for aged	390
2. Orphanages	867
3, Industrial School and Reformatories	26
4. Juvenils Delinquente Home	338
5. Hospitals	2.836
6. Blind Institutions	27
7. Deaf or Dumb-Institutions	-
8. Crippled Children's Institutions	-
9. Home for Mothers and Children	213
10. Others (specigy) Shisaijikuryo 10, Kawasaki Shisaijikuryo 83, Kanakura Nursery 21, Konsenjan Sanatorium 1.	115
Total Number of Persons	4,812

REMARKS:

Public Cash Grants payed for the protection of the above mentioned people Yen 18,221,911

DECLASSIFIED E.O. 12065 SECTION 3-402/NNDG NO. 775 013

T A B L E 111

NUMBER OF PERSONS, NOT IN INSTITUTION, RECEIVING PUBLIC ASSISTANCE IN JULY 1949 (The main causes of their dependency).

Kanagawa prefecture

Chief Causes	Number of persons affected
1. Damaged property	6,510
2. Unemployment	1,382
3. Old age (65years old and over)	4,144
4. Children without support(under 16)	18,002
5. Blindness	246
6. Sickness, Incapacity, Births or Deaths	6,581
7. Others (Specify)	1,234
Miscellaneous	-
Total number of persons	38,099

DECLASSIFIED E.O. 12065 SECTION 3-402/NNDG NO. 775 013

T A B L E IV

COST OF PUBLIC ASSISTANCE IN KIND GRANTED DURING JULY 1949

Kanagawa prefecture

1. Foodstuffs	-
2. Household Utensils and Furnishings	-
3. Clothing an Textiles	-
4. Medical Supplies	-
5. Construction Materials and Tools	-
6. Other (Specify)	-
Miscellaneous	-
Total Cost (Yen)	-

DECLASSIFIED E.O. 12065 SECTION 3-402/NNDG NO. 775 013

Table 1. Number of families and persons, not in institutions, receiving public assistance, and amount granted in July, 1949.

Name of Pref.: Saitama-ken

1.	Number of families assisted.	(10,468) 10,468
2.	Number of persons represented in line 1.	(37,195) 37,195
3.	Number of unattached persons assisted.	(2,761) 2,763
4.	Total number of persons assisted.	(39,956) 39,958
5.	Cash grants to families (yen)	(14,933,219) 14,933,219
6.	Cash grants to unattached persons.	(2,072,791) 2,073,791
7.	Total cash grants in yen (line 5 + line 6)	(17,006,010) 17,007,010
8.	Repayment to the Government for assistance	- -
9.	Net amounts of cash grants in yen (line 7 - line 8)	(17,006,010) 17,007,010)

Remarks: The figures in parentheses show the number of families and persons that received assistance and amount of cash granted under the Daily Life Security Law.

DECLASSIFIED E.O. 12065 SECTION 3-402/NNDG NO. 775 013

Table 2. Number of persons in public or private welfare institutions at Government expenses in July, 1949.

Name of Pref.: Saitama-ken

1. Homes for aged.	73	persons
2. Orphanages.	211	"
3. Industrial schools and reformatories.	166	"
4. Juvenile delinquents' homes.	-	
5. Hospitals.	563	"
6. Blind institutions.	-	
7. Deaf or dumb institutions.	-	
8. Crippled children's institutions.	-	
9. Home for mothers and children.	275	"
10. Vagrant protection institution.	91	"
Total number of persons.	1,379	"

Remarks: No. of persons that received assistance under the Daily Life Security Law.

Persons: 966 Cash: 3,268,699 yen.

DECLASSIFIED E.O. 12065 SECTION 3-402/NNDG NO. 775 013

Table 3. Number of persons, not in institutions, receiving public assistance in July, 1949 by chief cause of dependency.

Name of Pref.: Saitama-ken

	Chief cause	Number of persons affected
1.	Damaged property	2,989
2.	Unemployment	1,599
3.	Old age (65 years and over)	4,006
4.	Children without support (under 18)	15,312
5.	Blindness	521
6.	Sickness, incapacity, birth or deaths	9,968
7.	Repatriates from abroad	761
8.	Demobilized personnel	168
9.	Families of un-demobilized personnel	808
10.	Orphans	447
11.	Families of those who are not yet repatriated	138
12.	Others	3,241
	TOTAL NUMBER OF PERSONS	39,958

DECLASSIFIED E.O. 12065 SECTION 3-402/NNDG NO. 775 013

Table 4. Cost of public assistance in kind granted in July, 1949.

Name of Pref.: Saitama-ken

Commodities	Cost in yen
1. Foodstuffs	-
2. Household utensils and furnishings	-
3. Clothing and textiles	-
4. Medical supplies	-
5. Construction materials and tools	-
6. Other (specify)	-
7. Total cost (yen)	-

DECLASSIFIED E.O. 12065 SECTION 3-402/NNDG NO. 775 013

The Government of Saitama Prefecture
Urawa City, Saitama Prefecture

(Daily Life Security Sect.)

LO - 965 25 August, 1949.

SUBJECT: PUBLIC AND PRIVATE WELFARE ACTIVITIES FOR JULY

TO : SAITAMA CIVIL AFFAIRS TEAM

Public and private welfare activities.

(a) Public Assistance.

a. Total number of persons receiving public assistance:

Relief Recipients	No. of needy persons
1. Damaged property	3,080
2. Jobless persons	1,599
3. Old age (65 years and over)	4,079
4. Orphan	658
5. Childrenswithout support	15,587
6. Blindness	521
7. Sick or wounded persons	9,437
8. Crippled persons	1,094
9. Repatriates from abroad	761
10. Demobilized personnel	168
11. Families of persons who have not demobilized yet.	808
12. Families of persons who are abroad	138
13. Others	3,407
14. Total	41,337

b. Net amount of cash granted in yen. ¥21,515,519

c. Total number of persons being cared for in institutions.

Encl. #23

DECLASSIFIED E.O. 12065 SECTION 3-402/NNDG NO. 775 013

By categories	No. of persons accommodated	Persons being cared for under Daily Life Security Law	Child Welfare Law	Under Mental Patients Nursing Law	Others
1. Home for aged. Showa-en	73	73	-	-	-
2. Orphanage St. Joseph Home	33	-	33	-	-
Saitama Orphanage (Ikuji-in)	38	-	38	-	-
Aisen-ryo	36	-	36	-	-
Ikushin-ryo	14	-	14	-	-
Dojin-gakuin	10	-	10	-	-
Koho-kai Tamaycdo-en	7	-	7	-	-
Sato-oya (Yokoyama)	6	-	6	-	-
" (Shibazaki)	2	-	2	-	-
[illegible] (Izawa)n	1	-	1	-	-
Yoshimi-gakuen	17	-	17	-	-
Kumiai-en	47	-	47	-	-
3. Vagrant Institutions					
Kyosi-kan Branch	499	191	-	-	8
4. Tuberculosis Sanatoria					
Saitama Sanatorium	445	142	-	-	303
5. State Hospital Tokorozawa Hospital	59	27	-	-	32
Saitama Hospital	189	56	-	-	133
Toyooka Hospital	155	61	-	-	94
Kawaguchi Saisei Hospital	39	15	-	-	24
Private Hospital	262	226	-	36	-
6. Mothers' Home Suiko-kai Women's Town	35	32	-	-	3
Kyosi-kan Main building	152	117	-	-	35
Kumagaya Mothers' Home	20	20	-	-	-

DECLASSIFIED E.O. 12065 SECTION 3-402/NNDG NO. 775 013

By categories	No. of persons accommodated	Persons being cared for under Daily Life Security Law	Child Welfare Law	Under Mental Patients Nursing Law (private)	Others
Kawaguchi Engo-kan	33	15	-	-	18
Asahicho Mothers' Home	71	58	-	-	13
Warabi Mothers' Home	63	14	-	-	49
Urawa "	37	19	-	-	18
Musashino-gakuin	112	-	-	-	112
Saitama-gakuen	54	-	-	-	54
TOTAL :	2,209	966	211	36	896

Note: 166 persons accommodated in Musashino-gakuin and Saitama-gakuen are receiving assistance under Juvenile Protection Law.

Industrial Training Institute

By categories	No. of persons accommodated	Persons being cared for under Daily Life Security Law	Others
Kawagoe Industrial Training Institute	28	14	14
Fukuda-mura "	14	9	5
Chichibu- Welfare "	33	14	19
Kasukabe "	8	7	1
Yorii-machi "	23	10	13
Kuguseshi "	86	11	75
Toyooka Welfare "	80	50	30
Higashiagano-mura "	33	19	14
Omiya Kyosei-kan "	26	25	1
Oshi-machi "	24	3	21
Ogano-machi "	15	9	6
Okegawa-machi "	7	2	5
Kawaguchi, Asahi-cho "	20	18	2
Koshigaya-machi "	54	40	14
Kumagaya Welfare "	10	2	8
Kawaguchi Engo-kan "	37	31	6

DECLASSIFIED E.O. 12065 SECTION 3-402/NNDG NO. 775 013

By categories		No. of persons accommodated	Persons being cared for under D.L.S.L.	Others
Kodama-machi	I. T.I.	13	5	8
Hanyu-machi	I." T.I.	14	3	11
Haraichiba-mura	"	14	12	2
Misho-mura	"	15	7	8
Mishima-mura	"	7	1	6
Ogawa-machi	"	23	21	2
Kuki-machi	"	-	-	-
Kitamotojiku-mura	"	40	25	15
Agano-mura	"	12	6	6
Tamagawa-mura	"	8	3	5
Minano-machi	"	7	3	4
Satte-machi	"	26	24	2

d. Total cost of assistance in kind:

(a) Reserve relief supplies

1. Food: None 2. Clothing 3,004 pcs.

a. Quantity on hand at the beginning of month.

Food: None
Clothing: 3,004 pcs.

b. Added amount:

Food: None
Clothing: None

c. Distributed amount:

Food : None
Clothing: None

3. Problems encountered in use of former Army-Navy food and clothing for welfare purposes.

None

b. Repatriation:

1. Total number of repatriates who have returned to prefecture:

Former soldiers 184

DECLASSIFIED E.O. 12065 SECTION 3-402/NNDG NO. 775 013

Former soldier: 154
Civilian : 0

2. Number of repatriates requiring public aid:

Former soldier: 22
Civilian : 0

The actual relief works under the Daily Life Security Law

Assistance classified	No. of families	No. of persons	Amount of money
Livelihood	11,489	38,162	15,103,993
Medical	2,367 (1,383)	2,610 (1,467)	5,042,184
Parturition	31 (27)	31 (27)	17,530
Occupation	20 (10)	20 (10)	17,572
Ceremonies	99 (99)	99 (99)	93,500
TOTAL	14,006 (1,519)	40,922 (1,603)	20,274,709

Condition of Commencement and Suspension of Assistance under the Daily Life Security Law

	No. of families	No. of persons
No. of persons and families receiving assistance consecutively from last month.	13,539	39,863
No. of persons and families receiving assistance from this month.	467	1,059
No. of persons and families granted no assistance this month.	538	1,256
No. of persons and families granted assistance this month.	14,006	40,922

DECLASSIFIED E.O. 12065 SECTION 3-402/NNDG NO. 775 013

Amount of assistance granted to persons living in or out of institutions

Classified by Law	Classified by residence	No. of persons	Amount of money
A. Daily Life Security Law	Persons not living in the institutions.	39,956	17,006,010
	Persons living in the institutions.	966	3,268,699
B. Other Laws	Persons not living in the institutions.	2	1,000
	Persons living in the institutions.	413	1,239,810
C. Total	Persons not living in the institutions.	39,958	17,007,010
	Persons living in the institutions.	1,379	4,508,509
	TOTAL		21,515,519

Reasons for abolition or suspension of assistance granted under the Daily Life Security Law during July

1. Due to the increase of income earned at the working place.	70
2. Due to the removal to other prefectures.	56
3. Due to the death.	31
4. Due to the increase of workable persons.	58
5. Due to the recovery from illness.	172
6. Due to the assistance from relatives.	37
7. Due to the increase of income from agric.	39
8. Due to the increase of income from business.	23
9. Due to marriage.	16
10. Others.	36
TOTAL:	538

Reasons for commencement of assistance granted under the Daily Life Security Law during July

1. Due to suffering. (fire, flood, etc.)	4
2. Due to unemployment.	26
3. Due to old age.	36

DECLASSIFIED E.O. 12065 SECTION 3-402/NNDG NO. 775 013

(Reasons for commencement of assistance)

4. Due to sickness.	250
5. Due to the death of workable persons.	43
6. Due to the influx of persons to be supported.	18
7. Due to the influx of families to be supported.	18
8. Due to the decrease of income earned at the working place.	18
9. Due to the decrease of income from agric[illegible].	9
10. Due to the decrease of income from business.	10
11. Others.	35
TOTAL :	467

Classified by	No. of persons receiving assistance	Amount of money
Sick travellers not in institutions	2	7,000
Child Welfare Law	211	245,381
Mental Patients Nursing Law	36	196,200
Juvenile Protection Law	166	798,229
TOTAL :	415	1,240,810

Chief of Daily Life Security Section

O/K/I

DECLASSIFIED E.O. 12065 SECTION 3-402/NNDG NO. 775 013

HEADQUARTERS
TOCHIGI CIVIL AFFAIRS TEAM
Utsunomiya, Tochigi Prefecture, Japan

APO 201
30 August 1949

SUBJECT: Social Welfare Report

TO :

Following is a copy of the report required from Japanese on the above subject for month of July (24 August 1949):

TABLE I. No. of households and individuals received Public Assistance and its cash grants for July 1949.
(Outdoor Relief)

Tochigi Prefecture

No.	Subject	Number or Amount
1.	No. of households received aid (Households of 1 individual were not included)	5,269 (5,262)*
2.	No. of individuals of above item	19,517 (19,489)*
3.	No.of households of 1 individual received aid	1,849 (1,835)*
4.	Total number of individuals received aid	21,366 (21,324)*
5.	Total amount of cash grant to household with over 2 individuals	¥ 8,633,199
6.	Total amount of cash grant to household with 1 individual	¥ 1,575,779
7.	Grand total amount of cash grant (Total of items 5 and 6)	¥10,208,928
8.	Repayment and indemnification	¥ -
9.	Actual amount paid out as cash grant	¥10,208,928

The figures in ( ) mark is No. of persons of household under the Daily Life Security Law.

DECLASSIFIED E.O. 12065 SECTION 3-402/NNDG NO. 775 013

TABLE II. No. of persons received public assistance in public or private institutions for July 1949.

Tochigi Prefecture

No.	Type of Work	Number of Persons
1.	Home for the aged.	63
2.	Orphanage	69
3.	Home for juvenile training and education, and reformatory	38
4.	Juvenile Protection Organization	-
5.	Hospital	564
6.	Blind man Protection Agency	8
7.	Protection Agency for the deaf and dumb	-
8.	Protection Agency for physically handicapped children	-
9.	Mothers' Home	173
10.	T. B. Sanatorium	176
	TOTAL	1,091
Under the Daily Life Security law	990 Persons	¥ 3,682,606

TABLE III. No. of Persons received Public Assistance for July 1949 (Outdoor Relief)

No.	Main Reason	Number of Persons
1.	Disaster Sufferer	3,019
2.	Unemployed	161
3.	Old Aged (over 65)	2,279
4.	Children without Guardian (under 16 years of age)	9,297
5.	Blind	176
6.	Sickness, Crippled, Injured, Birth, Death	3,882

DECLASSIFIED E.O. 12065 SECTION 3-402/NNDG NO. 775 013

No.	Main Reason	No. of Persons
7.	Families of man still overseas	397
8.	Large family (over 7)	1,748
9.	Others	407
	TOTAL	21,366

TABLE IV. Total cost of relief in Kind for July 1949

No.	Name of Goods	Cost in Yen
1.	Foodstuff	-
2.	Furniture	185
3.	Clothing (Stuffs like clothing, textile, Blanket, etc.)	11,067
4.	Medical supplies	-
5.	Construction Materials and tools	-
6.	Stationery	-
7.	Others	-
	TOTAL COST	11,252

FOR THE CHIEF:

CARL J. CARRILLO
Major, FA
Adjutant

DECLASSIFIED E.O. 12065 SECTION 3-402/NNDG NO. 773 013

添付書類 2

第一表 昭和二十四年七月中施設外で一般的救護を受けた世帯及人員数並に給与金

Table I Number of Families and Persons, Not in Institutions receiving public assistance and cash amounts granted in July (month) 1949.

山梨縣
Yamanashi Prefecture

1. 保護を受けた世帯数（一人世帯を含む） Number of Families assisted.	5,081 (5,081)
2. 右上世帯の人員数 Number of persons represented in line 1.	18,200 (18,200)
3. 保護を受けた一人世帯数 Number of unattended persons assisted.	825 (825)
4. 保護を受けた人員総数（2+3） Total number of persons assisted. (line 2 + line 3)	19,025 (19,025)
5. 二人以上の世帯に対する給与金総額（円） Cash grants to families (Yen)	661,578
6. 一人世帯に対する給与金額（円） Cash grants to unattended persons (Yen)	690,444
7. 給与金総額（円）（5+6） Total Cash grants (Yen) (line 5 plus line 6)	7,342,032
8. 償還及弁償金額（円） Repayments to the Government for assistance grants (Yen)	—
9. 給与金実支出（円）（7−8） Net amount of cash grant in Yen (line 7 minus line 8)	7,342,032

括弧内は生活保護法該当世帯人員
Figures in parenthesis show numb[illegible]

1. Number of families assisted.	(5,081)
2. 左上世帯の人員数 Number of persons represented in line 1.	18,200 (18,200)
3. 保護を受けた一人世帯数 Number of unattended persons assisted.	825 (825)
4. 保護を受けた人員総数 (2+3) Total number of persons assisted. (line 2 + line 3)	19,025 (19,025)
5. 二人以上の世帯に対する給与金総額 (円) Cash grants to families (Yen)	6,641,578
6. 一人世帯に対する給与金額 (円) Cash grants to unattended persons (Yen)	690,444
7. 給与金総額 (円) (5+6) Total Cash grants (Yen) (line 5 plus line 6)	7,342,032
8. 償還及弁償金額 (円) Repayments to the Government for assistance grants (Yen)	—
9. 給与金実支出 (円) (7−8) Net amount of cash grant in Yen (line 7 minus line 8)	7,342,032

括弧内は生活保護法該当世帯人員
Figures in parenthesis show, number of members of families that fall under DLSL.

Incl No. I

DECLASSIFIED E.O. 12065 SECTION 3-402/NNDG NO. 773 013

DECLASSIFIED E.O. 12065 SECTION 3-402/NNDG NO. 775 013

第二表　昭和二十四年七月中公私社会事業施設で公の経費に依り保護を受けた人員数（事業別）

Table II. Number of Persons in Public or Private Welfare Institution at Government Expense in July (month) 1949 by Type of Institution

山梨縣
Yamanashi Prefecture

Type of Institution 事業別	Number of Persons 人員数
1. 養老院 Homes for Aged	29
2. 育児院 Orphanages	23
3. 少年教護院及矯正院 Industrial Schools and Reformatories	64
4. 少年保護団体 Juvenile delinquent homes	15
5. 病院 Hospitals	319
6. 盲人保護施設 Blind Institutions	—
7. 聾唖者保護施設 Deaf or dumb Institutions	—
8. 肢体不自由児保護施設 Crippled Children's Institutions	—
9. 母子ホーム Homes for mothers and children	34

		23
3.	少年教護院及矯正院 Industrial Schools and Reformatories	64
4.	少年保護団体 Juvenile delinquent homes	15 ~~217~~ 9
5.	病院 Hospitals	317
6.	盲人保護施設 Blind Institutions	—
7.	聾唖者保護施設 Deaf or dumb Institutions	—
8.	肢体不自由児保護施設 Crippled Children's Institutions	~~24~~ —
9.	母子ホーム Homes for mothers and children.	34 ~~42~~
10.	浮浪者収容施設 Accomodation installations of loafers.	42 ~~39~~
11.	託児施設 Day nursery institutions	29
	其の他 Other	/
	人員総数 Total Number of Persons	586

金額 (Amount of money)

生活保護法による人員 408人 金額 1347043 圓
(Number of people under DLSL.) (Amount of money)

Incl No. II

DECLASSIFIED E.O. 12065 SECTION 3-402/NNDG NO. 773 013