


LIBRARY  
BUREAU OF THE CENSUS







Census  
HD  
9981.4  
.U54x  
1984  
[v.1]  
pt.31  
c.2

# 1982

## Census of Service Industries

---

SC82-A-31

GEOGRAPHIC AREA SERIES

### New Jersey



---

U.S. Department of Commerce  
BUREAU OF THE CENSUS

BUREAU OF THE CENSUS  
LIBRARY

---

The publications  
from the 1982 Economic and  
Agriculture Censuses are dedicated  
to the memory of Shirley Kallek,  
Associate Director for Economic Fields.  
During her career at the Bureau of the  
Census (1955 to 1983), she continually  
directed efforts to improve  
the timeliness and accuracy of  
economic statistics.

---

# 1982

## Census of Service Industries

---

SC82-A-31

GEOGRAPHIC AREA SERIES

# New Jersey

---

Issued December 1984



**U.S. Department of Commerce**  
**Malcolm Baldrige**, Secretary  
**Clarence J. Brown**, Deputy Secretary  
**Sidney Jones**, Under Secretary for  
Economic Affairs

**BUREAU OF THE CENSUS**  
**John G. Keane**,  
Director

---



**BUREAU OF THE CENSUS**  
**John G. Keane, Director**  
**C. L. Kincannon, Deputy Director**

**Charles A. Waite, Associate Director for  
Economic Fields**

**John H. Berry, Assistant Director for  
Economic and Agriculture Censuses**

**BUSINESS DIVISION**  
**Howard N. Hamilton, Chief**

**ACKNOWLEDGMENTS**—Many persons participated in the various activities of the 1982 Census of Service Industries. Primary direction of the program was performed by **Shirley Kallek**, Associate Director for Economic Fields (until May 1983), **Charles A. Waite**, her successor, and **Michael G. Farrell**, Assistant Director for Economic and Agriculture Censuses (until August 1984), and **John H. Berry**, his successor.

This report was prepared in the Business Division under the general direction of **Gerald F. Cranford**, Chief (until December 1983), and **Howard N. Hamilton**, his successor. **Bobby E. Russell**, Assistant Division Chief for Census Programs, was responsible for the overall planning and management of the census of service industries; he also coordinated Business Division's activities with other divisions.

Planning and implementing this report were under the direction of **Sidney O. Marcus**, Chief, Service Census Branch, with primary staff assistance by **Jack B. Moody**, **Rockwell Livingston**, **Leatrice D. Hines**, **Thomas E. Bell**, **Tom S. Hinman**, **Kathryn B. Cheza**, **Helen M. Reilly**, and **Donna L. Nafzinger**. **Alvin H. Barten**, Chief, Cross Industries Branch, with primary staff assistance by **Edward D. Walker**, coordinated activities, specifications, and procedures with the other economic censuses. Computer programs were developed under the general supervision of **Howard R. Dennis**, Assistant Division Chief for Data Processing. **William C. Wester**, Chief, Census Programming Branch, assisted by **Steven G. McCraith**, **Judith A. McKay**, **William E. Jagg**, and **Robert J. Hemmig**, was primarily responsible for planning and implementing the programs. The computer programs were developed by **Leonard S. Sammarco**, **Jane M. Jaworski**, **Ann Chen Liau**, **Janice S. Farquhar**, **Donald K. Salzman**, and **Christina Arledge**. **Emory G. Fuller** and **Pearl E. Young** were responsible for scheduling and control of computer processing. Quality control and sample design were under the direction of **Nash J. Monsour**, Assistant Division Chief for Research and Methodology, with primary staff assistance by **Joseph K. Garrett**, **Carl A. Kunschik**, and **Michael Z. Shimberg**. **Dorothy J. Reynolds**, Assistant Division Chief for Current Programs, provided valuable assistance in coordinating the current survey interface.

Systems and procedures for mailout, receipt, correspondence, data input, industry classification, other clerical processing, administrative record processing, and quality control, along with the associated electronic computer programs, were developed in the Economic Surveys Division, **W. Joel Richardson**, Chief.

Planning, design, review, and composition of report forms were performed in the Administrative Services Division, **Robert L. Kirkland**, Chief.

Publication planning, design, editorial review, composition, and printing procurement were performed in the Publications Services Division, **Raymond J. Koski**, Chief.

Geographic coding procedures and associated computer programs were developed in the Geography Division, **Robert W. Marx**, Chief.

Mailout preparation and receipt operations, clerical and analytical review activities, data keying, and geocoding review were performed in the Data Preparation Division, **Don L. Adams**, Chief.

Computer processing was performed in the Computer Services Division, **C. Thomas DiNenna**, Chief (until February 1984), and **John E. Halterman**, his successor.

Photocomposition programs for the statistical tables were developed in the Systems Support Division, **Larry J. Patin**, Chief (until October 1983), and **Arnold E. Levin**, his successor.

The overall planning and review of the census operations were performed by the staff of the office of the Assistant Director for Economic and Agriculture Censuses.

Special acknowledgment is also due the many businesses whose cooperation has contributed to the publication of these data.

---

**Library of Congress Cataloging in Publication Data**

Census of service industries (1982)  
1982 census of service industries.

Contents: [1] Geographic area series — [2] Industry series.

Supt. of Doc. no.: C 3.257/3: SC82-A-

1. Service industries—United States—Statistics.  
I. United States. Bureau of the Census. II. Title.  
HD9981.4.C46 1984 338.4'7'000973 83-600218

---

For sale by Superintendent of Documents, U.S. Government Printing Office, Washington, D.C. 20402.



# INTRODUCTION

## ECONOMIC CENSUSES OVER TIME

The early beginnings of America's industrial output were first measured in the United States in the 1810 Decennial Census and again in 1820, when questions on manufacturing were included with those for population. Beginning with the 1840 Decennial Census, there were enumerations of manufactures and mineral industries at 10-year intervals up to and including the year 1900 for manufactures and 1940 for mineral industries. The latter census was again taken for 1954, 1958, 1963, and 1967.

Because of the increasing dominance of manufacturing in the early 20th century, Congress directed that quinquennial censuses of manufactures be taken beginning in 1905. However, from 1919 through 1939, these censuses were conducted every 2 years. The need for war-related current surveys in the early 1940's postponed the next census of manufactures until 1948 (for 1947). That census was again taken for 1954, 1958, 1963, and 1967.

Retail and wholesale trade data were first collected in 1930, and in 1933 information on selected service industries was added to the data-collection operation. These business censuses, as they were called, were again taken for 1935, 1939 (as part of the 1940 decennial program), 1948, 1954, 1958, 1963, and 1967.

Information on construction industries was first obtained in 1930 and again for 1935 and 1939. Data for the full spectrum of construction industries were not gathered again until 1968 (for 1967).

The need for transportation data to supplement information available from existing governmental or private sources was recognized by Congress in the late 1950's and early 1960's. The census of transportation (consisting of several surveys) was first taken for 1963 and again for 1967.

Since 1967, all of the above censuses have been taken quinquennially as part of the Census Bureau's economic census program. (For the 1977 censuses, the coverage of the service industries was broadened from "selected services" to all services, except religious organizations and private households. A total of 41 additional four-digit standard industrial classifications<sup>1</sup> (SIC's) in 7 SIC major groups was added to the scope of the census. While most of the industries included for the first time for 1977 were covered again for 1982, some were not, i.e., hospitals; elementary and secondary schools; colleges, universities, and professional schools; junior colleges and technical institutes; labor unions and similar labor organizations; and political organizations.)

<sup>1</sup>Standard Industrial Classification Manual: 1972. For sale by Superintendent of Documents, U.S. Government Printing Office, Washington, D.C. 20402. Stock No. 041-001-00066-6. 1977 Supplement. Stock No. 003-005-00176-0.

The first manufacturing census for an outlying area was conducted in Puerto Rico for the year 1909. Thereafter, with the exception of 1929, a census was taken at 10-year intervals through 1949. The first censuses of retail trade, wholesale trade, and selected service industries in Puerto Rico were conducted for 1939. These censuses also were taken for the years 1949, 1954, 1958, 1963, and 1967. A census of construction industries was first introduced in Puerto Rico for 1967. These censuses of Puerto Rico have been taken since then for the years 1972, 1977, and 1982.

Censuses of manufactures, retail trade, wholesale trade, and selected service industries were conducted in Guam and the Virgin Islands of the United States for 1958, 1963, 1967, 1972, 1977, and 1982. Censuses of mineral industries were taken in the Virgin Islands of the United States for the years 1958, 1963, and 1967 but not since that time. A census of construction industries was also undertaken in these areas for 1972, 1977, and 1982.

Retail trade, wholesale trade, selected service industries, manufacturing, and construction industries were canvassed for the first time in the Northern Mariana Islands in 1983 (for 1982).

For 1982, the economic censuses and agriculture censuses were conducted concurrently.

## USES OF THE ECONOMIC CENSUSES

The economic censuses are the major source for facts about the structure and functioning of the Nation's economy and provide essential information for government, business, industry, and the general public. They provide an important part of the framework for such composite measures as the gross national product, input-output measures, indexes of industrial production, and indexes measuring productivity and price levels. Information from the censuses is used to establish sampling frames and as benchmarks for current surveys of business activity, which are essential for measuring short-term economic conditions.

State and local governments use census data to assess business activities within their jurisdictions. The private sector uses the data to forecast general economic conditions; analyze sales performance; lay out sales territories; allocate funds for advertising; decide on locations for new plants, warehouses, or stores; and measure potential markets in terms of size, geographic areas, kinds of business, and kinds of products made or sold.

Following every census, thousands of businesses and other users purchase reports. Likewise, census facts are widely disseminated by trade associations, business journals, and newspapers. Volumes containing census statistics are available in most major public and college libraries. All 1982 data are available on microfiche from the U.S. Government Printing Office and most data on

computer tape from the Census Bureau. Finally, the more than 50 State Data Centers also are suppliers of economic census statistics.

## AUTHORITY AND SCOPE OF THE ECONOMIC CENSUSES

The economic censuses are required by law under title 13 of the United States Code, sections 131, 191, and 224, which directs that they be taken at 5-year intervals for the years ending in 2 and 7. The 1982 Economic Censuses covered manufacturing, mining, construction industries, retail trade, wholesale trade, service industries, and selected transportation activities. Special programs also cover minority-owned and women-owned businesses. The next economic censuses are scheduled to be taken in 1988 for the year 1987.

## CENSUS OF SERVICE INDUSTRIES

The 1982 Census of Service Industries, part of the 1982 Economic Censuses, covered service industries as defined in the Standard Industrial Classification (SIC) Manual,<sup>1</sup> except Hospitals (SIC 806), Elementary and secondary schools (SIC 821), Colleges, universities, professional schools, and junior colleges (SIC 822), Labor unions and similar labor organizations (SIC 863), Political organizations (SIC 865), Religious organizations (SIC 866), Private households (SIC 881), and governmental organizations classified in the covered industries.

Data are presented for establishments in the following classifications:

SIC code	Title
70	Hotels, rooming houses, camps, and other lodging places
72	Personal services
73	Business services
75	Automotive repair, services, and garages
76	Miscellaneous repair services
78, 79	Amusement and recreation services, including motion pictures
80, ex. 806	Health services, except hospitals
81	Legal services
823, 4, 9	Selected educational services
83	Social services
84	Noncommercial museums, art galleries, and botanical and zoological gardens
861, 2, 4, 9	Selected membership organizations
89	Miscellaneous services

This series of reports presents data for service establishments of firms subject to Federal income tax and

<sup>1</sup>Standard Industrial Classification Manual: 1972. For sale by Superintendent of Documents, U.S. Government Printing Office, Washington, D.C. 20402. Stock No. 041-001-00066-6. 1977 Supplement, Stock No. 003-005-00176-0.

## IV INTRODUCTION

(in separate tables) for firms which are exempt from Federal income tax under provisions of section 501 of the Internal Revenue Code. For 1982, only establishments with some payroll during the year are included; for previous census years, all establishments are included. For a more detailed explanation, see appendix A.

Many of the "kinds of business" or operation included in this report are not commercial in the sense of a "for-profit" activity; and the terms used to describe commercial business units often are not descriptive of such services. However, in the aggregate measurement of the production and delivery of goods and services in the economy, an attempt is made to maintain as much conformity of measures as practicable. Therefore, while some of the data measures, concepts, or terms (such as "business," "establishment," and "firm") are not usually associated with many of the noncommercial and professional activities, it must be recognized that they refer to an economic unit, such as a physical location or legal entity, involved in the production or distribution of goods or rendering of services.

The basic tabulations in this report do not include data for establishments which are auxiliary (primary function is providing a service, such as warehouses) to service establishments within the same organization. Data for auxiliaries are presented for selected industrial classifications in tables included in the United States Summary report issued as part of this series. Data for auxiliaries are presented for more detailed industry breakdowns in a subsequent report issued as part of the 1982 Enterprise Statistics reports.

For the 1982 Census of Service Industries, large- and medium-size firms, plus all firms known to operate more than one establishment, were sent questionnaires to be completed and returned to the Bureau by mail. For most very small firms, data from existing administrative records of other Federal agencies were used instead. These records provided basic information on location, kind of business, receipts, payroll, number of employees, and legal form of organization. In addition, more detailed information for selected kinds of business was obtained on the various questionnaires.

Appendix A gives a more detailed explanation of census coverage and methodology.

## CENSUS DISCLOSURE RULES

In accordance with Federal law governing census reports, no data are published that would disclose the operations of an individual establishment or business. However, the number of establishments in a kind-of-business classification is not considered a disclosure, so this information may be released even though other information is withheld.

## GEOGRAPHIC AREAS COVERED

This report series presents data for the following areas:

1. The United States as a whole.
2. Each State and the District of Columbia.

## SERVICE INDUSTRIES—GEOGRAPHIC AREA SERIES

3. Each standard consolidated statistical area (SCSA) defined by the Office of Management and Budget as of January 1, 1982, meeting the criteria published in the 1975 Standard Metropolitan Statistical Areas manual or Federal Register, January 3, 1980, Vol. 45, No. 2.<sup>2</sup> <sup>3</sup> An SCSA is an area used to facilitate the presentation and analysis of data for large concentrations of metropolitan populations. It includes two or more contiguous standard metropolitan statistical areas which have a population of at least 1,000,000<sup>4</sup> and which meet specific criteria of urban character and of social and economic integration.
4. Each standard metropolitan statistical area (SMSA) defined by the Office of Management and Budget as of January 1, 1982, meeting the criteria published in the 1975 Standard Metropolitan Statistical Areas manual or Federal Register, January 3, 1980, Vol. 45, No. 2.<sup>3</sup> An SMSA is an integrated economic and social unit with a population nucleus of at least 50,000 inhabitants.<sup>4</sup> Each SMSA consists of one or more counties meeting standards of metropolitan character; in New England, cities and towns rather than counties are the component geographic units.
5. The area within the State outside standard metropolitan statistical areas.
6. Each county or county equivalent.<sup>5</sup> <sup>6</sup>
7. Each municipality of 2,500 inhabitants or more incorporated as a city, borough, village, or town.<sup>4</sup> <sup>5</sup>  
For the economic censuses, boroughs and census areas in Alaska, boroughs in New York, and towns in New York and Wisconsin are not included in this category.
8. Special economic urban areas (SEUA's), which include townships in New Jersey and Pennsylvania and towns in New England with 10,000 inhabitants or more.<sup>4</sup>

<sup>2</sup>Standard Metropolitan Statistical Areas, Revised Edition 1975 (for SMSA's prior to January 3, 1980). For sale by Superintendent of Documents, U.S. Government Printing Office, Washington, D.C. 20402 and Federal Register (for SMSA's since January 3, 1980), Vol. 45, No. 2, pages 956-963. Available from Office of Information and Regulatory Affairs, Office of Management and Budget, Washington, D.C. 20503.

<sup>3</sup>On June 30, 1983, the Office of Management and Budget announced newly defined metropolitan statistical areas (MSA's), consolidated metropolitan statistical areas (CMSA's), and primary metropolitan statistical areas (PMSA's) into which previously defined SMSA's and SCSA's were restructured. The 1982 Economic Censuses publications do not present data for the newly defined areas. These areas were defined after 1982 publication plans were almost complete. Inclusion of the newly defined areas would have materially delayed the publication of the 1982 Economic Censuses reports. However, limited 1977 data for the new areas will be published in the 1984 edition of the State and Metropolitan Area Data Book, and limited 1982 data will be published in the 1985 edition.

<sup>4</sup>According to 1980 Census of Population.

<sup>5</sup>Those defined as of January 1, 1982.

<sup>6</sup>See appendix F for Alaska, Louisiana, Maryland, Missouri, Montana, Nevada, Virginia, and District of Columbia county equivalents.

## DOLLAR VALUES

All dollar values presented in this report are expressed in current dollars, i.e., 1982 data are expressed in 1982 dollars and 1977 data in 1977 dollars. Consequently, when making comparisons to prior years, users of the data should consider the inflation that has occurred.

## RELIABILITY OF DATA

All data compiled in this report originated from either census questionnaires or administrative records of other Federal agencies and, therefore, are not subject to sampling errors. However, the data are subject to nonsampling errors. Nonsampling errors can be attributed to many sources: inability to identify all cases in the actual universe; definition and classification difficulties; differences in the interpretation of questions; errors in recording or coding the data obtained; and other errors of collection, response, coverage, and estimation for missing or misreported data.

The accuracy of these tabulated data is determined by the joint effects of the various nonsampling errors. No direct measurement of these effects has been obtained except for estimation for missing or misreported data; however, precautionary steps were taken in all phases of the collection, processing, and tabulation of the data in an effort to minimize the effects of nonsampling errors.

The Bureau of the Census obtains on computer tape limited information extracted from administrative records of other Federal agencies. This information is used in conjunction with other information available to the Census Bureau to develop estimates for small employers and other establishments for which responses were not received in time for publication. For an indication of the extent that data included in these reports were obtained from the administrative records of other Federal agencies and from estimation, rather than reports directly from respondents, see appendix E. Also, see appendix A for a more detailed explanation of census coverage and methodology.

## MICROFICHE AND COMPUTER TAPES

The data in this report series are also available on microfiche and computer tapes. Microfiche reports are sold by the U.S. Government Printing Office. Computer tapes are sold by the Data User Services Division, Customer Services (Tapes), Bureau of the Census, Washington, D.C. 20233.

## SPECIAL TABULATIONS

Special tabulations of data collected in the 1982 Census of Service Industries may be obtained, depending on availability of time and personnel, on computer tape or in tabular form. The data will be in summary form and subject to the same rules prohibiting disclosure of confidential information (including name, address, kind of business, or other data for individual business establishments or companies) as are the regular publications.

Special tabulations are prepared on a cost basis. A request for a cost estimate, as well as exact specifications on the type and format of the data to be provided, should be directed to the Chief, Business Division, Bureau of the Census, Washington, D.C. 20233.

To discuss a special tabulation before submitting specifications, call 301-763-5282.

## ABBREVIATIONS AND SYMBOLS

The following abbreviations and symbols are used in this publication:

- \* See kind-of-business descriptions in appendix A for treatment of plant outlets.
- \*\* Data not provided because establishments without payroll are classified only at a broader kind-of-business level by the Internal Revenue Service.
- Represents zero.

†† Not available. Data for most establishments without payroll were extracted from information reported by businesses on Internal Revenue Service (IRS) Form 1040, Schedule C. These data could not be published as planned because many businesses were miscoded by IRS into miscellaneous categories rather than being classified in the specific kind of business.

(D) Withheld to avoid disclosing data for individual companies; data are included in broader kind-of-business totals.

(IC) Independent city.

(NA) Not available.

(NC) Not comparable.

(X) Not applicable.

n.e.c. Not elsewhere classified.

pt. Part.

r Revised.

SIC Standard Industrial Classification.

SCSA Standard Consolidated Statistical Area.

SMSA Standard Metropolitan Statistical Area.

# Users' Guide for Locating Statistics in This Report by Table Number

Information shown in tables	Table															
	1a	1b	2a	2b	3a	3b	4a	4b	5a	5b	6	7	8	9	10	
<b>GEOGRAPHIC AREAS</b>																
The State .....	X	X	X	X	X	X								X	X	X
SCSA's in the State .....							X	X								
SMSA's in the State .....							X	X								
Area of the State not in any SMSA .....									X	X						
Counties in the State .....											<sup>1</sup> X		X	X		
Places in the State .....												<sup>1</sup> X	<sup>2</sup> X			<sup>2</sup> X
<b>DATA ITEMS<sup>3</sup></b>																
Establishments .....	X	X		X			X	X	X	X	X	X	X			
Receipts .....	X		X				X	X	X	X	X	X	X			
Revenue .....		X						X		X						
Expenses .....				X												
Annual payroll .....	X	X	X	X			X	X	X	X	X	X	X			
First quarter payroll .....	X	X					X	X	X	X	X	X	X			
Paid employees for pay period including March 12 .....	X	X					X	X	X	X	X	X	X			
1977 to 1982 comparative statistics (receipts, payroll) .....			X													
1977 to 1982 comparative statistics (expenses, payroll) .....				X												
Receipts per establishment .....					X											
Revenue per establishment .....						X										
Expenses per establishment .....						X										
Receipts per employee .....					X											
Revenue per employee .....						X										
Expenses per employee .....						X										
Annual payroll per employee .....					X	X										
Employees per establishment .....					X	X										
Counties ranked by volume of receipts .....														X		
Places ranked by volume of receipts .....																<sup>2</sup> X

<sup>1</sup>Includes areas with 300 or more service establishments of firms subject to Federal income tax.

<sup>2</sup>Includes places with 2,500 inhabitants or more, according to the 1980 Census of Population.

<sup>3</sup>See Explanation of Terms, appendix A.

# Users' Guide for Locating Statistics in the 1982 Census of Service Industries Reports

Report and geographic area	Information shown in reports by kind of business or industry category									
	Number of establishments	Receipts/Revenue (\$1,000)	Payroll (\$1,000)	Number of employees	Selected ratios	Receipts size and employment size of establishments and firms	Concentration ratio of largest firms	Single units and multi-units	Legal form of organization	Selected topics
<b>GEOGRAPHIC AREA SERIES</b>										
United States .....	X	X	X	X	X					
State .....	X	X	X	X	X					X
SCSA .....	X	X	X	X	X					
SMSA .....	X	X	X	X	X					
County .....	X	X	X	X	X					
Place .....	X	X	X	X	X					
<b>ESTABLISHMENT AND FIRM SIZE (INCLUDING LEGAL FORM OF ORGANIZATION)</b>										
United States .....	X	X	X	X		X	X	X	X	
<b>CAPITAL EXPENDITURES, DEPRECIABLE ASSETS, AND OPERATING EXPENSES</b>										
United States .....		X	X						X	X
<b>HOTELS, MOTELS, AND OTHER LODGING PLACES</b>										
United States .....	X	X	X	X						X
State .....	X	X	X	X						
SMSA .....	X	X								X
<b>MOTION PICTURE INDUSTRY</b>										
United States .....	X	X	X	X						X
State .....	X	X	X	X						
SMSA .....	X	X								X
<b>MISCELLANEOUS SUBJECTS</b>										
United States .....	X	X	X	X						X
State .....	X	X	X	X						X
SMSA .....	X	X	X	X						X

# New Jersey

## CONTENTS

[Page numbers listed here omit the prefix that appears as part of the number of each page]

---

	Page
Introduction . . . . .	III
Users' Guide for Locating Statistics in This Report by Table Number . . . . .	VII
Users' Guide for Locating Statistics in the 1982 Census of Service Industries Reports . . . . .	VIII
Summary of Findings . . . . .	2

---

### TABLES

1a. Summary Statistics for Firms Subject to Federal Income Tax for the State: 1982 . . . . .	3
1b. Summary Statistics for Firms Exempt From Federal Income Tax for the State: 1982 . . . . .	6
2a. Comparative Statistics for Firms Subject to Federal Income Tax for the State: 1982 and 1977 . . . . .	7
2b. Comparative Statistics for Firms Exempt From Federal Income Tax for the State: 1982 and 1977 . . . . .	10
3a. Selected Ratios for Firms Subject to Federal Income Tax for the State: 1982 . . . . .	10
3b. Selected Ratios for Firms Exempt From Federal Income Tax for the State: 1982 . . . . .	13
4a. Summary Statistics for Firms Subject to Federal Income Tax for Standard Metropolitan Statistical Areas: 1982 . . . . .	13
4b. Summary Statistics for Firms Exempt From Federal Income Tax for Standard Metropolitan Statistical Areas: 1982 . . . . .	49
5a. Summary Statistics for Firms Subject to Federal Income Tax for the Area Outside Standard Metropolitan Statistical Areas: 1982 . . . . .	58
5b. Summary Statistics for Firms Exempt From Federal Income Tax for the Area Outside Standard Metropolitan Statistical Areas: 1982 . . . . .	61
6. Summary Statistics for Firms Subject to Federal Income Tax for Counties With 300 Establishments or More: 1982 . . . . .	61
7. Summary Statistics for Firms Subject to Federal Income Tax for Places With 300 Establishments or More: 1982 . . . . .	82
8. Summary Statistics for Firms Subject to Federal Income Tax for Counties and for Places With 2,500 Inhabitants or More: 1982 . . . . .	115
9. Counties Ranked by Volume of Receipts of Firms Subject to Federal Income Tax: 1982 . . . . .	123
10. Places With 2,500 Inhabitants or More Ranked by Volume of Receipts of Firms Subject to Federal Income Tax: 1982 . . . . .	123

---

### APPENDIXES

A. General Explanation . . . . .	A-1
B. General Questions . . . . .	B-1
C. Kind-of-Business Titles and Reporting-Form Numbers . . . . .	C-1
D. Standard Metropolitan Statistical Areas . . . . .	D-1
E. Percent of Receipts/Revenue Based on Administrative Records and Estimation for the State: 1982 . . . . .	E-1
F. Geographic Notes . . . . .	F-1

---

Publication Program . . . . . Inside back cover

# SUMMARY OF FINDINGS

## FIRMS SUBJECT TO FEDERAL INCOME TAX

Data from the 1982 Census of Service Industries show that New Jersey's 45,490 service industries establishments of firms with payroll that were subject to Federal income tax had receipts totaling \$16.3 billion, an increase of 111 percent from \$7.7 billion in 1977.

For establishments with payroll, receipts of hotels, motor hotels, and motels totaled \$2.4 billion, compared to \$372 million in 1977. Other leading service kinds of business in 1982 were offices of physicians with receipts of \$1.5 billion; engineering, architectural, and surveying services with \$1.3 billion in receipts; and legal services, \$1.1 billion.

Receipts per establishment averaged \$359 thousand. Hotels, motor hotels, and motels averaged \$2.2 million per establishment; nursing and personal care facilities, \$1.8 million; industrial launderers, \$1.6 million; and data processing services, \$1.4 million.

Receipts per employee averaged \$41 thousand in 1982. Automotive rental and leasing services, without drivers had receipts per employee of \$112 thousand, which contrasts sharply with the \$12 thousand per employee average for child day care services.

There were 401,359 paid employees (full- and part-time) working in service industries in the State as of mid-March 1982. Hotels, motor hotels, and motels had 45,944 employees; offices of physicians, 24,973 employees; and engineering, architectural, and surveying services, 23,292.

Bergen County led all counties in the State, accounting for 16 percent of the State total for service industries receipts. Atlantic City had the largest receipts among the places in the State, with 12 percent of the State total.

## ORGANIZATIONS EXEMPT FROM FEDERAL INCOME TAX

Data from the census show that New Jersey's 3,544 service industries establishments of firms and other organizations with payroll that were exempt from Federal income tax had revenue totaling \$1.4 billion, expenses of \$1.2 billion, and payroll of \$575 million in 1982.

For establishments in the tax-exempt category, nursing and personal care facilities had revenue of \$156 million. Other leading classifications were civic, social, and fraternal associations with revenue of \$124 million; and individual and family social services, \$113 million.

For 1982, revenue of service establishments in New Jersey averaged \$385 thousand per establishment. Nursing and personal care facilities had average revenue of \$2.3 million; outpatient care facilities averaged \$754 thousand; and noncommercial educational, scientific, and research organizations, \$500 thousand.

There were 60,246 paid employees (full- and part-time) working in establishments of organizations exempt from Federal income tax as of mid-March 1982. Nursing and personal care facilities had 8,453 employees; child day care services, 6,573; and individual and family social services, 6,515.



Table 1a. **Summary Statistics for Firms Subject to Federal Income Tax for the State: 1982**

[For meaning of abbreviations and symbols, see introductory text. For explanation of terms and comparability of 1977 and 1982 censuses, see appendix A]

SIC code	Kind of business or operation	All establishments				Establishments with payroll				
		Number	Receipts (\$1,000)	Unincorporated businesses or operations		Number	Receipts (\$1,000)	Annual payroll (\$1,000)	First quarter payroll (\$1,000)	Paid employees for pay period including March 12 (number)
				Individual proprietorships (number)	Partnerships (number)					
	<b>Total</b> .....	45 490	16 348 884	6 019 799	1 422 476	401 359				
70	<b>Hotels, motels, and other lodging places</b> .....	1 269	2 435 480	650 120	147 932	46 463				
7011	Hotels, motor hotels, and motels.....	1 079	2 410 002	644 772	147 052	45 944				
7011 pt.	Hotels.....	299	2 113 226	569 655	131 621	37 422				
7011 pt.	Hotels, 25 guestrooms or more.....	221	2 106 978	568 491	131 338	37 202				
7011 pt.	Hotels, less than 25 guestrooms.....	78	6 248	1 164	283	220				
7011 pt.	Motels, motor hotels, and tourist courts.....	780	296 776	75 117	15 431	8 522				
7011 pt.	Motels, tourist courts.....	700	204 388	48 240	9 344	5 377				
7011 pt.	Motor hotels.....	80	92 388	26 877	6 087	3 145				
702, 3, 4	Other lodging places.....	190	25 478	5 348	880	519				
703	Trailing parks and camps.....	95	18 302	3 475	446	225				
7032	Sporting and recreational camps.....	23	4 516	986	151	83				
7033	Trailing parks and camp sites for transients.....	72	13 786	2 489	295	142				
702, 4	Rooming, boarding, and membership lodging.....	95	7 176	1 873	434	294				
702	Rooming and boarding houses.....	91	(D)	(D)	(D)	(D)				
704	Organization hotels and lodging houses, on membership basis.....	4	(D)	(D)	(D)	(D)				
72	<b>Personal services</b> .....	6 254	802 072	264 010	62 086	32 962				
721	Laundry, cleaning, and garment services.....	1 614	328 002	111 522	26 003	11 528				
7215	Coin-operated laundries and dry cleaning.....	322	35 264	6 480	1 450	903				
7215 pt.	Coin-operated laundries and dry-cleaning stores.....	308	22 072	4 302	966	778				
7215 pt.	Coin-operated laundry machine routes.....	14	13 192	2 178	484	125				
721 ex.	Other laundry, cleaning, and garment services.....	1 292	292 738	105 042	24 553	10 625				
7215	Power laundries, family and commercial*.....	61	29 059	13 008	3 091	1 211				
7216	Dry-cleaning plants, except rug cleaning*.....	853	109 187	39 201	9 221	4 937				
Other 721	Laundry and cleaning services, n.e.c.*.....	378	154 492	52 833	12 241	4 477				
7212	Garment pressing and agents for laundries and dry cleaners.....	110	7 459	1 778	376	261				
7213	Linen supply*.....	61	74 476	26 544	6 159	2 219				
7217	Carpet and upholstery cleaning.....	120	17 824	5 677	1 171	522				
7218	Industrial launderers*.....	28	44 685	15 289	3 787	1 172				
7214, 9	Other laundry, garment services, including diaper*.....	59	10 048	3 545	748	303				
7214	Diaper service*.....	5	(D)	(D)	(D)	(D)				
7219	Laundry and garment services, n.e.c.....	54	(D)	(D)	(D)	(D)				
722	Photographic studios, portrait.....	174	40 845	11 738	2 457	1 171				
723, 4	Beauty and barber shops.....	3 313	184 489	76 134	17 477	11 310				
723	Beauty shops.....	2 931	169 206	70 105	16 041	10 483				
724	Barber shops.....	382	15 283	6 029	1 436	827				
725	Shoe repair, shoe shine, and hat-cleaning shops.....	76	4 482	1 289	300	159				
726	Funeral service and crematories.....	521	127 997	29 317	7 386	2 106				
729	Miscellaneous personal services.....	556	116 257	34 010	8 463	6 688				
729 pt.	Reducing salons and health clubs, except resorts.....	113	26 743	7 939	1 726	1 075				
729 pt.	Tax preparation services.....	115	21 982	4 782	1 921	1 885				
729 pt.	Other personal services, n.e.c.....	328	67 532	21 289	4 816	3 728				
73	<b>Business services</b> .....	8 959	4 617 586	1 840 040	438 175	139 835				
731	Advertising.....	497	225 844	80 560	19 400	3 637				
7311	Advertising agencies.....	377	135 113	54 659	13 217	2 353				
7312	Outdoor advertising services.....	31	37 008	8 648	1 974	402				
7313	Radio, TV, publishers' advertising representatives.....	45	39 082	13 471	3 151	625				
7319	Advertising, n.e.c.....	44	14 641	3 782	1 058	257				
734	Services to dwellings and other buildings.....	1 270	300 262	162 119	37 459	22 275				
7341	Window cleaning.....	55	7 394	3 486	858	488				
7342	Disinfecting and exterminating services.....	216	42 721	18 373	3 949	1 264				
7349	Cleaning and maintenance services, n.e.c.....	999	250 147	140 260	32 652	20 523				
737	Computer and data processing services.....	1 163	1 240 881	426 107	99 708	19 447				
7372	Computer programming and other software services.....	542	462 921	192 755	44 041	6 424				
7374	Data processing services.....	326	468 735	143 068	35 166	9 433				
7374 pt.	Data processing services, except facilities management.....	305	447 734	136 034	33 626	9 066				
7374 pt.	Computer facilities management.....	21	21 001	7 034	1 540	367				
7379	Computer related services, n.e.c.....	295	309 225	90 284	20 501	3 590				
7392	Management, consulting, and public relations services.....	1 916	745 573	296 806	72 288	15 821				
7392 pt.	Management and administrative services.....	240	122 929	56 240	12 961	2 930				
7392 pt.	Public relations services.....	140	35 370	8 384	1 760	418				
7392 pt.	Management consulting services.....	860	314 353	136 112	34 506	6 277				
7392 pt.	Economic and sociological research.....	301	175 556	57 161	13 713	4 275				
7392 pt.	Consulting services, n.e.c.....	375	97 365	38 909	9 348	1 921				
7394	Equipment rental and leasing services.....	480	292 668	65 246	14 977	3 472				
7394 pt.	Equipment rental.....	268	130 185	28 945	6 706	1 731				
7394 pt.	Equipment leasing, except finance leasing.....	102	100 199	19 180	4 460	944				
7394 pt.	Leasing and rental of heavy construction equipment without operators.....	50	36 329	9 007	2 144	396				
7394 pt.	Rental of heavy construction equipment with operators.....	60	25 955	8 114	1 667	401				

**Table 1a. Summary Statistics for Firms Subject to Federal Income Tax for the State: 1982—Con.**

[For meaning of abbreviations and symbols, see introductory text. For explanation of terms and comparability of 1977 and 1982 censuses, see appendix A]

SIC code	Kind of business or operation	All establishments				Establishments with payroll				Paid employees for pay period including March 12 (number)
		Number	Receipts (\$1,000)	Unincorporated businesses or operations		Number	Receipts (\$1,000)	Annual payroll (\$1,000)	First quarter payroll (\$1,000)	
				Individual proprietorships (number)	Partnerships (number)					
73	<b>Business services—Con.</b>									
Other 73	Other business services	††	††	††	††	3 633	1 812 358	809 202	194 343	75 183
732	Credit reporting, collection agencies	**	**	**	**	173	97 158	32 903	7 933	2 161
732 pt.	Adjustment and collection agencies	**	**	**	**	151	35 700	14 912	3 336	1 125
732 pt.	Mercantile reporting agencies	**	**	**	**	11	(D)	(D)	(D)	(D)
732 pt.	Consumer credit reporting agencies	**	**	**	**	11	(D)	(D)	(D)	(D)
7331	Direct mail advertising services	**	**	**	**	90	92 588	37 175	9 406	3 039
7332	Blueprinting and photocopying services	**	**	**	**	72	19 633	5 796	1 303	403
7333	Commercial photography, art, and graphics	**	**	**	**	432	126 463	37 014	8 638	2 108
7333 pt.	Commercial photography	**	**	**	**	100	26 742	8 035	1 912	495
7333 pt.	Commercial art	**	**	**	**	108	19 245	5 960	1 419	358
7333 pt.	Graphic arts and related design and commercial photography, n.e.c.	**	**	**	**	224	80 476	23 019	5 307	1 255
7339	Stenographic services; and reproduction services, n.e.c.	**	**	**	**	110	32 839	10 536	2 595	784
736	Personnel supply services	**	**	**	**	756	407 516	247 398	58 993	28 204
7361	Employment agencies	**	**	**	**	480	104 432	58 055	14 323	6 074
7362	Help supply services	**	**	**	**	262	293 271	184 083	43 414	21 811
7362 pt.	Office help supply services	**	**	**	**	121	116 355	84 450	20 021	13 581
7362 pt.	Help supply, except office workers	**	**	**	**	141	176 916	99 633	23 393	8 230
7369	Facilities management services	**	**	**	**	14	9 813	5 260	1 256	319
7391	Research and development laboratories	**	**	**	**	104	60 532	29 395	7 237	1 323
7397	Testing laboratories and facilities	**	**	**	**	119	71 610	36 571	8 439	2 071
7393	Detective agencies and protective services	**	**	**	**	324	212 544	118 805	28 705	13 906
7393 pt.	Detective agencies and guard services	**	**	**	**	222	131 172	87 653	21 260	11 864
7393 pt.	Armored car services	**	**	**	**	18	12 329	5 878	1 504	469
7393 pt.	Burglar and fire alarm systems	**	**	**	**	84	69 043	25 274	5 941	1 573
7395	Photofinishing laboratories*	**	**	**	**	115	108 517	29 825	6 781	2 557
7399 pt.	Sign painting shops	**	**	**	**	49	5 754	1 868	390	152
7399 pt.	Interior designing	**	**	**	**	128	23 724	5 132	1 164	350
7399 pt.	Telephone answering services	**	**	**	**	137	30 421	14 270	3 532	1 894
735, 7396, 7399 pt.	Other business services, n.e.c.	**	**	**	**	1 024	523 059	202 514	49 227	16 231
735	News syndicates	**	**	**	**	18	11 972	5 249	1 136	269
7396	Trading stamp services (sales offices)	**	**	**	**	-	-	-	-	-
7399 pt.	Water softening services	**	**	**	**	39	15 916	4 564	1 037	284
7399 pt.	Packaging and labeling services	**	**	**	**	116	143 270	53 536	14 252	5 756
7399 pt.	Miscellaneous business services, n.e.c.	**	**	**	**	851	351 901	139 165	32 802	9 922
75	<b>Automotive repair, services, and garages</b>	††	††	††	††	4 052	1 058 366	244 151	57 049	18 333
751	Automotive rental and leasing, without drivers	††	††	††	††	398	343 525	51 206	12 646	3 058
7512 pt.	Passenger car rental, without drivers	††	††	††	††	137	90 654	13 621	3 044	910
7512 pt.	Passenger car leasing, except finance leasing	**	**	**	**	56	67 468	4 882	1 260	281
7513 pt.	Truck rental, without drivers	**	**	**	**	71	39 613	6 479	1 715	468
7513 pt.	Truck leasing, except finance leasing	**	**	**	**	121	142 832	25 617	6 481	1 357
7519	Utility trailer and recreational vehicle rental	**	**	**	**	13	2 958	607	146	42
752	Automobile parking	††	††	††	††	161	44 213	8 608	1 923	901
7523	Parking lots	**	**	**	**	142	39 254	6 937	1 567	716
7525	Parking structures	**	**	**	**	19	4 959	1 671	356	185
753	Automotive repair shops	††	††	††	††	3 130	621 888	169 407	38 825	12 509
7538	General automotive repair shops	††	††	††	††	1 311	217 429	55 155	12 924	4 199
7538 pt.	General automotive repair shops, except diesel	**	**	**	**	1 201	171 306	42 782	9 991	3 455
7538 pt.	Diesel repair shops	**	**	**	**	110	46 123	12 373	2 933	744
7531	Top and body repair shops	††	††	††	††	1 077	226 429	66 496	15 132	4 954
7534, 5, 9	Other automotive repair shops	††	††	††	††	742	178 030	47 756	10 769	3 356
7534	Tire retreading and repair shops	**	**	**	**	55	29 039	6 055	1 518	389
7535	Paint shops	**	**	**	**	71	21 051	7 066	1 419	473
7539 pt.	Auto electrical and fuel system services	**	**	**	**	66	10 716	3 042	698	242
7539 pt.	Radiator repair	**	**	**	**	66	11 174	2 792	659	222
7539 pt.	Glass replacement and repair	**	**	**	**	70	18 972	4 732	1 069	313
7539 pt.	Brake, front end, and wheel alignment	**	**	**	**	78	21 730	6 028	1 313	392
7539 pt.	Exhaust system services (muffler shops)	**	**	**	**	89	23 412	5 070	1 123	367
7539 pt.	Transmission repair shops	**	**	**	**	207	33 731	10 277	2 336	750
7539 pt.	Other automotive repair shops, n.e.c.	**	**	**	**	40	8 205	2 694	634	208
754	Automotive services, except repair	††	††	††	††	363	48 740	14 930	3 655	1 865
7542	Car washes	**	**	**	**	239	31 313	9 614	2 440	1 421
7549	Other automotive services	**	**	**	**	124	17 427	5 316	1 215	444
76	<b>Miscellaneous repair services</b>	††	††	††	††	1 878	552 754	180 566	42 502	10 727
762	Electrical and electronic repair shops	††	††	††	††	594	175 491	58 879	13 632	3 457
7622	Radio and TV repair shops	††	††	††	††	269	61 844	19 769	4 825	1 435
7623, 9	Other electrical and electronic repair shops	††	††	††	††	325	113 647	39 110	8 807	2 022
7623	Refrigeration and air-conditioning repair shops	**	**	**	**	129	29 635	9 004	1 976	558
7629	Electrical and electronic repair shops, n.e.c.	**	**	**	**	196	84 012	30 106	6 831	1 464
764	Reupholstery and furniture repair	††	††	††	††	185	16 581	5 026	1 271	515
763, 9	Other repair shops and related services	††	††	††	††	1 099	360 682	116 661	27 599	6 755
763	Watch, clock, and jewelry repair	**	**	**	**	37	4 336	1 266	304	106
769	Miscellaneous repair and related services	**	**	**	**	1 062	356 346	115 395	27 295	6 649
7692	Welding repair	**	**	**	**	114	30 899	12 068	2 705	654
7694	Armature rewinding shops	**	**	**	**	90	61 461	19 138	4 603	929
7699	Repair shops and related services, n.e.c.	**	**	**	**	858	263 986	84 189	19 987	5 066
7699 pt.	Farm machinery and equipment repair shops	**	**	**	**	11	2 480	580	130	53
7699 pt.	Lawnmower, saw, knife, tool sharpening and repair	**	**	**	**	72	11 561	2 947	638	199
7699 pt.	Sewer and septic tank cleaning services	**	**	**	**	60	14 817	5 002	1 299	359
7699 pt.	Other repair and related services, n.e.c.	**	**	**	**	715	235 128	75 660	17 920	4 455

**Table 1a. Summary Statistics for Firms Subject to Federal Income Tax for the State: 1982—Con.**

[For meaning of abbreviations and symbols, see introductory text. For explanation of terms and comparability of 1977 and 1982 censuses, see appendix A]

SIC code	Kind of business or operation	All establishments				Establishments with payroll				Paid employees for pay period including March 12 (number)
		Number	Receipts (\$1,000)	Unincorporated businesses or operations		Number	Receipts (\$1,000)	Annual payroll (\$1,000)	First quarter payroll (\$1,000)	
				Individual proprietorships (number)	Partnerships (number)					
<b>78, 79</b>	<b>Amusement and recreation services, including motion pictures...</b>	††	††	††	††	<b>2 102</b>	<b>723 052</b>	<b>201 031</b>	<b>40 722</b>	<b>18 145</b>
781, 2	Motion picture production, distribution, and services .....	††	††	††	††	111	56 280	14 075	2 978	709
7813	Motion picture production, except for TV .....	**	**	**	**	32	10 211	2 790	541	158
7814	Motion picture, tape production for TV .....	**	**	**	**	22	10 485	3 981	799	131
7819	Services allied to motion picture production .....	**	**	**	**	26	(D)	(D)	(D)	(D)
7823	Motion picture film exchanges .....	**	**	**	**	17	19 687	1 763	448	121
7824	Film or tape distribution for TV .....	**	**	**	**	2	(D)	(D)	(D)	(D)
7829	Services allied to motion picture distribution .....	**	**	**	**	12	5 775	2 240	537	190
783	Motion picture theaters .....	††	††	††	††	236	108 517	17 429	3 835	2 850
7832	Motion picture theaters, except drive-in .....	**	**	**	**	214	103 110	16 219	3 703	2 768
7833	Drive-in motion picture theaters .....	**	**	**	**	22	5 407	1 210	132	82
792	Producers, orchestras, and entertainers .....	††	††	††	††	188	61 558	19 118	5 658	1 399
7922	Theatrical producers (except motion picture) and miscellaneous theatrical services .....	**	**	**	**	84	25 604	5 758	1 367	385
7922 pt.	Producers of live theatrical productions .....	**	**	**	**	17	4 360	1 748	420	124
7922 pt.	Producers of radio and TV shows, except tape .....	**	**	**	**	13	2 057	943	216	27
7922 pt.	Artists' and entertainers' managers or agents, concert bureaus, booking agents .....	**	**	**	**	17	4 117	838	242	55
7922 pt.	Other theatrical services .....	**	**	**	**	37	15 070	2 229	489	179
7929	Bands, orchestras, actors, and other entertainers and entertainment groups .....	**	**	**	**	104	35 954	13 360	4 291	1 014
7929 pt.	Dance groups and artists .....	**	**	**	**	2	(D)	(D)	(D)	(D)
7929 pt.	Symphony orchestras, opera companies, and chamber music organizations .....	**	**	**	**	5	(D)	(D)	(D)	(D)
7929 pt.	Other music and entertainment presentations .....	**	**	**	**	97	34 974	12 950	4 195	997
793	Bowling alleys and billiards and pool establishments .....	††	††	††	††	171	59 771	18 277	4 671	2 386
7932	Billiard and pool establishments .....	††	††	††	††	13	965	251	80	43
7933	Bowling alleys .....	††	††	††	††	158	58 806	18 026	4 591	2 343
79 ex. 792, 3	Commercial sports and other amusement and recreation services .....	††	††	††	††	1 396	436 926	132 132	23 580	10 801
794	Commercial sports .....	††	††	††	††	100	70 597	33 622	6 398	1 039
7941	Professional sports clubs, managers, promoters .....	††	††	††	††	8	18 030	14 619	3 936	219
7941 pt.	Baseball clubs .....	**	**	**	**	2	(D)	(D)	(D)	(D)
7941 pt.	Football clubs .....	**	**	**	**	2	(D)	(D)	(D)	(D)
7941 pt.	Other professional sports clubs .....	**	**	**	**	4	(D)	(D)	(D)	(D)
7941 pt.	Managers and promoters .....	**	**	**	**	92	52 567	19 003	2 462	820
7948	Racing, including track operation .....	††	††	††	††	9	4 078	646	70	60
7948 pt.	Auto race track operation .....	**	**	**	**	3	33 853	14 077	1 502	354
7948 pt.	Horse race track operation .....	**	**	**	**	-	-	-	-	-
7948 pt.	Dog race track operation .....	**	**	**	**	80	14 636	4 280	890	406
7948 pt.	Racing stables and racing, n.e.c. .....	**	**	**	**	-	-	-	-	-
79 ex. 792, 3, 4	Other amusement and recreation services .....	††	††	††	††	1 296	366 329	98 510	17 182	9 762
791	Dance halls, studios, and schools .....	**	**	**	**	167	12 181	4 278	1 048	789
791 pt.	Public dance halls or ballrooms .....	**	**	**	**	4	627	206	48	24
791 pt.	Dance schools, including children's and professionals' .....	**	**	**	**	163	11 554	4 072	1 000	765
7992	Public golf courses .....	**	**	**	**	31	7 843	2 087	387	227
7993	Coin-operated amusement device operators .....	**	**	**	**	159	54 753	10 596	1 908	883
7996	Amusement parks .....	**	**	**	**	30	70 905	20 092	2 523	562
7997	Membership sports and recreation clubs .....	**	**	**	**	333	116 365	35 196	6 228	4 147
7999	Amusement and recreation services, n.e.c. .....	**	**	**	**	576	104 282	26 261	5 088	3 154
7999 pt.	Concession operators of amusement devices, rides .....	**	**	**	**	61	11 136	2 739	261	187
7999 pt.	Carnivals, circuses, and fairs .....	**	**	**	**	10	8 682	1 916	440	206
7999 pt.	Carnivals and circuses .....	**	**	**	**	8	(D)	(D)	(D)	(D)
7999 pt.	Fairs .....	**	**	**	**	2	(D)	(D)	(D)	(D)
7999 pt.	Other commercial recreation and amusements .....	**	**	**	**	505	84 464	21 606	4 387	2 761
7999 pt.	Commercial museums, art galleries, and botanical and zoological gardens .....	**	**	**	**	3	(D)	(D)	(D)	(D)
7999 pt.	Roller skating rinks .....	**	**	**	**	37	9 790	2 644	779	701
7999 pt.	Ice skating rinks .....	**	**	**	**	6	(D)	(D)	(D)	(D)
7999 pt.	Other amusement and recreation services, n.e.c. .....	**	**	**	**	459	71 369	18 458	3 483	1 985
<b>80, ex. 806</b>	<b>Health services, except hospitals .....</b>	††	††	††	††	<b>12 188</b>	<b>3 008 471</b>	<b>1 328 552</b>	<b>319 615</b>	<b>72 431</b>
801	Offices of physicians .....	††	††	††	††	6 266	1 528 781	745 991	182 580	24 973
802	Offices of dentists .....	††	††	††	††	3 422	585 358	209 240	49 284	14 295
803	Offices of osteopathic physicians .....	††	††	††	††	298	62 327	30 326	7 893	1 427
8041	Offices of chiropractors .....	††	††	††	††	380	36 682	9 650	2 017	900
8042	Offices of optometrists .....	††	††	††	††	416	49 598	11 914	2 691	1 208
805	Nursing and personal care facilities .....	††	††	††	††	217	387 047	183 125	42 346	19 733
8051	Skilled nursing care facilities .....	**	**	**	**	167	340 330	159 450	37 052	17 218
8059	Nursing and personal care facilities, n.e.c. .....	**	**	**	**	50	46 717	23 675	5 294	2 515
8049, 807, 8, 9	Other health services .....	††	††	††	††	1 189	358 678	138 306	32 804	9 895
807	Medical and dental laboratories .....	††	††	††	††	411	215 341	80 858	19 977	4 817
8071	Medical laboratories .....	††	††	††	††	167	164 784	59 456	14 940	3 456
8072	Dental laboratories .....	††	††	††	††	244	50 557	21 402	5 037	1 361
8049, 808, 9	Other health services, n.e.c. .....	††	††	††	††	778	143 337	57 448	12 827	5 078
8049	Offices of health practitioners, n.e.c. .....	**	**	**	**	529	57 182	20 727	4 534	1 386
808	Outpatient care facilities .....	**	**	**	**	123	45 328	17 076	3 752	992
809	Health and allied services, n.e.c. .....	**	**	**	**	126	40 827	19 645	4 541	2 700
<b>81</b>	<b>Legal services .....</b>	††	††	††	††	<b>4 439</b>	<b>1 129 493</b>	<b>439 843</b>	<b>103 154</b>	<b>21 097</b>

**Table 1a. Summary Statistics for Firms Subject to Federal Income Tax for the State: 1982—Con.**

[For meaning of abbreviations and symbols, see introductory text. For explanation of terms and comparability of 1977 and 1982 censuses, see appendix A]

SIC code	Kind of business or operation	All establishments				Establishments with payroll				Paid employees for pay period including March 12 (number)
		Number	Receipts (\$1,000)	Unincorporated businesses or operations		Number	Receipts (\$1,000)	Annual payroll (\$1,000)	First quarter payroll (\$1,000)	
				Individual proprietorships (number)	Partnerships (number)					
<b>823, 4, 9</b>	<b>Selected educational services</b> .....	††	††	††	††	318	132 985	43 783	10 197	3 323
823	Libraries and information centers.....	**	**	**	**	2	(D)	(D)	(D)	(D)
824	Correspondence schools and vocational schools.....	**	**	**	**	119	(D)	(D)	(D)	(D)
8241	Correspondence schools.....	**	**	**	**	5	(D)	(D)	(D)	(D)
8243	Data processing schools.....	**	**	**	**	8	6 741	2 736	707	160
8244	Business and secretarial schools.....	**	**	**	**	38	22 121	8 417	1 951	723
8249	Vocational schools, except vocational high schools, n.e.c. ....	**	**	**	**	68	28 316	9 271	2 143	663
829	Schools and educational services, n.e.c. ....	**	**	**	**	197	72 648	22 176	5 167	1 702
<b>891</b>	<b>Engineering, architectural, and surveying services</b> .....	††	††	††	††	1 550	1 325 536	608 462	147 786	23 292
891 pt.	Architectural services.....	**	**	**	**	381	143 331	54 067	12 308	2 489
891 pt.	Engineering services.....	**	**	**	**	976	1 154 758	540 673	132 413	19 935
891 pt.	Surveying services.....	**	**	**	**	193	27 447	13 722	3 065	868
<b>893</b>	<b>Accounting, auditing, and bookkeeping services</b> .....	††	††	††	††	1 627	456 653	175 321	42 583	9 313
<b>83, 892, 9</b>	<b>Social and other services</b> .....	††	††	††	††	854	106 436	43 920	10 675	5 438
83	Social services.....	**	**	**	**	670	80 099	32 861	7 923	4 899
835	Child day care services.....	**	**	**	**	465	37 052	16 612	4 091	3 119
832, 3, 6, 9	Other social services.....	**	**	**	**	205	43 047	16 249	3 832	1 780
832	Individual and family social services.....	**	**	**	**	49	7 274	2 696	740	281
833	Job training and vocational rehabilitation services.....	**	**	**	**	19	5 886	2 966	670	228
836	Residential care.....	**	**	**	**	107	21 054	7 250	1 629	925
839	Social services, n.e.c. ....	**	**	**	**	30	8 833	3 337	793	346
892, 9	Other services.....	**	**	**	**	184	26 337	11 059	2 752	539
892	Noncommercial educational, scientific, and research organizations.....	**	**	**	**	6	888	392	109	29
899	Services, n.e.c. ....	**	**	**	**	178	25 449	10 667	2 643	510

**Table 1b. Summary Statistics for Firms Exempt From Federal Income Tax for the State: 1982**

[Includes only establishments with payroll. For meaning of abbreviations and symbols, see introductory text. For explanation of terms and comparability of 1977 and 1982 censuses, see appendix A]

SIC code	Kind of business or operation	Establishments (number)	Revenue (\$1,000)	Annual payroll (\$1,000)	First quarter payroll (\$1,000)	Paid employees for pay period including March 12 (number)
	<b>Total</b> .....	3 544	1 364 423	574 993	131 874	60 246
<b>7011 pt., 7032, 704</b>	<b>Hotels, camps, and membership lodging</b> .....	76	16 913	5 510	1 121	858
7011 pt.	Hotels.....	10	4 705	1 864	450	311
7032	Sporting and recreational camps.....	27	4 874	1 799	245	163
704	Organization hotels and lodging houses, on membership basis.....	39	7 334	1 847	426	384
<b>7391, 2, 7</b>	<b>Research, testing, and consulting services</b> .....	21	(D)	(D)	(D)	(D)
7391	Research and development laboratories.....	1	(D)	(D)	(D)	(D)
7392	Management, consulting, and public relations services.....	13	(D)	(D)	(D)	(D)
7397	Testing laboratories and facilities.....	7	(D)	(D)	(D)	(D)
<b>792, 7997, 7999 pt., 84</b>	<b>Selected amusement, recreation, and related services</b> .....	307	118 918	48 839	9 176	4 320
792	Producers, orchestras, and entertainers.....	29	(D)	(D)	(D)	(D)
7922	Theatrical producers (except motion picture) and miscellaneous theatrical services.....	18	7 163	2 718	703	415
7929	Bands, orchestras, actors, and other entertainers and entertainment groups.....	11	(D)	(D)	(D)	(D)
7999 pt., 84	Museums, art galleries, and botanical and zoological gardens.....	47	12 146	4 596	1 110	543
7999 pt.	Commercial museums, art galleries, and botanical and zoological gardens.....	7	1 742	478	110	50
84	Noncommercial museums, art galleries, and botanical and zoological gardens.....	40	10 404	4 118	1 000	493
8411	Noncommercial museums and art galleries.....	39	(D)	(D)	(D)	(D)
8421	Noncommercial arboreta, botanical and zoological gardens.....	1	(D)	(D)	(D)	(D)
7997	Membership sports and recreation clubs.....	228	93 887	39 290	6 768	3 023
7999 pt.	Fairs.....	3	(D)	(D)	(D)	(D)
<b>805, 8, 9</b>	<b>Selected health services</b> .....	239	309 361	148 660	34 190	14 965
805	Nursing and personal care facilities.....	69	155 711	81 509	18 717	8 453
8051	Skilled nursing care facilities.....	49	131 209	71 304	16 232	7 150
8059	Nursing and personal care facilities, n.e.c. ....	20	24 502	10 205	2 485	1 303
808	Outpatient care facilities.....	107	80 721	31 133	7 280	2 335
809	Health and allied services, n.e.c. ....	63	72 929	36 018	8 193	4 177
<b>81</b>	<b>Legal aid societies and similar legal services</b> .....	34	(D)	(D)	(D)	(D)

**Table 1b. Summary Statistics for Firms Exempt From Federal Income Tax for the State: 1982—Con.**

[Includes only establishments with payroll. For meaning of abbreviations and symbols, see introductory text. For explanation of terms and comparability of 1977 and 1982 censuses, see appendix A]

SIC code	Kind of business or operation	Establishments (number)	Revenue (\$1,000)	Annual payroll (\$1,000)	First quarter payroll (\$1,000)	Paid employees for pay period including March 12 (number)
<b>823, 4, 9</b>	<b>Selected educational services</b> .....	<b>134</b>	<b>23 339</b>	<b>9 473</b>	<b>2 164</b>	<b>1 295</b>
823	Libraries and information centers .....	51	3 371	1 758	428	331
824	Correspondence schools and vocational schools .....	14	1 993	762	191	102
8241, 9	Correspondence and vocational schools, except vocational high schools, n.e.c. ....	14	1 993	762	191	102
8243, 4	Data processing, business, and secretarial schools .....	-	-	-	-	-
829	Schools and educational services, n.e.c. ....	69	17 975	6 953	1 545	862
<b>83</b>	<b>Social services</b> .....	<b>1 454</b>	<b>449 833</b>	<b>200 080</b>	<b>47 137</b>	<b>25 112</b>
835	Child day care services .....	492	75 804	46 268	11 116	6 573
832, 3, 6, 9	Other social services .....	962	374 029	153 812	36 021	18 539
832	Individual and family social services .....	418	112 648	57 469	13 440	6 515
833	Job training and vocational rehabilitation services .....	91	50 521	28 980	6 711	4 915
836	Residential care .....	158	76 333	34 886	7 923	4 063
839	Social services, n.e.c. ....	295	134 527	32 477	7 947	3 046
<b>861, 2, 4, 9</b>	<b>Selected membership organizations</b> .....	<b>1 251</b>	<b>298 712</b>	<b>95 532</b>	<b>21 934</b>	<b>9 943</b>
861	Business associations .....	248	76 052	23 578	5 462	1 467
864	Civic, social, and fraternal associations .....	686	123 834	42 491	9 596	6 238
862, 9	Other membership organizations .....	317	98 826	29 463	6 876	2 238
862	Professional membership organizations .....	155	53 952	16 019	3 715	946
869	Membership organizations, n.e.c. ....	162	44 874	13 444	3 161	1 292
<b>892</b>	<b>Noncommercial educational, scientific, and research organizations</b> .....	<b>28</b>	<b>14 002</b>	<b>6 008</b>	<b>1 441</b>	<b>326</b>

**Table 2a. Comparative Statistics for Firms Subject to Federal Income Tax for the State: 1982 and 1977**

[For meaning of abbreviations and symbols, see introductory text. For explanation of terms and comparability of 1977 and 1982 censuses, see appendix A]

SIC code	Kind of business or operation	All establishments					Establishments with payroll					
		1982 (number)	1977 (number)	Receipts			Receipts			Annual payroll		
				1982 (\$1,000)	1977 (\$1,000)	Percent change 1977 to 1982	1982 (\$1,000)	1977 (\$1,000)	Percent change 1977 to 1982	1982 (\$1,000)	1977 (\$1,000)	Percent change 1977 to 1982
	<b>Total</b> .....	††	87 616	††	8 516 157	(NA)	16 348 884	7 737 249	111.3	6 019 799	2 890 178	108.3
<b>70</b>	<b>Hotels, motels, and other lodging places</b> ..	††	2 221	††	401 029	(NA)	2 435 480	388 390	527.1	650 120	109 170	495.5
7011	Hotels, motor hotels, and motels .....	††	1 523	††	377 780	(NA)	2 410 002	371 676	548.4	644 772	105 291	512.4
7011 pt.	Hotels .....	††	417	††	127 844	(NA)	2 113 226	126 565	1 569.7	569 655	38 941	1 362.9
7011 pt.	Hotels, 25 guestrooms or more .....	††	..	††	..	..	2 106 978	122 181	1 624.5	568 491	37 961	1 397.6
7011 pt.	Hotels, less than 25 guestrooms .....	††	..	††	..	..	6 248	4 384	42.5	1 164	980	18.8
7011 pt.	Motels, motor hotels, and tourist courts ..	††	1 106	††	249 936	(NA)	296 776	245 111	21.1	75 117	66 350	13.2
7011 pt.	Motels, tourist courts .....	††	..	††	..	..	204 388	165 078	23.8	48 240	43 217	11.6
7011 pt.	Motor hotels .....	††	..	††	..	..	92 388	80 033	15.4	26 877	23 133	16.2
702, 3, 4	Other lodging places .....	††	(NC)	††	(NC)	(X)	25 478	(NC)	(X)	5 348	(NC)	(X)
703	Trailer parks and camps .....	††	187	††	12 967	(NA)	18 302	10 509	74.2	3 475	2 418	43.7
702, 4	Rooming, boarding, and membership lodging .....	††	(NC)	††	(NC)	(X)	7 176	(NC)	(X)	1 873	(NC)	(X)
<b>72</b>	<b>Personal services</b> .....	††	13 860	††	626 168	(NA)	802 072	531 364	50.9	264 010	183 136	44.2
721	Laundry, cleaning, and garment services ..	††	3 053	††	246 609	(NA)	328 002	222 946	47.1	111 522	83 502	33.6
7215	Coin-operated laundries and dry cleaning .....	††	666	††	29 687	(NA)	35 264	22 266	58.4	6 480	4 495	44.2
721 ex.	Other laundry, cleaning, and garment services .....	††	2 387	††	216 922	(NA)	292 738	200 680	45.9	105 042	79 007	33.0
7211	Power laundries, family and commercial* .....	††	..	††	..	..	29 059	24 049	20.8	13 008	12 624	3.0
7216	Dry-cleaning plants, except rug cleaning* ..	††	..	††	..	..	109 187	74 421	46.7	39 201	27 767	41.2
Other 721	Laundry and cleaning services, n.e.c.* ..	††	..	††	..	..	154 492	94 578	63.3	52 833	34 579	52.8
7212	Garment pressing and agents for laundries and dry cleaners .....	††	..	††	..	..	7 459	5 899	26.4	1 778	1 461	21.7
7213	Linen supply* .....	††	..	††	..	..	74 476	38 294	94.5	26 544	14 959	77.4
7217	Carpet and upholstery cleaning .....	††	..	††	..	..	17 824	8 405	112.1	5 677	2 604	118.0
7218	Industrial launderers* .....	††	..	††	..	..	44 685	34 266	30.4	15 289	12 765	19.8
7214, 9	Other laundry, garment services, including diaper* .....	††	..	††	..	..	10 048	6 988	43.8	3 545	2 551	39.0
722	Photographic studios, portrait .....	††	1 252	††	39 444	(NA)	40 845	25 742	58.7	11 738	6 446	82.1
723, 4	Beauty and barber shops .....	††	6 638	††	158 353	(NA)	184 489	128 389	43.7	76 134	54 586	39.5
723	Beauty shops .....	††	4 535	††	129 140	(NA)	169 206	114 532	47.7	70 105	49 386	42.0
724	Barber shops .....	††	2 103	††	29 213	(NA)	15 283	13 857	10.3	6 029	5 200	15.9
725	Shoe repair, shoe shine, and hat-cleaning shops .....	††	386	††	7 643	(NA)	4 482	3 764	19.1	1 289	1 025	25.8
726	Funeral service and crematories .....	††	711	††	106 260	(NA)	127 997	97 057	31.9	29 317	20 935	40.0
729	Miscellaneous personal services .....	††	1 820	††	67 859	(NA)	116 257	53 466	117.4	34 010	16 642	104.4

Table 2a. **Comparative Statistics for Firms Subject to Federal Income Tax for the State: 1982 and 1977—Con.**

[For meaning of abbreviations and symbols, see introductory text. For explanation of terms and comparability of 1977 and 1982 censuses, see appendix A]

SIC code	Kind of business or operation	All establishments					Establishments with payroll					
		1982 (number)	1977 (number)	Receipts			Receipts			Annual payroll		
				1982 (\$1,000)	1977 (\$1,000)	Percent change 1977 to 1982	1982 (\$1,000)	1977 (\$1,000)	Percent change 1977 to 1982	1982 (\$1,000)	1977 (\$1,000)	Percent change 1977 to 1982
73	<b>Business services</b> .....	††	18 649	††	2 256 712	(NA)	4 617 586	2 052 887	124.9	1 840 040	867 510	112.1
731	Advertising .....	††	1 750	††	127 925	(NA)	225 844	98 017	130.4	80 560	40 628	98.3
7311	Advertising agencies .....	**	**	**	**	**	135 113	51 597	161.9	54 659	23 553	132.1
7312	Outdoor advertising services .....	**	**	**	**	**	37 008	17 514	111.3	8 648	5 099	69.6
7313	Radio, TV, publishers' advertising representatives .....	**	**	**	**	**	39 082	20 638	89.4	13 471	8 949	50.5
7319	Advertising, n.e.c. ....	**	**	**	**	**	14 641	8 268	77.1	3 782	3 027	24.9
734	<b>Services to dwellings and other buildings</b> ..	††	2 298	††	169 739	(NA)	300 262	154 612	94.2	162 119	88 976	82.2
7341	Window cleaning .....	**	**	**	**	**	7 394	3 777	95.8	3 486	1 737	100.7
7342	Disinfecting and exterminating services ..	**	**	**	**	**	42 721	21 810	95.9	18 373	10 192	80.3
7349	Cleaning and maintenance services, n.e.c. ....	**	**	**	**	**	250 147	129 025	93.9	140 260	77 047	82.0
737	<b>Computer and data processing services</b> ...	††	842	††	440 208	(NA)	1 240 881	434 293	185.7	426 107	154 344	176.1
7372	Computer programming and other software services .....	**	**	**	**	**	462 921	135 415	241.9	192 755	59 279	225.2
7374	Data processing services .....	**	**	**	**	**	468 735	193 786	141.9	143 068	71 499	100.1
7379	Computer related services, n.e.c. ....	**	**	**	**	**	309 225	105 092	194.2	90 284	23 566	283.1
7392	<b>Management, consulting, and public relations services</b> .....	††	5 720	††	387 368	(NA)	745 573	312 592	138.5	296 806	129 932	128.4
7394	Equipment rental and leasing services .....	††	762	††	160 751	(NA)	292 668	151 454	93.2	65 246	36 674	77.9
Other 73	<b>Other business services</b> .....	††	7 277	††	970 721	(NA)	1 812 358	901 919	100.9	809 202	416 956	94.1
732	Credit reporting, collection agencies .....	**	**	**	**	**	97 158	55 681	74.5	32 903	23 754	38.5
7331	Direct mail advertising services .....	**	**	**	**	**	92 588	49 022	88.9	37 175	19 647	89.2
7332	Blueprinting and photocopying services ...	**	**	**	**	**	19 633	6 624	196.4	5 796	1 993	190.8
7333	Commercial photography, art, and graphics .....	**	**	**	**	**	126 463	61 864	104.4	37 014	18 875	96.1
7339	Stenographic services; and reproduction services, n.e.c. ....	**	**	**	**	**	32 839	14 412	127.9	10 536	4 541	132.0
736	<b>Personnel supply services</b> .....	**	**	**	**	**	407 516	163 079	149.9	247 398	110 146	124.6
7361	Employment agencies .....	**	**	**	**	**	104 432	42 294	146.9	58 055	22 198	161.5
7362	Help supply services .....	**	**	**	**	**	293 271	110 867	164.5	184 083	81 962	124.6
7369	Facilities management services .....	**	**	**	**	**	9 813	9 918	-1.1	5 260	5 986	-12.1
7391	<b>Research and development laboratories</b> ..	**	**	**	**	**	60 532	28 765	110.4	29 395	10 828	171.5
7397	Testing laboratories and facilities .....	**	**	**	**	**	71 610	44 888	59.5	36 571	20 466	78.7
7393	Detective agencies and protective services .....	**	**	**	**	**	212 544	108 249	96.3	118 805	67 231	76.7
7395	Photofinishing laboratories* .....	**	**	**	**	**	108 517	69 955	55.1	29 825	20 640	44.5
7399 pt.	Sign painting shops .....	**	**	**	**	**	5 754	4 150	38.7	1 868	1 605	16.4
7399 pt.	Interior designing .....	**	**	**	**	**	23 724	11 638	103.8	5 132	2 205	132.7
7399 pt.	Telephone answering services .....	**	**	**	**	**	30 421	18 943	60.6	14 270	9 707	47.0
735, 7396, 7399 pt.	Other business services, n.e.c. ....	**	**	**	**	**	523 059	264 649	97.6	202 514	105 318	92.3
75	<b>Automotive repair, services, and garages</b> ..	††	5 907	††	745 983	(NA)	1 058 366	691 688	53.0	244 151	162 228	50.5
751	Automotive rental and leasing, without drivers .....	††	488	††	252 655	(NA)	343 525	248 550	38.2	51 206	34 755	47.3
752	<b>Automobile parking</b> .....	††	193	††	28 483	(NA)	44 213	27 677	59.7	8 608	6 851	25.6
7523	Parking lots .....	**	**	**	**	**	39 254	24 345	61.2	6 937	6 085	14.0
7525	Parking structures .....	**	**	**	**	**	4 959	3 332	48.8	1 671	766	118.1
753	<b>Automotive repair shops</b> .....	††	4 502	††	425 674	(NA)	621 888	385 755	61.2	169 407	110 360	53.5
7538	General automotive repair shops .....	††	2 189	††	166 955	(NA)	217 429	142 382	52.7	55 155	37 528	47.0
7538 pt.	General automotive repair shops, except diesel .....	**	**	**	**	**	171 306	120 622	42.0	42 782	30 701	39.4
7538 pt.	Diesel repair shops .....	**	**	**	**	**	46 123	21 760	112.0	12 373	6 827	81.2
7531	Top and body repair shops .....	††	1 457	††	140 450	(NA)	226 429	129 849	74.4	66 496	40 516	64.1
7534, 5, 9	<b>Other automotive repair shops</b> .....	††	856	††	118 269	(NA)	178 030	113 524	56.8	47 756	32 316	47.8
7534	Tire retreading and repair shops .....	**	**	**	**	**	29 039	20 648	40.6	6 055	4 704	28.7
7535	Paint shops .....	**	**	**	**	**	21 051	11 242	87.3	7 066	4 053	74.3
7539 pt.	Auto electrical and fuel system services .....	**	**	**	**	**	10 716	9 407	13.9	3 042	2 808	8.3
7539 pt.	Radiator repair .....	**	**	**	**	**	11 174	7 615	46.7	2 792	1 958	42.6
7539 pt.	Glass replacement and repair .....	**	**	**	**	**	18 972	11 504	64.9	4 732	2 731	73.3
7539 pt.	Brake, front end, and wheel alignment ..	**	**	**	**	**	21 730	14 419	50.7	6 028	3 871	55.7
7539 pt.	Exhaust system services (muffler shops) .....	**	**	**	**	**	23 412	9 662	142.3	5 070	2 415	109.9
7539 pt.	Transmission repair shops .....	**	**	**	**	**	33 731	25 009	34.9	10 277	8 504	20.8
7539 pt.	Other automotive repair shops, n.e.c. ...	**	**	**	**	**	8 205	4 018	104.2	2 694	1 272	111.8
754	<b>Automotive services, except repair</b> .....	††	724	††	39 171	(NA)	48 740	29 706	64.1	14 930	10 262	45.5
7542	Car washes .....	**	**	**	**	**	31 313	19 756	58.5	9 614	6 941	38.5
7549	Other automotive services .....	**	**	**	**	**	17 427	9 950	75.1	5 316	3 321	60.1
76	<b>Miscellaneous repair services</b> .....	††	4 450	††	414 275	(NA)	552 754	371 505	48.8	180 566	122 893	46.9
762	<b>Electrical and electronic repair shops</b> .....	††	1 651	††	145 336	(NA)	175 491	128 449	36.6	58 879	45 834	28.5
7622	Radio and TV repair shops .....	††	1 054	††	57 858	(NA)	61 844	46 648	32.6	19 769	16 091	22.9
7623, 9	Other electrical and electronic repair shops .....	††	597	††	87 478	(NA)	113 647	81 801	38.9	39 110	29 743	31.5
7623	Refrigeration and air-conditioning repair shops .....	**	**	**	**	**	29 635	18 315	61.8	9 004	5 692	58.2
7629	Electrical and electronic repair shops, n.e.c. ....	**	**	**	**	**	84 012	63 486	32.3	30 106	24 051	25.2
764	<b>Reupholstery and furniture repair</b> .....	††	507	††	18 220	(NA)	16 581	13 349	24.2	5 026	3 961	26.9

**Table 2a. Comparative Statistics for Firms Subject to Federal Income Tax for the State: 1982 and 1977—Con.**

[For meaning of abbreviations and symbols, see introductory text. For explanation of terms and comparability of 1977 and 1982 censuses, see appendix A]

SIC code	Kind of business or operation	All establishments					Establishments with payroll							
		1982 (number)	1977 (number)	Receipts			Receipts			Annual payroll				
				1982 (\$1,000)	1977 (\$1,000)	Percent change 1977 to 1982	1982 (\$1,000)	1977 (\$1,000)	Percent change 1977 to 1982	1982 (\$1,000)	1977 (\$1,000)	Percent change 1977 to 1982		
76	<b>Miscellaneous repair services—Con.</b>													
763, 9	Other repair shops and related services	††	2 292	††	250 719	(NA)	360 682	229 707	57.0	116 661	73 098	59.6		
763	Watch, clock, and jewelry repair	††	**	††	**	**	4 336	2 948	47.1	1 266	716	76.8		
769	Miscellaneous repair and related services	**	**	**	**	**	356 346	226 759	57.1	115 395	72 382	59.4		
7692	Welding repair	**	**	**	**	**	30 899	21 363	44.6	12 068	7 921	52.4		
7694	Armature rewinding shops	**	**	**	**	**	61 461	43 227	42.2	19 138	15 243	25.6		
7699	Repair shops and related services, n.e.c.	**	**	**	**	**	263 986	162 169	62.8	84 189	49 218	71.1		
78, 79	<b>Amusement and recreation services, including motion pictures</b>	††	5 956	††	497 472	(NA)	723 052	446 414	62.0	201 031	119 904	67.7		
781, 2	Motion picture production, distribution, and services	††	235	††	38 851	(NA)	56 280	36 258	55.2	14 075	6 821	106.3		
783	Motion picture theaters	††	314	††	73 059	(NA)	108 517	72 514	49.6	17 429	14 969	16.4		
7832	Motion picture theaters, except drive-in	**	**	**	**	**	103 110	65 846	56.6	16 219	13 564	19.6		
7833	Drive-in motion picture theaters	**	**	**	**	**	5 407	6 668	-18.9	1 210	1 405	-13.9		
792	Producers, orchestras, and entertainers	††	2 114	††	42 434	(NA)	61 558	21 347	188.4	19 118	6 566	191.2		
7922	Theatrical producers (except motion picture) and miscellaneous theatrical services	**	**	**	**	**	25 604	11 715	118.6	5 758	3 084	86.7		
7929	Bands, orchestras, actors, and other entertainers and entertainment groups	**	**	**	**	**	35 954	9 632	273.3	13 360	3 482	283.7		
793	Bowling alleys and billiards and pool establishments	††	264	††	52 346	(NA)	59 771	51 437	16.2	18 277	14 966	22.1		
7932	Billiard and pool establishments	††	54	††	1 772	(NA)	965	1 414	-31.8	251	473	-46.9		
7933	Bowling alleys	††	210	††	50 574	(NA)	58 806	50 023	17.6	18 026	14 493	24.4		
79 ex. 792, 3	Commercial sports and other amusement and recreation services	††	3 029	††	290 782	(NA)	436 926	264 858	65.0	132 132	76 582	72.5		
794	Commercial sports	††	**	††	**	(NA)	70 597	51 465	37.2	33 622	16 722	101.1		
7941	Professional sports clubs, managers, promoters	††	**	††	**	(NA)	18 030	1 227	1 369.4	14 619	680	2 049.9		
7948	Racing, including track operation	††	**	††	**	(NA)	52 567	50 238	4.6	19 003	16 042	18.5		
79 ex. 792, 3, 4	Other amusement and recreation services	††	**	††	**	(NA)	366 329	213 393	71.7	98 510	59 860	64.6		
791	Dance halls, studios, and schools	**	**	**	**	**	12 181	6 194	96.7	4 278	2 222	92.5		
7992	Public golf courses	**	**	**	**	**	7 843	7 511	4.4	2 087	2 222	-6.1		
7993	Coin-operated amusement device operators	**	**	**	**	**	54 753	20 942	161.5	10 596	5 010	111.5		
7996	Amusement parks	**	**	**	**	**	70 905	40 256	76.1	20 092	12 780	57.2		
7997	Membership sports and recreation clubs	**	**	**	**	**	116 365	60 575	92.1	35 196	17 418	102.1		
7999	Amusement and recreation services, n.e.c.	**	**	**	**	**	104 282	76 766	35.8	26 261	19 416	35.3		
7999 pt.	Concession operators of amusement devices, rides	**	**	**	**	**	11 136	15 216	-26.8	2 739	3 199	-14.4		
7999 pt.	Carnivals, circuses, and fairs	**	**	**	**	**	8 682	5 727	51.6	1 916	1 219	57.2		
7999 pt.	Other commercial recreation and amusements	**	**	**	**	**	84 464	53 631	57.5	21 606	14 506	48.9		
80, ex. 806	<b>Health services, except hospitals</b>	††	16 961	††	1 835 775	(NA)	3 008 471	1 673 469	79.8	1 328 552	699 193	90.0		
801	Offices of physicians	††	7 588	††	951 171	(NA)	1 528 781	867 880	76.2	745 991	385 034	93.7		
802	Offices of dentists	††	4 017	††	384 829	(NA)	585 358	358 928	63.1	209 240	117 917	77.4		
803	Offices of osteopathic physicians	††	251	††	33 290	(NA)	62 327	32 610	91.1	30 326	14 576	108.1		
8041	Offices of chiropractors	††	423	††	15 244	(NA)	36 682	10 132	262.0	9 650	1 822	429.6		
8042	Offices of optometrists	††	625	††	41 411	(NA)	49 598	32 951	50.5	11 914	7 187	65.8		
805	Nursing and personal care facilities	††	487	††	229 345	(NA)	387 047	227 044	70.5	183 125	112 925	62.2		
8049, 807, 8, 9	Other health services	††	3 570	††	180 485	(NA)	358 678	143 924	149.2	138 306	59 732	131.5		
807	Medical and dental laboratories	††	489	††	101 333	(NA)	215 341	97 297	121.3	80 858	41 360	95.5		
8071	Medical laboratories	††	163	††	65 025	(NA)	164 784	64 197	156.7	59 456	26 572	123.8		
8072	Dental laboratories	††	326	††	36 308	(NA)	50 557	33 100	52.7	21 402	14 788	44.7		
8049, 808, 9	Other health services, n.e.c.	††	3 081	††	79 152	(NA)	143 337	46 627	207.4	57 448	18 372	212.7		
81	<b>Legal services</b>	††	6 627	††	662 596	(NA)	1 129 493	615 226	83.6	439 843	207 568	111.9		
823, 4, 9	<b>Selected educational services</b>	††	2 638	††	81 258	(NA)	132 985	64 939	104.8	43 783	21 918	99.8		
823	Libraries and information centers	**	**	**	**	**	(D)	1 588	(D)	(D)	694	(D)		
824	Correspondence schools and vocational schools	**	**	**	**	**	(D)	32 012	(D)	(D)	9 789	(D)		
829	Schools and educational services, n.e.c.	**	**	**	**	**	72 648	31 339	131.8	22 176	11 435	93.9		
891	<b>Engineering, architectural, and surveying services</b>	††	2 665	††	612 682	(NA)	1 325 536	586 809	125.9	608 462	276 465	120.1		
891 pt.	Architectural services	**	**	**	**	**	143 331	67 349	112.8	54 067	26 066	107.4		
891 pt.	Engineering services	**	**	**	**	**	1 154 758	497 077	132.3	540 673	238 760	126.5		
891 pt.	Surveying services	**	**	**	**	**	27 447	22 383	22.6	13 722	11 639	17.9		
893	<b>Accounting, auditing, and bookkeeping services</b>	††	4 824	††	268 302	(NA)	456 653	233 049	95.9	175 321	87 862	99.5		
83, 892, 9	<b>Social and other services</b>	††	2 858	††	113 905	(NA)	106 436	81 509	30.6	43 920	32 331	35.8		
83	Social services	**	**	**	**	**	80 099	60 642	32.1	32 861	25 192	30.4		
835	Child day care services	**	**	**	**	**	37 052	21 650	71.1	16 612	10 176	63.2		
832, 3, 6, 9	Other social services	**	**	**	**	**	43 047	38 992	10.4	16 249	15 016	8.2		
892, 9	Other services	**	**	**	**	**	26 337	20 867	26.2	11 059	7 139	54.9		

**Table 2b. Comparative Statistics for Firms Exempt From Federal Income Tax for the State: 1982 and 1977**

[Includes only establishments with payroll. For meaning of abbreviations and symbols, see introductory text. For explanation of terms and comparability of 1977 and 1982 censuses, see appendix A]

SIC code	Kind of business or operation	Establishments		Expenses			Annual payroll		
		1982 (number)	1977 (number)	1982 (\$1,000)	1977 (\$1,000)	Percent change 1977 to 1982	1982 (\$1,000)	1977 (\$1,000)	Percent change 1977 to 1982
	<b>Total</b> .....	3 544	(NC)	1 238 053	(NC)	(X)	574 993	(NC)	(X)
7011 pt., 7032, 704	<b>Hotels, camps, and membership lodging</b> .....	76	(NC)	15 623	(NC)	(X)	5 510	(NC)	(X)
7391, 2, 7	<b>Research, testing, and consulting services</b> .....	21	(NC)	(D)	(NC)	(X)	(D)	(NC)	(X)
792, 7997, 7999 pt., 84	<b>Selected amusement, recreation, and related services</b> .....	307	(NC)	119 096	(NC)	(X)	48 839	(NC)	(X)
805, 8, 9	<b>Selected health services</b> .....	239	233	297 030	126 956	134.0	148 660	67 350	120.7
805	Nursing and personal care facilities .....	69	54	151 542	52 843	186.8	81 509	29 723	174.2
808	Outpatient care facilities .....	107	113	73 668	39 691	85.6	31 133	19 985	55.8
809	Health and allied services, n.e.c. ....	63	66	71 820	34 422	108.6	36 018	17 642	104.2
81	<b>Legal aid societies and similar legal services</b> .....	34	32	(D)	6 265	(D)	(D)	4 060	(D)
823, 4, 9	<b>Selected educational services</b> .....	134	135	22 807	15 037	51.7	9 473	7 724	22.6
83	<b>Social services</b> .....	1 454	1 160	386 331	268 944	43.6	200 080	127 525	56.9
835	Child day care services .....	492	398	74 365	42 144	76.5	46 268	25 469	81.7
832, 3, 6, 9	Other social services.....	962	762	311 966	226 800	37.6	153 812	102 056	50.7
861, 2, 4, 9	<b>Selected membership organizations</b> .....	1 251	1 280	270 701	182 603	48.2	95 532	72 436	31.9
861	Business associations.....	248	258	69 242	37 111	86.6	23 578	13 625	73.0
864	Civic, social, and fraternal associations .....	686	713	114 185	94 236	21.2	42 491	42 156	.8
862, 9	Other membership organizations .....	317	309	87 274	51 256	70.3	29 463	16 655	76.9
892	<b>Noncommercial educational, scientific, and research organizations</b> .....	28	42	13 728	10 787	27.3	6 008	5 232	14.8

**Table 3a. Selected Ratios for Firms Subject to Federal Income Tax for the State: 1982**

[For meaning of abbreviations and symbols, see introductory text. For explanation of terms and comparability of 1977 and 1982 censuses, see appendix A]

SIC code	Kind of business or operation	All establishments—Receipts per establishment (dollars)	Establishments with payroll				Establishments without payroll—Receipts per establishment (dollars)
			Receipts		Annual payroll per employee <sup>1</sup> (dollars)	Employees per establishment <sup>1</sup> (number)	
			Per establishment (dollars)	Per employee <sup>1</sup> (dollars)			
	<b>Total</b> .....	††	359 395	40 734	14 999	9	††
70	<b>Hotels, motels, and other lodging places</b> .....	††	1 919 212	52 418	13 992	37	††
7011	Hotels, motor hotels, and motels .....	††	2 233 551	52 455	14 034	43	††
7011 pt.	Hotels .....	††	7 067 645	56 470	15 222	125	††
7011 pt.	Hotels, 25 guestrooms or more .....	††	9 533 837	56 636	15 281	168	††
7011 pt.	Hotels, less than 25 guestrooms .....	**	80 103	28 400	5 291	3	**
7011 pt.	Motels, motor hotels, and tourist courts .....	††	380 482	34 825	8 814	11	††
7011 pt.	Motels, tourist courts .....	††	291 983	38 012	8 972	8	††
7011 pt.	Motor hotels .....	**	1 154 850	29 376	8 546	39	**
702, 3, 4	Other lodging places.....	††	134 095	49 091	10 304	3	††
703	Trailer parks and camps .....	††	192 653	81 342	15 444	2	††
702, 4	Rooming, boarding, and membership lodging .....	††	75 537	24 408	6 371	3	††
72	<b>Personal services</b> .....	††	128 249	24 333	8 010	5	††
721	Laundry, cleaning, and garment services .....	††	203 223	28 453	9 674	7	††
7215	Coin-operated laundries and dry cleaning .....	††	109 516	39 052	7 176	3	††
721 ex. 7215	Other laundry, cleaning, and garment services .....	††	226 577	27 552	9 886	8	††
7211	Power laundries, family and commercial* .....	**	476 377	23 996	10 742	20	**
7216	Dry-cleaning plants, except rug cleaning* .....	**	128 004	22 116	7 940	6	**
Other 721	Laundry and cleaning services, n.e.c.* .....	**	408 709	34 508	11 801	12	**
7212	Garment pressing and agents for laundries and dry cleaners .....	**	67 809	28 579	6 812	2	**
7213	Linen supply* .....	**	1 220 918	33 563	11 962	36	**
7217	Carpet and upholstery cleaning .....	**	148 533	34 146	10 875	4	**
7218	Industrial laundries* .....	**	1 595 893	38 127	13 045	42	**
7214, 9	Other laundry, garment services, including diaper* .....	**	170 305	33 162	11 700	5	**
722	Photographic studios, portrait .....	††	234 741	34 880	10 024	7	††
723, 4	Beauty and barber shops.....	††	55 686	16 312	6 732	3	††
723	Beauty shops .....	††	57 730	16 141	6 687	4	††
724	Barber shops .....	††	40 008	18 480	7 290	2	††
725	Shoe repair, shoe shine, and hat-cleaning shops .....	††	58 974	28 189	8 107	2	††
726	Funeral service and crematories .....	††	245 676	60 777	13 921	4	††
729	Miscellaneous personal services .....	††	209 095	17 383	5 085	12	††

See footnotes at end of table.



**Table 3a. Selected Ratios for Firms Subject to Federal Income Tax for the State: 1982—Con.**

[For meaning of abbreviations and symbols, see introductory text. For explanation of terms and comparability of 1977 and 1982 censuses, see appendix A]

SIC code	Kind of business or operation	All establishments— Receipts per establishment (dollars)	Establishments with payroll				Establishments without payroll— Receipts per establishment (dollars)
			Receipts		Annual payroll per employee <sup>1</sup> (dollars)	Employees per establishment <sup>1</sup> (number)	
			Per establishment (dollars)	Per employee <sup>1</sup> (dollars)			
73	<b>Business services</b> .....	††	515 413	33 022	13 159	16	††
731	Advertising .....	††	454 414	62 096	22 150	7	††
7311	Advertising agencies .....	**	358 390	57 422	23 229	6	**
7312	Outdoor advertising services .....	**	1 193 806	92 060	21 512	13	**
7313	Radio, TV, publishers' advertising representatives .....	**	868 489	62 531	21 554	14	**
7319	Advertising, n.e.c. ....	**	332 750	56 969	14 716	6	**
734	<b>Services to dwellings and other buildings</b> .....	††	236 427	13 480	7 278	18	††
7341	Window cleaning .....	**	134 436	15 152	7 143	9	**
7342	Disinfecting and exterminating services .....	**	197 782	33 798	14 536	6	**
7349	Cleaning and maintenance services, n.e.c. ....	**	250 397	12 189	6 834	21	**
737	<b>Computer and data processing services</b> .....	††	1 066 966	63 808	21 911	17	††
7372	Computer programming and other software services .....	**	854 098	72 061	30 005	12	**
7374	Data processing services .....	**	1 437 837	49 691	15 167	29	**
7379	Computer related services, n.e.c. ....	**	1 048 220	86 135	25 149	12	**
7392	Management, consulting, and public relations services .....	††	389 130	47 126	18 760	8	††
7394	Equipment rental and leasing services .....	††	609 725	84 294	18 792	7	††
Other 73	<b>Other business services</b> .....	††	498 860	24 106	10 763	21	††
732	Credit reporting, collection agencies .....	**	561 607	44 960	15 226	12	**
7331	Direct mail advertising services .....	**	1 028 756	30 467	12 233	34	**
7332	Blueprinting and photocopying services .....	**	272 681	48 717	14 382	6	**
7333	Commercial photography, art, and graphics .....	**	292 738	59 992	17 559	5	**
7339	Stenographic services; and reproduction services, n.e.c. ....	**	298 536	41 886	13 439	7	**
736	<b>Personnel supply services</b> .....	**	539 042	14 449	8 772	37	**
7361	Employment agencies .....	**	217 567	17 193	9 558	13	**
7362	Help supply services .....	**	1 119 355	13 446	8 440	83	**
7369	Facilities management services .....	**	700 929	30 762	16 489	23	**
7391	<b>Research and development laboratories</b> .....	**	582 038	45 754	22 218	13	**
7397	Testing laboratories and facilities .....	**	601 765	34 577	17 659	17	**
7393	Detective agencies and protective services .....	**	656 000	15 284	8 543	43	**
7395	Photofinishing laboratories .....	**	943 626	42 439	11 664	22	**
7399 pt.	Sign painting shops .....	**	117 429	37 855	12 289	3	**
7399 pt.	Interior designing .....	**	185 344	67 783	14 663	3	**
7399 pt.	Telephone answering services .....	**	222 051	16 062	7 534	14	**
735, 7396, 7399 pt.	Other business services, n.e.c. ....	**	510 800	32 226	12 477	16	**
75	<b>Automotive repair, services, and garages</b> .....	††	261 196	57 730	13 318	5	††
751	Automotive rental and leasing, without drivers .....	††	863 128	112 336	16 745	8	††
752	<b>Automobile parking</b> .....	††	274 615	49 071	9 554	6	††
7523	Parking lots .....	**	276 437	54 824	9 689	5	**
7525	Parking structures .....	**	261 000	26 805	9 032	10	**
753	<b>Automotive repair shops</b> .....	††	198 686	49 715	13 543	4	††
7538	General automotive repair shops .....	††	165 850	51 781	13 135	3	††
7538 pt.	General automotive repair shops, except diesel .....	**	142 636	49 582	12 383	3	**
7538 pt.	Diesel repair shops .....	**	419 300	61 993	16 630	7	**
7531	Top and body repair shops .....	††	210 240	45 706	13 423	5	††
7534, 5, 9	<b>Other automotive repair shops</b> .....	††	239 933	53 048	14 230	5	††
7534	Tire retreading and repair shops .....	**	527 982	74 650	15 566	7	**
7535	Paint shops .....	**	296 493	44 505	14 939	7	**
7539 pt.	Auto electrical and fuel system services .....	**	162 364	44 281	12 570	4	**
7539 pt.	Radiator repair .....	**	169 303	50 333	12 577	3	**
7539 pt.	Glass replacement and repair .....	**	271 029	60 613	15 118	4	**
7539 pt.	Brake, front end, and wheel alignment .....	**	278 590	55 434	15 378	5	**
7539 pt.	Exhaust system services (muffler shops) .....	**	263 056	63 793	13 815	4	**
7539 pt.	Transmission repair shops .....	**	162 952	44 975	13 703	4	**
7539 pt.	Other automotive repair shops, n.e.c. ....	**	205 125	39 447	12 952	5	**
754	<b>Automotive services, except repair</b> .....	††	134 270	26 134	8 005	5	††
7542	Car washes .....	**	131 017	22 036	6 766	6	**
7549	Other automotive services .....	**	140 540	39 250	11 973	4	**
76	<b>Miscellaneous repair services</b> .....	††	294 331	51 529	16 833	6	††
762	Electrical and electronic repair shops .....	††	295 439	50 764	17 032	6	††
7622	Radio and TV repair shops .....	††	229 903	43 097	13 776	5	††
7623, 9	Other electrical and electronic repair shops .....	††	349 683	56 205	19 342	6	††
7623	Refrigeration and air-conditioning repair shops .....	**	229 729	53 109	16 136	4	**
7629	Electrical and electronic repair shops, n.e.c. ....	**	428 633	57 385	20 564	7	**
764	<b>Reupholstery and furniture repair</b> .....	††	89 627	32 196	9 759	3	††
763, 9	<b>Other repair shops and related services</b> .....	††	328 191	53 395	17 270	6	††
763	Watch, clock, and jewelry repair .....	**	117 189	40 906	11 943	3	**
769	Miscellaneous repair and related services .....	**	335 542	53 594	17 355	6	**
7692	Welding repair .....	**	271 044	47 246	18 453	6	**
7694	Armature rewinding shops .....	**	682 900	66 158	20 601	10	**
7699	Repair shops and related services, n.e.c. ....	**	307 676	52 109	16 618	6	**
78, 79	<b>Amusement and recreation services, including motion pictures</b> .....	††	343 983	39 849	11 079	9	††
781, 2	Motion picture production, distribution, and services .....	††	507 027	79 379	19 852	6	††
783	<b>Motion picture theaters</b> .....	††	459 818	38 076	6 115	12	††
7832	Motion picture theaters, except drive-in .....	**	481 822	37 251	5 859	13	**
7833	Drive-in motion picture theaters .....	**	245 773	65 939	14 756	4	**
792	<b>Producers, orchestras, and entertainers</b> .....	††	327 436	44 001	13 665	7	††
7922	Theatrical producers (except motion picture) and miscellaneous theatrical services .....	**	304 810	66 504	14 956	5	**
7929	Bands, orchestras, actors, and other entertainers and entertainment groups .....	**	345 712	35 458	13 176	10	**

See footnotes at end of table.

**Table 3a. Selected Ratios for Firms Subject to Federal Income Tax for the State: 1982—Con.**

[For meaning of abbreviations and symbols, see introductory text. For explanation of terms and comparability of 1977 and 1982 censuses, see appendix A]

SIC code	Kind of business or operation	All establishments— Receipts per establishment (dollars)	Establishments with payroll				Establishments without payroll— Receipts per establishment (dollars)
			Receipts		Annual payroll per employee <sup>1</sup> (dollars)	Employees per establishment <sup>1</sup> (number)	
			Per establishment (dollars)	Per employee <sup>1</sup> (dollars)			
<b>78, 79</b>	<b>Amusement and recreation services, including motion pictures— Con.</b>						
793	Bowling alleys and billiards and pool establishments .....	††	349 538	25 051	7 660	14	††
7932	Billiard and pool establishments .....	††	74 231	22 442	5 837	3	††
7933	Bowling alleys .....	††	372 190	25 099	7 694	15	††
79 ex. 792, 3	Commercial sports and other amusement and recreation services ..	††	312 984	40 452	12 233	8	††
794	Commercial sports .....	††	705 970	67 947	32 360	10	††
7941	Professional sports clubs, managers, promoters .....	††	2 253 750	82 329	66 753	27	††
7948	Racing, including track operation .....	††	571 380	64 106	23 174	9	††
79 ex. 792, 3, 4	Other amusement and recreation services .....	††	282 661	37 526	10 091	8	††
791	Dance halls, studios, and schools .....	**	72 940	15 439	5 422	5	**
7992	Public golf courses .....	**	253 000	34 551	9 194	7	**
7993	Coin-operated amusement device operators .....	**	344 358	62 008	12 000	6	**
7996	Amusement parks .....	**	2 363 500	126 165	35 751	19	**
7997	Membership sports and recreation clubs .....	**	349 444	28 060	8 487	12	**
7999	Amusement and recreation services, n.e.c. ....	**	181 045	33 063	8 326	5	**
7999 pt.	Concession operators of amusement devices, rides .....	**	182 557	59 551	14 647	3	**
7999 pt.	Carnivals, circuses, and fairs .....	**	868 200	42 146	9 301	21	**
7999 pt.	Other commercial recreation and amusements .....	**	167 255	30 592	7 825	5	**
<b>80, ex. 806</b>	<b>Health services, except hospitals .....</b>	††	246 839	41 536	18 342	6	††
801	Offices of physicians .....	††	243 980	61 217	29 872	4	††
802	Offices of dentists .....	††	171 057	40 948	14 637	4	††
803	Offices of osteopathic physicians .....	††	209 151	43 677	21 252	5	††
8041	Offices of chiropractors .....	††	96 532	40 758	10 722	2	††
8042	Offices of optometrists .....	††	119 226	41 058	9 863	3	††
805	Nursing and personal care facilities .....	††	1 783 627	19 614	9 280	91	††
8049, 807, 8, 9	Other health services .....	††	301 664	36 248	13 977	8	††
807	Medical and dental laboratories .....	††	523 944	44 704	16 786	12	††
8071	Medical laboratories .....	††	986 731	47 681	17 204	21	††
8072	Dental laboratories .....	††	207 201	37 147	15 725	6	††
8049, 808, 9	Other health services, n.e.c. ....	††	184 238	28 227	11 313	7	††
81	Legal services .....	††	254 448	53 538	20 849	5	††
823, 4, 9	Selected educational services .....	††	418 192	40 020	13 176	10	††
823	Libraries and information centers .....	**	(D)	(D)	(D)	(D)	**
824	Correspondence schools and vocational schools .....	**	(D)	(D)	(D)	(D)	**
829	Schools and educational services, n.e.c. ....	**	368 772	42 684	13 029	9	**
891	Engineering, architectural, and surveying services .....	††	855 185	56 909	26 123	15	††
891 pt.	Architectural services .....	**	376 197	57 586	21 722	7	**
891 pt.	Engineering services .....	**	1 183 154	57 926	27 122	20	**
891 pt.	Surveying services .....	**	142 212	31 621	15 809	4	**
893	Accounting, auditing, and bookkeeping services .....	††	280 672	49 034	18 825	6	††
83, 892, 9	Social and other services .....	††	124 632	19 573	8 076	6	††
83	Social services .....	**	119 551	16 350	6 708	7	**
835	Child day care services .....	**	79 682	11 879	5 326	7	**
832, 3, 6, 9	Other social services .....	**	209 985	24 184	9 129	9	**
892, 9	Other services .....	**	143 136	48 863	20 518	3	**

<sup>1</sup>Based on number of employees for pay period including March 12.

**Table 3b. Selected Ratios for Firms Exempt From Federal Income Tax for the State: 1982**

[Includes only establishments with payroll. For meaning of abbreviations and symbols, see introductory text. For explanation of terms and comparability of 1977 and 1982 censuses, see appendix A]

SIC code	Kind of business or operation	Revenue		Expenses		Annual payroll per employee <sup>1</sup> (dollars)	Employees per establishment <sup>1</sup> (number)
		Per establishment (dollars)	Per employee <sup>1</sup> (dollars)	Per establishment (dollars)	Per employee <sup>1</sup> (dollars)		
	<b>Total</b> .....	384 995	22 648	349 338	20 550	9 544	17
7011 pt., 7032, 704	Hotels, camps, and membership lodging .....	222 539	19 712	205 566	18 209	6 422	11
7391, 2, 7	Research, testing, and consulting services .....	(D)	(D)	(D)	(D)	(D)	(D)
792, 7997, 7999 pt., 84	Selected amusement, recreation, and related services .....	387 355	27 527	387 935	27 569	11 305	14
805, 8, 9	Selected health services .....	1 294 397	20 672	1 242 803	19 848	9 934	63
805	Nursing and personal care facilities .....	2 256 681	18 421	2 196 261	17 928	9 643	123
808	Outpatient care facilities .....	754 402	34 570	688 486	31 549	13 333	22
809	Health and allied services, n.e.c. ....	1 157 603	17 460	1 140 000	17 194	8 623	66
81	Legal aid societies and similar legal services .....	(D)	(D)	(D)	(D)	(D)	(D)
823, 4, 9	Selected educational services .....	174 172	18 022	170 201	17 612	7 315	10
83	Social services .....	309 376	17 913	265 702	15 384	7 968	17
835	Child day care services .....	154 073	11 533	151 148	11 314	7 039	13
832, 3, 6, 9	Other social services .....	388 804	20 175	324 289	16 828	8 297	19
861, 2, 4, 9	Selected membership organizations .....	238 779	30 042	216 388	27 225	9 608	8
861	Business associations .....	306 661	51 842	279 202	47 200	16 072	6
864	Civic, social, and fraternal associations .....	180 516	19 852	166 450	18 305	6 812	9
862, 9	Other membership organizations .....	311 754	44 158	275 312	38 996	13 165	7
892	Noncommercial educational, scientific, and research organizations .....	500 071	42 951	490 286	42 110	18 429	12

<sup>1</sup>Based on number of employees for pay period including March 12.

**Table 4a. Summary Statistics for Firms Subject to Federal Income Tax for Standard Metropolitan Statistical Areas: 1982**

[For meaning of abbreviations and symbols, see introductory text. For explanation of terms and comparability of 1977 and 1982 censuses, see appendix A. For definitions of SMSA's, see appendix D]

SIC code	Geographic area and kind of business or operation	All establishments				Establishments with payroll				
		Number	Receipts (\$1,000)	Unincorporated businesses or operations		Number	Receipts (\$1,000)	Annual payroll (\$1,000)	First quarter payroll (\$1,000)	Paid employees for pay period including March 12 (number)
				Individual proprietorships (number)	Partnerships (number)					
	<b>NEW YORK-NEWARK-JERSEY CITY, N.Y.-N.J.-CONN., SCSA</b>									
	<b>Total</b> .....	††	††	††	††	108 589	48 281 400	17 575 971	4 202 366	1 055 827
70	<b>Hotels, motels, and other lodging places</b> .....	††	††	††	††	1 192	1 836 706	526 564	121 881	45 530
7011	Hotels, motor hotels, and motels .....	††	††	††	††	918	1 779 813	511 902	118 794	44 115
7011 pt.	Hotels .....	††	††	††	††	376	1 450 858	425 788	100 029	34 416
7011 pt.	Hotels, 25 guestrooms or more .....	††	††	††	††	307	(D)	(D)	(D)	(D)
7011 pt.	Hotels, less than 25 guestrooms .....	**	**	**	**	69	(D)	(D)	(D)	(D)
7011 pt.	Motels, motor hotels, and tourist courts .....	††	††	††	††	542	328 955	86 114	18 765	9 699
7011 pt.	Motels, tourist courts .....	††	††	††	††	462	209 193	51 607	11 153	6 065
7011 pt.	Motor hotels .....	**	**	**	**	80	119 762	34 507	7 612	3 634
702, 3, 4	<b>Other lodging places</b> .....	††	††	††	††	274	56 893	14 662	3 087	1 415
703	Trailing parks and camps .....	††	††	††	††	80	23 198	5 415	834	385
7032	Sporting and recreational camps .....	††	††	††	††	66	21 404	5 075	767	360
7033	Trailing parks and camp sites for transients .....	††	††	††	††	14	1 794	340	67	25
702, 4	Rooming, boarding, and membership lodging .....	††	††	††	††	194	33 695	9 247	2 253	1 030
702	Rooming and boarding houses .....	††	††	††	††	180	27 640	7 341	1 775	874
704	Organization hotels and lodging houses, on membership basis .....	††	††	††	††	14	6 055	1 906	478	156

**Table 4a. Summary Statistics for Firms Subject to Federal Income Tax for Standard Metropolitan Statistical Areas: 1982—Con.**

[For meaning of abbreviations and symbols, see introductory text. For explanation of terms and comparability of 1977 and 1982 censuses, see appendix A. For definitions of SMSA's, see appendix D.]

SIC code	Geographic area and kind of business or operation	All establishments				Establishments with payroll				
		Number	Receipts (\$1,000)	Unincorporated businesses or operations		Number	Receipts (\$1,000)	Annual payroll (\$1,000)	First quarter payroll (\$1,000)	Paid employees for pay period including March 12 (number)
				Individual proprietorships (number)	Partnerships (number)					
	<b>NEW YORK-NEWARK-JERSEY CITY, N.Y.-N.J.-CONN., SCSA—Con.</b>									
72	<b>Personal services -----</b>	††	††	††	††	13 766	2 063 183	688 076	165 745	78 604
721	Laundry, cleaning, and garment services -----	††	††	††	††	4 356	834 471	279 601	66 166	28 103
7215	Coin-operated laundries and dry cleaning -----	††	††	††	††	798	(D)	(D)	(D)	(D)
7215 pt.	Coin-operated laundries and dry-cleaning stores -----	††	††	††	††	703	47 113	9 993	2 305	1 568
7215 pt.	Coin-operated laundry machine routes -----	††	††	††	††	95	(D)	(D)	(D)	(D)
721 ex.	Other laundry, cleaning, and garment services -----	††	††	††	††	3 558	(D)	(D)	(D)	(D)
7215	Power laundries, family and commercial* -----	**	**	**	**	177	63 937	28 731	6 975	3 001
7216	Dry-cleaning plants, except rug cleaning* -----	**	**	**	**	2 330	270 828	98 582	23 051	11 587
Other 721	Laundry and cleaning services, n.e.c.* -----	**	**	**	**	1 051	(D)	(D)	(D)	(D)
7212	Garment pressing and agents for laundries and dry cleaners -----	**	**	**	**	376	32 739	9 618	2 246	1 201
7213	Linen supply* -----	**	**	**	**	139	178 665	59 556	14 019	5 001
7217	Carpet and upholstery cleaning -----	**	**	**	**	228	50 265	17 050	3 818	1 421
7218	Industrial launderers* -----	**	**	**	**	74	96 356	33 381	8 430	2 461
7214, 9	Other laundry, garment services, including diaper* -----	**	**	**	**	234	(D)	(D)	(D)	(D)
7214	Diaper service* -----	**	**	**	**	7	(D)	(D)	(D)	(D)
7219	Laundry and garment services, n.e.c. -----	**	**	**	**	227	27 921	10 348	2 424	994
722	Photographic studios, portrait -----	††	††	††	††	372	(D)	(D)	(D)	(D)
723, 4	Beauty and barber shops -----	††	††	††	††	6 503	411 795	176 653	41 845	23 757
723	Beauty shops -----	††	††	††	††	5 449	368 953	158 067	37 366	21 232
724	Barber shops -----	††	††	††	††	1 054	42 842	18 586	4 479	2 525
725	Shoe repair, shoe shine, and hat-cleaning shops -----	††	††	††	††	280	(D)	(D)	(D)	(D)
726	Funeral service and crematories -----	††	††	††	††	1 000	309 222	70 357	17 838	4 484
729	Miscellaneous personal services -----	††	††	††	††	1 255	376 408	128 665	32 403	19 057
729 pt.	Reducing salons and health clubs, except resorts -----	**	**	**	**	254	95 317	28 178	5 966	3 847
729 pt.	Tax preparation services -----	**	**	**	**	238	61 158	21 391	7 578	6 220
729 pt.	Other personal services, n.e.c. -----	**	**	**	**	763	219 933	79 096	18 859	8 990
73	<b>Business services -----</b>	††	††	††	††	25 691	17 180 875	6 913 715	1 681 557	444 369
731	Advertising -----	††	††	††	††	2 005	2 727 452	1 179 539	304 053	41 828
7311	Advertising agencies -----	**	**	**	**	1 519	2 150 795	966 949	252 590	33 095
7312	Outdoor advertising services -----	**	**	**	**	75	68 157	15 337	3 538	726
7313	Radio, TV, publishers' advertising representatives -----	**	**	**	**	203	272 871	126 414	30 129	4 444
7319	Advertising, n.e.c. -----	**	**	**	**	208	235 629	70 839	17 796	3 563
734	Services to dwellings and other buildings -----	††	††	††	††	2 377	1 222 545	740 114	171 529	71 171
7341	Window cleaning -----	**	**	**	**	155	25 148	13 528	3 015	1 125
7342	Disinfecting and exterminating services -----	**	**	**	**	480	(D)	(D)	(D)	(D)
7349	Cleaning and maintenance services, n.e.c. -----	**	**	**	**	1 742	(D)	(D)	(D)	(D)
737	Computer and data processing services -----	††	††	††	††	2 520	2 812 198	943 897	227 027	41 567
7372	Computer programming and other software services -----	**	**	**	**	1 146	891 884	358 958	83 988	12 455
7374	Data processing services -----	**	**	**	**	691	1 258 257	428 138	106 741	23 107
7374 pt.	Data processing services, except facilities management -----	**	**	**	**	655	1 224 431	415 651	104 061	22 514
7374 pt.	Computer facilities management -----	**	**	**	**	36	33 826	12 487	2 680	593
7379	Computer related services, n.e.c. -----	**	**	**	**	683	662 057	156 801	36 298	6 005
7392	Management, consulting, and public relations services -----	††	††	††	††	5 812	2 939 448	1 183 030	286 985	54 567
7392 pt.	Management and administrative services -----	**	**	**	**	672	589 842	264 029	64 734	12 065
7392 pt.	Public relations services -----	**	**	**	**	770	336 594	136 504	32 762	5 828
7392 pt.	Management consulting services -----	**	**	**	**	2 425	1 076 653	479 123	113 196	20 639
7392 pt.	Economic and sociological research -----	**	**	**	**	877	623 047	184 563	46 742	10 316
7392 pt.	Consulting services, n.e.c. -----	**	**	**	**	1 068	313 312	118 811	29 551	5 719
7394	Equipment rental and leasing services -----	††	††	††	††	1 021	982 501	167 077	38 810	8 579
7394 pt.	Equipment rental -----	**	**	**	**	570	297 110	71 278	16 528	4 039
7394 pt.	Equipment leasing, except finance leasing -----	**	**	**	**	224	572 487	67 838	16 009	3 248
7394 pt.	Leasing and rental of heavy construction equipment without operators -----	**	**	**	**	130	66 983	16 459	3 746	742
7394 pt.	Rental of heavy construction equipment with operators -----	**	**	**	**	97	45 921	11 502	2 527	550
Other 73	Other business services -----	††	††	††	††	11 956	6 496 731	2 700 058	653 153	226 657
732	Credit reporting, collection agencies -----	**	**	**	**	431	322 127	115 054	28 055	6 011
732 pt.	Adjustment and collection agencies -----	**	**	**	**	360	118 503	49 269	10 810	3 238
732 pt.	Mercantile reporting agencies -----	**	**	**	**	31	(D)	(D)	(D)	(D)
732 pt.	Consumer credit reporting agencies -----	**	**	**	**	40	(D)	(D)	(D)	(D)
7331	Direct mail advertising services -----	**	**	**	**	405	450 344	153 800	38 464	10 676
7332	Blueprinting and photocopying services -----	**	**	**	**	245	(D)	(D)	(D)	(D)
7333	Commercial photography, art, and graphics -----	**	**	**	**	2 252	(D)	(D)	(D)	(D)
7333 pt.	Commercial photography -----	**	**	**	**	681	215 999	69 125	16 031	3 530
7333 pt.	Commercial art -----	**	**	**	**	552	166 279	52 537	12 355	2 292
7333 pt.	Graphic arts and related design and commercial photography, n.e.c. -----	**	**	**	**	1 019	(D)	(D)	(D)	(D)
7339	Stenographic services; and reproduction services, n.e.c. -----	**	**	**	**	347	117 019	40 642	9 851	2 970
736	Personnel supply services -----	**	**	**	**	2 131	1 233 887	761 693	187 255	84 537
7361	Employment agencies -----	**	**	**	**	1 475	398 916	211 211	53 383	16 861
7362	Help supply services -----	**	**	**	**	635	(D)	(D)	(D)	(D)
7362 pt.	Office help supply services -----	**	**	**	**	309	374 342	271 427	67 683	40 017
7362 pt.	Help supply, except office workers -----	**	**	**	**	326	(D)	(D)	(D)	(D)
7369	Facilities management services -----	**	**	**	**	21	(D)	(D)	(D)	(D)
7391	Research and development laboratories -----	**	**	**	**	173	89 178	39 045	9 369	1 814
7397	Testing laboratories and facilities -----	**	**	**	**	184	95 513	45 678	10 877	2 474

**Table 4a. Summary Statistics for Firms Subject to Federal Income Tax for Standard Metropolitan Statistical Areas: 1982—Con.**

[For meaning of abbreviations and symbols, see introductory text. For explanation of terms and comparability of 1977 and 1982 censuses, see appendix A. For definitions of SMSA's, see appendix D.]

SIC code	Geographic area and kind of business or operation	All establishments				Establishments with payroll				
		Number	Receipts (\$1,000)	Unincorporated businesses or operations		Number	Receipts (\$1,000)	Annual payroll (\$1,000)	First quarter payroll (\$1,000)	Paid employees for pay period including March 12 (number)
				Individual proprietorships (number)	Partnerships (number)					
	<b>NEW YORK-NEWARK-JERSEY CITY, N.Y.-N.J.-CONN., SCSA—Con.</b>									
<b>73</b>	<b>Business services—Con.</b>									
Other 73	Other business services—Con.									
7393	Detective agencies and protective services.....	**	**	**	**	923	694 351	391 139	92 175	42 047
7393 pt.	Detective agencies and guard services.....	(D)	(D)	(D)	(D)	683	(D)	(D)	(D)	(D)
7393 pt.	Armored car services.....	**	**	**	**	33	(D)	(D)	(D)	(D)
7393 pt.	Burglar and fire alarm systems.....	**	**	**	**	207	187 883	71 046	16 727	4 004
7395	Photofinishing laboratories*.....	**	**	**	**	444	334 673	100 994	24 013	7 653
7399 pt.	Sign painting shops.....	**	**	**	**	104	13 334	4 442	930	322
7399 pt.	Interior designing.....	**	**	**	**	567	191 606	56 349	14 107	2 608
7399 pt.	Telephone answering services.....	**	**	**	**	364	91 256	40 449	9 656	4 365
735, 7396,	Other business services, n.e.c.....	**	**	**	**	3 386	(D)	(D)	(D)	(D)
7399 pt.										
735	News syndicates.....	**	**	**	**	76	(D)	(D)	(D)	(D)
7396	Trading stamp services (sales offices).....	**	**	**	**	1	(D)	(D)	(D)	(D)
7399 pt.	Water softening services.....	**	**	**	**	65	24 062	7 819	2 003	484
7399 pt.	Packaging and labeling services.....	**	**	**	**	238	165 728	55 787	14 276	6 558
7399 pt.	Miscellaneous business services, n.e.c.....	**	**	**	**	3 006	(D)	(D)	(D)	(D)
<b>75</b>	<b>Automotive repair, services, and garages.....</b>	††	††	††	††	<b>8 504</b>	<b>2 415 715</b>	<b>536 371</b>	<b>125 200</b>	<b>40 114</b>
751	Automotive rental and leasing, without drivers.....	††	††	††	††	765	910 594	125 454	30 403	7 339
7512 pt.	Passenger car rental, without drivers.....	**	**	**	**	302	318 241	48 772	11 181	3 170
7512 pt.	Passenger car leasing, except finance leasing.....	**	**	**	**	152	275 995	20 862	5 048	1 171
7513 pt.	Truck rental, without drivers.....	**	**	**	**	123	79 560	14 817	3 580	954
7513 pt.	Truck leasing, except finance leasing.....	**	**	**	**	172	227 053	39 512	10 244	1 928
7519	Utility trailer and recreational vehicle rental.....	**	**	**	**	16	9 745	1 491	350	116
752	Automobile parking.....	††	††	††	††	1 005	309 612	75 181	17 524	6 099
7523	Parking lots.....	**	**	**	**	441	119 094	24 032	5 505	2 361
7525	Parking structures.....	**	**	**	**	564	190 518	51 149	12 019	3 738
753	Automotive repair shops.....	††	††	††	††	6 057	1 114 172	312 158	71 569	23 789
7538	General automotive repair shops.....	††	††	††	††	2 654	410 155	109 736	25 485	8 533
7538 pt.	General automotive repair shops, except diesel.....	**	**	**	**	2 523	363 806	96 447	22 282	7 720
7538 pt.	Diesel repair shops.....	**	**	**	**	131	46 349	13 289	3 203	813
7531	Top and body repair shops.....	††	††	††	††	1 943	366 598	107 396	24 573	8 272
7534, 5, 9	Other automotive repair shops.....	††	††	††	††	1 460	337 419	95 026	21 511	6 984
7534	Tire retreading and repair shops.....	**	**	**	**	74	32 157	7 303	1 728	483
7535	Paint shops.....	**	**	**	**	117	35 145	11 962	2 361	820
7539 pt.	Auto electrical and fuel system services.....	**	**	**	**	126	(D)	(D)	(D)	(D)
7539 pt.	Radiator repair.....	**	**	**	**	130	22 092	5 841	1 479	531
7539 pt.	Glass replacement and repair.....	**	**	**	**	163	43 679	9 969	2 237	737
7539 pt.	Brake, front end, and wheel alignment.....	**	**	**	**	216	56 533	16 709	3 780	1 131
7539 pt.	Exhaust system services (muffler shops).....	**	**	**	**	163	43 120	10 176	2 190	687
7539 pt.	Transmission repair shops.....	**	**	**	**	408	76 237	23 886	5 563	1 842
7539 pt.	Other automotive repair shops, n.e.c.....	**	**	**	**	63	(D)	(D)	(D)	(D)
754	Automotive services, except repair.....	††	††	††	††	677	81 337	23 578	5 704	2 887
7542	Car washes.....	(D)	(D)	(D)	(D)	424	(D)	(D)	(D)	(D)
7549	Other automotive services.....	**	**	**	**	253	(D)	(D)	(D)	(D)
<b>76</b>	<b>Miscellaneous repair services.....</b>	††	††	††	††	<b>4 153</b>	<b>1 176 236</b>	<b>406 913</b>	<b>95 374</b>	<b>24 541</b>
762	Electrical and electronic repair shops.....	††	††	††	††	1 359	384 881	136 010	31 472	8 149
7622	Radio and TV repair shops.....	††	††	††	††	585	128 172	42 787	10 422	3 148
7623, 9	Other electrical and electronic repair shops.....	††	††	††	††	774	256 709	93 223	21 050	5 001
7623	Refrigeration and air-conditioning repair shops.....	††	††	††	††	328	102 712	35 516	7 762	1 895
7629	Electrical and electronic repair shops, n.e.c.....	**	**	**	**	446	153 997	57 707	13 288	3 106
764	Reupholstery and furniture repair.....	††	††	††	††	475	64 074	23 304	5 485	1 954
763, 9	Other repair shops and related services.....	††	††	††	††	2 319	727 281	247 599	58 417	14 438
763	Watch, clock, and jewelry repair.....	**	**	**	**	154	26 727	9 538	2 358	718
769	Miscellaneous repair and related services.....	**	**	**	**	2 165	700 554	238 061	56 059	13 720
7692	Welding repair.....	**	**	**	**	197	(D)	(D)	(D)	(D)
7694	Armature rewinding shops.....	**	**	**	**	136	71 222	22 562	5 436	1 174
7699	Repair shops and related services, n.e.c.....	**	**	**	**	1 832	(D)	(D)	(D)	(D)
7699 pt.	Farm machinery and equipment repair shops.....	**	**	**	**	18	3 307	1 158	196	49
7699 pt.	Lawnmower, saw, knife, tool sharpening and repair.....	**	**	**	**	101	19 412	5 450	1 232	355
7699 pt.	Sewer and septic tank cleaning services.....	**	**	**	**	146	(D)	(D)	(D)	(D)
7699 pt.	Other repair and related services, n.e.c.....	**	**	**	**	1 567	514 176	174 456	41 195	10 012
<b>78, 79</b>	<b>Amusement and recreation services, including motion pictures.....</b>	††	††	††	††	<b>6 744</b>	<b>4 867 400</b>	<b>1 140 399</b>	<b>268 085</b>	<b>70 730</b>
781, 2	Motion picture production, distribution, and services.....	††	††	††	††	1 603	(D)	(D)	(D)	(D)
7813	Motion picture production, except for TV.....	**	**	**	**	383	171 138	44 325	10 945	2 142
7814	Motion picture, tape production for TV.....	**	**	**	**	447	407 329	104 625	25 559	4 530
7819	Services allied to motion picture production.....	**	**	**	**	494	355 903	116 851	27 671	4 305
7823	Motion picture film exchanges.....	**	**	**	**	148	310 272	36 522	8 327	1 735
7824	Film or tape distribution for TV.....	**	**	**	**	72	(D)	(D)	(D)	(D)
7829	Services allied to motion picture distribution.....	**	**	**	**	59	19 219	7 214	1 633	449
783	Motion picture theaters.....	††	††	††	††	593	390 409	70 117	16 761	9 194
7832	Motion picture theaters, except drive-in.....	**	**	**	**	564	380 904	68 148	16 522	9 074
7833	Drive-in motion picture theaters.....	**	**	**	**	29	9 505	1 969	239	120

**Table 4a. Summary Statistics for Firms Subject to Federal Income Tax for Standard Metropolitan Statistical Areas: 1982—Con.**

[For meaning of abbreviations and symbols, see introductory text. For explanation of terms and comparability of 1977 and 1982 censuses, see appendix A. For definitions of SMSA's, see appendix D]

SIC code	Geographic area and kind of business or operation	All establishments				Establishments with payroll				
		Number	Receipts (\$1,000)	Unincorporated businesses or operations		Number	Receipts (\$1,000)	Annual payroll (\$1,000)	First quarter payroll (\$1,000)	Paid employees for pay period including March 12 (number)
				Individual proprietorships (number)	Partnerships (number)					
<b>NEW YORK-NEWARK-JERSEY CITY, N.Y.-N.J.-CONN., SCSA—Con.</b>										
78, 79	<b>Amusement and recreation services, including motion pictures—Con.</b>									
792	Producers, orchestras, and entertainers	††	††	††	††	1 607	(D)	(D)	(D)	(D)
7922	Theatrical producers (except motion picture) and miscellaneous theatrical services	**	**	**	**	944	927 175	250 067	65 023	10 973
7922 pt.	Producers of live theatrical productions	**	**	**	**	293	379 086	108 224	28 179	4 624
7922 pt.	Producers of radio and TV shows, except tape	**	**	**	**	111	86 569	27 638	8 158	903
7922 pt.	Artists' and entertainers' managers or agents, concert bureaus, booking agents	**	**	**	**	301	182 473	62 592	15 661	2 440
7922 pt.	Other theatrical services	**	**	**	**	239	279 047	51 613	13 025	3 006
7929	Bands, orchestras, actors, and other entertainers and entertainment groups	**	**	**	**	663	(D)	(D)	(D)	(D)
7929 pt.	Dance groups and artists	**	**	**	**	24	(D)	(D)	(D)	(D)
7929 pt.	Symphony orchestras, opera companies, and chamber music organizations	**	**	**	**	19	5 406	2 142	447	86
7929 pt.	Other music and entertainment presentations	**	**	**	**	620	(D)	(D)	(D)	(D)
793	Bowling alleys and billiards and pool establishments	††	††	††	††	374	133 834	39 358	10 124	5 736
7932	Billiard and pool establishments	††	††	††	††	39	2 757	843	222	116
7933	Bowling alleys	††	††	††	††	335	131 077	38 515	9 902	5 620
79 ex. 792, 3	<b>Commercial sports and other amusement and recreation services</b>	††	††	††	††	2 567	1 098 754	314 293	64 810	22 181
794	<b>Commercial sports</b>	††	††	††	††	252	526 534	152 895	33 154	5 514
7941	Professional sports clubs, managers, promoters	††	††	††	††	46	(D)	(D)	(D)	(D)
7941 pt.	Baseball clubs	**	**	**	**	2	(D)	(D)	(D)	(D)
7941 pt.	Football clubs	**	**	**	**	3	9 150	15 045	5 043	169
7941 pt.	Other professional sports clubs	**	**	**	**	8	(D)	(D)	(D)	(D)
7941 pt.	Managers and promoters	**	**	**	**	33	67 008	17 939	4 402	581
7948	Racing, including track operation	††	††	††	††	206	(D)	(D)	(D)	(D)
7948 pt.	Auto race track operation	**	**	**	**	9	5 282	959	141	66
7948 pt.	Horse race track operation	**	**	**	**	6	(D)	(D)	(D)	(D)
7948 pt.	Dog race track operation	**	**	**	**	-	-	-	-	-
7948 pt.	Racing stables and racing, n.e.c.	**	**	**	**	191	42 035	12 762	2 854	1 201
79 ex. 792, 3, 4	<b>Other amusement and recreation services</b>	††	††	††	††	2 315	572 220	161 398	31 656	16 667
791	Dance halls, studios, and schools	**	**	**	**	387	(D)	(D)	(D)	(D)
791 pt.	Public dance halls or ballrooms	**	**	**	**	17	(D)	(D)	(D)	(D)
791 pt.	Dance schools, including children's and professionals'	**	**	**	**	370	(D)	(D)	(D)	(D)
7992	Public golf courses	**	**	**	**	47	11 506	3 515	480	228
7993	Coin-operated amusement device operators	**	**	**	**	258	77 270	16 042	3 353	1 257
7996	Amusement parks	**	**	**	**	31	16 343	5 485	650	267
7997	Membership sports and recreation clubs	**	**	**	**	568	(D)	(D)	(D)	(D)
7999	<b>Amusement and recreation services, n.e.c.</b>	**	**	**	**	1 024	230 976	63 370	12 779	6 645
7999 pt.	Concession operators of amusement devices, rides	**	**	**	**	56	6 642	2 107	322	167
7999 pt.	Carnivals, circuses, and fairs	**	**	**	**	13	13 950	3 609	764	200
7999 pt.	Carnivals and circuses	**	**	**	**	11	(D)	(D)	(D)	(D)
7999 pt.	Fairs	**	**	**	**	2	(D)	(D)	(D)	(D)
7999 pt.	Other commercial recreation and amusements	**	**	**	**	955	210 384	57 654	11 693	6 278
7999 pt.	Commercial museums, art galleries, and botanical and zoological gardens	**	**	**	**	4	503	90	23	16
7999 pt.	Roller skating rinks	**	**	**	**	56	21 957	6 047	1 760	1 348
7999 pt.	Ice skating rinks	**	**	**	**	17	5 967	1 754	484	262
7999 pt.	Other amusement and recreation services, n.e.c.	**	**	**	**	878	181 957	49 763	9 426	4 652
80, ex. 806	<b>Health services, except hospitals</b>	††	††	††	††	27 697	6 857 960	2 892 413	692 369	157 649
801	Offices of physicians	††	††	††	††	14 781	3 447 254	1 542 650	377 553	52 731
802	Offices of dentists	††	††	††	††	8 161	1 297 547	428 584	100 200	29 804
803	Offices of osteopathic physicians	††	††	††	††	198	(D)	(D)	(D)	(D)
8041	Offices of chiropractors	††	††	††	††	672	(D)	(D)	(D)	(D)
8042	Offices of optometrists	††	††	††	††	653	91 071	23 983	5 413	2 004
805	<b>Nursing and personal care facilities</b>	††	††	††	††	342	(D)	(D)	(D)	(D)
8051	Skilled nursing care facilities	**	**	**	**	266	887 792	446 237	104 952	34 957
8059	Nursing and personal care facilities, n.e.c.	**	**	**	**	76	(D)	(D)	(D)	(D)
8049, 807, 8, 9	<b>Other health services</b>	††	††	††	††	2 890	914 895	365 027	84 417	31 043
807	<b>Medical and dental laboratories</b>	††	††	††	††	1 052	411 497	160 641	38 658	10 210
8071	Medical laboratories	††	††	††	††	379	(D)	(D)	(D)	(D)
8072	Dental laboratories	††	††	††	††	673	(D)	(D)	(D)	(D)
8049, 808, 9	<b>Other health services, n.e.c.</b>	††	††	††	††	1 838	503 398	204 386	45 759	20 833
8049	Offices of health practitioners, n.e.c.	**	**	**	**	1 242	151 095	55 840	12 814	3 600
808	Outpatient care facilities	**	**	**	**	262	(D)	(D)	(D)	(D)
809	Health and allied services, n.e.c.	**	**	**	**	334	(D)	(D)	(D)	(D)
81	<b>Legal services</b>	††	††	††	††	10 763	5 241 782	1 786 373	415 215	72 722
823, 4, 9	<b>Selected educational services</b>	††	††	††	††	872	370 261	130 387	30 162	9 590
823	Libraries and information centers	**	**	**	**	10	(D)	(D)	(D)	(D)
824	Correspondence schools and vocational schools	**	**	**	**	296	(D)	(D)	(D)	(D)
8241	Correspondence schools	**	**	**	**	17	9 566	2 672	631	156
8243	Data processing schools	**	**	**	**	16	27 513	11 374	2 838	628
8244	Business and secretarial schools	**	**	**	**	92	86 589	32 431	7 346	2 336
8249	Vocational schools, except vocational high schools, n.e.c.	**	**	**	**	171	(D)	(D)	(D)	(D)
829	Schools and educational services, n.e.c.	**	**	**	**	566	154 025	51 283	11 862	4 290

**Table 4a. Summary Statistics for Firms Subject to Federal Income Tax for Standard Metropolitan Statistical Areas: 1982—Con.**

[For meaning of abbreviations and symbols, see introductory text. For explanation of terms and comparability of 1977 and 1982 censuses, see appendix A. For definitions of SMSA's, see appendix D.]

SIC code	Geographic area and kind of business or operation	All establishments				Establishments with payroll				
		Number	Receipts (\$1,000)	Unincorporated businesses or operations		Number	Receipts (\$1,000)	Annual payroll (\$1,000)	First quarter payroll (\$1,000)	Paid employees for pay period including March 12 (number)
				Individual proprietorships (number)	Partnerships (number)					
<b>NEW YORK-NEWARK-JERSEY CITY, N.Y.-N.J.-CONN., SCSA—Con.</b>										
891	Engineering, architectural, and surveying services -----	††	††	††	††	2 944	3 803 853	1 582 842	375 448	54 794
891 pt.	Architectural services -----	**	**	**	**	918	540 174	194 392	44 605	7 964
891 pt.	Engineering services -----	**	**	**	**	1 739	3 200 223	1 359 983	324 345	45 180
891 pt.	Surveying services -----	**	**	**	**	287	63 456	28 467	6 498	1 650
893	Accounting, auditing, and bookkeeping services -----	††	††	††	††	4 219	1 948 738	769 746	184 501	38 378
83, 892, 9	Social and other services -----	††	††	††	††	2 044	518 691	202 172	46 829	18 806
83	Social services -----	**	**	**	**	1 218	342 291	131 675	29 394	15 878
835	Child day care services -----	**	**	**	**	675	90 458	40 235	9 141	5 856
832, 3, 6, 9	Other social services -----	**	**	**	**	543	251 833	91 440	20 253	10 022
832	Individual and family social services -----	**	**	**	**	169	(D)	(D)	(D)	(D)
833	Job training and vocational rehabilitation services -----	**	**	**	**	52	39 939	13 764	3 348	1 161
836	Residential care -----	**	**	**	**	216	123 156	42 334	9 548	4 759
839	Social services, n.e.c. -----	**	**	**	**	106	(D)	(D)	(D)	(D)
892, 9	Other services -----	**	**	**	**	826	176 400	70 497	17 435	2 928
892	Noncommercial educational, scientific, and research organizations -----	**	**	**	**	30	(D)	(D)	(D)	(D)
899	Services, n.e.c. -----	**	**	**	**	796	(D)	(D)	(D)	(D)
<b>PHILADELPHIA-WILMINGTON-TRENTON, PA.-DEL.-N.J.-MD., SCSA</b>										
	<b>Total -----</b>	††	††	††	††	30 026	11 243 945	4 350 671	1 031 558	290 128
70	Hotels, motels, and other lodging places -----	††	††	††	††	430	455 278	133 951	31 064	16 201
7011	Hotels, motor hotels, and motels -----	††	††	††	††	330	440 728	129 801	30 286	15 740
7011 pt.	Hotels -----	††	††	††	††	106	324 867	99 984	23 239	11 702
7011 pt.	Hotels, 25 guestrooms or more -----	**	**	**	**	87	322 978	99 617	23 159	11 644
7011 pt.	Hotels, less than 25 guestrooms -----	**	**	**	**	19	1 889	367	80	58
7011 pt.	Motels, motor hotels, and tourist courts -----	††	††	††	††	224	115 861	29 817	7 047	4 038
7011 pt.	Motels, tourist courts -----	**	**	**	**	200	(D)	(D)	(D)	(D)
7011 pt.	Motor hotels -----	**	**	**	**	24	(D)	(D)	(D)	(D)
702, 3, 4	Other lodging places -----	††	††	††	††	100	14 550	4 150	778	461
703	Trailer parks and camps -----	††	††	††	††	50	(D)	(D)	(D)	(D)
7032	Sporting and recreational camps -----	††	††	††	††	25	(D)	(D)	(D)	(D)
7033	Trailer parks and camp sites for transients -----	††	††	††	††	25	3 185	574	89	47
702, 4	Rooming, boarding, and membership lodging -----	††	††	††	††	50	(D)	(D)	(D)	(D)
702	Rooming and boarding houses -----	††	††	††	††	45	(D)	(D)	(D)	(D)
704	Organization hotels and lodging houses, on membership basis -----	††	††	††	††	5	285	78	19	17
72	Personal services -----	††	††	††	††	4 034	542 732	185 615	43 149	22 212
721	Laundry, cleaning, and garment services -----	††	††	††	††	982	214 817	74 077	17 259	7 590
7215	Coin-operated laundries and dry cleaning -----	††	††	††	††	180	29 502	5 617	1 334	645
7215 pt.	Coin-operated laundries and dry-cleaning stores -----	**	**	**	**	165	(D)	(D)	(D)	(D)
7215 pt.	Coin-operated laundry machine routes -----	**	**	**	**	15	(D)	(D)	(D)	(D)
721 ex.	Other laundry, cleaning, and garment services -----	††	††	††	††	802	185 315	68 460	15 925	6 945
7215	Power laundries, family and commercial* -----	**	**	**	**	34	11 624	5 921	1 392	489
7216	Dry-cleaning plants, except rug cleaning* -----	**	**	**	**	524	70 121	25 104	5 851	3 268
Other 721	Laundry and cleaning services, n.e.c.* -----	**	**	**	**	244	103 570	37 435	8 682	3 188
7212	Garment pressing and agents for laundries and dry cleaners -----	**	**	**	**	64	4 826	1 210	261	175
7213	Linen supply* -----	**	**	**	**	30	(D)	(D)	(D)	(D)
7217	Carpet and upholstery cleaning -----	**	**	**	**	70	(D)	(D)	(D)	(D)
7218	Industrial laundries* -----	**	**	**	**	27	(D)	(D)	(D)	(D)
7214, 9	Other laundry, garment services, including diaper -----	**	**	**	**	53	9 122	3 484	766	344
7214	Diaper service* -----	**	**	**	**	2	(D)	(D)	(D)	(D)
7219	Laundry and garment services, n.e.c. -----	**	**	**	**	51	(D)	(D)	(D)	(D)
722	Photographic studios, portrait -----	††	††	††	††	133	26 174	7 147	1 579	863
723, 4	Beauty and barber shops -----	††	††	††	††	2 060	138 077	60 002	13 921	8 244
723	Beauty shops -----	††	††	††	††	1 786	126 592	55 295	12 836	7 633
724	Barber shops -----	††	††	††	††	274	11 485	4 707	1 085	611
725	Shoe repair, shoe shine, and hat-cleaning shops -----	††	††	††	††	91	4 916	1 348	311	187
726	Funeral service and crematories -----	††	††	††	††	312	77 402	17 290	4 048	1 138
729	Miscellaneous personal services -----	††	††	††	††	456	81 346	25 751	6 031	4 190
729 pt.	Reducing salons and health clubs, except resorts -----	**	**	**	**	109	33 936	11 050	2 391	1 399
729 pt.	Tax preparation services -----	**	**	**	**	87	9 295	3 418	1 373	1 225
729 pt.	Other personal services, n.e.c. -----	**	**	**	**	260	38 115	11 283	2 267	1 566

**Table 4a. Summary Statistics for Firms Subject to Federal Income Tax for Standard Metropolitan Statistical Areas: 1982—Con.**

[For meaning of abbreviations and symbols, see introductory text. For explanation of terms and comparability of 1977 and 1982 censuses, see appendix A. For definitions of SMSA's, see appendix D]

SIC code	Geographic area and kind of business or operation	All establishments				Establishments with payroll				
		Number	Receipts (\$1,000)	Unincorporated businesses or operations		Number	Receipts (\$1,000)	Annual payroll (\$1,000)	First quarter payroll (\$1,000)	Paid employees for pay period including March 12 (number)
				Individual proprietorships (number)	Partnerships (number)					
	<b>PHILADELPHIA-WILMINGTON-TRENTON, PA.-DEL.-N.J.-MD., SCSA—Con.</b>									
73	<b>Business services</b> .....	††	††	††	††	5 858	3 376 902	1 357 649	323 104	103 181
731	Advertising .....	††	††	††	††	366	200 221	83 420	20 523	3 874
7311	Advertising agencies .....	††	††	††	††	277	(D)	(D)	(D)	(D)
7312	Outdoor advertising services .....	**	**	**	**	22	(D)	(D)	(D)	(D)
7313	Radio, TV, publishers' advertising representatives .....	**	**	**	**	42	43 573	15 279	3 553	669
7319	Advertising, n.e.c. ....	**	**	**	**	25	12 376	4 521	1 165	461
734	Services to dwellings and other buildings .....	††	††	††	††	857	(D)	(D)	(D)	(D)
7341	Window cleaning .....	**	**	**	**	38	(D)	(D)	(D)	(D)
7342	Disinfecting and exterminating services .....	**	**	**	**	160	36 168	15 210	3 317	1 102
7349	Cleaning and maintenance services, n.e.c. ....	**	**	**	**	659	266 040	115 974	27 220	17 244
737	Computer and data processing services .....	††	††	††	††	622	790 643	284 917	66 538	13 224
7372	Computer programming and other software services .....	**	**	**	**	276	281 966	118 093	27 250	4 721
7374	Data processing services .....	**	**	**	**	211	342 018	113 049	26 532	6 277
7374 pt.	Data processing services, except facilities management .....	**	**	**	**	199	299 062	91 245	21 820	5 431
7374 pt.	Computer facilities management .....	**	**	**	**	12	42 956	21 804	4 712	846
7379	Computer related services, n.e.c. ....	**	**	**	**	135	166 659	53 775	12 756	2 226
7392	Management, consulting, and public relations services .....	††	††	††	††	1 364	647 171	273 933	67 802	15 120
7392 pt.	Management and administrative services .....	**	**	**	**	200	139 471	66 847	16 617	3 066
7392 pt.	Public relations services .....	**	**	**	**	120	28 116	10 895	2 244	830
7392 pt.	Management consulting services .....	**	**	**	**	564	237 320	96 504	24 829	4 645
7392 pt.	Economic and sociological research .....	**	**	**	**	206	155 326	62 857	15 234	4 541
7392 pt.	Consulting services, n.e.c. ....	**	**	**	**	274	86 938	36 830	8 878	2 038
7394	Equipment rental and leasing services .....	††	††	††	††	350	195 683	49 363	11 216	2 792
7394 pt.	Equipment rental .....	**	**	**	**	213	105 947	26 765	6 216	1 642
7394 pt.	Equipment leasing, except finance leasing .....	**	**	**	**	68	42 964	9 211	2 087	572
7394 pt.	Leasing and rental of heavy construction equipment without operators .....	**	**	**	**	37	17 302	4 479	929	170
7394 pt.	Rental of heavy construction equipment with operators .....	**	**	**	**	32	29 470	8 908	1 984	408
Other 73	Other business services .....	††	††	††	††	2 299	(D)	(D)	(D)	(D)
732	Credit reporting, collection agencies .....	**	**	**	**	123	54 313	19 133	4 363	1 362
732 pt.	Adjustment and collection agencies .....	**	**	**	**	100	31 274	12 260	2 772	927
732 pt.	Mercantile reporting agencies .....	**	**	**	**	4	(D)	(D)	(D)	(D)
732 pt.	Consumer credit reporting agencies .....	**	**	**	**	19	(D)	(D)	(D)	(D)
7331	Direct mail advertising services .....	**	**	**	**	85	107 790	30 262	7 289	2 443
7332	Blueprinting and photocopying services .....	**	**	**	**	52	14 458	4 287	1 017	385
7333	Commercial photography, art, and graphics .....	**	**	**	**	266	84 568	27 726	6 727	1 593
7333 pt.	Commercial photography .....	**	**	**	**	73	18 869	5 973	1 539	378
7333 pt.	Commercial art .....	**	**	**	**	53	12 512	4 204	1 061	205
7333 pt.	Graphic arts and related design and commercial photography, n.e.c. ....	**	**	**	**	140	53 187	17 549	4 127	1 010
7339	Stenographic services; and reproduction services, n.e.c. ....	**	**	**	**	105	23 978	6 928	1 601	537
736	Personnel supply services .....	**	**	**	**	460	278 164	158 883	36 800	16 865
7361	Employment agencies .....	**	**	**	**	275	(D)	(D)	(D)	(D)
7362	Help supply services .....	**	**	**	**	168	173 134	119 768	26 572	14 280
7362 pt.	Office help supply services .....	**	**	**	**	100	81 029	58 493	14 310	8 094
7362 pt.	Help supply, except office workers .....	**	**	**	**	68	92 105	61 275	12 262	6 186
7369	Facilities management services .....	**	**	**	**	17	(D)	(D)	(D)	(D)
7391	Research and development laboratories .....	**	**	**	**	65	62 784	25 825	6 112	1 123
7397	Testing laboratories and facilities .....	**	**	**	**	52	28 577	13 828	3 192	911
7393	Detective agencies and protective services .....	**	**	**	**	224	176 782	99 748	24 671	12 140
7393 pt.	Detective agencies and guard services .....	**	**	**	**	156	105 011	72 504	18 053	10 267
7393 pt.	Armored car services .....	**	**	**	**	10	18 556	9 013	2 274	835
7393 pt.	Burglar and fire alarm systems .....	**	**	**	**	58	53 215	18 231	4 344	1 038
7395	Photofinishing laboratories* .....	**	**	**	**	61	65 916	14 965	3 539	1 564
7399 pt.	Sign painting shops .....	**	**	**	**	30	2 675	751	162	69
7399 pt.	Interior designing .....	**	**	**	**	76	(D)	(D)	(D)	(D)
7399 pt.	Telephone answering services .....	**	**	**	**	80	22 185	10 675	2 468	1 593
735, 7396, 7399 pt.	Other business services, n.e.c. ....	**	**	**	**	620	297 646	114 040	26 799	8 739
735	News syndicates .....	**	**	**	**	13	5 045	2 247	524	102
7396	Trading stamp services (sales offices) .....	**	**	**	**	1	(D)	(D)	(D)	(D)
7399 pt.	Water softening services .....	**	**	**	**	22	(D)	(D)	(D)	(D)
7399 pt.	Packaging and labeling services .....	**	**	**	**	40	44 031	16 029	3 652	1 531
7399 pt.	Miscellaneous business services, n.e.c. ....	**	**	**	**	544	241 608	93 426	21 918	6 976
75	<b>Automotive repair, services, and garages</b> .....	††	††	††	††	3 004	842 617	186 547	43 173	14 648
751	Automotive rental and leasing, without drivers .....	††	††	††	††	249	294 208	41 678	9 887	2 651
7512 pt.	Passenger car rental, without drivers .....	**	**	**	**	65	56 264	8 587	2 111	697
7512 pt.	Passenger car leasing, except finance leasing .....	**	**	**	**	63	90 969	7 105	1 715	461
7513 pt.	Truck rental, without drivers .....	**	**	**	**	54	40 634	6 097	1 481	473
7513 pt.	Truck leasing, except finance leasing .....	**	**	**	**	64	105 946	19 797	4 561	1 012
7519	Utility trailer and recreational vehicle rental .....	**	**	**	**	3	395	92	19	8
752	Automobile parking .....	††	††	††	††	249	(D)	(D)	(D)	(D)
7523	Parking lots .....	**	**	**	**	201	(D)	(D)	(D)	(D)
7525	Parking structures .....	**	**	**	**	48	(D)	(D)	(D)	(D)



**Table 4a. Summary Statistics for Firms Subject to Federal Income Tax for Standard Metropolitan Statistical Areas: 1982—Con.**

[For meaning of abbreviations and symbols, see introductory text. For explanation of terms and comparability of 1977 and 1982 censuses, see appendix A. For definitions of SMSA's, see appendix D.]

SIC code	Geographic area and kind of business or operation	All establishments				Establishments with payroll				Paid employees for pay period including March 12 (number)
		Number	Receipts (\$1,000)	Unincorporated businesses or operations		Number	Receipts (\$1,000)	Annual payroll (\$1,000)	First quarter payroll (\$1,000)	
				Individual proprietorships (number)	Partnerships (number)					
	<b>PHILADELPHIA-WILMINGTON-TRENTON, PA.-DEL.-N.J.-MD., SCSA—Con.</b>									
75	<b>Automotive repair, services, and garages—Con.</b>									
753	Automotive repair shops.....	††	††	††	††	2 304	449 871	120 192	27 430	9 041
7538	General automotive repair shops.....	††	††	††	††	1 064	170 785	42 094	9 529	3 420
7538 pt.	General automotive repair shops, except diesel.....	**	**	**	**	1 013	(D)	(D)	(D)	(D)
7538 pt.	Diesel repair shops.....	**	**	(D)	(D)	51	(D)	(D)	(D)	(D)
7531	Top and body repair shops.....	††	††	††	††	724	158 581	44 957	10 317	3 275
7534, 5, 9	Other automotive repair shops.....	††	††	††	††	516	120 505	33 141	7 584	2 346
7534	Tire retreading and repair shops.....	**	**	**	**	22	14 782	3 242	799	246
7535	Paint shops.....	**	**	**	**	71	(D)	(D)	(D)	(D)
7539 pt.	Auto electrical and fuel system services.....	**	**	**	**	37	(D)	(D)	(D)	(D)
7539 pt.	Radiator repair.....	**	**	**	**	47	(D)	(D)	(D)	(D)
7539 pt.	Glass replacement and repair.....	**	**	**	**	57	(D)	(D)	(D)	(D)
7539 pt.	Brake, front end, and wheel alignment.....	**	**	**	**	48	10 007	3 082	686	205
7539 pt.	Exhaust system services (muffler shops).....	**	**	**	**	66	18 810	4 337	958	260
7539 pt.	Transmission repair shops.....	**	**	**	**	144	24 481	7 045	1 638	533
7539 pt.	Other automotive repair shops, n.e.c.....	**	**	**	**	24	3 187	862	202	69
754	Automotive services, except repair.....	††	††	††	††	202	(D)	(D)	(D)	(D)
7542	Car washes.....	**	**	**	**	120	20 257	5 820	1 293	888
7549	Other automotive services.....	**	**	**	**	82	(D)	(D)	(D)	(D)
76	<b>Miscellaneous repair services.....</b>	††	††	††	††	1 197	341 406	106 139	24 878	6 611
762	Electrical and electronic repair shops.....	††	††	††	††	398	111 595	35 227	8 245	2 188
7622	Radio and TV repair shops.....	††	††	††	††	168	40 764	12 029	2 901	901
7623, 9	Other electrical and electronic repair shops.....	††	††	††	††	230	70 831	23 198	5 344	1 287
7623	Refrigeration and air-conditioning repair shops.....	**	**	**	**	85	(D)	(D)	(D)	(D)
7629	Electrical and electronic repair shops, n.e.c.....	**	**	**	**	145	(D)	(D)	(D)	(D)
764	Reupholstery and furniture repair.....	††	††	††	††	150	12 186	3 629	805	371
763, 9	Other repair shops and related services.....	††	††	††	††	649	217 625	67 283	15 828	4 052
763	Watch, clock, and jewelry repair.....	**	**	**	**	55	6 573	1 846	424	169
769	Miscellaneous repair and related services.....	**	**	**	**	594	211 052	65 437	15 404	3 883
7692	Welding repair.....	**	**	**	**	73	(D)	(D)	(D)	(D)
7694	Armature rewinding shops.....	**	**	**	**	53	(D)	(D)	(D)	(D)
7699	Repair shops and related services, n.e.c.....	**	**	**	**	468	(D)	(D)	(D)	(D)
7699 pt.	Farm machinery and equipment repair shops.....	**	**	**	**	13	(D)	(D)	(D)	(D)
7699 pt.	Lawnmower, saw, knife, tool sharpening and repair.....	**	**	**	**	33	5 912	1 453	312	104
7699 pt.	Sewer and septic tank cleaning services.....	**	**	**	**	39	11 044	4 239	966	270
7699 pt.	Other repair and related services, n.e.c.....	**	**	**	**	383	123 188	39 254	9 374	2 402
78, 79	<b>Amusement and recreation services, including motion pictures.....</b>	††	††	††	††	1 244	570 875	139 335	33 938	14 013
781, 2	Motion picture production, distribution, and services.....	††	††	††	††	81	(D)	(D)	(D)	(D)
7813	Motion picture production, except for TV.....	**	**	**	**	27	7 914	2 111	466	103
7814	Motion picture, tape production for TV.....	**	**	**	**	22	(D)	(D)	(D)	(D)
7819	Services allied to motion picture production.....	**	**	**	**	10	5 012	1 319	237	49
7823	Motion picture film exchanges.....	**	**	**	**	14	64 369	2 137	539	130
7824	Film or tape distribution for TV.....	**	**	**	**	2	(D)	(D)	(D)	(D)
7829	Services allied to motion picture distribution.....	**	**	**	**	6	(D)	(D)	(D)	(D)
783	Motion picture theaters.....	††	††	††	††	193	78 876	12 346	2 656	2 174
7832	Motion picture theaters, except drive-in.....	**	**	**	**	171	74 355	11 625	2 583	2 082
7833	Drive-in motion picture theaters.....	**	**	**	**	22	4 521	721	73	92
792	Producers, orchestras, and entertainers.....	††	††	††	††	92	46 854	11 577	2 733	1 285
7922	Theatrical producers (except motion picture) and miscellaneous theatrical services.....	**	**	**	**	44	(D)	(D)	(D)	(D)
7922 pt.	Producers of live theatrical productions.....	**	**	**	**	12	(D)	(D)	(D)	(D)
7922 pt.	Producers of radio and TV shows, except tape.....	**	**	**	**	2	(D)	(D)	(D)	(D)
7922 pt.	Artists' and entertainers' managers or agents, concert bureaus, booking agents.....	**	**	**	**	15	4 158	978	218	69
7929	Other theatrical services.....	**	**	**	**	15	(D)	(D)	(D)	(D)
7929 pt.	Bands, orchestras, actors, and other entertainers and entertainment groups.....	**	**	**	**	48	(D)	(D)	(D)	(D)
7929 pt.	Dance groups and artists.....	**	**	**	**	3	304	81	28	20
7929 pt.	Symphony orchestras, opera companies, and chamber music organizations.....	**	**	**	**	1	(D)	(D)	(D)	(D)
7929 pt.	Other music and entertainment presentations.....	**	**	**	**	44	11 779	3 962	998	526
793	Bowling alleys and billiards and pool establishments.....	††	††	††	††	114	35 385	10 685	2 870	1 764
7932	Billiard and pool establishments.....	††	††	††	††	12	(D)	(D)	(D)	(D)
7933	Bowling alleys.....	††	††	††	††	102	(D)	(D)	(D)	(D)
79 ex. 792, 3	<b>Commercial sports and other amusement and recreation services.....</b>	††	††	††	††	764	(D)	(D)	(D)	(D)
794	Commercial sports.....	††	††	††	††	64	(D)	(D)	(D)	(D)
7941	Professional sports clubs, managers, promoters.....	††	††	††	††	11	59 959	33 421	11 083	1 002
7941 pt.	Baseball clubs.....	**	**	**	**	1	(D)	(D)	(D)	(D)
7941 pt.	Football clubs.....	**	**	**	**	2	(D)	(D)	(D)	(D)
7941 pt.	Other professional sports clubs.....	**	**	**	**	2	(D)	(D)	(D)	(D)
7941 pt.	Managers and promoters.....	**	**	**	**	6	(D)	(D)	(D)	(D)
7948	Racing, including track operation.....	††	††	††	††	53	(D)	(D)	(D)	(D)
7948 pt.	Auto race track operation.....	**	**	**	**	5	2 081	194	31	34
7948 pt.	Horse race track operation.....	**	**	**	**	4	(D)	(D)	(D)	(D)
7948 pt.	Dog race track operation.....	**	**	**	**	-	-	-	-	-
7948 pt.	Racing stables and racing, n.e.c.....	**	**	**	**	44	9 164	2 759	602	257

**Table 4a. Summary Statistics for Firms Subject to Federal Income Tax for Standard Metropolitan Statistical Areas: 1982—Con.**

[For meaning of abbreviations and symbols, see introductory text. For explanation of terms and comparability of 1977 and 1982 censuses, see appendix A. For definitions of SMSA's, see appendix D]

SIC code	Geographic area and kind of business or operation	All establishments				Establishments with payroll				
		Number	Receipts (\$1,000)	Unincorporated businesses or operations		Number	Receipts (\$1,000)	Annual payroll (\$1,000)	First quarter payroll (\$1,000)	Paid employees for pay period including March 12 (number)
				Individual proprietorships (number)	Partnerships (number)					
<b>PHILADELPHIA-WILMINGTON-TRENTON, PA.-DEL.-N.J.-MD., SCSA—Con.</b>										
78, 79	<b>Amusement and recreation services, including motion pictures—Con.</b>									
79 ex. 792, 3	Commercial sports and other amusement and recreation services—Con.									
79 ex. 792, 3, 4	Other amusement and recreation services	††	††	††	††	700	169 942	43 286	9 030	5 938
791	Dance halls, studios, and schools	**	**	**	**	71	5 038	1 448	377	308
791 pt.	Public dance halls or ballrooms	**	**	**	**	4	354	100	25	18
791 pt.	Dance schools, including children's and professionals'	**	**	**	**	67	4 684	1 348	352	290
7992	Public golf courses	**	**	**	**	30	9 607	2 184	314	201
7993	Coin-operated amusement device operators	**	**	**	**	97	39 820	8 049	1 819	681
7996	Amusement parks	**	**	**	**	5	8 309	2 106	147	516
7997	Membership sports and recreation clubs	**	**	**	**	206	55 208	16 364	3 374	2 136
7999	Amusement and recreation services, n.e.c.	**	**	**	**	291	51 960	13 135	2 999	2 096
7999 pt.	Concession operators of amusement devices, rides	**	**	**	**	15	2 032	503	68	51
7999 pt.	Carnivals, circuses, and fairs	**	**	**	**	3	920	188	95	44
7999 pt.	Carnivals and circuses	**	**	**	**	2	(D)	(D)	(D)	(D)
7999 pt.	Fairs	**	**	**	**	1	(D)	(D)	(D)	(D)
7999 pt.	Other commercial recreation and amusements	**	**	**	**	273	49 008	12 444	2 836	2 001
7999 pt.	Commercial museums, art galleries, and botanical and zoological gardens	**	**	**	**	2	(D)	(D)	(D)	(D)
7999 pt.	Roller skating rinks	**	**	**	**	28	7 629	2 017	630	509
7999 pt.	Ice skating rinks	**	**	**	**	6	1 270	389	102	76
7999 pt.	Other amusement and recreation services, n.e.c.	**	**	**	**	237	(D)	(D)	(D)	(D)
80, ex. 806	<b>Health services, except hospitals</b>	††	††	††	††	8 789	2 332 665	1 031 269	246 271	57 444
801	Offices of physicians	††	††	††	††	4 465	1 163 258	568 099	140 243	19 556
802	Offices of dentists	††	††	††	††	2 160	383 627	140 387	32 822	9 543
803	Offices of osteopathic physicians	††	††	††	††	540	108 647	53 287	12 878	2 434
8041	Offices of chiropractors	††	††	††	††	165	16 859	4 733	1 061	441
8042	Offices of optometrists	††	††	††	††	292	31 756	7 947	1 835	767
805	Nursing and personal care facilities	††	††	††	††	175	289 424	131 264	29 702	15 711
8051	Skilled nursing care facilities	**	**	**	**	131	250 990	112 933	25 927	13 652
8059	Nursing and personal care facilities, n.e.c.	**	**	**	**	44	38 434	18 331	3 775	2 059
8049, 807, 8, 9	<b>Other health services</b>	††	††	††	††	992	339 094	125 552	27 730	8 992
807	Medical and dental laboratories	††	††	††	††	290	164 746	64 580	14 190	4 002
8071	Medical laboratories	††	††	††	††	135	129 191	49 090	10 704	2 946
8072	Dental laboratories	††	††	††	††	155	35 555	15 490	3 486	1 056
8049, 808, 9	Other health services, n.e.c.	††	††	††	††	702	174 348	60 972	13 540	4 990
8049	Offices of health practitioners, n.e.c.	**	**	**	**	432	52 183	19 772	4 256	1 361
808	Outpatient care facilities	**	**	**	**	129	68 380	22 611	5 239	1 530
809	Health and allied services, n.e.c.	**	**	**	**	141	53 785	18 589	4 045	2 099
81	<b>Legal services</b>	††	††	††	††	2 588	1 057 760	422 017	97 702	18 065
823, 4, 9	<b>Selected educational services</b>	††	††	††	††	207	(D)	(D)	(D)	(D)
823	Libraries and information centers	**	**	**	**	4	141	43	13	7
824	Correspondence schools and vocational schools	**	**	**	**	90	56 110	20 608	5 092	1 587
8241	Correspondence schools	**	**	**	**	6	(D)	(D)	(D)	(D)
8243	Data processing schools	**	**	**	**	5	(D)	(D)	(D)	(D)
8244	Business and secretarial schools	**	**	**	**	24	9 278	3 626	860	307
8249	Vocational schools, except vocational high schools, n.e.c.	**	**	**	**	55	40 278	14 696	3 670	1 112
829	Schools and educational services, n.e.c.	**	**	**	**	113	(D)	(D)	(D)	(D)
891	<b>Engineering, architectural, and surveying services</b>	††	††	††	††	998	1 116 490	555 961	132 367	21 511
891 pt.	Architectural services	**	**	**	**	301	152 015	61 623	13 764	2 780
891 pt.	Engineering services	**	**	**	**	608	946 590	484 820	116 329	18 163
891 pt.	Surveying services	**	**	**	**	89	17 885	9 518	2 274	568
893	<b>Accounting, auditing, and bookkeeping services</b>	††	††	††	††	1 032	367 314	142 708	34 497	7 642
83, 892, 9	<b>Social and other services</b>	††	††	††	††	645	(D)	(D)	(D)	(D)
83	Social services	**	**	**	**	526	123 381	50 355	11 538	5 671
835	Child day care services	**	**	**	**	329	(D)	(D)	(D)	(D)
832, 3, 6, 9	Other social services	**	**	**	**	197	(D)	(D)	(D)	(D)
832	Individual and family social services	**	**	**	**	45	7 349	2 265	543	187
833	Job training and vocational rehabilitation services	**	**	**	**	26	(D)	(D)	(D)	(D)
836	Residential care	**	**	**	**	98	54 775	21 046	4 680	2 153
839	Social services, n.e.c.	**	**	**	**	28	(D)	(D)	(D)	(D)
892, 9	<b>Other services</b>	**	**	**	**	119	(D)	(D)	(D)	(D)
892	Noncommercial educational, scientific, and research organizations	**	**	**	**	3	514	168	36	18
899	Services, n.e.c.	**	**	**	**	116	(D)	(D)	(D)	(D)

**Table 4a. Summary Statistics for Firms Subject to Federal Income Tax for Standard Metropolitan Statistical Areas: 1982—Con.**

[For meaning of abbreviations and symbols, see introductory text. For explanation of terms and comparability of 1977 and 1982 censuses, see appendix A. For definitions of SMSA's, see appendix D.]

SIC code	Geographic area and kind of business or operation	All establishments				Establishments with payroll				
		Number	Receipts (\$1,000)	Unincorporated businesses or operations		Number	Receipts (\$1,000)	Annual payroll (\$1,000)	First quarter payroll (\$1,000)	Paid employees for pay period including March 12 (number)
				Individual proprietorships (number)	Partnerships (number)					
<b>ALLENTOWN-BETHLEHEM-EASTON, PA.-N.J., SMSA</b>										
	<b>Total</b> .....	††	††	††	††	3 169	759 961	284 996	65 299	21 580
70	<b>Hotels, motels, and other lodging places</b> .....	††	††	††	††	65	31 492	8 013	1 861	1 285
7011	Hotels, motor hotels, and motels.....	††	††	††	††	51	30 120	7 674	1 791	1 244
7011 pt.	Hotels.....	††	††	††	††	23	18 154	5 413	1 252	819
7011 pt.	Hotels, 25 guestrooms or more.....	††	††	††	††	11	17 059	5 248	1 213	780
7011 pt.	Hotels, less than 25 guestrooms.....	**	**	**	**	12	1 095	165	39	39
7011 pt.	Motels, motor hotels, and tourist courts.....	††	††	††	††	28	11 966	2 261	539	425
7011 pt.	Motels, tourist courts.....	**	**	**	**	25	(D)	(D)	(D)	(D)
7011 pt.	Motor hotels.....	**	**	**	**	3	(D)	(D)	(D)	(D)
702, 3, 4	Other lodging places.....	††	††	††	††	14	1 372	339	70	41
703	Trailer parks and camps.....	††	††	††	††	6	799	204	37	20
702, 4	Rooming, boarding, and membership lodging.....	††	††	††	††	8	573	135	33	21
72	<b>Personal services</b> .....	††	††	††	††	450	64 790	21 257	4 948	2 593
721	Laundry, cleaning, and garment services.....	††	††	††	††	83	30 302	10 382	2 348	1 060
7215	Coin-operated laundries and dry cleaning.....	††	††	††	††	17	996	175	34	34
721 ex.	Other laundry, cleaning, and garment services.....	††	††	††	††	66	29 306	10 207	2 314	1 026
7215	Power laundries, family and commercial*.....	**	**	**	**	2	(D)	(D)	(D)	(D)
7216	Dry-cleaning plants, except rug cleaning*.....	**	**	**	**	34	4 339	1 589	348	203
Other 721	Laundry and cleaning services, n.e.c.*.....	**	**	**	**	30	(D)	(D)	(D)	(D)
7212	Garment pressing and agents for laundries and dry cleaners.....	**	**	**	**	6	311	72	15	13
7213	Linen supply*.....	**	**	**	**	5	16 437	5 793	1 344	520
7217	Carpet and upholstery cleaning.....	**	**	**	**	11	1 645	605	131	83
7218	Industrial laundries*.....	**	**	**	**	4	5 958	1 976	438	187
7214, 9	Other laundry, garment services, including diaper*.....	**	**	**	**	4	(D)	(D)	(D)	(D)
722	Photographic studios, portrait.....	††	††	††	††	18	2 101	501	104	63
723, 4	<b>Beauty and barber shops</b> .....	††	††	††	††	244	14 965	6 471	1 541	941
723	Beauty shops.....	††	††	††	††	225	14 061	6 084	1 452	890
724	Barber shops.....	††	††	††	††	19	904	387	89	51
725	Shoe repair, shoe shine, and hat-cleaning shops.....	††	††	††	††	6	440	121	24	17
726	Funeral service and crematories.....	††	††	††	††	48	10 053	2 045	466	184
729	Miscellaneous personal services.....	††	††	††	††	51	6 929	1 737	465	328
73	<b>Business services</b> .....	††	††	††	††	390	158 787	63 010	15 279	5 863
731	Advertising.....	††	††	††	††	19	11 086	3 424	848	187
7311	Advertising agencies.....	††	††	††	††	14	5 464	1 972	503	114
7312	Outdoor advertising services.....	**	**	**	**	3	(D)	(D)	(D)	(D)
7313	Radio, TV, publishers' advertising representatives.....	**	**	**	**	1	(D)	(D)	(D)	(D)
7319	Advertising, n.e.c.....	**	**	**	**	1	(D)	(D)	(D)	(D)
734	Services to dwellings and other buildings.....	††	††	††	††	65	8 977	4 003	1 002	718
7341	Window cleaning.....	**	**	**	**	9	337	114	23	13
7342	Disinfecting and exterminating services.....	**	**	**	**	8	2 124	850	189	55
7349	Cleaning and maintenance services, n.e.c.....	**	**	**	**	48	6 516	3 039	790	650
737	Computer and data processing services.....	††	††	††	††	27	27 209	10 105	2 530	674
7372	Computer programming and other software services.....	**	**	**	**	13	3 490	936	178	42
7374	Data processing services.....	**	**	**	**	7	(D)	(D)	(D)	(D)
7379	Computer related services, n.e.c.....	**	**	**	**	7	(D)	(D)	(D)	(D)
7392	Management, consulting, and public relations services.....	††	††	††	††	80	20 032	8 940	2 176	507
7394	Equipment rental and leasing services.....	††	††	††	††	29	8 554	2 435	598	138
Other 73	Other business services.....	††	††	††	††	170	82 929	34 103	8 125	3 639
732	Credit reporting, collection agencies.....	**	**	**	**	10	6 575	2 626	756	259
7331	Direct mail advertising services.....	**	**	**	**	2	(D)	(D)	(D)	(D)
7332	Blueprinting and photocopying services.....	**	**	**	**	5	797	191	42	18
7333	Commercial photography, art, and graphics.....	**	**	**	**	13	2 447	708	161	57
7339	Stenographic services; and reproduction services, n.e.c.....	**	**	**	**	9	500	119	27	16
736	Personnel supply services.....	**	**	**	**	31	14 141	9 036	2 157	1 353
7361	Employment agencies.....	**	**	**	**	17	(D)	(D)	(D)	(D)
7362	Help supply services.....	**	**	**	**	13	12 169	7 903	1 886	1 266
7369	Facilities management services.....	**	**	**	**	1	(D)	(D)	(D)	(D)
7391	Research and development laboratories.....	**	**	**	**	4	1 206	503	88	20
7397	Testing laboratories and facilities.....	**	**	**	**	8	1 020	590	146	47
7393	Detective agencies and protective services.....	**	**	**	**	20	14 202	8 195	2 012	864
7395	Photofinishing laboratories*.....	**	**	**	**	5	(D)	(D)	(D)	(D)
7399 pt.	Sign painting shops.....	**	**	**	**	2	(D)	(D)	(D)	(D)
7399 pt.	Interior designing.....	**	**	**	**	1	(D)	(D)	(D)	(D)
7399 pt.	Telephone answering services.....	**	**	**	**	7	1 042	540	132	94
735, 7396, 7399 pt.	Other business services, n.e.c.....	**	**	**	**	53	(D)	(D)	(D)	(D)

Table 4a. **Summary Statistics for Firms Subject to Federal Income Tax for Standard Metropolitan Statistical Areas: 1982—Con.**

[For meaning of abbreviations and symbols, see introductory text. For explanation of terms and comparability of 1977 and 1982 censuses, see appendix A. For definitions of SMSA's, see appendix D.]

SIC code	Geographic area and kind of business or operation	All establishments				Establishments with payroll				
		Number	Receipts (\$1,000)	Unincorporated businesses or operations		Number	Receipts (\$1,000)	Annual payroll (\$1,000)	First quarter payroll (\$1,000)	Paid employees for pay period including March 12 (number)
				Individual proprietorships (number)	Partnerships (number)					
	<b>ALLENTOWN-BETHLEHEM-EASTON, PA.-N.J., SMSA—Con.</b>									
75	Automotive repair, services, and garages .....	††	††	††	††	322	72 339	17 147	3 891	1 316
751	Automotive rental and leasing, without drivers .....	††	††	††	††	26	16 381	2 335	568	168
752	Automobile parking .....	††	††	††	††	14	971	133	31	28
7523	Parking lots .....	††	††	††	††	14	971	133	31	28
7525	Parking structures .....	**	**	**	**	-	-	-	-	-
753	Automotive repair shops .....	††	††	††	††	267	52 572	13 962	3 134	999
7538	General automotive repair shops .....	††	††	††	††	123	22 752	5 706	1 270	428
7538 pt.	General automotive repair shops, except diesel .....	**	**	**	**	116	19 769	4 962	1 099	365
7538 pt.	Diesel repair shops .....	**	**	**	**	7	2 983	744	171	63
7531	Top and body repair shops .....	††	††	††	††	88	14 119	4 051	936	298
7534, 5, 9	Other automotive repair shops .....	††	††	††	††	56	15 701	4 205	928	273
7534	Tire retreading and repair shops .....	**	**	**	**	5	1 598	336	78	29
7535	Paint shops .....	**	**	**	**	11	3 251	1 111	277	74
7539 pt.	Auto electrical and fuel system services .....	**	**	**	**	4	(D)	(D)	(D)	(D)
7539 pt.	Radiator repair .....	**	**	**	**	1	(D)	(D)	(D)	(D)
7539 pt.	Glass replacement and repair .....	**	**	**	**	8	1 845	489	120	30
7539 pt.	Brake, front end, and wheel alignment .....	**	**	**	**	7	2 576	792	140	36
7539 pt.	Exhaust system services (muffler shops) .....	**	**	**	**	7	2 559	663	118	36
7539 pt.	Transmission repair shops .....	**	**	**	**	13	2 392	660	161	55
7539 pt.	Other automotive repair shops, n.e.c. ....	**	**	**	**	-	-	-	-	-
754	Automotive services, except repair .....	††	††	††	††	15	2 415	717	158	121
7542	Car washes .....	**	**	**	**	10	1 266	435	98	97
7549	Other automotive services .....	**	**	**	**	5	1 149	282	60	24
76	Miscellaneous repair services .....	††	††	††	††	124	46 059	11 797	2 904	836
762	Electrical and electronic repair shops .....	††	††	††	††	38	8 668	2 649	607	177
7622	Radio and TV repair shops .....	††	††	††	††	15	2 884	773	183	67
7623, 9	Other electrical and electronic repair shops .....	††	††	††	††	23	5 784	1 876	424	110
7623	Refrigeration and air-conditioning repair shops .....	**	**	**	**	4	743	268	81	16
7629	Electrical and electronic repair shops, n.e.c. ....	**	**	**	**	19	5 041	1 608	343	94
764	Reupholstery and furniture repair .....	††	††	††	††	14	1 149	368	74	37
763, 9	Other repair shops and related services .....	††	††	††	††	72	36 242	8 780	2 223	622
763	Watch, clock, and jewelry repair .....	**	**	**	**	3	(D)	(D)	(D)	(D)
769	Miscellaneous repair and related services .....	**	**	**	**	69	(D)	(D)	(D)	(D)
7692	Welding repair .....	**	**	**	**	9	909	253	59	26
7694	Armature rewinding shops .....	**	**	**	**	6	6 855	2 152	506	112
7699	Repair shops and related services, n.e.c. ....	**	**	**	**	54	(D)	(D)	(D)	(D)
78, 79	Amusement and recreation services, including motion pictures...	††	††	††	††	167	43 092	14 589	1 975	1 226
781, 2	Motion picture production, distribution, and services .....	††	††	††	††	5	2 194	551	67	19
783	Motion picture theaters .....	††	††	††	††	22	6 135	1 067	203	187
7832	Motion picture theaters, except drive-in .....	**	**	**	**	17	5 581	899	196	164
7833	Drive-in motion picture theaters .....	**	**	**	**	5	554	168	7	23
792	Producers, orchestras, and entertainers .....	††	††	††	††	9	471	137	42	13
7922	Theatrical producers (except motion picture) and miscellaneous theatrical services .....	**	**	**	**	5	294	72	14	8
7929	Bands, orchestras, actors, and other entertainers and entertainment groups .....	**	**	**	**	4	177	65	28	5
793	Bowling alleys and billiards and pool establishments .....	††	††	††	††	18	4 228	1 170	252	183
7932	Billiard and pool establishments .....	††	††	††	††	1	(D)	(D)	(D)	(D)
7933	Bowling alleys .....	††	††	††	††	17	(D)	(D)	(D)	(D)
79 ex. 792, 3	Commercial sports and other amusement and recreation services .....	††	††	††	††	113	30 064	11 664	1 411	824
794	Commercial sports .....	††	††	††	††	5	619	159	17	5
7941	Professional sports clubs, managers, promoters .....	††	††	††	††	2	(D)	(D)	(D)	(D)
7948	Racing, including track operation .....	††	††	††	††	3	(D)	(D)	(D)	(D)
79 ex. 792, 3, 4	Other amusement and recreation services .....	††	††	††	††	108	29 445	11 505	1 394	819
791	Dance halls, studios, and schools .....	**	**	**	**	13	(D)	(D)	(D)	(D)
7992	Public golf courses .....	**	**	**	**	7	1 505	414	57	38
7993	Coin-operated amusement device operators .....	**	**	**	**	12	2 619	401	78	30
7996	Amusement parks .....	**	**	**	**	4	(D)	(D)	(D)	(D)
7997	Membership sports and recreation clubs .....	**	**	**	**	21	5 149	1 624	286	204
7999	Amusement and recreation services, n.e.c. ....	**	**	**	**	51	13 467	6 739	592	372
7999 pt.	Concession operators of amusement devices, rides .....	**	**	**	**	7	1 282	306	117	33
7999 pt.	Carnivals, circuses, and fairs .....	**	**	**	**	3	504	89	28	22
7999 pt.	Other commercial recreation and amusements .....	**	**	**	**	41	11 681	6 344	447	317

**Table 4a. Summary Statistics for Firms Subject to Federal Income Tax for Standard Metropolitan Statistical Areas: 1982—Con.**

[For meaning of abbreviations and symbols, see introductory text. For explanation of terms and comparability of 1977 and 1982 censuses, see appendix A. For definitions of SMSA's, see appendix D.]

SIC code	Geographic area and kind of business or operation	All establishments				Establishments with payroll				
		Number	Receipts (\$1,000)	Unincorporated businesses or operations		Number	Receipts (\$1,000)	Annual payroll (\$1,000)	First quarter payroll (\$1,000)	Paid employees for pay period including March 12 (number)
				Individual proprietorships (number)	Partnerships (number)					
<b>ALLENTOWN-BETHLEHEM-EASTON, PA.-N.J., SMSA—Con.</b>										
80, ex. 806	<b>Health services, except hospitals</b> .....	††	††	††	††	1 021	244 231	112 437	25 896	5 730
801	Offices of physicians .....	††	††	††	††	522	142 313	73 830	17 166	2 149
802	Offices of dentists .....	††	††	††	††	286	45 544	15 297	3 501	1 148
803	Offices of osteopathic physicians .....	††	††	††	††	50	8 691	4 094	917	200
8041	Offices of chiropractors .....	††	††	††	††	26	1 756	304	66	63
8042	Offices of optometrists .....	††	††	††	††	42	4 794	1 169	252	101
805	Nursing and personal care facilities .....	††	††	††	††	13	22 378	10 641	2 379	1 413
8049, 807, 8, 9	<b>Other health services</b> .....	††	††	††	††	82	18 755	7 102	1 615	656
807	Medical and dental laboratories .....	††	††	††	††	29	5 584	2 384	555	177
8071	Medical laboratories .....	††	††	††	††	15	3 542	1 365	319	109
8072	Dental laboratories .....	††	††	††	††	14	2 042	1 019	236	68
8049, 808, 9	<b>Other health services, n.e.c.</b> .....	††	††	††	††	53	13 171	4 718	1 060	479
81	<b>Legal services</b> .....	††	††	††	††	304	41 994	13 765	3 071	921
823, 4, 9	<b>Selected educational services</b> .....	††	††	††	††	15	6 104	1 269	319	128
823	Libraries and information centers .....	**	**	**	**	-	-	-	-	-
824	Correspondence schools and vocational schools .....	**	**	**	**	6	5 027	949	251	82
829	Schools and educational services, n.e.c. .....	**	**	**	**	9	1 077	320	68	46
891	<b>Engineering, architectural, and surveying services</b> .....	††	††	††	††	111	24 254	10 798	2 480	634
891 pt.	Architectural services .....	**	**	**	**	18	6 267	2 079	513	125
891 pt.	Engineering services .....	**	**	**	**	66	16 423	8 043	1 828	437
891 pt.	Surveying services .....	**	**	**	**	27	1 564	676	139	72
893	<b>Accounting, auditing, and bookkeeping services</b> .....	††	††	††	††	105	20 576	8 174	2 060	584
83, 892, 9	<b>Social and other services</b> .....	††	††	††	††	95	6 243	2 740	615	464
83	Social services .....	**	**	**	**	91	6 131	2 695	604	459
835	Child day care services .....	**	**	**	**	39	1 883	771	170	169
832, 3, 6, 9	<b>Other social services</b> .....	**	**	**	**	52	4 248	1 924	434	290
892, 9	<b>Other services</b> .....	**	**	**	**	4	112	45	11	5
<b>ATLANTIC CITY SMSA</b>										
	<b>Total</b> .....	††	††	††	††	1 236	2 148 514	613 208	140 713	36 615
70	<b>Hotels, motels, and other lodging places</b> .....	††	††	††	††	127	1 858 215	494 709	114 653	28 524
7011	Hotels, motor hotels, and motels .....	††	††	††	††	116	1 856 534	494 426	114 595	28 486
7011 pt.	Hotels .....	††	††	††	††	54	1 830 988	487 665	113 241	27 758
7011 pt.	Motels, motor hotels, and tourist courts .....	††	††	††	††	62	25 546	6 761	1 354	728
702, 3, 4	<b>Other lodging places</b> .....	††	††	††	††	11	1 681	283	58	38
72	<b>Personal services</b> .....	††	††	††	††	183	27 067	9 652	2 255	1 038
721	Laundry, cleaning, and garment services .....	††	††	††	††	35	13 395	4 869	1 104	422
7215	Coin-operated laundries and dry cleaning .....	††	††	††	††	4	581	76	17	18
721 ex. 7215	<b>Other laundry, cleaning, and garment services</b> .....	††	††	††	††	31	12 814	4 793	1 087	404
7211	Power laundries, family and commercial* .....	**	**	**	**	5	3 732	1 500	321	102
7216	Dry-cleaning plants, except rug cleaning* .....	**	**	**	**	17	2 566	867	205	100
Other 721	<b>Laundry and cleaning services, n.e.c.*</b> .....	**	**	**	**	9	6 516	2 426	561	202
722	Photographic studios, portrait .....	††	††	††	††	9	510	207	49	28
723, 4	<b>Beauty and barber shops</b> .....	††	††	††	††	102	5 179	2 096	473	316
723	Beauty shops .....	††	††	††	††	94	4 779	1 917	419	287
724	Barber shops .....	††	††	††	††	8	400	179	54	29
725	Shoe repair, shoe shine, and hat-cleaning shops .....	††	††	††	††	1	(D)	(D)	(D)	(D)
726	Funeral service and crematories .....	††	††	††	††	18	3 076	751	182	62
729	Miscellaneous personal services .....	††	††	††	††	18	(D)	(D)	(D)	(D)
73	<b>Business services</b> .....	††	††	††	††	168	57 025	26 579	6 023	2 434
731	Advertising .....	††	††	††	††	15	5 254	1 865	357	109
734	Services to dwellings and other buildings .....	††	††	††	††	28	11 937	7 219	1 742	684
737	Computer and data processing services .....	††	††	††	††	13	6 184	2 971	709	142
7392	Management, consulting, and public relations services .....	††	††	††	††	34	8 319	4 107	764	152
7394	Equipment rental and leasing services .....	††	††	††	††	8	1 744	603	110	43
Other 73	<b>Other business services</b> .....	††	††	††	††	70	23 587	9 814	2 341	1 304
75	<b>Automotive repair, services, and garages</b> .....	††	††	††	††	115	23 166	5 465	1 183	506
751	Automotive rental and leasing, without drivers .....	††	††	††	††	5	(D)	(D)	(D)	(D)
752	Automobile parking .....	††	††	††	††	35	7 739	1 647	299	183
753	Automotive repair shops .....	††	††	††	††	69	13 269	3 427	793	272
7538	General automotive repair shops .....	††	††	††	††	28	5 025	1 218	279	104
7531	Top and body repair shops .....	††	††	††	††	21	(D)	(D)	(D)	(D)
7534, 5, 9	<b>Other automotive repair shops</b> .....	††	††	††	††	20	(D)	(D)	(D)	(D)
754	Automotive services, except repair .....	††	††	††	††	6	(D)	(D)	(D)	(D)

**Table 4a. Summary Statistics for Firms Subject to Federal Income Tax for Standard Metropolitan Statistical Areas: 1982—Con.**

[For meaning of abbreviations and symbols, see introductory text. For explanation of terms and comparability of 1977 and 1982 censuses, see appendix A. For definitions of SMSA's, see appendix D.]

SIC code	Geographic area and kind of business or operation	All establishments				Establishments with payroll				
		Number	Receipts (\$1,000)	Unincorporated businesses or operations		Number	Receipts (\$1,000)	Annual payroll (\$1,000)	First quarter payroll (\$1,000)	Paid employees for pay period including March 12 (number)
				Individual proprietorships (number)	Partnerships (number)					
<b>ATLANTIC CITY SMSA—Con.</b>										
76	Miscellaneous repair services .....	††	††	††	††	35	5 825	1 602	357	123
762	Electrical and electronic repair shops .....	††	††	††	††	12	2 100	718	168	49
7622	Radio and TV repair shops .....	††	††	††	††	5	356	122	25	12
7623, 9	Other electrical and electronic repair shops .....	††	††	††	††	7	1 744	596	143	37
764	Reupholstery and furniture repair .....	††	††	††	††	3	(D)	(D)	(D)	(D)
763, 9	Other repair shops and related services .....	††	††	††	††	20	(D)	(D)	(D)	(D)
78, 79	Amusement and recreation services, including motion pictures .....	††	††	††	††	82	41 683	13 245	1 807	909
781, 2	Motion picture production, distribution, and services .....	††	††	††	††	2	(D)	(D)	(D)	(D)
783	Motion picture theaters .....	††	††	††	††	7	3 868	499	97	82
792	Producers, orchestras, and entertainers .....	††	††	††	††	10	5 809	3 020	612	140
793	Bowling alleys and billiards and pool establishments .....	††	††	††	††	4	(D)	(D)	(D)	(D)
79 ex. 792, 3	Commercial sports and other amusement and recreation services .....	††	††	††	††	59	30 161	9 241	1 000	639
80, ex. 806	Health services, except hospitals .....	††	††	††	††	294	73 493	35 611	8 301	1 712
801	Offices of physicians .....	††	††	††	††	168	46 782	24 502	6 097	813
802	Offices of dentists .....	††	††	††	††	60	11 141	4 344	908	258
803	Offices of osteopathic physicians .....	††	††	††	††	7	1 562	872	214	48
8041	Offices of chiropractors .....	††	††	††	††	15	1 008	284	52	25
8042	Offices of optometrists .....	††	††	††	††	13	1 366	427	95	39
805	Nursing and personal care facilities .....	††	††	††	††	6	9 235	4 271	736	463
8049, 807, 8, 9	Other health services .....	††	††	††	††	25	2 399	911	199	66
81	Legal services .....	††	††	††	††	108	33 360	15 045	3 357	642
823, 4, 9	Selected educational services .....	††	††	††	††	12	3 748	1 493	360	107
891	Engineering, architectural, and surveying services .....	††	††	††	††	42	10 221	3 693	898	218
893	Accounting, auditing, and bookkeeping services .....	††	††	††	††	41	12 165	5 202	1 320	255
83, 892, 9	Social and other services .....	††	††	††	††	29	2 546	912	199	147
83	Social services .....	**	**	**	**	26	2 389	875	189	143
892, 9	Other services .....	**	**	**	**	3	157	37	10	4
<b>JERSEY CITY SMSA</b>										
	Total .....	††	††	††	††	2 456	719 994	257 881	60 035	19 318
70	Hotels, motels, and other lodging places .....	††	††	††	††	35	30 066	7 958	2 020	760
7011	Hotels, motor hotels, and motels .....	††	††	††	††	26	29 597	7 894	2 004	747
7011 pt.	Hotels .....	††	††	††	††	9	(D)	(D)	(D)	(D)
7011 pt.	Hotels, 25 guestrooms or more .....	**	**	**	**	8	(D)	(D)	(D)	(D)
7011 pt.	Hotels, less than 25 guestrooms .....	**	**	**	**	1	(D)	(D)	(D)	(D)
7011 pt.	Motels, motor hotels, and tourist courts .....	††	††	††	††	17	(D)	(D)	(D)	(D)
7011 pt.	Motels, tourist courts .....	**	**	**	**	17	(D)	(D)	(D)	(D)
7011 pt.	Motor hotels .....	**	**	**	**	-	(D)	(D)	(D)	(D)
702, 3, 4	Other lodging places .....	††	††	††	††	9	469	64	16	13
703	Trailer parks and camps .....	††	††	††	††	3	(D)	(D)	(D)	(D)
702, 4	Rooming, boarding, and membership lodging .....	††	††	††	††	6	(D)	(D)	(D)	(D)
72	Personal services .....	††	††	††	††	409	54 883	17 323	4 181	2 076
721	Laundry, cleaning, and garment services .....	††	††	††	††	125	31 995	10 581	2 444	1 063
7215	Coin-operated laundries and dry cleaning .....	††	††	††	††	18	1 667	236	52	37
721 ex. 7215	Other laundry, cleaning, and garment services .....	††	††	††	††	107	30 328	10 345	2 392	1 026
7211	Power laundries, family and commercial* .....	**	**	**	**	6	1 237	618	165	78
7216	Dry-cleaning plants, except rug cleaning* .....	**	**	**	**	65	5 183	1 738	421	250
Other 721	Laundry and cleaning services, n.e.c.* .....	**	**	**	**	36	23 908	7 989	1 806	698
7212	Garment pressing and agents for laundries and dry cleaners .....	**	**	**	**	15	825	188	49	27
7213	Linen supply* .....	**	**	**	**	11	(D)	(D)	(D)	(D)
7217	Carpet and upholstery cleaning .....	**	**	**	**	5	476	88	23	15
7218	Industrial launderers* .....	**	**	**	**	2	(D)	(D)	(D)	(D)
7214, 9	Other laundry, garment services, including diaper* .....	**	**	**	**	3	694	326	81	34
722	Photographic studios, portrait .....	††	††	††	††	9	696	150	32	16
723, 4	Beauty and barber shops .....	††	††	††	††	193	7 255	2 613	609	432
723	Beauty shops .....	††	††	††	††	170	6 648	2 374	553	396
724	Barber shops .....	††	††	††	††	23	607	239	56	36
725	Shoe repair, shoe shine, and hat-cleaning shops .....	††	††	††	††	7	281	43	12	9
726	Funeral service and crematories .....	††	††	††	††	46	10 427	2 198	585	203
729	Miscellaneous personal services .....	††	††	††	††	29	4 229	1 738	499	353

**Table 4a. Summary Statistics for Firms Subject to Federal Income Tax for Standard Metropolitan Statistical Areas: 1982—Con.**

[For meaning of abbreviations and symbols, see introductory text. For explanation of terms and comparability of 1977 and 1982 censuses, see appendix A. For definitions of SMSA's, see appendix D.]

SIC code	Geographic area and kind of business or operation	All establishments				Establishments with payroll				
		Number	Receipts (\$1,000)	Unincorporated businesses or operations		Number	Receipts (\$1,000)	Annual payroll (\$1,000)	First quarter payroll (\$1,000)	Paid employees for pay period including March 12 (number)
				Individual proprietorships (number)	Partnerships (number)					
<b>JERSEY CITY SMSA—Con.</b>										
73	<b>Business services</b> .....	††	††	††	††	403	220 249	95 913	21 518	8 706
731	Advertising .....	††	††	††	††	13	2 337	629	213	34
7311	Advertising agencies .....	††	††	††	††	7	628	100	15	5
7312	Outdoor advertising services .....	**	**	**	**	1	(D)	(D)	(D)	(D)
7313	Radio, TV, publishers' advertising representatives .....	**	**	**	**	1	(D)	(D)	(D)	(D)
7319	Advertising, n.e.c. ....	**	**	**	**	4	(D)	(D)	(D)	(D)
734	<b>Services to dwellings and other buildings</b> .....	††	††	††	††	63	26 526	15 450	3 721	1 739
7341	Window cleaning .....	**	**	**	**	2	(D)	(D)	(D)	(D)
7342	Disinfecting and exterminating services .....	**	**	**	**	15	2 102	1 056	271	77
7349	Cleaning and maintenance services, n.e.c. ....	**	**	**	**	46	(D)	(D)	(D)	(D)
737	<b>Computer and data processing services</b> .....	††	††	††	††	45	35 829	15 777	3 483	644
7372	Computer programming and other software services .....	**	**	**	**	24	19 285	8 447	1 752	301
7374	Data processing services .....	**	**	**	**	11	8 039	3 798	1 200	204
7379	Computer related services, n.e.c. ....	**	**	**	**	10	8 505	3 532	711	139
7392	<b>Management, consulting, and public relations services</b> .....	††	††	††	††	59	28 344	9 546	2 180	566
7394	Equipment rental and leasing services .....	††	††	††	††	24	17 275	5 041	1 181	306
Other 73	<b>Other business services</b> .....	††	††	††	††	199	109 938	49 470	10 740	5 417
732	Credit reporting, collection agencies .....	**	**	**	**	4	754	348	87	33
7331	Direct mail advertising services .....	**	**	**	**	8	6 560	2 881	743	203
7332	Blueprinting and photocopying services .....	**	**	**	**	3	(D)	(D)	(D)	(D)
7333	Commercial photography, art, and graphics .....	**	**	**	**	7	(D)	(D)	(D)	(D)
7339	Stenographic services; and reproduction services, n.e.c. ....	**	**	**	**	6	1 434	871	218	82
736	<b>Personnel supply services</b> .....	**	**	**	**	38	12 106	8 215	1 791	1 415
7361	Employment agencies .....	**	**	**	**	19	(D)	(D)	(D)	(D)
7362	Help supply services .....	**	**	**	**	17	7 459	5 526	1 105	659
7369	Facilities management services .....	**	**	**	**	2	(D)	(D)	(D)	(D)
7391	<b>Research and development laboratories</b> .....	**	**	**	**	2	(D)	(D)	(D)	(D)
7397	Testing laboratories and facilities .....	**	**	**	**	3	(D)	(D)	(D)	(D)
7393	Detective agencies and protective services .....	**	**	**	**	21	7 983	4 526	1 074	660
7395	Photofinishing laboratories .....	**	**	**	**	8	(D)	(D)	(D)	(D)
7399 pt.	Sign painting shops .....	**	**	**	**	3	(D)	(D)	(D)	(D)
7399 pt.	Interior designing .....	**	**	**	**	5	504	210	46	13
7399 pt.	Telephone answering services .....	**	**	**	**	14	6 122	2 162	537	278
735, 7396, 7399 pt.	Other business services, n.e.c. ....	**	**	**	**	77	38 217	16 645	3 422	2 064
75	<b>Automotive repair, services, and garages</b> .....	††	††	††	††	307	87 980	20 355	4 805	1 436
751	<b>Automotive rental and leasing, without drivers</b> .....	††	††	††	††	37	41 669	7 031	1 745	348
752	<b>Automobile parking</b> .....	††	††	††	††	22	7 217	1 629	389	149
7523	Parking lots .....	**	**	**	**	18	(D)	(D)	(D)	(D)
7525	Parking structures .....	**	**	**	**	4	(D)	(D)	(D)	(D)
753	<b>Automotive repair shops</b> .....	††	††	††	††	219	36 316	10 965	2 505	839
7538	General automotive repair shops .....	††	††	††	††	108	14 451	4 228	1 003	340
7538 pt.	General automotive repair shops, except diesel .....	**	**	**	**	92	11 280	2 984	708	244
7538 pt.	Diesel repair shops .....	**	**	**	**	16	3 171	1 244	295	96
7531	Top and body repair shops .....	††	††	††	††	74	14 823	4 830	1 053	353
7534, 5, 9	<b>Other automotive repair shops</b> .....	††	††	††	††	37	7 042	1 907	449	146
7534	Tire retreading and repair shops .....	**	**	**	**	-	-	-	-	-
7535	Paint shops .....	**	**	**	**	2	(D)	(D)	(D)	(D)
7539 pt.	Auto electrical and fuel system services .....	**	**	**	**	4	674	193	55	20
7539 pt.	Radiator repair .....	**	**	**	**	6	998	184	45	23
7539 pt.	Glass replacement and repair .....	**	**	**	**	3	(D)	(D)	(D)	(D)
7539 pt.	Brake, front end, and wheel alignment .....	**	**	**	**	5	1 542	402	91	27
7539 pt.	Exhaust system services (muffler shops) .....	**	**	**	**	5	1 102	262	55	17
7539 pt.	Transmission repair shops .....	**	**	**	**	10	1 533	499	122	34
7539 pt.	Other automotive repair shops, n.e.c. ....	**	**	**	**	2	(D)	(D)	(D)	(D)
754	<b>Automotive services, except repair</b> .....	††	††	††	††	29	2 778	730	166	100
7542	Car washes .....	**	**	**	**	21	1 950	407	91	73
7549	Other automotive services .....	**	**	**	**	8	828	323	75	27
76	<b>Miscellaneous repair services</b> .....	††	††	††	††	124	74 929	25 255	5 991	1 162
762	<b>Electrical and electronic repair shops</b> .....	††	††	††	††	29	7 972	2 363	490	133
7622	Radio and TV repair shops .....	††	††	††	††	10	1 036	375	71	24
7623, 9	Other electrical and electronic repair shops .....	††	††	††	††	19	6 936	1 988	419	109
7623	Refrigeration and air-conditioning repair shops .....	**	**	**	**	11	2 286	649	99	37
7629	Electrical and electronic repair shops, n.e.c. ....	**	**	**	**	8	4 650	1 339	320	72
764	<b>Reupholstery and furniture repair</b> .....	††	††	††	††	10	911	308	64	27
763, 9	<b>Other repair shops and related services</b> .....	††	††	††	††	85	66 046	22 584	5 437	1 002
763	Watch, clock, and jewelry repair .....	**	**	**	**	2	(D)	(D)	(D)	(D)
769	Miscellaneous repair and related services .....	**	**	**	**	83	(D)	(D)	(D)	(D)
7692	Welding repair .....	**	**	**	**	12	4 219	2 303	554	99
7694	Armature rewinding shops .....	**	**	**	**	8	(D)	(D)	(D)	(D)
7699	Repair shops and related services, n.e.c. ....	**	**	**	**	63	36 783	12 792	3 111	641

**Table 4a. Summary Statistics for Firms Subject to Federal Income Tax for Standard Metropolitan Statistical Areas: 1982—Con.**

[For meaning of abbreviations and symbols, see introductory text. For explanation of terms and comparability of 1977 and 1982 censuses, see appendix A. For definitions of SMSA's, see appendix D.]

SIC code	Geographic area and kind of business or operation	All establishments				Establishments with payroll				
		Number	Receipts (\$1,000)	Unincorporated businesses or operations		Number	Receipts (\$1,000)	Annual payroll (\$1,000)	First quarter payroll (\$1,000)	Paid employees for pay period including March 12 (number)
				Individual proprietorships (number)	Partnerships (number)					
<b>JERSEY CITY SMSA—Con.</b>										
78, 79	<b>Amusement and recreation services, including motion pictures...</b>	††	††	††	††	72	25 496	4 606	1 107	478
781, 2	Motion picture production, distribution, and services .....	††	††	††	††	5	408	171	35	9
783	Motion picture theaters .....	††	††	††	††	11	6 991	1 052	240	143
7832	Motion picture theaters, except drive-in .....	††	††	††	††	11	6 991	1 052	240	143
7833	Drive-in motion picture theaters .....	**	**	**	**	-	-	-	-	-
792	Producers, orchestras, and entertainers .....	††	††	††	††	14	(D)	(D)	(D)	(D)
7922	Theatrical producers (except motion picture) and miscellaneous theatrical services .....	**	**	**	**	13	(D)	(D)	(D)	(D)
7929	Bands, orchestras, actors, and other entertainers and entertainment groups .....	**	**	**	**	1	(D)	(D)	(D)	(D)
793	Bowling alleys and billiards and pool establishments .....	††	††	††	††	11	(D)	(D)	(D)	(D)
7932	Billiard and pool establishments .....	††	††	††	††	1	(D)	(D)	(D)	(D)
7933	Bowling alleys .....	††	††	††	††	10	(D)	(D)	(D)	(D)
79 ex. 792, 3	<b>Commercial sports and other amusement and recreation services ..</b>	††	††	††	††	31	5 723	1 269	322	130
794	Commercial sports .....	††	††	††	††	5	981	179	40	13
7941	Professional sports clubs, managers, promoters .....	††	††	††	††	-	-	-	-	-
7948	Racing, including track operation .....	††	††	††	††	5	981	179	40	13
79 ex. 792, 3, 4	<b>Other amusement and recreation services .....</b>	††	††	††	††	26	4 742	1 090	282	117
791	Dance halls, studios, and schools .....	**	**	**	**	8	221	83	31	24
7992	Public golf courses .....	**	**	**	**	-	(D)	(D)	(D)	(D)
7993	Coin-operated amusement device operators .....	**	**	**	**	5	(D)	(D)	(D)	(D)
7996	Amusement parks .....	**	**	**	**	-	-	-	-	-
7997	Membership sports and recreation clubs .....	**	**	**	**	1	(D)	(D)	(D)	(D)
7999	Amusement and recreation services, n.e.c. ....	**	**	**	**	12	3 333	638	168	60
7999 pt.	Concession operators of amusement devices, rides .....	**	**	**	**	-	-	-	-	-
7999 pt.	Carnivals, circuses, and fairs .....	**	**	**	**	-	-	-	-	-
7999 pt.	Other commercial recreation and amusements .....	**	**	**	**	12	3 333	638	168	60
80, ex. 806	<b>Health services, except hospitals .....</b>	††	††	††	††	688	106 988	41 378	9 662	2 492
801	Offices of physicians .....	††	††	††	††	398	55 959	23 445	5 517	1 066
802	Offices of dentists .....	††	††	††	††	181	27 760	9 665	2 203	687
803	Offices of osteopathic physicians .....	††	††	††	††	4	770	374	96	17
8041	Offices of chiropractors .....	††	††	††	††	16	1 151	265	48	23
8042	Offices of optometrists .....	††	††	††	††	26	(D)	(D)	(D)	(D)
805	Nursing and personal care facilities .....	††	††	††	††	3	(D)	(D)	(D)	(D)
8049, 807, 8, 9	<b>Other health services .....</b>	††	††	††	††	60	11 481	3 652	864	306
807	Medical and dental laboratories .....	††	††	††	††	27	5 214	1 973	499	153
8071	Medical laboratories .....	††	††	††	††	14	1 804	594	147	55
8072	Dental laboratories .....	††	††	††	††	13	3 410	1 379	352	98
8049, 808, 9	Other health services, n.e.c. ....	††	††	††	††	33	6 267	1 679	365	153
81	<b>Legal services .....</b>	††	††	††	††	274	56 202	16 326	3 609	972
823, 4, 9	<b>Selected educational services .....</b>	††	††	††	††	14	1 812	717	211	79
823	Libraries and information centers .....	**	**	**	**	1	(D)	(D)	(D)	(D)
824	Correspondence schools and vocational schools .....	**	**	**	**	6	(D)	(D)	(D)	(D)
829	Schools and educational services, n.e.c. ....	**	**	**	**	7	(D)	(D)	(D)	(D)
891	<b>Engineering, architectural, and surveying services .....</b>	††	††	††	††	34	51 109	24 217	6 052	827
891 pt.	Architectural services .....	**	**	**	**	10	1 579	578	139	33
891 pt.	Engineering services .....	**	**	**	**	20	49 313	23 563	5 897	786
891 pt.	Surveying services .....	**	**	**	**	4	217	76	16	8
893	<b>Accounting, auditing, and bookkeeping services .....</b>	††	††	††	††	68	7 631	2 628	619	199
83, 892, 9	<b>Social and other services .....</b>	††	††	††	††	28	2 649	1 205	260	131
83	Social services .....	**	**	**	**	22	1 593	634	138	99
835	Child day care services .....	**	**	**	**	12	531	272	59	48
832, 3, 6, 9	Other social services .....	**	**	**	**	10	1 062	362	79	51
892, 9	Other services .....	**	**	**	**	6	1 056	571	122	32



**Table 4a. Summary Statistics for Firms Subject to Federal Income Tax for Standard Metropolitan Statistical Areas: 1982—Con.**

[For meaning of abbreviations and symbols, see introductory text. For explanation of terms and comparability of 1977 and 1982 censuses, see appendix A. For definitions of SMSA's, see appendix D]

SIC code	Geographic area and kind of business or operation	All establishments				Establishments with payroll				Paid employees for pay period including March 12 (number)
		Number	Receipts (\$1,000)	Unincorporated businesses or operations		Number	Receipts (\$1,000)	Annual payroll (\$1,000)	First quarter payroll (\$1,000)	
				Individual proprietorships (number)	Partnerships (number)					
<b>LONG BRANCH-ASBURY PARK SMSA</b>										
	<b>Total</b> .....	††	††	††	††	3 371	847 782	324 101	73 446	22 295
<b>70</b>	<b>Hotels, motels, and other lodging places</b> .....	††	††	††	††	107	28 548	6 964	1 172	763
7011	Hotels, motor hotels, and motels.....	††	††	††	††	90	27 594	6 726	1 113	721
7011 pt.	Hotels.....	††	††	††	††	39	17 715	4 335	679	461
7011 pt.	Hotels, 25 guestrooms or more.....	**	**	**	**	31	17 123	4 244	669	447
7011 pt.	Hotels, less than 25 guestrooms.....	**	**	**	**	8	592	91	10	14
7011 pt.	Motels, motor hotels, and tourist courts.....	††	††	††	††	51	9 879	2 391	434	260
7011 pt.	Motels, tourist courts.....	**	**	**	**	47	9 365	2 240	419	250
7011 pt.	Motor hotels.....	**	**	**	**	4	514	151	15	10
702, 3, 4	Other lodging places.....	††	††	††	††	17	954	238	59	42
703	Trailer parks and camps.....	††	††	††	††	2	(D)	(D)	(D)	(D)
702, 4	Rooming, boarding, and membership lodging.....	††	††	††	††	15	(D)	(D)	(D)	(D)
<b>72</b>	<b>Personal services</b> .....	††	††	††	††	462	55 536	18 034	4 101	2 291
721	Laundry, cleaning, and garment services.....	††	††	††	††	128	22 590	7 512	1 756	859
7215	Coin-operated laundries and dry cleaning.....	††	††	††	††	28	2 311	387	84	79
721 ex.	Other laundry, cleaning, and garment services.....	††	††	††	††	100	20 279	7 125	1 672	780
7215	Power laundries, family and commercial*.....	**	**	**	**	5	2 748	1 300	292	132
7216	Dry-cleaning plants, except rug cleaning*.....	**	**	**	**	71	8 321	2 600	612	354
Other 721	Laundry and cleaning services, n.e.c.*.....	**	**	**	**	24	9 210	3 225	768	294
7212	Garment pressing and agents for laundries and dry cleaners.....	**	**	**	**	5	323	55	23	11
7213	Linen supply*.....	**	**	**	**	3	(D)	(D)	(D)	(D)
7217	Carpet and upholstery cleaning.....	**	**	**	**	11	1 068	338	73	35
7218	Industrial laundries*.....	**	**	**	**	2	(D)	(D)	(D)	(D)
7214, 9	Other laundry, garment services, including diaper*.....	**	**	**	**	3	88	39	10	6
722	Photographic studios, portrait.....	††	††	††	††	10	5 735	895	209	104
723, 4	Beauty and barber shops.....	††	††	††	††	244	13 493	5 874	1 300	890
723	Beauty shops.....	††	††	††	††	220	12 696	5 536	1 218	844
724	Barber shops.....	††	††	††	††	24	797	338	82	46
725	Shoe repair, shoe shine, and hat-cleaning shops.....	††	††	††	††	4	92	31	6	4
726	Funeral service and crematories.....	††	††	††	††	36	8 333	2 039	487	118
729	Miscellaneous personal services.....	††	††	††	††	40	5 293	1 683	343	286
<b>73</b>	<b>Business services</b> .....	††	††	††	††	599	219 268	87 079	20 024	5 673
731	Advertising.....	††	††	††	††	38	11 292	2 937	702	164
7311	Advertising agencies.....	††	††	††	††	25	7 424	1 951	483	104
7312	Outdoor advertising services.....	**	**	**	**	2	(D)	(D)	(D)	(D)
7313	Radio, TV, publishers' advertising representatives.....	**	**	**	**	4	(D)	(D)	(D)	(D)
7319	Advertising, n.e.c.....	**	**	**	**	7	(D)	(D)	(D)	(D)
734	Services to dwellings and other buildings.....	††	††	††	††	88	18 280	11 069	2 328	1 312
7341	Window cleaning.....	**	**	**	**	3	(D)	(D)	(D)	(D)
7342	Disinfecting and exterminating services.....	**	**	**	**	13	3 389	1 225	232	75
7349	Cleaning and maintenance services, n.e.c.....	**	**	**	**	72	(D)	(D)	(D)	(D)
737	Computer and data processing services.....	††	††	††	††	105	110 647	39 926	9 328	1 658
7372	Computer programming and other software services.....	**	**	**	**	58	74 829	28 969	6 658	973
7374	Data processing services.....	**	**	**	**	16	12 249	4 332	1 112	411
7379	Computer related services, n.e.c.....	**	**	**	**	31	23 569	6 625	1 558	274
7392	Management, consulting, and public relations services.....	††	††	††	††	128	21 081	8 562	2 248	460
7394	Equipment rental and leasing services.....	††	††	††	††	25	4 833	1 111	248	82
Other 73	Other business services.....	††	††	††	††	215	53 135	23 474	5 170	1 997
732	Credit reporting, collection agencies.....	**	**	**	**	15	6 258	2 035	548	158
7331	Direct mail advertising services.....	**	**	**	**	4	(D)	(D)	(D)	(D)
7332	Blueprinting and photocopying services.....	**	**	**	**	5	779	226	48	24
7333	Commercial photography, art, and graphics.....	**	**	**	**	21	4 085	1 134	263	81
7339	Stenographic services; and reproduction services, n.e.c.....	**	**	**	**	5	900	123	27	14
736	Personnel supply services.....	**	**	**	**	37	13 142	8 305	1 777	809
7361	Employment agencies.....	**	**	**	**	27	(D)	(D)	(D)	(D)
7362	Help supply services.....	**	**	**	**	9	9 490	6 556	1 390	629
7369	Facilities management services.....	**	**	**	**	1	(D)	(D)	(D)	(D)
7391	Research and development laboratories.....	**	**	**	**	3	(D)	(D)	(D)	(D)
7397	Testing laboratories and facilities.....	**	**	**	**	3	(D)	(D)	(D)	(D)
7393	Detective agencies and protective services.....	**	**	**	**	22	5 079	2 677	413	257
7395	Photofinishing laboratories*.....	**	**	**	**	5	(D)	(D)	(D)	(D)
7399 pt.	Sign painting shops.....	**	**	**	**	6	484	180	45	24
7399 pt.	Interior designing.....	**	**	**	**	12	3 715	1 251	237	70
7399 pt.	Telephone answering services.....	**	**	**	**	11	2 048	1 058	342	136
735, 7396, 7399 pt.	Other business services, n.e.c.....	**	**	**	**	66	12 250	4 800	1 118	346

**Table 4a. Summary Statistics for Firms Subject to Federal Income Tax for Standard Metropolitan Statistical Areas: 1982—Con.**

[For meaning of abbreviations and symbols, see introductory text. For explanation of terms and comparability of 1977 and 1982 censuses, see appendix A. For definitions of SMSA's, see appendix D.]

SIC code	Geographic area and kind of business or operation	All establishments				Establishments with payroll				
		Number	Receipts (\$1,000)	Unincorporated businesses or operations		Number	Receipts (\$1,000)	Annual payroll (\$1,000)	First quarter payroll (\$1,000)	Paid employees for pay period including March 12 (number)
				Individual proprietorships (number)	Partnerships (number)					
<b>LONG BRANCH-ASBURY PARK SMSA—Con.</b>										
75	Automotive repair, services, and garages.....	††	††	††	††	254	54 050	13 190	2 871	1 076
751	Automotive rental and leasing, without drivers.....	††	††	††	††	24	9 907	1 465	308	106
752	Automobile parking.....	††	††	††	††	4	150	45	10	4
7523	Parking lots.....	††	††	††	††	4	150	45	10	4
7525	Parking structures.....	..	..	..	..	-	-	-	-	-
753	Automotive repair shops.....	††	††	††	††	197	40 656	10 555	2 289	759
7538	General automotive repair shops.....	††	††	††	††	82	15 682	4 089	902	299
7538 pt.	General automotive repair shops, except diesel.....	..	..	..	..	75	12 247	3 053	705	246
7538 pt.	Diesel repair shops.....	..	..	..	..	7	3 435	1 036	197	53
7531	Top and body repair shops.....	††	††	††	††	68	14 803	4 112	864	284
7534, 5, 9	Other automotive repair shops.....	††	††	††	††	47	10 171	2 354	523	176
7534	Tire retreading and repair shops.....	..	..	..	..	5	(D)	(D)	(D)	(D)
7535	Paint shops.....	..	..	..	..	5	1 851	600	118	40
7539 pt.	Auto electrical and fuel system services.....	..	..	..	..	4	473	132	32	10
7539 pt.	Radiator repair.....	..	..	..	..	6	799	217	45	17
7539 pt.	Glass replacement and repair.....	..	..	..	..	3	(D)	(D)	(D)	(D)
7539 pt.	Brake, front end, and wheel alignment.....	..	..	..	..	2	(D)	(D)	(D)	(D)
7539 pt.	Exhaust system services (muffler shops).....	..	..	..	..	9	1 623	375	87	27
7539 pt.	Transmission repair shops.....	..	..	..	..	11	1 674	391	87	37
7539 pt.	Other automotive repair shops, n.e.c.....	..	..	..	..	2	(D)	(D)	(D)	(D)
754	Automotive services, except repair.....	††	††	††	††	29	3 337	1 125	264	207
7542	Car washes.....	..	..	..	..	22	2 764	1 005	239	192
7549	Other automotive services.....	..	..	..	..	7	573	120	25	15
76	Miscellaneous repair services.....	††	††	††	††	138	36 200	12 227	2 860	700
762	Electrical and electronic repair shops.....	††	††	††	††	49	19 348	7 380	1 617	353
7622	Radio and TV repair shops.....	††	††	††	††	23	4 692	1 247	304	97
7623, 9	Other electrical and electronic repair shops.....	††	††	††	††	26	14 656	6 133	1 313	256
7623	Refrigeration and air-conditioning repair shops.....	..	..	..	..	6	960	306	55	25
7629	Electrical and electronic repair shops, n.e.c.....	..	..	..	..	20	13 696	5 827	1 258	231
764	Reupholstery and furniture repair.....	††	††	††	††	12	722	200	47	27
763, 9	Other repair shops and related services.....	††	††	††	††	77	16 130	4 647	1 196	320
763	Watch, clock, and jewelry repair.....	..	..	..	..	3	280	95	23	14
769	Miscellaneous repair and related services.....	..	..	..	..	74	15 850	4 552	1 173	306
7692	Welding repair.....	..	..	..	..	5	790	271	41	15
7694	Armature rewinding shops.....	..	..	..	..	5	565	152	37	17
7699	Repair shops and related services, n.e.c.....	..	..	..	..	64	14 495	4 129	1 095	274
78, 79	Amusement and recreation services, including motion pictures.....	††	††	††	††	241	86 768	26 261	4 367	2 087
781, 2	Motion picture production, distribution, and services.....	††	††	††	††	1	(D)	(D)	(D)	(D)
783	Motion picture theaters.....	††	††	††	††	17	6 874	1 095	235	214
7832	Motion picture theaters, except drive-in.....	..	..	..	..	16	(D)	(D)	(D)	(D)
7833	Drive-in motion picture theaters.....	..	..	..	..	1	(D)	(D)	(D)	(D)
792	Producers, orchestras, and entertainers.....	††	††	††	††	19	4 172	1 555	581	126
7922	Theatrical producers (except motion picture) and miscellaneous theatrical services.....	..	..	..	..	5	1 516	580	123	83
7929	Bands, orchestras, actors, and other entertainers and entertainment groups.....	..	..	..	..	14	2 656	975	458	43
793	Bowling alleys and billiards and pool establishments.....	††	††	††	††	13	(D)	(D)	(D)	(D)
7932	Billiard and pool establishments.....	††	††	††	††	-	-	-	-	-
7933	Bowling alleys.....	††	††	††	††	13	(D)	(D)	(D)	(D)
79 ex. 792, 3	Commercial sports and other amusement and recreation services.....	††	††	††	††	191	71 606	22 412	3 287	1 610
794	Commercial sports.....	††	††	††	††	31	32 884	13 183	1 759	526
7941	Professional sports clubs, managers, promoters.....	††	††	††	††	1	(D)	(D)	(D)	(D)
7948	Racing, including track operation.....	††	††	††	††	30	(D)	(D)	(D)	(D)
79 ex. 792, 3, 4	Other amusement and recreation services.....	††	††	††	††	160	38 722	9 229	1 528	1 084
791	Dance halls, studios, and schools.....	..	..	..	..	13	1 013	339	69	50
7992	Public golf courses.....	..	..	..	..	3	(D)	(D)	(D)	(D)
7993	Coin-operated amusement device operators.....	..	..	..	..	20	6 722	1 354	198	148
7996	Amusement parks.....	..	..	..	..	2	(D)	(D)	(D)	(D)
7997	Membership sports and recreation clubs.....	..	..	..	..	35	10 233	2 884	503	343
7999	Amusement and recreation services, n.e.c.....	..	..	..	..	87	18 973	4 129	672	502
7999 pt.	Concession operators of amusement devices, rides.....	..	..	..	..	9	(D)	(D)	(D)	(D)
7999 pt.	Carnivals, circuses, and fairs.....	..	..	..	..	2	(D)	(D)	(D)	(D)
7999 pt.	Other commercial recreation and amusements.....	..	..	..	..	76	11 314	2 437	395	331

**Table 4a. Summary Statistics for Firms Subject to Federal Income Tax for Standard Metropolitan Statistical Areas: 1982—Con.**

[For meaning of abbreviations and symbols, see introductory text. For explanation of terms and comparability of 1977 and 1982 censuses, see appendix A. For definitions of SMSA's, see appendix D.]

SIC code	Geographic area and kind of business or operation	All establishments				Establishments with payroll				
		Number	Receipts (\$1,000)	Unincorporated businesses or operations		Number	Receipts (\$1,000)	Annual payroll (\$1,000)	First quarter payroll (\$1,000)	Paid employees for pay period including March 12 (number)
				Individual proprietorships (number)	Partnerships (number)					
<b>LONG BRANCH-ASBURY PARK SMSA—Con.</b>										
80, ex. 806	Health services, except hospitals .....	††	††	††	††	951	227 669	102 131	24 159	6 324
801	Offices of physicians .....	††	††	††	††	499	117 980	56 204	13 367	2 070
802	Offices of dentists .....	††	††	††	††	268	45 012	17 078	4 259	1 149
803	Offices of osteopathic physicians .....	††	††	††	††	4	490	217	53	15
8041	Offices of chiropractors .....	††	††	††	††	35	2 790	829	184	81
8042	Offices of optometrists .....	††	††	††	††	34	3 255	607	147	81
805	Nursing and personal care facilities .....	††	††	††	††	31	47 143	22 990	5 221	2 641
8049, 807, 8, 9	Other health services .....	††	††	††	††	80	10 999	4 206	928	287
807	Medical and dental laboratories .....	††	††	††	††	29	4 441	1 830	450	130
8071	Medical laboratories .....	††	††	††	††	11	1 982	769	184	52
8072	Dental laboratories .....	††	††	††	††	18	2 459	1 061	266	78
8049, 808, 9	Other health services, n.e.c. ....	††	††	††	††	51	6 558	2 376	478	157
81	Legal services .....	††	††	††	††	306	68 884	26 183	6 624	1 448
823, 4, 9	Selected educational services .....	††	††	††	††	19	3 544	1 041	234	116
823	Libraries and information centers .....	**	**	**	**	-	-	-	-	-
824	Correspondence schools and vocational schools .....	**	**	**	**	4	794	299	73	23
829	Schools and educational services, n.e.c. ....	**	**	**	**	15	2 750	742	161	93
891	Engineering, architectural, and surveying services .....	††	††	††	††	110	40 772	21 128	4 777	1 025
891 pt.	Architectural services .....	**	**	**	**	28	6 383	2 561	598	138
891 pt.	Engineering services .....	**	**	**	**	69	33 590	18 201	4 097	854
891 pt.	Surveying services .....	**	**	**	**	13	799	366	82	33
893	Accounting, auditing, and bookkeeping services .....	††	††	††	††	110	17 726	6 410	1 420	366
83, 892, 9	Social and other services .....	††	††	††	††	74	8 817	3 453	837	456
83	Social services .....	**	**	**	**	61	7 856	3 089	773	434
835	Child day care services .....	**	**	**	**	32	3 274	1 336	307	236
832, 3, 6, 9	Other social services .....	**	**	**	**	29	4 582	1 753	466	198
892, 9	Other services .....	**	**	**	**	13	961	364	64	22
<b>NEW BRUNSWICK-PERTH AMBOY-SAYREVILLE SMSA</b>										
	Total .....	††	††	††	††	3 203	1 028 994	393 296	93 119	28 122
70	Hotels, motels, and other lodging places .....	††	††	††	††	44	38 593	10 867	2 488	1 287
7011	Hotels, motor hotels, and motels .....	††	††	††	††	38	38 154	10 751	2 466	1 271
7011 pt.	Hotels .....	††	††	††	††	14	22 765	6 814	1 548	768
7011 pt.	Hotels, 25 guestrooms or more .....	††	††	††	††	9	22 166	6 716	1 525	752
7011 pt.	Hotels, less than 25 guestrooms .....	**	**	**	**	5	599	98	23	16
7011 pt.	Motels, motor hotels, and tourist courts .....	††	††	††	††	24	15 389	3 937	918	503
7011 pt.	Motels, tourist courts .....	**	**	**	**	22	(D)	(D)	(D)	(D)
7011 pt.	Motor hotels .....	**	**	**	**	2	(D)	(D)	(D)	(D)
702, 3, 4	Other lodging places .....	††	††	††	††	6	439	116	22	16
703	Trailer parks and camps .....	††	††	††	††	-	(D)	(D)	(D)	(D)
702, 4	Rooming, boarding, and membership lodging .....	††	††	††	††	6	(D)	(D)	(D)	(D)
72	Personal services .....	††	††	††	††	454	59 255	19 209	4 332	2 329
721	Laundry, cleaning, and garment services .....	††	††	††	††	107	16 495	5 150	1 142	584
7215	Coin-operated laundries and dry cleaning .....	††	††	††	††	21	1 949	471	110	87
721 ex. 7215	Other laundry, cleaning, and garment services .....	††	††	††	††	86	14 546	4 679	1 032	497
7211	Power laundries, family and commercial* .....	**	**	**	**	3	161	48	21	18
7216	Dry-cleaning plants, except rug cleaning* .....	**	**	**	**	62	7 229	2 186	519	337
Other 721	Laundry and cleaning services, n.e.c.* .....	**	**	**	**	21	7 156	2 445	492	142
7212	Garment pressing and agents for laundries and dry cleaners .....	**	**	**	**	4	205	56	11	9
7213	Linen supply* .....	**	**	**	**	-	-	-	-	-
7217	Carpet and upholstery cleaning .....	**	**	**	**	13	(D)	(D)	(D)	(D)
7218	Industrial launderers* .....	**	**	**	**	1	(D)	(D)	(D)	(D)
7214, 9	Other laundry, garment services, including diaper* .....	**	**	**	**	3	(D)	(D)	(D)	(D)
722	Photographic studios, portrait .....	††	††	††	††	14	9 006	3 370	506	198
723, 4	Beauty and barber shops .....	††	††	††	††	242	13 867	5 708	1 300	857
723	Beauty shops .....	††	††	††	††	210	12 721	5 329	1 203	798
724	Barber shops .....	††	††	††	††	32	1 146	379	97	59
725	Shoe repair, shoe shine, and hat-cleaning shops .....	††	††	††	††	6	338	93	23	12
726	Funeral service and crematories .....	††	††	††	††	44	10 512	2 328	811	123
729	Miscellaneous personal services .....	††	††	††	††	41	9 037	2 560	550	555

**Table 4a. Summary Statistics for Firms Subject to Federal Income Tax for Standard Metropolitan Statistical Areas: 1982—Con.**

[For meaning of abbreviations and symbols, see introductory text. For explanation of terms and comparability of 1977 and 1982 censuses, see appendix A. For definitions of SMSA's, see appendix D.]

SIC code	Geographic area and kind of business or operation	All establishments				Establishments with payroll				Paid employees for pay period including March 12 (number)
		Number	Receipts (\$1,000)	Unincorporated businesses or operations		Number	Receipts (\$1,000)	Annual payroll (\$1,000)	First quarter payroll (\$1,000)	
				Individual proprietorships (number)	Partnerships (number)					
	<b>NEW BRUNSWICK-PERTH AMBOY-SAYREVILLE SMSA—Con.</b>									
<b>73</b>	<b>Business services</b> -----	††	††	††	††	683	333 145	138 773	32 877	11 916
731	Advertising -----	††	††	††	††	24	15 277	4 577	1 155	139
7311	Advertising agencies -----	††	††	††	††	19	13 716	4 150	1 056	121
7312	Outdoor advertising services -----	..	..	..	..	-	-	-	-	-
7313	Radio, TV, publishers' advertising representatives -----	..	..	..	..	3	(D)	(D)	(D)	(D)
7319	Advertising, n.e.c. -----	..	..	..	..	2	(D)	(D)	(D)	(D)
734	Services to dwellings and other buildings -----	††	††	††	††	100	16 349	7 240	1 901	984
7341	Window cleaning -----	..	..	..	..	7	534	86	11	8
7342	Disinfecting and exterminating services -----	..	..	..	..	16	2 086	775	175	62
7349	Cleaning and maintenance services, n.e.c. -----	..	..	..	..	77	13 729	6 379	1 715	914
737	Computer and data processing services -----	††	††	††	††	99	78 134	27 562	6 480	1 206
7372	Computer programming and other software services -----	..	..	..	..	47	32 243	13 757	3 354	463
7374	Data processing services -----	..	..	..	..	22	26 484	9 912	2 243	577
7379	Computer related services, n.e.c. -----	..	..	..	..	30	19 407	3 893	883	166
7392	Management, consulting, and public relations services -----	††	††	††	††	116	43 579	16 061	3 713	994
7394	Equipment rental and leasing services -----	††	††	††	††	43	24 179	5 932	1 378	306
Other 73	Other business services -----	††	††	††	††	301	155 627	77 401	18 250	8 287
732	Credit reporting, collection agencies -----	..	..	..	..	17	6 887	3 045	711	212
7331	Direct mail advertising services -----	..	..	..	..	3	(D)	(D)	(D)	(D)
7332	Blueprinting and photocopying services -----	..	..	..	..	8	1 838	455	125	32
7333	Commercial photography, art, and graphics -----	..	..	..	..	28	6 568	1 791	495	97
7339	Stenographic services; and reproduction services, n.e.c. -----	..	..	..	..	8	2 819	909	322	53
736	Personnel supply services -----	..	..	..	..	80	46 771	30 325	7 012	4 512
7361	Employment agencies -----	..	..	..	..	50	(D)	(D)	(D)	(D)
7362	Help supply services -----	..	..	..	..	29	32 233	21 354	5 035	3 750
7369	Facilities management services -----	..	..	..	..	1	(D)	(D)	(D)	(D)
7391	Research and development laboratories -----	..	..	..	..	10	5 900	2 191	564	92
7397	Testing laboratories and facilities -----	..	..	..	..	16	14 477	6 880	1 396	295
7393	Detective agencies and protective services -----	..	..	..	..	31	23 965	13 866	3 164	1 570
7395	Photofinishing laboratories* -----	..	..	..	..	2	(D)	(D)	(D)	(D)
7399 pt.	Sign painting shops -----	..	..	..	..	4	(D)	(D)	(D)	(D)
7399 pt.	Interior designing -----	..	..	..	..	8	1 703	179	29	12
7399 pt.	Telephone answering services -----	..	..	..	..	8	2 154	943	197	132
735, 7396, 7399 pt.	Other business services, n.e.c. -----	..	..	..	..	78	39 436	16 194	4 101	1 227
<b>75</b>	<b>Automotive repair, services, and garages</b> -----	††	††	††	††	346	104 593	22 752	5 620	1 571
751	Automotive rental and leasing, without drivers -----	††	††	††	††	44	55 466	8 765	2 358	442
752	Automobile parking -----	††	††	††	††	4	180	19	3	3
7523	Parking lots -----	..	..	..	..	4	180	19	3	3
7525	Parking structures -----	..	..	..	..	-	-	-	-	-
753	Automotive repair shops -----	††	††	††	††	255	43 561	12 357	2 863	903
7538	General automotive repair shops -----	††	††	††	††	104	13 577	3 440	800	278
7538 pt.	General automotive repair shops, except diesel -----	..	..	..	..	93	10 282	2 644	621	223
7538 pt.	Diesel repair shops -----	..	..	..	..	11	3 295	796	179	55
7531	Top and body repair shops -----	††	††	††	††	85	16 083	4 675	1 108	353
7534, 5, 9	Other automotive repair shops -----	††	††	††	††	66	13 901	4 242	955	272
7534	Tire retreading and repair shops -----	..	..	..	..	4	1 758	607	124	32
7535	Paint shops -----	..	..	..	..	6	1 310	403	101	33
7539 pt.	Auto electrical and fuel system services -----	..	..	..	..	6	1 024	315	72	23
7539 pt.	Radiator repair -----	..	..	..	..	4	(D)	(D)	(D)	(D)
7539 pt.	Glass replacement and repair -----	..	..	..	..	6	1 082	329	76	22
7539 pt.	Brake, front end, and wheel alignment -----	..	..	..	..	6	1 237	233	49	17
7539 pt.	Exhaust system services (muffler shops) -----	..	..	..	..	11	1 930	470	90	35
7539 pt.	Transmission repair shops -----	..	..	..	..	19	2 839	931	214	59
7539 pt.	Other automotive repair shops, n.e.c. -----	..	..	..	..	4	(D)	(D)	(D)	(D)
754	Automotive services, except repair -----	††	††	††	††	43	5 386	1 611	396	223
7542	Car washes -----	..	..	..	..	33	3 683	1 166	297	189
7549	Other automotive services -----	..	..	..	..	10	1 703	445	99	34
<b>76</b>	<b>Miscellaneous repair services</b> -----	††	††	††	††	146	43 929	14 800	3 382	875
762	Electrical and electronic repair shops -----	††	††	††	††	43	13 582	4 526	986	274
7622	Radio and TV repair shops -----	..	..	..	..	24	8 285	2 516	613	172
7623, 9	Other electrical and electronic repair shops -----	..	..	..	..	19	5 297	2 010	373	102
7623	Refrigeration and air-conditioning repair shops -----	..	..	..	..	7	1 205	330	81	23
7629	Electrical and electronic repair shops, n.e.c. -----	..	..	..	..	12	4 092	1 680	292	79
764	Reupholstery and furniture repair -----	††	††	††	††	10	594	211	47	22
763, 9	Other repair shops and related services -----	††	††	††	††	93	29 753	10 063	2 349	579
763	Watch, clock, and jewelry repair -----	..	..	..	..	3	202	115	30	8
769	Miscellaneous repair and related services -----	..	..	..	..	90	29 551	9 948	2 319	571
7692	Welding repair -----	..	..	..	..	7	2 384	929	219	40
7694	Armature rewinding shops -----	..	..	..	..	10	3 743	1 208	284	71
7699	Repair shops and related services, n.e.c. -----	..	..	..	..	73	23 424	7 811	1 816	460

**Table 4a. Summary Statistics for Firms Subject to Federal Income Tax for Standard Metropolitan Statistical Areas: 1982—Con.**

[For meaning of abbreviations and symbols, see introductory text. For explanation of terms and comparability of 1977 and 1982 censuses, see appendix A. For definitions of SMSA's, see appendix D.]

SIC code	Geographic area and kind of business or operation	All establishments				Establishments with payroll				
		Number	Receipts (\$1,000)	Unincorporated businesses or operations		Number	Receipts (\$1,000)	Annual payroll (\$1,000)	First quarter payroll (\$1,000)	Paid employees for pay period including March 12 (number)
				Individual proprietorships (number)	Partnerships (number)					
	<b>NEW BRUNSWICK-PERTH AMBOY-SAYREVILLE SMSA—Con.</b>									
78, 79	<b>Amusement and recreation services, including motion pictures...</b>	††	††	††	††	122	42 955	10 010	2 075	1 133
781, 2	Motion picture production, distribution, and services .....	††	††	††	††	7	453	143	42	17
783	Motion picture theaters .....	††	††	††	††	18	12 655	1 933	437	241
7832	Motion picture theaters, except drive-in .....	**	**	**	**	14	(D)	(D)	(D)	(D)
7833	Drive-in motion picture theaters .....	**	**	**	**	4	(D)	(D)	(D)	(D)
792	Producers, orchestras, and entertainers .....	††	††	††	††	6	1 034	146	28	22
7922	Theatrical producers (except motion picture) and miscellaneous theatrical services .....	**	**	**	**	1	(D)	(D)	(D)	(D)
7929	Bands, orchestras, actors, and other entertainers and entertainment groups .....	**	**	**	**	5	(D)	(D)	(D)	(D)
793	Bowling alleys and billiards and pool establishments .....	††	††	††	††	9	4 263	1 399	319	183
7932	Billiard and pool establishments .....	††	††	††	††	1	(D)	(D)	(D)	(D)
7933	Bowling alleys .....	††	††	††	††	8	(D)	(D)	(D)	(D)
79 ex. 792, 3	<b>Commercial sports and other amusement and recreation services ..</b>	††	††	††	††	82	24 550	6 389	1 249	670
794	Commercial sports .....	††	††	††	††	1	(D)	(D)	(D)	(D)
7941	Professional sports clubs, managers, promoters .....	††	††	††	††	-	-	-	-	-
7948	Racing, including track operation .....	††	††	††	††	1	(D)	(D)	(D)	(D)
79 ex. 792, 3, 4	<b>Other amusement and recreation services .....</b>	††	††	††	††	81	(D)	(D)	(D)	(D)
791	Dance halls, studios, and schools .....	**	**	**	**	18	872	324	80	60
7992	Public golf courses .....	**	**	**	**	1	(D)	(D)	(D)	(D)
7993	Coin-operated amusement device operators .....	**	**	**	**	13	6 995	1 063	209	106
7996	Amusement parks .....	**	**	**	**	1	(D)	(D)	(D)	(D)
7997	Membership sports and recreation clubs .....	**	**	**	**	17	8 321	3 256	660	315
7999	Amusement and recreation services, n.e.c. ....	**	**	**	**	31	(D)	(D)	(D)	(D)
7999 pt.	Concession operators of amusement devices, rides .....	**	**	**	**	1	(D)	(D)	(D)	(D)
7999 pt.	Carnivals, circuses, and fairs .....	**	**	**	**	-	-	-	-	-
7999 pt.	Other commercial recreation and amusements .....	**	**	**	**	30	(D)	(D)	(D)	(D)
80, ex. 806	<b>Health services, except hospitals .....</b>	††	††	††	††	818	212 097	91 158	21 726	4 944
801	Offices of physicians .....	††	††	††	††	405	102 320	49 915	12 218	1 755
802	Offices of dentists .....	††	††	††	††	255	55 093	19 813	4 689	1 295
803	Offices of osteopathic physicians .....	††	††	††	††	13	2 852	1 466	327	68
8041	Offices of chiropractors .....	††	††	††	††	23	4 527	1 570	302	98
8042	Offices of optometrists .....	††	††	††	††	34	3 558	776	195	86
805	Nursing and personal care facilities .....	††	††	††	††	11	25 718	10 445	2 418	1 110
8049, 807, 8, 9	<b>Other health services .....</b>	††	††	††	††	77	18 029	7 173	1 577	532
807	Medical and dental laboratories .....	††	††	††	††	26	5 474	2 233	498	151
8071	Medical laboratories .....	††	††	††	††	12	2 442	970	198	74
8072	Dental laboratories .....	††	††	††	††	14	3 032	1 263	300	77
8049, 808, 9	Other health services, n.e.c. ....	††	††	††	††	51	12 555	4 940	1 079	381
81	<b>Legal services .....</b>	††	††	††	††	295	78 254	30 804	7 899	1 382
823, 4, 9	<b>Selected educational services .....</b>	††	††	††	††	26	21 801	8 763	1 874	452
823	Libraries and information centers .....	**	**	**	**	-	-	-	-	-
824	Correspondence schools and vocational schools .....	**	**	**	**	11	5 240	1 713	403	126
829	Schools and educational services, n.e.c. ....	**	**	**	**	15	16 561	7 050	1 471	326
891	<b>Engineering, architectural, and surveying services .....</b>	††	††	††	††	110	61 705	32 387	7 611	1 248
891 pt.	Architectural services .....	**	**	**	**	22	7 960	2 761	639	116
891 pt.	Engineering services .....	**	**	**	**	78	52 264	28 852	6 823	1 088
891 pt.	Surveying services .....	**	**	**	**	10	1 481	774	149	44
893	<b>Accounting, auditing, and bookkeeping services .....</b>	††	††	††	††	109	26 741	11 450	2 693	616
83, 892, 9	<b>Social and other services .....</b>	††	††	††	††	50	5 926	2 323	542	369
83	Social services .....	**	**	**	**	43	4 982	1 939	440	346
835	Child day care services .....	**	**	**	**	30	2 933	1 311	315	283
832, 3, 6, 9	Other social services .....	**	**	**	**	13	2 049	628	125	63
892, 9	Other services .....	**	**	**	**	7	944	384	102	23

Table 4a. **Summary Statistics for Firms Subject to Federal Income Tax for Standard Metropolitan Statistical Areas: 1982—Con.**

[For meaning of abbreviations and symbols, see introductory text. For explanation of terms and comparability of 1977 and 1982 censuses, see appendix A. For definitions of SMSA's, see appendix D]

SIC code	Geographic area and kind of business or operation	All establishments				Establishments with payroll				
		Number	Receipts (\$1,000)	Unincorporated businesses or operations		Number	Receipts (\$1,000)	Annual payroll (\$1,000)	First quarter payroll (\$1,000)	Paid employees for pay period including March 12 (number)
				Individual proprietorships (number)	Partnerships (number)					
<b>NEW YORK, N.Y.-N.J., SMSA</b>										
	<b>Total</b> .....	††	††	††	††	61 057	32 707 518	11 832 446	2 843 059	669 231
<b>70</b>	<b>Hotels, motels, and other lodging places</b> .....	††	††	††	††	585	1 420 769	414 568	97 130	32 876
7011	Hotels, motor hotels, and motels.....	††	††	††	††	419	1 379 514	403 439	94 608	31 889
7011 pt.	Hotels.....	††	††	††	††	235	1 258 777	371 396	87 570	28 574
7011 pt.	Hotels, 25 guestrooms or more.....	††	††	††	††	196	1 253 787	370 103	87 253	28 399
7011 pt.	Hotels, less than 25 guestrooms.....	††	††	††	††	39	4 990	1 293	317	175
7011 pt.	Motels, motor hotels, and tourist courts.....	††	††	††	††	184	120 737	32 043	7 038	3 315
7011 pt.	Motels, tourist courts.....	††	††	††	††	148	71 038	17 369	3 771	1 937
7011 pt.	Motor hotels.....	††	††	††	††	36	49 699	14 674	3 267	1 378
702, 3, 4	Other lodging places.....	††	††	††	††	166	41 255	11 129	2 522	987
703	Travelling parks and camps.....	††	††	††	††	48	13 445	3 216	550	164
7032	Sporting and recreational camps.....	††	††	††	††	42	12 317	2 959	493	146
7033	Travelling parks and camp sites for transients.....	††	††	††	††	6	1 128	257	57	18
702, 4	Rooming, boarding, and membership lodging.....	††	††	††	††	118	27 810	7 913	1 972	823
702	Rooming and boarding houses.....	††	††	††	††	107	22 082	6 163	1 530	685
704	Organization hotels and lodging houses, on membership basis.....	††	††	††	††	11	5 728	1 750	442	138
<b>72</b>	<b>Personal services</b> .....	††	††	††	††	7 561	1 175 123	388 198	93 982	42 694
721	Laundry, cleaning, and garment services.....	††	††	††	††	2 626	467 563	162 116	38 736	16 080
7215	Coin-operated laundries and dry cleaning.....	††	††	††	††	481	35 518	7 766	1 812	995
7215 pt.	Coin-operated laundries and dry-cleaning stores.....	††	††	††	††	416	26 035	5 711	1 331	818
7215 pt.	Coin-operated laundry machine routes.....	††	††	††	††	65	9 483	2 055	481	177
721 ex.	Other laundry, cleaning, and garment services.....	††	††	††	††	2 145	432 045	154 350	36 924	15 085
7215	Power laundries, family and commercial*.....	††	††	††	††	112	39 012	17 730	4 379	1 834
7216	Dry-cleaning plants, except rug cleaning*.....	††	††	††	††	1 366	148 231	55 022	12 913	6 314
Other 721	Laundry and cleaning services, n.e.c.*.....	††	††	††	††	667	244 802	81 598	19 632	6 937
7212	Garment pressing and agents for laundries and dry cleaners.....	††	††	††	††	274	26 440	8 060	1 893	972
7213	Linen supply*.....	††	††	††	††	76	113 639	36 530	8 673	3 016
7217	Carpet and upholstery cleaning.....	††	††	††	††	117	30 514	10 586	2 410	847
7218	Industrial laundries*.....	††	††	††	††	38	46 391	16 526	4 301	1 195
7214, 9	Other laundry, garment services, including diaper*.....	††	††	††	††	162	27 816	9 896	2 355	907
7214	Diaper service*.....	††	††	††	††	3	(D)	(D)	(D)	(D)
7219	Laundry and garment services, n.e.c.*.....	††	††	††	††	159	(D)	(D)	(D)	(D)
722	Photographic studios, portrait.....	††	††	††	††	191	68 864	13 892	3 318	1 332
723, 4	Beauty and barber shops.....	††	††	††	††	3 304	230 554	100 517	24 243	12 662
723	Beauty shops.....	††	††	††	††	2 681	203 732	88 298	21 309	11 050
724	Barber shops.....	††	††	††	††	623	26 822	12 219	2 934	1 612
725	Shoe repair, shoe shine, and hat-cleaning shops.....	††	††	††	††	203	12 873	4 293	1 045	542
726	Funeral service and crematories.....	††	††	††	††	553	182 574	41 638	10 274	2 592
729	Miscellaneous personal services.....	††	††	††	††	684	212 695	65 742	16 366	9 486
729 pt.	Reducing salons and health clubs, except resorts.....	††	††	††	††	145	64 859	19 132	4 194	2 603
729 pt.	Tax preparation services.....	††	††	††	††	116	27 266	7 657	2 781	2 442
729 pt.	Other personal services, n.e.c.*.....	††	††	††	††	423	120 570	38 953	9 391	4 441
<b>73</b>	<b>Business services</b> .....	††	††	††	††	15 590	12 131 400	4 913 591	1 204 654	294 156
731	Advertising.....	††	††	††	††	1 357	2 411 698	1 071 385	278 499	37 014
7311	Advertising agencies.....	††	††	††	††	1 029	1 970 804	896 632	235 868	30 053
7312	Outdoor advertising services.....	††	††	††	††	49	36 841	8 460	1 946	383
7313	Radio, TV, publishers' advertising representatives.....	††	††	††	††	150	241 334	113 388	27 049	3 907
7319	Advertising, n.e.c.*.....	††	††	††	††	129	162 719	52 905	13 636	2 671
734	Services to dwellings and other buildings.....	††	††	††	††	1 097	877 179	554 831	129 128	45 885
7341	Window cleaning.....	††	††	††	††	72	14 626	8 743	1 694	530
7342	Disinfecting and exterminating services.....	††	††	††	††	229	43 239	17 537	3 942	1 202
7349	Cleaning and maintenance services, n.e.c.*.....	††	††	††	††	796	819 314	528 551	123 292	44 153
737	Computer and data processing services.....	††	††	††	††	1 327	1 556 864	488 718	118 275	20 444
7372	Computer programming and other software services.....	††	††	††	††	593	505 083	200 674	48 505	7 052
7374	Data processing services.....	††	††	††	††	360	627 832	196 739	48 395	9 954
7374 pt.	Data processing services, except facilities management.....	††	††	††	††	345	618 186	192 449	47 548	9 774
7374 pt.	Computer facilities management.....	††	††	††	††	15	9 646	4 290	847	180
7379	Computer related services, n.e.c.*.....	††	††	††	††	374	423 949	91 305	21 375	3 438
7392	Management, consulting, and public relations services.....	††	††	††	††	3 588	2 077 873	848 483	205 807	38 153
7392 pt.	Management and administrative services.....	††	††	††	††	405	409 323	182 904	44 880	8 281
7392 pt.	Public relations services.....	††	††	††	††	604	297 940	124 616	30 137	5 188
7392 pt.	Management consulting services.....	††	††	††	††	1 424	704 164	327 370	76 552	13 604
7392 pt.	Economic and sociological research.....	††	††	††	††	527	466 584	136 958	34 974	7 368
7392 pt.	Consulting services, n.e.c.*.....	††	††	††	††	628	199 862	76 635	19 264	3 712
7394	Equipment rental and leasing services.....	††	††	††	††	515	705 606	101 971	24 105	4 948
7394 pt.	Equipment rental.....	††	††	††	††	287	175 861	41 746	9 841	2 299
7394 pt.	Equipment leasing, except finance leasing.....	††	††	††	††	121	466 877	46 478	11 030	2 054
7394 pt.	Leasing and rental of heavy construction equipment without operators.....	††	††	††	††	70	40 227	9 049	2 094	383
7394 pt.	Rental of heavy construction equipment with operators.....	††	††	††	††	37	22 641	4 698	1 140	212

**Table 4a. Summary Statistics for Firms Subject to Federal Income Tax for Standard Metropolitan Statistical Areas: 1982—Con.**

[For meaning of abbreviations and symbols, see introductory text. For explanation of terms and comparability of 1977 and 1982 censuses, see appendix A. For definitions of SMSA's, see appendix D]

SIC code	Geographic area and kind of business or operation	All establishments				Establishments with payroll				
		Number	Receipts (\$1,000)	Unincorporated businesses or operations Individual proprietorships (number)	Partnerships (number)	Number	Receipts (\$1,000)	Annual payroll (\$1,000)	First quarter payroll (\$1,000)	Paid employees for pay period including March 12 (number)
<b>NEW YORK, N.Y.-N.J., SMSA—Con.</b>										
73	<b>Business services—Con.</b>									
Other 73	Other business services .....	††	††	††	††	7 706	4 502 180	1 848 203	448 840	147 712
732	Credit reporting, collection agencies .....	**	**	**	**	204	203 988	70 380	17 676	3 126
732 pt.	Adjustment and collection agencies .....	**	**	**	**	165	52 562	21 819	4 803	1 339
732 pt.	Mercantile reporting agencies .....	**	**	**	**	20	(D)	(D)	(D)	(D)
732 pt.	Consumer credit reporting agencies .....	**	**	**	**	19	(D)	(D)	(D)	(D)
7331	Direct mail advertising services .....	**	**	**	**	254	278 042	91 887	23 645	5 807
7332	Blueprinting and photocopying services .....	**	**	**	**	158	100 249	30 995	7 731	1 898
7333	Commercial photography, art, and graphics .....	**	**	**	**	1 716	674 962	212 239	51 252	9 224
7333 pt.	Commercial photography .....	**	**	**	**	564	187 407	60 198	13 951	3 015
7333 pt.	Commercial art .....	**	**	**	**	409	134 163	42 640	10 049	1 822
7333 pt.	Graphic arts and related design and commercial photography, n.e.c. ....	**	**	**	**	743	353 392	109 401	27 252	4 387
7339	Stenographic services; and reproduction services, n.e.c. ....	**	**	**	**	221	77 232	26 656	6 262	1 914
736	Personnel supply services .....	**	**	**	**	1 310	798 187	500 065	123 913	54 007
7361	Employment agencies .....	**	**	**	**	937	277 088	146 203	37 060	10 429
7362	Help supply services .....	**	**	**	**	360	503 951	343 684	84 719	43 179
7362 pt.	Office help supply services .....	**	**	**	**	178	242 511	174 912	43 877	25 336
7362 pt.	Help supply, except office workers .....	**	**	**	**	182	261 440	168 772	40 842	17 843
7369	Facilities management services .....	**	**	**	**	13	17 148	10 178	2 134	399
7391	Research and development laboratories .....	**	**	**	**	68	38 042	15 165	3 522	596
7397	Testing laboratories and facilities .....	**	**	**	**	83	36 123	15 662	4 072	932
7393	Detective agencies and protective services .....	**	**	**	**	515	455 979	263 011	62 255	27 821
7393 pt.	Detective agencies and guard services .....	**	**	**	**	394	306 530	201 518	47 785	24 384
7393 pt.	Armored car services .....	**	**	**	**	16	45 893	20 603	4 812	1 329
7393 pt.	Burglar and fire alarm systems .....	**	**	**	**	105	103 556	40 890	9 658	2 108
7395	Photofinishing laboratories* .....	**	**	**	**	311	220 326	73 191	17 515	4 789
7399 pt.	Sign painting shops .....	**	**	**	**	62	9 147	3 037	640	207
7399 pt.	Interior designing .....	**	**	**	**	387	159 529	48 546	12 398	2 094
7399 pt.	Telephone answering services .....	**	**	**	**	221	57 079	25 048	6 004	2 530
735, 7396, 7399 pt.	Other business services, n.e.c. ....	**	**	**	**	2 196	1 393 295	472 321	111 955	32 767
735	News syndicates .....	**	**	**	**	65	246 600	65 752	15 470	2 438
7396	Trading stamp services (sales offices) .....	**	**	**	**	1	(D)	(D)	(D)	(D)
7399 pt.	Water softening services .....	**	**	**	**	26	9 547	3 679	1 038	236
7399 pt.	Packaging and labeling services .....	**	**	**	**	109	51 702	21 078	5 033	2 489
7399 pt.	Miscellaneous business services, n.e.c. ....	**	**	**	**	1 995	(D)	(D)	(D)	(D)
75	<b>Automotive repair, services, and garages .....</b>	††	††	††	††	4 380	1 288 800	286 523	67 002	21 466
751	Automotive rental and leasing, without drivers .....	††	††	††	††	353	496 693	70 815	16 993	4 103
7512 pt.	Passenger car rental, without drivers .....	**	**	**	**	157	206 128	33 350	7 615	2 041
7512 pt.	Passenger car leasing, except finance leasing .....	**	**	**	**	65	144 710	10 009	2 446	568
7513 pt.	Truck rental, without drivers .....	**	**	**	**	56	35 999	7 628	1 706	458
7513 pt.	Truck leasing, except finance leasing .....	**	**	**	**	68	103 097	18 792	4 984	953
7519	Utility trailer and recreational vehicle rental .....	**	**	**	**	7	6 759	1 036	242	83
752	Automobile parking .....	††	††	††	††	886	273 724	68 192	15 911	5 359
7523	Parking lots .....	**	**	**	**	345	87 889	18 320	4 202	1 765
7525	Parking structures .....	**	**	**	**	541	185 835	49 872	11 709	3 594
753	Automotive repair shops .....	††	††	††	††	2 825	485 754	137 897	31 676	10 831
7538	General automotive repair shops .....	††	††	††	††	1 281	190 112	51 706	11 960	4 117
7538 pt.	General automotive repair shops, except diesel .....	**	**	**	**	1 242	176 885	47 475	10 954	3 855
7538 pt.	Diesel repair shops .....	**	**	**	**	39	13 227	4 231	1 006	262
7531	Top and body repair shops .....	††	††	††	††	893	153 146	43 993	10 260	3 558
7534, 5, 9	Other automotive repair shops .....	††	††	††	††	651	142 496	42 198	9 456	3 156
7534	Tire retreading and repair shops .....	**	**	**	**	30	8 183	2 228	502	170
7535	Paint shops .....	**	**	**	**	46	12 821	4 372	839	299
7539 pt.	Auto electrical and fuel system services .....	**	**	**	**	51	6 510	2 341	565	200
7539 pt.	Radiator repair .....	**	**	**	**	59	10 513	2 946	653	258
7539 pt.	Glass replacement and repair .....	**	**	**	**	82	20 832	4 811	1 102	387
7539 pt.	Brake, front end, and wheel alignment .....	**	**	**	**	110	25 978	8 359	1 880	584
7539 pt.	Exhaust system services (muffler shops) .....	**	**	**	**	65	18 275	4 701	988	290
7539 pt.	Transmission repair shops .....	**	**	**	**	181	35 708	11 397	2 673	872
7539 pt.	Other automotive repair shops, n.e.c. ....	**	**	**	**	27	3 676	1 043	254	96
754	Automotive services, except repair .....	††	††	††	††	316	32 629	9 619	2 422	1 173
7542	Car washes .....	**	**	**	**	181	18 424	5 715	1 493	788
7549	Other automotive services .....	**	**	**	**	135	14 205	3 904	929	385
76	<b>Miscellaneous repair services .....</b>	††	††	††	††	2 079	598 729	215 299	51 071	13 195
762	Electrical and electronic repair shops .....	††	††	††	††	691	199 519	69 046	16 223	4 197
7622	Radio and TV repair shops .....	††	††	††	††	290	69 560	23 447	5 820	1 683
7623, 9	Other electrical and electronic repair shops .....	††	††	††	††	401	129 959	45 599	10 403	2 514
7623	Refrigeration and air-conditioning repair shops .....	**	**	**	**	176	59 098	21 439	4 707	1 126
7629	Electrical and electronic repair shops, n.e.c. ....	**	**	**	**	225	70 861	24 160	5 696	1 388
764	Reupholstery and furniture repair .....	††	††	††	††	264	41 492	15 871	3 731	1 273

**Table 4a. Summary Statistics for Firms Subject to Federal Income Tax for Standard Metropolitan Statistical Areas: 1982—Con.**

[For meaning of abbreviations and symbols, see introductory text. For explanation of terms and comparability of 1977 and 1982 censuses, see appendix A. For definitions of SMSA's, see appendix D.]

SIC code	Geographic area and kind of business or operation	All establishments				Establishments with payroll				
		Number	Receipts (\$1,000)	Unincorporated businesses or operations		Number	Receipts (\$1,000)	Annual payroll (\$1,000)	First quarter payroll (\$1,000)	Paid employees for pay period including March 12 (number)
				Individual proprietorships (number)	Partnerships (number)					
<b>NEW YORK, N.Y.-N.J., SMSA—Con.</b>										
<b>76</b>	<b>Miscellaneous repair services—Con.</b>									
763, 9	Other repair shops and related services.....	††	††	††	††	1 124	357 718	130 382	31 117	7 725
763	Watch, clock, and jewelry repair.....	††	††	††	††	107	20 920	7 723	1 927	571
769	Miscellaneous repair and related services.....	**	**	**	**	1 017	336 798	122 659	29 190	7 154
7692	Welding repair.....	**	**	**	**	80	31 396	11 747	2 739	787
7694	Armature rewinding shops.....	**	**	**	**	61	20 562	7 020	1 642	430
7699	Repair shops and related services, n.e.c.....	**	**	**	**	876	284 840	103 892	24 809	5 937
7699 pt.	Farm machinery and equipment repair shops.....	**	**	**	**	10	673	194	35	13
7699 pt.	Lawnmower, saw, knife, tool sharpening and repair.....	**	**	**	**	34	7 652	2 096	504	134
7699 pt.	Sewer and septic tank cleaning services.....	**	**	**	**	53	10 325	4 152	1 011	276
7699 pt.	Other repair and related services, n.e.c.....	**	**	**	**	779	266 190	97 450	23 259	5 514
<b>78, 79</b>	<b>Amusement and recreation services, including motion pictures...</b>	††	††	††	††	4 474	4 001 687	927 567	223 876	50 111
781, 2	Motion picture production, distribution, and services.....	††	††	††	††	1 426	1 958 779	350 863	84 606	14 442
7813	Motion picture production, except for TV.....	**	**	**	**	323	155 574	39 269	9 973	1 931
7814	Motion picture, tape production for TV.....	**	**	**	**	404	400 902	102 041	24 950	4 409
7819	Services allied to motion picture production.....	**	**	**	**	452	346 216	113 906	27 099	4 183
7823	Motion picture film exchanges.....	**	**	**	**	130	300 241	34 875	7 958	1 630
7824	Film or tape distribution for TV.....	**	**	**	**	65	737 528	53 908	13 073	1 869
7829	Services allied to motion picture distribution.....	**	**	**	**	52	18 318	6 864	1 553	420
783	Motion picture theaters.....	††	††	††	††	330	253 814	47 721	11 723	5 599
7832	Motion picture theaters, except drive-in.....	**	**	**	**	321	252 420	47 402	11 695	5 590
7833	Drive-in motion picture theaters.....	**	**	**	**	9	1 394	319	28	9
792	Producers, orchestras, and entertainers.....	††	††	††	††	1 339	1 147 277	325 590	83 524	16 383
7922	Theatrical producers (except motion picture) and miscellaneous theatrical services.....	**	**	**	**	829	883 444	239 671	62 957	10 356
7922 pt.	Producers of live theatrical productions.....	**	**	**	**	256	368 235	105 780	27 645	4 429
7922 pt.	Producers of radio and TV shows, except tape.....	**	**	**	**	92	78 223	24 127	7 539	818
7922 pt.	Artists' and entertainers' managers or agents, concert bureaus, booking agents.....	**	**	**	**	276	177 159	61 072	15 344	2 368
7922 pt.	Other theatrical services.....	**	**	**	**	205	259 827	48 692	12 429	2 741
7929	Bands, orchestras, actors, and other entertainers and entertainment groups.....	**	**	**	**	510	263 833	85 919	20 567	6 027
7929 pt.	Dance groups and artists.....	**	**	**	**	18	6 176	1 960	399	173
7929 pt.	Symphony orchestras, opera companies, and chamber music organizations.....	**	**	**	**	12	2 898	1 176	239	29
7929 pt.	Other music and entertainment presentations.....	**	**	**	**	480	254 759	82 783	19 929	5 825
793	Bowling alleys and billiards and pool establishments.....	††	††	††	††	176	54 734	15 583	3 998	2 182
7932	Billiard and pool establishments.....	††	††	††	††	25	1 664	514	130	72
7933	Bowling alleys.....	††	††	††	††	151	53 070	15 069	3 868	2 110
79 ex. 792, 3	Commercial sports and other amusement and recreation services.....	††	††	††	††	1 203	587 083	187 810	40 025	11 505
794	Commercial sports.....	††	††	††	††	88	304 237	102 390	23 204	3 249
7941	Professional sports clubs, managers, promoters.....	††	††	††	††	32	(D)	(D)	(D)	(D)
7941 pt.	Baseball clubs.....	**	**	**	**	2	(D)	(D)	(D)	(D)
7941 pt.	Football clubs.....	**	**	**	**	3	9 150	15 045	5 043	169
7941 pt.	Other professional sports clubs.....	**	**	**	**	7	27 744	19 064	5 535	510
7941 pt.	Managers and promoters.....	**	**	**	**	20	59 332	16 781	4 080	507
7948	Racing, including track operation.....	††	††	††	††	56	(D)	(D)	(D)	(D)
7948 pt.	Auto race track operation.....	**	**	**	**	2	(D)	(D)	(D)	(D)
7948 pt.	Horse race track operation.....	**	**	**	**	2	(D)	(D)	(D)	(D)
7948 pt.	Dog race track operation.....	**	**	**	**	-	-	-	-	-
7948 pt.	Racing stables and racing, n.e.c.....	**	**	**	**	52	8 092	2 601	508	174
79 ex. 792, 3, 4	Other amusement and recreation services.....	††	††	††	††	1 115	282 846	85 420	16 821	8 256
791	Dance halls, studios, and schools.....	**	**	**	**	200	20 913	7 871	2 026	1 074
791 pt.	Public dance halls or ballrooms.....	**	**	**	**	13	851	292	91	57
791 pt.	Dance schools, including children's and professionals'.....	**	**	**	**	187	20 062	7 579	1 935	1 017
7992	Public golf courses.....	**	**	**	**	17	3 636	1 024	112	52
7993	Coin-operated amusement device operators.....	**	**	**	**	124	25 764	6 681	1 481	511
7996	Amusement parks.....	**	**	**	**	18	10 569	4 199	482	191
7997	Membership sports and recreation clubs.....	**	**	**	**	274	99 592	29 769	5 324	3 058
7999	Amusement and recreation services, n.e.c.....	**	**	**	**	482	122 372	35 876	7 396	3 370
7999 pt.	Concession operators of amusement devices, rides.....	**	**	**	**	31	3 209	1 128	162	74
7999 pt.	Carnivals, circuses, and fairs.....	**	**	**	**	7	7 349	2 180	533	72
7999 pt.	Carnivals and circuses.....	**	**	**	**	5	(D)	(D)	(D)	(D)
7999 pt.	Fairs.....	**	**	**	**	2	(D)	(D)	(D)	(D)
7999 pt.	Other commercial recreation and amusements.....	**	**	**	**	444	111 814	32 568	6 701	3 224
7999 pt.	Commercial museums, art galleries, and botanical and zoological gardens.....	**	**	**	**	1	(D)	(D)	(D)	(D)
7999 pt.	Roller skating rinks.....	**	**	**	**	27	11 841	3 221	879	617
7999 pt.	Ice skating rinks.....	**	**	**	**	7	(D)	(D)	(D)	(D)
7999 pt.	Other amusement and recreation services, n.e.c.....	**	**	**	**	409	96 896	28 277	5 542	2 458
<b>80, ex. 806</b>	<b>Health services, except hospitals</b> .....	††	††	††	††	14 895	3 699 754	1 531 420	366 125	83 691
801	Offices of physicians.....	††	††	††	††	8 183	1 814 977	780 443	190 208	26 570
802	Offices of dentists.....	††	††	††	††	4 262	660 820	211 630	49 201	14 566
803	Offices of osteopathic physicians.....	††	††	††	††	94	16 782	7 071	1 605	344
8041	Offices of chiropractors.....	††	††	††	††	273	29 110	7 038	1 544	633
8042	Offices of optometrists.....	††	††	††	††	323	48 122	13 546	3 005	1 035
805	Nursing and personal care facilities.....	††	††	††	††	158	588 744	293 097	69 707	21 583
8051	Skilled nursing care facilities.....	††	††	††	††	122	521 927	262 679	62 295	18 809
8059	Nursing and personal care facilities, n.e.c.....	**	**	**	**	36	66 817	30 418	7 412	2 774



**Table 4a. Summary Statistics for Firms Subject to Federal Income Tax for Standard Metropolitan Statistical Areas: 1982—Con.**

[For meaning of abbreviations and symbols, see introductory text. For explanation of terms and comparability of 1977 and 1982 censuses, see appendix A. For definitions of SMSA's, see appendix D.]

SIC code	Geographic area and kind of business or operation	All establishments				Establishments with payroll				
		Number	Receipts (\$1,000)	Unincorporated businesses or operations		Number	Receipts (\$1,000)	Annual payroll (\$1,000)	First quarter payroll (\$1,000)	Paid employees for pay period including March 12 (number)
				Individual proprietorships (number)	Partnerships (number)					
<b>NEW YORK, N.Y.-N.J., SMSA—Con.</b>										
<b>80, ex. 806</b>	<b>Health services, except hospitals—Con.</b>									
8049, 807, 8, 9	Other health services .....	††	††	††	††	1 602	541 199	218 595	50 855	18 960
807	Medical and dental laboratories .....	††	††	††	††	570	225 809	92 272	22 599	5 974
8071	Medical laboratories .....	††	††	††	††	193	140 871	53 781	13 556	3 424
8072	Dental laboratories .....	††	††	††	††	377	84 938	38 491	9 043	2 550
8049, 808, 9	Other health services, n.e.c. ....	††	††	††	††	1 032	315 390	126 323	28 256	12 986
8049	Offices of health practitioners, n.e.c. ....	**	**	**	**	692	90 141	33 731	7 914	2 130
808	Outpatient care facilities .....	**	**	**	**	151	91 024	30 289	6 971	2 221
809	Health and allied services, n.e.c. ....	**	**	**	**	189	134 225	62 303	13 371	8 635
<b>81</b>	<b>Legal services.....</b>	<b>††</b>	<b>††</b>	<b>††</b>	<b>††</b>	<b>6 012</b>	<b>4 047 126</b>	<b>1 345 654</b>	<b>310 116</b>	<b>51 687</b>
<b>823, 4, 9</b>	<b>Selected educational services.....</b>	<b>††</b>	<b>††</b>	<b>††</b>	<b>††</b>	<b>538</b>	<b>253 780</b>	<b>89 069</b>	<b>20 703</b>	<b>6 573</b>
823	Libraries and information centers .....	**	**	**	**	8	2 834	1 216	310	86
824	Correspondence schools and vocational schools .....	**	**	**	**	168	155 800	56 080	13 030	3 626
8241	Correspondence schools .....	**	**	**	**	9	4 861	903	205	77
8243	Data processing schools .....	**	**	**	**	11	25 155	10 225	2 557	548
8244	Business and secretarial schools .....	**	**	**	**	52	60 058	22 038	5 111	1 500
8249	Vocational schools, except vocational high schools, n.e.c. ....	**	**	**	**	96	65 726	22 914	5 157	1 501
829	Schools and educational services, n.e.c. ....	**	**	**	**	362	95 146	31 773	7 363	2 861
<b>891</b>	<b>Engineering, architectural, and surveying services .....</b>	<b>††</b>	<b>††</b>	<b>††</b>	<b>††</b>	<b>1 492</b>	<b>2 393 754</b>	<b>1 039 657</b>	<b>246 435</b>	<b>34 432</b>
891 pt.	Architectural services .....	**	**	**	**	555	427 505	154 508	35 325	6 076
891 pt.	Engineering services .....	**	**	**	**	829	1 936 604	871 887	208 083	27 620
891 pt.	Surveying services .....	**	**	**	**	108	29 645	13 262	3 027	736
<b>893</b>	<b>Accounting, auditing, and bookkeeping services .....</b>	<b>††</b>	<b>††</b>	<b>††</b>	<b>††</b>	<b>2 201</b>	<b>1 342 040</b>	<b>544 214</b>	<b>130 847</b>	<b>26 879</b>
<b>83, 892, 9</b>	<b>Social and other services .....</b>	<b>††</b>	<b>††</b>	<b>††</b>	<b>††</b>	<b>1 250</b>	<b>354 556</b>	<b>136 686</b>	<b>31 118</b>	<b>11 471</b>
83	Social services .....	**	**	**	**	649	217 701	83 920	18 372	9 308
835	Child day care services .....	**	**	**	**	346	54 939	25 360	5 713	3 254
832, 3, 6, 9	Other social services .....	**	**	**	**	303	162 762	58 560	12 659	6 054
832	Individual and family social services .....	**	**	**	**	109	51 095	19 327	3 512	2 194
833	Job training and vocational rehabilitation services .....	**	**	**	**	33	19 724	6 714	1 695	530
836	Residential care .....	**	**	**	**	85	73 270	24 723	5 590	2 667
839	Social services, n.e.c. ....	**	**	**	**	76	18 673	7 796	1 862	663
892, 9	Other services .....	**	**	**	**	601	136 855	52 766	12 746	2 163
892	Noncommercial educational, scientific, and research organizations .....	**	**	**	**	21	7 017	2 959	734	144
899	Services, n.e.c. ....	**	**	**	**	580	129 838	49 807	12 012	2 019
<b>NEWARK SMSA</b>										
	<b>Total .....</b>	<b>††</b>	<b>††</b>	<b>††</b>	<b>††</b>	<b>13 240</b>	<b>4 857 662</b>	<b>1 900 780</b>	<b>452 944</b>	<b>123 179</b>
<b>70</b>	<b>Hotels, motels, and other lodging places .....</b>	<b>††</b>	<b>††</b>	<b>††</b>	<b>††</b>	<b>150</b>	<b>143 252</b>	<b>40 355</b>	<b>9 360</b>	<b>4 814</b>
7011	Hotels, motor hotels, and motels .....	††	††	††	††	115	139 114	39 400	9 161	4 689
7011 pt.	Hotels .....	††	††	††	††	31	61 704	19 540	4 616	2 214
7011 pt.	Hotels, 25 guestrooms or more .....	**	**	**	**	26	61 282	19 447	4 594	2 194
7011 pt.	Hotels, less than 25 guestrooms .....	**	**	**	**	5	422	93	22	20
7011 pt.	Motels, motor hotels, and tourist courts .....	††	††	††	††	84	77 410	19 860	4 545	2 475
7011 pt.	Motels, tourist courts .....	**	**	**	**	66	48 549	12 253	2 755	1 440
7011 pt.	Motor hotels .....	**	**	**	**	18	28 861	7 607	1 790	1 035
702, 3, 4	Other lodging places .....	††	††	††	††	35	4 138	955	199	125
703	Trailing parks and camps .....	††	††	††	††	9	2 559	610	117	65
7032	Sporting and recreational camps .....	††	††	††	††	6	(D)	(D)	(D)	(D)
7033	Trailing parks and camp sites for transients .....	††	††	††	††	3	(D)	(D)	(D)	(D)
702, 4	Rooming, boarding, and membership lodging .....	††	††	††	††	26	1 579	345	82	60
702	Rooming and boarding houses .....	††	††	††	††	26	1 579	345	82	60
704	Organization hotels and lodging houses, on membership basis .....	††	††	††	††	-	-	-	-	-
<b>72</b>	<b>Personal services .....</b>	<b>††</b>	<b>††</b>	<b>††</b>	<b>††</b>	<b>1 749</b>	<b>253 268</b>	<b>83 986</b>	<b>19 869</b>	<b>9 768</b>
721	Laundry, cleaning, and garment services .....	††	††	††	††	461	116 043	37 594	8 866	3 724
7215	Coin-operated laundries and dry cleaning .....	††	††	††	††	82	17 957	3 061	679	315
7215 pt.	Coin-operated laundries and dry-cleaning stores .....	**	**	**	**	77	(D)	(D)	(D)	(D)
7215 pt.	Coin-operated laundry machine routes .....	**	**	**	**	5	(D)	(D)	(D)	(D)
721 ex. 7215	Other laundry, cleaning, and garment services .....	††	††	††	††	379	98 086	34 533	8 187	3 409
7211	Power laundries, family and commercial* .....	**	**	**	**	16	9 298	3 747	911	333
7216	Dry-cleaning plants, except rug cleaning* .....	**	**	**	**	270	36 401	13 246	3 089	1 581
Other 721	Laundry and cleaning services, n.e.c.* .....	**	**	**	**	93	52 387	17 540	4 187	1 495
7212	Garment pressing and agents for laundries and dry cleaners .....	**	**	**	**	32	2 045	493	103	77
7213	Linen supply* .....	**	**	**	**	12	21 253	7 440	1 734	669
7217	Carpet and upholstery cleaning .....	**	**	**	**	20	4 529	1 298	296	134
7218	Industrial launderers* .....	**	**	**	**	11	21 351	7 281	1 827	528
7214, 9	Other laundry, garment services, including diaper* .....	**	**	**	**	18	3 209	1 028	227	87
7214	Diaper service* .....	**	**	**	**	2	(D)	(D)	(D)	(D)
7219	Laundry and garment services, n.e.c. ....	**	**	**	**	16	(D)	(D)	(D)	(D)
722	Photographic studios, portrait .....	††	††	††	††	53	13 196	4 828	1 145	455

**Table 4a. Summary Statistics for Firms Subject to Federal Income Tax for Standard Metropolitan Statistical Areas: 1982—Con.**

[For meaning of abbreviations and symbols, see introductory text. For explanation of terms and comparability of 1977 and 1982 censuses, see appendix A. For definitions of SMSA's, see appendix D]

SIC code	Geographic area and kind of business or operation	All establishments				Establishments with payroll				
		Number	Receipts (\$1,000)	Unincorporated businesses or operations		Number	Receipts (\$1,000)	Annual payroll (\$1,000)	First quarter payroll (\$1,000)	Paid employees for pay period including March 12 (number)
				Individual proprietorships (number)	Partnerships (number)					
	<b>NEWARK SMSA—Con.</b>									
72	<b>Personal services—Con.</b>									
723, 4	Beauty and barber shops.....	**	**	**	**	920	53 092	22 215	5 137	3 191
723	Beauty shops.....	**	**	**	**	804	48 536	20 499	4 718	2 940
724	Barber shops.....	**	**	**	**	116	4 556	1 716	419	251
725	Shoe repair, shoe shine, and hat-cleaning shops.....	**	**	**	**	24	2 013	593	139	70
726	Funeral service and crematories.....	**	**	**	**	136	37 409	8 629	2 121	676
729	Miscellaneous personal services.....	**	**	**	**	155	31 515	10 127	2 461	1 652
729 pt.	Reducing salons and health clubs, except resorts.....	**	**	**	**	38	8 719	2 380	547	365
729 pt.	Tax preparation services.....	**	**	**	**	31	2 862	1 126	456	322
729 pt.	Other personal services, n.e.c.....	**	**	**	**	86	19 934	6 621	1 458	965
73	<b>Business services.....</b>	**	**	**	**	2 785	1 589 404	659 844	158 061	50 302
731	Advertising.....	**	**	**	**	197	103 269	40 196	9 345	1 763
7311	Advertising agencies.....	**	**	**	**	161	63 646	29 690	6 905	1 238
7312	Outdoor advertising services.....	**	**	**	**	9	25 031	5 248	1 236	254
7313	Radio, TV, publishers' advertising representatives.....	**	**	**	**	14	(D)	(D)	(D)	(D)
7319	Advertising, n.e.c.....	**	**	**	**	13	(D)	(D)	(D)	(D)
734	Services to dwellings and other buildings.....	**	**	**	**	365	131 898	76 644	17 967	11 542
7341	Window cleaning.....	**	**	**	**	24	5 454	2 930	736	412
7342	Disinfecting and exterminating services.....	**	**	**	**	52	13 054	5 725	1 260	351
7349	Cleaning and maintenance services, n.e.c.....	**	**	**	**	289	113 390	67 989	15 971	10 779
737	Computer and data processing services.....	**	**	**	**	331	339 970	113 474	25 763	4 679
7372	Computer programming and other software services.....	**	**	**	**	151	105 669	46 459	9 867	1 435
7374	Data processing services.....	**	**	**	**	96	164 810	41 694	10 242	2 327
7374 pt.	Data processing services, except facilities management.....	**	**	**	**	92	162 355	40 413	9 938	2 235
7374 pt.	Computer facilities management.....	**	**	**	**	4	2 455	1 281	304	92
7379	Computer related services, n.e.c.....	**	**	**	**	84	69 491	25 321	5 654	917
7392	Management, consulting, and public relations services.....	**	**	**	**	602	240 667	103 191	24 393	4 999
7392 pt.	Management and administrative services.....	**	**	**	**	51	40 779	19 055	4 271	1 031
7392 pt.	Public relations services.....	**	**	**	**	45	11 523	2 746	602	149
7392 pt.	Management consulting services.....	**	**	**	**	287	121 226	54 687	13 547	2 157
7392 pt.	Economic and sociological research.....	**	**	**	**	95	38 108	14 061	3 224	1 097
7392 pt.	Consulting services, n.e.c.....	**	**	**	**	124	29 031	12 642	2 749	565
7394	Equipment rental and leasing services.....	**	**	**	**	127	104 785	26 123	6 210	1 302
7394 pt.	Equipment rental.....	**	**	**	**	62	44 379	11 241	2 700	652
7394 pt.	Equipment leasing, except finance leasing.....	**	**	**	**	30	39 828	9 004	2 246	418
7394 pt.	Leasing and rental of heavy construction equipment without operators.....	**	**	**	**	14	11 990	3 132	756	118
7394 pt.	Rental of heavy construction equipment with operators.....	**	**	**	**	21	8 588	2 746	508	114
Other 73	Other business services.....	**	**	**	**	1 163	668 815	300 216	74 383	26 017
732	Credit reporting, collection agencies.....	**	**	**	**	50	50 300	17 922	4 293	1 069
732 pt.	Adjustment and collection agencies.....	**	**	**	**	42	(D)	(D)	(D)	(D)
732 pt.	Mercantile reporting agencies.....	**	**	**	**	4	(D)	(D)	(D)	(D)
732 pt.	Consumer credit reporting agencies.....	**	**	**	**	4	(D)	(D)	(D)	(D)
7331	Direct mail advertising services.....	**	**	**	**	19	19 030	8 393	2 350	846
7332	Blueprinting and photocopying services.....	**	**	**	**	16	3 110	905	183	49
7333	Commercial photography, art, and graphics.....	**	**	**	**	147	46 271	14 180	3 361	722
7333 pt.	Commercial photography.....	**	**	**	**	26	8 264	2 539	650	180
7333 pt.	Commercial art.....	**	**	**	**	39	8 392	2 482	550	135
7333 pt.	Graphic arts and related design and commercial photography, n.e.c.....	**	**	**	**	82	29 615	9 159	2 161	407
7339	Stenographic services; and reproduction services, n.e.c.....	**	**	**	**	44	18 650	6 325	1 519	448
736	Personnel supply services.....	**	**	**	**	280	181 345	99 910	24 305	9 604
7361	Employment agencies.....	**	**	**	**	176	(D)	(D)	(D)	(D)
7362	Help supply services.....	**	**	**	**	102	141 202	77 699	18 672	7 640
7362 pt.	Office help supply services.....	**	**	**	**	47	47 730	35 396	8 623	4 527
7362 pt.	Help supply, except office workers.....	**	**	**	**	55	93 472	42 303	10 049	3 113
7369	Facilities management services.....	**	**	**	**	2	(D)	(D)	(D)	(D)
7391	Research and development laboratories.....	**	**	**	**	40	19 736	10 792	2 721	569
7397	Testing laboratories and facilities.....	**	**	**	**	46	22 565	10 528	2 679	605
7393	Detective agencies and protective services.....	**	**	**	**	97	93 075	51 226	12 474	5 597
7393 pt.	Detective agencies and guard services.....	**	**	**	**	67	54 781	37 132	9 112	4 707
7393 pt.	Armored car services.....	**	**	**	**	5	3 618	1 864	552	121
7393 pt.	Burglar and fire alarm systems.....	**	**	**	**	25	34 676	12 230	2 810	769
7395	Photofinishing laboratories*.....	**	**	**	**	33	23 999	5 675	1 324	684
7399 pt.	Sign painting shops.....	**	**	**	**	10	1 121	381	88	28
7399 pt.	Interior designing.....	**	**	**	**	50	6 720	1 460	355	115
7399 pt.	Telephone answering services.....	**	**	**	**	36	7 426	3 792	916	476
735, 7396, 7399 pt.	Other business services, n.e.c.....	**	**	**	**	295	175 467	68 727	17 815	5 205
735	News syndicates.....	**	**	**	**	6	7 497	3 842	801	185
7396	Trading stamp services (sales offices).....	**	**	**	**	-	-	-	-	-
7399 pt.	Water softening services.....	**	**	**	**	21	10 896	3 190	739	179
7399 pt.	Packaging and labeling services.....	**	**	**	**	32	43 815	9 905	3 414	1 056
7399 pt.	Miscellaneous business services, n.e.c.....	**	**	**	**	236	113 259	51 790	12 861	3 785

**Table 4a. Summary Statistics for Firms Subject to Federal Income Tax for Standard Metropolitan Statistical Areas: 1982—Con.**

[For meaning of abbreviations and symbols, see introductory text. For explanation of terms and comparability of 1977 and 1982 censuses, see appendix A. For definitions of SMSA's, see appendix D.]

SIC code	Geographic area and kind of business or operation	All establishments				Establishments with payroll				
		Number	Receipts (\$1,000)	Unincorporated businesses or operations		Number	Receipts (\$1,000)	Annual payroll (\$1,000)	First quarter payroll (\$1,000)	Paid employees for pay period including March 12 (number)
				Individual proprietorships (number)	Partnerships (number)					
<b>NEWARK SMSA—Con.</b>										
75	<b>Automotive repair, services, and garages.....</b>	††	††	††	††	1 124	349 495	77 705	18 411	5 882
751	Automotive rental and leasing, without drivers .....	††	††	††	††	112	114 605	14 243	3 499	926
7512 pt.	Passenger car rental, without drivers .....	**	**	**	**	46	49 713	6 843	1 580	487
7512 pt.	Passenger car leasing, except finance leasing .....	**	**	**	**	19	29 292	2 373	617	122
7513 pt.	Truck rental, without drivers .....	**	**	**	**	19	(D)	(D)	(D)	(D)
7513 pt.	Truck leasing, except finance leasing .....	**	**	**	**	26	29 790	4 142	1 099	222
7519	Utility trailer and recreational vehicle rental .....	**	**	**	**	2	(D)	(D)	(D)	(D)
752	Automobile parking .....	††	††	††	††	62	24 861	4 366	1 034	441
7523	Parking lots .....	**	**	**	**	51	23 165	3 774	887	378
7525	Parking structures .....	**	**	**	**	11	1 696	592	147	63
753	Automotive repair shops.....	††	††	††	††	861	193 586	54 132	12 683	3 961
7538	General automotive repair shops .....	††	††	††	††	361	69 721	18 859	4 584	1 355
7538 pt.	General automotive repair shops, except diesel .....	**	**	**	**	334	55 696	14 951	3 608	1 142
7538 pt.	Diesel repair shops .....	**	**	**	**	27	14 025	3 908	976	213
7531	Top and body repair shops .....	††	††	††	††	302	69 611	21 398	4 907	1 602
7534, 5, 9	Other automotive repair shops .....	††	††	††	††	198	54 254	13 875	3 192	1 004
7534	Tire retreading and repair shops .....	**	**	**	**	19	11 476	2 276	600	142
7535	Paint shops .....	**	**	**	**	19	8 047	2 605	533	174
7539 pt.	Auto electrical and fuel system services .....	**	**	**	**	22	3 900	1 168	260	87
7539 pt.	Radiator repair .....	**	**	**	**	20	2 139	536	149	58
7539 pt.	Glass replacement and repair .....	**	**	**	**	15	4 336	1 048	212	63
7539 pt.	Brake, front end, and wheel alignment .....	**	**	**	**	22	7 231	1 635	365	115
7539 pt.	Exhaust system services (muffler shops) .....	**	**	**	**	18	6 137	1 193	289	81
7539 pt.	Transmission repair shops .....	**	**	**	**	54	8 691	2 561	577	196
7539 pt.	Other automotive repair shops, n.e.c. ....	**	**	**	**	9	2 297	853	207	88
754	Automotive services, except repair .....	††	††	††	††	89	16 443	4 964	1 195	554
7542	Car washes .....	**	**	**	**	57	10 036	2 779	694	387
7549	Other automotive services .....	**	**	**	**	32	6 407	2 185	501	167
76	<b>Miscellaneous repair services .....</b>	††	††	††	††	525	172 065	58 233	13 522	3 328
762	Electrical and electronic repair shops .....	††	††	††	††	168	52 120	18 403	4 300	1 043
7622	Radio and TV repair shops .....	††	††	††	††	71	14 233	4 654	1 171	358
7623, 9	Other electrical and electronic repair shops .....	††	††	††	††	97	37 887	13 749	3 129	685
7623	Refrigeration and air-conditioning repair shops .....	**	**	**	**	41	14 446	4 519	1 006	252
7629	Electrical and electronic repair shops, n.e.c. ....	**	**	**	**	56	23 441	9 230	2 123	433
764	Reupholstery and furniture repair .....	††	††	††	††	52	4 881	1 514	369	155
763, 9	Other repair shops and related services .....	††	††	††	††	305	115 064	38 316	8 853	2 130
763	Watch, clock, and jewelry repair .....	**	**	**	**	13	2 042	510	120	41
769	Miscellaneous repair and related services .....	**	**	**	**	292	113 022	37 806	8 733	2 089
7692	Welding repair .....	**	**	**	**	29	7 338	2 893	614	149
7694	Armature rewinding shops .....	**	**	**	**	22	13 887	4 502	1 154	240
7699	Repair shops and related services, n.e.c. ....	**	**	**	**	241	91 797	30 411	6 965	1 700
7699 pt.	Farm machinery and equipment repair shops .....	**	**	**	**	-	-	-	-	-
7699 pt.	Lawnmower, saw, knife, tool sharpening and repair .....	**	**	**	**	16	4 889	1 570	330	78
7699 pt.	Sewer and septic tank cleaning services .....	**	**	**	**	15	5 532	1 897	471	124
7699 pt.	Other repair and related services, n.e.c. ....	**	**	**	**	210	81 376	26 944	6 164	1 498
78, 79	<b>Amusement and recreation services, including motion pictures...</b>	††	††	††	††	458	139 249	35 019	7 545	4 191
781, 2	Motion picture production, distribution, and services .....	††	††	††	††	24	11 816	2 358	547	107
7813	Motion picture production, except for TV .....	**	**	**	**	7	3 199	642	155	30
7814	Motion picture, tape production for TV .....	**	**	**	**	5	548	246	49	8
7819	Services allied to motion picture production .....	**	**	**	**	5	545	121	20	9
7823	Motion picture film exchanges .....	**	**	**	**	5	(D)	(D)	(D)	(D)
7824	Film or tape distribution for TV .....	**	**	**	**	1	(D)	(D)	(D)	(D)
7829	Services allied to motion picture distribution .....	**	**	**	**	1	(D)	(D)	(D)	(D)
783	Motion picture theaters .....	††	††	††	††	63	26 578	4 875	1 106	831
7832	Motion picture theaters, except drive-in .....	**	**	**	**	58	24 824	4 558	1 076	812
7833	Drive-in motion picture theaters .....	**	**	**	**	5	1 754	317	30	19
792	Producers, orchestras, and entertainers .....	††	††	††	††	52	18 596	5 448	1 073	624
7922	Theatrical producers (except motion picture) and miscellaneous .....	**	**	**	**	16	3 045	948	168	76
7922 pt.	Producers of live theatrical productions .....	**	**	**	**	5	1 514	577	123	64
7922 pt.	Producers of radio and TV shows, except tape .....	**	**	**	**	5	(D)	(D)	(D)	(D)
7922 pt.	Artists' and entertainers' managers or agents, concert .....	**	**	**	**	1	(D)	(D)	(D)	(D)
7922 pt.	bureaus, booking agents .....	**	**	**	**	5	(D)	(D)	(D)	(D)
7929	Bands, orchestras, actors, and other entertainers and .....	**	**	**	**	36	15 551	4 500	905	548
7929 pt.	entertainment groups .....	**	**	**	**	-	-	-	-	-
7929 pt.	Dance groups and artists .....	**	**	**	**	-	-	-	-	-
7929 pt.	Symphony orchestras, opera companies, and chamber music .....	**	**	**	**	1	(D)	(D)	(D)	(D)
7929 pt.	organizations .....	**	**	**	**	35	(D)	(D)	(D)	(D)
7929 pt.	Other music and entertainment presentations .....	**	**	**	**	-	-	-	-	-
793	Bowling alleys and billiards and pool establishments .....	††	††	††	††	42	13 155	4 323	1 151	550
7932	Billiard and pool establishments .....	††	††	††	††	2	(D)	(D)	(D)	(D)
7933	Bowling alleys .....	††	††	††	††	40	(D)	(D)	(D)	(D)

**Table 4a. Summary Statistics for Firms Subject to Federal Income Tax for Standard Metropolitan Statistical Areas: 1982—Con.**

[For meaning of abbreviations and symbols, see introductory text. For explanation of terms and comparability of 1977 and 1982 censuses, see appendix A. For definitions of SMSA's, see appendix D]

SIC code	Geographic area and kind of business or operation	All establishments				Establishments with payroll				
		Number	Receipts (\$1,000)	Unincorporated businesses or operations		Number	Receipts (\$1,000)	Annual payroll (\$1,000)	First quarter payroll (\$1,000)	Paid employees for pay period including March 12 (number)
				Individual proprietorships (number)	Partnerships (number)					
<b>NEWARK SMSA—Con.</b>										
<b>78, 79</b>	<b>Amusement and recreation services, including motion pictures—Con.</b>									
79 ex. 792, 3	Commercial sports and other amusement and recreation services	††	††	††	††	277	69 104	18 015	3 668	2 079
794	Commercial sports	††	††	††	††	11	1 331	357	92	34
7941	Professional sports clubs, managers, promoters	††	††	††	††	-	-	-	-	-
7941 pt.	Baseball clubs	**	**	**	**	-	-	-	-	-
7941 pt.	Football clubs	**	**	**	**	-	-	-	-	-
7941 pt.	Other professional sports clubs	**	**	**	**	-	-	-	-	-
7941 pt.	Managers and promoters	**	**	**	**	-	-	-	-	-
7948	Racing, including track operation	††	††	††	††	11	1 331	357	92	34
7948 pt.	Auto race track operation	**	**	**	**	-	-	-	-	-
7948 pt.	Horse race track operation	**	**	**	**	-	-	-	-	-
7948 pt.	Dog race track operation	**	**	**	**	-	-	-	-	-
7948 pt.	Racing stables and racing, n.e.c.	**	**	**	**	11	1 331	357	92	34
79 ex. 792, 3, 4	Other amusement and recreation services	††	††	††	††	266	67 773	17 658	3 576	2 045
791	Dance halls, studios, and schools	**	**	**	**	54	4 511	1 757	415	339
791 pt.	Public dance halls or ballrooms	**	**	**	**	-	-	-	-	-
791 pt.	Dance schools, including children's and professionals'	**	**	**	**	54	4 511	1 757	415	339
7992	Public golf courses	**	**	**	**	7	(D)	(D)	(D)	(D)
7993	Coin-operated amusement device operators	**	**	**	**	29	12 742	2 425	545	185
7996	Amusement parks	**	**	**	**	3	(D)	(D)	(D)	(D)
7997	Membership sports and recreation clubs	**	**	**	**	85	31 475	8 893	1 671	928
7999	Amusement and recreation services, n.e.c.	**	**	**	**	88	15 410	3 799	800	519
7999 pt.	Concession operators of amusement devices, rides	**	**	**	**	2	(D)	(D)	(D)	(D)
7999 pt.	Carnivals, circuses, and fairs	**	**	**	**	1	(D)	(D)	(D)	(D)
7999 pt.	Carnivals and circuses	**	**	**	**	1	(D)	(D)	(D)	(D)
7999 pt.	Fairs	**	**	**	**	-	-	-	-	-
7999 pt.	Other commercial recreation and amusements	**	**	**	**	85	(D)	(D)	(D)	(D)
7999 pt.	Commercial museums, art galleries, and botanical and zoological gardens	**	**	**	**	1	(D)	(D)	(D)	(D)
7999 pt.	Roller skating rinks	**	**	**	**	5	1 152	287	87	86
7999 pt.	Ice skating rinks	**	**	**	**	2	(D)	(D)	(D)	(D)
7999 pt.	Other amusement and recreation services, n.e.c.	**	**	**	**	77	13 685	3 335	708	423
<b>80, ex. 806</b>	<b>Health services, except hospitals</b>	††	††	††	††	<b>3 677</b>	<b>937 379</b>	<b>414 015</b>	<b>99 384</b>	<b>21 631</b>
801	Offices of physicians	††	††	††	††	1 937	486 255	239 432	58 693	7 630
802	Offices of dentists	††	††	††	††	1 072	180 003	63 471	14 717	4 320
803	Offices of osteopathic physicians	††	††	††	††	43	9 364	4 380	1 110	188
8041	Offices of chiropractors	††	††	††	††	94	8 975	2 310	489	213
8042	Offices of optometrists	††	††	††	††	92	12 310	3 117	676	289
805	Nursing and personal care facilities	††	††	††	††	58	108 469	52 515	12 191	5 505
8051	Skilled nursing care facilities	††	††	††	††	44	94 891	45 317	10 417	4 708
8059	Nursing and personal care facilities, n.e.c.	**	**	**	**	14	13 578	7 198	1 774	797
8049, 807, 8, 9	Other health services	††	††	††	††	381	132 003	48 790	11 508	3 486
807	Medical and dental laboratories	††	††	††	††	129	81 040	27 533	6 698	1 508
8071	Medical laboratories	††	††	††	††	48	63 918	20 646	4 983	1 077
8072	Dental laboratories	††	††	††	††	81	17 122	6 887	1 715	431
8049, 808, 9	Other health services, n.e.c.	††	††	††	††	252	50 963	21 257	4 810	1 978
8049	Offices of health practitioners, n.e.c.	**	**	**	**	164	18 617	6 800	1 444	402
808	Outpatient care facilities	**	**	**	**	46	16 139	5 970	1 353	380
809	Health and allied services, n.e.c.	**	**	**	**	42	16 207	8 487	2 013	1 196
<b>81</b>	<b>Legal services</b>	††	††	††	††	<b>1 438</b>	<b>478 837</b>	<b>196 129</b>	<b>45 741</b>	<b>8 171</b>
<b>823, 4, 9</b>	<b>Selected educational services</b>	††	††	††	††	<b>97</b>	<b>31 107</b>	<b>11 299</b>	<b>2 711</b>	<b>952</b>
823	Libraries and information centers	**	**	**	**	-	-	-	-	-
824	Correspondence schools and vocational schools	**	**	**	**	38	19 131	7 151	1 625	584
8241	Correspondence schools	**	**	**	**	2	(D)	(D)	(D)	(D)
8243	Data processing schools	**	**	**	**	3	(D)	(D)	(D)	(D)
8244	Business and secretarial schools	**	**	**	**	11	8 649	3 610	761	330
8249	Vocational schools, except vocational high schools, n.e.c.	**	**	**	**	22	(D)	(D)	(D)	(D)
829	Schools and educational services, n.e.c.	**	**	**	**	59	11 976	4 148	1 086	368
<b>891</b>	<b>Engineering, architectural, and surveying services</b>	††	††	††	††	<b>498</b>	<b>503 154</b>	<b>220 688</b>	<b>53 437</b>	<b>8 331</b>
891 pt.	Architectural services	**	**	**	**	118	46 694	16 186	3 859	739
891 pt.	Engineering services	**	**	**	**	321	448 053	200 565	48 703	7 346
891 pt.	Surveying services	**	**	**	**	59	8 407	3 937	875	246
<b>893</b>	<b>Accounting, auditing, and bookkeeping services</b>	††	††	††	††	<b>498</b>	<b>226 849</b>	<b>88 748</b>	<b>21 251</b>	<b>4 224</b>

**Table 4a. Summary Statistics for Firms Subject to Federal Income Tax for Standard Metropolitan Statistical Areas: 1982—Con.**

[For meaning of abbreviations and symbols, see introductory text. For explanation of terms and comparability of 1977 and 1982 censuses, see appendix A. For definitions of SMSA's, see appendix D.]

SIC code	Geographic area and kind of business or operation	All establishments				Establishments with payroll				Paid employees for pay period including March 12 (number)
		Number	Receipts (\$1,000)	Unincorporated businesses or operations		Number	Receipts (\$1,000)	Annual payroll (\$1,000)	First quarter payroll (\$1,000)	
				Individual proprietorships (number)	Partnerships (number)					
<b>NEWARK SMSA—Con.</b>										
83, 892, 9	<b>Social and other services</b> -----	††	††	††	††	241	33 603	14 759	3 652	1 585
83	Social services-----	**	**	**	**	175	20 287	8 962	2 191	1 330
835	Child day care services-----	**	**	**	**	111	9 367	4 555	1 145	823
832, 3, 6, 9	Other social services-----	**	**	**	**	64	10 920	4 407	1 046	507
832	Individual and family social services-----	**	**	**	**	15	3 219	1 254	321	151
833	Job training and vocational rehabilitation services-----	**	**	**	**	7	1 181	544	109	47
836	Residential care-----	**	**	**	**	32	4 839	2 032	491	267
839	Social services, n.e.c.-----	**	**	**	**	10	1 681	577	125	42
892, 9	Other services-----	**	**	**	**	66	13 316	5 797	1 461	255
892	Noncommercial educational, scientific, and research organizations-----	**	**	**	**	2	(D)	(D)	(D)	(D)
899	Services, n.e.c.-----	**	**	**	**	64	(D)	(D)	(D)	(D)
<b>PATERSON-CLIFTON-PASSAIC SMSA</b>										
	<b>Total</b> -----	††	††	††	††	2 579	773 106	280 985	67 147	21 324
70	<b>Hotels, motels, and other lodging places</b> -----	††	††	††	††	26	26 584	7 708	1 754	1 015
7011	Hotels, motor hotels, and motels-----	††	††	††	††	19	26 031	7 531	1 722	996
7011 pt.	Hotels-----	††	††	††	††	6	2 253	657	159	112
7011 pt.	Hotels, 25 guestrooms or more-----	**	**	**	**	5	(D)	(D)	(D)	(D)
7011 pt.	Hotels, less than 25 guestrooms-----	**	**	**	**	1	(D)	(D)	(D)	(D)
7011 pt.	Motels, motor hotels, and tourist courts-----	††	††	††	††	13	23 778	6 874	1 563	884
7011 pt.	Motels, tourist courts-----	**	**	**	**	6	8 265	2 125	497	401
7011 pt.	Motor hotels-----	**	**	**	**	7	15 513	4 749	1 066	483
702, 3, 4	Other lodging places-----	††	††	††	††	7	553	177	32	19
703	Trailing parks and camps-----	††	††	††	††	2	(D)	(D)	(D)	(D)
702, 4	Rooming, boarding, and membership lodging-----	††	††	††	††	5	(D)	(D)	(D)	(D)
72	<b>Personal services</b> -----	††	††	††	††	359	43 463	16 004	3 796	1 987
721	Laundry, cleaning, and garment services-----	††	††	††	††	99	21 512	9 012	2 104	874
7215	Coin-operated laundries and dry cleaning-----	††	††	††	††	16	867	217	52	36
721 ex.	Other laundry, cleaning, and garment services-----	††	††	††	††	83	20 645	8 795	2 052	838
7215	Power laundries, family and commercial*-----	**	**	**	**	7	4 053	2 200	533	230
7216	Dry-cleaning plants, except rug cleaning*-----	**	**	**	**	49	6 756	2 372	544	307
Other 721	Laundry and cleaning services, n.e.c.*-----	**	**	**	**	27	9 836	4 223	975	301
7212	Garment pressing and agents for laundries and dry cleaners-----	**	**	**	**	3	117	20	4	4
7213	Linen supply*-----	**	**	**	**	7	7 800	3 439	840	246
7217	Carpet and upholstery cleaning-----	**	**	**	**	9	758	274	53	24
7218	Industrial laundries*-----	**	**	**	**	-	-	-	-	-
7214, 9	Other laundry, garment services, including diaper*-----	**	**	**	**	8	1 161	490	78	27
722	Photographic studios, portrait-----	††	††	††	††	11	1 130	223	53	21
723, 4	<b>Beauty and barber shops</b> -----	††	††	††	††	197	10 143	4 136	954	633
723	Beauty shops-----	††	††	††	††	176	9 207	3 789	866	580
724	Barber shops-----	††	††	††	††	21	936	347	88	53
725	Shoe repair, shoe shine, and hat-cleaning shops-----	††	††	††	††	2	(D)	(D)	(D)	(D)
726	Funeral service and crematories-----	††	††	††	††	32	7 277	1 506	324	126
729	Miscellaneous personal services-----	††	††	††	††	18	(D)	(D)	(D)	(D)
73	<b>Business services</b> -----	††	††	††	††	471	299 494	99 303	23 673	8 875
731	Advertising-----	††	††	††	††	25	6 219	2 214	571	136
7311	Advertising agencies-----	††	††	††	††	17	2 058	852	204	44
7312	Outdoor advertising services-----	**	**	**	**	1	(D)	(D)	(D)	(D)
7313	Radio, TV, publishers' advertising representatives-----	**	**	**	**	3	(D)	(D)	(D)	(D)
7319	Advertising, n.e.c.-----	**	**	**	**	4	(D)	(D)	(D)	(D)
734	Services to dwellings and other buildings-----	††	††	††	††	73	9 947	4 370	1 020	746
7341	Window cleaning-----	**	**	**	**	3	(D)	(D)	(D)	(D)
7342	Disinfecting and exterminating services-----	**	**	**	**	12	2 770	1 126	243	84
7349	Cleaning and maintenance services, n.e.c.-----	**	**	**	**	58	(D)	(D)	(D)	(D)
737	Computer and data processing services-----	††	††	††	††	55	121 770	38 331	9 132	2 429
7372	Computer programming and other software services-----	**	**	**	**	17	14 329	4 316	991	127
7374	Data processing services-----	**	**	**	**	21	79 855	27 032	6 530	1 952
7379	Computer related services, n.e.c.-----	**	**	**	**	17	27 586	6 983	1 611	350
7392	Management, consulting, and public relations services-----	††	††	††	††	74	36 696	8 132	1 921	495
7394	Equipment rental and leasing services-----	††	††	††	††	25	13 211	1 575	310	104
Other 73	<b>Other business services</b> -----	††	††	††	††	219	111 651	44 681	10 719	4 965
732	Credit reporting, collection agencies-----	**	**	**	**	8	3 525	1 494	354	114
7331	Direct mail advertising services-----	**	**	**	**	4	(D)	(D)	(D)	(D)
7332	Blueprinting and photocopying services-----	**	**	**	**	4	1 183	333	73	26
7333	Commercial photography, art, and graphics-----	**	**	**	**	24	7 792	2 326	493	145
7339	Stenographic services; and reproduction services, n.e.c.-----	**	**	**	**	3	(D)	(D)	(D)	(D)
736	Personnel supply services-----	**	**	**	**	43	15 701	10 020	2 477	1 974
7361	Employment agencies-----	**	**	**	**	30	4 397	2 104	462	383
7362	Help supply services-----	**	**	**	**	13	11 304	7 916	2 015	1 591
7369	Facilities management services-----	**	**	**	**	-	-	-	-	-
7391	Research and development laboratories-----	**	**	**	**	3	(D)	(D)	(D)	(D)
7397	Testing laboratories and facilities-----	**	**	**	**	9	1 591	643	155	43

**Table 4a. Summary Statistics for Firms Subject to Federal Income Tax for Standard Metropolitan Statistical Areas: 1982—Con.**

[For meaning of abbreviations and symbols, see introductory text. For explanation of terms and comparability of 1977 and 1982 censuses, see appendix A. For definitions of SMSA's, see appendix D.]

SIC code	Geographic area and kind of business or operation	All establishments				Establishments with payroll				Paid employees for pay period including March 12 (number)
		Number	Receipts (\$1,000)	Unincorporated businesses or operations		Number	Receipts (\$1,000)	Annual payroll (\$1,000)	First quarter payroll (\$1,000)	
				Individual proprietorships (number)	Partnerships (number)					
<b>PATERSON-CLIFTON-PASSAIC SMSA—Con.</b>										
73	<b>Business services—Con.</b>									
Other 73	Other business services—Con.									
7393	Detective agencies and protective services.....	**	**	**	**	25	14 501	8 294	1 989	739
7395	Photofinishing laboratories*.....	**	**	**	**	9	11 942	3 359	755	309
7399 pt.	Sign painting shops.....	**	**	**	**	3	740	206	37	10
7399 pt.	Interior designing.....	**	**	**	**	5	1 916	383	37	10
7399 pt.	Telephone answering services.....	**	**	**	**	11	1 535	868	199	121
735, 7396, 7399 pt.	Other business services, n.e.c.....	**	**	**	**	68	39 604	12 195	3 005	1 074
75	<b>Automotive repair, services, and garages.....</b>	††	††	††	††	273	49 536	13 111	3 073	963
751	Automotive rental and leasing, without drivers.....	††	††	††	††	17	6 470	1 159	386	63
752	Automobile parking.....	††	††	††	††	5	(D)	(D)	(D)	(D)
7523	Parking lots.....	††	††	††	††	5	(D)	(D)	(D)	(D)
7525	Parking structures.....	**	**	**	**	-	-	-	-	-
753	Automotive repair shops.....	††	††	††	††	231	40 726	11 226	2 522	830
7538	General automotive repair shops.....	††	††	††	††	85	14 150	3 505	813	242
7538 pt.	General automotive repair shops, except diesel.....	††	††	††	††	80	(D)	(D)	(D)	(D)
7538 pt.	Diesel repair shops.....	**	**	**	**	5	(D)	(D)	(D)	(D)
7531	Top and body repair shops.....	††	††	††	††	82	12 297	3 583	837	285
7534, 5, 9	Other automotive repair shops.....	††	††	††	††	64	14 279	4 138	872	303
7534	Tire retreading and repair shops.....	**	**	**	**	2	(D)	(D)	(D)	(D)
7535	Paint shops.....	**	**	**	**	7	2 260	906	148	57
7539 pt.	Auto electrical and fuel system services.....	**	**	**	**	4	310	54	16	8
7539 pt.	Radiator repair.....	**	**	**	**	4	848	291	58	17
7539 pt.	Glass replacement and repair.....	**	**	**	**	4	915	214	40	13
7539 pt.	Brake, front end, and wheel alignment.....	**	**	**	**	12	3 074	907	201	53
7539 pt.	Exhaust system services (muffler shops).....	**	**	**	**	7	2 335	370	88	55
7539 pt.	Transmission repair shops.....	**	**	**	**	19	3 083	1 120	256	80
7539 pt.	Other automotive repair shops, n.e.c.....	**	**	**	**	5	(D)	(D)	(D)	(D)
754	Automotive services, except repair.....	††	††	††	††	20	(D)	(D)	(D)	(D)
7542	Car washes.....	**	**	**	**	10	1 108	354	86	32
7549	Other automotive services.....	**	**	**	**	10	(D)	(D)	(D)	(D)
76	<b>Miscellaneous repair services.....</b>	††	††	††	††	121	29 340	9 578	2 334	652
762	Electrical and electronic repair shops.....	††	††	††	††	26	6 482	2 251	542	155
7622	Radio and TV repair shops.....	††	††	††	††	13	3 956	1 278	305	92
7623, 9	Other electrical and electronic repair shops.....	††	††	††	††	13	2 526	973	237	63
7623	Refrigeration and air-conditioning repair shops.....	**	**	**	**	4	861	304	79	16
7629	Electrical and electronic repair shops, n.e.c.....	**	**	**	**	9	1 665	669	158	47
764	Reupholstery and furniture repair.....	††	††	††	††	15	2 659	624	197	46
763, 9	Other repair shops and related services.....	††	††	††	††	80	20 199	6 703	1 595	451
763	Watch, clock, and jewelry repair.....	**	**	**	**	1	(D)	(D)	(D)	(D)
769	Miscellaneous repair and related services.....	**	**	**	**	79	(D)	(D)	(D)	(D)
7692	Welding repair.....	**	**	**	**	13	3 712	905	193	63
7694	Armature rewinding shops.....	**	**	**	**	9	3 294	1 050	275	65
7699	Repair shops and related services, n.e.c.....	**	**	**	**	57	(D)	(D)	(D)	(D)
78, 79	<b>Amusement and recreation services, including motion pictures.....</b>	††	††	††	††	100	27 684	6 563	1 512	836
781, 2	Motion picture production, distribution, and services.....	††	††	††	††	8	2 081	1 106	108	25
783	Motion picture theaters.....	††	††	††	††	13	7 827	1 287	314	212
7832	Motion picture theaters, except drive-in.....	††	††	††	††	13	7 827	1 287	314	212
7833	Drive-in motion picture theaters.....	**	**	**	**	-	-	-	-	-
792	Producers, orchestras, and entertainers.....	††	††	††	††	13	960	237	55	30
7922	Theatrical producers (except motion picture) and miscellaneous theatrical services.....	**	**	**	**	7	436	81	28	11
7929	Bands, orchestras, actors, and other entertainers and entertainment groups.....	**	**	**	**	6	524	156	27	19
793	Bowling alleys and billiards and pool establishments.....	††	††	††	††	11	2 269	708	191	77
7932	Billiard and pool establishments.....	††	††	††	††	2	(D)	(D)	(D)	(D)
7933	Bowling alleys.....	††	††	††	††	9	(D)	(D)	(D)	(D)
79 ex. 792, 3	Commercial sports and other amusement and recreation services.....	††	††	††	††	55	14 547	3 225	844	492
794	Commercial sports.....	††	††	††	††	6	(D)	(D)	(D)	(D)
7941	Professional sports clubs, managers, promoters.....	††	††	††	††	3	(D)	(D)	(D)	(D)
7948	Racing, including track operation.....	††	††	††	††	3	(D)	(D)	(D)	(D)
79 ex. 792, 3, 4	Other amusement and recreation services.....	††	††	††	††	49	(D)	(D)	(D)	(D)
791	Dance halls, studios, and schools.....	**	**	**	**	6	585	204	56	38
7992	Public golf courses.....	**	**	**	**	-	-	-	-	-
7993	Coin-operated amusement device operators.....	**	**	**	**	4	927	216	51	37
7996	Amusement parks.....	**	**	**	**	1	(D)	(D)	(D)	(D)
7997	Membership sports and recreation clubs.....	**	**	**	**	13	2 289	686	151	96
7999	Amusement and recreation services, n.e.c.....	**	**	**	**	25	6 145	1 728	457	268
7999 pt.	Concession operators of amusement devices, rides.....	**	**	**	**	3	(D)	(D)	(D)	(D)
7999 pt.	Carnivals, circuses, and fairs.....	**	**	**	**	1	(D)	(D)	(D)	(D)
7999 pt.	Other commercial recreation and amusements.....	**	**	**	**	21	5 213	1 432	389	247

**Table 4a. Summary Statistics for Firms Subject to Federal Income Tax for Standard Metropolitan Statistical Areas: 1982—Con.**

[For meaning of abbreviations and symbols, see introductory text. For explanation of terms and comparability of 1977 and 1982 censuses, see appendix A. For definitions of SMSA's, see appendix D.]

SIC code	Geographic area and kind of business or operation	All establishments				Establishments with payroll				
		Number	Receipts (\$1,000)	Unincorporated businesses or operations		Number	Receipts (\$1,000)	Annual payroll (\$1,000)	First quarter payroll (\$1,000)	Paid employees for pay period including March 12 (number)
				Individual proprietorships (number)	Partnerships (number)					
<b>PATERSON-CLIFTON-PASSAIC SMSA—Con.</b>										
80, ex. 806	Health services, except hospitals .....	††	††	††	††	696	160 774	72 014	16 832	3 991
801	Offices of physicians .....	††	††	††	††	374	88 030	42 075	9 921	1 413
802	Offices of dentists .....	††	††	††	††	196	31 072	11 038	2 482	731
803	Offices of osteopathic physicians .....	††	††	††	††	8	1 532	542	116	31
8041	Offices of chiropractors .....	††	††	††	††	22	1 889	437	81	41
8042	Offices of optometrists .....	††	††	††	††	27	3 629	915	216	93
805	Nursing and personal care facilities .....	††	††	††	††	18	24 943	13 114	3 132	1 364
8049, 807, 8, 9	Other health services .....	††	††	††	††	51	9 679	3 893	884	318
807	Medical and dental laboratories .....	††	††	††	††	21	5 097	2 063	462	150
8071	Medical laboratories .....	††	††	††	††	6	2 073	504	132	50
8072	Dental laboratories .....	††	††	††	††	15	3 024	1 559	330	100
8049, 808, 9	Other health services, n.e.c. ....	††	††	††	††	30	4 582	1 830	422	168
81	Legal services .....	††	††	††	††	296	49 196	16 970	4 167	957
823, 4, 9	Selected educational services .....	††	††	††	††	21	9 884	3 634	793	255
823	Libraries and information centers .....	**	**	**	**	-	-	-	-	-
824	Correspondence schools and vocational schools .....	**	**	**	**	10	7 693	2 812	604	183
829	Schools and educational services, n.e.c. ....	**	**	**	**	11	2 191	822	189	72
891	Engineering, architectural, and surveying services .....	††	††	††	††	75	42 791	23 906	6 111	928
891 pt.	Architectural services .....	**	**	**	**	18	2 236	650	129	43
891 pt.	Engineering services .....	**	**	**	**	45	37 942	21 910	5 679	808
891 pt.	Surveying services .....	**	**	**	**	12	2 613	1 346	303	77
893	Accounting, auditing, and bookkeeping services .....	††	††	††	††	116	29 124	10 017	2 590	626
83, 892, 9	Social and other services .....	††	††	††	††	25	5 236	2 177	512	239
83	Social services .....	**	**	**	**	20	4 398	1 817	418	221
835	Child day care services .....	**	**	**	**	17	(D)	(D)	(D)	(D)
832, 3, 6, 9	Other social services .....	**	**	**	**	3	(D)	(D)	(D)	(D)
892, 9	Other services .....	**	**	**	**	5	838	360	94	18
<b>PHILADELPHIA, PA.-N.J., SMSA</b>										
	<b>Total .....</b>	††	††	††	††	25 366	9 800 618	3 781 630	894 371	248 427
70	Hotels, motels, and other lodging places .....	††	††	††	††	341	385 298	113 421	26 091	13 716
7011	Hotels, motor hotels, and motels .....	††	††	††	††	261	372 858	109 771	25 400	13 309
7011 pt.	Hotels .....	††	††	††	††	91	283 961	86 520	20 021	10 242
7011 pt.	Hotels, 25 guestrooms or more .....	**	**	**	**	75	282 332	86 177	19 943	10 185
7011 pt.	Hotels, less than 25 guestrooms .....	**	**	**	**	16	1 629	343	78	57
7011 pt.	Motels, motor hotels, and tourist courts .....	††	††	††	††	170	88 897	23 251	5 379	3 067
7011 pt.	Motels, tourist courts .....	††	††	††	††	148	49 877	11 885	2 756	1 795
7011 pt.	Motor hotels .....	**	**	**	**	22	39 020	11 366	2 623	1 272
702, 3, 4	Other lodging places .....	††	††	††	††	80	12 440	3 650	691	407
703	Trailer parks and camps .....	††	††	††	††	42	6 609	1 405	177	78
7032	Sporting and recreational camps .....	††	††	††	††	23	4 534	1 047	115	42
7033	Trailer parks and camp sites for transients .....	††	††	††	††	19	2 075	358	62	36
702, 4	Rooming, boarding, and membership lodging .....	††	††	††	††	38	5 831	2 245	514	329
702	Rooming and boarding houses .....	††	††	††	††	36	(D)	(D)	(D)	(D)
704	Organization hotels and lodging houses, on membership basis .....	††	††	††	††	2	(D)	(D)	(D)	(D)
72	Personal services .....	††	††	††	††	3 395	469 128	158 250	36 704	18 657
721	Laundry, cleaning, and garment services .....	††	††	††	††	837	187 115	63 135	14 696	6 459
7215	Coin-operated laundries and dry cleaning .....	††	††	††	††	151	27 002	4 922	1 183	558
7215 pt.	Coin-operated laundries and dry-cleaning stores .....	**	**	**	**	137	11 046	2 172	499	382
7215 pt.	Coin-operated laundry machine routes .....	**	**	**	**	14	15 956	2 750	684	176
721 ex. 7215	Other laundry, cleaning, and garment services .....	††	††	††	††	686	160 113	58 213	13 513	5 901
7216	Power laundries, family and commercial* .....	**	**	**	**	27	7 742	4 063	937	346
7216	Dry-cleaning plants, except rug cleaning* .....	**	**	**	**	452	58 445	20 320	4 726	2 672
Other 721	Laundry and cleaning services, n.e.c.* .....	**	**	**	**	207	93 926	33 830	7 850	2 883
7212	Garment pressing and agents for laundries and dry cleaners .....	**	**	**	**	56	4 144	1 059	227	151
7213	Linen supply* .....	**	**	**	**	25	27 422	10 080	2 428	827
7217	Carpet and upholstery cleaning .....	**	**	**	**	50	10 115	3 718	742	327
7218	Industrial laundries* .....	**	**	**	**	26	43 232	15 502	3 690	1 236
7214, 9	Other laundry, garment services, including diaper* .....	**	**	**	**	50	9 013	3 471	763	342
7214	Diaper service* .....	**	**	**	**	2	(D)	(D)	(D)	(D)
7219	Laundry and garment services, n.e.c. ....	**	**	**	**	48	(D)	(D)	(D)	(D)
722	Photographic studios, portrait .....	††	††	††	††	116	24 253	6 794	1 489	756
723, 4	Beauty and barber shops .....	††	††	††	††	1 726	117 853	50 787	11 788	7 011
723	Beauty shops .....	††	††	††	††	1 481	107 595	46 569	10 820	6 472
724	Barber shops .....	††	††	††	††	245	10 258	4 218	968	539

**Table 4a. Summary Statistics for Firms Subject to Federal Income Tax for Standard Metropolitan Statistical Areas: 1982—Con.**

[For meaning of abbreviations and symbols, see introductory text. For explanation of terms and comparability of 1977 and 1982 censuses, see appendix A. For definitions of SMSA's, see appendix D]

SIC code	Geographic area and kind of business or operation	All establishments				Establishments with payroll				
		Number	Receipts (\$1,000)	Unincorporated businesses or operations		Number	Receipts (\$1,000)	Annual payroll (\$1,000)	First quarter payroll (\$1,000)	Paid employees for pay period including March 12 (number)
				Individual proprietorships (number)	Partnerships (number)					
<b>PHILADELPHIA, PA.-N.J., SMSA—Con.</b>										
<b>72</b>	<b>Personal services—Con.</b>									
725	Shoe repair, shoe shine, and hat-cleaning shops.....	††	††	††	††	79	4 188	1 131	263	164
726	Funeral service and crematories .....	††	††	††	††	248	64 251	13 605	3 210	905
729	Miscellaneous personal services .....	††	††	††	††	389	71 468	22 798	5 258	3 362
729 pt.	Reducing salons and health clubs, except resorts .....	..	..	..	..	92	29 894	10 148	2 200	1 223
729 pt.	Tax preparation services .....	..	..	..	..	68	7 619	2 698	1 073	929
729 pt.	Other personal services, n.e.c. ....	..	..	..	..	229	33 955	9 952	1 985	1 210
<b>73</b>	<b>Business services</b> .....	††	††	††	††	4 945	2 956 597	1 171 955	277 281	87 271
731	Advertising .....	††	††	††	††	323	180 778	76 125	18 773	3 555
7311	Advertising agencies .....	..	..	..	..	245	112 189	54 177	13 509	2 331
7312	Outdoor advertising services .....	..	..	..	..	17	17 161	3 594	917	158
7313	Radio, TV, publishers' advertising representatives .....	..	..	..	..	39	41 330	14 433	3 370	643
7319	Advertising, n.e.c. ....	..	..	..	..	22	10 098	3 921	977	423
734	Services to dwellings and other buildings .....	††	††	††	††	727	276 711	115 919	27 031	15 240
7341	Window cleaning .....	..	..	..	..	35	3 215	1 363	306	143
7342	Disinfecting and exterminating services .....	..	..	..	..	136	29 627	12 245	2 659	907
7349	Cleaning and maintenance services, n.e.c. ....	..	..	..	..	556	243 869	102 311	24 066	14 190
737	Computer and data processing services.....	††	††	††	††	521	718 264	260 304	60 878	12 053
7372	Computer programming and other software services .....	..	..	..	..	230	243 916	104 504	24 121	4 205
7374	Data processing services .....	..	..	..	..	172	313 629	103 911	24 438	5 695
7374 pt.	Data processing services, except facilities management .....	..	..	..	..	165	(D)	(D)	(D)	(D)
7374 pt.	Computer facilities management .....	..	..	..	..	7	(D)	(D)	(D)	(D)
7379	Computer related services, n.e.c. ....	..	..	..	..	119	160 719	51 889	12 319	2 153
7392	Management, consulting, and public relations services.....	††	††	††	††	1 117	532 861	225 055	55 702	12 286
7392 pt.	Management and administrative services.....	..	..	..	..	169	127 719	61 160	15 071	2 772
7392 pt.	Public relations services.....	..	..	..	..	100	26 249	10 069	2 078	778
7392 pt.	Management consulting services .....	..	..	..	..	455	193 069	76 818	19 829	3 657
7392 pt.	Economic and sociological research .....	..	..	..	..	167	113 522	46 122	11 202	3 322
7392 pt.	Consulting services, n.e.c. ....	..	..	..	..	226	72 302	30 886	7 522	1 757
7394	Equipment rental and leasing services .....	††	††	††	††	306	182 463	46 121	10 543	2 607
7394 pt.	Equipment rental .....	..	..	..	..	189	101 531	25 844	6 022	1 575
7394 pt.	Equipment leasing, except finance leasing .....	..	..	..	..	57	38 580	7 862	1 755	493
7394 pt.	Leasing and rental of heavy construction equipment without operators .....	..	..	..	..	33	16 593	4 213	905	163
7394 pt.	Rental of heavy construction equipment with operators .....	..	..	..	..	27	25 759	8 202	1 861	376
Other 73	Other business services .....	††	††	††	††	1 951	1 065 520	448 431	104 354	41 530
732	Credit reporting, collection agencies .....	..	..	..	..	105	49 364	17 602	4 008	1 199
732 pt.	Adjustment and collection agencies .....	..	..	..	..	84	27 497	11 084	2 500	800
732 pt.	Mercantile reporting agencies .....	..	..	..	..	4	(D)	(D)	(D)	(D)
732 pt.	Consumer credit reporting agencies .....	..	..	..	..	17	(D)	(D)	(D)	(D)
7331	Direct mail advertising services .....	..	..	..	..	67	96 418	26 219	6 450	2 152
7332	Blueprinting and photocopying services .....	..	..	..	..	45	11 772	3 453	825	296
7333	Commercial photography, art, and graphics.....	..	..	..	..	220	68 668	22 590	5 466	1 319
7333 pt.	Commercial photography .....	..	..	..	..	62	16 110	5 135	1 274	316
7333 pt.	Commercial art .....	..	..	..	..	48	11 537	3 983	999	196
7333 pt.	Graphic arts and related design and commercial photography, n.e.c. ....	..	..	..	..	110	41 021	13 472	3 193	807
7339	Stenographic services; and reproduction services, n.e.c. ....	..	..	..	..	91	22 657	6 482	1 501	496
736	Personnel supply services .....	..	..	..	..	380	246 921	138 419	30 929	13 722
7361	Employment agencies .....	..	..	..	..	236	47 026	25 397	6 706	1 718
7362	Help supply services .....	..	..	..	..	129	149 113	103 178	21 848	11 466
7362 pt.	Office help supply services .....	..	..	..	..	78	66 281	47 664	11 615	6 265
7362 pt.	Help supply, except office workers .....	..	..	..	..	51	82 832	55 514	10 233	5 201
7369	Facilities management services .....	..	..	..	..	15	50 782	9 844	2 375	538
7391	Research and development laboratories .....	..	..	..	..	54	48 375	17 851	4 037	816
7397	Testing laboratories and facilities .....	..	..	..	..	41	23 361	11 246	2 635	787
7393	Detective agencies and protective services.....	..	..	..	..	190	143 696	81 167	20 201	9 922
7393 pt.	Detective agencies and guard services .....	..	..	..	..	133	90 517	61 558	15 430	8 749
7393 pt.	Armored car services .....	..	..	..	..	7	8 435	4 594	1 144	314
7393 pt.	Burglar and fire alarm systems .....	..	..	..	..	50	44 744	15 015	3 627	859
7395	Photofinishing laboratories* .....	..	..	..	..	57	62 158	14 106	3 333	1 501
7399 pt.	Sign painting shops .....	..	..	..	..	26	2 412	707	155	64
7399 pt.	Interior designing .....	..	..	..	..	68	16 202	5 494	1 224	298
7399 pt.	Telephone answering services .....	..	..	..	..	66	17 616	8 353	1 900	1 356
735, 7396, 7399 pt.	Other business services, n.e.c. ....	..	..	..	..	541	255 900	94 742	21 690	7 602
735	News syndicates .....	..	..	..	..	7	(D)	(D)	(D)	(D)
7396	Trading stamp services (sales offices) .....	..	..	..	..	1	(D)	(D)	(D)	(D)
7399 pt.	Water softening services .....	..	..	..	..	20	6 215	2 065	652	108
7399 pt.	Packaging and labeling services .....	..	..	..	..	36	41 504	15 437	3 527	1 481
7399 pt.	Miscellaneous business services, n.e.c. ....	..	..	..	..	477	(D)	(D)	(D)	(D)



**Table 4a. Summary Statistics for Firms Subject to Federal Income Tax for Standard Metropolitan Statistical Areas: 1982—Con.**

[For meaning of abbreviations and symbols, see introductory text. For explanation of terms and comparability of 1977 and 1982 censuses, see appendix A. For definitions of SMSA's, see appendix D.]

SIC code	Geographic area and kind of business or operation	All establishments				Establishments with payroll				
		Number	Receipts (\$1,000)	Unincorporated businesses or operations		Number	Receipts (\$1,000)	Annual payroll (\$1,000)	First quarter payroll (\$1,000)	Paid employees for pay period including March 12 (number)
				Individual proprietorships (number)	Partnerships (number)					
<b>PHILADELPHIA, PA.-N.J., SMSA—Con.</b>										
75	Automotive repair, services, and garages-----	††	††	††	††	2 596	726 084	161 949	37 619	12 636
751	Automotive rental and leasing, without drivers-----	††	††	††	††	215	249 749	36 763	8 714	2 260
7512 pt.	Passenger car rental, without drivers-----	**	**	**	**	53	53 010	8 034	1 969	645
7512 pt.	Passenger car leasing, except finance leasing-----	**	**	**	**	58	60 373	5 064	1 202	331
7513 pt.	Truck rental, without drivers-----	**	**	**	**	50	38 960	5 841	1 434	444
7513 pt.	Truck leasing, except finance leasing-----	**	**	**	**	51	97 011	17 732	4 090	832
7519	Utility trailer and recreational vehicle rental-----	**	**	**	**	3	395	92	19	8
752	Automobile parking-----	††	††	††	††	228	62 377	13 881	3 494	1 653
7523	Parking lots-----	**	**	**	**	183	31 804	6 613	1 628	812
7525	Parking structures-----	**	**	**	**	45	30 573	7 268	1 866	841
753	Automotive repair shops-----	††	††	††	††	1 979	385 088	102 972	23 625	7 730
7538	General automotive repair shops-----	††	††	††	††	919	148 960	36 689	8 388	2 977
7538 pt.	General automotive repair shops, except diesel-----	**	**	**	**	874	127 694	30 801	7 011	2 604
7538 pt.	Diesel repair shops-----	**	**	**	**	45	21 266	5 888	1 377	373
7531	Top and body repair shops-----	††	††	††	††	627	139 320	39 563	9 087	2 852
7534, 5, 9	Other automotive repair shops-----	††	††	††	††	433	96 808	26 720	6 150	1 901
7534	Tire retreading and repair shops-----	**	**	**	**	16	11 478	2 447	592	180
7535	Paint shops-----	**	**	**	**	60	14 579	4 746	1 061	355
7539 pt.	Auto electrical and fuel system services-----	**	**	**	**	35	5 924	1 952	467	144
7539 pt.	Radiator repair-----	**	**	**	**	42	6 716	1 694	384	127
7539 pt.	Glass replacement and repair-----	**	**	**	**	47	13 585	3 659	850	239
7539 pt.	Brake, front end, and wheel alignment-----	**	**	**	**	37	6 497	2 170	476	144
7539 pt.	Exhaust system services (muffler shops)-----	**	**	**	**	53	15 376	3 638	786	210
7539 pt.	Transmission repair shops-----	**	**	**	**	123	19 986	5 794	1 365	445
7539 pt.	Other automotive repair shops, n.e.c.-----	**	**	**	**	20	2 667	720	169	57
754	Automotive services, except repair-----	††	††	††	††	174	28 870	8 333	1 786	993
7542	Car washes-----	**	**	**	**	104	16 739	4 376	951	686
7549	Other automotive services-----	**	**	**	**	70	12 131	3 957	835	307
76	Miscellaneous repair services-----	††	††	††	††	1 021	283 605	90 010	21 271	5 623
762	Electrical and electronic repair shops-----	††	††	††	††	346	98 735	31 064	7 264	1 882
7622	Radio and TV repair shops-----	††	††	††	††	144	34 704	10 089	2 461	759
7623, 9	Other electrical and electronic repair shops-----	††	††	††	††	202	64 031	20 975	4 803	1 123
7623	Refrigeration and air-conditioning repair shops-----	**	**	**	**	75	20 475	6 011	1 318	314
7629	Electrical and electronic repair shops, n.e.c.-----	**	**	**	**	127	43 556	14 964	3 485	809
764	Reupholstery and furniture repair-----	††	††	††	††	121	10 122	3 056	680	303
763, 9	Other repair shops and related services-----	††	††	††	††	554	174 748	55 890	13 327	3 438
763	Watch, clock, and jewelry repair-----	**	**	**	**	50	6 144	1 707	390	156
769	Miscellaneous repair and related services-----	**	**	**	**	504	168 604	54 183	12 937	3 282
7692	Welding repair-----	**	**	**	**	61	10 505	3 690	840	255
7694	Armature rewinding shops-----	**	**	**	**	46	39 942	12 137	2 813	581
7699	Repair shops and related services, n.e.c.-----	**	**	**	**	397	118 157	38 356	9 284	2 446
7699 pt.	Farm machinery and equipment repair shops-----	**	**	**	**	12	2 051	497	118	52
7699 pt.	Lawnmower, saw, knife, tool sharpening and repair-----	**	**	**	**	30	5 771	1 416	305	101
7699 pt.	Sewer and septic tank cleaning services-----	**	**	**	**	34	10 711	4 121	935	253
7699 pt.	Other repair and related services, n.e.c.-----	**	**	**	**	321	99 624	32 322	7 926	2 040
78, 79	Amusement and recreation services, including motion pictures-----	††	††	††	††	1 055	508 668	124 468	31 123	12 342
781, 2	Motion picture production, distribution, and services-----	††	††	††	††	73	90 975	10 087	2 197	473
7813	Motion picture production, except for TV-----	**	**	**	**	21	6 647	1 705	382	81
7814	Motion picture, tape production for TV-----	**	**	**	**	21	12 211	4 234	882	160
7819	Services allied to motion picture production-----	**	**	**	**	10	5 012	1 319	237	49
7823	Motion picture film exchanges-----	**	**	**	**	14	64 369	2 137	539	130
7824	Film or tape distribution for TV-----	**	**	**	**	1	(D)	(D)	(D)	(D)
7829	Services allied to motion picture distribution-----	**	**	**	**	6	(D)	(D)	(D)	(D)
783	Motion picture theaters-----	††	††	††	††	162	68 340	10 608	2 278	1 843
7832	Motion picture theaters, except drive-in-----	**	**	**	**	144	64 245	9 961	2 208	1 760
7833	Drive-in motion picture theaters-----	**	**	**	**	18	4 095	647	70	83
792	Producers, orchestras, and entertainers-----	††	††	††	††	85	45 197	10 864	2 575	1 217
7922	Theatrical producers (except motion picture) and miscellaneous theatrical services-----	**	**	**	**	41	33 775	7 195	1 637	691
7922 pt.	Producers of live theatrical productions-----	**	**	**	**	11	9 182	2 510	416	322
7922 pt.	Producers of radio and TV shows, except tape-----	**	**	**	**	2	(D)	(D)	(D)	(D)
7922 pt.	Artists' and entertainers' managers or agents, concert bureaus, booking agents-----	**	**	**	**	14	(D)	(D)	(D)	(D)
7922 pt.	Other theatrical services-----	**	**	**	**	14	19 894	3 633	947	295
7929	Bands, orchestras, actors, and other entertainers and entertainment groups-----	**	**	**	**	44	11 422	3 669	938	526
7929 pt.	Dance groups and artists-----	**	**	**	**	2	(D)	(D)	(D)	(D)
7929 pt.	Symphony orchestras, opera companies, and chamber music organizations-----	**	**	**	**	1	(D)	(D)	(D)	(D)
7929 pt.	Other music and entertainment presentations-----	**	**	**	**	41	11 064	3 595	911	506
793	Bowling alleys and billiards and pool establishments-----	††	††	††	††	97	26 638	8 274	2 225	1 353
7932	Billiard and pool establishments-----	**	**	**	**	11	814	241	51	31
7933	Bowling alleys-----	††	††	††	††	86	25 824	8 033	2 174	1 322

Table 4a. Summary Statistics for Firms Subject to Federal Income Tax for Standard Metropolitan Statistical Areas: 1982—Con.

[For meaning of abbreviations and symbols, see introductory text. For explanation of terms and comparability of 1977 and 1982 censuses, see appendix A. For definitions of SMSA's, see appendix D]

SIC code	Geographic area and kind of business or operation	All establishments				Establishments with payroll				
		Number	Receipts (\$1,000)	Unincorporated businesses or operations		Number	Receipts (\$1,000)	Annual payroll (\$1,000)	First quarter payroll (\$1,000)	Paid employees for pay period including March 12 (number)
				Individual proprietorships (number)	Partnerships (number)					
<b>PHILADELPHIA, PA.-N.J., SMSA—Con.</b>										
78, 79	<b>Amusement and recreation services, including motion pictures—Con.</b>									
79 ex. 792, 3	Commercial sports and other amusement and recreation services ..	††	††	††	††	638	277 518	84 635	21 848	7 456
794	Commercial sports .....	††	††	††	††	57	128 464	46 776	14 107	2 291
7941	Professional sports clubs, managers, promoters .....	††	††	††	††	11	59 959	33 421	11 083	1 002
7941 pt.	Baseball clubs .....	**	**	**	**	1	(D)	(D)	(D)	(D)
7941 pt.	Football clubs .....	**	**	**	**	2	(D)	(D)	(D)	(D)
7941 pt.	Other professional sports clubs .....	**	**	**	**	2	(D)	(D)	(D)	(D)
7941 pt.	Managers and promoters .....	**	**	**	**	6	(D)	(D)	(D)	(D)
7948	Racing, including track operation .....	††	††	††	††	46	68 505	13 355	3 024	1 289
7948 pt.	Auto race track operation .....	**	**	**	**	4	(D)	(D)	(D)	(D)
7948 pt.	Horse race track operation .....	**	**	**	**	2	(D)	(D)	(D)	(D)
7948 pt.	Dog race track operation .....	**	**	**	**	-	-	-	-	-
7948 pt.	Racing stables and racing, n.e.c. ....	**	**	**	**	40	7 963	2 391	521	232
79 ex. 792, 3, 4	Other amusement and recreation services .....	††	††	††	††	581	149 054	37 859	7 741	5 165
791	Dance halls, studios, and schools .....	**	**	**	**	62	4 312	1 278	327	268
791 pt.	Public dance halls or ballrooms .....	**	**	**	**	4	354	100	25	18
791 pt.	Dance schools, including children's and professionals' .....	**	**	**	**	58	3 958	1 178	302	250
7992	Public golf courses .....	**	**	**	**	26	8 176	1 915	266	180
7993	Coin-operated amusement device operators .....	**	**	**	**	85	35 258	7 210	1 521	604
7996	Amusement parks .....	**	**	**	**	5	8 309	2 106	147	516
7997	Membership sports and recreation clubs .....	**	**	**	**	167	48 465	14 331	2 981	1 884
7999	Amusement and recreation services, n.e.c. ....	**	**	**	**	236	44 534	11 019	2 499	1 713
7999 pt.	Concession operators of amusement devices, rides .....	**	**	**	**	13	(D)	(D)	(D)	(D)
7999 pt.	Carnivals, circuses, and fairs .....	**	**	**	**	2	(D)	(D)	(D)	(D)
7999 pt.	Carnivals and circuses .....	**	**	**	**	1	(D)	(D)	(D)	(D)
7999 pt.	Fairs .....	**	**	**	**	1	(D)	(D)	(D)	(D)
7999 pt.	Other commercial recreation and amusements .....	**	**	**	**	221	42 480	10 562	2 413	1 656
7999 pt.	Commercial museums, art galleries, and botanical and zoological gardens .....	**	**	**	**	2	(D)	(D)	(D)	(D)
7999 pt.	Roller skating rinks .....	**	**	**	**	23	6 207	1 603	520	406
7999 pt.	Ice skating rinks .....	**	**	**	**	5	(D)	(D)	(D)	(D)
7999 pt.	Other amusement and recreation services, n.e.c. ....	**	**	**	**	191	35 273	8 635	1 809	1 182
80, ex. 806	<b>Health services, except hospitals</b> .....	††	††	††	††	7 418	1 982 853	869 110	207 171	49 049
801	Offices of physicians .....	††	††	††	††	3 700	972 484	471 611	116 250	16 326
802	Offices of dentists .....	††	††	††	††	1 852	315 357	113 005	26 495	7 878
803	Offices of osteopathic physicians .....	††	††	††	††	514	103 605	50 723	12 200	2 294
8041	Offices of chiropractors .....	††	††	††	††	134	12 615	3 373	781	357
8042	Offices of optometrists .....	††	††	††	††	243	25 546	6 276	1 432	603
805	Nursing and personal care facilities .....	††	††	††	††	150	255 693	114 998	26 023	13 893
8051	Skilled nursing care facilities .....	**	**	**	**	117	228 268	101 998	23 340	12 437
8059	Nursing and personal care facilities, n.e.c. ....	**	**	**	**	33	27 425	13 000	2 683	1 456
8049, 807, 8, 9	Other health services .....	††	††	††	††	825	297 553	109 124	23 990	7 698
807	Medical and dental laboratories .....	††	††	††	††	241	146 313	56 686	12 443	3 560
8071	Medical laboratories .....	††	††	††	††	106	115 706	43 646	9 518	2 660
8072	Dental laboratories .....	††	††	††	††	135	30 607	13 040	2 925	900
8049, 808, 9	Other health services, n.e.c. ....	††	††	††	††	584	151 240	52 438	11 547	4 138
8049	Offices of health practitioners, n.e.c. ....	**	**	**	**	359	43 532	15 945	3 399	1 100
808	Outpatient care facilities .....	**	**	**	**	111	59 027	20 329	4 684	1 372
809	Health and allied services, n.e.c. ....	**	**	**	**	114	48 681	16 164	3 464	1 666
81	<b>Legal services</b> .....	††	††	††	††	2 197	941 858	373 066	85 857	15 708
823, 4, 9	<b>Selected educational services</b> .....	††	††	††	††	172	60 836	22 027	5 474	1 957
823	Libraries and information centers .....	**	**	**	**	2	(D)	(D)	(D)	(D)
824	Correspondence schools and vocational schools .....	**	**	**	**	81	46 035	16 735	4 156	1 375
8241	Correspondence schools .....	**	**	**	**	4	(D)	(D)	(D)	(D)
8243	Data processing schools .....	**	**	**	**	5	(D)	(D)	(D)	(D)
8244	Business and secretarial schools .....	**	**	**	**	24	9 278	3 626	860	307
8249	Vocational schools, except vocational high schools, n.e.c. ....	**	**	**	**	48	30 563	10 984	2 771	925
829	Schools and educational services, n.e.c. ....	**	**	**	**	89	(D)	(D)	(D)	(D)
891	<b>Engineering, architectural, and surveying services</b> .....	††	††	††	††	827	1 033 738	520 110	123 428	19 900
891 pt.	Architectural services .....	**	**	**	**	245	118 159	49 366	11 013	2 234
891 pt.	Engineering services .....	**	**	**	**	506	901 442	463 331	110 648	17 222
891 pt.	Surveying services .....	**	**	**	**	76	14 137	7 413	1 767	444
893	<b>Accounting, auditing, and bookkeeping services</b> .....	††	††	††	††	877	336 643	129 965	31 401	6 849

**Table 4a. Summary Statistics for Firms Subject to Federal Income Tax for Standard Metropolitan Statistical Areas: 1982—Con.**

[For meaning of abbreviations and symbols, see introductory text. For explanation of terms and comparability of 1977 and 1982 censuses, see appendix A. For definitions of SMSA's, see appendix D]

SIC code	Geographic area and kind of business or operation	All establishments				Establishments with payroll				
		Number	Receipts (\$1,000)	Unincorporated businesses or operations		Number	Receipts (\$1,000)	Annual payroll (\$1,000)	First quarter payroll (\$1,000)	Paid employees for pay period including March 12 (number)
				Individual proprietorships (number)	Partnerships (number)					
<b>PHILADELPHIA, PA.-N.J., SMSA—Con.</b>										
<b>83, 892, 9</b>	<b>Social and other services</b>	††	††	††	††	<b>522</b>	<b>115 310</b>	<b>47 299</b>	<b>10 951</b>	<b>4 719</b>
83	Social services	**	**	**	**	430	101 490	41 300	9 362	4 481
835	Child day care services	**	**	**	**	255	19 426	8 476	2 029	1 650
<b>832, 3, 6, 9</b>	<b>Other social services</b>	**	**	**	**	<b>175</b>	<b>82 064</b>	<b>32 824</b>	<b>7 333</b>	<b>2 831</b>
832	Individual and family social services	**	**	**	**	39	7 053	2 129	510	165
833	Job training and vocational rehabilitation services	**	**	**	**	24	15 646	7 692	1 833	481
836	Residential care	**	**	**	**	86	48 458	18 604	4 074	1 828
839	Social services, n.e.c.	**	**	**	**	26	10 907	4 399	916	357
892, 9	Other services	**	**	**	**	92	13 820	5 999	1 589	238
892	Noncommercial educational, scientific, and research organizations	**	**	**	**	1	(D)	(D)	(D)	(D)
899	Services, n.e.c.	**	**	**	**	91	(D)	(D)	(D)	(D)
<b>TRENTON SMSA</b>										
	<b>Total</b>	††	††	††	††	<b>1 974</b>	<b>697 201</b>	<b>275 432</b>	<b>66 839</b>	<b>17 898</b>
<b>70</b>	<b>Hotels, motels, and other lodging places</b>	††	††	††	††	<b>29</b>	<b>23 373</b>	<b>6 958</b>	<b>1 769</b>	<b>777</b>
7011	Hotels, motor hotels, and motels	††	††	††	††	20	22 686	6 768	1 730	755
7011 pt.	Hotels	††	††	††	††	6	14 189	4 476	1 114	422
7011 pt.	Motels, motor hotels, and tourist courts	††	††	††	††	14	8 497	2 292	616	333
702, 3, 4	Other lodging places	††	††	††	††	9	687	190	39	22
<b>72</b>	<b>Personal services</b>	††	††	††	††	<b>259</b>	<b>32 232</b>	<b>12 458</b>	<b>3 015</b>	<b>1 390</b>
721	Laundry, cleaning, and garment services	††	††	††	††	65	14 722	6 002	1 452	558
7215	Coin-operated laundries and dry cleaning	††	††	††	††	15	952	220	47	28
721 ex.	Other laundry, cleaning, and garment services	††	††	††	††	50	13 770	5 782	1 405	530
7215										
7211	Power laundries, family and commercial*	**	**	**	**	4	(D)	(D)	(D)	(D)
7216	Dry-cleaning plants, except rug cleaning*	**	**	**	**	30	5 874	2 464	596	277
Other 721	Laundry and cleaning services, n.e.c.*	**	**	**	**	16	(D)	(D)	(D)	(D)
722	Photographic studios, portrait	††	††	††	††	5	663	102	28	37
723, 4	Beauty and barber shops	††	††	††	††	128	7 728	3 280	789	454
723	Beauty shops	††	††	††	††	116	7 192	3 088	744	432
724	Barber shops	††	††	††	††	12	536	192	45	22
725	Shoe repair, shoe shine, and hat-cleaning shops	††	††	††	††	6	249	71	13	8
726	Funeral service and crematories	††	††	††	††	30	5 726	1 876	466	103
729	Miscellaneous personal services	††	††	††	††	25	3 144	1 127	267	230
<b>73</b>	<b>Business services</b>	††	††	††	††	<b>439</b>	<b>264 148</b>	<b>112 924</b>	<b>27 408</b>	<b>7 645</b>
731	Advertising	††	††	††	††	22	10 755	4 250	1 108	175
734	Services to dwellings and other buildings	††	††	††	††	47	8 581	4 703	1 023	841
737	Computer and data processing services	††	††	††	††	54	56 064	18 978	4 410	812
7392	Management, consulting, and public relations services	††	††	††	††	145	91 822	39 416	9 665	2 206
7394	Equipment rental and leasing services	††	††	††	††	14	2 600	606	133	30
Other 73	Other business services	††	††	††	††	157	94 326	44 971	11 069	3 581
<b>75</b>	<b>Automotive repair, services, and garages</b>	††	††	††	††	<b>155</b>	<b>40 129</b>	<b>9 117</b>	<b>2 045</b>	<b>714</b>
751	Automotive rental and leasing, without drivers	††	††	††	††	14	11 078	1 138	268	87
752	Automobile parking	††	††	††	††	4	(D)	(D)	(D)	(D)
753	Automotive repair shops	††	††	††	††	123	25 990	6 938	1 535	508
7538	General automotive repair shops	††	††	††	††	50	7 969	2 034	448	169
7531	Top and body repair shops	††	††	††	††	41	7 870	2 293	520	167
7534, 5, 9	Other automotive repair shops	††	††	††	††	32	10 151	2 611	567	172
754	Automotive services, except repair	††	††	††	††	14	(D)	(D)	(D)	(D)
<b>76</b>	<b>Miscellaneous repair services</b>	††	††	††	††	<b>73</b>	<b>17 609</b>	<b>5 736</b>	<b>1 298</b>	<b>368</b>
762	Electrical and electronic repair shops	††	††	††	††	26	5 401	1 806	456	135
7622	Radio and TV repair shops	††	††	††	††	13	2 726	998	243	74
7623, 9	Other electrical and electronic repair shops	††	††	††	††	13	2 675	808	213	61
764	Reupholstery and furniture repair	††	††	††	††	11	803	269	57	27
763, 9	Other repair shops and related services	††	††	††	††	36	11 405	3 661	785	206
<b>78, 79</b>	<b>Amusement and recreation services, including motion pictures</b>	††	††	††	††	<b>66</b>	<b>17 178</b>	<b>4 129</b>	<b>966</b>	<b>574</b>
781, 2	Motion picture production, distribution, and services	††	††	††	††	3	(D)	(D)	(D)	(D)
783	Motion picture theaters	††	††	††	††	16	6 151	979	210	159
792	Producers, orchestras, and entertainers	††	††	††	††	2	(D)	(D)	(D)	(D)
793	Bowling alleys and billiards and pool establishments	††	††	††	††	6	3 088	898	237	126
79 ex. 792, 3	Commercial sports and other amusement and recreation services	††	††	††	††	39	6 426	1 659	387	259
<b>80, ex. 806</b>	<b>Health services, except hospitals</b>	††	††	††	††	<b>570</b>	<b>148 542</b>	<b>68 277</b>	<b>16 524</b>	<b>3 524</b>
801	Offices of physicians	††	††	††	††	310	81 419	41 110	10 116	1 330
802	Offices of dentists	††	††	††	††	131	28 311	10 642	2 700	668
803	Offices of osteopathic physicians	††	††	††	††	5	1 599	932	224	50
8041	Offices of chiropractors	††	††	††	††	18	2 055	648	152	46
8042	Offices of optometrists	††	††	††	††	24	3 177	936	210	98
805	Nursing and personal care facilities	††	††	††	††	11	15 839	8 136	1 836	835
8049, 807, 8, 9	Other health services	††	††	††	††	71	16 142	5 873	1 286	497
<b>81</b>	<b>Legal services</b>	††	††	††	††	<b>174</b>	<b>48 476</b>	<b>18 769</b>	<b>4 505</b>	<b>983</b>

**Table 4a. Summary Statistics for Firms Subject to Federal Income Tax for Standard Metropolitan Statistical Areas: 1982—Con.**

[For meaning of abbreviations and symbols, see introductory text. For explanation of terms and comparability of 1977 and 1982 censuses, see appendix A. For definitions of SMSA's, see appendix D.]

SIC code	Geographic area and kind of business or operation	All establishments				Establishments with payroll				
		Number	Receipts (\$1,000)	Unincorporated businesses or operations		Number	Receipts (\$1,000)	Annual payroll (\$1,000)	First quarter payroll (\$1,000)	Paid employees for pay period including March 12 (number)
				Individual proprietorships (number)	Partnerships (number)					
<b>TRENTON SMSA—Con.</b>										
823, 4, 9	Selected educational services.....	††	††	††	††	21	31 411	6 455	1 593	460
891	Engineering, architectural, and surveying services.....	††	††	††	††	75	56 464	23 950	6 124	932
893	Accounting, auditing, and bookkeeping services.....	††	††	††	††	72	14 410	5 464	1 318	349
83, 892, 9	Social and other services.....	††	††	††	††	41	3 229	1 195	274	182
83	Social services.....	**	**	**	**	28	2 413	899	215	160
892, 9	Other services.....	**	**	**	**	13	816	296	59	22
<b>VINELAND-MILLVILLE-BRIDGETON SMSA</b>										
	<b>Total.....</b>	††	††	††	††	640	149 394	58 417	13 411	4 640
70	Hotels, motels, and other lodging places.....	††	††	††	††	10	5 301	1 345	358	250
7011	Hotels, motor hotels, and motels.....	††	††	††	††	8	(D)	(D)	(D)	(D)
7011 pt.	Hotels.....	††	††	††	††	-	-	-	-	-
7011 pt.	Motels, motor hotels, and tourist courts.....	††	††	††	††	8	(D)	(D)	(D)	(D)
702, 3, 4	Other lodging places.....	††	††	††	††	2	(D)	(D)	(D)	(D)
72	Personal services.....	††	††	††	††	100	9 870	3 663	845	535
721	Laundry, cleaning, and garment services.....	††	††	††	††	26	3 755	1 489	318	169
7215	Coin-operated laundries and dry cleaning.....	††	††	††	††	11	637	131	28	19
721 ex. 7215	Other laundry, cleaning, and garment services.....	††	††	††	††	15	3 118	1 358	290	150
7211	Power laundries, family and commercial*.....	**	**	**	**	2	(D)	(D)	(D)	(D)
7216	Dry-cleaning plants, except rug cleaning*.....	**	**	**	**	9	782	291	67	45
Other 721	Laundry and cleaning services, n.e.c.*.....	**	**	**	**	4	(D)	(D)	(D)	(D)
722	Photographic studios, portrait.....	††	††	††	††	5	432	92	27	54
723, 4	Beauty and barber shops.....	††	††	††	††	50	2 762	1 232	298	195
723	Beauty shops.....	††	††	††	††	46	2 691	1 191	289	188
724	Barber shops.....	††	††	††	††	4	71	41	9	7
725	Shoe repair, shoe shine, and hat-cleaning shops.....	††	††	††	††	1	(D)	(D)	(D)	(D)
726	Funeral service and crematories.....	††	††	††	††	11	2 180	517	115	37
729	Miscellaneous personal services.....	††	††	††	††	7	(D)	(D)	(D)	(D)
73	Business services.....	††	††	††	††	70	41 309	17 175	3 702	1 533
731	Advertising.....	††	††	††	††	6	(D)	(D)	(D)	(D)
734	Services to dwellings and other buildings.....	††	††	††	††	15	1 802	785	144	67
737	Computer and data processing services.....	††	††	††	††	2	(D)	(D)	(D)	(D)
7392	Management, consulting, and public relations services.....	††	††	††	††	8	2 640	1 825	426	271
7394	Equipment rental and leasing services.....	††	††	††	††	7	(D)	(D)	(D)	(D)
Other 73	Other business services.....	††	††	††	††	32	15 661	9 431	1 979	927
75	Automotive repair, services, and garages.....	††	††	††	††	83	13 728	3 845	988	295
751	Automotive rental and leasing, without drivers.....	††	††	††	††	3	(D)	(D)	(D)	(D)
752	Automobile parking.....	††	††	††	††	-	-	-	-	-
753	Automotive repair shops.....	††	††	††	††	70	12 478	3 546	921	260
7538	General automotive repair shops.....	††	††	††	††	29	2 725	564	124	53
7531	Top and body repair shops.....	††	††	††	††	21	4 567	1 466	337	105
7534, 5, 9	Other automotive repair shops.....	††	††	††	††	20	5 186	1 516	460	102
754	Automotive services, except repair.....	††	††	††	††	10	(D)	(D)	(D)	(D)
76	Miscellaneous repair services.....	††	††	††	††	37	13 571	5 000	1 134	297
762	Electrical and electronic repair shops.....	††	††	††	††	12	1 990	747	159	41
7622	Radio and TV repair shops.....	††	††	††	††	5	447	138	36	15
7623, 9	Other electrical and electronic repair shops.....	††	††	††	††	7	1 543	609	123	26
764	Reupholstery and furniture repair.....	††	††	††	††	4	229	63	15	9
763, 9	Other repair shops and related services.....	††	††	††	††	21	11 352	4 190	960	247
78, 79	Amusement and recreation services, including motion pictures.....	††	††	††	††	27	5 089	1 114	249	157
781, 2	Motion picture production, distribution, and services.....	††	††	††	††	-	-	-	-	-
783	Motion picture theaters.....	††	††	††	††	5	(D)	(D)	(D)	(D)
792	Producers, orchestras, and entertainers.....	††	††	††	††	-	-	-	-	-
793	Bowling alleys and billiards and pool establishments.....	††	††	††	††	5	(D)	(D)	(D)	(D)
79 ex. 792, 3	Commercial sports and other amusement and recreation services.....	††	††	††	††	17	2 254	550	108	58
80, ex. 806	Health services, except hospitals.....	††	††	††	††	198	41 896	18 321	4 265	1 031
801	Offices of physicians.....	††	††	††	††	112	23 027	11 188	2 480	418
802	Offices of dentists.....	††	††	††	††	45	8 333	2 958	831	220
803	Offices of osteopathic physicians.....	††	††	††	††	4	988	540	125	30
8041	Offices of chiropractors.....	††	††	††	††	6	389	75	17	13
8042	Offices of optometrists.....	††	††	††	††	14	(D)	(D)	(D)	(D)
805	Nursing and personal care facilities.....	††	††	††	††	2	(D)	(D)	(D)	(D)
8049, 807, 8, 9	Other health services.....	††	††	††	††	15	2 262	817	198	51
81	Legal services.....	††	††	††	††	61	13 391	5 531	1 225	347
823, 4, 9	Selected educational services.....	††	††	††	††	1	(D)	(D)	(D)	(D)
891	Engineering, architectural, and surveying services.....	††	††	††	††	13	(D)	(D)	(D)	(D)

**Table 4a. Summary Statistics for Firms Subject to Federal Income Tax for Standard Metropolitan Statistical Areas: 1982—Con.**

[For meaning of abbreviations and symbols, see introductory text. For explanation of terms and comparability of 1977 and 1982 censuses, see appendix A. For definitions of SMSA's, see appendix D]

SIC code	Geographic area and kind of business or operation	All establishments				Establishments with payroll				
		Number	Receipts (\$1,000)	Unincorporated businesses or operations		Number	Receipts (\$1,000)	Annual payroll (\$1,000)	First quarter payroll (\$1,000)	Paid employees for pay period including March 12 (number)
				Individual proprietorships (number)	Partnerships (number)					
<b>VINELAND-MILLVILLE-BRIDGETON SMSA—Con.</b>										
893	Accounting, auditing, and bookkeeping services .....	††	††	††	††	25	3 150	1 580	432	98
83, 892, 9	Social and other services .....	††	††	††	††	15	503	213	49	45
83	Social services .....	..	..	..	..	13	(D)	(D)	(D)	(D)
892, 9	Other services .....	..	..	..	..	2	(D)	(D)	(D)	(D)
<b>WILMINGTON, DEL.-N.J.-MD., SMSA</b>										
	Total .....	††	††	††	††	2 686	746 126	293 609	70 348	23 803
70	Hotels, motels, and other lodging places .....	††	††	††	††	60	46 607	13 572	3 204	1 708
7011	Hotels, motor hotels, and motels .....	††	††	††	††	49	45 184	13 262	3 156	1 676
7011 pt.	Hotels .....	††	††	††	††	7	26 717	8 988	2 104	1 038
7011 pt.	Hotels, 25 guestrooms or more .....	..	..	..	..	2	(D)	(D)	(D)	(D)
7011 pt.	Hotels, less than 25 guestrooms .....	..	..	..	..	2	(D)	(D)	(D)	(D)
7011 pt.	Motels, motor hotels, and tourist courts .....	††	††	††	††	40	18 467	4 274	1 052	638
7011 pt.	Motels, tourist courts .....	..	..	..	..	39	(D)	(D)	(D)	(D)
7011 pt.	Motor hotels .....	..	..	..	..	1	(D)	(D)	(D)	(D)
702, 3, 4	Other lodging places .....	††	††	††	††	11	1 423	310	48	32
703	Trailer parks and camps .....	††	††	††	††	6	1 110	216	27	11
702, 4	Rooming, boarding, and membership lodging .....	††	††	††	††	5	313	94	21	21
72	Personal services .....	††	††	††	††	380	41 372	14 907	3 430	2 165
721	Laundry, cleaning, and garment services .....	††	††	††	††	80	12 980	4 940	1 111	573
7215	Coin-operated laundries and dry cleaning .....	††	††	††	††	14	1 548	475	104	59
721 ex.	Other laundry, cleaning, and garment services .....	††	††	††	††	66	11 432	4 465	1 007	514
7215	Power laundries, family and commercial* .....	..	..	..	..	3	(D)	(D)	(D)	(D)
7216	Dry-cleaning plants, except rug cleaning* .....	..	..	..	..	42	5 802	2 320	529	319
Other 721	Laundry and cleaning services, n.e.c.* .....	..	..	..	..	21	(D)	(D)	(D)	(D)
7212	Garment pressing and agents for laundries and dry cleaners .....	..	..	..	..	3	322	93	17	9
7213	Linen supply* .....	..	..	..	..	2	(D)	(D)	(D)	(D)
7217	Carpet and upholstery cleaning .....	..	..	..	..	13	1 258	572	137	61
7218	Industrial laundries* .....	..	..	..	..	1	(D)	(D)	(D)	(D)
7214, 9	Other laundry, garment services, including diaper* .....	..	..	..	..	2	(D)	(D)	(D)	(D)
722	Photographic studios, portrait .....	††	††	††	††	12	1 258	251	62	70
723, 4	Beauty and barber shops .....	††	††	††	††	206	12 496	5 935	1 344	779
723	Beauty shops .....	††	††	††	††	189	11 805	5 638	1 272	729
724	Barber shops .....	††	††	††	††	17	691	297	72	50
725	Shoe repair, shoe shine, and hat-cleaning shops .....	††	††	††	††	6	479	146	35	15
726	Funeral service and crematories .....	††	††	††	††	34	7 425	1 809	372	130
729	Miscellaneous personal services .....	††	††	††	††	42	6 734	1 826	506	598
73	Business services .....	††	††	††	††	474	156 157	72 770	18 415	8 265
731	Advertising .....	††	††	††	††	21	8 688	3 045	642	144
7311	Advertising agencies .....	..	..	..	..	17	(D)	(D)	(D)	(D)
7312	Outdoor advertising services .....	..	..	..	..	2	(D)	(D)	(D)	(D)
7313	Radio, TV, publishers' advertising representatives .....	..	..	..	..	1	(D)	(D)	(D)	(D)
7319	Advertising, n.e.c. .....	..	..	..	..	1	(D)	(D)	(D)	(D)
734	Services to dwellings and other buildings .....	††	††	††	††	83	(D)	(D)	(D)	(D)
7341	Window cleaning .....	..	..	..	..	3	(D)	(D)	(D)	(D)
7342	Disinfecting and exterminating services .....	..	..	..	..	16	4 109	1 781	386	114
7349	Cleaning and maintenance services, n.e.c. .....	..	..	..	..	64	16 022	10 144	2 403	2 294
737	Computer and data processing services .....	††	††	††	††	47	16 315	5 635	1 250	359
7372	Computer programming and other software services .....	..	..	..	..	18	(D)	(D)	(D)	(D)
7374	Data processing services .....	..	..	..	..	17	8 873	2 998	642	233
7379	Computer related services, n.e.c. .....	..	..	..	..	12	(D)	(D)	(D)	(D)
7392	Management, consulting, and public relations services .....	††	††	††	††	102	22 488	9 462	2 435	628
7394	Equipment rental and leasing services .....	††	††	††	††	30	10 620	2 636	540	155
Other 73	Other business services .....	††	††	††	††	191	(D)	(D)	(D)	(D)
732	Credit reporting, collection agencies .....	..	..	..	..	11	2 822	956	227	103
7331	Direct mail advertising services .....	..	..	..	..	8	1 351	280	67	28
7332	Blueprinting and photocopying services .....	..	..	..	..	2	(D)	(D)	(D)	(D)
7333	Commercial photography, art, and graphics .....	..	..	..	..	27	9 949	3 185	818	169
7339	Stenographic services; and reproduction services, n.e.c. .....	..	..	..	..	7	319	107	23	19
736	Personnel supply services .....	..	..	..	..	47	19 829	13 579	4 106	2 045
7361	Employment agencies .....	..	..	..	..	21	3 335	1 613	482	152
7362	Help supply services .....	..	..	..	..	26	16 494	11 966	3 624	1 893
7369	Facilities management services .....	..	..	..	..	-	-	-	-	-
7391	Research and development laboratories .....	..	..	..	..	3	(D)	(D)	(D)	(D)
7397	Testing laboratories and facilities .....	..	..	..	..	6	3 333	1 739	389	79
7398	Detective agencies and protective services .....	..	..	..	..	23	17 353	10 112	2 505	1 442
7395	Photofinishing laboratories* .....	..	..	..	..	4	3 758	859	206	63
7399 pt.	Sign painting shops .....	..	..	..	..	3	(D)	(D)	(D)	(D)
7399 pt.	Interior designing .....	..	..	..	..	7	1 280	674	166	37
7399 pt.	Telephone answering services .....	..	..	..	..	6	1 769	836	204	98
735, 7396, 7399 pt.	Other business services, n.e.c. .....	..	..	..	..	37	13 662	6 438	1 775	383

**Table 4a. Summary Statistics for Firms Subject to Federal Income Tax for Standard Metropolitan Statistical Areas: 1982—Con.**

[For meaning of abbreviations and symbols, see introductory text. For explanation of terms and comparability of 1977 and 1982 censuses, see appendix A. For definitions of SMSA's, see appendix D]

SIC code	Geographic area and kind of business or operation	All establishments				Establishments with payroll				
		Number	Receipts (\$1,000)	Unincorporated businesses or operations		Number	Receipts (\$1,000)	Annual payroll (\$1,000)	First quarter payroll (\$1,000)	Paid employees for pay period including March 12 (number)
				Individual proprietorships (number)	Partnerships (number)					
<b>WILMINGTON, DEL.-N.J.-MD., SMSA—Con.</b>										
75	Automotive repair, services, and garages.....	††	††	††	††	253	76 404	15 481	3 509	1 298
751	Automotive rental and leasing, without drivers .....	††	††	††	††	20	33 381	3 777	905	304
752	Automobile parking .....	††	††	††	††	17	1 761	376	97	52
7523	Parking lots .....	††	††	††	††	14	(D)	(D)	(D)	(D)
7525	Parking structures .....	**	**	**	**	3	(D)	(D)	(D)	(D)
753	Automotive repair shops.....	††	††	††	††	202	38 793	10 282	2 270	803
7538	General automotive repair shops .....	††	††	††	††	95	13 856	3 371	693	274
7538 pt.	General automotive repair shops, except diesel .....	**	**	**	**	91	13 222	3 224	657	265
7538 pt.	Diesel repair shops .....	**	**	**	**	4	634	147	36	9
7531	Top and body repair shops .....	††	††	††	††	56	11 391	3 101	710	256
7534, 5, 9	Other automotive repair shops .....	††	††	††	††	51	13 546	3 810	867	273
7534	Tire retreading and repair shops .....	**	**	**	**	6	3 304	795	207	66
7535	Paint shops .....	**	**	**	**	8	3 361	1 131	245	77
7539 pt.	Auto electrical and fuel system services .....	**	**	**	**	1	(D)	(D)	(D)	(D)
7539 pt.	Radiator repair .....	**	**	**	**	2	(D)	(D)	(D)	(D)
7539 pt.	Glass replacement and repair .....	**	**	**	**	7	(D)	(D)	(D)	(D)
7539 pt.	Brake, front end, and wheel alignment .....	**	**	**	**	7	1 257	349	79	27
7539 pt.	Exhaust system services (muffler shops) .....	**	**	**	**	7	1 673	405	99	24
7539 pt.	Transmission repair shops .....	**	**	**	**	10	1 564	496	102	31
7539 pt.	Other automotive repair shops, n.e.c. ....	**	**	**	**	3	(D)	(D)	(D)	(D)
754	Automotive services, except repair .....	††	††	††	††	14	2 469	1 046	237	139
7542	Car washes .....	††	††	††	††	9	1 422	641	154	111
7549	Other automotive services .....	**	**	**	**	5	1 047	405	83	28
76	Miscellaneous repair services .....	††	††	††	††	103	40 192	10 393	2 309	620
762	Electrical and electronic repair shops .....	††	††	††	††	26	7 459	2 357	525	171
7622	Radio and TV repair shops .....	††	††	††	††	11	3 334	942	197	68
7623, 9	Other electrical and electronic repair shops .....	††	††	††	††	15	4 125	1 415	328	103
7623	Refrigeration and air-conditioning repair shops .....	**	**	**	**	4	(D)	(D)	(D)	(D)
7629	Electrical and electronic repair shops, n.e.c. ....	**	**	**	**	11	(D)	(D)	(D)	(D)
764	Reupholstery and furniture repair .....	††	††	††	††	18	1 261	304	68	41
763, 9	Other repair shops and related services.....	††	††	††	††	59	31 472	7 732	1 716	408
763	Watch, clock, and jewelry repair .....	**	**	**	**	3	(D)	(D)	(D)	(D)
769	Miscellaneous repair and related services .....	**	**	**	**	56	(D)	(D)	(D)	(D)
7692	Welding repair .....	**	**	**	**	8	(D)	(D)	(D)	(D)
7694	Armature rewinding shops .....	**	**	**	**	3	(D)	(D)	(D)	(D)
7699	Repair shops and related services, n.e.c. ....	**	**	**	**	45	18 731	5 547	1 178	291
78, 79	Amusement and recreation services, including motion pictures..	††	††	††	††	123	45 029	10 738	1 849	1 097
781, 2	Motion picture production, distribution, and services .....	††	††	††	††	5	501	173	34	15
783	Motion picture theaters.....	††	††	††	††	15	4 385	759	168	172
7832	Motion picture theaters, except drive-in .....	**	**	**	**	13	(D)	(D)	(D)	(D)
7833	Drive-in motion picture theaters .....	**	**	**	**	2	(D)	(D)	(D)	(D)
792	Producers, orchestras, and entertainers .....	††	††	††	††	5	(D)	(D)	(D)	(D)
7922	Theatrical producers (except motion picture) and miscellaneous theatrical services .....	**	**	**	**	3	(D)	(D)	(D)	(D)
7929	Bands, orchestras, actors, and other entertainers and entertainment groups .....	**	**	**	**	2	(D)	(D)	(D)	(D)
793	Bowling alleys and billiards and pool establishments .....	††	††	††	††	11	5 659	1 513	408	285
7932	Billiard and pool establishments .....	††	††	††	††	1	(D)	(D)	(D)	(D)
7933	Bowling alleys .....	††	††	††	††	10	(D)	(D)	(D)	(D)
79 ex. 792, 3	Commercial sports and other amusement and recreation services ..	††	††	††	††	87	(D)	(D)	(D)	(D)
794	Commercial sports.....	††	††	††	††	6	(D)	(D)	(D)	(D)
7941	Professional sports clubs, managers, promoters .....	††	††	††	††	-	-	-	-	-
7948	Racing, including track operation .....	††	††	††	††	6	(D)	(D)	(D)	(D)
79 ex. 792, 3, 4	Other amusement and recreation services .....	††	††	††	††	81	(D)	(D)	(D)	(D)
791	Dance halls, studios, and schools .....	**	**	**	**	7	(D)	(D)	(D)	(D)
7992	Public golf courses .....	**	**	**	**	3	(D)	(D)	(D)	(D)
7993	Coin-operated amusement device operators .....	**	**	**	**	7	3 508	650	256	61
7996	Amusement parks .....	**	**	**	**	-	-	-	-	-
7997	Membership sports and recreation clubs .....	**	**	**	**	26	4 960	1 498	302	192
7999	Amusement and recreation services, n.e.c. ....	**	**	**	**	38	4 534	1 338	267	212
7999 pt.	Concession operators of amusement devices, rides .....	**	**	**	**	2	(D)	(D)	(D)	(D)
7999 pt.	Carnivals, circuses, and fairs.....	**	**	**	**	-	-	-	-	-
7999 pt.	Other commercial recreation and amusements.....	**	**	**	**	36	(D)	(D)	(D)	(D)

**Table 4a. Summary Statistics for Firms Subject to Federal Income Tax for Standard Metropolitan Statistical Areas: 1982—Con.**

[For meaning of abbreviations and symbols, see introductory text. For explanation of terms and comparability of 1977 and 1982 censuses, see appendix A. For definitions of SMSA's, see appendix D]

SIC code	Geographic area and kind of business or operation	All establishments				Establishments with payroll				
		Number	Receipts (\$1,000)	Unincorporated businesses or operations		Number	Receipts (\$1,000)	Annual payroll (\$1,000)	First quarter payroll (\$1,000)	Paid employees for pay period including March 12 (number)
				Individual proprietorships (number)	Partnerships (number)					
<b>WILMINGTON, DEL.-N.J.-MD., SMSA—Con.</b>										
80, ex. 806	Health services, except hospitals .....	††	††	††	††	801	201 270	93 882	22 576	4 871
801	Offices of physicians .....	††	††	††	††	455	109 355	55 378	13 877	1 900
802	Offices of dentists .....	††	††	††	††	177	39 959	16 740	3 627	997
803	Offices of osteopathic physicians .....	††	††	††	††	21	3 443	1 632	454	90
8041	Offices of chiropractors .....	††	††	††	††	13	2 189	712	128	38
8042	Offices of optometrists .....	††	††	††	††	25	3 033	735	193	66
805	Nursing and personal care facilities .....	††	††	††	††	14	17 892	8 130	1 843	983
8049, 807, 8, 9	Other health services .....	††	††	††	††	96	25 399	10 555	2 454	797
807	Medical and dental laboratories .....	††	††	††	††	31	12 730	6 225	1 385	348
8071	Medical laboratories .....	††	††	††	††	22	9 494	4 564	1 013	239
8072	Dental laboratories .....	††	††	††	††	9	3 236	1 661	372	109
8049, 808, 9	Other health services, n.e.c. ....	††	††	††	††	65	12 669	4 330	1 069	449
81	Legal services .....	††	††	††	††	217	67 426	30 182	7 340	1 374
823, 4, 9	Selected educational services .....	††	††	††	††	14	(D)	(D)	(D)	(D)
823	Libraries and information centers .....	**	**	**	**	1	(D)	(D)	(D)	(D)
824	Correspondence schools and vocational schools .....	**	**	**	**	4	(D)	(D)	(D)	(D)
829	Schools and educational services, n.e.c. ....	**	**	**	**	9	(D)	(D)	(D)	(D)
891	Engineering, architectural, and surveying services .....	††	††	††	††	96	26 288	11 901	2 815	679
891 pt.	Architectural services .....	**	**	**	**	26	7 955	2 279	583	145
891 pt.	Engineering services .....	**	**	**	**	61	15 534	8 091	1 870	446
891 pt.	Surveying services .....	**	**	**	**	9	2 799	1 531	362	88
893	Accounting, auditing, and bookkeeping services .....	††	††	††	††	83	16 261	7 279	1 778	444
83, 892, 9	Social and other services .....	††	††	††	††	82	(D)	(D)	(D)	(D)
83	Social services .....	**	**	**	**	68	19 478	8 156	1 961	1 030
835	Child day care services .....	**	**	**	**	52	(D)	(D)	(D)	(D)
832, 3, 6, 9	Other social services .....	**	**	**	**	16	(D)	(D)	(D)	(D)
892, 9	Other services .....	**	**	**	**	14	(D)	(D)	(D)	(D)

**Table 4b. Summary Statistics for Firms Exempt From Federal Income Tax for Standard Metropolitan Statistical Areas: 1982**

[Includes only establishments with payroll. For meaning of abbreviations and symbols, see introductory text. For explanation of terms and comparability of 1977 and 1982 censuses, see appendix A. For definitions of SMSA's, see appendix D]

SIC code	Geographic area and kind of business or operation	Establishments (number)	Revenue (\$1,000)	Annual payroll (\$1,000)	First quarter payroll (\$1,000)	Paid employees for pay period including March 12 (number)
<b>NEW YORK-NEWARK-JERSEY CITY, N.Y.-N.J.-CONN., SCSA</b>						
	Total .....	9 252	7 456 167	2 973 699	692 603	238 218
7011 pt., 7032, 704	Hotels, camps, and membership lodging .....	92	27 471	9 732	1 911	1 102
7011 pt.	Hotels .....	13	8 258	3 343	743	431
7032	Sporting and recreational camps .....	43	9 617	3 327	464	195
704	Organization hotels and lodging houses, on membership basis .....	36	9 596	3 062	704	476
7391, 2, 7	Research, testing, and consulting services .....	84	205 198	125 491	30 680	5 179
7391	Research and development laboratories .....	13	(D)	(D)	(D)	(D)
7392	Management, consulting, and public relations services .....	60	44 947	18 949	4 788	1 151
7397	Testing laboratories and facilities .....	11	(D)	(D)	(D)	(D)

**Table 4b. Summary Statistics for Firms Exempt From Federal Income Tax for Standard Metropolitan Statistical Areas: 1982—Con.**

[Includes only establishments with payroll. For meaning of abbreviations and symbols, see introductory text. For explanation of terms and comparability of 1977 and 1982 censuses, see appendix A. For definitions of SMSA's, see appendix D]

SIC code	Geographic area and kind of business or operation	Establishments (number)	Revenue (\$1,000)	Annual payroll (\$1,000)	First quarter payroll (\$1,000)	Paid employees for pay period including March 12 (number)
<b>NEW YORK-NEWARK-JERSEY CITY, N.Y.-N.J.-CONN., SCSA—Con.</b>						
792, 7997, 7999 pt., 84	<b>Selected amusement, recreation, and related services</b> -----	<b>823</b>	<b>(D)</b>	<b>(D)</b>	<b>(D)</b>	<b>(D)</b>
792	Producers, orchestras, and entertainers -----	199	269 003	127 224	30 885	7 469
7922	Theatrical producers (except motion picture) and miscellaneous theatrical services -----	104	131 272	40 954	9 356	2 828
7929	Bands, orchestras, actors, and other entertainers and entertainment groups -----	95	137 731	86 270	21 529	4 641
7999 pt., 84	Museums, art galleries, and botanical and zoological gardens -----	196	228 340	93 577	21 480	6 526
7999 pt.	Commercial museums, art galleries, and botanical and zoological gardens -----	17	2 515	849	182	135
84	Noncommercial museums, art galleries, and botanical and zoological gardens -----	179	225 825	92 728	21 298	6 391
8411	Noncommercial museums and art galleries -----	168	(D)	(D)	(D)	(D)
8421	Noncommercial arboreta, botanical and zoological gardens -----	11	(D)	(D)	(D)	(D)
7997	Membership sports and recreation clubs -----	428	(D)	(D)	(D)	(D)
7999 pt.	Fairs -----	-	-	-	-	-
805, 8, 9	<b>Selected health services</b> -----	<b>582</b>	<b>1 408 621</b>	<b>718 023</b>	<b>165 968</b>	<b>56 838</b>
805	Nursing and personal care facilities -----	180	729 856	405 732	94 847	29 696
8051	Skilled nursing care facilities -----	112	(D)	(D)	(D)	(D)
8059	Nursing and personal care facilities, n.e.c. -----	68	(D)	(D)	(D)	(D)
808	Outpatient care facilities -----	274	348 469	131 483	30 721	8 454
809	Health and allied services, n.e.c. -----	128	330 296	180 808	40 400	18 688
81	<b>Legal aid societies and similar legal services</b> -----	<b>96</b>	<b>86 775</b>	<b>52 876</b>	<b>13 259</b>	<b>2 479</b>
823, 4, 9	<b>Selected educational services</b> -----	<b>500</b>	<b>(D)</b>	<b>(D)</b>	<b>(D)</b>	<b>(D)</b>
823	Libraries and information centers -----	205	(D)	(D)	(D)	(D)
824	Correspondence schools and vocational schools -----	55	23 509	11 709	3 150	1 761
8241, 9	Correspondence and vocational schools, except vocational high schools, n.e.c. -----	50	22 180	10 887	2 960	1 685
8243, 4	Data processing, business, and secretarial schools -----	5	1 329	822	190	76
829	Schools and educational services, n.e.c. -----	240	136 047	50 949	12 336	4 998
83	<b>Social services</b> -----	<b>3 777</b>	<b>2 625 923</b>	<b>956 772</b>	<b>223 308</b>	<b>94 273</b>
835	Child day care services -----	1 019	239 060	143 926	32 757	17 482
832, 3, 6, 9	Other social services -----	2 758	2 386 863	812 846	190 551	76 791
832	Individual and family social services -----	1 142	591 932	283 772	66 796	30 284
833	Job training and vocational rehabilitation services -----	240	(D)	(D)	(D)	(D)
836	Residential care -----	484	351 212	172 027	39 120	15 314
839	Social services, n.e.c. -----	892	(D)	(D)	(D)	(D)
861, 2, 4, 9	<b>Selected membership organizations</b> -----	<b>3 070</b>	<b>1 562 590</b>	<b>520 567</b>	<b>124 207</b>	<b>37 241</b>
861	Business associations -----	767	459 572	143 122	34 152	6 463
864	Civic, social, and fraternal associations -----	1 459	523 736	200 383	48 099	19 998
862, 9	Other membership organizations -----	844	579 282	177 062	41 956	10 780
862	Professional membership organizations -----	335	250 599	73 306	17 463	3 793
869	Membership organizations, n.e.c. -----	509	328 683	103 756	24 493	6 987
892	<b>Noncommercial educational, scientific, and research organizations</b> -----	<b>228</b>	<b>490 728</b>	<b>136 005</b>	<b>32 209</b>	<b>7 343</b>
<b>PHILADELPHIA-WILMINGTON-TRENTON, PA.-DEL.-N.J.-MD., SCSA</b>						
<b>Total</b> -----		<b>3 741</b>	<b>1 968 549</b>	<b>813 906</b>	<b>188 832</b>	<b>79 881</b>
7011 pt., 7032, 704	<b>Hotels, camps, and membership lodging</b> -----	<b>65</b>	<b>11 341</b>	<b>3 412</b>	<b>674</b>	<b>364</b>
7011 pt.	Hotels -----	6	1 881	710	174	99
7032	Sporting and recreational camps -----	24	5 392	1 591	224	106
704	Organization hotels and lodging houses, on membership basis -----	35	4 068	1 111	276	159
7391, 2, 7	<b>Research, testing, and consulting services</b> -----	<b>37</b>	<b>(D)</b>	<b>(D)</b>	<b>(D)</b>	<b>(D)</b>
7391	Research and development laboratories -----	8	(D)	(D)	(D)	(D)
7392	Management, consulting, and public relations services -----	24	(D)	(D)	(D)	(D)
7397	Testing laboratories and facilities -----	5	(D)	(D)	(D)	(D)
792, 7997, 7999 pt., 84	<b>Selected amusement, recreation, and related services</b> -----	<b>302</b>	<b>(D)</b>	<b>(D)</b>	<b>(D)</b>	<b>(D)</b>
792	Producers, orchestras, and entertainers -----	42	28 175	11 649	2 771	711
7922	Theatrical producers (except motion picture) and miscellaneous theatrical services -----	22	9 447	2 719	777	287
7929	Bands, orchestras, actors, and other entertainers and entertainment groups -----	20	18 728	8 930	1 994	424
7999 pt., 84	Museums, art galleries, and botanical and zoological gardens -----	68	(D)	(D)	(D)	(D)
7999 pt.	Commercial museums, art galleries, and botanical and zoological gardens -----	13	(D)	(D)	(D)	(D)
84	Noncommercial museums, art galleries, and botanical and zoological gardens -----	55	46 650	19 597	4 532	1 641
8411	Noncommercial museums and art galleries -----	49	(D)	(D)	(D)	(D)
8421	Noncommercial arboreta, botanical and zoological gardens -----	6	(D)	(D)	(D)	(D)



**Table 4b. Summary Statistics for Firms Exempt From Federal Income Tax for Standard Metropolitan Statistical Areas: 1982—Con.**

[Includes only establishments with payroll. For meaning of abbreviations and symbols, see introductory text. For explanation of terms and comparability of 1977 and 1982 censuses, see appendix A. For definitions of SMSA's, see appendix D]

SIC code	Geographic area and kind of business or operation	Establishments (number)	Revenue (\$1,000)	Annual payroll (\$1,000)	First quarter payroll (\$1,000)	Paid employees for pay period including March 12 (number)
<b>PHILADELPHIA-WILMINGTON-TRENTON, PA.-DEL.-N.J.-MD., SCSA—Con.</b>						
<b>792, 7997, 7999 pt., 84</b>	<b>Selected amusement, recreation, and related services—Con.</b>					
7997	Membership sports and recreation clubs .....	190	(D)	(D)	(D)	(D)
7999 pt.	Fairs .....	2	(D)	(D)	(D)	(D)
<b>805, 8, 9</b>	<b>Selected health services .....</b>	<b>284</b>	<b>384 982</b>	<b>186 596</b>	<b>42 816</b>	<b>17 664</b>
805	Nursing and personal care facilities .....	102	203 054	104 642	23 317	11 287
8051	Skilled nursing care facilities.....	69	(D)	(D)	(D)	(D)
8059	Nursing and personal care facilities, n.e.c. ....	33	(D)	(D)	(D)	(D)
808	Outpatient care facilities .....	118	113 668	48 767	11 813	3 570
809	Health and allied services, n.e.c. ....	64	68 260	33 187	7 686	2 807
<b>81</b>	<b>Legal aid societies and similar legal services .....</b>	<b>28</b>	<b>18 494</b>	<b>12 428</b>	<b>3 096</b>	<b>645</b>
<b>823, 4, 9</b>	<b>Selected educational services .....</b>	<b>166</b>	<b>44 454</b>	<b>19 651</b>	<b>5 109</b>	<b>2 535</b>
823	Libraries and information centers .....	64	11 430	5 022	1 191	607
824	Correspondence schools and vocational schools .....	21	(D)	(D)	(D)	(D)
8241, 9	Correspondence and vocational schools, except vocational high schools, n.e.c. ....	21	(D)	(D)	(D)	(D)
8243, 4	Data processing, business, and secretarial schools .....	-	-	-	-	-
829	Schools and educational services, n.e.c. ....	81	(D)	(D)	(D)	(D)
<b>83</b>	<b>Social services .....</b>	<b>1 439</b>	<b>721 831</b>	<b>290 204</b>	<b>67 713</b>	<b>33 645</b>
835	Child day care services .....	355	48 709	29 276	7 167	4 718
832, 3, 6, 9	Other social services .....	1 084	673 122	260 928	60 546	28 927
832	Individual and family social services .....	443	199 598	88 961	21 340	8 576
833	Job training and vocational rehabilitation services .....	97	68 878	37 541	8 292	5 542
836	Residential care .....	276	217 025	97 795	22 070	11 448
839	Social services, n.e.c. ....	268	187 621	36 631	8 844	3 361
<b>861, 2, 4, 9</b>	<b>Selected membership organizations .....</b>	<b>1 354</b>	<b>360 530</b>	<b>120 945</b>	<b>28 036</b>	<b>12 726</b>
861	Business associations .....	186	65 453	22 618	5 345	1 382
864	Civic, social, and fraternal associations .....	861	(D)	(D)	(D)	(D)
862, 9	Other membership organizations .....	307	(D)	(D)	(D)	(D)
862	Professional membership organizations .....	139	79 841	21 535	5 037	1 233
869	Membership organizations, n.e.c. ....	168	(D)	(D)	(D)	(D)
<b>892</b>	<b>Noncommercial educational, scientific, and research organizations .....</b>	<b>66</b>	<b>(D)</b>	<b>(D)</b>	<b>(D)</b>	<b>(D)</b>
<b>ALLENTOWN-BETHLEHEM-EASTON, PA.-N.J., SMSA</b>						
	<b>Total .....</b>	<b>520</b>	<b>134 559</b>	<b>54 827</b>	<b>12 635</b>	<b>6 954</b>
<b>7011 pt., 7032, 704</b>	<b>Hotels, camps, and membership lodging .....</b>	<b>54</b>	<b>3 859</b>	<b>1 315</b>	<b>316</b>	<b>249</b>
7011 pt.	Hotels .....	1	(D)	(D)	(D)	(D)
7032	Sporting and recreational camps .....	6	(D)	(D)	(D)	(D)
704	Organization hotels and lodging houses, on membership basis .....	47	2 489	926	244	191
<b>7391, 2, 7</b>	<b>Research, testing, and consulting services .....</b>	<b>3</b>	<b>390</b>	<b>167</b>	<b>37</b>	<b>9</b>
7391	Research and development laboratories .....	-	-	-	-	-
7392	Management, consulting, and public relations services .....	2	(D)	(D)	(D)	(D)
7397	Testing laboratories and facilities .....	1	(D)	(D)	(D)	(D)
<b>792, 7997, 7999 pt., 84</b>	<b>Selected amusement, recreation, and related services .....</b>	<b>33</b>	<b>12 433</b>	<b>5 296</b>	<b>1 064</b>	<b>520</b>
792	Producers, orchestras, and entertainers .....	4	(D)	(D)	(D)	(D)
7922	Theatrical producers (except motion picture) and miscellaneous theatrical services .....	2	(D)	(D)	(D)	(D)
7929	Bands, orchestras, actors, and other entertainers and entertainment groups .....	2	(D)	(D)	(D)	(D)
7999 pt., 84	Museums, art galleries, and botanical and zoological gardens .....	7	894	380	89	42
7999 pt.	Commercial museums, art galleries, and botanical and zoological gardens .....	1	(D)	(D)	(D)	(D)
84	Noncommercial museums, art galleries, and botanical and zoological gardens .....	6	(D)	(D)	(D)	(D)
8411	Noncommercial museums and art galleries .....	6	(D)	(D)	(D)	(D)
8421	Noncommercial arboreta, botanical and zoological gardens .....	-	-	-	-	-
7997	Membership sports and recreation clubs .....	21	9 512	4 258	889	433
7999 pt.	Fairs .....	1	(D)	(D)	(D)	(D)
<b>805, 8, 9</b>	<b>Selected health services .....</b>	<b>26</b>	<b>31 766</b>	<b>15 918</b>	<b>3 485</b>	<b>1 607</b>
805	Nursing and personal care facilities .....	11	24 482	12 022	2 648	1 249
8051	Skilled nursing care facilities.....	5	23 017	11 165	2 463	1 077
8059	Nursing and personal care facilities, n.e.c. ....	6	1 465	857	185	172
808	Outpatient care facilities .....	7	2 271	1 307	284	126
809	Health and allied services, n.e.c. ....	8	5 013	2 589	553	232
<b>81</b>	<b>Legal aid societies and similar legal services .....</b>	<b>5</b>	<b>673</b>	<b>500</b>	<b>133</b>	<b>35</b>

Table 4b. **Summary Statistics for Firms Exempt From Federal Income Tax for Standard Metropolitan Statistical Areas: 1982—Con.**

[Includes only establishments with payroll. For meaning of abbreviations and symbols, see introductory text. For explanation of terms and comparability of 1977 and 1982 censuses, see appendix A. For definitions of SMSA's, see appendix D]

SIC code	Geographic area and kind of business or operation	Establishments (number)	Revenue (\$1,000)	Annual payroll (\$1,000)	First quarter payroll (\$1,000)	Paid employees for pay period including March 12 (number)
	<b>ALLENTOWN-BETHLEHEM-EASTON, PA.-N.J., SMSA—Con.</b>					
823, 4, 9	<b>Selected educational services</b> .....	19	2 100	1 036	215	163
823	Libraries and information centers .....	9	(D)	(D)	(D)	(D)
824	Correspondence schools and vocational schools .....	1	(D)	(D)	(D)	(D)
8241, 9	Correspondence and vocational schools, except vocational high schools, n.e.c. ....	1	(D)	(D)	(D)	(D)
8243, 4	Data processing, business, and secretarial schools .....	-	-	-	-	-
829	Schools and educational services, n.e.c. ....	9	1 555	877	178	121
83	<b>Social services</b> .....	139	43 343	19 213	4 674	2 769
835	Child day care services .....	28	7 221	3 734	929	622
832, 3, 6, 9	Other social services .....	111	36 122	15 479	3 745	2 147
832	Individual and family social services .....	56	9 241	5 361	1 293	741
833	Job training and vocational rehabilitation services .....	11	6 777	3 518	884	689
836	Residential care .....	16	8 034	3 766	886	418
839	Social services, n.e.c. ....	28	12 070	2 834	682	299
861, 2, 4, 9	<b>Selected membership organizations</b> .....	241	39 995	11 382	2 711	1 602
861	Business associations .....	24	6 365	2 544	593	178
864	Civic, social, and fraternal associations .....	186	17 963	6 077	1 470	1 177
862, 9	Other membership organizations .....	31	15 667	2 761	648	247
862	Professional membership organizations .....	12	3 257	930	218	61
869	Membership organizations, n.e.c. ....	19	12 410	1 831	430	186
892	<b>Noncommercial educational, scientific, and research organizations</b> .....	-	-	-	-	-
	<b>ATLANTIC CITY SMSA</b>					
	<b>Total</b> .....	110	45 973	20 719	4 756	2 365
7011 pt., 7032, 704	<b>Hotels, camps, and membership lodging</b> .....	2	(D)	(D)	(D)	(D)
7391, 2, 7	<b>Research, testing, and consulting services</b> .....	-	-	-	-	-
792, 7997, 7999 pt., 84	<b>Selected amusement, recreation, and related services</b> .....	5	1 323	658	118	57
805, 8, 9	<b>Selected health services</b> .....	12	25 999	12 473	2 888	1 477
805	Nursing and personal care facilities .....	6	22 596	10 813	2 495	1 325
808	Outpatient care facilities .....	3	(D)	(D)	(D)	(D)
809	Health and allied services, n.e.c. ....	3	(D)	(D)	(D)	(D)
81	<b>Legal aid societies and similar legal services</b> .....	1	(D)	(D)	(D)	(D)
823, 4, 9	<b>Selected educational services</b> .....	2	(D)	(D)	(D)	(D)
83	<b>Social services</b> .....	54	12 138	5 397	1 231	669
835	Child day care services .....	18	1 868	1 013	235	160
832, 3, 6, 9	Other social services .....	36	10 270	4 384	996	509
861, 2, 4, 9	<b>Selected membership organizations</b> .....	34	5 833	1 922	473	135
861	Business associations .....	4	(D)	(D)	(D)	(D)
864	Civic, social, and fraternal associations .....	20	(D)	(D)	(D)	(D)
862, 9	Other membership organizations .....	10	(D)	(D)	(D)	(D)
892	<b>Noncommercial educational, scientific, and research organizations</b> .....	-	-	-	-	-
	<b>JERSEY CITY SMSA</b>					
	<b>Total</b> .....	187	67 142	36 069	8 139	4 168
7011 pt., 7032, 704	<b>Hotels, camps, and membership lodging</b> .....	4	(D)	(D)	(D)	(D)
7391, 2, 7	<b>Research, testing, and consulting services</b> .....	2	(D)	(D)	(D)	(D)
792, 7997, 7999 pt., 84	<b>Selected amusement, recreation, and related services</b> .....	5	179	37	8	5
805, 8, 9	<b>Selected health services</b> .....	17	23 916	13 995	3 095	1 155
805	Nursing and personal care facilities .....	6	19 261	11 782	2 571	980
808	Outpatient care facilities .....	9	(D)	(D)	(D)	(D)
809	Health and allied services, n.e.c. ....	2	(D)	(D)	(D)	(D)
81	<b>Legal aid societies and similar legal services</b> .....	1	(D)	(D)	(D)	(D)
823, 4, 9	<b>Selected educational services</b> .....	4	1 088	573	164	74
83	<b>Social services</b> .....	92	26 543	16 656	3 844	2 382
835	Child day care services .....	39	4 792	3 157	761	447
832, 3, 6, 9	Other social services .....	53	21 751	13 499	3 083	1 935

**Table 4b. Summary Statistics for Firms Exempt From Federal Income Tax for Standard Metropolitan Statistical Areas: 1982—Con.**

[Includes only establishments with payroll. For meaning of abbreviations and symbols, see introductory text. For explanation of terms and comparability of 1977 and 1982 censuses, see appendix A. For definitions of SMSA's, see appendix D]

SIC code	Geographic area and kind of business or operation	Establishments (number)	Revenue (\$1,000)	Annual payroll (\$1,000)	First quarter payroll (\$1,000)	Paid employees for pay period including March 12 (number)
<b>JERSEY CITY SMSA—Con.</b>						
861, 2, 4, 9	Selected membership organizations -----	62	13 917	4 038	844	460
861	Business associations -----	14	7 936	1 821	321	123
864	Civic, social, and fraternal associations -----	41	5 392	2 003	474	313
862, 9	Other membership organizations -----	7	589	214	49	24
892	Noncommercial educational, scientific, and research organizations -----	-	-	-	-	-
<b>LONG BRANCH-ASBURY PARK SMSA</b>						
	Total -----	207	66 946	26 683	5 831	3 328
7011 pt., 7032, 704	Hotels, camps, and membership lodging -----	6	(D)	(D)	(D)	(D)
7391, 2, 7	Research, testing, and consulting services -----	-	-	-	-	-
792, 7997, 7999 pt., 84	Selected amusement, recreation, and related services -----	34	11 076	4 851	881	414
805, 8, 9	Selected health services -----	16	20 908	8 591	1 837	995
805	Nursing and personal care facilities -----	4	8 621	3 754	832	532
808	Outpatient care facilities -----	3	(D)	(D)	(D)	(D)
809	Health and allied services, n.e.c. -----	9	(D)	(D)	(D)	(D)
81	Legal aid societies and similar legal services -----	1	(D)	(D)	(D)	(D)
823, 4, 9	Selected educational services -----	8	530	303	79	45
83	Social services -----	78	18 707	8 186	1 948	1 255
835	Child day care services -----	31	2 851	1 782	417	277
832, 3, 6, 9	Other social services -----	47	15 856	6 404	1 531	978
861, 2, 4, 9	Selected membership organizations -----	64	14 498	4 143	949	549
861	Business associations -----	15	4 091	956	283	83
864	Civic, social, and fraternal associations -----	32	6 577	2 252	473	304
862, 9	Other membership organizations -----	17	3 830	935	193	162
892	Noncommercial educational, scientific, and research organizations -----	-	-	-	-	-
<b>NEW BRUNSWICK-PERTH AMBOY-SAYREVILLE SMSA</b>						
	Total -----	231	103 591	34 928	8 274	3 307
7011 pt., 7032, 704	Hotels, camps, and membership lodging -----	6	(D)	(D)	(D)	(D)
7391, 2, 7	Research, testing, and consulting services -----	-	-	-	-	-
792, 7997, 7999 pt., 84	Selected amusement, recreation, and related services -----	13	4 883	1 778	409	141
805, 8, 9	Selected health services -----	9	30 287	10 233	2 392	692
805	Nursing and personal care facilities -----	1	(D)	(D)	(D)	(D)
808	Outpatient care facilities -----	4	(D)	(D)	(D)	(D)
809	Health and allied services, n.e.c. -----	4	(D)	(D)	(D)	(D)
81	Legal aid societies and similar legal services -----	3	(D)	(D)	(D)	(D)
823, 4, 9	Selected educational services -----	3	77	29	4	5
83	Social services -----	88	28 940	11 318	2 676	1 283
835	Child day care services -----	26	5 039	3 173	766	372
832, 3, 6, 9	Other social services -----	62	23 901	8 145	1 910	911
861, 2, 4, 9	Selected membership organizations -----	106	35 422	10 225	2 460	978
861	Business associations -----	35	7 453	2 268	524	143
864	Civic, social, and fraternal associations -----	48	9 659	3 564	830	558
862, 9	Other membership organizations -----	23	18 310	4 393	1 106	277
892	Noncommercial educational, scientific, and research organizations -----	3	(D)	(D)	(D)	(D)

**Table 4b. Summary Statistics for Firms Exempt From Federal Income Tax for Standard Metropolitan Statistical Areas: 1982—Con.**

[Includes only establishments with payroll. For meaning of abbreviations and symbols, see introductory text. For explanation of terms and comparability of 1977 and 1982 censuses, see appendix A. For definitions of SMSA's, see appendix D]

SIC code	Geographic area and kind of business or operation	Establishments (number)	Revenue (\$1,000)	Annual payroll (\$1,000)	First quarter payroll (\$1,000)	Paid employees for pay period including March 12 (number)
<b>NEW YORK, N.Y.-N.J., SMSA</b>						
	<b>Total</b> .....	5 905	5 852 252	2 269 290	534 532	177 280
7011 pt., 7032, 704	<b>Hotels, camps, and membership lodging</b> .....	41	14 158	5 058	952	402
7011 pt. 7032 704	Hotels .....	5	3 616	1 427	314	150
	Sporting and recreational camps .....	28	6 903	2 179	274	99
	Organization hotels and lodging houses, on membership basis .....	8	3 639	1 452	364	153
7391, 2, 7	<b>Research, testing, and consulting services</b> .....	58	50 332	22 316	5 753	1 318
7391	Research and development laboratories .....	8	9 928	5 412	1 394	214
7392	Management, consulting, and public relations services .....	45	38 620	16 370	4 220	1 037
7397	Testing laboratories and facilities .....	5	1 784	534	139	67
792, 7997, 7999 pt., 84	<b>Selected amusement, recreation, and related services</b> .....	441	580 747	254 253	57 649	16 041
792	Producers, orchestras, and entertainers .....	167	255 157	121 784	29 513	6 821
7922	Theatrical producers (except motion picture) and miscellaneous theatrical services .....	83	123 379	37 960	8 617	2 409
7929	Bands, orchestras, actors, and other entertainers and entertainment groups .....	84	131 778	83 824	20 896	4 412
7999 pt., 84	Museums, art galleries, and botanical and zoological gardens .....	126	213 030	87 098	20 008	5 798
7999 pt. 84	Commercial museums, art galleries, and botanical and zoological gardens .....	7	1 919	657	140	112
84	Noncommercial museums, art galleries, and botanical and zoological gardens .....	119	211 111	86 441	19 868	5 686
8411	Noncommercial museums and art galleries .....	112	(D)	(D)	(D)	(D)
8421	Noncommercial arboreta, botanical and zoological gardens .....	7	(D)	(D)	(D)	(D)
7997 7999 pt.	Membership sports and recreation clubs .....	148	112 560	45 371	8 128	3 422
	Fairs .....	-	-	-	-	-
805, 8, 9	<b>Selected health services</b> .....	385	1 086 815	567 922	130 802	44 353
805	Nursing and personal care facilities .....	130	589 521	327 776	76 368	23 087
8051	Skilled nursing care facilities .....	78	542 025	299 803	70 283	20 148
8059	Nursing and personal care facilities, n.e.c. ....	52	47 496	27 973	6 085	2 939
808	Outpatient care facilities .....	178	267 224	100 712	23 521	6 341
809	Health and allied services, n.e.c. ....	77	230 070	139 434	30 913	14 925
81	<b>Legal aid societies and similar legal services</b> .....	63	73 098	44 690	11 395	2 069
823, 4, 9	<b>Selected educational services</b> .....	363	223 450	98 075	24 148	8 902
823	Libraries and information centers .....	148	83 493	42 999	10 344	3 053
824	Correspondence schools and vocational schools .....	42	21 250	10 868	2 928	1 640
8241, 9	Correspondence and vocational schools, except vocational high schools, n.e.c. ....	37	19 921	10 046	2 738	1 564
8243, 4	Data processing, business, and secretarial schools .....	5	1 329	822	190	76
829	Schools and educational services, n.e.c. ....	173	118 707	44 208	10 876	4 209
83	<b>Social services</b> .....	2 408	2 137 267	741 118	174 696	70 955
835	Child day care services .....	591	158 627	97 009	21 783	11 147
832, 3, 6, 9	Other social services .....	1 817	1 978 640	644 109	152 913	59 808
832	Individual and family social services .....	707	479 869	225 334	53 437	23 770
833	Job training and vocational rehabilitation services .....	158	119 817	58 371	14 254	7 623
836	Residential care .....	334	241 914	119 431	28 365	11 150
839	Social services, n.e.c. ....	618	1 137 040	240 973	56 857	17 285
861, 2, 4, 9	<b>Selected membership organizations</b> .....	1 956	1 242 014	417 997	100 499	27 317
861	Business associations .....	536	385 844	118 815	28 571	5 099
864	Civic, social, and fraternal associations .....	845	380 441	151 019	36 847	13 574
862, 9	Other membership organizations .....	575	475 729	148 163	35 081	8 644
862	Professional membership organizations .....	218	206 650	58 993	13 973	2 979
869	Membership organizations, n.e.c. ....	357	269 079	89 170	21 108	5 665
892	<b>Noncommercial educational, scientific, and research organizations</b> .....	190	444 371	117 861	28 638	5 923
<b>NEWARK SMSA</b>						
	<b>Total</b> .....	1 073	406 349	169 537	38 523	17 975
7011 pt., 7032, 704	<b>Hotels, camps, and membership lodging</b> .....	17	4 066	1 658	356	254
7011 pt. 7032 704	Hotels .....	3	(D)	(D)	(D)	(D)
	Sporting and recreational camps .....	4	(D)	(D)	(D)	(D)
	Organization hotels and lodging houses, on membership basis .....	10	1 994	615	144	117
7391, 2, 7	<b>Research, testing, and consulting services</b> .....	8	(D)	(D)	(D)	(D)
7391	Research and development laboratories .....	-	-	-	-	-
7392	Management, consulting, and public relations services .....	4	(D)	(D)	(D)	(D)
7397	Testing laboratories and facilities .....	4	(D)	(D)	(D)	(D)

**Table 4b. Summary Statistics for Firms Exempt From Federal Income Tax for Standard Metropolitan Statistical Areas: 1982—Con.**

[Includes only establishments with payroll. For meaning of abbreviations and symbols, see introductory text. For explanation of terms and comparability of 1977 and 1982 censuses, see appendix A. For definitions of SMSA's, see appendix D]

SIC code	Geographic area and kind of business or operation	Establishments (number)	Revenue (\$1,000)	Annual payroll (\$1,000)	First quarter payroll (\$1,000)	Paid employees for pay period including March 12 (number)
<b>NEWARK SMSA—Con.</b>						
<b>792, 7997, 7999 pt., 84</b>	<b>Selected amusement, recreation, and related services</b> .....	<b>96</b>	<b>50 233</b>	<b>21 709</b>	<b>4 321</b>	<b>2 069</b>
792	Producers, orchestras, and entertainers .....	13	7 209	2 750	691	430
7922	Theatrical producers (except motion picture) and miscellaneous theatrical services .....	8	3 302	1 172	215	238
7929	Bands, orchestras, actors, and other entertainers and entertainment groups .....	5	3 907	1 578	476	192
7999 pt., 84	Museums, art galleries, and botanical and zoological gardens .....	16	6 319	2 983	735	351
7999 pt.	Commercial museums, art galleries, and botanical and zoological gardens .....	2	(D)	(D)	(D)	(D)
84	Noncommercial museums, art galleries, and botanical and zoological gardens .....	14	(D)	(D)	(D)	(D)
8411	Noncommercial museums and art galleries .....	13	6 172	2 943	726	346
8421	Noncommercial arboreta, botanical and zoological gardens .....	1	(D)	(D)	(D)	(D)
7997	Membership sports and recreation clubs .....	67	36 705	15 976	2 895	1 288
7999 pt.	Fairs .....	-	-	-	-	-
<b>805, 8, 9</b>	<b>Selected health services</b> .....	<b>62</b>	<b>75 878</b>	<b>38 086</b>	<b>8 886</b>	<b>3 587</b>
805	Nursing and personal care facilities .....	19	34 464	19 679	4 661	1 907
8051	Skilled nursing care facilities .....	15	33 867	19 364	4 582	1 882
8059	Nursing and personal care facilities, n.e.c. ....	4	597	315	79	25
808	Outpatient care facilities .....	29	17 332	5 788	1 354	451
809	Health and allied services, n.e.c. ....	14	24 082	12 619	2 871	1 229
<b>81</b>	<b>Legal aid societies and similar legal services</b> .....	<b>13</b>	<b>(D)</b>	<b>(D)</b>	<b>(D)</b>	<b>(D)</b>
<b>823, 4, 9</b>	<b>Selected educational services</b> .....	<b>47</b>	<b>14 155</b>	<b>5 114</b>	<b>1 101</b>	<b>633</b>
823	Libraries and information centers .....	11	669	348	89	82
824	Correspondence schools and vocational schools .....	7	1 163	475	126	67
8241, 9	Correspondence and vocational schools, except vocational high schools, n.e.c. ....	7	1 163	475	126	67
8243, 4	Data processing, business, and secretarial schools .....	-	-	-	-	-
829	Schools and educational services, n.e.c. ....	29	12 323	4 291	886	484
<b>83</b>	<b>Social services</b> .....	<b>474</b>	<b>163 684</b>	<b>67 071</b>	<b>15 750</b>	<b>7 896</b>
835	Child day care services .....	154	30 408	18 603	4 326	2 526
832, 3, 6, 9	Other social services .....	320	133 276	48 468	11 424	5 370
832	Individual and family social services .....	136	38 483	19 758	4 809	2 220
833	Job training and vocational rehabilitation services .....	33	9 435	9 776	2 250	1 444
836	Residential care .....	52	16 178	7 877	1 718	807
839	Social services, n.e.c. ....	99	59 180	11 057	2 647	899
<b>861, 2, 4, 9</b>	<b>Selected membership organizations</b> .....	<b>348</b>	<b>88 789</b>	<b>30 522</b>	<b>6 949</b>	<b>3 255</b>
861	Business associations .....	76	20 600	6 888	1 468	479
864	Civic, social, and fraternal associations .....	182	36 589	14 288	3 269	2 107
862, 9	Other membership organizations .....	90	31 600	9 346	2 212	669
862	Professional membership organizations .....	33	7 963	2 808	630	155
869	Membership organizations, n.e.c. ....	57	23 637	6 538	1 582	514
<b>892</b>	<b>Noncommercial educational, scientific, and research organizations</b> .....	<b>8</b>	<b>(D)</b>	<b>(D)</b>	<b>(D)</b>	<b>(D)</b>
<b>PATERSON-CLIFTON-PASSAIC SMSA</b>						
	<b>Total</b> .....	<b>183</b>	<b>67 292</b>	<b>30 319</b>	<b>6 869</b>	<b>3 059</b>
7011 pt., 7032, 704	Hotels, camps, and membership lodging .....	3	985	266	45	23
7391, 2, 7	Research, testing, and consulting services .....	-	-	-	-	-
792, 7997, 7999 pt., 84	Selected amusement, recreation, and related services .....	14	(D)	(D)	(D)	(D)
<b>805, 8, 9</b>	<b>Selected health services</b> .....	<b>12</b>	<b>15 895</b>	<b>9 486</b>	<b>2 284</b>	<b>848</b>
805	Nursing and personal care facilities .....	1	(D)	(D)	(D)	(D)
808	Outpatient care facilities .....	9	(D)	(D)	(D)	(D)
809	Health and allied services, n.e.c. ....	2	(D)	(D)	(D)	(D)
<b>81</b>	<b>Legal aid societies and similar legal services</b> .....	<b>1</b>	<b>(D)</b>	<b>(D)</b>	<b>(D)</b>	<b>(D)</b>
<b>823, 4, 9</b>	<b>Selected educational services</b> .....	<b>6</b>	<b>466</b>	<b>235</b>	<b>53</b>	<b>42</b>
<b>83</b>	<b>Social services</b> .....	<b>77</b>	<b>23 426</b>	<b>10 697</b>	<b>2 471</b>	<b>1 242</b>
835	Child day care services .....	23	5 373	3 066	721	422
832, 3, 6, 9	Other social services .....	54	18 053	7 631	1 750	820
<b>861, 2, 4, 9</b>	<b>Selected membership organizations</b> .....	<b>70</b>	<b>19 278</b>	<b>6 263</b>	<b>1 427</b>	<b>693</b>
861	Business associations .....	13	3 411	1 088	267	62
864	Civic, social, and fraternal associations .....	43	11 007	3 478	799	499
862, 9	Other membership organizations .....	14	4 860	1 697	361	132
<b>892</b>	<b>Noncommercial educational, scientific, and research organizations</b> .....	<b>-</b>	<b>-</b>	<b>-</b>	<b>-</b>	<b>-</b>

**Table 4b. Summary Statistics for Firms Exempt From Federal Income Tax for Standard Metropolitan Statistical Areas: 1982—Con.**

[Includes only establishments with payroll. For meaning of abbreviations and symbols, see introductory text. For explanation of terms and comparability of 1977 and 1982 censuses, see appendix A. For definitions of SMSA's, see appendix D]

SIC code	Geographic area and kind of business or operation	Establishments (number)	Revenue (\$1,000)	Annual payroll (\$1,000)	First quarter payroll (\$1,000)	Paid employees for pay period including March 12 (number)
<b>PHILADELPHIA, PA.-N.J., SMSA</b>						
	<b>Total</b> .....	<b>3 023</b>	<b>1 585 252</b>	<b>648 014</b>	<b>149 200</b>	<b>64 249</b>
7011 pt., 7032, 704	Hotels, camps, and membership lodging .....	49	7 345	2 256	420	228
7011 pt. 7032 704	Hotels .....	3	602	278	64	26
	Sporting and recreational camps .....	17	3 111	946	103	55
	Organization hotels and lodging houses, on membership basis .....	29	3 632	1 032	253	147
7391, 2, 7	Research, testing, and consulting services .....	31	67 063	24 897	5 979	1 207
7391	Research and development laboratories .....	7	35 171	12 868	3 142	638
7392	Management, consulting, and public relations services .....	20	(D)	(D)	(D)	(D)
7397	Testing laboratories and facilities .....	4	(D)	(D)	(D)	(D)
792, 7997, 7999 pt., 84	Selected amusement, recreation, and related services .....	244	131 535	54 295	11 063	4 935
792	Producers, orchestras, and entertainers .....	35	(D)	(D)	(D)	(D)
7922	Theatrical producers (except motion picture) and miscellaneous theatrical services .....	19	(D)	(D)	(D)	(D)
7929	Bands, orchestras, actors, and other entertainers and entertainment groups .....	16	17 622	8 548	1 895	344
7999 pt., 84	Museums, art galleries, and botanical and zoological gardens .....	52	42 644	17 951	4 073	1 506
7999 pt. 84	Commercial museums, art galleries, and botanical and zoological gardens .....	10	(D)	(D)	(D)	(D)
84	Noncommercial museums, art galleries, and botanical and zoological gardens .....	42	(D)	(D)	(D)	(D)
8411	Noncommercial museums and art galleries .....	36	22 916	8 738	2 029	689
8421	Noncommercial arboreta, botanical and zoological gardens .....	6	(D)	(D)	(D)	(D)
7997	Membership sports and recreation clubs .....	156	65 578	26 418	4 764	2 949
7999 pt.	Fairs .....	1	(D)	(D)	(D)	(D)
805, 8, 9	Selected health services .....	246	337 998	162 537	37 282	15 312
805	Nursing and personal care facilities .....	89	171 549	88 500	19 626	9 687
8051	Skilled nursing care facilities .....	62	159 144	82 194	18 145	8 839
8059	Nursing and personal care facilities, n.e.c. .....	27	12 405	6 306	1 481	848
808	Outpatient care facilities .....	104	108 128	45 506	11 015	3 348
809	Health and allied services, n.e.c. .....	53	58 321	28 531	6 641	2 277
81	Legal aid societies and similar legal services .....	22	16 783	11 371	2 828	567
823, 4, 9	Selected educational services .....	135	37 253	16 258	4 264	2 162
823	Libraries and information centers .....	52	9 841	4 308	1 015	523
824	Correspondence schools and vocational schools .....	18	6 727	2 476	605	234
8241, 9	Correspondence and vocational schools, except vocational high schools, n.e.c. .....	18	6 727	2 476	605	234
8243, 4	Data processing, business, and secretarial schools .....	-	-	-	-	-
829	Schools and educational services, n.e.c. .....	65	20 685	9 474	2 644	1 405
83	Social services .....	1 178	630 488	249 771	57 931	28 300
835	Child day care services .....	284	40 067	24 037	5 806	3 865
832, 3, 6, 9	Other social services .....	894	590 421	225 734	52 125	24 435
832	Individual and family social services .....	354	176 284	76 405	18 368	7 275
833	Job training and vocational rehabilitation services .....	78	53 831	28 072	6 067	3 841
836	Residential care .....	247	196 415	90 095	20 312	10 580
839	Social services, n.e.c. .....	215	163 891	31 162	7 378	2 739
861, 2, 4, 9	Selected membership organizations .....	1 069	291 585	96 875	22 226	10 025
861	Business associations .....	145	47 129	16 135	3 750	1 073
864	Civic, social, and fraternal associations .....	691	121 473	43 862	9 421	6 046
862, 9	Other membership organizations .....	233	122 983	36 878	9 055	2 906
862	Professional membership organizations .....	100	65 607	17 027	3 939	947
869	Membership organizations, n.e.c. .....	133	57 376	19 851	5 116	1 959
892	Noncommercial educational, scientific, and research organizations .....	49	65 202	29 754	7 207	1 513
<b>TRENTON SMSA</b>						
	<b>Total</b> .....	<b>291</b>	<b>240 191</b>	<b>104 582</b>	<b>25 213</b>	<b>8 501</b>
7011 pt., 7032, 704	Hotels, camps, and membership lodging .....	7	1 644	500	126	88
7391, 2, 7	Research, testing, and consulting services .....	5	(D)	(D)	(D)	(D)
792, 7997, 7999 pt., 84	Selected amusement, recreation, and related services .....	19	(D)	(D)	(D)	(D)
805, 8, 9	Selected health services .....	20	25 631	12 932	2 927	1 233
805	Nursing and personal care facilities .....	6	19 322	9 850	2 215	847
808	Outpatient care facilities .....	6	(D)	(D)	(D)	(D)
809	Health and allied services, n.e.c. .....	8	(D)	(D)	(D)	(D)
81	Legal aid societies and similar legal services .....	2	(D)	(D)	(D)	(D)
823, 4, 9	Selected educational services .....	8	770	284	66	43

**Table 4b. Summary Statistics for Firms Exempt From Federal Income Tax for Standard Metropolitan Statistical Areas: 1982—Con.**

[Includes only establishments with payroll. For meaning of abbreviations and symbols, see introductory text. For explanation of terms and comparability of 1977 and 1982 censuses, see appendix A. For definitions of SMSA's, see appendix D]

SIC code	Geographic area and kind of business or operation	Establishments (number)	Revenue (\$1,000)	Annual payroll (\$1,000)	First quarter payroll (\$1,000)	Paid employees for pay period including March 12 (number)
<b>TRENTON SMSA—Con.</b>						
83	Social services .....	100	39 424	19 840	4 740	2 563
835	Child day care services .....	33	4 055	2 571	660	384
832, 3, 6, 9	Other social services .....	67	35 369	17 269	4 080	2 179
861, 2, 4, 9	Selected membership organizations .....	121	37 206	11 883	2 992	1 092
861	Business associations .....	24	13 885	5 031	1 261	229
864	Civic, social, and fraternal associations .....	59	11 498	3 418	878	595
862, 9	Other membership organizations .....	38	11 823	3 434	853	268
892	Noncommercial educational, scientific, and research organizations .....	9	(D)	(D)	(D)	(D)
<b>VINELAND-MILLVILLE-BRIDGETON SMSA</b>						
	Total .....	77	24 955	11 258	2 666	1 220
7011 pt., 7032, 704	Hotels, camps, and membership lodging .....	5	869	184	47	16
7391, 2, 7	Research, testing, and consulting services .....	-	-	-	-	-
792, 7997, 7999 pt., 84	Selected amusement, recreation, and related services .....	7	2 208	694	171	94
805, 8, 9	Selected health services .....	10	7 494	3 564	814	352
805	Nursing and personal care facilities .....	2	(D)	(D)	(D)	(D)
808	Outpatient care facilities .....	8	(D)	(D)	(D)	(D)
809	Health and allied services, n.e.c. ....	-	-	-	-	-
81	Legal aid societies and similar legal services .....	1	(D)	(D)	(D)	(D)
823, 4, 9	Selected educational services .....	2	(D)	(D)	(D)	(D)
83	Social services .....	27	11 264	5 379	1 283	626
835	Child day care services .....	9	888	594	156	96
832, 3, 6, 9	Other social services .....	18	10 376	4 785	1 127	530
861, 2, 4, 9	Selected membership organizations .....	25	2 498	1 095	283	94
861	Business associations .....	3	138	59	14	6
864	Civic, social, and fraternal associations .....	11	790	452	114	51
862, 9	Other membership organizations .....	11	1 570	584	155	37
892	Noncommercial educational, scientific, and research organizations .....	-	-	-	-	-
<b>WILMINGTON, DEL.-N.J.-MD., SMSA</b>						
	Total .....	427	143 106	61 310	14 419	7 131
7011 pt., 7032, 704	Hotels, camps, and membership lodging .....	9	2 352	656	128	48
7011 pt. 7032	Hotels .....	1	(D)	(D)	(D)	(D)
704	Sporting and recreational camps .....	6	(D)	(D)	(D)	(D)
	Organization hotels and lodging houses, on membership basis .....	2	(D)	(D)	(D)	(D)
7391, 2, 7	Research, testing, and consulting services .....	1	(D)	(D)	(D)	(D)
7391	Research and development laboratories .....	-	-	-	-	-
7392	Management, consulting, and public relations services .....	1	(D)	(D)	(D)	(D)
7397	Testing laboratories and facilities .....	-	-	-	-	-
792, 7997, 7999 pt., 84	Selected amusement, recreation, and related services .....	39	25 612	11 720	2 582	1 125
792	Producers, orchestras, and entertainers .....	4	(D)	(D)	(D)	(D)
7922	Theatrical producers (except motion picture) and miscellaneous theatrical services .....	2	(D)	(D)	(D)	(D)
7929	Bands, orchestras, actors, and other entertainers and entertainment groups .....	2	(D)	(D)	(D)	(D)
7999 pt., 84	Museums, art galleries, and botanical and zoological gardens .....	12	10 364	5 440	1 251	574
7999 pt.	Commercial museums, art galleries, and botanical and zoological gardens .....	3	(D)	(D)	(D)	(D)
84	Noncommercial museums, art galleries, and botanical and zoological gardens .....	9	(D)	(D)	(D)	(D)
8411	Noncommercial museums and art galleries .....	9	(D)	(D)	(D)	(D)
8421	Noncommercial arboreta, botanical and zoological gardens .....	-	-	-	-	-
7997	Membership sports and recreation clubs .....	22	12 677	5 736	1 178	475
7999 pt.	Fairs .....	1	(D)	(D)	(D)	(D)
805, 8, 9	Selected health services .....	18	21 353	11 127	2 607	1 119
805	Nursing and personal care facilities .....	7	12 183	6 292	1 476	753
8051	Skilled nursing care facilities .....	4	8 003	4 150	952	502
8059	Nursing and personal care facilities, n.e.c. ....	3	4 180	2 142	524	251
808	Outpatient care facilities .....	8	(D)	(D)	(D)	(D)
809	Health and allied services, n.e.c. ....	3	(D)	(D)	(D)	(D)
81	Legal aid societies and similar legal services .....	4	(D)	(D)	(D)	(D)

**Table 4b. Summary Statistics for Firms Exempt From Federal Income Tax for Standard Metropolitan Statistical Areas: 1982—Con.**

[Includes only establishments with payroll. For meaning of abbreviations and symbols, see introductory text. For explanation of terms and comparability of 1977 and 1982 censuses, see appendix A. For definitions of SMSA's, see appendix D]

SIC code	Geographic area and kind of business or operation	Establishments (number)	Revenue (\$1,000)	Annual payroll (\$1,000)	First quarter payroll (\$1,000)	Paid employees for pay period including March 12 (number)
	<b>WILMINGTON, DEL.-N.J.-MD., SMSA—Con.</b>					
823, 4, 9	<b>Selected educational services</b> -----	23	6 431	3 109	779	330
823	Libraries and information centers -----	11	(D)	(D)	(D)	(D)
824	Correspondence schools and vocational schools -----	2	(D)	(D)	(D)	(D)
8241, 9	Correspondence and vocational schools, except vocational high schools, n.e.c. -----	2	(D)	(D)	(D)	(D)
8243, 4	Data processing, business, and secretarial schools -----	-	-	-	-	-
829	Schools and educational services, n.e.c. -----	10	3 470	1 618	422	200
83	<b>Social services</b> -----	161	51 919	20 593	5 042	2 782
835	Child day care services -----	38	4 587	2 668	701	469
832, 3, 6, 9	Other social services -----	123	47 332	17 925	4 341	2 313
832	Individual and family social services -----	59	10 478	5 664	1 365	693
833	Job training and vocational rehabilitation services -----	14	10 483	5 661	1 341	785
836	Residential care -----	17	9 400	3 971	956	516
839	Social services, n.e.c. -----	33	16 971	2 629	679	319
861, 2, 4, 9	<b>Selected membership organizations</b> -----	164	31 739	12 187	2 818	1 609
861	Business associations -----	17	4 439	1 452	334	80
864	Civic, social, and fraternal associations -----	111	(D)	(D)	(D)	(D)
862, 9	Other membership organizations -----	36	(D)	(D)	(D)	(D)
862	Professional membership organizations -----	17	4 950	1 985	486	135
869	Membership organizations, n.e.c. -----	19	(D)	(D)	(D)	(D)
892	<b>Noncommercial educational, scientific, and research organizations</b> -----	8	2 624	1 209	278	70

**Table 5a. Summary Statistics for Firms Subject to Federal Income Tax for the Area Outside Standard Metropolitan Statistical Areas: 1982**

[For meaning of abbreviations and symbols, see introductory text. For explanation of terms and comparability of 1977 and 1982 censuses, see appendix A. For definitions of SMSA's, see appendix D]

SIC code	Kind of business or operation	All establishments				Establishments with payroll				
		Number	Receipts (\$1,000)	Unincorporated businesses or operations		Number	Receipts (\$1,000)	Annual payroll (\$1,000)	First quarter payroll (\$1,000)	Paid employees for pay period including March 12 (number)
				Individual proprietorships (number)	Partnerships (number)					
	<b>Total</b> -----	††	††	††	††	3 652	794 200	276 268	59 064	20 237
70	<b>Hotels, motels, and other lodging places</b> -----	††	††	††	††	546	131 042	30 947	4 450	2 790
7011	Hotels, motor hotels, and motels -----	††	††	††	††	483	(D)	(D)	(D)	(D)
7011 pt.	Hotels -----	††	††	††	††	103	(D)	(D)	(D)	(D)
7011 pt.	Hotels, 25 guestrooms or more -----	††	††	††	††	60	53 277	14 679	2 686	1 713
7011 pt.	Hotels, less than 25 guestrooms -----	**	**	**	**	43	(D)	(D)	(D)	(D)
7011 pt.	Motels, motor hotels, and tourist courts -----	††	††	††	††	380	63 775	13 652	1 361	827
7011 pt.	Motels, tourist courts -----	**	**	**	**	355	(D)	(D)	(D)	(D)
7011 pt.	Motor hotels -----	**	**	**	**	25	(D)	(D)	(D)	(D)
702, 3, 4	Other lodging places -----	††	††	††	††	63	(D)	(D)	(D)	(D)
703	Trailer parks and camps -----	††	††	††	††	50	10 329	1 917	206	110
702, 4	Rooming, boarding, and membership lodging -----	††	††	††	††	13	(D)	(D)	(D)	(D)
72	<b>Personal services</b> -----	††	††	††	††	489	43 045	14 129	3 161	1 796
721	Laundry, cleaning, and garment services -----	††	††	††	††	127	16 072	5 563	1 168	624
7215	Coin-operated laundries and dry cleaning -----	††	††	††	††	42	(D)	(D)	(D)	(D)
721 ex.	Other laundry, cleaning, and garment services -----	††	††	††	††	85	(D)	(D)	(D)	(D)
7215	Power laundries, family and commercial* -----	**	**	**	**	3	149	52	8	10
7216	Dry-cleaning plants, except rug cleaning* -----	**	**	**	**	45	5 966	2 392	576	301
Other 721	Laundry and cleaning services, n.e.c.* -----	**	**	**	**	37	(D)	(D)	(D)	(D)
7212	Garment pressing and agents for laundries and dry cleaners -----	**	**	**	**	12	866	229	39	29
7213	Linen supply* -----	**	**	**	**	7	5 378	2 050	371	143
7217	Carpet and upholstery cleaning -----	**	**	**	**	15	889	237	39	35
7218	Industrial laundries* -----	**	**	**	**	-	-	-	-	-
7214, 9	Other laundry, garment services, including diaper* -----	**	**	**	**	3	(D)	(D)	(D)	(D)
722	Photographic studios, portrait -----	††	††	††	††	10	(D)	(D)	(D)	(D)
723, 4	Beauty and barber shops -----	††	††	††	††	265	(D)	(D)	(D)	(D)
723	Beauty shops -----	††	††	††	††	252	(D)	(D)	(D)	(D)
724	Barber shops -----	††	††	††	††	13	449	155	31	20
725	Shoe repair, shoe shine, and hat-cleaning shops -----	††	††	††	††	4	(D)	(D)	(D)	(D)
726	Funeral service and crematories -----	††	††	††	††	45	10 891	2 826	690	161
729	Miscellaneous personal services -----	††	††	††	††	38	2 327	683	246	248



**Table 5a. Summary Statistics for Firms Subject to Federal Income Tax for the Area Outside Standard Metropolitan Statistical Areas: 1982—Con.**

[For meaning of abbreviations and symbols, see introductory text. For explanation of terms and comparability of 1977 and 1982 censuses, see appendix A. For definitions of SMSA's, see appendix D.]

SIC code	Kind of business or operation	All establishments				Establishments with payroll				
		Number	Receipts (\$1,000)	Unincorporated businesses or operations		Number	Receipts (\$1,000)	Annual payroll (\$1,000)	First quarter payroll (\$1,000)	Paid employees for pay period including March 12 (number)
				Individual proprietorships (number)	Partnerships (number)					
73	<b>Business services</b> .....	††	††	††	††	433	106 378	43 625	10 124	3 298
731	Advertising .....	††	††	††	††	17	4 507	1 610	341	105
7311	Advertising agencies .....	**	**	**	**	15	(D)	(D)	(D)	(D)
7312	Outdoor advertising services .....	**	**	**	**	1	(D)	(D)	(D)	(D)
7313	Radio, TV, publishers' advertising representatives .....	**	**	**	**	-	-	-	-	-
7319	Advertising, n.e.c. ....	**	**	**	**	1	(D)	(D)	(D)	(D)
734	<b>Services to dwellings and other buildings</b> .....	††	††	††	††	102	9 715	4 216	849	513
7341	Window cleaning .....	**	**	**	**	1	(D)	(D)	(D)	(D)
7342	Disinfecting and exterminating services .....	**	**	**	**	25	3 329	1 535	294	119
7349	Cleaning and maintenance services, n.e.c. ....	**	**	**	**	76	(D)	(D)	(D)	(D)
737	<b>Computer and data processing services</b> .....	††	††	††	††	50	(D)	(D)	(D)	(D)
7372	Computer programming and other software services .....	**	**	**	**	29	9 578	4 260	993	117
7374	Data processing services .....	**	**	**	**	15	3 370	1 658	356	149
7379	Computer related services, n.e.c. ....	**	**	**	**	6	(D)	(D)	(D)	(D)
7392	<b>Management, consulting, and public relations services</b> .....	††	††	††	††	82	(D)	(D)	(D)	(D)
7394	Equipment rental and leasing services .....	††	††	††	††	37	(D)	(D)	(D)	(D)
Other 73	<b>Other business services</b> .....	††	††	††	††	145	57 955	25 199	6 113	1 968
732	Credit reporting, collection agencies .....	**	**	**	**	11	1 563	564	115	50
7331	Direct mail advertising services .....	**	**	**	**	2	(D)	(D)	(D)	(D)
7332	Blueprinting and photocopying services .....	**	**	**	**	3	(D)	(D)	(D)	(D)
7333	Commercial photography, art, and graphics .....	**	**	**	**	17	1 891	628	127	46
7339	Stenographic services; and reproduction services, n.e.c. ....	**	**	**	**	4	(D)	(D)	(D)	(D)
736	<b>Personnel supply services</b> .....	**	**	**	**	19	5 540	3 660	769	300
7361	Employment agencies .....	**	**	**	**	14	(D)	(D)	(D)	(D)
7362	Help supply services .....	**	**	**	**	5	(D)	(D)	(D)	(D)
7369	Facilities management services .....	**	**	**	**	-	-	-	-	-
7391	<b>Research and development laboratories</b> .....	**	**	**	**	7	746	334	72	22
7397	Testing laboratories and facilities .....	**	**	**	**	3	(D)	(D)	(D)	(D)
7393	Detective agencies and protective services .....	**	**	**	**	9	(D)	(D)	(D)	(D)
7395	Photofinishing laboratories* .....	**	**	**	**	3	(D)	(D)	(D)	(D)
7399 pt.	Sign painting shops .....	**	**	**	**	1	(D)	(D)	(D)	(D)
7399 pt.	Interior designing .....	**	**	**	**	2	(D)	(D)	(D)	(D)
7399 pt.	Telephone answering services .....	**	**	**	**	8	1 132	487	110	60
735, 7396, 7399 pt.	Other business services, n.e.c. ....	**	**	**	**	56	44 193	18 261	4 655	1 298
75	<b>Automotive repair, services, and garages</b> .....	††	††	††	††	267	43 141	9 945	2 117	860
751	<b>Automotive rental and leasing, without drivers</b> .....	††	††	††	††	15	3 401	601	131	56
752	<b>Automobile parking</b> .....	††	††	††	††	15	993	197	25	23
7523	Parking lots .....	**	**	**	**	15	993	197	25	23
7525	Parking structures .....	**	**	**	**	-	-	-	-	-
753	<b>Automotive repair shops</b> .....	††	††	††	††	215	36 726	8 594	1 852	717
7538	General automotive repair shops .....	††	††	††	††	102	15 361	2 994	672	279
7538 pt.	General automotive repair shops, except diesel .....	**	**	**	**	93	(D)	(D)	(D)	(D)
7538 pt.	Diesel repair shops .....	**	**	**	**	9	(D)	(D)	(D)	(D)
7531	Top and body repair shops .....	††	††	††	††	68	(D)	(D)	(D)	(D)
7534, 5, 9	<b>Other automotive repair shops</b> .....	††	††	††	††	45	(D)	(D)	(D)	(D)
7534	Tire retreading and repair shops .....	**	**	**	**	3	2 560	418	85	22
7535	Paint shops .....	**	**	**	**	4	1 093	345	44	25
7539 pt.	Auto electrical and fuel system services .....	**	**	**	**	4	444	99	22	12
7539 pt.	Radiator repair .....	**	**	**	**	7	(D)	(D)	(D)	(D)
7539 pt.	Glass replacement and repair .....	**	**	**	**	7	1 679	353	82	30
7539 pt.	Brake, front end, and wheel alignment .....	**	**	**	**	2	(D)	(D)	(D)	(D)
7539 pt.	Exhaust system services (muffler shops) .....	**	**	**	**	4	1 069	251	45	16
7539 pt.	Transmission repair shops .....	**	**	**	**	17	(D)	(D)	(D)	(D)
7539 pt.	Other automotive repair shops, n.e.c. ....	**	**	**	**	2	(D)	(D)	(D)	(D)
754	<b>Automotive services, except repair</b> .....	††	††	††	††	22	2 021	553	109	64
7542	Car washes .....	**	**	**	**	14	1 622	413	79	45
7549	Other automotive services .....	**	**	**	**	8	399	140	30	19
76	<b>Miscellaneous repair services</b> .....	††	††	††	††	145	21 756	5 998	1 373	457
762	<b>Electrical and electronic repair shops</b> .....	††	††	††	††	42	(D)	(D)	(D)	(D)
7622	Radio and TV repair shops .....	††	††	††	††	23	(D)	(D)	(D)	(D)
7623, 9	Other electrical and electronic repair shops .....	††	††	††	††	19	1 930	401	71	34
7623	Refrigeration and air-conditioning repair shops .....	**	**	**	**	9	679	102	16	9
7629	Electrical and electronic repair shops, n.e.c. ....	**	**	**	**	10	1 251	299	55	25
764	<b>Reupholstery and furniture repair</b> .....	††	††	††	††	10	(D)	(D)	(D)	(D)
763, 9	<b>Other repair shops and related services</b> .....	††	††	††	††	93	15 294	4 429	1 034	331
763	Watch, clock, and jewelry repair .....	**	**	**	**	1	(D)	(D)	(D)	(D)
769	Miscellaneous repair and related services .....	**	**	**	**	92	(D)	(D)	(D)	(D)
7692	Welding repair .....	**	**	**	**	12	2 024	672	190	35
7694	Armature rewinding shops .....	**	**	**	**	4	218	50	8	3
7699	Repair shops and related services, n.e.c. ....	**	**	**	**	76	(D)	(D)	(D)	(D)

**Table 5a. Summary Statistics for Firms Subject to Federal Income Tax for the Area Outside Standard Metropolitan Statistical Areas: 1982—Con.**

[For meaning of abbreviations and symbols, see introductory text. For explanation of terms and comparability of 1977 and 1982 censuses, see appendix A. For definitions of SMSA's, see appendix D.]

SIC code	Kind of business or operation	All establishments				Establishments with payroll				
		Number	Receipts (\$1,000)	Unincorporated businesses or operations		Number	Receipts (\$1,000)	Annual payroll (\$1,000)	First quarter payroll (\$1,000)	Paid employees for pay period including March 12 (number)
				Individual proprietorships (number)	Partnerships (number)					
78, 79	<b>Amusement and recreation services, including motion pictures...</b>	††	††	††	††	335	131 368	35 246	5 014	2 209
781, 2	Motion picture production, distribution, and services .....	††	††	††	††	6	523	250	60	12
783	Motion picture theaters .....	††	††	††	††	27	6 609	967	168	169
7832	Motion picture theaters, except drive-in .....	††	††	††	††	25	(D)	(D)	(D)	(D)
7833	Drive-in motion picture theaters .....	**	**	**	**	2	(D)	(D)	(D)	(D)
792	Producers, orchestras, and entertainers .....	††	††	††	††	12	(D)	(D)	(D)	(D)
7922	Theatrical producers (except motion picture) and miscellaneous theatrical services .....	**	**	**	**	6	(D)	(D)	(D)	(D)
7929	Bands, orchestras, actors, and other entertainers and entertainment groups .....	**	**	**	**	6	2 367	1 077	161	51
793	Bowling alleys and billiards and pool establishments .....	††	††	††	††	11	4 877	1 331	303	154
7932	Billiard and pool establishments .....	††	††	††	††	-	-	-	-	-
7933	Bowling alleys .....	††	††	††	††	11	4 877	1 331	303	154
79 ex. 792, 3	Commercial sports and other amusement and recreation services .....	††	††	††	††	279	(D)	(D)	(D)	(D)
794	Commercial sports .....	††	††	††	††	8	(D)	(D)	(D)	(D)
7941	Professional sports clubs, managers, promoters .....	††	††	††	††	-	-	-	-	-
7948	Racing, including track operation .....	††	††	††	††	8	(D)	(D)	(D)	(D)
79 ex. 792, 3, 4	Other amusement and recreation services .....	††	††	††	††	271	112 927	30 417	4 068	1 758
791	Dance halls, studios, and schools .....	**	**	**	**	13	730	197	51	36
7992	Public golf courses .....	**	**	**	**	7	1 303	341	86	48
7993	Coin-operated amusement device operators .....	**	**	**	**	40	12 921	2 542	329	161
7996	Amusement parks .....	**	**	**	**	16	64 089	18 729	2 331	478
7997	Membership sports and recreation clubs .....	**	**	**	**	33	(D)	(D)	(D)	(D)
7999	Amusement and recreation services, n.e.c. ....	**	**	**	**	162	(D)	(D)	(D)	(D)
7999 pt.	Concession operators of amusement devices, rides .....	**	**	**	**	34	7 247	1 562	73	61
7999 pt.	Carnivals, circuses, and fairs .....	**	**	**	**	2	(D)	(D)	(D)	(D)
7999 pt.	Other commercial recreation and amusements .....	**	**	**	**	126	15 999	3 694	559	306
80, ex. 806	<b>Health services, except hospitals .....</b>	††	††	††	††	791	197 615	88 456	21 380	5 772
801	Offices of physicians .....	††	††	††	††	375	92 324	44 704	11 130	1 675
802	Offices of dentists .....	††	††	††	††	236	36 737	13 416	3 108	967
803	Offices of osteopathic physicians .....	††	††	††	††	17	3 658	1 359	544	100
8041	Offices of chiropractors .....	††	††	††	††	41	(D)	(D)	(D)	(D)
8042	Offices of optometrists .....	††	††	††	††	40	3 976	812	184	98
805	Nursing and personal care facilities .....	††	††	††	††	24	48 975	24 054	5 515	2 584
8049, 807, 8, 9	Other health services .....	††	††	††	††	58	(D)	(D)	(D)	(D)
807	Medical and dental laboratories .....	††	††	††	††	25	(D)	(D)	(D)	(D)
8071	Medical laboratories .....	††	††	††	††	9	(D)	(D)	(D)	(D)
8072	Dental laboratories .....	††	††	††	††	16	3 839	1 637	402	112
8049, 808, 9	Other health services, n.e.c. ....	††	††	††	††	33	3 224	1 357	280	96
81	<b>Legal services .....</b>	††	††	††	††	316	58 073	20 927	5 084	1 285
823, 4, 9	<b>Selected educational services .....</b>	††	††	††	††	12	(D)	(D)	(D)	(D)
823	Libraries and information centers .....	**	**	**	**	-	-	-	-	-
824	Correspondence schools and vocational schools .....	**	**	**	**	3	(D)	(D)	(D)	(D)
829	Schools and educational services, n.e.c. ....	**	**	**	**	9	(D)	(D)	(D)	(D)
891	<b>Engineering, architectural, and surveying services .....</b>	††	††	††	††	133	(D)	(D)	(D)	(D)
891 pt.	Architectural services .....	**	**	**	**	31	3 705	1 132	290	76
891 pt.	Engineering services .....	**	**	**	**	79	28 807	13 962	3 270	662
891 pt.	Surveying services .....	**	**	**	**	23	(D)	(D)	(D)	(D)
893	<b>Accounting, auditing, and bookkeeping services .....</b>	††	††	††	††	101	16 333	6 590	1 505	417
83, 892, 9	<b>Social and other services .....</b>	††	††	††	††	84	8 249	3 400	805	441
83	Social services .....	**	**	**	**	63	(D)	(D)	(D)	(D)
835	Child day care services .....	**	**	**	**	42	2 038	917	234	188
832, 3, 6, 9	Other social services .....	**	**	**	**	21	(D)	(D)	(D)	(D)
892, 9	Other services .....	**	**	**	**	21	(D)	(D)	(D)	(D)

**Table 5b. Summary Statistics for Firms Exempt From Federal Income Tax for the Area Outside Standard Metropolitan Statistical Areas: 1982**

[Includes only establishments with payroll. For meaning of abbreviations and symbols, see introductory text. For explanation of terms and comparability of 1977 and 1982 censuses, see appendix A. For definitions of SMSA's, see appendix D]

SIC code	Kind of business or operation	Establishments (number)	Revenue (\$1,000)	Annual payroll (\$1,000)	First quarter payroll (\$1,000)	Paid employees for pay period including March 12 (number)
	<b>Total</b> .....	321	57 990	24 206	5 225	3 540
7011 pt., 7032, 704	Hotels, camps, and membership lodging .....	11	1 891	653	89	81
7391, 2, 7	Research, testing, and consulting services .....	2	(D)	(D)	(D)	(D)
792, 7997, 7999 pt., 84	Selected amusement, recreation, and related services .....	34	6 122	1 789	198	180
805, 8, 9	Selected health services .....	14	9 039	5 811	1 396	1 022
805	Nursing and personal care facilities .....	3	(D)	(D)	(D)	(D)
808	Outpatient care facilities .....	8	1 956	1 350	311	103
809	Health and allied services, n.e.c. ....	3	(D)	(D)	(D)	(D)
81	Legal aid societies and similar legal services .....	5	(D)	(D)	(D)	(D)
823, 4, 9	Selected educational services .....	10	1 350	468	124	109
83	Social services .....	118	19 429	9 806	2 244	1 474
835	Child day care services .....	27	2 770	1 630	391	284
832, 3, 6, 9	Other social services .....	91	16 659	8 176	1 853	1 190
861, 2, 4, 9	Selected membership organizations .....	125	19 264	5 113	1 046	632
861	Business associations .....	11	1 220	340	84	40
864	Civic, social, and fraternal associations .....	87	14 197	3 839	784	487
862, 9	Other membership organizations .....	27	3 847	934	178	105
892	Noncommercial educational, scientific, and research organizations .....	2	(D)	(D)	(D)	(D)

**Table 6. Summary Statistics for Firms Subject to Federal Income Tax for Counties With 300 Establishments or More: 1982**

[For meaning of abbreviations and symbols, see introductory text. For explanation of terms and comparability of 1977 and 1982 censuses, see appendix A. For information on geographic areas followed by Δ, see appendix F]

SIC code	Geographic area and kind of business or operation	All establishments				Establishments with payroll				
		Number	Receipts (\$1,000)	Unincorporated businesses or operations		Number	Receipts (\$1,000)	Annual payroll (\$1,000)	First quarter payroll (\$1,000)	Paid employees for pay period including March 12 (number)
				Individual proprietorships (number)	Partnerships (number)					
	<b>ATLANTIC COUNTY</b> (Coextensive with Atlantic City, N.J., SMSA; see table 4a.)									
	<b>BERGEN COUNTY</b>									
	<b>Total</b> .....	††	††	††	††	7 203	2 614 646	970 808	237 076	61 497
70	Hotels, motels, and other lodging places .....	††	††	††	††	65	80 077	22 520	5 275	2 852
7011	Hotels, motor hotels, and motels .....	††	††	††	††	55	78 153	22 111	5 192	2 829
7011 pt.	Hotels .....	††	††	††	††	15	53 695	15 243	3 609	2 017
7011 pt.	Hotels, 25 guestrooms or more .....	..	..	..	..	15	53 695	15 243	3 609	2 017
7011 pt.	Hotels, less than 25 guestrooms .....	..	..	..	..	-	-	-	-	-
7011 pt.	Motels, motor hotels, and tourist courts .....	††	††	††	††	40	24 458	6 868	1 583	812
7011 pt.	Motels, tourist courts .....	..	..	..	..	29	12 216	2 878	721	355
7011 pt.	Motor hotels .....	..	..	..	..	11	12 242	3 990	862	457
702, 3, 4	Other lodging places .....	††	††	††	††	10	1 924	409	83	23
703	Trailer parks and camps .....	††	††	††	††	7	1 651	333	64	14
702, 4	Rooming, boarding, and membership lodging .....	††	††	††	††	3	273	76	19	9

**Table 6. Summary Statistics for Firms Subject to Federal Income Tax for Counties With 300 Establishments or More: 1982—Con.**

[For meaning of abbreviations and symbols, see introductory text. For explanation of terms and comparability of 1977 and 1982 censuses, see appendix A. For information on geographic areas followed by Δ, see appendix F]

SIC code	Geographic area and kind of business or operation	All establishments				Establishments with payroll				
		Number	Receipts (\$1,000)	Unincorporated businesses or operations		Number	Receipts (\$1,000)	Annual payroll (\$1,000)	First quarter payroll (\$1,000)	Paid employees for pay period including March 12 (number)
				Individual proprietorships (number)	Partnerships (number)					
<b>BERGEN COUNTY—Con.</b>										
<b>72</b>	<b>Personal services</b>	<b>††</b>	<b>††</b>	<b>††</b>	<b>††</b>	<b>957</b>	<b>132 201</b>	<b>39 780</b>	<b>9 484</b>	<b>5 815</b>
721	Laundry, cleaning, and garment services	††	††	††	††	232	36 910	12 572	2 956	1 382
7215	Coin-operated laundries and dry cleaning	††	††	††	††	44	2 734	553	124	84
721 ex. 7215	Other laundry, cleaning, and garment services	††	††	††	††	188	34 176	12 019	2 832	1 298
7211	Power laundries, family and commercial*	**	**	**	**	8	1 987	822	203	87
7216	Dry-cleaning plants, except rug cleaning*	**	**	**	**	122	18 831	7 041	1 630	834
Other 721 7212	Laundry and cleaning services, n.e.c.*	**	**	**	**	58	13 358	4 156	999	377
7212	Garment pressing and agents for laundries and dry cleaners	**	**	**	**	17	1 485	363	62	44
7213	Linen supply*	**	**	**	**	7	3 224	929	221	81
7217	Carpet and upholstery cleaning	**	**	**	**	20	1 736	643	143	72
7218	Industrial laundriers*	**	**	**	**	3	(D)	(D)	(D)	(D)
7214, 9	Other laundry, garment services, including diaper*	**	**	**	**	11	(D)	(D)	(D)	(D)
722	Photographic studios, portrait	††	††	††	††	23	4 565	841	177	82
723, 4	Beauty and barber shops	††	††	††	††	538	31 556	13 000	3 089	1 872
723	Beauty shops	††	††	††	††	453	27 997	11 611	2 765	1 692
724	Barber shops	††	††	††	††	85	3 559	1 389	324	180
725	Shoe repair, shoe shine, and hat-cleaning shops	††	††	††	††	13	735	232	53	25
726	Funeral service and crematories	††	††	††	††	58	18 985	3 943	997	309
729	Miscellaneous personal services	††	††	††	††	93	39 450	9 192	2 212	2 145
<b>73</b>	<b>Business services</b>	<b>††</b>	<b>††</b>	<b>††</b>	<b>††</b>	<b>1 818</b>	<b>941 415</b>	<b>345 706</b>	<b>83 941</b>	<b>24 116</b>
731	Advertising	††	††	††	††	104	41 607	15 471	3 917	667
7311	Advertising agencies	**	**	**	**	77	22 224	9 640	2 546	415
7312	Outdoor advertising services	**	**	**	**	9	4 697	1 072	248	43
7313	Radio, TV, publishers' advertising representatives	**	**	**	**	12	(D)	(D)	(D)	(D)
7319	Advertising, n.e.c.	**	**	**	**	6	(D)	(D)	(D)	(D)
734	Services to dwellings and other buildings	††	††	††	††	182	25 009	11 337	2 592	1 640
7341	Window cleaning	**	**	**	**	7	262	83	20	13
7342	Disinfecting and exterminating services	**	**	**	**	25	3 606	1 545	307	108
7349	Cleaning and maintenance services, n.e.c.	**	**	**	**	150	21 141	9 709	2 265	1 519
737	Computer and data processing services	††	††	††	††	272	300 901	93 378	22 576	4 272
7372	Computer programming and other software services	**	**	**	**	119	96 156	37 555	8 843	1 243
7374	Data processing services	**	**	**	**	72	102 706	30 640	7 948	2 170
7379	Computer related services, n.e.c.	**	**	**	**	81	102 039	25 183	5 785	859
7392	Management, consulting, and public relations services	††	††	††	††	444	177 959	66 434	16 620	3 756
7394	Equipment rental and leasing services	††	††	††	††	84	52 014	8 321	1 838	442
Other 73	Other business services	††	††	††	††	732	343 925	150 765	36 398	13 339
732	Credit reporting, collection agencies	**	**	**	**	23	11 724	2 907	786	189
7331	Direct mail advertising services	**	**	**	**	33	35 708	14 988	3 825	1 086
7332	Blueprinting and photocopying services	**	**	**	**	16	7 515	2 481	574	164
7333	Commercial photography, art, and graphics	**	**	**	**	113	25 497	7 284	1 690	447
7339	Stenographic services; and reproduction services, n.e.c.	**	**	**	**	15	3 093	746	167	65
736	Personnel supply services	**	**	**	**	157	92 333	59 905	14 646	6 687
7361	Employment agencies	**	**	**	**	104	(D)	(D)	(D)	(D)
7362	Help supply services	**	**	**	**	50	60 556	43 264	10 487	5 117
7369	Facilities management services	**	**	**	**	3	(D)	(D)	(D)	(D)
7391	Research and development laboratories	**	**	**	**	20	12 054	5 319	1 145	204
7397	Testing laboratories and facilities	**	**	**	**	19	6 826	3 955	994	240
7393	Detective agencies and protective services	**	**	**	**	43	17 401	9 245	2 430	1 251
7395	Photofinishing laboratories*	**	**	**	**	31	36 063	12 734	2 979	687
7399 pt.	Sign painting shops	**	**	**	**	10	1 392	475	91	36
7399 pt.	Interior designing	**	**	**	**	32	7 224	1 047	317	88
7399 pt.	Telephone answering services	**	**	**	**	18	2 730	1 421	354	220
735, 7396, 7399 pt.	Other business services, n.e.c.	**	**	**	**	202	84 365	28 258	6 400	1 975
<b>75</b>	<b>Automotive repair, services, and garages</b>	<b>††</b>	<b>††</b>	<b>††</b>	<b>††</b>	<b>557</b>	<b>143 422</b>	<b>32 982</b>	<b>7 786</b>	<b>2 323</b>
751	Automotive rental and leasing, without drivers	††	††	††	††	69	51 264	8 101	1 926	453
752	Automobile parking	††	††	††	††	4	(D)	(D)	(D)	(D)
7523	Parking lots	**	**	**	**	3	(D)	(D)	(D)	(D)
7525	Parking structures	**	**	**	**	1	(D)	(D)	(D)	(D)
753	Automotive repair shops	††	††	††	††	429	82 791	22 242	5 111	1 562
7538	General automotive repair shops	††	††	††	††	182	28 851	6 858	1 608	499
7538 pt.	General automotive repair shops, except diesel	**	**	**	**	172	25 494	5 655	1 300	428
7538 pt.	Diesel repair shops	**	**	**	**	10	3 357	1 203	308	71
7531	Top and body repair shops	††	††	††	††	158	33 937	9 438	2 246	668
7534, 5, 9	Other automotive repair shops	††	††	††	††	89	20 003	5 946	1 257	395
7534	Tire retreading and repair shops	**	**	**	**	7	1 870	433	93	22
7535	Paint shops	**	**	**	**	4	970	421	73	22
7539 pt.	Auto electrical and fuel system services	**	**	**	**	7	1 024	435	97	37
7539 pt.	Radiator repair	**	**	**	**	8	1 012	252	53	17
7539 pt.	Glass replacement and repair	**	**	**	**	8	2 690	635	138	38
7539 pt.	Brake, front end, and wheel alignment	**	**	**	**	10	2 392	957	177	55
7539 pt.	Exhaust system services (muffler shops)	**	**	**	**	11	3 478	791	146	52
7539 pt.	Transmission repair shops	**	**	**	**	25	4 876	1 557	365	109
7539 pt.	Other automotive repair shops, n.e.c.	**	**	**	**	9	1 691	465	115	43

**Table 6. Summary Statistics for Firms Subject to Federal Income Tax for Counties With 300 Establishments or More: 1982—Con.**

[For meaning of abbreviations and symbols, see introductory text. For explanation of terms and comparability of 1977 and 1982 censuses, see appendix A. For information on geographic areas followed by Δ, see appendix F]

SIC code	Geographic area and kind of business or operation	All establishments				Establishments with payroll				
		Number	Receipts (\$1,000)	Unincorporated businesses or operations		Number	Receipts (\$1,000)	Annual payroll (\$1,000)	First quarter payroll (\$1,000)	Paid employees for pay period including March 12 (number)
				Individual proprietorships (number)	Partnerships (number)					
<b>BERGEN COUNTY—Con.</b>										
<b>75</b>	<b>Automotive repair, services, and garages—Con.</b>									
754	Automotive services, except repair .....	††	††	††	††	55	(D)	(D)	(D)	(D)
7542	Car washes .....	..	..	..	..	33	4 057	1 390	457	182
7549	Other automotive services .....	..	..	..	..	22	(D)	(D)	(D)	(D)
<b>76</b>	<b>Miscellaneous repair services .....</b>	<b>††</b>	<b>††</b>	<b>††</b>	<b>††</b>	<b>278</b>	<b>77 233</b>	<b>24 365</b>	<b>5 851</b>	<b>1 514</b>
762	Electrical and electronic repair shops .....	††	††	††	††	111	36 435	11 802	2 769	709
7622	Radio and TV repair shops .....	††	††	††	††	48	13 078	4 827	1 172	317
7623, 9	Other electrical and electronic repair shops .....	††	††	††	††	63	23 357	6 975	1 597	392
7623	Refrigeration and air-conditioning repair shops .....	..	..	..	..	18	2 678	993	202	77
7629	Electrical and electronic repair shops, n.e.c. ....	..	..	..	..	45	20 679	5 982	1 395	315
764	Reupholstery and furniture repair .....	††	††	††	††	26	2 866	976	294	113
763, 9	Other repair shops and related services .....	††	††	††	††	141	37 932	11 587	2 788	692
763	Watch, clock, and jewelry repair .....	..	..	..	..	4	504	174	51	11
769	Miscellaneous repair and related services .....	..	..	..	..	137	37 428	11 413	2 737	681
7692	Welding repair .....	..	..	..	..	5	690	147	38	14
7694	Armature rewinding shops .....	..	..	..	..	11	4 542	1 354	295	79
7699	Repair shops and related services, n.e.c. ....	..	..	..	..	121	32 196	9 912	2 404	588
<b>78, 79</b>	<b>Amusement and recreation services, including motion pictures ..</b>	<b>††</b>	<b>††</b>	<b>††</b>	<b>††</b>	<b>329</b>	<b>129 368</b>	<b>45 218</b>	<b>11 863</b>	<b>3 207</b>
781, 2	Motion picture production, distribution, and services .....	††	††	††	††	47	28 914	6 504	1 429	390
783	Motion picture theaters .....	††	††	††	††	25	14 063	2 123	478	344
7832	Motion picture theaters, except drive-in .....	..	..	..	..	24	(D)	(D)	(D)	(D)
7833	Drive-in motion picture theaters .....	..	..	..	..	1	(D)	(D)	(D)	(D)
792	Producers, orchestras, and entertainers .....	††	††	††	††	48	16 352	5 385	2 603	260
7922	Theatrical producers (except motion picture) and miscellaneous theatrical services .....	..	..	..	..	26	7 629	1 595	369	64
7929	Bands, orchestras, actors, and other entertainers and entertainment groups .....	..	..	..	..	22	8 723	3 790	2 234	196
793	Bowling alleys and billiards and pool establishments .....	††	††	††	††	30	13 133	3 716	929	499
7932	Billiard and pool establishments .....	††	††	††	††	2	(D)	(D)	(D)	(D)
7933	Bowling alleys .....	††	††	††	††	28	(D)	(D)	(D)	(D)
79 ex. 792, 3	Commercial sports and other amusement and recreation services ..	††	††	††	††	179	56 906	27 490	6 424	1 714
794	Commercial sports .....	††	††	††	††	16	15 423	14 820	3 881	205
7941	Professional sports clubs, managers, promoters .....	††	††	††	††	4	13 431	14 190	3 766	158
7948	Racing, including track operation .....	††	††	††	††	12	1 992	630	115	47
79 ex. 792, 3, 4	Other amusement and recreation services .....	††	††	††	††	163	41 483	12 670	2 543	1 509
791	Dance halls, studios, and schools .....	..	..	..	..	29	2 359	828	218	159
7992	Public golf courses .....	..	..	..	..	1	(D)	(D)	(D)	(D)
7993	Coin-operated amusement device operators .....	..	..	..	..	8	718	129	31	12
7996	Amusement parks .....	..	..	..	..	1	(D)	(D)	(D)	(D)
7997	Membership sports and recreation clubs .....	..	..	..	..	58	24 895	7 633	1 469	911
7999	Amusement and recreation services, n.e.c. ....	..	..	..	..	66	(D)	(D)	(D)	(D)
7999 pt.	Concession operators of amusement devices, rides .....	..	..	..	..	4	(D)	(D)	(D)	(D)
7999 pt.	Carnivals, circuses, and fairs .....	..	..	..	..	2	(D)	(D)	(D)	(D)
7999 pt.	Other commercial recreation and amusements .....	..	..	..	..	60	12 436	3 694	732	404
<b>80, ex. 806</b>	<b>Health services, except hospitals .....</b>	<b>††</b>	<b>††</b>	<b>††</b>	<b>††</b>	<b>1 885</b>	<b>498 304</b>	<b>216 194</b>	<b>53 568</b>	<b>11 149</b>
801	Offices of physicians .....	††	††	††	††	943	227 587	112 815	28 266	3 454
802	Offices of dentists .....	††	††	††	††	570	94 921	32 458	7 739	2 220
803	Offices of osteopathic physicians .....	††	††	††	††	29	4 007	1 406	327	80
8041	Offices of chiropractors .....	††	††	††	††	63	5 870	1 335	332	135
8042	Offices of optometrists .....	††	††	††	††	47	7 652	2 182	485	178
805	Nursing and personal care facilities .....	††	††	††	††	26	46 235	20 876	5 077	2 123
8049, 807, 8, 9	Other health services .....	††	††	††	††	207	112 032	45 122	11 342	2 959
807	Medical and dental laboratories .....	††	††	††	††	75	88 608	35 520	9 156	2 049
8071	Medical laboratories .....	††	††	††	††	32	79 950	31 961	8 420	1 857
8072	Dental laboratories .....	††	††	††	††	43	8 658	3 559	736	192
8049, 808, 9	Other health services, n.e.c. ....	††	††	††	††	132	23 424	9 602	2 186	910
<b>81</b>	<b>Legal services .....</b>	<b>††</b>	<b>††</b>	<b>††</b>	<b>††</b>	<b>596</b>	<b>123 872</b>	<b>39 063</b>	<b>8 997</b>	<b>2 230</b>
<b>823, 4, 9</b>	<b>Selected educational services .....</b>	<b>††</b>	<b>††</b>	<b>††</b>	<b>††</b>	<b>55</b>	<b>18 207</b>	<b>6 749</b>	<b>1 575</b>	<b>580</b>
823	Libraries and information centers .....	..	..	..	..	-	-	-	-	-
824	Correspondence schools and vocational schools .....	..	..	..	..	19	5 566	4 899	1 176	322
829	Schools and educational services, n.e.c. ....	..	..	..	..	36	12 641	1 850	399	258
<b>891</b>	<b>Engineering, architectural, and surveying services .....</b>	<b>††</b>	<b>††</b>	<b>††</b>	<b>††</b>	<b>246</b>	<b>378 592</b>	<b>165 298</b>	<b>40 237</b>	<b>5 477</b>
891 pt.	Architectural services .....	..	..	..	..	59	14 822	4 893	1 177	274
891 pt.	Engineering services .....	..	..	..	..	166	359 362	158 018	38 524	5 077
891 pt.	Surveying services .....	..	..	..	..	21	4 408	2 387	536	126
<b>893</b>	<b>Accounting, auditing, and bookkeeping services .....</b>	<b>††</b>	<b>††</b>	<b>††</b>	<b>††</b>	<b>302</b>	<b>72 291</b>	<b>24 986</b>	<b>6 483</b>	<b>1 384</b>

**Table 6. Summary Statistics for Firms Subject to Federal Income Tax for Counties With 300 Establishments or More: 1982—Con.**

[For meaning of abbreviations and symbols, see introductory text. For explanation of terms and comparability of 1977 and 1982 censuses, see appendix A. For information on geographic areas followed by Δ, see appendix F]

SIC code	Geographic area and kind of business or operation	All establishments				Establishments with payroll				
		Number	Receipts (\$1,000)	Unincorporated businesses or operations		Number	Receipts (\$1,000)	Annual payroll (\$1,000)	First quarter payroll (\$1,000)	Paid employees for pay period including March 12 (number)
				Individual proprietorships (number)	Partnerships (number)					
<b>BERGEN COUNTY—Con.</b>										
83, 892, 9	Social and other services .....	††	††	††	††	115	19 664	7 947	2 016	850
83	Social services .....	**	**	**	**	82	13 687	5 615	1 402	744
835	Child day care services .....	**	**	**	**	61	6 851	3 075	796	496
832, 3, 6, 9	Other social services .....	**	**	**	**	21	6 836	2 540	606	248
892, 9	Other services .....	**	**	**	**	33	5 977	2 332	614	106
<b>BURLINGTON COUNTY</b>										
	Total .....	††	††	††	††	1 671	538 280	204 662	47 984	14 783
70	Hotels, motels, and other lodging places .....	††	††	††	††	58	26 776	7 176	1 562	944
7011	Hotels, motor hotels, and motels .....	††	††	††	††	52	(D)	(D)	(D)	(D)
7011 pt.	Hotels .....	††	††	††	††	9	(D)	(D)	(D)	(D)
7011 pt.	Motels, motor hotels, and tourist courts .....	††	††	††	††	43	12 994	3 195	734	434
702, 3, 4	Other lodging places .....	††	††	††	††	6	(D)	(D)	(D)	(D)
72	Personal services .....	††	††	††	††	238	24 626	8 669	1 941	1 126
721	Laundry, cleaning, and garment services .....	††	††	††	††	65	9 770	3 373	797	384
7215	Coin-operated laundries and dry cleaning .....	††	††	††	††	12	815	159	37	34
721 ex.	Other laundry, cleaning, and garment services .....	††	††	††	††	53	8 955	3 214	760	350
7215										
7211	Power laundries, family and commercial* .....	**	**	**	**	-	-	-	-	-
7216	Dry-cleaning plants, except rug cleaning* .....	**	**	**	**	35	(D)	(D)	(D)	(D)
Other 721	Laundry and cleaning services, n.e.c.* .....	**	**	**	**	18	(D)	(D)	(D)	(D)
722	Photographic studios, portrait .....	††	††	††	††	9	804	185	37	49
723, 4	Beauty and barber shops .....	††	††	††	††	123	8 312	3 748	811	524
723	Beauty shops .....	††	††	††	††	108	7 253	3 233	711	470
724	Barber shops .....	††	††	††	††	15	1 059	515	100	54
725	Shoe repair, shoe shine, and hat-cleaning shops .....	††	††	††	††	2	(D)	(D)	(D)	(D)
726	Funeral service and crematories .....	††	††	††	††	15	2 729	473	103	36
729	Miscellaneous personal services .....	††	††	††	††	24	(D)	(D)	(D)	(D)
73	Business services .....	††	††	††	††	354	200 768	78 953	18 889	6 026
731	Advertising .....	††	††	††	††	11	(D)	(D)	(D)	(D)
734	Services to dwellings and other buildings .....	††	††	††	††	72	12 266	6 756	1 726	905
737	Computer and data processing services .....	††	††	††	††	53	96 824	38 030	9 021	1 857
7392	Management, consulting, and public relations services .....	††	††	††	††	78	21 969	8 393	1 976	432
7394	Equipment rental and leasing services .....	††	††	††	††	23	8 101	2 009	488	93
Other 73	Other business services .....	††	††	††	††	117	(D)	(D)	(D)	(D)
75	Automotive repair, services, and garages .....	††	††	††	††	168	44 617	10 238	2 345	795
751	Automotive rental and leasing, without drivers .....	††	††	††	††	17	13 084	1 667	364	109
752	Automobile parking .....	††	††	††	††	-	-	-	-	-
753	Automotive repair shops .....	††	††	††	††	138	29 951	8 011	1 853	613
7538	General automotive repair shops .....	††	††	††	††	52	8 170	2 200	528	179
7531	Top and body repair shops .....	††	††	††	††	49	13 612	3 458	772	270
7534, 5, 9	Other automotive repair shops .....	††	††	††	††	37	8 169	2 353	553	164
754	Automotive services, except repair .....	††	††	††	††	13	1 582	560	128	73
76	Miscellaneous repair services .....	††	††	††	††	85	24 338	7 201	1 750	456
762	Electrical and electronic repair shops .....	††	††	††	††	22	8 650	3 156	801	164
7622	Radio and TV repair shops .....	††	††	††	††	7	1 076	276	67	22
7623, 9	Other electrical and electronic repair shops .....	††	††	††	††	15	7 574	2 880	734	142
764	Reupholstery and furniture repair .....	††	††	††	††	14	835	151	32	17
763, 9	Other repair shops and related services .....	††	††	††	††	49	14 853	3 894	917	275
78, 79	Amusement and recreation services, including motion pictures .....	††	††	††	††	82	27 321	7 684	1 614	703
781, 2	Motion picture production, distribution, and services .....	††	††	††	††	2	(D)	(D)	(D)	(D)
783	Motion picture theaters .....	††	††	††	††	8	4 190	710	142	116
792	Producers, orchestras, and entertainers .....	††	††	††	††	1	(D)	(D)	(D)	(D)
793	Bowling alleys and billiards and pool establishments .....	††	††	††	††	9	(D)	(D)	(D)	(D)
79 ex. 792, 3	Commercial sports and other amusement and recreation services .....	††	††	††	††	62	13 641	3 531	700	380
80, ex. 806	Health services, except hospitals .....	††	††	††	††	414	115 822	47 662	11 568	2 724
801	Offices of physicians .....	††	††	††	††	188	67 139	28 055	6 780	969
802	Offices of dentists .....	††	††	††	††	118	17 578	6 082	1 511	464
803	Offices of osteopathic physicians .....	††	††	††	††	30	5 659	2 560	647	157
8041	Offices of chiropractors .....	††	††	††	††	16	1 859	622	129	60
8042	Offices of optometrists .....	††	††	††	††	17	1 397	292	65	32
805	Nursing and personal care facilities .....	††	††	††	††	9	17 056	7 933	1 942	869
8049, 807, 8, 9	Other health services .....	††	††	††	††	36	5 134	2 118	494	173
81	Legal services .....	††	††	††	††	109	18 989	7 890	1 860	505
823, 4, 9	Selected educational services .....	††	††	††	††	5	(D)	(D)	(D)	(D)
891	Engineering, architectural, and surveying services .....	††	††	††	††	63	44 055	25 297	5 469	1 033
893	Accounting, auditing, and bookkeeping services .....	††	††	††	††	39	(D)	(D)	(D)	(D)

**Table 6. Summary Statistics for Firms Subject to Federal Income Tax for Counties With 300 Establishments or More: 1982—Con.**

[For meaning of abbreviations and symbols, see introductory text. For explanation of terms and comparability of 1977 and 1982 censuses, see appendix A. For information on geographic areas followed by Δ, see appendix F]

SIC code	Geographic area and kind of business or operation	All establishments				Establishments with payroll				
		Number	Receipts (\$1,000)	Unincorporated businesses or operations		Number	Receipts (\$1,000)	Annual payroll (\$1,000)	First quarter payroll (\$1,000)	Paid employees for pay period including March 12 (number)
				Individual proprietorships (number)	Partnerships (number)					
<b>BURLINGTON COUNTY—Con.</b>										
83, 892, 9	<b>Social and other services</b> -----	††	††	††	††	56	6 531	2 512	628	340
83	Social services-----	**	**	**	**	47	5 908	2 274	587	330
892, 9	Other services-----	**	**	**	**	9	623	238	41	10
<b>CAMDEN COUNTY</b>										
	<b>Total</b> -----	††	††	††	††	2 779	906 888	361 699	87 675	23 249
70	<b>Hotels, motels, and other lodging places</b> -----	††	††	††	††	34	33 201	10 334	2 487	1 327
7011	Hotels, motor hotels, and motels-----	††	††	††	††	31	(D)	(D)	(D)	(D)
7011 pt.	Hotels-----	††	††	††	††	8	20 009	6 395	1 518	858
7011 pt.	Hotels, 25 guestrooms or more-----	**	**	**	**	8	20 009	6 395	1 518	858
7011 pt.	Hotels, less than 25 guestrooms-----	**	**	**	**	-	-	-	-	-
7011 pt.	Motels, motor hotels, and tourist courts-----	††	††	††	††	23	(D)	(D)	(D)	(D)
7011 pt.	Motels, tourist courts-----	**	**	**	**	19	(D)	(D)	(D)	(D)
7011 pt.	Motor hotels-----	**	**	**	**	4	(D)	(D)	(D)	(D)
702, 3, 4	Other lodging places-----	††	††	††	††	3	(D)	(D)	(D)	(D)
703	Trailing parks and camps-----	††	††	††	††	-	-	-	-	-
702, 4	Rooming, boarding, and membership lodging-----	††	††	††	††	3	(D)	(D)	(D)	(D)
72	<b>Personal services</b> -----	††	††	††	††	367	48 211	15 307	3 721	2 001
721	Laundry, cleaning, and garment services-----	††	††	††	††	98	19 721	6 305	1 578	704
7215	Coin-operated laundries and dry cleaning-----	††	††	††	††	17	1 879	396	92	57
721 ex.	Other laundry, cleaning, and garment services-----	††	††	††	††	81	17 842	5 909	1 486	647
7215	Power laundries, family and commercial*-----	**	**	**	**	1	(D)	(D)	(D)	(D)
7216	Dry-cleaning plants, except rug cleaning*-----	**	**	**	**	56	(D)	(D)	(D)	(D)
Other 721	Laundry and cleaning services, n.e.c.*-----	**	**	**	**	24	11 445	3 658	929	357
7212	Garment pressing and agents for laundries and dry cleaners-----	**	**	**	**	2	(D)	(D)	(D)	(D)
7213	Linen supply*-----	**	**	**	**	5	(D)	(D)	(D)	(D)
7217	Carpet and upholstery cleaning-----	**	**	**	**	7	623	214	43	29
7218	Industrial laundries*-----	**	**	**	**	3	(D)	(D)	(D)	(D)
7214, 9	Other laundry, garment services, including diaper*-----	**	**	**	**	7	(D)	(D)	(D)	(D)
722	Photographic studios, portrait-----	††	††	††	††	8	2 298	450	103	64
723, 4	Beauty and barber shops-----	††	††	††	††	184	11 859	4 844	1 123	785
723	Beauty shops-----	††	††	††	††	164	11 023	4 457	1 031	733
724	Barber shops-----	††	††	††	††	20	836	387	92	52
725	Shoe repair, shoe shine, and hat-cleaning shops-----	††	††	††	††	6	(D)	(D)	(D)	(D)
726	Funeral service and crematories-----	††	††	††	††	28	6 894	1 442	317	98
729	Miscellaneous personal services-----	††	††	††	††	43	(D)	(D)	(D)	(D)
73	<b>Business services</b> -----	††	††	††	††	537	294 653	113 643	27 582	7 387
731	Advertising-----	††	††	††	††	18	17 346	4 872	1 206	245
7311	Advertising agencies-----	**	**	**	**	13	(D)	(D)	(D)	(D)
7312	Outdoor advertising services-----	**	**	**	**	1	(D)	(D)	(D)	(D)
7313	Radio, TV, publishers' advertising representatives-----	**	**	**	**	2	(D)	(D)	(D)	(D)
7319	Advertising, n.e.c.-----	**	**	**	**	2	(D)	(D)	(D)	(D)
734	Services to dwellings and other buildings-----	††	††	††	††	75	13 810	5 700	1 216	649
7341	Window cleaning-----	**	**	**	**	2	(D)	(D)	(D)	(D)
7342	Disinfecting and exterminating services-----	**	**	**	**	19	3 863	1 550	322	122
7349	Cleaning and maintenance services, n.e.c.-----	**	**	**	**	54	(D)	(D)	(D)	(D)
737	Computer and data processing services-----	††	††	††	††	68	77 975	30 307	7 113	1 366
7372	Computer programming and other software services-----	**	**	**	**	32	30 216	14 446	3 598	450
7374	Data processing services-----	**	**	**	**	25	36 784	12 202	2 811	786
7379	Computer related services, n.e.c.-----	**	**	**	**	11	10 975	3 659	704	130
7392	Management, consulting, and public relations services-----	††	††	††	††	116	51 964	23 683	6 785	1 018
7394	Equipment rental and leasing services-----	††	††	††	††	44	34 938	6 909	1 574	365
Other 73	<b>Other business services</b> -----	††	††	††	††	216	98 620	42 172	9 688	3 744
732	Credit reporting, collection agencies-----	**	**	**	**	16	10 528	2 505	542	138
7331	Direct mail advertising services-----	**	**	**	**	4	(D)	(D)	(D)	(D)
7332	Blueprinting and photocopying services-----	**	**	**	**	4	(D)	(D)	(D)	(D)
7333	Commercial photography, art, and graphics-----	**	**	**	**	28	7 585	2 956	668	161
7339	Stenographic services; and reproduction services, n.e.c.-----	**	**	**	**	11	2 125	513	104	41
736	Personnel supply services-----	**	**	**	**	33	14 552	9 936	2 229	1 076
7361	Employment agencies-----	**	**	**	**	18	(D)	(D)	(D)	(D)
7362	Help supply services-----	**	**	**	**	14	8 719	6 285	1 253	715
7369	Facilities management services-----	**	**	**	**	1	(D)	(D)	(D)	(D)
7391	Research and development laboratories-----	**	**	**	**	3	(D)	(D)	(D)	(D)
7397	Testing laboratories and facilities-----	**	**	**	**	7	2 238	1 158	364	84
7393	Detective agencies and protective services-----	**	**	**	**	20	12 895	6 451	1 485	667
7395	Photofinishing laboratories*-----	**	**	**	**	12	2 376	759	170	77
7399 pt.	Sign painting shops-----	**	**	**	**	1	(D)	(D)	(D)	(D)
7399 pt.	Interior designing-----	**	**	**	**	6	633	307	67	14
7399 pt.	Telephone answering services-----	**	**	**	**	9	2 012	964	235	154
735, 7396, 7399 pt.	Other business services, n.e.c.-----	**	**	**	**	62	31 228	12 583	2 901	1 070

**Table 6. Summary Statistics for Firms Subject to Federal Income Tax for Counties With 300 Establishments or More: 1982—Con.**

[For meaning of abbreviations and symbols, see introductory text. For explanation of terms and comparability of 1977 and 1982 censuses, see appendix A. For information on geographic areas followed by Δ, see appendix F]

SIC code	Geographic area and kind of business or operation	All establishments				Establishments with payroll				
		Number	Receipts (\$1,000)	Unincorporated businesses or operations		Number	Receipts (\$1,000)	Annual payroll (\$1,000)	First quarter payroll (\$1,000)	Paid employees for pay period including March 12 (number)
				Individual proprietorships (number)	Partnerships (number)					
<b>CAMDEN COUNTY—Con.</b>										
75	Automotive repair, services, and garages.....	††	††	††	††	248	74 749	17 991	4 160	1 240
751	Automotive rental and leasing, without drivers .....	††	††	††	††	28	28 515	5 099	1 237	284
752	Automobile parking .....	††	††	††	††	6	406	152	35	23
7523	Parking lots .....	**	(D)	(D)	(D)	5	(D)	(D)	(D)	(D)
7525	Parking structures .....	**	(D)	(D)	(D)	1	(D)	(D)	(D)	(D)
753	Automotive repair shops.....	††	††	††	††	191	42 791	11 752	2 662	810
7538	General automotive repair shops .....	††	††	††	††	78	13 878	3 229	749	245
7538 pt.	General automotive repair shops, except diesel .....	**	**	**	**	73	9 150	2 156	507	184
7538 pt.	Diesel repair shops .....	**	**	**	**	5	4 728	1 073	242	61
7531	Top and body repair shops .....	††	††	††	††	64	16 780	4 942	1 100	349
7534, 5, 9	Other automotive repair shops .....	††	††	††	††	49	12 133	3 581	813	216
7534	Tire retreading and repair shops .....	**	(D)	(D)	(D)	1	(D)	(D)	(D)	(D)
7535	Paint shops .....	**	**	**	**	6	1 285	457	93	28
7539 pt.	Auto electrical and fuel system services .....	**	(D)	(D)	(D)	4	(D)	(D)	(D)	(D)
7539 pt.	Radiator repair .....	**	**	**	**	3	683	180	53	17
7539 pt.	Glass replacement and repair .....	**	**	**	**	7	3 040	907	216	45
7539 pt.	Brake, front end, and wheel alignment .....	**	(D)	(D)	(D)	2	(D)	(D)	(D)	(D)
7539 pt.	Exhaust system services (muffler shops) .....	**	**	**	**	7	1 657	360	78	24
7539 pt.	Transmission repair shops .....	**	**	**	**	17	2 184	740	181	51
7539 pt.	Other automotive repair shops, n.e.c. ....	**	(D)	(D)	(D)	2	(D)	(D)	(D)	(D)
754	Automotive services, except repair .....	††	††	††	††	23	3 037	988	226	123
7542	Car washes .....	**	**	**	**	14	1 555	589	137	95
7549	Other automotive services .....	**	**	**	**	9	1 482	399	89	28
76	Miscellaneous repair services .....	††	††	††	††	109	25 186	7 297	1 752	516
762	Electrical and electronic repair shops .....	††	††	††	††	37	13 806	3 838	933	250
7622	Radio and TV repair shops .....	††	††	††	††	17	(D)	(D)	(D)	(D)
7623, 9	Other electrical and electronic repair shops .....	††	††	††	††	20	(D)	(D)	(D)	(D)
7623	Refrigeration and air-conditioning repair shops .....	††	††	††	††	9	(D)	(D)	(D)	(D)
7629	Electrical and electronic repair shops, n.e.c. ....	**	**	**	**	11	(D)	(D)	(D)	(D)
764	Reupholstery and furniture repair .....	††	††	††	††	10	758	315	68	37
763, 9	Other repair shops and related services.....	††	††	††	††	62	10 622	3 144	751	229
763	Watch, clock, and jewelry repair.....	**	**	**	**	4	355	105	22	7
769	Miscellaneous repair and related services .....	**	**	**	**	58	10 267	3 039	729	222
7692	Welding repair .....	**	**	**	**	7	947	309	85	25
7694	Armature rewinding shops .....	**	**	**	**	7	1 088	326	60	21
7699	Repair shops and related services, n.e.c. ....	**	**	**	**	44	8 232	2 404	584	176
78, 79	Amusement and recreation services, including motion pictures...	††	††	††	††	103	30 125	7 335	1 722	1 067
781, 2	Motion picture production, distribution, and services .....	††	††	††	††	5	(D)	(D)	(D)	(D)
783	Motion picture theaters.....	††	††	††	††	18	7 364	1 192	249	209
7832	Motion picture theaters, except drive-in .....	††	††	††	††	15	(D)	(D)	(D)	(D)
7833	Drive-in motion picture theaters .....	**	**	**	**	3	(D)	(D)	(D)	(D)
792	Producers, orchestras, and entertainers .....	††	††	††	††	10	(D)	(D)	(D)	(D)
7922	Theatrical producers (except motion picture) and miscellaneous theatrical services .....	**	**	**	**	7	(D)	(D)	(D)	(D)
7929	Bands, orchestras, actors, and other entertainers and entertainment groups .....	**	**	**	**	3	(D)	(D)	(D)	(D)
793	Bowling alleys and billiards and pool establishments .....	††	††	††	††	10	4 111	1 326	427	206
7932	Billiard and pool establishments .....	††	††	††	††	1	(D)	(D)	(D)	(D)
7933	Bowling alleys.....	††	††	††	††	9	(D)	(D)	(D)	(D)
79 ex. 792, 3	Commercial sports and other amusement and recreation services .....	††	††	††	††	60	13 934	3 840	792	572
794	Commercial sports.....	††	††	††	††	4	990	142	13	6
7941	Professional sports clubs, managers, promoters .....	††	††	††	††	-	-	-	-	-
7948	Racing, including track operation .....	††	††	††	††	4	990	142	13	6
79 ex. 792, 3, 4	Other amusement and recreation services .....	††	††	††	††	56	12 944	3 698	779	566
791	Dance halls, studios, and schools .....	**	**	**	**	8	782	247	58	38
7992	Public golf courses .....	**	**	**	**	1	(D)	(D)	(D)	(D)
7993	Coin-operated amusement device operators .....	**	**	**	**	11	3 204	779	147	50
7996	Amusement parks .....	**	**	**	**	2	(D)	(D)	(D)	(D)
7997	Membership sports and recreation clubs .....	**	**	**	**	14	2 742	728	159	82
7999	Amusement and recreation services, n.e.c. ....	**	**	**	**	20	4 011	1 313	339	335
7999 pt.	Concession operators of amusement devices, rides .....	**	**	**	**	3	(D)	(D)	(D)	(D)
7999 pt.	Carnivals, circuses, and fairs.....	**	**	**	**	-	(D)	(D)	(D)	(D)
7999 pt.	Other commercial recreation and amusements.....	**	**	**	**	17	(D)	(D)	(D)	(D)



**Table 6. Summary Statistics for Firms Subject to Federal Income Tax for Counties With 300 Establishments or More: 1982—Con.**

[For meaning of abbreviations and symbols, see introductory text. For explanation of terms and comparability of 1977 and 1982 censuses, see appendix A. For information on geographic areas followed by Δ, see appendix F]

SIC code	Geographic area and kind of business or operation	All establishments				Establishments with payroll				
		Number	Receipts (\$1,000)	Unincorporated businesses or operations		Number	Receipts (\$1,000)	Annual payroll (\$1,000)	First quarter payroll (\$1,000)	Paid employees for pay period including March 12 (number)
				Individual proprietorships (number)	Partnerships (number)					
<b>CAMDEN COUNTY—Con.</b>										
80, ex. 806	Health services, except hospitals .....	††	††	††	††	807	193 468	90 718	22 567	4 747
801	Offices of physicians .....	††	††	††	††	358	91 537	48 410	12 551	1 536
802	Offices of dentists .....	††	††	††	††	189	33 539	12 619	2 913	891
803	Offices of osteopathic physicians .....	††	††	††	††	109	22 601	11 979	3 138	512
8041	Offices of chiropractors .....	††	††	††	††	23	2 210	496	97	55
8042	Offices of optometrists .....	††	††	††	††	26	2 126	376	93	58
805	Nursing and personal care facilities .....	††	††	††	††	10	17 503	6 762	1 555	873
8049, 807, 8, 9	Other health services .....	††	††	††	††	92	23 952	10 076	2 220	822
807	Medical and dental laboratories .....	††	††	††	††	25	8 722	3 884	898	270
8071	Medical laboratories .....	††	††	††	††	9	3 659	1 519	344	102
8072	Dental laboratories .....	††	††	††	††	16	5 063	2 365	554	168
8049, 808, 9	Other health services, n.e.c. ....	††	††	††	††	67	15 230	6 192	1 322	552
81	Legal services .....	††	††	††	††	305	83 811	39 847	8 627	1 749
823, 4, 9	Selected educational services .....	††	††	††	††	28	5 421	1 363	275	132
823	Libraries and information centers .....	..	..	..	..	-	-	-	-	-
824	Correspondence schools and vocational schools .....	..	..	..	..	13	3 559	847	157	76
829	Schools and educational services, n.e.c. ....	..	..	..	..	15	1 862	516	118	56
891	Engineering, architectural, and surveying services .....	††	††	††	††	93	88 845	45 535	11 890	2 087
891 pt.	Architectural services .....	..	..	..	..	23	7 979	2 947	749	140
891 pt.	Engineering services .....	..	..	..	..	59	79 607	42 006	11 021	1 907
891 pt.	Surveying services .....	..	..	..	..	11	1 259	582	120	40
893	Accounting, auditing, and bookkeeping services .....	††	††	††	††	101	22 474	9 518	2 269	549
83, 892, 9	Social and other services .....	††	††	††	††	47	6 744	2 811	623	447
83	Social services .....	..	..	..	..	44	(D)	(D)	(D)	(D)
835	Child day care services .....	..	..	..	..	34	3 101	1 385	336	300
832, 3, 6, 9	Other social services .....	..	..	..	..	10	(D)	(D)	(D)	(D)
892, 9	Other services .....	..	..	..	..	3	(D)	(D)	(D)	(D)
<b>CAPE MAY COUNTY</b>										
	Total .....	††	††	††	††	934	161 948	44 937	6 821	2 836
70	Hotels, motels, and other lodging places .....	††	††	††	††	413	81 242	18 138	1 886	1 120
7011	Hotels, motor hotels, and motels .....	††	††	††	††	376	73 549	16 615	1 764	1 073
7011 pt.	Hotels .....	††	††	††	††	71	21 151	5 312	782	502
7011 pt.	Motels, motor hotels, and tourist courts .....	††	††	††	††	305	52 398	11 303	982	571
702, 3, 4	Other lodging places .....	††	††	††	††	37	7 693	1 523	122	47
72	Personal services .....	††	††	††	††	92	10 672	3 740	725	367
721	Laundry, cleaning, and garment services .....	††	††	††	††	24	6 650	2 522	482	209
7215	Coin-operated laundries and dry cleaning .....	††	††	††	††	10	(D)	(D)	(D)	(D)
721 ex. 7215	Other laundry, cleaning, and garment services .....	††	††	††	††	14	(D)	(D)	(D)	(D)
7211	Power laundries, family and commercial* .....	..	..	..	..	-	-	-	-	-
7216	Dry-cleaning plants, except rug cleaning* .....	..	..	..	..	4	641	328	77	45
Other 721	Laundry and cleaning services, n.e.c.* .....	..	..	..	..	10	(D)	(D)	(D)	(D)
722	Photographic studios, portrait .....	††	††	††	††	2	(D)	(D)	(D)	(D)
723, 4	Beauty and barber shops .....	††	††	††	††	54	2 235	719	114	107
723	Beauty shops .....	††	††	††	††	50	2 116	658	104	102
724	Barber shops .....	††	††	††	††	4	119	61	10	5
725	Shoe repair, shoe shine, and hat-cleaning shops .....	††	††	††	††	-	-	-	-	-
726	Funeral service and crematories .....	††	††	††	††	8	1 604	448	113	33
729	Miscellaneous personal services .....	††	††	††	††	4	(D)	(D)	(D)	(D)
73	Business services .....	††	††	††	††	57	6 550	2 601	422	151
731	Advertising .....	††	††	††	††	5	1 082	489	85	16
734	Services to dwellings and other buildings .....	††	††	††	††	16	1 025	433	69	38
737	Computer and data processing services .....	††	††	††	††	2	(D)	(D)	(D)	(D)
7392	Management, consulting, and public relations services .....	††	††	††	††	15	2 366	1 095	169	59
7394	Equipment rental and leasing services .....	††	††	††	††	6	310	98	18	8
Other 73	Other business services .....	††	††	††	††	13	(D)	(D)	(D)	(D)
75	Automotive repair, services, and garages .....	††	††	††	††	38	3 933	909	184	81
751	Automotive rental and leasing, without drivers .....	††	††	††	††	1	(D)	(D)	(D)	(D)
752	Automobile parking .....	††	††	††	††	13	(D)	(D)	(D)	(D)
753	Automotive repair shops .....	††	††	††	††	21	2 938	719	151	56
7538	General automotive repair shops .....	††	††	††	††	13	2 157	540	114	41
7531	Top and body repair shops .....	††	††	††	††	5	(D)	(D)	(D)	(D)
7534, 5, 9	Other automotive repair shops .....	††	††	††	††	3	(D)	(D)	(D)	(D)
754	Automotive services, except repair .....	††	††	††	††	3	(D)	(D)	(D)	(D)

**Table 6. Summary Statistics for Firms Subject to Federal Income Tax for Counties With 300 Establishments or More: 1982—Con.**

[For meaning of abbreviations and symbols, see introductory text. For explanation of terms and comparability of 1977 and 1982 censuses, see appendix A. For information on geographic areas followed by Δ, see appendix F]

SIC code	Geographic area and kind of business or operation	All establishments				Establishments with payroll				
		Number	Receipts (\$1,000)	Unincorporated businesses or operations		Number	Receipts (\$1,000)	Annual payroll (\$1,000)	First quarter payroll (\$1,000)	Paid employees for pay period including March 12 (number)
				Individual proprietorships (number)	Partnerships (number)					
<b>CAPE MAY COUNTY—Con.</b>										
76	Miscellaneous repair services .....	††	††	††	††	24	4 804	1 092	203	64
762	Electrical and electronic repair shops .....	††	††	††	††	11	2 936	665	146	35
7622	Radio and TV repair shops .....	††	††	††	††	6	2 436	574	136	29
7623, 9	Other electrical and electronic repair shops .....	††	††	††	††	5	500	91	10	6
764	Reupholstery and furniture repair .....	††	††	††	††	2	(D)	(D)	(D)	(D)
763, 9	Other repair shops and related services .....	††	††	††	††	11	(D)	(D)	(D)	(D)
78, 79	Amusement and recreation services, including motion pictures .....	††	††	††	††	109	21 505	5 219	434	226
781, 2	Motion picture production, distribution, and services .....	††	††	††	††	-	-	-	-	-
783	Motion picture theaters .....	††	††	††	††	12	(D)	(D)	(D)	(D)
792	Producers, orchestras, and entertainers .....	††	††	††	††	2	(D)	(D)	(D)	(D)
793	Bowling alleys and billiards and pool establishments .....	††	††	††	††	1	(D)	(D)	(D)	(D)
79 ex. 792, 3	Commercial sports and other amusement and recreation services .....	††	††	††	††	94	19 015	4 665	296	181
80, ex. 806	Health services, except hospitals .....	††	††	††	††	105	15 696	6 185	1 397	393
801	Offices of physicians .....	††	††	††	††	50	8 333	3 660	784	173
802	Offices of dentists .....	††	††	††	††	28	3 725	1 218	291	96
803	Offices of osteopathic physicians .....	††	††	††	††	9	1 271	477	135	39
8041	Offices of chiropractors .....	††	††	††	††	4	(D)	(D)	(D)	(D)
8042	Offices of optometrists .....	††	††	††	††	6	(D)	(D)	(D)	(D)
805	Nursing and personal care facilities .....	††	††	††	††	1	(D)	(D)	(D)	(D)
8049, 807, 8, 9	Other health services .....	††	††	††	††	7	(D)	(D)	(D)	(D)
81	Legal services .....	††	††	††	††	48	8 648	3 207	705	211
823, 4, 9	Selected educational services .....	††	††	††	††	1	(D)	(D)	(D)	(D)
891	Engineering, architectural, and surveying services .....	††	††	††	††	16	(D)	(D)	(D)	(D)
893	Accounting, auditing, and bookkeeping services .....	††	††	††	††	16	3 183	1 478	315	87
83, 892, 9	Social and other services .....	††	††	††	††	15	613	257	56	31
83	Social services .....	††	††	††	††	12	(D)	(D)	(D)	(D)
892, 9	Other services .....	††	††	††	††	3	(D)	(D)	(D)	(D)
<b>CUMBERLAND COUNTY (Coextensive with Vineland-Millville-Bridgeton, N.J., SMSA; see table 4a.)</b>										
<b>ESSEX COUNTY</b>										
	<b>Total .....</b>	††	††	††	††	5 328	2 210 204	898 942	215 816	55 946
70	Hotels, motels, and other lodging places .....	††	††	††	††	43	38 612	10 273	2 445	1 200
7011	Hotels, motor hotels, and motels .....	††	††	††	††	26	36 671	10 007	2 392	1 164
7011 pt.	Hotels .....	††	††	††	††	8	13 494	4 525	1 094	440
7011 pt.	Hotels, 25 guestrooms or more .....	††	††	††	††	8	13 494	4 525	1 094	440
7011 pt.	Hotels, less than 25 guestrooms .....	††	††	††	††	-	-	-	-	-
7011 pt.	Motels, motor hotels, and tourist courts .....	††	††	††	††	18	23 177	5 482	1 298	724
7011 pt.	Motels, tourist courts .....	††	††	††	††	13	13 362	2 957	742	380
7011 pt.	Motor hotels .....	††	††	††	††	5	9 815	2 525	556	344
702, 3, 4	Other lodging places .....	††	††	††	††	17	1 941	266	53	36
703	Trailer parks and camps .....	††	††	††	††	4	1 115	109	14	5
702, 4	Rooming, boarding, and membership lodging .....	††	††	††	††	13	826	157	39	31
72	Personal services .....	††	††	††	††	711	131 879	43 002	9 890	4 793
721	Laundry, cleaning, and garment services .....	††	††	††	††	227	72 815	22 312	5 212	2 089
7215	Coin-operated laundries and dry cleaning .....	††	††	††	††	44	14 798	2 512	557	216
721 ex. 7215	Other laundry, cleaning, and garment services .....	††	††	††	††	183	58 017	19 800	4 655	1 873
7211	Power laundries, family and commercial* .....	††	††	††	††	8	(D)	(D)	(D)	(D)
7216	Dry-cleaning plants, except rug cleaning* .....	††	††	††	††	129	14 971	5 354	1 224	653
Other 721	Laundry and cleaning services, n.e.c.* .....	††	††	††	††	46	(D)	(D)	(D)	(D)
7212	Garment pressing and agents for laundries and dry cleaners .....	††	††	††	††	16	926	215	48	37
7213	Linen supply* .....	††	††	††	††	8	19 841	6 982	1 650	599
7217	Carpet and upholstery cleaning .....	††	††	††	††	8	3 394	960	220	80
7218	Industrial laundries* .....	††	††	††	††	7	(D)	(D)	(D)	(D)
7214, 9	Other laundry, garment services, including diaper* .....	††	††	††	††	7	1 544	440	99	36
722	Photographic studios, portrait .....	††	††	††	††	27	5 343	2 121	506	162
723, 4	Beauty and barber shops .....	††	††	††	††	339	22 531	9 910	2 223	1 307
723	Beauty shops .....	††	††	††	††	292	20 393	9 038	2 011	1 187
724	Barber shops .....	††	††	††	††	47	2 138	872	212	120
725	Shoe repair, shoe shine, and hat-cleaning shops .....	††	††	††	††	9	590	180	40	21
726	Funeral service and crematories .....	††	††	††	††	60	16 848	3 747	809	348
729	Miscellaneous personal services .....	††	††	††	††	49	13 752	4 732	1 100	866

**Table 6. Summary Statistics for Firms Subject to Federal Income Tax for Counties With 300 Establishments or More: 1982—Con.**

[For meaning of abbreviations and symbols, see introductory text. For explanation of terms and comparability of 1977 and 1982 censuses, see appendix A. For information on geographic areas followed by Δ, see appendix F]

SIC code	Geographic area and kind of business or operation	All establishments				Establishments with payroll				
		Number	Receipts (\$1,000)	Unincorporated businesses or operations		Number	Receipts (\$1,000)	Annual payroll (\$1,000)	First quarter payroll (\$1,000)	Paid employees for pay period including March 12 (number)
				Individual proprietorships (number)	Partnerships (number)					
<b>ESSEX COUNTY—Con.</b>										
73	<b>Business services</b> -----	††	††	††	††	1 003	601 189	268 887	65 043	22 262
731	Advertising -----	††	††	††	††	80	42 293	14 984	3 625	706
7311	Advertising agencies -----	**	**	**	**	62	(D)	(D)	(D)	(D)
7312	Outdoor advertising services -----	**	**	**	**	3	(D)	(D)	(D)	(D)
7313	Radio, TV, publishers' advertising representatives -----	**	**	**	**	8	(D)	(D)	(D)	(D)
7319	Advertising, n.e.c. -----	**	**	**	**	7	(D)	(D)	(D)	(D)
734	Services to dwellings and other buildings -----	††	††	††	††	127	81 252	50 310	11 844	7 102
7341	Window cleaning -----	**	**	**	**	11	(D)	(D)	(D)	(D)
7342	Disinfecting and exterminating services -----	**	**	**	**	18	6 602	3 126	698	193
7349	Cleaning and maintenance services, n.e.c. -----	**	**	**	**	98	(D)	(D)	(D)	(D)
737	Computer and data processing services -----	††	††	††	††	93	90 558	33 970	8 282	1 548
7372	Computer programming and other software services -----	**	**	**	**	35	13 509	5 780	1 489	225
7374	Data processing services -----	**	**	**	**	35	53 081	19 683	4 749	1 001
7379	Computer related services, n.e.c. -----	**	**	**	**	23	23 968	8 507	2 044	322
7392	Management, consulting, and public relations services -----	††	††	††	††	223	83 245	36 349	7 841	1 477
7394	Equipment rental and leasing services -----	††	††	††	††	45	43 768	10 449	2 530	513
Other 73	<b>Other business services</b> -----	††	††	††	††	435	260 073	122 825	30 921	10 916
732	Credit reporting, collection agencies -----	**	**	**	**	18	11 550	3 527	843	232
7331	Direct mail advertising services -----	**	**	**	**	3	(D)	(D)	(D)	(D)
7332	Blueprinting and photocopying services -----	**	**	**	**	5	(D)	(D)	(D)	(D)
7333	Commercial photography, art, and graphics -----	**	**	**	**	62	16 910	5 708	1 378	285
7339	Stenographic services; and reproduction services, n.e.c. -----	**	**	**	**	24	10 817	3 247	765	236
736	Personnel supply services -----	**	**	**	**	82	47 097	30 500	7 364	2 716
7361	Employment agencies -----	**	**	**	**	48	(D)	(D)	(D)	(D)
7362	Help supply services -----	**	**	**	**	32	35 189	24 459	5 964	2 411
7369	Facilities management services -----	**	**	**	**	2	(D)	(D)	(D)	(D)
7391	Research and development laboratories -----	**	**	**	**	15	4 853	2 593	630	135
7397	Testing laboratories and facilities -----	**	**	**	**	18	9 889	4 878	1 114	247
7393	Detective agencies and protective services -----	**	**	**	**	41	52 980	30 483	7 635	3 542
7395	Photofinishing laboratories -----	**	**	**	**	12	11 579	3 193	751	254
7399 pt.	Sign painting shops -----	**	**	**	**	5	686	270	63	19
7399 pt.	Interior designing -----	**	**	**	**	25	2 887	613	136	54
7399 pt.	Telephone answering services -----	**	**	**	**	16	3 910	2 044	494	256
735, 7396, 7399 pt.	Other business services, n.e.c. -----	**	**	**	**	109	84 049	34 790	9 552	2 885
75	<b>Automotive repair, services, and garages</b> -----	††	††	††	††	462	179 872	38 769	8 925	3 016
751	Automotive rental and leasing, without drivers -----	††	††	††	††	45	73 797	9 760	2 320	612
752	Automobile parking -----	††	††	††	††	48	24 130	4 190	991	415
7523	Parking lots -----	**	**	**	**	38	(D)	(D)	(D)	(D)
7525	Parking structures -----	**	**	**	**	10	(D)	(D)	(D)	(D)
753	Automotive repair shops -----	††	††	††	††	327	75 996	22 936	5 147	1 731
7538	General automotive repair shops -----	††	††	††	††	131	20 810	5 869	1 352	433
7538 pt.	General automotive repair shops, except diesel -----	**	**	**	**	125	18 749	5 157	1 197	401
7538 pt.	Diesel repair shops -----	**	**	**	**	6	2 061	712	155	32
7531	Top and body repair shops -----	††	††	††	††	116	32 986	11 332	2 495	861
7534, 5, 9	Other automotive repair shops -----	††	††	††	††	80	22 200	5 735	1 300	437
7534	Tire retreading and repair shops -----	**	**	**	**	3	(D)	(D)	(D)	(D)
7535	Paint shops -----	**	**	**	**	9	3 057	1 039	192	72
7539 pt.	Auto electrical and fuel system services -----	**	**	**	**	9	1 378	523	111	38
7539 pt.	Radiator repair -----	**	**	**	**	7	1 109	245	81	32
7539 pt.	Glass replacement and repair -----	**	**	**	**	5	1 756	367	73	25
7539 pt.	Brake, front end, and wheel alignment -----	**	**	**	**	13	(D)	(D)	(D)	(D)
7539 pt.	Exhaust system services (muffler shops) -----	**	**	**	**	11	(D)	(D)	(D)	(D)
7539 pt.	Transmission repair shops -----	**	**	**	**	20	2 531	815	195	71
7539 pt.	Other automotive repair shops, n.e.c. -----	**	**	**	**	3	(D)	(D)	(D)	(D)
754	Automotive services, except repair -----	††	††	††	††	42	5 949	1 883	467	258
7542	Car washes -----	**	**	**	**	24	2 903	968	249	180
7549	Other automotive services -----	**	**	**	**	18	3 046	915	218	78
76	<b>Miscellaneous repair services</b> -----	††	††	††	††	197	74 592	26 481	6 161	1 519
762	Electrical and electronic repair shops -----	††	††	††	††	65	23 844	9 700	2 306	547
7622	Radio and TV repair shops -----	††	††	††	††	29	7 118	2 524	649	204
7623, 9	Other electrical and electronic repair shops -----	††	††	††	††	36	16 726	7 176	1 657	343
7623	Refrigeration and air-conditioning repair shops -----	**	**	**	**	16	5 747	1 858	417	98
7629	Electrical and electronic repair shops, n.e.c. -----	**	**	**	**	20	10 979	5 318	1 240	245
764	Reupholstery and furniture repair -----	††	††	††	††	15	1 737	586	137	55
763, 9	Other repair shops and related services -----	††	††	††	††	117	49 011	16 195	3 718	917
763	Watch, clock, and jewelry repair -----	**	**	**	**	7	1 140	355	79	24
769	Miscellaneous repair and related services -----	**	**	**	**	110	47 871	15 840	3 639	893
7692	Welding repair -----	**	**	**	**	9	708	338	76	21
7694	Armature rewinding shops -----	**	**	**	**	8	3 275	1 100	257	51
7699	Repair shops and related services, n.e.c. -----	**	**	**	**	93	43 888	14 402	3 306	821

**Table 6. Summary Statistics for Firms Subject to Federal Income Tax for Counties With 300 Establishments or More: 1982—Con.**

[For meaning of abbreviations and symbols, see introductory text. For explanation of terms and comparability of 1977 and 1982 censuses, see appendix A. For information on geographic areas followed by Δ, see appendix F]

SIC code	Geographic area and kind of business or operation	All establishments				Establishments with payroll				
		Number	Receipts (\$1,000)	Unincorporated businesses or operations		Number	Receipts (\$1,000)	Annual payroll (\$1,000)	First quarter payroll (\$1,000)	Paid employees for pay period including March 12 (number)
				Individual proprietorships (number)	Partnerships (number)					
<b>ESSEX COUNTY—Con.</b>										
78, 79	Amusement and recreation services, including motion pictures...	††	††	††	††	151	47 580	12 508	2 627	1 435
781, 2	Motion picture production, distribution, and services .....	††	††	††	††	8	2 452	640	134	30
783	Motion picture theaters .....	††	††	††	††	27	11 277	2 364	535	358
7832	Motion picture theaters, except drive-in .....	††	††	††	††	26	(D)	(D)	(D)	(D)
7833	Drive-in motion picture theaters .....	**	**	**	**	1	(D)	(D)	(D)	(D)
792	Producers, orchestras, and entertainers .....	††	††	††	††	32	14 647	3 883	756	449
7922	Theatrical producers (except motion picture) and miscellaneous theatrical services .....	**	**	**	**	7	766	163	32	6
7929	Bands, orchestras, actors, and other entertainers and entertainment groups .....	**	**	**	**	25	13 881	3 720	724	443
793	Bowling alleys and billiards and pool establishments .....	††	††	††	††	11	2 859	936	250	110
7932	Billiard and pool establishments .....	††	††	††	††	1	(D)	(D)	(D)	(D)
7933	Bowling alleys .....	††	††	††	††	10	(D)	(D)	(D)	(D)
79 ex. 792, 3	Commercial sports and other amusement and recreation services .....	††	††	††	††	73	16 345	4 685	952	488
794	Commercial sports .....	††	††	††	††	4	529	122	33	11
7941	Professional sports clubs, managers, promoters .....	††	††	††	††	-	-	-	-	-
7948	Racing, including track operation .....	††	††	††	††	4	529	122	33	11
79 ex. 792, 3, 4	Other amusement and recreation services .....	††	††	††	††	69	15 816	4 563	919	477
791	Dance halls, studios, and schools .....	**	**	**	**	12	982	439	97	62
7992	Public golf courses .....	**	**	**	**	2	(D)	(D)	(D)	(D)
7993	Coin-operated amusement device operators .....	**	**	**	**	11	(D)	(D)	(D)	(D)
7996	Amusement parks .....	**	**	**	**	-	-	-	-	-
7997	Membership sports and recreation clubs .....	**	**	**	**	16	6 763	2 433	486	235
7999	Amusement and recreation services, n.e.c. ....	**	**	**	**	28	5 732	1 164	226	140
7999 pt.	Concession operators of amusement devices, rides .....	**	**	**	**	1	(D)	(D)	(D)	(D)
7999 pt.	Carnivals, circuses, and fairs .....	**	**	**	**	-	-	-	-	-
7999 pt.	Other commercial recreation and amusements .....	**	**	**	**	27	(D)	(D)	(D)	(D)
80, ex. 806	Health services, except hospitals .....	††	††	††	††	1 582	369 974	163 261	39 710	7 938
801	Offices of physicians .....	††	††	††	††	924	218 756	106 164	26 561	3 259
802	Offices of dentists .....	††	††	††	††	403	63 715	21 162	4 794	1 504
803	Offices of osteopathic physicians .....	††	††	††	††	10	1 519	652	155	43
8041	Offices of chiropractors .....	††	††	††	††	30	2 316	591	128	59
8042	Offices of optometrists .....	††	††	††	††	35	5 208	1 679	327	118
805	Nursing and personal care facilities .....	††	††	††	††	17	32 796	15 745	3 694	1 559
8049, 807, 8, 9	Other health services .....	††	††	††	††	163	45 664	17 268	4 051	1 396
807	Medical and dental laboratories .....	††	††	††	††	57	19 860	7 010	1 788	402
8071	Medical laboratories .....	††	††	††	††	21	9 355	2 611	617	143
8072	Dental laboratories .....	††	††	††	††	36	10 505	4 399	1 171	259
8049, 808, 9	Other health services, n.e.c. ....	††	††	††	††	106	25 804	10 258	2 263	994
81	Legal services .....	††	††	††	††	683	291 194	126 115	29 917	4 812
823, 4, 9	Selected educational services .....	††	††	††	††	37	9 629	3 522	720	375
823	Libraries and information centers .....	**	**	**	**	-	-	-	-	-
824	Correspondence schools and vocational schools .....	**	**	**	**	14	7 730	2 860	572	287
829	Schools and educational services, n.e.c. ....	**	**	**	**	23	1 899	662	148	88
891	Engineering, architectural, and surveying services .....	††	††	††	††	168	302 864	141 128	34 727	5 300
891 pt.	Architectural services .....	**	**	**	**	46	23 221	8 894	2 069	427
891 pt.	Engineering services .....	**	**	**	**	107	277 788	131 482	32 489	4 820
891 pt.	Surveying services .....	**	**	**	**	15	1 855	752	169	53
893	Accounting, auditing, and bookkeeping services .....	††	††	††	††	199	146 844	57 847	13 883	2 565
83, 892, 9	Social and other services .....	††	††	††	††	92	15 975	7 149	1 768	731
83	Social services .....	**	**	**	**	72	10 730	4 612	1 141	637
835	Child day care services .....	**	**	**	**	41	3 922	1 860	476	341
832, 3, 6, 9	Other social services .....	**	**	**	**	31	6 808	2 752	665	296
892, 9	Other services .....	**	**	**	**	20	5 245	2 537	627	94

**Table 6. Summary Statistics for Firms Subject to Federal Income Tax for Counties With 300 Establishments or More: 1982—Con.**

[For meaning of abbreviations and symbols, see introductory text. For explanation of terms and comparability of 1977 and 1982 censuses, see appendix A. For information on geographic areas followed by Δ, see appendix F]

SIC code	Geographic area and kind of business or operation	All establishments				Establishments with payroll				
		Number	Receipts (\$1,000)	Unincorporated businesses or operations		Number	Receipts (\$1,000)	Annual payroll (\$1,000)	First quarter payroll (\$1,000)	Paid employees for pay period including March 12 (number)
				Individual proprietorships (number)	Partnerships (number)					
<b>GLOUCESTER COUNTY</b>										
	<b>Total</b> .....	††	††	††	††	804	168 389	65 331	14 766	5 038
70	<b>Hotels, motels, and other lodging places</b> .....	††	††	††	††	19	5 268	1 250	356	198
7011	Hotels, motor hotels, and motels .....	††	††	††	††	13	3 969	936	293	157
7011 pt.	Hotels .....	††	††	††	††	2	(D)	(D)	(D)	(D)
7011 pt.	Motels, motor hotels, and tourist courts .....	††	††	††	††	11	(D)	(D)	(D)	(D)
702, 3, 4	Other lodging places .....	††	††	††	††	6	1 299	314	63	41
72	<b>Personal services</b> .....	††	††	††	††	122	11 200	3 584	861	505
721	Laundry, cleaning, and garment services .....	††	††	††	††	25	2 886	837	170	105
7215	Coin-operated laundries and dry cleaning .....	††	††	††	††	6	236	33	7	10
721 ex.	Other laundry, cleaning, and garment services .....	††	††	††	††	19	2 650	804	163	95
7215	Power laundries, family and commercial* .....	**	**	**	**	-	-	-	-	-
7211	Dry-cleaning plants, except rug cleaning* .....	**	**	**	**	13	923	215	50	41
7216	Laundry and cleaning services, n.e.c.* .....	**	**	**	**	6	1 727	589	113	54
Other 721										
722	Photographic studios, portrait .....	††	††	††	††	7	801	162	38	43
723, 4	<b>Beauty and barber shops</b> .....	††	††	††	††	69	4 195	1 654	382	262
723	Beauty shops .....	††	††	††	††	63	4 032	1 586	364	252
724	Barber shops .....	††	††	††	††	6	163	68	18	10
725	Shoe repair, shoe shine, and hat-cleaning shops .....	††	††	††	††	-	-	-	-	-
726	Funeral service and crematories .....	††	††	††	††	6	1 349	307	90	19
729	Miscellaneous personal services .....	††	††	††	††	15	1 969	624	181	76
73	<b>Business services</b> .....	††	††	††	††	120	35 532	14 384	2 938	1 332
731	Advertising .....	††	††	††	††	4	(D)	(D)	(D)	(D)
734	Services to dwellings and other buildings .....	††	††	††	††	35	11 626	5 388	961	510
737	Computer and data processing services .....	††	††	††	††	12	1 722	761	192	70
7392	Management, consulting, and public relations services .....	††	††	††	††	19	4 835	2 107	417	106
7394	Equipment rental and leasing services .....	††	††	††	††	12	3 306	810	179	56
Other 73	Other business services .....	††	††	††	††	38	(D)	(D)	(D)	(D)
75	<b>Automotive repair, services, and garages</b> .....	††	††	††	††	80	13 741	3 578	786	318
751	Automotive rental and leasing, without drivers .....	††	††	††	††	7	1 826	294	59	23
752	Automobile parking .....	††	††	††	††	-	-	-	-	-
753	Automotive repair shops .....	††	††	††	††	63	11 103	3 060	675	259
7538	General automotive repair shops .....	††	††	††	††	24	4 498	1 146	281	88
7531	Top and body repair shops .....	††	††	††	††	19	3 859	1 177	231	105
7534, 5, 9	Other automotive repair shops .....	††	††	††	††	20	2 746	737	163	66
754	Automotive services, except repair .....	††	††	††	††	10	812	224	52	36
76	<b>Miscellaneous repair services</b> .....	††	††	††	††	44	8 639	2 711	771	234
762	Electrical and electronic repair shops .....	††	††	††	††	10	1 060	269	60	26
7622	Radio and TV repair shops .....	††	††	††	††	7	(D)	(D)	(D)	(D)
7623, 9	Other electrical and electronic repair shops .....	††	††	††	††	3	(D)	(D)	(D)	(D)
764	Reupholstery and furniture repair .....	††	††	††	††	5	256	65	13	5
763, 9	Other repair shops and related services .....	††	††	††	††	29	7 323	2 377	698	203
78, 79	<b>Amusement and recreation services, including motion pictures</b> .....	††	††	††	††	49	10 722	2 299	475	322
781, 2	Motion picture production, distribution, and services .....	††	††	††	††	-	(D)	(D)	(D)	(D)
783	Motion picture theaters .....	††	††	††	††	6	3 134	379	93	53
792	Producers, orchestras, and entertainers .....	††	††	††	††	1	(D)	(D)	(D)	(D)
793	Bowling alleys and billiards and pool establishments .....	††	††	††	††	4	(D)	(D)	(D)	(D)
79 ex. 792, 3	Commercial sports and other amusement and recreation services .....	††	††	††	††	38	5 994	1 497	280	196
80, ex. 806	<b>Health services, except hospitals</b> .....	††	††	††	††	205	59 510	27 612	6 282	1 414
801	Offices of physicians .....	††	††	††	††	89	28 059	15 016	3 341	452
802	Offices of dentists .....	††	††	††	††	51	9 345	3 500	757	241
803	Offices of osteopathic physicians .....	††	††	††	††	20	6 396	3 293	867	113
8041	Offices of chiropractors .....	††	††	††	††	5	317	54	12	12
8042	Offices of optometrists .....	††	††	††	††	13	884	216	44	24
805	Nursing and personal care facilities .....	††	††	††	††	3	10 309	3 923	882	477
8049, 807, 8, 9	Other health services .....	††	††	††	††	24	4 200	1 610	379	95
81	<b>Legal services</b> .....	††	††	††	††	86	10 042	3 598	847	245
823, 4, 9	<b>Selected educational services</b> .....	††	††	††	††	4	(D)	(D)	(D)	(D)
891	<b>Engineering, architectural, and surveying services</b> .....	††	††	††	††	24	7 320	3 596	798	195
893	<b>Accounting, auditing, and bookkeeping services</b> .....	††	††	††	††	23	(D)	(D)	(D)	(D)
83, 892, 9	<b>Social and other services</b> .....	††	††	††	††	28	1 553	658	188	135
83	Social services .....	**	**	**	**	26	(D)	(D)	(D)	(D)
892, 9	Other services .....	**	**	**	**	2	(D)	(D)	(D)	(D)
<b>HUDSON COUNTY</b> (Coextensive with Jersey City, N.J., SMSA; see table 4a.)										

**Table 6. Summary Statistics for Firms Subject to Federal Income Tax for Counties With 300 Establishments or More: 1982—Con.**

[For meaning of abbreviations and symbols, see introductory text. For explanation of terms and comparability of 1977 and 1982 censuses, see appendix A. For information on geographic areas followed by Δ, see appendix F]

SIC code	Geographic area and kind of business or operation	All establishments				Establishments with payroll				
		Number	Receipts (\$1,000)	Unincorporated businesses or operations		Number	Receipts (\$1,000)	Annual payroll (\$1,000)	First quarter payroll (\$1,000)	Paid employees for pay period including March 12 (number)
				Individual proprietorships (number)	Partnerships (number)					
<b>HUNTERDON COUNTY</b>										
	<b>Total</b> .....	††	††	††	††	460	89 098	30 761	7 232	2 542
70	<b>Hotels, motels, and other lodging places</b> .....	††	††	††	††	7	(D)	(D)	(D)	(D)
7011	Hotels, motor hotels, and motels.....	††	††	††	††	7	(D)	(D)	(D)	(D)
7011 pt.	Hotels.....	††	††	††	††	1	(D)	(D)	(D)	(D)
7011 pt.	Motels, motor hotels, and tourist courts.....	††	††	††	††	6	(D)	(D)	(D)	(D)
702, 3, 4	Other lodging places.....	††	††	††	††	-	-	-	-	-
72	<b>Personal services</b> .....	††	††	††	††	53	5 410	1 935	450	246
721	Laundry, cleaning, and garment services.....	††	††	††	††	14	2 154	864	198	106
7215	Coin-operated laundries and dry cleaning.....	††	††	††	††	4	221	34	12	9
721 ex.	Other laundry, cleaning, and garment services.....	††	††	††	††	10	1 933	830	186	97
7215	Power laundries, family and commercial*.....	..	..	..	..	-	-	-	-	-
7211	Dry-cleaning plants, except rug cleaning*.....	..	..	..	..	7	1 885	823	184	95
7216	Laundry and cleaning services, n.e.c.*.....	..	..	..	..	3	48	7	2	2
Other 721										
722	Photographic studios, portrait.....	††	††	††	††	-	-	-	-	-
723, 4	Beauty and barber shops.....	††	††	††	††	30	(D)	(D)	(D)	(D)
723	Beauty shops.....	††	††	††	††	27	(D)	(D)	(D)	(D)
724	Barber shops.....	††	††	††	††	3	190	59	12	7
725	Shoe repair, shoe shine, and hat-cleaning shops.....	††	††	††	††	-	-	-	-	-
726	Funeral service and crematories.....	††	††	††	††	6	1 074	206	34	10
729	Miscellaneous personal services.....	††	††	††	††	3	(D)	(D)	(D)	(D)
73	<b>Business services</b> .....	††	††	††	††	83	20 350	7 310	1 726	547
731	Advertising.....	††	††	††	††	4	(D)	(D)	(D)	(D)
734	Services to dwellings and other buildings.....	††	††	††	††	15	2 424	1 309	289	124
737	Computer and data processing services.....	††	††	††	††	10	3 150	1 265	269	54
7392	Management, consulting, and public relations services.....	††	††	††	††	12	(D)	(D)	(D)	(D)
7394	Equipment rental and leasing services.....	††	††	††	††	7	(D)	(D)	(D)	(D)
Other 73	Other business services.....	††	††	††	††	35	(D)	(D)	(D)	(D)
75	<b>Automotive repair, services, and garages</b> .....	††	††	††	††	41	11 977	2 285	528	178
751	Automotive rental and leasing, without drivers.....	††	††	††	††	2	(D)	(D)	(D)	(D)
752	Automobile parking.....	††	††	††	††	-	-	-	-	-
753	Automotive repair shops.....	††	††	††	††	37	11 367	2 139	498	159
7538	General automotive repair shops.....	††	††	††	††	22	7 002	1 060	257	83
7531	Top and body repair shops.....	††	††	††	††	11	1 885	548	128	46
7534, 5, 9	Other automotive repair shops.....	††	††	††	††	4	2 480	531	113	30
754	Automotive services, except repair.....	††	††	††	††	2	(D)	(D)	(D)	(D)
76	<b>Miscellaneous repair services</b> .....	††	††	††	††	21	2 317	546	115	48
762	Electrical and electronic repair shops.....	††	††	††	††	3	(D)	(D)	(D)	(D)
7622	Radio and TV repair shops.....	††	††	††	††	1	(D)	(D)	(D)	(D)
7623, 9	Other electrical and electronic repair shops.....	††	††	††	††	2	(D)	(D)	(D)	(D)
764	Reupholstery and furniture repair.....	††	††	††	††	4	148	36	12	4
763, 9	Other repair shops and related services.....	††	††	††	††	14	(D)	(D)	(D)	(D)
78, 79	<b>Amusement and recreation services, including motion pictures</b> .....	††	††	††	††	35	6 713	2 060	439	279
781, 2	Motion picture production, distribution, and services.....	††	††	††	††	2	(D)	(D)	(D)	(D)
783	Motion picture theaters.....	††	††	††	††	3	(D)	(D)	(D)	(D)
792	Producers, orchestras, and entertainers.....	††	††	††	††	2	(D)	(D)	(D)	(D)
793	Bowling alleys and billiards and pool establishments.....	††	††	††	††	2	(D)	(D)	(D)	(D)
79 ex. 792, 3	Commercial sports and other amusement and recreation services.....	††	††	††	††	26	4 656	1 509	302	199
80, ex. 806	<b>Health services, except hospitals</b> .....	††	††	††	††	107	21 925	9 368	2 135	722
801	Offices of physicians.....	††	††	††	††	44	9 884	4 790	1 137	197
802	Offices of dentists.....	††	††	††	††	37	5 306	1 870	427	155
803	Offices of osteopathic physicians.....	††	††	††	††	-	-	-	-	-
8041	Offices of chiropractors.....	††	††	††	††	7	549	134	25	14
8042	Offices of optometrists.....	††	††	††	††	3	(D)	(D)	(D)	(D)
805	Nursing and personal care facilities.....	††	††	††	††	5	(D)	(D)	(D)	(D)
8049, 807, 8, 9	Other health services.....	††	††	††	††	11	1 430	737	156	56
81	<b>Legal services</b> .....	††	††	††	††	54	7 881	2 273	496	182
823, 4, 9	<b>Selected educational services</b> .....	††	††	††	††	1	(D)	(D)	(D)	(D)
891	<b>Engineering, architectural, and surveying services</b> .....	††	††	††	††	26	(D)	(D)	(D)	(D)
893	<b>Accounting, auditing, and bookkeeping services</b> .....	††	††	††	††	14	2 557	1 163	387	70
83, 892, 9	<b>Social and other services</b> .....	††	††	††	††	18	1 202	349	94	50
83	Social services.....	..	..	..	..	10	710	187	48	38
892, 9	Other services.....	..	..	..	..	8	492	162	46	12
<b>MERCER COUNTY</b> (Coextensive with Trenton, N.J., SMSA; see table 4a.)										

**Table 6. Summary Statistics for Firms Subject to Federal Income Tax for Counties With 300 Establishments or More: 1982—Con.**

[For meaning of abbreviations and symbols, see introductory text. For explanation of terms and comparability of 1977 and 1982 censuses, see appendix A. For information on geographic areas followed by Δ, see appendix F]

SIC code	Geographic area and kind of business or operation	All establishments				Establishments with payroll				
		Number	Receipts (\$1,000)	Unincorporated businesses or operations		Number	Receipts (\$1,000)	Annual payroll (\$1,000)	First quarter payroll (\$1,000)	Paid employees for pay period including March 12 (number)
				Individual proprietorships (number)	Partnerships (number)					
<b>MIDDLESEX COUNTY (Coextensive with Newark, N.J., SMSA; see table 4a.)</b>										
<b>MONMOUTH COUNTY (Coextensive with Long Branch-Asbury Park, N.J., SMSA; see table 4a.)</b>										
<b>MORRIS COUNTY</b>										
	<b>Total.....</b>	††	††	††	††	2 951	897 394	341 529	81 048	24 007
70	<b>Hotels, motels, and other lodging places .....</b>	††	††	††	††	39	50 111	15 121	3 473	1 812
7011	Hotels, motor hotels, and motels .....	††	††	††	††	35	(D)	(D)	(D)	(D)
7011 pt.	Hotels.....	††	††	††	††	15	(D)	(D)	(D)	(D)
7011 pt.	Hotels, 25 guestrooms or more .....	††	††	††	††	12	31 009	10 013	2 339	1 126
7011 pt.	Hotels, less than 25 guestrooms .....	††	††	††	††	3	(D)	(D)	(D)	(D)
7011 pt.	Motels, motor hotels, and tourist courts .....	††	††	††	††	20	17 775	4 686	1 033	619
7011 pt.	Motels, tourist courts.....	††	††	††	††	14	9 305	2 235	520	290
7011 pt.	Motor hotels .....	††	††	††	††	6	8 470	2 451	513	329
702, 3, 4	Other lodging places.....	††	††	††	††	4	(D)	(D)	(D)	(D)
703	Trailer parks and camps .....	††	††	††	††	2	(D)	(D)	(D)	(D)
702, 4	Rooming, boarding, and membership lodging .....	††	††	††	††	2	(D)	(D)	(D)	(D)
72	<b>Personal services .....</b>	††	††	††	††	366	36 446	11 824	2 950	1 581
721	Laundry, cleaning, and garment services .....	††	††	††	††	81	8 673	2 843	683	381
7215	Coin-operated laundries and dry cleaning .....	††	††	††	††	17	1 102	236	50	36
721 ex. 7215	Other laundry, cleaning, and garment services .....	††	††	††	††	64	7 571	2 607	633	345
7211	Power laundries, family and commercial* .....	††	††	††	††	2	(D)	(D)	(D)	(D)
7216	Dry-cleaning plants, except rug cleaning* .....	††	††	††	††	48	6 409	2 289	565	297
Other 721	Laundry and cleaning services, n.e.c.* .....	††	††	††	††	14	(D)	(D)	(D)	(D)
7212	Garment pressing and agents for laundries and dry cleaners .....	††	††	††	††	5	(D)	(D)	(D)	(D)
7213	Linen supply* .....	††	††	††	††	1	(D)	(D)	(D)	(D)
7217	Carpet and upholstery cleaning .....	††	††	††	††	5	(D)	(D)	(D)	(D)
7218	Industrial laundries* .....	††	††	††	††	-	-	-	-	-
7214, 9	Other laundry, garment services, including diaper* .....	††	††	††	††	3	(D)	(D)	(D)	(D)
722	Photographic studios, portrait .....	††	††	††	††	6	1 022	224	57	21
723, 4	Beauty and barber shops.....	††	††	††	††	209	11 552	4 598	1 098	733
723	Beauty shops .....	††	††	††	††	188	10 820	4 365	1 040	697
724	Barber shops .....	††	††	††	††	21	732	233	58	36
725	Shoe repair, shoe shine, and hat-cleaning shops .....	††	††	††	††	5	874	209	49	29
726	Funeral service and crematories .....	††	††	††	††	23	6 073	1 516	465	122
729	Miscellaneous personal services .....	††	††	††	††	42	8 252	2 434	598	295
73	<b>Business services .....</b>	††	††	††	††	698	319 481	125 863	30 054	9 167
731	Advertising .....	††	††	††	††	44	13 485	5 357	1 414	238
7311	Advertising agencies .....	††	††	††	††	37	(D)	(D)	(D)	(D)
7312	Outdoor advertising services .....	††	††	††	††	1	(D)	(D)	(D)	(D)
7313	Radio, TV, publishers' advertising representatives .....	††	††	††	††	4	(D)	(D)	(D)	(D)
7319	Advertising, n.e.c. ....	††	††	††	††	2	(D)	(D)	(D)	(D)
734	Services to dwellings and other buildings .....	††	††	††	††	86	14 444	7 175	1 661	1 428
7341	Window cleaning .....	††	††	††	††	4	(D)	(D)	(D)	(D)
7342	Disinfecting and exterminating services .....	††	††	††	††	10	3 250	1 326	291	51
7349	Cleaning and maintenance services, n.e.c. ....	††	††	††	††	72	(D)	(D)	(D)	(D)
737	Computer and data processing services .....	††	††	††	††	102	62 557	25 262	5 690	1 020
7372	Computer programming and other software services .....	††	††	††	††	59	30 508	12 496	2 585	369
7374	Data processing services .....	††	††	††	††	16	20 596	9 259	2 307	495
7379	Computer related services, n.e.c. ....	††	††	††	††	27	11 453	3 507	798	156
7392	Management, consulting, and public relations services .....	††	††	††	††	143	46 085	20 894	4 911	887
7394	Equipment rental and leasing services .....	††	††	††	††	39	16 037	4 517	849	199
Other 73	Other business services .....	††	††	††	††	284	166 873	62 658	15 529	5 395
732	Credit reporting, collection agencies .....	††	††	††	††	9	12 107	3 168	768	185
7331	Direct mail advertising services .....	††	††	††	††	7	2 634	404	77	41
7332	Blueprinting and photocopying services .....	††	††	††	††	5	122	22	3	2
7333	Commercial photography, art, and graphics .....	††	††	††	††	29	14 269	4 063	909	186
7339	Stenographic services; and reproduction services, n.e.c. ....	††	††	††	††	10	2 780	1 355	344	123
736	Personnel supply services .....	††	††	††	††	87	79 479	32 197	8 145	3 196
7361	Employment agencies .....	††	††	††	††	54	12 967	6 828	1 927	413
7362	Help supply services .....	††	††	††	††	33	66 512	25 369	6 218	2 783
7369	Facilities management services .....	††	††	††	††	-	-	-	-	-
7391	Research and development laboratories .....	††	††	††	††	12	2 795	1 223	254	52
7397	Testing laboratories and facilities .....	††	††	††	††	13	(D)	(D)	(D)	(D)
7393	Detective agencies and protective services .....	††	††	††	††	22	12 204	5 920	1 467	506
7395	Photofinishing laboratories* .....	††	††	††	††	7	1 188	278	62	21

**Table 6. Summary Statistics for Firms Subject to Federal Income Tax for Counties With 300 Establishments or More: 1982—Con.**

[For meaning of abbreviations and symbols, see introductory text. For explanation of terms and comparability of 1977 and 1982 censuses, see appendix A. For information on geographic areas followed by Δ, see appendix F]

SIC code	Geographic area and kind of business or operation	All establishments				Establishments with payroll				
		Number	Receipts (\$1,000)	Unincorporated businesses or operations		Number	Receipts (\$1,000)	Annual payroll (\$1,000)	First quarter payroll (\$1,000)	Paid employees for pay period including March 12 (number)
				Individual proprietorships (number)	Partnerships (number)					
	<b>MORRIS COUNTY—Con.</b>									
	<b>Business services—Con.</b>									
73	Other business services—Con.									
7399 pt.	Sign painting shops .....	**	**	**	**	1	(D)	(D)	(D)	
7399 pt.	Interior designing .....	**	**	**	**	9	1 570	323	62	
7399 pt.	Telephone answering services .....	**	**	**	**	4	963	598	148	
735, 7396, 7399 pt.	Other business services, n.e.c. ....	**	**	**	**	69	34 127	12 117	2 888	
75	<b>Automotive repair, services, and garages.....</b>	††	††	††	††	225	49 608	10 892	2 627	805
751	Automotive rental and leasing, without drivers .....	††	††	††	††	18	10 336	564	147	49
752	Automobile parking .....	††	††	††	††	4	(D)	(D)	(D)	(D)
7523	Parking lots .....	**	**	**	**	4	(D)	(D)	(D)	(D)
7525	Parking structures .....	**	**	**	**	-	-	-	-	-
753	Automotive repair shops.....	††	††	††	††	190	36 619	9 438	2 265	675
7538	General automotive repair shops .....	††	††	††	††	84	18 405	4 719	1 194	320
7538 pt.	General automotive repair shops, except diesel .....	**	**	**	**	78	(D)	(D)	(D)	(D)
7538 pt.	Diesel repair shops .....	**	**	**	**	6	(D)	(D)	(D)	(D)
7531	Top and body repair shops .....	††	††	††	††	68	10 146	2 726	628	199
7534, 5, 9	Other automotive repair shops .....	††	††	††	††	38	8 068	1 993	443	156
7534	Tire retreading and repair shops .....	**	**	**	**	2	(D)	(D)	(D)	(D)
7535	Paint shops .....	**	**	**	**	7	2 028	685	143	49
7539 pt.	Auto electrical and fuel system services .....	**	**	**	**	7	(D)	(D)	(D)	(D)
7539 pt.	Radiator repair .....	**	**	**	**	2	(D)	(D)	(D)	(D)
7539 pt.	Glass replacement and repair .....	**	**	**	**	5	(D)	(D)	(D)	(D)
7539 pt.	Brake, front end, and wheel alignment .....	**	**	**	**	1	(D)	(D)	(D)	(D)
7539 pt.	Exhaust system services (muffler shops) .....	**	**	**	**	3	(D)	(D)	(D)	(D)
7539 pt.	Transmission repair shops .....	**	**	**	**	11	1 484	387	89	29
7539 pt.	Other automotive repair shops, n.e.c. ....	**	**	**	**	2	(D)	(D)	(D)	(D)
754	Automotive services, except repair .....	††	††	††	††	13	(D)	(D)	(D)	(D)
7542	Car washes .....	**	**	**	**	10	1 637	508	129	55
7549	Other automotive services .....	**	**	**	**	3	(D)	(D)	(D)	(D)
76	<b>Miscellaneous repair services .....</b>	††	††	††	††	108	28 235	8 409	1 873	498
762	Electrical and electronic repair shops .....	††	††	††	††	29	9 117	2 812	635	151
7622	Radio and TV repair shops .....	††	††	††	††	12	4 025	1 097	269	68
7623, 9	Other electrical and electronic repair shops .....	††	††	††	††	17	5 092	1 715	366	83
7623	Refrigeration and air-conditioning repair shops .....	**	**	**	**	8	2 737	884	185	52
7629	Electrical and electronic repair shops, n.e.c. ....	**	**	**	**	9	2 355	831	181	31
764	Reupholstery and furniture repair .....	††	††	††	††	15	946	264	54	28
763, 9	Other repair shops and related services .....	††	††	††	††	64	18 172	5 333	1 184	319
763	Watch, clock, and jewelry repair .....	**	**	**	**	3	125	21	5	3
769	Miscellaneous repair and related services .....	**	**	**	**	61	18 047	5 312	1 179	316
7692	Welding repair .....	**	**	**	**	6	(D)	(D)	(D)	(D)
7694	Armature rewinding shops .....	**	**	**	**	3	(D)	(D)	(D)	(D)
7699	Repair shops and related services, n.e.c. ....	**	**	**	**	52	(D)	(D)	(D)	(D)
78, 79	<b>Amusement and recreation services, including motion pictures..</b>	††	††	††	††	138	34 007	8 204	1 861	1 261
781, 2	Motion picture production, distribution, and services .....	††	††	††	††	6	(D)	(D)	(D)	(D)
783	Motion picture theaters.....	††	††	††	††	9	6 438	836	186	194
7832	Motion picture theaters, except drive-in .....	**	**	**	**	8	(D)	(D)	(D)	(D)
7833	Drive-in motion picture theaters .....	**	**	**	**	1	(D)	(D)	(D)	(D)
792	Producers, orchestras, and entertainers .....	††	††	††	††	7	(D)	(D)	(D)	(D)
7922	Theatrical producers (except motion picture) and miscellaneous theatrical services .....	**	**	**	**	4	(D)	(D)	(D)	(D)
7929	Bands, orchestras, actors, and other entertainers and entertainment groups .....	**	**	**	**	3	(D)	(D)	(D)	(D)
793	Bowling alleys and billiards and pool establishments .....	††	††	††	††	10	3 446	997	255	123
7932	Billiard and pool establishments.....	††	††	††	††	1	(D)	(D)	(D)	(D)
7933	Bowling alleys.....	††	††	††	††	9	(D)	(D)	(D)	(D)
79 ex. 792, 3	Commercial sports and other amusement and recreation services .....	††	††	††	††	106	22 286	5 955	1 299	867
794	Commercial sports.....	††	††	††	††	4	395	124	26	10
7941	Professional sports clubs, managers, promoters .....	††	††	††	††	-	-	-	-	-
7948	Racing, including track operation.....	††	††	††	††	4	395	124	26	10
79 ex. 792, 3, 4	Other amusement and recreation services .....	††	††	††	††	102	21 891	5 831	1 273	857
791	Dance halls, studios, and schools .....	**	**	**	**	21	1 607	612	150	129
7992	Public golf courses .....	**	**	**	**	4	753	240	55	28
7993	Coin-operated amusement device operators .....	**	**	**	**	6	(D)	(D)	(D)	(D)
7996	Amusement parks .....	**	**	**	**	3	(D)	(D)	(D)	(D)
7997	Membership sports and recreation clubs .....	**	**	**	**	44	12 833	3 372	630	409
7999	Amusement and recreation services, n.e.c. ....	**	**	**	**	24	4 206	1 235	370	261
7999 pt.	Concession operators of amusement devices, rides .....	**	**	**	**	1	(D)	(D)	(D)	(D)
7999 pt.	Carnivals, circuses, and fairs .....	**	**	**	**	-	-	-	-	-
7999 pt.	Other commercial recreation and amusements.....	**	**	**	**	23	(D)	(D)	(D)	(D)



**Table 6. Summary Statistics for Firms Subject to Federal Income Tax for Counties With 300 Establishments or More: 1982—Con.**

For meaning of abbreviations and symbols, see introductory text. For explanation of terms and comparability of 1977 and 1982 censuses, see appendix A. For information on geographic areas followed by Δ, see appendix F.]

SIC code	Geographic area and kind of business or operation	All establishments				Establishments with payroll				
		Number	Receipts (\$1,000)	Unincorporated businesses or operations		Number	Receipts (\$1,000)	Annual payroll (\$1,000)	First quarter payroll (\$1,000)	Paid employees for pay period including March 12 (number)
				Individual proprietorships (number)	Partnerships (number)					
<b>MORRIS COUNTY—Con.</b>										
30, ex. 806	Health services, except hospitals .....	††	††	††	††	771	193 968	86 369	20 401	5 056
301	Offices of physicians .....	††	††	††	††	373	99 206	47 225	11 189	1 646
302	Offices of dentists .....	††	††	††	††	247	42 940	15 615	3 660	1 032
303	Offices of osteopathic physicians .....	††	††	††	††	10	(D)	(D)	(D)	(D)
3041	Offices of chiropractors .....	††	††	††	††	31	2 694	585	119	61
3042	Offices of optometrists .....	††	††	††	††	21	2 309	357	85	51
305	Nursing and personal care facilities .....	††	††	††	††	18	31 271	15 809	3 809	1 700
8049, 807, 8, 9	Other health services .....	††	††	††	††	71	(D)	(D)	(D)	(D)
807	Medical and dental laboratories .....	††	††	††	††	19	(D)	(D)	(D)	(D)
8071	Medical laboratories .....	††	††	††	††	6	(D)	(D)	(D)	(D)
8072	Dental laboratories .....	††	††	††	††	13	(D)	(D)	(D)	(D)
8049, 808, 9	Other health services, n.e.c. ....	††	††	††	††	52	(D)	(D)	(D)	(D)
81	Legal services .....	††	††	††	††	279	79 497	30 169	6 964	1 447
823, 4, 9	Selected educational services .....	††	††	††	††	23	4 360	1 152	280	106
823	Libraries and information centers .....	**	**	**	**	-	-	-	-	-
824	Correspondence schools and vocational schools .....	**	**	**	**	9	3 094	748	187	73
829	Schools and educational services, n.e.c. ....	**	**	**	**	14	1 266	404	93	33
891	Engineering, architectural, and surveying services .....	††	††	††	††	133	54 270	24 662	6 052	1 104
891 pt.	Architectural services .....	**	**	**	**	22	7 470	2 451	660	118
891 pt.	Engineering services .....	**	**	**	**	93	44 751	21 248	5 176	926
891 pt.	Surveying services .....	**	**	**	**	18	2 049	963	216	60
893	Accounting, auditing, and bookkeeping services .....	††	††	††	††	100	40 512	16 045	3 833	782
83, 892, 9	Social and other services .....	††	††	††	††	71	6 899	2 819	680	388
83	Social services .....	**	**	**	**	51	4 085	1 808	417	338
835	Child day care services .....	**	**	**	**	34	(D)	(D)	(D)	(D)
832, 3, 6, 9	Other social services .....	**	**	**	**	17	(D)	(D)	(D)	(D)
892, 9	Other services .....	**	**	**	**	20	2 814	1 011	263	50
<b>OCEAN COUNTY</b>										
	<b>Total .....</b>	††	††	††	††	1 740	426 822	159 628	35 617	10 776
70	Hotels, motels, and other lodging places .....	††	††	††	††	109	21 697	4 720	795	507
7011	Hotels, motor hotels, and motels .....	††	††	††	††	92	19 567	4 451	736	462
7011 pt.	Hotels .....	††	††	††	††	26	(D)	(D)	(D)	(D)
7011 pt.	Motels, motor hotels, and tourist courts .....	††	††	††	††	66	(D)	(D)	(D)	(D)
702, 3, 4	Other lodging places .....	††	††	††	††	17	2 130	269	59	45
72	Personal services .....	††	††	††	††	271	21 352	6 858	1 619	960
721	Laundry, cleaning, and garment services .....	††	††	††	††	73	5 243	1 502	328	216
7215	Coin-operated laundries and dry cleaning .....	††	††	††	††	22	1 198	248	50	50
721 ex.	Other laundry, cleaning, and garment services .....	††	††	††	††	51	4 045	1 254	278	166
7215	Power laundries, family and commercial* .....	**	**	**	**	3	149	52	8	10
7216	Dry-cleaning plants, except rug cleaning* .....	**	**	**	**	28	2 205	727	190	96
Other 721	Laundry and cleaning services, n.e.c.* .....	**	**	**	**	20	1 691	475	80	60
722	Photographic studios, portrait .....	††	††	††	††	7	779	189	44	13
723, 4	Beauty and barber shops .....	††	††	††	††	141	(D)	(D)	(D)	(D)
723	Beauty shops .....	††	††	††	††	138	(D)	(D)	(D)	(D)
724	Barber shops .....	††	††	††	††	3	70	20	5	5
725	Shoe repair, shoe shine, and hat-cleaning shops .....	††	††	††	††	4	(D)	(D)	(D)	(D)
726	Funeral service and crematories .....	††	††	††	††	24	6 430	1 749	450	93
729	Miscellaneous personal services .....	††	††	††	††	22	1 444	444	170	175
73	Business services .....	††	††	††	††	208	66 093	29 018	6 798	2 258
731	Advertising .....	††	††	††	††	5	1 371	385	90	58
734	Services to dwellings and other buildings .....	††	††	††	††	51	4 594	1 943	385	264
737	Computer and data processing services .....	††	††	††	††	22	5 550	2 785	571	158
7392	Management, consulting, and public relations services .....	††	††	††	††	35	6 032	2 334	527	159
7394	Equipment rental and leasing services .....	††	††	††	††	19	4 109	1 137	256	70
Other 73	Other business services .....	††	††	††	††	76	44 437	20 434	4 969	1 549
75	Automotive repair, services, and garages .....	††	††	††	††	133	21 801	5 510	1 122	488
751	Automotive rental and leasing, without drivers .....	††	††	††	††	10	2 676	464	99	37
752	Automobile parking .....	††	††	††	††	2	(D)	(D)	(D)	(D)
753	Automotive repair shops .....	††	††	††	††	109	17 373	4 600	949	400
7538	General automotive repair shops .....	††	††	††	††	43	3 667	942	203	105
7531	Top and body repair shops .....	††	††	††	††	35	7 587	2 207	472	183
7534, 5, 9	Other automotive repair shops .....	††	††	††	††	31	6 119	1 451	274	112
754	Automotive services, except repair .....	††	††	††	††	12	(D)	(D)	(D)	(D)

**Table 6. Summary Statistics for Firms Subject to Federal Income Tax for Counties With 300 Establishments or More: 1982—Con.**

[For meaning of abbreviations and symbols, see introductory text. For explanation of terms and comparability of 1977 and 1982 censuses, see appendix A. For information on geographic areas followed by Δ, see appendix F]

SIC code	Geographic area and kind of business or operation	All establishments				Establishments with payroll				
		Number	Receipts (\$1,000)	Unincorporated businesses or operations		Number	Receipts (\$1,000)	Annual payroll (\$1,000)	First quarter payroll (\$1,000)	Paid employees for pay period including March 12 (number)
				Individual proprietorships (number)	Partnerships (number)					
<b>OCEAN COUNTY—Con.</b>										
76	Miscellaneous repair services .....	††	††	††	††	83	10 856	3 176	788	275
762	Electrical and electronic repair shops .....	††	††	††	††	25	2 206	627	131	61
7622	Radio and TV repair shops .....	††	††	††	††	14	1 115	367	82	40
7623, 9	Other electrical and electronic repair shops .....	††	††	††	††	11	1 091	260	49	21
764	Reupholstery and furniture repair .....	††	††	††	††	2	(D)	(D)	(D)	(D)
763, 9	Other repair shops and related services .....	††	††	††	††	56	(D)	(D)	(D)	(D)
78, 79	Amusement and recreation services, including motion pictures...	††	††	††	††	157	93 015	25 036	3 460	1 123
781, 2	Motion picture production, distribution, and services .....	††	††	††	††	3	(D)	(D)	(D)	(D)
783	Motion picture theaters .....	††	††	††	††	9	3 923	475	99	81
792	Producers, orchestras, and entertainers .....	††	††	††	††	7	964	363	20	34
793	Bowling alleys and billiards and pool establishments .....	††	††	††	††	7	2 695	831	161	85
79 ex. 792, 3	Commercial sports and other amusement and recreation services .....	††	††	††	††	131	(D)	(D)	(D)	(D)
80, ex. 806	Health services, except hospitals .....	††	††	††	††	450	125 693	57 861	14 371	3 446
801	Offices of physicians .....	††	††	††	††	216	60 741	30 375	7 917	1 036
802	Offices of dentists .....	††	††	††	††	130	22 283	8 496	1 937	556
803	Offices of osteopathic physicians .....	††	††	††	††	8	2 387	882	409	61
8041	Offices of chiropractors .....	††	††	††	††	27	2 235	457	78	66
8042	Offices of optometrists .....	††	††	††	††	23	2 586	497	113	65
805	Nursing and personal care facilities .....	††	††	††	††	14	30 441	15 241	3 474	1 527
8049, 807, 8, 9	Other health services .....	††	††	††	††	32	5 020	1 913	443	135
81	Legal services .....	††	††	††	††	172	34 672	12 988	3 248	722
823, 4, 9	Selected educational services .....	††	††	††	††	7	1 984	756	203	66
891	Engineering, architectural, and surveying services .....	††	††	††	††	61	17 477	8 880	2 073	445
893	Accounting, auditing, and bookkeeping services .....	††	††	††	††	51	6 610	2 452	573	185
83, 892, 9	Social and other services .....	††	††	††	††	38	5 572	2 373	567	301
83	Social services .....	**	**	**	**	32	5 350	2 261	544	289
892, 9	Other services .....	**	**	**	**	6	222	112	23	12
<b>PASSAIC COUNTY (Coextensive with Paterson-Clifton-Passaic, N.J., SMSA ; see table 4a.)</b>										
<b>SOMERSET COUNTY</b>										
	Total .....	††	††	††	††	1 368	517 406	180 891	43 525	12 322
70	Hotels, motels, and other lodging places .....	††	††	††	††	21	11 893	3 280	756	313
7011	Hotels, motor hotels, and motels .....	††	††	††	††	16	(D)	(D)	(D)	(D)
7011 pt.	Hotels .....	††	††	††	††	2	(D)	(D)	(D)	(D)
7011 pt.	Motels, motor hotels, and tourist courts .....	††	††	††	††	14	11 241	3 088	730	298
702, 3, 4	Other lodging places .....	††	††	††	††	5	(D)	(D)	(D)	(D)
72	Personal services .....	††	††	††	††	165	16 912	5 751	1 428	761
721	Laundry, cleaning, and garment services .....	††	††	††	††	35	4 135	1 499	331	188
7215	Coin-operated laundries and dry cleaning .....	††	††	††	††	5	579	95	22	17
721 ex. 7215	Other laundry, cleaning, and garment services .....	††	††	††	††	30	3 556	1 404	309	171
7211	Power laundries, family and commercial* .....	**	**	**	**	2	(D)	(D)	(D)	(D)
7216	Dry-cleaning plants, except rug cleaning* .....	**	**	**	**	22	3 141	1 289	281	145
Other 721	Laundry and cleaning services, n.e.c.* .....	**	**	**	**	6	(D)	(D)	(D)	(D)
722	Photographic studios, portrait .....	††	††	††	††	2	(D)	(D)	(D)	(D)
723, 4	Beauty and barber shops .....	††	††	††	††	97	5 826	2 331	556	343
723	Beauty shops .....	††	††	††	††	85	5 360	2 175	517	315
724	Barber shops .....	††	††	††	††	12	466	156	39	28
725	Shoe repair, shoe shine, and hat-cleaning shops .....	††	††	††	††	3	97	24	7	4
726	Funeral service and crematories .....	††	††	††	††	14	3 141	662	203	31
729	Miscellaneous personal services .....	††	††	††	††	14	(D)	(D)	(D)	(D)
73	Business services .....	††	††	††	††	309	227 311	73 718	18 118	5 248
731	Advertising .....	††	††	††	††	20	4 744	2 284	484	91
734	Services to dwellings and other buildings .....	††	††	††	††	32	8 865	5 408	1 366	1 180
737	Computer and data processing services .....	††	††	††	††	47	85 233	10 514	2 665	459
7392	Management, consulting, and public relations services .....	††	††	††	††	87	60 672	24 454	6 181	1 305
7394	Equipment rental and leasing services .....	††	††	††	††	9	13 977	3 138	823	194
Other 73	Other business services .....	††	††	††	††	114	53 820	27 920	6 599	2 019

**Table 6. Summary Statistics for Firms Subject to Federal Income Tax for Counties With 300 Establishments or More: 1982—Con.**

[For meaning of abbreviations and symbols, see introductory text. For explanation of terms and comparability of 1977 and 1982 censuses, see appendix A. For information on geographic areas followed by Δ, see appendix F]

SIC code	Geographic area and kind of business or operation	All establishments				Establishments with payroll				
		Number	Receipts (\$1,000)	Unincorporated businesses or operations		Number	Receipts (\$1,000)	Annual payroll (\$1,000)	First quarter payroll (\$1,000)	Paid employees for pay period including March 12 (number)
				Individual proprietorships (number)	Partnerships (number)					
<b>SOMERSET COUNTY—Con.</b>										
75	<b>Automotive repair, services, and garages</b> .....	††	††	††	††	96	19 903	4 545	1 052	331
751	Automotive rental and leasing, without drivers .....	††	††	††	††	6	3 392	227	49	15
752	Automobile parking .....	††	††	††	††	1	(D)	(D)	(D)	(D)
753	Automotive repair shops.....	††	††	††	††	84	14 989	3 942	913	287
7538	General automotive repair shops .....	††	††	††	††	36	3 919	1 080	234	91
7531	Top and body repair shops .....	††	††	††	††	33	6 642	1 756	423	125
7534, 5, 9	Other automotive repair shops .....	††	††	††	††	15	4 428	1 106	256	71
754	Automotive services, except repair .....	††	††	††	††	5	(D)	(D)	(D)	(D)
76	<b>Miscellaneous repair services</b> .....	††	††	††	††	52	15 068	4 715	1 104	289
762	Electrical and electronic repair shops .....	††	††	††	††	15	2 946	623	147	52
7622	Radio and TV repair shops .....	††	††	††	††	4	508	134	31	12
7623, 9	Other electrical and electronic repair shops .....	††	††	††	††	11	2 438	489	116	40
764	Reupholstery and furniture repair .....	††	††	††	††	6	418	119	28	12
763, 9	Other repair shops and related services.....	††	††	††	††	31	11 704	3 973	929	225
78, 79	<b>Amusement and recreation services, including motion pictures</b> ...	††	††	††	††	64	21 072	5 291	1 050	559
781, 2	Motion picture production, distribution, and services .....	††	††	††	††	4	(D)	(D)	(D)	(D)
783	Motion picture theaters.....	††	††	††	††	9	3 891	574	119	90
792	Producers, orchestras, and entertainers .....	††	††	††	††	2	(D)	(D)	(D)	(D)
793	Bowling alleys and billiards and pool establishments .....	††	††	††	††	8	2 416	817	207	104
79 ex. 792, 3	Commercial sports and other amusement and recreation services .....	††	††	††	††	41	11 846	2 955	524	302
80, ex. 806	<b>Health services, except hospitals</b> .....	††	††	††	††	385	129 476	52 970	12 854	3 282
801	Offices of physicians.....	††	††	††	††	182	39 821	18 608	4 732	661
802	Offices of dentists .....	††	††	††	††	128	23 592	9 302	2 180	607
803	Offices of osteopathic physicians.....	††	††	††	††	4	(D)	(D)	(D)	(D)
8041	Offices of chiropractors .....	††	††	††	††	11	1 545	424	83	28
8042	Offices of optometrists .....	††	††	††	††	13	1 159	200	47	31
805	Nursing and personal care facilities .....	††	††	††	††	10	21 917	10 062	2 193	1 193
8049, 807, 8, 9	Other health services .....	††	††	††	††	37	(D)	(D)	(D)	(D)
81	<b>Legal services</b> .....	††	††	††	††	122	26 089	9 838	2 128	508
823, 4, 9	<b>Selected educational services</b> .....	††	††	††	††	11	2 382	997	229	71
891	<b>Engineering, architectural, and surveying services</b> .....	††	††	††	††	74	38 052	15 726	3 788	638
893	<b>Accounting, auditing, and bookkeeping services</b> .....	††	††	††	††	46	7 330	2 961	685	182
83, 892, 9	<b>Social and other services</b> .....	††	††	††	††	23	1 918	1 099	333	140
83	Social services .....	..	..	..	..	17	1 428	846	226	129
892, 9	Other services .....	..	..	..	..	6	490	253	107	11
<b>SUSSEX COUNTY</b>										
	<b>Total</b> .....	††	††	††	††	518	116 332	40 942	9 394	4 083
70	<b>Hotels, motels, and other lodging places</b> .....	††	††	††	††	17	(D)	(D)	(D)	(D)
7011	Hotels, motor hotels, and motels .....	††	††	††	††	8	(D)	(D)	(D)	(D)
7011 pt.	Hotels .....	††	††	††	††	5	(D)	(D)	(D)	(D)
7011 pt.	Motels, motor hotels, and tourist courts .....	††	††	††	††	3	301	65	13	16
702, 3, 4	Other lodging places.....	††	††	††	††	9	(D)	(D)	(D)	(D)
72	<b>Personal services</b> .....	††	††	††	††	73	5 611	1 596	367	223
721	Laundry, cleaning, and garment services .....	††	††	††	††	16	2 025	675	160	93
7215	Coin-operated laundries and dry cleaning .....	††	††	††	††	6	334	48	10	12
721 ex.	Other laundry, cleaning, and garment services .....	††	††	††	††	10	1 691	627	150	81
7215	Power laundries, family and commercial* .....	..	..	..	..	-	-	-	-	-
7211	Dry-cleaning plants, except rug cleaning* .....	..	..	..	..	6	1 235	514	125	65
7216	Laundry and cleaning services, n.e.c.* .....	..	..	..	..	4	456	113	25	16
Other 721										
722	Photographic studios, portrait .....	††	††	††	††	1	(D)	(D)	(D)	(D)
723, 4	<b>Beauty and barber shops</b> .....	††	††	††	††	40	1 176	356	80	66
723	Beauty shops .....	††	††	††	††	37	1 106	341	76	63
724	Barber shops .....	††	††	††	††	3	70	15	4	3
725	Shoe repair, shoe shine, and hat-cleaning shops .....	††	††	††	††	-	-	-	-	-
726	Funeral service and crematories .....	††	††	††	††	7	1 783	425	93	25
729	Miscellaneous personal services .....	††	††	††	††	9	(D)	(D)	(D)	(D)
73	<b>Business services</b> .....	††	††	††	††	85	13 385	4 696	1 178	342
731	Advertising.....	††	††	††	††	3	(D)	(D)	(D)	(D)
734	Services to dwellings and other buildings .....	††	††	††	††	20	1 672	531	106	87
737	Computer and data processing services .....	††	††	††	††	16	4 458	1 990	555	57
7392	Management, consulting, and public relations services .....	††	††	††	††	20	3 157	797	213	78
7394	Equipment rental and leasing services .....	††	††	††	††	5	571	120	25	8
Other 73	Other business services .....	††	††	††	††	21	(D)	(D)	(D)	(D)

**Table 6. Summary Statistics for Firms Subject to Federal Income Tax for Counties With 300 Establishments or More: 1982—Con.**

[For meaning of abbreviations and symbols, see introductory text. For explanation of terms and comparability of 1977 and 1982 censuses, see appendix A. For information on geographic areas followed by Δ, see appendix F]

SIC code	Geographic area and kind of business or operation	All establishments				Establishments with payroll				
		Number	Receipts (\$1,000)	Unincorporated businesses or operations		Number	Receipts (\$1,000)	Annual payroll (\$1,000)	First quarter payroll (\$1,000)	Paid employees for pay period including March 12 (number)
				Individual proprietorships (number)	Partnerships (number)					
<b>SUSSEX COUNTY—Con.</b>										
75	<b>Automotive repair, services, and garages</b> -----	††	††	††	††	55	5 430	1 241	283	113
751	Automotive rental and leasing, without drivers	††	††	††	††	2	(D)	(D)	(D)	(D)
752	Automobile parking	††	††	††	††	-	-	-	-	-
753	Automotive repair shops	††	††	††	††	48	5 048	1 136	254	102
7538	General automotive repair shops	††	††	††	††	24	2 535	452	98	50
7531	Top and body repair shops	††	††	††	††	17	1 664	497	118	36
7534, 5, 9	Other automotive repair shops	††	††	††	††	7	849	187	38	16
754	Automotive services, except repair	††	††	††	††	5	(D)	(D)	(D)	(D)
76	<b>Miscellaneous repair services</b> -----	††	††	††	††	17	3 779	1 184	267	70
762	Electrical and electronic repair shops	††	††	††	††	3	209	63	13	7
7622	Radio and TV repair shops	††	††	††	††	2	(D)	(D)	(D)	(D)
7623, 9	Other electrical and electronic repair shops	††	††	††	††	1	(D)	(D)	(D)	(D)
764	Reupholstery and furniture repair	††	††	††	††	2	(D)	(D)	(D)	(D)
763, 9	Other repair shops and related services	††	††	††	††	12	(D)	(D)	(D)	(D)
78, 79	<b>Amusement and recreation services, including motion pictures</b> -----	††	††	††	††	34	10 135	2 931	681	581
781, 2	Motion picture production, distribution, and services	††	††	††	††	1	(D)	(D)	(D)	(D)
783	Motion picture theaters	††	††	††	††	3	(D)	(D)	(D)	(D)
792	Producers, orchestras, and entertainers	††	††	††	††	1	(D)	(D)	(D)	(D)
793	Bowling alleys and billiards and pool establishments	††	††	††	††	1	(D)	(D)	(D)	(D)
79 ex. 792, 3	Commercial sports and other amusement and recreation services	††	††	††	††	28	7 056	1 852	473	513
80, ex. 806	<b>Health services, except hospitals</b> -----	††	††	††	††	129	34 301	15 042	3 477	1 211
801	Offices of physicians	††	††	††	††	65	13 366	5 879	1 292	269
802	Offices of dentists	††	††	††	††	41	5 423	1 832	453	160
803	Offices of osteopathic physicians	††	††	††	††	-	-	-	-	-
8041	Offices of chiropractors	††	††	††	††	3	(D)	(D)	(D)	(D)
8042	Offices of optometrists	††	††	††	††	8	370	67	14	14
805	Nursing and personal care facilities	††	††	††	††	4	(D)	(D)	(D)	(D)
8049, 807, 8, 9	Other health services	††	††	††	††	8	(D)	(D)	(D)	(D)
81	<b>Legal services</b> -----	††	††	††	††	42	6 872	2 459	635	170
823, 4, 9	<b>Selected educational services</b> -----	††	††	††	††	3	(D)	(D)	(D)	(D)
891	<b>Engineering, architectural, and surveying services</b> -----	††	††	††	††	30	(D)	(D)	(D)	(D)
893	<b>Accounting, auditing, and bookkeeping services</b> -----	††	††	††	††	20	3 983	1 497	230	75
83, 892, 9	<b>Social and other services</b> -----	††	††	††	††	13	862	421	88	59
83	Social services	**	**	**	**	9	683	320	75	53
892, 9	Other services	**	**	**	**	4	179	101	13	6
<b>UNION COUNTY</b>										
	<b>Total</b> -----	††	††	††	††	3 593	1 232 658	479 418	112 555	30 904
70	<b>Hotels, motels, and other lodging places</b> -----	††	††	††	††	47	42 636	11 681	2 686	1 489
7011	Hotels, motor hotels, and motels	††	††	††	††	38	41 940	11 483	2 641	1 462
7011 pt.	Hotels	††	††	††	††	6	16 723	4 879	1 157	628
7011 pt.	Hotels, 25 guestrooms or more	††	††	††	††	5	(D)	(D)	(D)	(D)
7011 pt.	Hotels, less than 25 guestrooms	**	**	**	**	1	(D)	(D)	(D)	(D)
7011 pt.	Motels, motor hotels, and tourist courts	††	††	††	††	32	25 217	6 604	1 484	834
7011 pt.	Motels, tourist courts	††	††	††	††	28	19 401	5 394	1 224	642
7011 pt.	Motor hotels	**	**	**	**	4	5 816	1 210	260	192
702, 3, 4	Other lodging places	††	††	††	††	9	696	198	45	27
703	Trailing parks and camps	††	††	††	††	1	(D)	(D)	(D)	(D)
702, 4	Rooming, boarding, and membership lodging	††	††	††	††	8	(D)	(D)	(D)	(D)
72	<b>Personal services</b> -----	††	††	††	††	507	68 031	23 409	5 601	2 633
721	Laundry, cleaning, and garment services	††	††	††	††	118	30 420	10 940	2 640	1 066
7215	Coin-operated laundries and dry cleaning	††	††	††	††	16	1 478	218	50	46
721 ex. 7215	Other laundry, cleaning, and garment services	††	††	††	††	102	28 942	10 722	2 590	1 020
7211	Power laundries, family and commercial*	**	**	**	**	4	(D)	(D)	(D)	(D)
7216	Dry-cleaning plants, except rug cleaning*	**	**	**	**	71	11 880	4 314	1 019	486
Other 721	Laundry and cleaning services, n.e.c.*	**	**	**	**	27	(D)	(D)	(D)	(D)
7212	Garment pressing and agents for laundries and dry cleaners	**	**	**	**	8	627	140	32	22
7213	Linen supply*	**	**	**	**	2	(D)	(D)	(D)	(D)
7217	Carpet and upholstery cleaning	**	**	**	**	6	773	222	45	32
7218	Industrial launderers*	**	**	**	**	4	(D)	(D)	(D)	(D)
7214, 9	Other laundry, garment services, including diaper*	**	**	**	**	7	(D)	(D)	(D)	(D)
722	Photographic studios, portrait	††	††	††	††	18	(D)	(D)	(D)	(D)
723, 4	<b>Beauty and barber shops</b> -----	††	††	††	††	275	13 183	5 376	1 260	808
723	Beauty shops	††	††	††	††	239	11 963	4 921	1 150	741
724	Barber shops	††	††	††	††	36	1 220	455	110	67
725	Shoe repair, shoe shine, and hat-cleaning shops	††	††	††	††	7	452	180	43	16
726	Funeral service and crematories	††	††	††	††	39	11 347	2 704	644	175
729	Miscellaneous personal services	††	††	††	††	50	(D)	(D)	(D)	(D)

**Table 6. Summary Statistics for Firms Subject to Federal Income Tax for Counties With 300 Establishments or More: 1982—Con.**

[For meaning of abbreviations and symbols, see introductory text. For explanation of terms and comparability of 1977 and 1982 censuses, see appendix A. For information on geographic areas followed by Δ, see appendix F]

SIC code	Geographic area and kind of business or operation	All establishments				Establishments with payroll				Paid employees for pay period including March 12 (number)
		Number	Receipts (\$1,000)	Unincorporated businesses or operations		Number	Receipts (\$1,000)	Annual payroll (\$1,000)	First quarter payroll (\$1,000)	
				Individual proprietorships (number)	Partnerships (number)					
<b>UNION COUNTY—Con.</b>										
73	<b>Business services</b>	††	††	††	††	775	441 423	191 376	44 846	13 625
731	Advertising	††	††	††	††	53	42 747	17 571	3 822	728
7311	Advertising agencies	..	..	..	..	44	23 533	12 119	2 660	482
7312	Outdoor advertising services	..	..	..	..	5	(D)	(D)	(D)	(D)
7313	Radio, TV, publishers' advertising representatives	..	..	..	..	2	(D)	(D)	(D)	(D)
7319	Advertising, n.e.c.	..	..	..	..	2	(D)	(D)	(D)	(D)
734	Services to dwellings and other buildings	††	††	††	††	120	27 337	13 751	3 096	1 832
7341	Window cleaning	..	..	..	..	8	1 598	964	227	146
7342	Disinfecting and exterminating services	..	..	..	..	18	2 714	1 080	239	90
7349	Cleaning and maintenance services, n.e.c.	..	..	..	..	94	23 025	11 707	2 630	1 596
737	Computer and data processing services	††	††	††	††	89	101 622	43 728	9 126	1 652
7372	Computer programming and other software services	..	..	..	..	37	55 338	25 504	5 093	742
7374	Data processing services	..	..	..	..	28	15 551	6 270	1 544	521
7379	Computer related services, n.e.c.	..	..	..	..	24	30 733	11 954	2 489	389
7392	Management, consulting, and public relations services	††	††	††	††	149	50 665	21 494	5 460	1 330
7394	Equipment rental and leasing services	††	††	††	††	34	31 003	8 019	2 008	396
Other 73	Other business services	††	††	††	††	330	188 049	86 813	21 334	7 687
732	Credit reporting, collection agencies	..	..	..	..	18	25 685	10 788	2 582	615
7331	Direct mail advertising services	..	..	..	..	7	15 413	7 588	2 181	765
7332	Blueprinting and photocopying services	..	..	..	..	5	536	96	21	9
7333	Commercial photography, art, and graphics	..	..	..	..	40	8 503	2 720	622	178
7339	Stenographic services; and reproduction services, n.e.c.	..	..	..	..	7	(D)	(D)	(D)	(D)
736	Personnel supply services	..	..	..	..	84	42 163	29 039	6 866	3 117
7361	Employment agencies	..	..	..	..	59	12 763	7 847	1 958	1 083
7362	Help supply services	..	..	..	..	25	29 400	21 192	4 908	2 034
7369	Facilities management services	..	..	..	..	-	-	-	-	-
7391	Research and development laboratories	..	..	..	..	5	891	390	117	22
7397	Testing laboratories and facilities	..	..	..	..	14	9 501	4 300	1 083	250
7393	Detective agencies and protective services	..	..	..	..	26	19 243	8 986	2 182	907
7395	Photofinishing laboratories*	..	..	..	..	11	10 750	2 082	489	399
7399 pt.	Sign painting shops	..	..	..	..	4	(D)	(D)	(D)	(D)
7399 pt.	Interior designing	..	..	..	..	9	1 894	418	126	24
7399 pt.	Telephone answering services	..	..	..	..	11	1 893	859	205	110
735, 7396, 7399 pt.	Other business services, n.e.c.	..	..	..	..	89	(D)	(D)	(D)	(D)
75	<b>Automotive repair, services, and garages</b>	††	††	††	††	341	100 112	23 499	5 807	1 730
751	Automotive rental and leasing, without drivers	††	††	††	††	43	27 080	3 692	983	250
752	Automobile parking	††	††	††	††	9	(D)	(D)	(D)	(D)
7523	Parking lots	..	..	..	..	8	(D)	(D)	(D)	(D)
7525	Parking structures	..	..	..	..	1	(D)	(D)	(D)	(D)
753	Automotive repair shops	††	††	††	††	260	65 982	17 816	4 358	1 268
7538	General automotive repair shops	††	††	††	††	110	26 587	7 191	1 804	511
7538 pt.	General automotive repair shops, except diesel	..	..	..	..	99	19 982	5 194	1 266	390
7538 pt.	Diesel repair shops	..	..	..	..	11	6 605	1 997	538	121
7531	Top and body repair shops	††	††	††	††	85	19 837	5 584	1 361	417
7534, 5, 9	Other automotive repair shops	††	††	††	††	65	19 558	5 041	1 193	340
7534	Tire retreading and repair shops	..	..	..	..	12	7 168	1 420	396	89
7535	Paint shops	..	..	..	..	5	2 962	881	198	53
7539 pt.	Auto electrical and fuel system services	..	..	..	..	5	1 489	451	103	32
7539 pt.	Radiator repair	..	..	..	..	9	692	205	43	17
7539 pt.	Glass replacement and repair	..	..	..	..	3	890	254	51	13
7539 pt.	Brake, front end, and wheel alignment	..	..	..	..	7	1 049	308	72	29
7539 pt.	Exhaust system services (muffler shops)	..	..	..	..	3	656	172	39	12
7539 pt.	Transmission repair shops	..	..	..	..	17	3 680	1 054	226	76
7539 pt.	Other automotive repair shops, n.e.c.	..	..	..	..	4	972	296	65	19
754	Automotive services, except repair	††	††	††	††	29	(D)	(D)	(D)	(D)
7542	Car washes	..	..	..	..	20	(D)	(D)	(D)	(D)
7549	Other automotive services	..	..	..	..	9	(D)	(D)	(D)	(D)
76	<b>Miscellaneous repair services</b>	††	††	††	††	168	54 170	18 628	4 384	1 022
762	Electrical and electronic repair shops	††	††	††	††	59	16 213	5 268	1 212	293
7622	Radio and TV repair shops	..	..	..	..	26	2 582	899	222	74
7623, 9	Other electrical and electronic repair shops	..	..	..	..	33	13 631	4 369	990	219
7623	Refrigeration and air-conditioning repair shops	..	..	..	..	11	4 872	1 468	331	82
7629	Electrical and electronic repair shops, n.e.c.	..	..	..	..	22	8 759	2 901	659	137
764	Reupholstery and furniture repair	††	††	††	††	16	1 780	545	150	60
763, 9	Other repair shops and related services	††	††	††	††	93	36 177	12 815	3 022	669
763	Watch, clock, and jewelry repair	..	..	..	..	3	777	134	36	14
769	Miscellaneous repair and related services	..	..	..	..	90	35 400	12 681	2 986	655
7692	Welding repair	..	..	..	..	13	5 341	2 125	444	99
7694	Armature rewinding shops	..	..	..	..	7	6 382	2 153	575	110
7699	Repair shops and related services, n.e.c.	..	..	..	..	70	23 677	8 403	1 967	446

**Table 6. Summary Statistics for Firms Subject to Federal Income Tax for Counties With 300 Establishments or More: 1982—Con.**

[For meaning of abbreviations and symbols, see introductory text. For explanation of terms and comparability of 1977 and 1982 censuses, see appendix A. For information on geographic areas followed by Δ, see appendix F]

SIC code	Geographic area and kind of business or operation	All establishments				Establishments with payroll				
		Number	Receipts (\$1,000)	Unincorporated businesses or operations		Number	Receipts (\$1,000)	Annual payroll (\$1,000)	First quarter payroll (\$1,000)	Paid employees for pay period including March 12 (number)
				Individual proprietorships (number)	Partnerships (number)					
<b>UNION COUNTY—Con.</b>										
78, 79	Amusement and recreation services, including motion pictures...	††	††	††	††	105	36 590	9 016	2 007	936
781, 2	Motion picture production, distribution, and services .....	††	††	††	††	6	6 586	1 145	277	48
783	Motion picture theaters.....	††	††	††	††	18	4 972	1 101	266	189
7832	Motion picture theaters, except drive-in .....	**	**	**	**	16	(D)	(D)	(D)	(D)
7833	Drive-in motion picture theaters .....	**	**	**	**	2	(D)	(D)	(D)	(D)
792	Producers, orchestras, and entertainers .....	††	††	††	††	11	1 971	777	132	64
7922	Theatrical producers (except motion picture) and miscellaneous theatrical services .....	**	**	**	**	4	877	259	25	7
7929	Bands, orchestras, actors, and other entertainers and entertainment groups .....	**	**	**	**	7	1 094	518	107	57
793	Bowling alleys and billiards and pool establishments .....	††	††	††	††	13	4 434	1 573	439	213
7932	Billiard and pool establishments.....	††	††	††	††	-	-	-	-	-
7933	Bowling alleys.....	††	††	††	††	13	4 434	1 573	439	213
79 ex. 792, 3	Commercial sports and other amusement and recreation services .....	††	††	††	††	57	18 627	4 420	893	422
794	Commercial sports.....	††	††	††	††	1	(D)	(D)	(D)	(D)
7941	Professional sports clubs, managers, promoters .....	††	††	††	††	-	-	-	-	-
7948	Racing, including track operation .....	††	††	††	††	1	(D)	(D)	(D)	(D)
79 ex. 792, 3, 4	Other amusement and recreation services .....	††	††	††	††	56	(D)	(D)	(D)	(D)
791	Dance halls, studios, and schools .....	**	**	**	**	16	1 630	577	137	118
7992	Public golf courses .....	**	**	**	**	-	-	-	-	-
7993	Coin-operated amusement device operators .....	**	**	**	**	11	10 086	1 864	422	137
7996	Amusement parks .....	**	**	**	**	-	(D)	(D)	(D)	(D)
7997	Membership sports and recreation clubs .....	**	**	**	**	11	4 887	1 445	253	118
7999	Amusement and recreation services, n.e.c. ....	**	**	**	**	18	(D)	(D)	(D)	(D)
7999 pt.	Concession operators of amusement devices, rides .....	**	**	**	**	-	-	-	-	-
7999 pt.	Carnivals, circuses, and fairs.....	**	**	**	**	1	(D)	(D)	(D)	(D)
7999 pt.	Other commercial recreation and amusements.....	**	**	**	**	17	(D)	(D)	(D)	(D)
80, ex. 806	Health services, except hospitals .....	††	††	††	††	939	243 961	111 415	26 419	5 355
801	Offices of physicians.....	††	††	††	††	458	128 472	67 435	16 211	2 064
802	Offices of dentists .....	††	††	††	††	294	49 756	17 392	4 083	1 177
803	Offices of osteopathic physicians.....	††	††	††	††	19	4 460	2 082	521	76
8041	Offices of chiropractors .....	††	††	††	††	22	2 420	710	159	65
8042	Offices of optometrists .....	††	††	††	††	23	3 634	681	217	89
805	Nursing and personal care facilities.....	††	††	††	††	13	22 485	10 899	2 495	1 053
8049, 807, 8, 9	Other health services .....	††	††	††	††	110	32 734	12 016	2 733	831
807	Medical and dental laboratories .....	††	††	††	††	38	18 973	6 216	1 375	346
8071	Medical laboratories .....	††	††	††	††	14	(D)	(D)	(D)	(D)
8072	Dental laboratories .....	††	††	††	††	24	(D)	(D)	(D)	(D)
8049, 808, 9	Other health services, n.e.c. ....	††	††	††	††	72	13 761	5 800	1 358	485
81	Legal services.....	††	††	††	††	354	82 057	30 007	6 732	1 404
823, 4, 9	Selected educational services.....	††	††	††	††	26	14 736	5 628	1 482	400
823	Libraries and information centers .....	**	**	**	**	-	-	-	-	-
824	Correspondence schools and vocational schools.....	**	**	**	**	10	7 947	3 360	820	202
829	Schools and educational services, n.e.c. ....	**	**	**	**	16	6 789	2 268	662	198
891	Engineering, architectural, and surveying services .....	††	††	††	††	123	107 968	39 172	8 870	1 289
891 pt.	Architectural services .....	**	**	**	**	37	7 516	3 058	750	117
891 pt.	Engineering services.....	**	**	**	**	73	98 687	35 357	7 960	1 123
891 pt.	Surveying services.....	**	**	**	**	13	1 765	757	160	49
893	Accounting, auditing, and bookkeeping services .....	††	††	††	††	153	32 163	11 895	2 850	695
83, 892, 9	Social and other services.....	††	††	††	††	55	8 811	3 692	871	326
83	Social services .....	**	**	**	**	35	4 044	1 696	407	226
835	Child day care services .....	**	**	**	**	22	1 819	841	214	151
832, 3, 6, 9	Other social services.....	**	**	**	**	13	2 225	855	193	75
892, 9	Other services .....	**	**	**	**	20	4 767	1 996	464	100

**Table 6. Summary Statistics for Firms Subject to Federal Income Tax for Counties With 300 Establishments or More: 1982—Con.**

[For meaning of abbreviations and symbols, see introductory text. For explanation of terms and comparability of 1977 and 1982 censuses, see appendix A. For information on geographic areas followed by Δ, see appendix F]

SIC code	Geographic area and kind of business or operation	All establishments				Establishments with payroll				
		Number	Receipts (\$1,000)	Unincorporated businesses or operations		Number	Receipts (\$1,000)	Annual payroll (\$1,000)	First quarter payroll (\$1,000)	Paid employees for pay period including March 12 (number)
				Individual proprietorships (number)	Partnerships (number)					
<b>WARREN COUNTY</b>										
	<b>Total</b> .....	††	††	††	††	434	61 683	21 848	4 732	1 707
70	<b>Hotels, motels, and other lodging places</b> .....	††	††	††	††	7	1 474	280	53	30
7011	Hotels, motor hotels, and motels.....	††	††	††	††	4	1 217	227	44	26
7011 pt.	Hotels.....	††	††	††	††	-	-	-	-	-
7011 pt.	Motels, motor hotels, and tourist courts.....	††	††	††	††	4	1 217	227	44	26
702, 3, 4	Other lodging places.....	††	††	††	††	3	257	53	9	4
72	<b>Personal services</b> .....	††	††	††	††	65	4 931	1 525	377	223
721	Laundry, cleaning, and garment services.....	††	††	††	††	13	1 632	558	125	57
7215	Coin-operated laundries and dry cleaning.....	††	††	††	††	3	191	35	9	5
721 ex.	Other laundry, cleaning, and garment services.....	††	††	††	††	10	1 441	523	116	52
7215	Power laundries, family and commercial*.....	**	**	**	**	1	(D)	(D)	(D)	(D)
7216	Dry-cleaning plants, except rug cleaning*.....	**	**	**	**	7	(D)	(D)	(D)	(D)
Other 721	Laundry and cleaning services, n.e.c.*.....	**	**	**	**	2	(D)	(D)	(D)	(D)
722	Photographic studios, portrait.....	††	††	††	††	-	-	-	-	-
723, 4	Beauty and barber shops.....	††	††	††	††	33	1 401	565	129	93
723	Beauty shops.....	††	††	††	††	30	1 233	481	108	85
724	Barber shops.....	††	††	††	††	3	168	84	21	8
725	Shoe repair, shoe shine, and hat-cleaning shops.....	††	††	††	††	-	-	-	-	-
726	Funeral service and crematories.....	††	††	††	††	12	1 535	293	64	26
729	Miscellaneous personal services.....	††	††	††	††	7	363	109	59	47
73	<b>Business services</b> .....	††	††	††	††	57	7 750	2 884	597	261
731	Advertising.....	††	††	††	††	3	(D)	(D)	(D)	(D)
734	Services to dwellings and other buildings.....	††	††	††	††	17	1 240	575	110	90
737	Computer and data processing services.....	††	††	††	††	4	800	234	37	23
7392	Management, consulting, and public relations services.....	††	††	††	††	8	1 342	464	105	21
7394	Equipment rental and leasing services.....	††	††	††	††	6	978	248	33	13
Other 73	Other business services.....	††	††	††	††	19	(D)	(D)	(D)	(D)
75	<b>Automotive repair, services, and garages</b> .....	††	††	††	††	46	9 093	1 895	407	139
751	Automotive rental and leasing, without drivers.....	††	††	††	††	4	(D)	(D)	(D)	(D)
752	Automobile parking.....	††	††	††	††	-	-	-	-	-
753	Automotive repair shops.....	††	††	††	††	42	(D)	(D)	(D)	(D)
7538	General automotive repair shops.....	††	††	††	††	14	1 835	465	69	35
7531	Top and body repair shops.....	††	††	††	††	16	2 017	542	125	42
7534, 5, 9	Other automotive repair shops.....	††	††	††	††	12	(D)	(D)	(D)	(D)
754	Automotive services, except repair.....	††	††	††	††	-	-	-	-	-
76	<b>Miscellaneous repair services</b> .....	††	††	††	††	14	1 875	475	106	36
762	Electrical and electronic repair shops.....	††	††	††	††	6	588	183	41	14
7622	Radio and TV repair shops.....	††	††	††	††	3	(D)	(D)	(D)	(D)
7623, 9	Other electrical and electronic repair shops.....	††	††	††	††	3	(D)	(D)	(D)	(D)
764	Reupholstery and furniture repair.....	††	††	††	††	2	(D)	(D)	(D)	(D)
763, 9	Other repair shops and related services.....	††	††	††	††	6	(D)	(D)	(D)	(D)
78, 79	<b>Amusement and recreation services, including motion pictures</b> .....	††	††	††	††	23	4 415	1 409	218	155
781, 2	Motion picture production, distribution, and services.....	††	††	††	††	1	(D)	(D)	(D)	(D)
783	Motion picture theaters.....	††	††	††	††	2	(D)	(D)	(D)	(D)
792	Producers, orchestras, and entertainers.....	††	††	††	††	-	-	-	-	-
793	Bowling alleys and billiards and pool establishments.....	††	††	††	††	4	1 123	422	76	39
79 ex. 792, 3	Commercial sports and other amusement and recreation services.....	††	††	††	††	16	2 796	866	117	92
80, ex. 806	<b>Health services, except hospitals</b> .....	††	††	††	††	115	21 140	9 256	2 047	561
801	Offices of physicians.....	††	††	††	††	59	12 181	5 585	1 245	206
802	Offices of dentists.....	††	††	††	††	33	3 811	1 260	279	104
803	Offices of osteopathic physicians.....	††	††	††	††	2	(D)	(D)	(D)	(D)
8041	Offices of chiropractors.....	††	††	††	††	3	(D)	(D)	(D)	(D)
8042	Offices of optometrists.....	††	††	††	††	6	461	67	15	12
805	Nursing and personal care facilities.....	††	††	††	††	3	2 713	1 686	367	189
8049, 807, 8, 9	Other health services.....	††	††	††	††	9	1 685	607	132	45
81	<b>Legal services</b> .....	††	††	††	††	50	5 713	1 959	424	122
823, 4, 9	<b>Selected educational services</b> .....	††	††	††	††	3	(D)	(D)	(D)	(D)
891	<b>Engineering, architectural, and surveying services</b> .....	††	††	††	††	24	3 133	1 540	340	90
893	<b>Accounting, auditing, and bookkeeping services</b> .....	††	††	††	††	16	1 128	308	84	31
83, 892, 9	<b>Social and other services</b> .....	††	††	††	††	14	(D)	(D)	(D)	(D)
83	Social services.....	**	**	**	**	13	(D)	(D)	(D)	(D)
892, 9	Other services.....	**	**	**	**	1	(D)	(D)	(D)	(D)

**Table 7. Summary Statistics for Firms Subject to Federal Income Tax for Places With 300 Establishments or More: 1982**

[For meaning of abbreviations and symbols, see introductory text. For explanation of terms and comparability of 1977 and 1982 censuses, see appendix A. For information on geographic areas followed by Δ, see appendix F.]

SIC code	Geographic area and kind of business or operation	All establishments				Establishments with payroll				
		Number	Receipts (\$1,000)	Unincorporated businesses or operations		Number	Receipts (\$1,000)	Annual payroll (\$1,000)	First quarter payroll (\$1,000)	Paid employees for pay period including March 12 (number)
				Individual proprietorships (number)	Partnerships (number)					
<b>ATLANTIC CITY</b>										
	Total.....	††	††	††	††	414	1 962 447	541 323	125 678	31 630
70	Hotels, motels, and other lodging places.....	††	††	††	††	78	1 850 533	493 047	114 383	28 351
7011	Hotels, motor hotels, and motels.....	††	††	††	††	74	1 849 633	492 828	114 333	28 318
7011 pt.	Hotels.....	††	††	††	††	46	1 829 811	487 346	113 182	27 717
7011 pt.	Motels, motor hotels, and tourist courts.....	††	††	††	††	28	19 822	5 482	1 151	601
702, 3, 4	Other lodging places.....	††	††	††	††	4	900	219	50	33
72	Personal services.....	††	††	††	††	46	10 520	3 642	849	373
721	Laundry, cleaning, and garment services.....	††	††	††	††	14	7 528	2 557	577	204
7215	Coin-operated laundries and dry cleaning.....	††	††	††	††	-	-	-	-	-
721 ex.	Other laundry, cleaning, and garment services.....	††	††	††	††	14	7 528	2 557	577	204
7215	Power laundries, family and commercial*.....	**	**	**	**	3	(D)	(D)	(D)	(D)
7211	Dry-cleaning plants, except rug cleaning*.....	**	**	**	**	6	1 049	358	84	34
7216	Laundry and cleaning services, n.e.c.*.....	**	**	**	**	5	(D)	(D)	(D)	(D)
Other 721										
722	Photographic studios, portrait.....	††	††	††	††	1	(D)	(D)	(D)	(D)
723, 4	Beauty and barber shops.....	††	††	††	††	20	885	411	86	64
723	Beauty shops.....	††	††	††	††	18	(D)	(D)	(D)	(D)
724	Barber shops.....	††	††	††	††	2	(D)	(D)	(D)	(D)
725	Shoe repair, shoe shine, and hat-cleaning shops.....	††	††	††	††	1	(D)	(D)	(D)	(D)
726	Funeral service and crematories.....	††	††	††	††	5	1 118	283	67	20
729	Miscellaneous personal services.....	††	††	††	††	5	(D)	(D)	(D)	(D)
73	Business services.....	††	††	††	††	51	26 878	12 800	3 101	1 219
731	Advertising.....	††	††	††	††	8	4 330	1 442	290	77
734	Services to dwellings and other buildings.....	††	††	††	††	8	7 537	4 968	1 195	456
737	Computer and data processing services.....	††	††	††	††	6	2 260	895	208	43
7392	Management, consulting, and public relations services.....	††	††	††	††	6	1 682	633	195	38
7394	Equipment rental and leasing services.....	††	††	††	††	1	(D)	(D)	(D)	(D)
Other 73	Other business services.....	††	††	††	††	22	(D)	(D)	(D)	(D)
75	Automotive repair, services, and garages.....	††	††	††	††	46	7 434	1 974	416	227
751	Automotive rental and leasing, without drivers.....	††	††	††	††	1	(D)	(D)	(D)	(D)
752	Automobile parking.....	††	††	††	††	31	4 964	1 318	264	172
753	Automotive repair shops.....	††	††	††	††	12	1 576	459	97	30
7538	General automotive repair shops.....	††	††	††	††	5	(D)	(D)	(D)	(D)
7531	Top and body repair shops.....	††	††	††	††	6	893	310	60	19
7534, 5, 9	Other automotive repair shops.....	††	††	††	††	1	(D)	(D)	(D)	(D)
754	Automotive services, except repair.....	††	††	††	††	2	(D)	(D)	(D)	(D)
76	Miscellaneous repair services.....	††	††	††	††	6	800	192	35	13
762	Electrical and electronic repair shops.....	††	††	††	††	2	(D)	(D)	(D)	(D)
7622	Radio and TV repair shops.....	††	††	††	††	1	(D)	(D)	(D)	(D)
7623, 9	Other electrical and electronic repair shops.....	††	††	††	††	1	(D)	(D)	(D)	(D)
764	Reupholstery and furniture repair.....	††	††	††	††	-	-	-	-	-
763, 9	Other repair shops and related services.....	††	††	††	††	4	(D)	(D)	(D)	(D)
78, 79	Amusement and recreation services, including motion pictures.....	††	††	††	††	24	8 156	3 301	557	150
781, 2	Motion picture production, distribution, and services.....	††	††	††	††	1	(D)	(D)	(D)	(D)
783	Motion picture theaters.....	††	††	††	††	1	(D)	(D)	(D)	(D)
792	Producers, orchestras, and entertainers.....	††	††	††	††	4	(D)	(D)	(D)	(D)
793	Bowling alleys and billiards and pool establishments.....	††	††	††	††	-	(D)	(D)	(D)	(D)
79 ex. 792, 3	Commercial sports and other amusement and recreation services.....	††	††	††	††	18	4 926	1 480	238	83
80, ex. 806	Health services, except hospitals.....	††	††	††	††	61	19 612	9 004	2 208	540
801	Offices of physicians.....	††	††	††	††	34	12 036	5 795	1 466	194
802	Offices of dentists.....	††	††	††	††	9	1 065	306	62	19
803	Offices of osteopathic physicians.....	††	††	††	††	-	-	-	-	-
8041	Offices of chiropractors.....	††	††	††	††	2	(D)	(D)	(D)	(D)
8042	Offices of optometrists.....	††	††	††	††	4	36	127	24	12
805	Nursing and personal care facilities.....	††	††	††	††	4	(D)	(D)	(D)	(D)
8049, 807, 8, 9	Other health services.....	††	††	††	††	8	607	235	45	17
81	Legal services.....	††	††	††	††	63	22 661	10 910	2 554	430
823, 4, 9	Selected educational services.....	††	††	††	††	7	(D)	(D)	(D)	(D)
891	Engineering, architectural, and surveying services.....	††	††	††	††	12	3 739	1 104	209	49
893	Accounting, auditing, and bookkeeping services.....	††	††	††	††	13	8 717	3 960	1 052	177
83, 892, 9	Social and other services.....	††	††	††	††	7	(D)	(D)	(D)	(D)
83	Social services.....	**	**	**	**	5	484	170	38	23
892, 9	Other services.....	**	**	**	**	2	(D)	(D)	(D)	(D)



**Table 7. Summary Statistics for Firms Subject to Federal Income Tax for Places With 300 Establishments or More: 1982—Con.**

[For meaning of abbreviations and symbols, see introductory text. For explanation of terms and comparability of 1977 and 1982 censuses, see appendix A. For information on geographic areas followed by Δ, see appendix F]

SIC code	Geographic area and kind of business or operation	All establishments				Establishments with payroll				
		Number	Receipts (\$1,000)	Unincorporated businesses or operations		Number	Receipts (\$1,000)	Annual payroll (\$1,000)	First quarter payroll (\$1,000)	Paid employees for pay period including March 12 (number)
				Individual proprietors (number)	Partnerships (number)					
	<b>BAYONNE</b>									
	Total.....	††	††	††	††	312	75 124	25 802	5 741	2 113
70	Hoteles, motels, and other lodging places.....	††	††	††	††	2	(D)	(D)	(D)	(D)
7011	Hoteles, motor hoteles, and motels.....	††	††	††	††	1	(D)	(D)	(D)	(D)
7011 pt.	Hoteles.....	††	††	††	††	-	-	-	-	-
7011 pt.	Hoteles, motor hoteles, and tourist courts.....	††	††	††	††	1	(D)	(D)	(D)	(D)
702, 3, 4	Other lodging places.....	††	††	††	††	1	(D)	(D)	(D)	(D)
72	Personal services.....	††	††	††	††	68	5 649	2 046	492	293
721	Laundry, cleaning, and garment services.....	††	††	††	††	12	1 738	696	173	97
7215	Coin-operated laundries and dry cleaning.....	††	††	††	††	-	-	-	-	-
721 ex.	Other laundry, cleaning, and garment services.....	††	††	††	††	12	1 738	696	173	97
7215	Power laundries, family and commercial*.....	..	..	..	..	2	(D)	(D)	(D)	(D)
7211	Dry-cleaning plants, except rug cleaning*.....	..	..	..	..	8	680	227	55	39
7216	Laundry and cleaning services, n.e.c.*.....	..	..	..	..	2	(D)	(D)	(D)	(D)
Other 721										
722	Photographic studios, portrait.....	††	††	††	††	-	-	-	-	-
723, 4	Beauty and barber shops.....	††	††	††	††	40	1 477	578	134	98
723	Beauty shops.....	††	††	††	††	36	1 384	541	126	94
724	Barber shops.....	††	††	††	††	4	93	37	8	4
725	Shoe repair, shoe shine, and hat-cleaning shops.....	††	††	††	††	-	-	-	-	-
726	Funeral service and crematories.....	††	††	††	††	9	1 573	337	87	25
729	Miscellaneous personal services.....	††	††	††	††	7	861	435	98	73
73	Business services.....	††	††	††	††	28	(D)	(D)	(D)	(D)
731	Advertising.....	††	††	††	††	-	-	-	-	-
734	Services to dwellings and other buildings.....	††	††	††	††	5	(D)	(D)	(D)	(D)
737	Computer and data processing services.....	††	††	††	††	2	(D)	(D)	(D)	(D)
7392	Management, consulting, and public relations services.....	††	††	††	††	5	2 754	875	205	41
7394	Equipment rental and leasing services.....	††	††	††	††	2	(D)	(D)	(D)	(D)
Other 73	Other business services.....	††	††	††	††	14	10 924	5 913	1 101	775
75	Automotive repair, services, and garages.....	††	††	††	††	26	(D)	(D)	(D)	(D)
751	Automotive rental and leasing, without drivers.....	††	††	††	††	4	(D)	(D)	(D)	(D)
752	Automobile parking.....	††	††	††	††	-	-	-	-	-
753	Automotive repair shops.....	††	††	††	††	20	(D)	(D)	(D)	(D)
7538	General automotive repair shops.....	††	††	††	††	10	1 022	315	76	32
7531	Top and body repair shops.....	††	††	††	††	8	1 286	361	88	32
7534, 5, 9	Other automotive repair shops.....	††	††	††	††	2	(D)	(D)	(D)	(D)
754	Automotive services, except repair.....	††	††	††	††	2	(D)	(D)	(D)	(D)
76	Miscellaneous repair services.....	††	††	††	††	24	16 358	5 271	1 305	276
762	Electrical and electronic repair shops.....	††	††	††	††	7	575	192	46	12
7622	Radio and TV repair shops.....	††	††	††	††	2	(D)	(D)	(D)	(D)
7623, 9	Other electrical and electronic repair shops.....	††	††	††	††	5	(D)	(D)	(D)	(D)
764	Reupholstery and furniture repair.....	††	††	††	††	2	(D)	(D)	(D)	(D)
763, 9	Other repair shops and related services.....	††	††	††	††	15	(D)	(D)	(D)	(D)
78, 79	Amusement and recreation services, including motion pictures.....	††	††	††	††	4	426	156	39	12
781, 2	Motion picture production, distribution, and services.....	††	††	††	††	1	(D)	(D)	(D)	(D)
783	Motion picture theaters.....	††	††	††	††	1	(D)	(D)	(D)	(D)
792	Producers, orchestras, and entertainers.....	††	††	††	††	-	-	-	-	-
793	Bowling alleys and billiards and pool establishments.....	††	††	††	††	-	-	-	-	-
79 ex. 792, 3	Commercial sports and other amusement and recreation services.....	††	††	††	††	2	(D)	(D)	(D)	(D)
80, ex. 806	Health services, except hospitals.....	††	††	††	††	114	(D)	(D)	(D)	(D)
801	Offices of physicians.....	††	††	††	††	66	10 083	4 136	947	160
802	Offices of dentists.....	††	††	††	††	30	5 284	2 207	490	123
803	Offices of osteopathic physicians.....	††	††	††	††	3	(D)	(D)	(D)	(D)
8041	Offices of chiropractors.....	††	††	††	††	3	117	26	6	5
8042	Offices of optometrists.....	††	††	††	††	3	(D)	(D)	(D)	(D)
805	Nursing and personal care facilities.....	††	††	††	††	-	-	-	-	-
8049, 807, 8, 9	Other health services.....	††	††	††	††	9	1 656	557	128	44
81	Legal services.....	††	††	††	††	31	3 182	1 138	200	70
823, 4, 9	Selected educational services.....	††	††	††	††	1	(D)	(D)	(D)	(D)
891	Engineering, architectural, and surveying services.....	††	††	††	††	1	(D)	(D)	(D)	(D)
893	Accounting, auditing, and bookkeeping services.....	††	††	††	††	9	736	203	52	24
83, 892, 9	Social and other services.....	††	††	††	††	4	200	88	19	22
83	Social services.....	..	..	..	..	4	200	88	19	22
892, 9	Other services.....	..	..	..	..	-	-	-	-	-

**Table 7. Summary Statistics for Firms Subject to Federal Income Tax for Places With 300 Establishments or More: 1982—Con.**

[For meaning of abbreviations and symbols, see introductory text. For explanation of terms and comparability of 1977 and 1982 censuses, see appendix A. For information on geographic areas followed by Δ, see appendix F]

SIC code	Geographic area and kind of business or operation	All establishments				Establishments with payroll				
		Number	Receipts (\$1,000)	Unincorporated businesses or operations		Number	Receipts (\$1,000)	Annual payroll (\$1,000)	First quarter payroll (\$1,000)	Paid employees for pay period including March 12 (number)
				Individual proprietorships (number)	Partnerships (number)					
	<b>BLOOMFIELD TOWNSHIP Δ</b>									
	<b>Total</b> .....	††	††	††	††	313	184 945	100 807	23 673	4 985
70	<b>Hotels, motels, and other lodging places</b> .....	††	††	††	††	2	(D)	(D)	(D)	(D)
7011	Hotels, motor hotels, and motels.....	††	††	††	††	-	-	-	-	-
7011 pt.	Hotels.....	††	††	††	††	-	-	-	-	-
7011 pt.	Motels, motor hotels, and tourist courts.....	††	††	††	††	-	-	-	-	-
702, 3, 4	Other lodging places.....	††	††	††	††	2	(D)	(D)	(D)	(D)
72	<b>Personal services</b> .....	††	††	††	††	60	(D)	(D)	(D)	(D)
721	Laundry, cleaning, and garment services.....	††	††	††	††	18	(D)	(D)	(D)	(D)
7215	Coin-operated laundries and dry cleaning.....	††	††	††	††	4	(D)	(D)	(D)	(D)
721 ex. 7215	Other laundry, cleaning, and garment services.....	††	††	††	††	14	(D)	(D)	(D)	(D)
7211	Power laundries, family and commercial*.....	**	**	**	**	-	-	-	-	-
7216	Dry-cleaning plants, except rug cleaning*.....	**	**	**	**	12	(D)	(D)	(D)	(D)
Other 721	Laundry and cleaning services, n.e.c.*.....	**	**	**	**	2	(D)	(D)	(D)	(D)
722	Photographic studios, portrait.....	††	††	††	††	3	140	18	4	3
723, 4	Beauty and barber shops.....	††	††	††	††	29	(D)	(D)	(D)	(D)
723	Beauty shops.....	††	††	††	††	24	(D)	(D)	(D)	(D)
724	Barber shops.....	††	††	††	††	5	(D)	(D)	(D)	(D)
725	Shoe repair, shoe shine, and hat-cleaning shops.....	††	††	††	††	7	-	-	-	-
726	Funeral service and crematories.....	††	††	††	††	-	(D)	(D)	(D)	(D)
729	Miscellaneous personal services.....	††	††	††	††	3	(D)	(D)	(D)	(D)
73	<b>Business services</b> .....	††	††	††	††	49	24 320	13 434	2 870	1 227
731	Advertising.....	††	††	††	††	3	704	401	125	34
734	Services to dwellings and other buildings.....	††	††	††	††	9	(D)	(D)	(D)	(D)
737	Computer and data processing services.....	††	††	††	††	6	4 763	1 487	387	120
7392	Management, consulting, and public relations services.....	††	††	††	††	9	5 262	3 108	465	61
7394	Equipment rental and leasing services.....	††	††	††	††	3	(D)	(D)	(D)	(D)
Other 73	Other business services.....	††	††	††	††	19	7 511	4 366	1 119	504
75	<b>Automotive repair, services, and garages</b> .....	††	††	††	††	34	7 759	2 915	585	316
751	Automotive rental and leasing, without drivers.....	††	††	††	††	4	902	128	26	14
752	Automobile parking.....	††	††	††	††	-	-	-	-	-
753	Automotive repair shops.....	††	††	††	††	27	6 570	2 704	532	289
7538	General automotive repair shops.....	††	††	††	††	10	837	211	50	18
7531	Top and body repair shops.....	††	††	††	††	8	3 499	1 856	343	229
7534, 5, 9	Other automotive repair shops.....	††	††	††	††	9	2 234	637	139	42
754	Automotive services, except repair.....	††	††	††	††	3	287	83	27	13
76	<b>Miscellaneous repair services</b> .....	††	††	††	††	16	(D)	(D)	(D)	(D)
762	Electrical and electronic repair shops.....	††	††	††	††	8	(D)	(D)	(D)	(D)
7622	Radio and TV repair shops.....	††	††	††	††	3	(D)	(D)	(D)	(D)
7623, 9	Other electrical and electronic repair shops.....	††	††	††	††	5	(D)	(D)	(D)	(D)
764	Reupholstery and furniture repair.....	††	††	††	††	2	(D)	(D)	(D)	(D)
763, 9	Other repair shops and related services.....	††	††	††	††	6	(D)	(D)	(D)	(D)
78, 79	<b>Amusement and recreation services, including motion pictures</b> .....	††	††	††	††	7	(D)	(D)	(D)	(D)
781, 2	Motion picture production, distribution, and services.....	††	††	††	††	-	-	-	-	-
783	Motion picture theaters.....	††	††	††	††	2	(D)	(D)	(D)	(D)
792	Producers, orchestras, and entertainers.....	††	††	††	††	1	(D)	(D)	(D)	(D)
793	Bowling alleys and billiards and pool establishments.....	††	††	††	††	-	-	-	-	-
79 ex. 792, 3	Commercial sports and other amusement and recreation services.....	††	††	††	††	4	(D)	(D)	(D)	(D)
80, ex. 806	<b>Health services, except hospitals</b> .....	††	††	††	††	69	15 267	5 172	1 303	358
801	Offices of physicians.....	††	††	††	††	23	3 351	1 601	477	65
802	Offices of dentists.....	††	††	††	††	30	4 579	1 340	295	114
803	Offices of osteopathic physicians.....	††	††	††	††	1	(D)	(D)	(D)	(D)
8041	Offices of chiropractors.....	††	††	††	††	1	(D)	(D)	(D)	(D)
8042	Offices of optometrists.....	††	††	††	††	1	(D)	(D)	(D)	(D)
805	Nursing and personal care facilities.....	††	††	††	††	3	(D)	(D)	(D)	(D)
8049, 807, 8, 9	Other health services.....	††	††	††	††	10	5 238	1 310	342	72
81	<b>Legal services</b> .....	††	††	††	††	46	6 599	2 169	400	119
823, 4, 9	<b>Selected educational services</b> .....	††	††	††	††	2	(D)	(D)	(D)	(D)
891	<b>Engineering, architectural, and surveying services</b> .....	††	††	††	††	10	(D)	(D)	(D)	(D)
893	<b>Accounting, auditing, and bookkeeping services</b> .....	††	††	††	††	13	(D)	(D)	(D)	(D)
83, 892, 9	<b>Social and other services</b> .....	††	††	††	††	5	444	221	51	58
83	Social services.....	**	**	**	**	5	444	221	51	58
892, 9	Other services.....	**	**	**	**	-	-	-	-	-

**Table 7. Summary Statistics for Firms Subject to Federal Income Tax for Places With 300 Establishments or More: 1982—Con.**

For meaning of abbreviations and symbols, see introductory text. For explanation of terms and comparability of 1977 and 1982 censuses, see appendix A. For information on geographic areas followed by Δ, see appendix F.]

SIC code	Geographic area and kind of business or operation	All establishments				Establishments with payroll				
		Number	Receipts (\$1,000)	Unincorporated businesses or operations		Number	Receipts (\$1,000)	Annual payroll (\$1,000)	First quarter payroll (\$1,000)	Paid employees for pay period including March 12 (number)
				Individual proprietorships (number)	Partnerships (number)					
	<b>CHERRY HILL TOWNSHIP</b>									
	Total.....	††	††	††	††	824	340 803	138 116	32 809	8 442
'0	Hotels, motels, and other lodging places.....	††	††	††	††	11	23 194	7 406	1 836	957
'011	Hotels, motor hotels, and motels.....	††	††	††	††	11	23 194	7 406	1 836	957
'011 pt.	Hotels.....	††	††	††	††	4	18 060	5 687	1 338	768
'011 pt.	Motels, motor hotels, and tourist courts.....	††	††	††	††	7	5 134	1 719	498	189
'02, 3, 4	Other lodging places.....	††	††	††	††	-	-	-	-	-
'2	Personal services.....	††	††	††	††	89	11 035	3 861	971	547
'21	Laundry, cleaning, and garment services.....	††	††	††	††	16	2 307	920	260	107
'215	Coin-operated laundries and dry cleaning.....	††	††	††	††	2	(D)	(D)	(D)	(D)
'21 ex. 7215	Other laundry, cleaning, and garment services.....	††	††	††	††	14	(D)	(D)	(D)	(D)
'211	Power laundries, family and commercial*.....	..	..	..	..	-	-	-	-	-
'216	Dry-cleaning plants, except rug cleaning*.....	..	..	..	..	11	2 006	828	241	102
Other 721	Laundry and cleaning services, n.e.c.*.....	..	..	..	..	3	(D)	(D)	(D)	(D)
722	Photographic studios, portrait.....	††	††	††	††	4	1 865	362	85	51
723, 4	Beauty and barber shops.....	††	††	††	††	43	3 408	1 474	340	258
723	Beauty shops.....	††	††	††	††	39	3 057	1 301	298	235
724	Barber shops.....	††	††	††	††	4	351	173	42	23
725	Shoe repair, shoe shine, and hat-cleaning shops.....	††	††	††	††	2	(D)	(D)	(D)	(D)
726	Funeral service and crematories.....	††	††	††	††	4	929	164	43	11
729	Miscellaneous personal services.....	††	††	††	††	20	(D)	(D)	(D)	(D)
73	Business services.....	††	††	††	††	201	131 472	51 798	12 127	3 115
731	Advertising.....	††	††	††	††	6	(D)	(D)	(D)	(D)
734	Services to dwellings and other buildings.....	††	††	††	††	19	4 008	1 942	422	228
737	Computer and data processing services.....	††	††	††	††	35	49 022	19 479	4 575	865
7392	Management, consulting, and public relations services.....	††	††	††	††	56	24 136	10 812	2 703	505
7394	Equipment rental and leasing services.....	††	††	††	††	11	9 671	1 698	386	93
Other 73	Other business services.....	††	††	††	††	74	(D)	(D)	(D)	(D)
75	Automotive repair, services, and garages.....	††	††	††	††	46	24 824	5 383	1 230	338
751	Automotive rental and leasing, without drivers.....	††	††	††	††	13	17 389	3 408	775	194
752	Automobile parking.....	††	††	††	††	1	(D)	(D)	(D)	(D)
753	Automotive repair shops.....	††	††	††	††	26	6 404	1 679	390	113
7538	General automotive repair shops.....	††	††	††	††	12	2 100	514	131	33
7531	Top and body repair shops.....	††	††	††	††	6	1 734	585	137	50
7534, 5, 9	Other automotive repair shops.....	††	††	††	††	8	2 570	580	122	30
754	Automotive services, except repair.....	††	††	††	††	6	(D)	(D)	(D)	(D)
76	Miscellaneous repair services.....	††	††	††	††	16	2 114	714	168	45
762	Electrical and electronic repair shops.....	††	††	††	††	4	1 002	354	87	20
7622	Radio and TV repair shops.....	††	††	††	††	2	(D)	(D)	(D)	(D)
7623, 9	Other electrical and electronic repair shops.....	††	††	††	††	2	(D)	(D)	(D)	(D)
764	Reupholstery and furniture repair.....	††	††	††	††	-	-	-	-	-
763, 9	Other repair shops and related services.....	††	††	††	††	12	1 112	360	81	25
78, 79	Amusement and recreation services, including motion pictures.....	††	††	††	††	35	10 757	2 671	710	340
781, 2	Motion picture production, distribution, and services.....	††	††	††	††	3	(D)	(D)	(D)	(D)
783	Motion picture theaters.....	††	††	††	††	5	2 095	343	81	65
792	Producers, orchestras, and entertainers.....	††	††	††	††	4	(D)	(D)	(D)	(D)
793	Bowling alleys and billiards and pool establishments.....	††	††	††	††	4	1 682	541	201	75
79 ex. 792, 3	Commercial sports and other amusement and recreation services.....	††	††	††	††	19	3 655	1 213	295	152
80, ex. 806	Health services, except hospitals.....	††	††	††	††	257	69 142	34 662	8 714	1 566
801	Offices of physicians.....	††	††	††	††	126	39 263	20 959	5 576	617
802	Offices of dentists.....	††	††	††	††	61	11 331	4 386	1 023	291
803	Offices of osteopathic physicians.....	††	††	††	††	30	7 968	4 444	1 052	161
8041	Offices of chiropractors.....	††	††	††	††	5	582	210	43	18
8042	Offices of optometrists.....	††	††	††	††	5	(D)	(D)	(D)	(D)
805	Nursing and personal care facilities.....	††	††	††	††	3	(D)	(D)	(D)	(D)
8049, 807, 8, 9	Other health services.....	††	††	††	††	27	5 834	2 784	628	286
81	Legal services.....	††	††	††	††	83	25 812	12 442	2 408	491
823, 4, 9	Selected educational services.....	††	††	††	††	13	1 433	396	90	43
891	Engineering, architectural, and surveying services.....	††	††	††	††	30	28 585	13 058	3 259	613
893	Accounting, auditing, and bookkeeping services.....	††	††	††	††	31	9 746	4 504	1 044	218
83, 892, 9	Social and other services.....	††	††	††	††	12	2 689	1 221	252	169
83	Social services.....	..	..	..	..	9	2 539	1 177	240	165
892, 9	Other services.....	..	..	..	..	3	150	44	12	4

**Table 7. Summary Statistics for Firms Subject to Federal Income Tax for Places With 300 Establishments or More: 1982—Con.**

[For meaning of abbreviations and symbols, see introductory text. For explanation of terms and comparability of 1977 and 1982 censuses, see appendix A. For information on geographic areas followed by Δ, see appendix F]

SIC code	Geographic area and kind of business or operation	All establishments				Establishments with payroll				
		Number	Receipts (\$1,000)	Unincorporated businesses or operations		Number	Receipts (\$1,000)	Annual payroll (\$1,000)	First quarter payroll (\$1,000)	Paid employees for pay period including March 12 (number)
				Individual proprietorships (number)	Partnerships (number)					
<b>CLIFTON</b>										
	Total .....	††	††	††	††	553	278 094	101 467	24 459	7 542
70	Hotels, motels, and other lodging places .....	††	††	††	††	7	18 549	5 314	1 213	765
7011	Hotels, motor hotels, and motels .....	††	††	††	††	7	18 549	5 314	1 213	765
7011 pt.	Hotels .....	††	††	††	††	1	(D)	(D)	(D)	(D)
7011 pt.	Motels, motor hotels, and tourist courts .....	††	††	††	††	6	(D)	(D)	(D)	(D)
702, 3, 4	Other lodging places .....	††	††	††	††	-	-	-	-	-
72	Personal services .....	††	††	††	††	75	7 485	2 393	637	445
721	Laundry, cleaning, and garment services .....	††	††	††	††	13	1 969	709	155	89
7215	Coin-operated laundries and dry cleaning .....	††	††	††	††	2	(D)	(D)	(D)	(D)
721 ex.	Other laundry, cleaning, and garment services .....	††	††	††	††	11	(D)	(D)	(D)	(D)
7215	Power laundries, family and commercial* .....	**	**	**	**	-	-	-	-	-
7216	Dry-cleaning plants, except rug cleaning* .....	**	**	**	**	9	1 763	655	144	85
Other 721	Laundry and cleaning services, n.e.c.* .....	**	**	**	**	2	(D)	(D)	(D)	(D)
722	Photographic studios, portrait .....	††	††	††	††	3	(D)	(D)	(D)	(D)
723, 4	Beauty and barber shops .....	††	††	††	††	46	2 243	789	182	130
723	Beauty shops .....	††	††	††	††	42	2 071	719	166	121
724	Barber shops .....	††	††	††	††	4	172	70	16	9
725	Shoe repair, shoe shine, and hat-cleaning shops .....	††	††	††	††	-	-	-	-	-
726	Funeral service and crematories .....	††	††	††	††	7	1 731	363	87	30
729	Miscellaneous personal services .....	††	††	††	††	6	(D)	(D)	(D)	(D)
73	Business services .....	††	††	††	††	130	164 656	56 763	13 620	4 450
731	Advertising .....	††	††	††	††	9	3 881	1 515	406	101
734	Services to dwellings and other buildings .....	††	††	††	††	9	817	363	84	64
737	Computer and data processing services .....	††	††	††	††	23	98 939	31 420	7 511	2 085
7392	Management, consulting, and public relations services .....	††	††	††	††	24	6 765	2 699	723	168
7394	Equipment rental and leasing services .....	††	††	††	††	7	8 458	392	79	34
Other 73	Other business services .....	††	††	††	††	58	45 796	20 374	4 817	1 998
75	Automotive repair, services, and garages .....	††	††	††	††	41	(D)	(D)	(D)	(D)
751	Automotive rental and leasing, without drivers .....	††	††	††	††	3	(D)	(D)	(D)	(D)
752	Automobile parking .....	††	††	††	††	-	-	-	-	-
753	Automotive repair shops .....	††	††	††	††	34	7 698	2 417	494	155
7538	General automotive repair shops .....	††	††	††	††	11	2 474	698	146	44
7531	Top and body repair shops .....	††	††	††	††	10	1 840	599	136	41
7534, 5, 9	Other automotive repair shops .....	††	††	††	††	13	3 384	1 120	212	70
754	Automotive services, except repair .....	††	††	††	††	4	448	141	33	11
76	Miscellaneous repair services .....	††	††	††	††	24	5 059	1 553	435	112
762	Electrical and electronic repair shops .....	††	††	††	††	8	693	293	66	26
7622	Radio and TV repair shops .....	††	††	††	††	5	514	246	57	23
7623, 9	Other electrical and electronic repair shops .....	††	††	††	††	3	179	47	9	3
764	Reupholstery and furniture repair .....	††	††	††	††	2	(D)	(D)	(D)	(D)
763, 9	Other repair shops and related services .....	††	††	††	††	14	(D)	(D)	(D)	(D)
78, 79	Amusement and recreation services, including motion pictures .....	††	††	††	††	21	3 494	984	231	114
781, 2	Motion picture production, distribution, and services .....	††	††	††	††	3	(D)	(D)	(D)	(D)
783	Motion picture theaters .....	††	††	††	††	2	(D)	(D)	(D)	(D)
792	Producers, orchestras, and entertainers .....	††	††	††	††	3	65	24	6	6
793	Bowling alleys and billiards and pool establishments .....	††	††	††	††	5	657	205	49	20
79 ex. 792, 3	Commercial sports and other amusement and recreation services .....	††	††	††	††	8	1 278	399	82	35
80, ex. 806	Health services, except hospitals .....	††	††	††	††	135	26 761	12 222	2 834	616
801	Offices of physicians .....	††	††	††	††	66	15 246	7 491	1 707	224
802	Offices of dentists .....	††	††	††	††	52	7 572	2 889	698	179
803	Offices of osteopathic physicians .....	††	††	††	††	1	(D)	(D)	(D)	(D)
8041	Offices of chiropractors .....	††	††	††	††	3	201	39	5	4
8042	Offices of optometrists .....	††	††	††	††	3	282	74	19	12
805	Nursing and personal care facilities .....	††	††	††	††	1	(D)	(D)	(D)	(D)
8049, 807, 8, 9	Other health services .....	††	††	††	††	9	2 625	1 248	291	123
81	Legal services .....	††	††	††	††	61	12 179	4 035	888	242
823, 4, 9	Selected educational services .....	††	††	††	††	3	(D)	(D)	(D)	(D)
891	Engineering, architectural, and surveying services .....	††	††	††	††	16	18 984	11 431	3 053	362
893	Accounting, auditing, and bookkeeping services .....	††	††	††	††	35	6 826	2 238	561	141
83, 892, 9	Social and other services .....	††	††	††	††	5	2 182	906	185	72
83	Social services .....	**	**	**	**	3	(D)	(D)	(D)	(D)
892, 9	Other services .....	**	**	**	**	2	(D)	(D)	(D)	(D)

**Table 7. Summary Statistics for Firms Subject to Federal Income Tax for Places With 300 Establishments or More: 1982—Con.**

[For meaning of abbreviations and symbols, see introductory text. For explanation of terms and comparability of 1977 and 1982 censuses, see appendix A. For information on geographic areas followed by Δ, see appendix F]

SIC code	Geographic area and kind of business or operation	All establishments				Establishments with payroll				
		Number	Receipts (\$1,000)	Unincorporated businesses or operations		Number	Receipts (\$1,000)	Annual payroll (\$1,000)	First quarter payroll (\$1,000)	Paid employees for pay period including March 12 (number)
				Individual proprietorships (number)	Partnerships (number)					
<b>DOVER TOWNSHIP</b>										
	Total.....	††	††	††	††	497	106 263	44 768	10 978	3 201
70	Hotels, motels, and other lodging places.....	††	††	††	††	15	(D)	(D)	(D)	(D)
7011	Hotels, motor hotels, and motels.....	††	††	††	††	11	(D)	(D)	(D)	(D)
7011 pt.	Hotels.....	††	††	††	††	3	(D)	(D)	(D)	(D)
7011 pt.	Hotels, motor hotels, and tourist courts.....	††	††	††	††	8	888	215	27	29
702, 3, 4	Other lodging places.....	††	††	††	††	4	(D)	(D)	(D)	(D)
72	Personal services.....	††	††	††	††	71	7 814	2 756	668	425
721	Laundry, cleaning, and garment services.....	††	††	††	††	17	1 128	311	73	53
7215	Coin-operated laundries and dry cleaning.....	††	††	††	††	6	386	62	12	15
721 ex.	Other laundry, cleaning, and garment services.....	††	††	††	††	11	742	249	61	38
7215	Power laundries, family and commercial*.....	..	..	..	..	-	-	-	-	-
7216	Dry-cleaning plants, except rug cleaning*.....	..	..	..	..	10	(D)	(D)	(D)	(D)
Other 721	Laundry and cleaning services, n.e.c.*.....	..	..	..	..	1	(D)	(D)	(D)	(D)
722	Photographic studios, portrait.....	††	††	††	††	4	372	110	25	5
723, 4	Beauty and barber shops.....	††	††	††	††	39	3 327	1 462	311	197
723	Beauty shops.....	††	††	††	††	39	3 327	1 462	311	197
724	Barber shops.....	††	††	††	††	-	-	-	-	-
725	Shoe repair, shoe shine, and hat-cleaning shops.....	††	††	††	††	-	-	-	-	-
726	Funeral service and crematories.....	††	††	††	††	5	2 088	556	137	39
729	Miscellaneous personal services.....	††	††	††	††	6	899	317	122	131
73	Business services.....	††	††	††	††	61	9 967	4 557	945	412
731	Advertising.....	††	††	††	††	1	(D)	(D)	(D)	(D)
734	Services to dwellings and other buildings.....	††	††	††	††	14	1 021	387	66	59
737	Computer and data processing services.....	††	††	††	††	6	1 739	905	181	81
7392	Management, consulting, and public relations services.....	††	††	††	††	8	900	358	91	40
7394	Equipment rental and leasing services.....	††	††	††	††	6	553	95	16	7
Other 73	Other business services.....	††	††	††	††	26	(D)	(D)	(D)	(D)
75	Automotive repair, services, and garages.....	††	††	††	††	40	6 762	1 861	392	153
751	Automotive rental and leasing, without drivers.....	††	††	††	††	5	1 625	336	76	28
752	Automobile parking.....	††	††	††	††	-	-	-	-	-
753	Automotive repair shops.....	††	††	††	††	28	4 557	1 295	284	99
7538	General automotive repair shops.....	††	††	††	††	6	239	45	11	6
7531	Top and body repair shops.....	††	††	††	††	10	1 777	601	130	46
7534, 5, 9	Other automotive repair shops.....	††	††	††	††	12	2 541	649	143	47
754	Automotive services, except repair.....	††	††	††	††	7	580	230	32	26
76	Miscellaneous repair services.....	††	††	††	††	20	2 705	868	289	95
762	Electrical and electronic repair shops.....	††	††	††	††	3	(D)	(D)	(D)	(D)
7622	Radio and TV repair shops.....	††	††	††	††	2	(D)	(D)	(D)	(D)
7623, 9	Other electrical and electronic repair shops.....	††	††	††	††	1	(D)	(D)	(D)	(D)
764	Reupholstery and furniture repair.....	††	††	††	††	1	(D)	(D)	(D)	(D)
763, 9	Other repair shops and related services.....	††	††	††	††	16	2 451	785	275	86
78, 79	Amusement and recreation services, including motion pictures.....	††	††	††	††	30	(D)	(D)	(D)	(D)
781, 2	Motion picture production, distribution, and services.....	††	††	††	††	-	-	-	-	-
783	Motion picture theaters.....	††	††	††	††	2	(D)	(D)	(D)	(D)
792	Producers, orchestras, and entertainers.....	††	††	††	††	2	(D)	(D)	(D)	(D)
793	Bowling alleys and billiards and pool establishments.....	††	††	††	††	2	(D)	(D)	(D)	(D)
79 ex. 792, 3	Commercial sports and other amusement and recreation services.....	††	††	††	††	24	(D)	(D)	(D)	(D)
80, ex. 806	Health services, except hospitals.....	††	††	††	††	148	42 143	20 256	5 236	1 174
801	Offices of physicians.....	††	††	††	††	77	20 578	10 670	2 911	353
802	Offices of dentists.....	††	††	††	††	42	8 015	3 354	748	179
803	Offices of osteopathic physicians.....	††	††	††	††	4	(D)	(D)	(D)	(D)
8041	Offices of chiropractors.....	††	††	††	††	7	(D)	(D)	(D)	(D)
8042	Offices of optometrists.....	††	††	††	††	7	(D)	(D)	(D)	(D)
805	Nursing and personal care facilities.....	††	††	††	††	2	(D)	(D)	(D)	(D)
8049, 807, 8, 9	Other health services.....	††	††	††	††	9	738	163	37	23
81	Legal services.....	††	††	††	††	66	16 840	6 746	1 767	343
823, 4, 9	Selected educational services.....	††	††	††	††	1	(D)	(D)	(D)	(D)
891	Engineering, architectural, and surveying services.....	††	††	††	††	19	7 298	3 989	946	201
893	Accounting, auditing, and bookkeeping services.....	††	††	††	††	19	3 205	1 153	273	88
93, 892, 9	Social and other services.....	††	††	††	††	7	419	194	48	40
93	Social services.....	..	..	..	..	5	(D)	(D)	(D)	(D)
932, 9	Other services.....	..	..	..	..	2	(D)	(D)	(D)	(D)

**Table 7. Summary Statistics for Firms Subject to Federal Income Tax for Places With 300 Establishments or More: 1982—Con.**

[For meaning of abbreviations and symbols, see introductory text. For explanation of terms and comparability of 1977 and 1982 censuses, see appendix A. For information on geographic areas followed by Δ, see appendix F]

SIC code	Geographic area and kind of business or operation	All establishments				Establishments with payroll				
		Number	Receipts (\$1,000)	Unincorporated businesses or operations		Number	Receipts (\$1,000)	Annual payroll (\$1,000)	First quarter payroll (\$1,000)	Paid employees for pay period including March 12 (number)
				Individual proprietorships (number)	Partnerships (number)					
	<b>EAST BRUNSWICK TOWNSHIP</b>									
	<b>Total</b> -----	††	††	††	††	339	114 929	46 097	10 706	2 922
70	<b>Hotels, motels, and other lodging places</b> -----	††	††	††	††	3	(D)	(D)	(D)	(D)
7011	Hotels, motor hotels, and motels-----	††	††	††	††	3	(D)	(D)	(D)	(D)
7011 pt.	Hotels-----	††	††	††	††	-	-	-	-	-
7011 pt.	Hotels, motor hotels, and tourist courts-----	††	††	††	††	3	(D)	(D)	(D)	(D)
702, 3, 4	Other lodging places-----	††	††	††	††	-	-	-	-	-
72	<b>Personal services</b> -----	††	††	††	††	48	5 114	1 751	448	222
721	Laundry, cleaning, and garment services-----	††	††	††	††	7	853	181	40	25
7215	Coin-operated laundries and dry cleaning-----	††	††	††	††	2	(D)	(D)	(D)	(D)
721 ex.	Other laundry, cleaning, and garment services-----	††	††	††	††	5	(D)	(D)	(D)	(D)
7215	Power laundries, family and commercial*-----	..	..	..	..	-	-	-	-	-
7211	Dry-cleaning plants, except rug cleaning*-----	..	..	..	..	3	(D)	(D)	(D)	(D)
7216	Laundry and cleaning services, n.e.c.*-----	..	..	..	..	2	(D)	(D)	(D)	(D)
Other 721										
722	Photographic studios, portrait-----	††	††	††	††	1	(D)	(D)	(D)	(D)
723, 4	<b>Beauty and barber shops</b> -----	††	††	††	††	31	2 515	1 153	258	158
723	Beauty shops-----	††	††	††	††	27	2 313	1 066	236	143
724	Barber shops-----	††	††	††	††	4	202	87	22	15
725	Shoe repair, shoe shine, and hat-cleaning shops-----	††	††	††	††	-	-	-	-	-
726	Funeral service and crematories-----	††	††	††	††	1	(D)	(D)	(D)	(D)
729	Miscellaneous personal services-----	††	††	††	††	8	(D)	(D)	(D)	(D)
73	<b>Business services</b> -----	††	††	††	††	95	23 800	9 705	2 466	977
731	Advertising-----	††	††	††	††	4	1 079	243	57	21
734	Services to dwellings and other buildings-----	††	††	††	††	8	1 083	400	88	104
737	Computer and data processing services-----	††	††	††	††	15	4 118	1 866	437	98
7392	Management, consulting, and public relations services-----	††	††	††	††	22	3 063	1 133	296	65
7394	Equipment rental and leasing services-----	††	††	††	††	6	1 621	481	95	37
Other 73	Other business services-----	††	††	††	††	40	12 836	5 582	1 493	652
75	<b>Automotive repair, services, and garages</b> -----	††	††	††	††	20	12 941	2 732	645	114
751	Automotive rental and leasing, without drivers-----	††	††	††	††	5	(D)	(D)	(D)	(D)
752	Automobile parking-----	††	††	††	††	-	-	-	-	-
753	Automotive repair shops-----	††	††	††	††	12	(D)	(D)	(D)	(D)
7538	General automotive repair shops-----	††	††	††	††	4	343	46	6	2
7531	Top and body repair shops-----	††	††	††	††	3	486	211	36	9
7534, 5, 9	Other automotive repair shops-----	††	††	††	††	5	(D)	(D)	(D)	(D)
754	Automotive services, except repair-----	††	††	††	††	3	(D)	(D)	(D)	(D)
76	<b>Miscellaneous repair services</b> -----	††	††	††	††	9	5 246	1 795	418	99
762	Electrical and electronic repair shops-----	††	††	††	††	3	2 469	942	220	55
7622	Radio and TV repair shops-----	††	††	††	††	1	(D)	(D)	(D)	(D)
7623, 9	Other electrical and electronic repair shops-----	††	††	††	††	2	(D)	(D)	(D)	(D)
764	Reupholstery and furniture repair-----	††	††	††	††	1	(D)	(D)	(D)	(D)
763, 9	Other repair shops and related services-----	††	††	††	††	5	(D)	(D)	(D)	(D)
78, 79	<b>Amusement and recreation services, including motion pictures</b> -----	††	††	††	††	18	6 861	1 320	305	144
781, 2	Motion picture production, distribution, and services-----	††	††	††	††	2	(D)	(D)	(D)	(D)
783	Motion picture theaters-----	††	††	††	††	4	(D)	(D)	(D)	(D)
792	Producers, orchestras, and entertainers-----	††	††	††	††	-	-	-	-	-
793	Bowling alleys and billiards and pool establishments-----	††	††	††	††	-	-	-	-	-
79 ex. 792, 3	Commercial sports and other amusement and recreation services-----	††	††	††	††	12	3 817	731	163	79
80, ex. 806	<b>Health services, except hospitals</b> -----	††	††	††	††	86	20 240	8 940	1 979	399
801	Offices of physicians-----	††	††	††	††	41	11 783	6 117	1 329	199
802	Offices of dentists-----	††	††	††	††	33	6 885	2 299	534	158
803	Offices of osteopathic physicians-----	††	††	††	††	1	(D)	(D)	(D)	(D)
8041	Offices of chiropractors-----	††	††	††	††	-	-	-	-	-
8042	Offices of optometrists-----	††	††	††	††	1	(D)	(D)	(D)	(D)
805	Nursing and personal care facilities-----	††	††	††	††	-	-	-	-	-
8049, 807, 8, 9	Other health services-----	††	††	††	††	10	(D)	(D)	(D)	(D)
81	<b>Legal services</b> -----	††	††	††	††	29	5 543	1 676	426	103
823, 4, 9	<b>Selected educational services</b> -----	††	††	††	††	4	10 787	3 516	734	223
891	<b>Engineering, architectural, and surveying services</b> -----	††	††	††	††	13	(D)	(D)	(D)	(D)
893	<b>Accounting, auditing, and bookkeeping services</b> -----	††	††	††	††	11	3 717	1 393	328	81
83, 892, 9	<b>Social and other services</b> -----	††	††	††	††	3	345	164	42	27
83	Social services-----	..	..	..	..	2	(D)	(D)	(D)	(D)
892, 9	Other services-----	..	..	..	..	1	(D)	(D)	(D)	(D)

**Table 7. Summary Statistics for Firms Subject to Federal Income Tax for Places With 300 Establishments or More: 1982—Con.**

[For meaning of abbreviations and symbols, see introductory text. For explanation of terms and comparability of 1977 and 1982 censuses, see appendix A. For information on geographic areas followed by Δ, see appendix F]

SIC code	Geographic area and kind of business or operation	All establishments				Establishments with payroll				
		Number	Receipts (\$1,000)	Unincorporated businesses or operations		Number	Receipts (\$1,000)	Annual payroll (\$1,000)	First quarter payroll (\$1,000)	Paid employees for pay period including March 12 (number)
				Individual proprietorships (number)	Partnerships (number)					
	<b>EAST ORANGE</b>									
	Total .....	††	††	††	††	359	144 592	59 475	14 867	4 427
70	Hotels, motels, and other lodging places .....	††	††	††	††	5	(D)	(D)	(D)	(D)
7011	Hotels, motor hotels, and motels .....	††	††	††	††	2	(D)	(D)	(D)	(D)
7011 pt.	Hotels .....	††	††	††	††	-	-	-	-	-
7011 pt.	Hotels, motor hotels, and tourist courts .....	††	††	††	††	2	(D)	(D)	(D)	(D)
702, 3, 4	Other lodging places .....	††	††	††	††	3	(D)	(D)	(D)	(D)
72	Personal services .....	††	††	††	††	51	4 026	1 493	364	211
721	Laundry, cleaning, and garment services .....	††	††	††	††	25	2 681	911	234	124
7215	Coin-operated laundries and dry cleaning .....	††	††	††	††	1	(D)	(D)	(D)	(D)
721 ex.	Other laundry, cleaning, and garment services .....	††	††	††	††	24	(D)	(D)	(D)	(D)
7215	Power laundries, family and commercial* .....	**	**	**	**	2	(D)	(D)	(D)	(D)
7216	Dry-cleaning plants, except rug cleaning* .....	**	**	**	**	14	1 381	534	143	79
Other 721	Laundry and cleaning services, n.e.c.* .....	**	**	**	**	8	941	291	72	33
722	Photographic studios, portrait .....	††	††	††	††	1	(D)	(D)	(D)	(D)
723, 4	Beauty and barber shops .....	††	††	††	††	23	1 116	495	112	79
723	Beauty shops .....	††	††	††	††	18	960	412	93	66
724	Barber shops .....	††	††	††	††	5	156	83	19	13
725	Shoe repair, shoe shine, and hat-cleaning shops .....	††	††	††	††	1	(D)	(D)	(D)	(D)
726	Funeral service and crematories .....	††	††	††	††	-	-	-	-	-
729	Miscellaneous personal services .....	††	††	††	††	1	(D)	(D)	(D)	(D)
73	Business services .....	††	††	††	††	61	35 493	20 351	4 943	2 021
731	Advertising .....	††	††	††	††	8	867	547	139	27
734	Services to dwellings and other buildings .....	††	††	††	††	7	2 235	1 130	234	130
737	Computer and data processing services .....	††	††	††	††	2	(D)	(D)	(D)	(D)
7392	Management, consulting, and public relations services .....	††	††	††	††	8	(D)	(D)	(D)	(D)
7394	Equipment rental and leasing services .....	††	††	††	††	2	(D)	(D)	(D)	(D)
Other 73	Other business services .....	††	††	††	††	34	24 006	13 989	3 737	1 724
75	Automotive repair, services, and garages .....	††	††	††	††	22	9 221	1 808	437	111
751	Automotive rental and leasing, without drivers .....	††	††	††	††	3	(D)	(D)	(D)	(D)
752	Automobile parking .....	††	††	††	††	3	(D)	(D)	(D)	(D)
753	Automotive repair shops .....	††	††	††	††	15	(D)	(D)	(D)	(D)
7538	General automotive repair shops .....	††	††	††	††	6	737	230	60	14
7531	Top and body repair shops .....	††	††	††	††	4	647	109	27	11
7534, 5, 9	Other automotive repair shops .....	††	††	††	††	5	(D)	(D)	(D)	(D)
754	Automotive services, except repair .....	††	††	††	††	1	(D)	(D)	(D)	(D)
76	Miscellaneous repair services .....	††	††	††	††	7	1 172	431	94	26
762	Electrical and electronic repair shops .....	††	††	††	††	3	169	54	12	5
7622	Radio and TV repair shops .....	††	††	††	††	1	(D)	(D)	(D)	(D)
7623, 9	Other electrical and electronic repair shops .....	††	††	††	††	2	(D)	(D)	(D)	(D)
764	Reupholstery and furniture repair .....	††	††	††	††	1	(D)	(D)	(D)	(D)
763, 9	Other repair shops and related services .....	††	††	††	††	3	(D)	(D)	(D)	(D)
78, 79	Amusement and recreation services, including motion pictures .....	††	††	††	††	4	892	228	37	33
781, 2	Motion picture production, distribution, and services .....	††	††	††	††	-	-	-	-	-
783	Motion picture theaters .....	††	††	††	††	1	(D)	(D)	(D)	(D)
792	Producers, orchestras, and entertainers .....	††	††	††	††	2	(D)	(D)	(D)	(D)
793	Bowling alleys and billiards and pool establishments .....	††	††	††	††	-	(D)	(D)	(D)	(D)
79 ex. 792, 3	Commercial sports and other amusement and recreation services .....	††	††	††	††	1	(D)	(D)	(D)	(D)
80, ex. 806	Health services, except hospitals .....	††	††	††	††	120	28 081	12 268	2 711	867
801	Offices of physicians .....	††	††	††	††	69	12 361	5 689	1 188	206
802	Offices of dentists .....	††	††	††	††	28	(D)	(D)	(D)	(D)
803	Offices of osteopathic physicians .....	††	††	††	††	1	(D)	(D)	(D)	(D)
8041	Offices of chiropractors .....	††	††	††	††	-	-	-	-	-
8042	Offices of optometrists .....	††	††	††	††	3	(D)	(D)	(D)	(D)
805	Nursing and personal care facilities .....	††	††	††	††	3	(D)	(D)	(D)	(D)
8049, 807, 8, 9	Other health services .....	††	††	††	††	16	3 858	1 555	364	222
81	Legal services .....	††	††	††	††	52	13 792	5 516	1 301	246
823, 4, 9	Selected educational services .....	††	††	††	††	1	(D)	(D)	(D)	(D)
891	Engineering, architectural, and surveying services .....	††	††	††	††	12	(D)	(D)	(D)	(D)
893	Accounting, auditing, and bookkeeping services .....	††	††	††	††	15	5 041	2 490	811	117
83, 892, 9	Social and other services .....	††	††	††	††	9	2 862	1 251	347	156
83	Social services .....	**	**	**	**	8	(D)	(D)	(D)	(D)
892, 9	Other services .....	**	**	**	**	1	(D)	(D)	(D)	(D)

**Table 7. Summary Statistics for Firms Subject to Federal Income Tax for Places With 300 Establishments or More: 1982—Con.**

[For meaning of abbreviations and symbols, see introductory text. For explanation of terms and comparability of 1977 and 1982 censuses, see appendix A. For information on geographic areas followed by Δ, see appendix F]

SIC code	Geographic area and kind of business or operation	All establishments				Establishments with payroll				
		Number	Receipts (\$1,000)	Unincorporated businesses or operations		Number	Receipts (\$1,000)	Annual payroll (\$1,000)	First quarter payroll (\$1,000)	Paid employees for pay period including March 12 (number)
				Individual proprietorships (number)	Partnerships (number)					
<b>EDISON TOWNSHIP</b>										
	Total.....	††	††	††	††	442	173 695	62 276	14 040	3 773
70	Hotels, motels, and other lodging places.....	††	††	††	††	9	5 287	1 319	343	188
7011	Hotels, motor hotels, and motels.....	††	††	††	††	8	(D)	(D)	(D)	(D)
7011 pt.	Hotels.....	††	††	††	††	4	(D)	(D)	(D)	(D)
7011 pt.	Motels, motor hotels, and tourist courts.....	††	††	††	††	4	(D)	(D)	(D)	(D)
702, 3, 4	Other lodging places.....	††	††	††	††	1	(D)	(D)	(D)	(D)
72	Personal services.....	††	††	††	††	54	12 845	4 808	854	404
721	Laundry, cleaning, and garment services.....	††	††	††	††	18	1 564	483	113	60
7215	Coin-operated laundries and dry cleaning.....	††	††	††	††	5	597	114	26	20
721 ex.	Other laundry, cleaning, and garment services.....	††	††	††	††	13	967	369	87	40
7215	Power laundries, family and commercial*.....	**	**	**	**	-	-	-	-	-
7211	Dry-cleaning plants, except rug cleaning*.....	**	**	**	**	10	810	320	82	36
7216	Laundry and cleaning services, n.e.c.*.....	**	**	**	**	3	157	49	5	4
Other 721										
722	Photographic studios, portrait.....	††	††	††	††	3	(D)	(D)	(D)	(D)
723, 4	Beauty and barber shops.....	††	††	††	††	25	1 666	771	171	122
723	Beauty shops.....	††	††	††	††	21	1 576	736	163	118
724	Barber shops.....	††	††	††	††	4	90	35	8	4
725	Shoe repair, shoe shine, and hat-cleaning shops.....	††	††	††	††	-	(D)	(D)	(D)	(D)
726	Funeral service and crematories.....	††	††	††	††	2	(D)	(D)	(D)	(D)
729	Miscellaneous personal services.....	††	††	††	††	6	(D)	(D)	(D)	(D)
73	Business services.....	††	††	††	††	110	64 597	23 310	5 130	1 435
731	Advertising.....	††	††	††	††	4	654	253	62	13
734	Services to dwellings and other buildings.....	††	††	††	††	16	2 842	946	255	223
737	Computer and data processing services.....	††	††	††	††	16	22 345	8 088	1 959	372
7392	Management, consulting, and public relations services.....	††	††	††	††	18	4 855	1 691	319	75
7394	Equipment rental and leasing services.....	††	††	††	††	8	8 484	1 755	330	84
Other 73	Other business services.....	††	††	††	††	48	25 417	10 577	2 205	668
75	Automotive repair, services, and garages.....	††	††	††	††	38	15 510	2 320	529	156
751	Automotive rental and leasing, without drivers.....	††	††	††	††	10	11 870	1 274	309	73
752	Automobile parking.....	††	††	††	††	-	-	-	-	-
753	Automotive repair shops.....	††	††	††	††	20	2 959	815	177	62
7538	General automotive repair shops.....	††	††	††	††	8	1 285	321	70	23
7531	Top and body repair shops.....	††	††	††	††	6	770	159	35	18
7534, 5, 9	Other automotive repair shops.....	††	††	††	††	6	904	335	72	21
754	Automotive services, except repair.....	††	††	††	††	8	681	231	43	21
76	Miscellaneous repair services.....	††	††	††	††	21	6 241	2 237	513	144
762	Electrical and electronic repair shops.....	††	††	††	††	4	1 445	609	143	40
7622	Radio and TV repair shops.....	††	††	††	††	1	(D)	(D)	(D)	(D)
7623, 9	Other electrical and electronic repair shops.....	††	††	††	††	3	(D)	(D)	(D)	(D)
764	Reupholstery and furniture repair.....	††	††	††	††	1	(D)	(D)	(D)	(D)
763, 9	Other repair shops and related services.....	††	††	††	††	16	(D)	(D)	(D)	(D)
78, 79	Amusement and recreation services, including motion pictures.....	††	††	††	††	14	7 976	1 342	304	166
781, 2	Motion picture production, distribution, and services.....	††	††	††	††	1	(D)	(D)	(D)	(D)
783	Motion picture theaters.....	††	††	††	††	1	(D)	(D)	(D)	(D)
792	Producers, orchestras, and entertainers.....	††	††	††	††	-	-	-	-	-
793	Bowling alleys and billiards and pool establishments.....	††	††	††	††	2	(D)	(D)	(D)	(D)
79 ex. 792, 3	Commercial sports and other amusement and recreation services.....	††	††	††	††	10	5 170	679	138	68
80, ex. 806	Health services, except hospitals.....	††	††	††	††	132	41 144	18 549	4 466	919
801	Offices of physicians.....	††	††	††	††	81	21 657	10 674	2 608	313
802	Offices of dentists.....	††	††	††	††	28	6 794	3 012	780	160
803	Offices of osteopathic physicians.....	††	††	††	††	2	(D)	(D)	(D)	(D)
8041	Offices of chiropractors.....	††	††	††	††	-	-	-	-	-
8042	Offices of optometrists.....	††	††	††	††	4	(D)	(D)	(D)	(D)
805	Nursing and personal care facilities.....	††	††	††	††	2	(D)	(D)	(D)	(D)
8049, 807, 8, 9	Other health services.....	††	††	††	††	15	2 774	1 230	294	110
81	Legal services.....	††	††	††	††	26	7 813	3 607	838	110
823, 4, 9	Selected educational services.....	††	††	††	††	5	4 195	943	219	59
891	Engineering, architectural, and surveying services.....	††	††	††	††	14	4 098	2 188	496	100
893	Accounting, auditing, and bookkeeping services.....	††	††	††	††	16	3 101	1 467	305	63
83, 892, 9	Social and other services.....	††	††	††	††	3	888	186	43	29
83	Social services.....	**	**	**	**	3	888	186	43	29
892, 9	Other services.....	**	**	**	**	-	-	-	-	-



**Table 7. Summary Statistics for Firms Subject to Federal Income Tax for Places With 300 Establishments or More: 1982—Con.**

[For meaning of abbreviations and symbols, see introductory text. For explanation of terms and comparability of 1977 and 1982 censuses, see appendix A. For information on geographic areas followed by Δ, see appendix F]

SIC code	Geographic area and kind of business or operation	All establishments				Establishments with payroll				
		Number	Receipts (\$1,000)	Unincorporated businesses or operations		Number	Receipts (\$1,000)	Annual payroll (\$1,000)	First quarter payroll (\$1,000)	Paid employees for pay period including March 12 (number)
				Individual proprietorships (number)	Partnerships (number)					
	<b>ELIZABETH</b>									
	Total.....	††	††	††	††	528	173 735	59 748	14 519	4 461
70	Hotels, motels, and other lodging places.....	††	††	††	††	17	16 820	4 357	1 020	554
7011	Hotels, motor hotels, and motels.....	††	††	††	††	14	(D)	(D)	(D)	(D)
7011 pt.	Hotels.....	††	††	††	††	1	(D)	(D)	(D)	(D)
7011 pt.	Motels, motor hotels, and tourist courts.....	††	††	††	††	13	(D)	(D)	(D)	(D)
702, 3, 4	Other lodging places.....	††	††	††	††	3	(D)	(D)	(D)	(D)
72	Personal services.....	††	††	††	††	70	11 075	3 660	911	304
721	Laundry, cleaning, and garment services.....	††	††	††	††	14	6 429	2 286	612	161
7215	Coin-operated laundries and dry cleaning.....	††	††	††	††	3	(D)	(D)	(D)	(D)
721 ex.	Other laundry, cleaning, and garment services.....	††	††	††	††	11	(D)	(D)	(D)	(D)
7215	Power laundries, family and commercial*.....	..	..	..	..	-	-	-	-	-
7211	Dry-cleaning plants, except rug cleaning*.....	..	..	..	..	8	665	201	48	29
7216	Laundry and cleaning services, n.e.c.*.....	..	..	..	..	3	(D)	(D)	(D)	(D)
Other 721										
722	Photographic studios, portrait.....	††	††	††	††	2	(D)	(D)	(D)	(D)
723, 4	Beauty and barber shops.....	††	††	††	††	38	1 380	589	130	90
723	Beauty shops.....	††	††	††	††	34	1 317	561	124	86
724	Barber shops.....	††	††	††	††	4	63	28	6	4
725	Shoe repair, shoe shine, and hat-cleaning shops.....	††	††	††	††	2	(D)	(D)	(D)	(D)
726	Funeral service and crematories.....	††	††	††	††	10	2 565	550	114	31
729	Miscellaneous personal services.....	††	††	††	††	4	(D)	(D)	(D)	(D)
73	Business services.....	††	††	††	††	64	49 394	18 824	4 701	1 809
731	Advertising.....	††	††	††	††	2	(D)	(D)	(D)	(D)
734	Services to dwellings and other buildings.....	††	††	††	††	18	6 056	2 772	735	428
737	Computer and data processing services.....	††	††	††	††	4	4 701	1 590	392	87
7392	Management, consulting, and public relations services.....	††	††	††	††	4	791	332	65	16
7394	Equipment rental and leasing services.....	††	††	††	††	5	(D)	(D)	(D)	(D)
Other 73	Other business services.....	††	††	††	††	31	(D)	(D)	(D)	(D)
75	Automotive repair, services, and garages.....	††	††	††	††	82	28 613	5 290	1 234	381
751	Automotive rental and leasing, without drivers.....	††	††	††	††	9	10 432	1 066	277	79
752	Automobile parking.....	††	††	††	††	5	103	37	9	8
753	Automotive repair shops.....	††	††	††	††	59	13 806	3 087	701	221
7538	General automotive repair shops.....	††	††	††	††	23	5 674	1 347	320	86
7531	Top and body repair shops.....	††	††	††	††	17	4 888	931	211	69
7534, 5, 9	Other automotive repair shops.....	††	††	††	††	19	3 244	809	170	66
754	Automotive services, except repair.....	††	††	††	††	9	4 272	1 100	247	73
76	Miscellaneous repair services.....	††	††	††	††	17	11 654	4 372	1 019	201
762	Electrical and electronic repair shops.....	††	††	††	††	3	(D)	(D)	(D)	(D)
7622	Radio and TV repair shops.....	††	††	††	††	1	(D)	(D)	(D)	(D)
7623, 9	Other electrical and electronic repair shops.....	††	††	††	††	2	(D)	(D)	(D)	(D)
764	Reupholstery and furniture repair.....	††	††	††	††	2	(D)	(D)	(D)	(D)
763, 9	Other repair shops and related services.....	††	††	††	††	12	(D)	(D)	(D)	(D)
78, 79	Amusement and recreation services, including motion pictures.....	††	††	††	††	7	1 438	474	164	57
781, 2	Motion picture production, distribution, and services.....	††	††	††	††	1	(D)	(D)	(D)	(D)
783	Motion picture theaters.....	††	††	††	††	2	(D)	(D)	(D)	(D)
792	Producers, orchestras, and entertainers.....	††	††	††	††	1	(D)	(D)	(D)	(D)
793	Bowling alleys and billiards and pool establishments.....	††	††	††	††	1	(D)	(D)	(D)	(D)
79 ex. 792, 3	Commercial sports and other amusement and recreation services.....	††	††	††	††	2	(D)	(D)	(D)	(D)
80, ex. 806	Health services, except hospitals.....	††	††	††	††	161	34 717	15 519	3 747	722
801	Offices of physicians.....	††	††	††	††	99	22 163	10 825	2 702	348
802	Offices of dentists.....	††	††	††	††	38	(D)	(D)	(D)	(D)
803	Offices of osteopathic physicians.....	††	††	††	††	-	-	-	-	-
8041	Offices of chiropractors.....	††	††	††	††	2	(D)	(D)	(D)	(D)
8042	Offices of optometrists.....	††	††	††	††	7	937	139	28	22
805	Nursing and personal care facilities.....	††	††	††	††	2	(D)	(D)	(D)	(D)
8049, 807, 8, 9	Other health services.....	††	††	††	††	13	1 898	597	130	51
81	Legal services.....	††	††	††	††	83	15 350	4 911	1 172	266
823, 4, 9	Selected educational services.....	††	††	††	††	4	386	136	27	21
891	Engineering, architectural, and surveying services.....	††	††	††	††	11	1 620	834	182	42
893	Accounting, auditing, and bookkeeping services.....	††	††	††	††	8	1 952	1 041	255	58
83, 892, 9	Social and other services.....	††	††	††	††	4	716	330	87	48
83	Social services.....	..	..	..	..	3	(D)	(D)	(D)	(D)
892, 9	Other services.....	..	..	..	..	1	(D)	(D)	(D)	(D)

**Table 7. Summary Statistics for Firms Subject to Federal Income Tax for Places With 300 Establishments or More: 1982—Con.**

[For meaning of abbreviations and symbols, see introductory text. For explanation of terms and comparability of 1977 and 1982 censuses, see appendix A. For information on geographic areas followed by Δ, see appendix F.]

SIC code	Geographic area and kind of business or operation	All establishments				Establishments with payroll				
		Number	Receipts (\$1,000)	Unincorporated businesses or operations		Number	Receipts (\$1,000)	Annual payroll (\$1,000)	First quarter payroll (\$1,000)	Paid employees for pay period including March 12 (number)
				Individual proprietorships (number)	Partnerships (number)					
<b>ENGLEWOOD</b>										
	Total.....	††	††	††	††	376	114 554	43 166	9 900	2 480
70	Hotels, motels, and other lodging places.....	††	††	††	††	-	-	-	-	-
7011	Hotels, motor hotels, and motels.....	††	††	††	††	-	-	-	-	-
7011 pt.	Hotels.....	††	††	††	††	-	-	-	-	-
7011 pt.	Motels, motor hotels, and tourist courts.....	††	††	††	††	-	-	-	-	-
702, 3, 4	Other lodging places.....	††	††	††	††	-	-	-	-	-
72	Personal services.....	††	††	††	††	41	(D)	(D)	(D)	(D)
721	Laundry, cleaning, and garment services.....	††	††	††	††	12	(D)	(D)	(D)	(D)
7215	Coin-operated laundries and dry cleaning.....	††	††	††	††	4	201	35	9	5
721 ex.	Other laundry, cleaning, and garment services.....	††	††	††	††	8	(D)	(D)	(D)	(D)
7215	Power laundries, family and commercial*.....	††	††	††	††	7	(D)	(D)	(D)	(D)
7211	Dry-cleaning plants, except rug cleaning*.....	††	††	††	††	7	(D)	(D)	(D)	(D)
7216	Laundry and cleaning services, n.e.c.*.....	††	††	††	††	1	(D)	(D)	(D)	(D)
Other 721		††	††	††	††					
722	Photographic studios, portrait.....	††	††	††	††	1	(D)	(D)	(D)	(D)
723, 4	Beauty and barber shops.....	††	††	††	††	20	1 189	536	118	67
723	Beauty shops.....	††	††	††	††	18	(D)	(D)	(D)	(D)
724	Barber shops.....	††	††	††	††	2	(D)	(D)	(D)	(D)
725	Shoe repair, shoe shine, and hat-cleaning shops.....	††	††	††	††	1	(D)	(D)	(D)	(D)
726	Funeral service and crematories.....	††	††	††	††	3	(D)	(D)	(D)	(D)
729	Miscellaneous personal services.....	††	††	††	††	4	(D)	(D)	(D)	(D)
73	Business services.....	††	††	††	††	75	34 760	14 351	3 253	880
731	Advertising.....	††	††	††	††	7	(D)	(D)	(D)	(D)
734	Services to dwellings and other buildings.....	††	††	††	††	7	(D)	(D)	(D)	(D)
737	Computer and data processing services.....	††	††	††	††	13	3 796	1 833	455	60
7392	Management, consulting, and public relations services.....	††	††	††	††	16	10 904	4 410	1 073	250
7394	Equipment rental and leasing services.....	††	††	††	††	2	(D)	(D)	(D)	(D)
Other 73	Other business services.....	††	††	††	††	30	13 970	5 235	1 178	381
75	Automotive repair, services, and garages.....	††	††	††	††	26	10 567	1 859	375	118
751	Automotive rental and leasing, without drivers.....	††	††	††	††	3	4 303	578	122	21
752	Automobile parking.....	††	††	††	††	1	(D)	(D)	(D)	(D)
753	Automotive repair shops.....	††	††	††	††	18	(D)	(D)	(D)	(D)
7538	General automotive repair shops.....	††	††	††	††	6	1 273	239	36	11
7531	Top and body repair shops.....	††	††	††	††	7	1 097	403	89	26
7534, 5, 9	Other automotive repair shops.....	††	††	††	††	5	(D)	(D)	(D)	(D)
754	Automotive services, except repair.....	††	††	††	††	4	(D)	(D)	(D)	(D)
76	Miscellaneous repair services.....	††	††	††	††	11	965	311	89	37
762	Electrical and electronic repair shops.....	††	††	††	††	3	(D)	(D)	(D)	(D)
7622	Radio and TV repair shops.....	††	††	††	††	2	(D)	(D)	(D)	(D)
7623, 9	Other electrical and electronic repair shops.....	††	††	††	††	1	(D)	(D)	(D)	(D)
764	Reupholstery and furniture repair.....	††	††	††	††	4	640	194	68	27
763, 9	Other repair shops and related services.....	††	††	††	††	4	(D)	(D)	(D)	(D)
78, 79	Amusement and recreation services, including motion pictures.....	††	††	††	††	8	2 222	675	157	37
781, 2	Motion picture production, distribution, and services.....	††	††	††	††	2	(D)	(D)	(D)	(D)
783	Motion picture theaters.....	††	††	††	††	-	-	-	-	-
792	Producers, orchestras, and entertainers.....	††	††	††	††	2	(D)	(D)	(D)	(D)
793	Bowling alleys and billiards and pool establishments.....	††	††	††	††	-	-	-	-	-
79 ex. 792, 3	Commercial sports and other amusement and recreation services.....	††	††	††	††	4	(D)	(D)	(D)	(D)
80, ex. 806	Health services, except hospitals.....	††	††	††	††	160	41 322	20 611	4 740	834
801	Offices of physicians.....	††	††	††	††	109	29 710	15 813	3 627	438
802	Offices of dentists.....	††	††	††	††	24	4 326	1 469	323	93
803	Offices of osteopathic physicians.....	††	††	††	††	-	-	-	-	-
8041	Offices of chiropractors.....	††	††	††	††	3	(D)	(D)	(D)	(D)
8042	Offices of optometrists.....	††	††	††	††	1	(D)	(D)	(D)	(D)
805	Nursing and personal care facilities.....	††	††	††	††	1	(D)	(D)	(D)	(D)
8049, 807, 8, 9	Other health services.....	††	††	††	††	22	5 409	2 492	610	221
81	Legal services.....	††	††	††	††	27	4 648	1 259	272	76
823, 4, 9	Selected educational services.....	††	††	††	††	1	(D)	(D)	(D)	(D)
891	Engineering, architectural, and surveying services.....	††	††	††	††	16	2 883	1 211	314	53
893	Accounting, auditing, and bookkeeping services.....	††	††	††	††	8	1 895	393	99	29
83, 892, 9	Social and other services.....	††	††	††	††	3	(D)	(D)	(D)	(D)
83	Social services.....	††	††	††	††	1	(D)	(D)	(D)	(D)
892, 9	Other services.....	††	††	††	††	2	(D)	(D)	(D)	(D)

Table 7. Summary Statistics for Firms Subject to Federal Income Tax for Places With 300 Establishments or More: 1982—Con.

[For meaning of abbreviations and symbols, see introductory text. For explanation of terms and comparability of 1977 and 1982 censuses, see appendix A. For information on geographic areas followed by Δ, see appendix F]

SIC code	Geographic area and kind of business or operation	All establishments				Establishments with payroll				
		Number	Receipts (\$1,000)	Unincorporated businesses or operations		Number	Receipts (\$1,000)	Annual payroll (\$1,000)	First quarter payroll (\$1,000)	Paid employees for pay period including March 12 (number)
				Individual proprietorships (number)	Partnerships (number)					
	<b>FORT LEE</b>									
	Total.....	††	††	††	††	436	153 208	53 211	12 418	2 808
70	Hotels, motels, and other lodging places.....	††	††	††	††	7	4 988	1 422	339	133
7011	Hotels, motor hotels, and motels.....	††	††	††	††	7	4 988	1 422	339	133
7011 pt.	Hotels.....	††	††	††	††	2	(D)	(D)	(D)	(D)
7011 pt.	Motels, motor hotels, and tourist courts.....	††	††	††	††	5	(D)	(D)	(D)	(D)
702, 3, 4	Other lodging places.....	††	††	††	††	-	-	-	-	-
72	Personal services.....	††	††	††	††	59	8 547	2 643	602	335
721	Laundry, cleaning, and garment services.....	††	††	††	††	13	2 357	765	189	95
7215	Coin-operated laundries and dry cleaning.....	††	††	††	††	2	(D)	(D)	(D)	(D)
721 ex.	Other laundry, cleaning, and garment services.....	††	††	††	††	11	(D)	(D)	(D)	(D)
7215	Power laundries, family and commercial*.....	**	**	**	**	-	-	-	-	-
7211	Dry-cleaning plants, except rug cleaning*.....	**	**	**	**	6	1 501	557	137	68
7216	Laundry and cleaning services, n.e.c.*.....	**	**	**	**	5	(D)	(D)	(D)	(D)
Other 721										
722	Photographic studios, portrait.....	††	††	††	††	-	(D)	(D)	(D)	(D)
723, 4	Beauty and barber shops.....	††	††	††	††	32	2 465	1 086	255	147
723	Beauty shops.....	††	††	††	††	27	2 136	935	219	130
724	Barber shops.....	††	††	††	††	5	329	151	36	17
725	Shoe repair, shoe shine, and hat-cleaning shops.....	††	††	††	††	1	(D)	(D)	(D)	(D)
726	Funeral service and crematories.....	††	††	††	††	2	(D)	(D)	(D)	(D)
729	Miscellaneous personal services.....	††	††	††	††	11	2 970	653	131	78
73	Business services.....	††	††	††	††	125	67 448	24 991	5 674	1 105
731	Advertising.....	††	††	††	††	7	1 826	720	154	29
734	Services to dwellings and other buildings.....	††	††	††	††	5	263	146	40	52
737	Computer and data processing services.....	††	††	††	††	12	21 393	9 675	2 005	276
7392	Management, consulting, and public relations services.....	††	††	††	††	41	12 768	4 545	1 021	206
7394	Equipment rental and leasing services.....	††	††	††	††	4	(D)	(D)	(D)	(D)
Other 73	Other business services.....	††	††	††	††	56	(D)	(D)	(D)	(D)
75	Automotive repair, services, and garages.....	††	††	††	††	20	5 192	1 071	259	87
751	Automotive rental and leasing, without drivers.....	††	††	††	††	4	(D)	(D)	(D)	(D)
752	Automobile parking.....	††	††	††	††	2	(D)	(D)	(D)	(D)
753	Automotive repair shops.....	††	††	††	††	13	3 914	770	197	56
7538	General automotive repair shops.....	††	††	††	††	4	(D)	(D)	(D)	(D)
7531	Top and body repair shops.....	††	††	††	††	8	(D)	(D)	(D)	(D)
7534, 5, 9	Other automotive repair shops.....	††	††	††	††	1	(D)	(D)	(D)	(D)
754	Automotive services, except repair.....	††	††	††	††	1	(D)	(D)	(D)	(D)
76	Miscellaneous repair services.....	††	††	††	††	3	600	124	32	10
762	Electrical and electronic repair shops.....	††	††	††	††	1	(D)	(D)	(D)	(D)
7622	Radio and TV repair shops.....	††	††	††	††	-	-	-	-	-
7623, 9	Other electrical and electronic repair shops.....	††	††	††	††	1	(D)	(D)	(D)	(D)
764	Reupholstery and furniture repair.....	††	††	††	††	-	-	-	-	-
763, 9	Other repair shops and related services.....	††	††	††	††	2	(D)	(D)	(D)	(D)
78, 79	Amusement and recreation services, including motion pictures.....	††	††	††	††	31	18 877	4 113	960	268
781, 2	Motion picture production, distribution, and services.....	††	††	††	††	12	12 690	3 062	722	181
783	Motion picture theaters.....	††	††	††	††	3	(D)	(D)	(D)	(D)
792	Producers, orchestras, and entertainers.....	††	††	††	††	6	3 743	366	80	16
793	Bowling alleys and billiards and pool establishments.....	††	††	††	††	-	-	-	-	-
79 ex. 792, 3	Commercial sports and other amusement and recreation services.....	††	††	††	††	10	(D)	(D)	(D)	(D)
80, ex. 806	Health services, except hospitals.....	††	††	††	††	114	23 073	9 591	2 250	412
801	Offices of physicians.....	††	††	††	††	45	11 038	5 258	1 218	154
802	Offices of dentists.....	††	††	††	††	42	8 139	3 033	766	189
803	Offices of osteopathic physicians.....	††	††	††	††	-	-	-	-	-
8041	Offices of chiropractors.....	††	††	††	††	3	377	97	21	6
8042	Offices of optometrists.....	††	††	††	††	2	(D)	(D)	(D)	(D)
805	Nursing and personal care facilities.....	††	††	††	††	1	(D)	(D)	(D)	(D)
8049, 807, 8, 9	Other health services.....	††	††	††	††	21	3 331	1 151	234	56
81	Legal services.....	††	††	††	††	33	7 240	1 896	444	110
823, 4, 9	Selected educational services.....	††	††	††	††	4	383	161	35	33
891	Engineering, architectural, and surveying services.....	††	††	††	††	13	11 063	4 889	1 231	165
893	Accounting, auditing, and bookkeeping services.....	††	††	††	††	20	4 994	1 968	506	102
83, 892, 9	Social and other services.....	††	††	††	††	7	803	342	86	48
83	Social services.....	**	**	**	**	5	(D)	(D)	(D)	(D)
892, 9	Other services.....	**	**	**	**	2	(D)	(D)	(D)	(D)

**Table 7. Summary Statistics for Firms Subject to Federal Income Tax for Places With 300 Establishments or More: 1982—Con.**

[For meaning of abbreviations and symbols, see introductory text. For explanation of terms and comparability of 1977 and 1982 censuses, see appendix A. For information on geographic areas followed by Δ, see appendix F.]

SIC code	Geographic area and kind of business or operation	All establishments				Establishments with payroll				
		Number	Receipts (\$1,000)	Unincorporated businesses or operations		Number	Receipts (\$1,000)	Annual payroll (\$1,000)	First quarter payroll (\$1,000)	Paid employees for pay period including March 12 (number)
				Individual proprie- torships (number)	Partne- rships (number)					
<b>HACKENSACK</b>										
	Total.....	††	††	††	††	719	291 685	99 242	24 770	7 326
70	Hotels, motels, and other lodging places.....	††	††	††	††	2	(D)	(D)	(D)	(D)
7011	Hotels, motor hotels, and motels.....	††	††	††	††	2	(D)	(D)	(D)	(D)
7011 pt.	Hotels.....	††	††	††	††	1	(D)	(D)	(D)	(D)
7011 pt.	Motels, motor hotels, and tourist courts.....	††	††	††	††	1	(D)	(D)	(D)	(D)
702, 3, 4	Other lodging places.....	††	††	††	††	-	-	-	-	-
72	Personal services.....	††	††	††	††	56	7 772	2 721	795	417
721	Laundry, cleaning, and garment services.....	††	††	††	††	8	2 796	929	264	80
7215	Coin-operated laundries and dry cleaning.....	††	††	††	††	-	-	-	-	-
721 ex.	Other laundry, cleaning, and garment services.....	††	††	††	††	8	2 796	929	264	80
7215	Power laundries, family and commercial*.....	**	**	**	**	-	-	-	-	-
7216	Dry-cleaning plants, except rug cleaning*.....	**	**	**	**	3	(D)	(D)	(D)	(D)
Other 721	Laundry and cleaning services, n.e.c.*.....	**	**	**	**	5	(D)	(D)	(D)	(D)
722	Photographic studios, portrait.....	††	††	††	††	2	(D)	(D)	(D)	(D)
723, 4	Beauty and barber shops.....	††	††	††	††	35	3 123	1 322	367	178
723	Beauty shops.....	††	††	††	††	31	2 984	1 218	342	162
724	Barber shops.....	††	††	††	††	4	139	104	25	16
725	Shoe repair, shoe shine, and hat-cleaning shops.....	††	††	††	††	1	(D)	(D)	(D)	(D)
726	Funeral service and crematories.....	††	††	††	††	5	823	119	29	8
729	Miscellaneous personal services.....	††	††	††	††	5	747	301	124	144
73	Business services.....	††	††	††	††	170	80 188	30 495	7 489	3 331
731	Advertising.....	††	††	††	††	8	1 296	480	123	25
734	Services to dwellings and other buildings.....	††	††	††	††	5	1 128	694	155	77
737	Computer and data processing services.....	††	††	††	††	20	15 933	4 411	1 008	243
7392	Management, consulting, and public relations services.....	††	††	††	††	27	14 179	3 499	742	156
7394	Equipment rental and leasing services.....	††	††	††	††	16	5 925	1 708	423	81
Other 73	Other business services.....	††	††	††	††	94	41 727	19 703	5 038	2 749
75	Automotive repair, services, and garages.....	††	††	††	††	49	18 139	4 168	858	259
751	Automotive rental and leasing, without drivers.....	††	††	††	††	9	10 200	1 795	351	86
752	Automobile parking.....	††	††	††	††	-	-	-	-	-
753	Automotive repair shops.....	††	††	††	††	36	7 258	2 183	455	139
7538	General automotive repair shops.....	††	††	††	††	11	1 077	168	40	19
7531	Top and body repair shops.....	††	††	††	††	14	2 925	913	211	60
7534, 5, 9	Other automotive repair shops.....	††	††	††	††	11	3 256	1 102	204	60
754	Automotive services, except repair.....	††	††	††	††	4	681	190	52	34
76	Miscellaneous repair services.....	††	††	††	††	27	9 594	2 738	652	163
762	Electrical and electronic repair shops.....	††	††	††	††	8	5 241	1 446	360	79
7622	Radio and TV repair shops.....	††	††	††	††	3	(D)	(D)	(D)	(D)
7623, 9	Other electrical and electronic repair shops.....	††	††	††	††	5	(D)	(D)	(D)	(D)
764	Reupholstery and furniture repair.....	††	††	††	††	2	(D)	(D)	(D)	(D)
763, 9	Other repair shops and related services.....	††	††	††	††	17	(D)	(D)	(D)	(D)
78, 79	Amusement and recreation services, including motion pictures.....	††	††	††	††	11	2 181	702	159	90
781, 2	Motion picture production, distribution, and services.....	††	††	††	††	-	-	-	-	-
783	Motion picture theaters.....	††	††	††	††	2	(D)	(D)	(D)	(D)
792	Producers, orchestras, and entertainers.....	††	††	††	††	1	(D)	(D)	(D)	(D)
793	Bowling alleys and billiards and pool establishments.....	††	††	††	††	1	(D)	(D)	(D)	(D)
79 ex. 792, 3	Commercial sports and other amusement and recreation services.....	††	††	††	††	7	(D)	(D)	(D)	(D)
80, ex. 806	Health services, except hospitals.....	††	††	††	††	157	50 605	24 094	5 959	1 224
801	Offices of physicians.....	††	††	††	††	99	(D)	(D)	(D)	(D)
802	Offices of dentists.....	††	††	††	††	34	6 795	2 310	549	165
803	Offices of osteopathic physicians.....	††	††	††	††	1	(D)	(D)	(D)	(D)
8041	Offices of chiropractors.....	††	††	††	††	3	365	50	7	8
8042	Offices of optometrists.....	††	††	††	††	4	490	87	25	13
805	Nursing and personal care facilities.....	††	††	††	††	15	9 799	4 937	1 248	531
8049, 807, 8, 9	Other health services.....	††	††	††	††	15	9 799	4 937	1 248	531
81	Legal services.....	††	††	††	††	191	47 390	14 543	3 009	824
823, 4, 9	Selected educational services.....	††	††	††	††	5	1 625	509	133	49
891	Engineering, architectural, and surveying services.....	††	††	††	††	17	(D)	(D)	(D)	(D)
893	Accounting, auditing, and bookkeeping services.....	††	††	††	††	28	22 540	7 661	2 010	401
83, 892, 9	Social and other services.....	††	††	††	††	6	(D)	(D)	(D)	(D)
83	Social services.....	**	**	**	**	4	282	153	26	19
892, 9	Other services.....	**	**	**	**	2	(D)	(D)	(D)	(D)

**Table 7. Summary Statistics for Firms Subject to Federal Income Tax for Places With 300 Establishments or More: 1982—Con.**

[For meaning of abbreviations and symbols, see introductory text. For explanation of terms and comparability of 1977 and 1982 censuses, see appendix A. For information on geographic areas followed by Δ, see appendix F]

SIC code	Geographic area and kind of business or operation	All establishments				Establishments with payroll				
		Number	Receipts (\$1,000)	Unincorporated businesses or operations		Number	Receipts (\$1,000)	Annual payroll (\$1,000)	First quarter payroll (\$1,000)	Paid employees for pay period including March 12 (number)
				Individual proprietorships (number)	Partnerships (number)					
	<b>HAMILTON TOWNSHIP</b>									
	Total.....	††	††	††	††	346	83 952	36 077	8 545	2 950
70	Hotels, motels, and other lodging places.....	††	††	††	††	1	(D)	(D)	(D)	(D)
7011	Hotels, motor hotels, and motels.....	††	††	††	††	-	-	-	-	-
7011 pt.	Hotels.....	††	††	††	††	-	-	-	-	-
7011 pt.	Motels, motor hotels, and tourist courts.....	††	††	††	††	-	-	-	-	-
702, 3, 4	Other lodging places.....	††	††	††	††	1	(D)	(D)	(D)	(D)
72	Personal services.....	††	††	††	††	61	5 326	1 758	437	328
721	Laundry, cleaning, and garment services.....	††	††	††	††	14	1 238	408	98	56
7215	Coin-operated laundries and dry cleaning.....	††	††	††	††	3	(D)	(D)	(D)	(D)
721 ex. 7215	Other laundry, cleaning, and garment services.....	††	††	††	††	11	(D)	(D)	(D)	(D)
7216	Power laundries, family and commercial*.....	**	**	**	**	1	(D)	(D)	(D)	(D)
7216	Dry-cleaning plants, except rug cleaning*.....	**	**	**	**	7	857	312	71	36
Other 721	Laundry and cleaning services, n.e.c.*.....	**	**	**	**	3	(D)	(D)	(D)	(D)
722	Photographic studios, portrait.....	††	††	††	††	1	(D)	(D)	(D)	(D)
723, 4	Beauty and barber shops.....	††	††	††	††	35	1 297	543	123	100
723	Beauty shops.....	††	††	††	††	29	1 074	448	102	89
724	Barber shops.....	††	††	††	††	6	223	95	21	11
725	Shoe repair, shoe shine, and hat-cleaning shops.....	††	††	††	††	-	-	-	-	-
726	Funeral service and crematories.....	††	††	††	††	8	1 897	497	114	36
729	Miscellaneous personal services.....	††	††	††	††	3	(D)	(D)	(D)	(D)
73	Business services.....	††	††	††	††	39	14 783	7 844	1 743	1 095
731	Advertising.....	††	††	††	††	2	(D)	(D)	(D)	(D)
734	Services to dwellings and other buildings.....	††	††	††	††	6	980	371	76	45
737	Computer and data processing services.....	††	††	††	††	4	(D)	(D)	(D)	(D)
7392	Management, consulting, and public relations services.....	††	††	††	††	7	1 362	732	194	57
7394	Equipment rental and leasing services.....	††	††	††	††	2	(D)	(D)	(D)	(D)
Other 73	Other business services.....	††	††	††	††	18	9 071	5 623	1 228	941
75	Automotive repair, services, and garages.....	††	††	††	††	44	10 714	2 776	618	204
751	Automotive rental and leasing, without drivers.....	††	††	††	††	1	(D)	(D)	(D)	(D)
752	Automobile parking.....	††	††	††	††	-	-	-	-	-
753	Automotive repair shops.....	††	††	††	††	39	9 812	2 501	551	178
7538	General automotive repair shops.....	††	††	††	††	15	3 633	1 001	210	69
7531	Top and body repair shops.....	††	††	††	††	13	2 174	583	141	47
7534, 5, 9	Other automotive repair shops.....	††	††	††	††	11	4 005	917	200	62
754	Automotive services, except repair.....	††	††	††	††	4	(D)	(D)	(D)	(D)
76	Miscellaneous repair services.....	††	††	††	††	20	4 670	1 815	388	103
762	Electrical and electronic repair shops.....	††	††	††	††	7	1 148	483	100	31
7622	Radio and TV repair shops.....	††	††	††	††	1	(D)	(D)	(D)	(D)
7623, 9	Other electrical and electronic repair shops.....	††	††	††	††	6	(D)	(D)	(D)	(D)
764	Reupholstery and furniture repair.....	††	††	††	††	1	(D)	(D)	(D)	(D)
763, 9	Other repair shops and related services.....	††	††	††	††	12	(D)	(D)	(D)	(D)
78, 79	Amusement and recreation services, including motion pictures.....	††	††	††	††	14	3 812	1 083	281	165
781, 2	Motion picture production, distribution, and services.....	††	††	††	††	-	-	-	-	-
783	Motion picture theaters.....	††	††	††	††	3	527	118	28	24
792	Producers, orchestras, and entertainers.....	††	††	††	††	2	(D)	(D)	(D)	(D)
793	Bowling alleys and billiards and pool establishments.....	††	††	††	††	2	(D)	(D)	(D)	(D)
79 ex. 792, 3	Commercial sports and other amusement and recreation services.....	††	††	††	††	7	1 335	344	92	79
80, ex. 806	Health services, except hospitals.....	††	††	††	††	119	34 088	16 829	4 189	783
801	Offices of physicians.....	††	††	††	††	72	19 737	10 534	2 541	302
802	Offices of dentists.....	††	††	††	††	24	6 822	2 945	947	187
803	Offices of osteopathic physicians.....	††	††	††	††	2	(D)	(D)	(D)	(D)
8041	Offices of chiropractors.....	††	††	††	††	6	748	262	44	13
8042	Offices of optometrists.....	††	††	††	††	3	(D)	(D)	(D)	(D)
805	Nursing and personal care facilities.....	††	††	††	††	2	(D)	(D)	(D)	(D)
8049, 807, 8, 9	Other health services.....	††	††	††	††	10	(D)	(D)	(D)	(D)
81	Legal services.....	††	††	††	††	18	4 141	1 629	356	95
823, 4, 9	Selected educational services.....	††	††	††	††	1	(D)	(D)	(D)	(D)
891	Engineering, architectural, and surveying services.....	††	††	††	††	10	3 594	1 360	292	71
893	Accounting, auditing, and bookkeeping services.....	††	††	††	††	14	2 139	699	173	58
83, 892, 9	Social and other services.....	††	††	††	††	5	(D)	(D)	(D)	(D)
83	Social services.....	**	**	**	**	5	(D)	(D)	(D)	(D)
892, 9	Other services.....	**	**	**	**	-	-	-	-	-

**Table 7. Summary Statistics for Firms Subject to Federal Income Tax for Places With 300 Establishments or More: 1982—Con.**

[For meaning of abbreviations and symbols, see introductory text. For explanation of terms and comparability of 1977 and 1982 censuses, see appendix A. For information on geographic areas followed by Δ, see appendix F]

SIC code	Geographic area and kind of business or operation	All establishments				Establishments with payroll				
		Number	Receipts (\$1,000)	Unincorporated businesses or operations		Number	Receipts (\$1,000)	Annual payroll (\$1,000)	First quarter payroll (\$1,000)	Paid employees for pay period including March 12 (number)
				Individual proprietorships (number)	Partnerships (number)					
<b>JERSEY CITY</b>										
	Total.....	††	††	††	††	878	248 468	91 302	21 354	7 652
70	Hotels, motels, and other lodging places.....	††	††	††	††	9	4 768	1 222	283	136
7011	Hotels, motor hotels, and motels.....	††	††	††	††	5	4 626	1 198	277	129
7011 pt.	Hotels.....	††	††	††	††	2	(D)	(D)	(D)	(D)
7011 pt.	Motels, motor hotels, and tourist courts.....	††	††	††	††	3	(D)	(D)	(D)	(D)
702, 3, 4	Other lodging places.....	††	††	††	††	4	142	24	6	7
72	Personal services.....	††	††	††	††	152	34 753	10 988	2 607	1 200
721	Laundry, cleaning, and garment services.....	††	††	††	††	60	26 086	8 617	1 973	798
7215	Coin-operated laundries and dry cleaning.....	††	††	††	††	9	1 025	120	31	18
721 ex. 7215	Other laundry, cleaning, and garment services.....	††	††	††	††	51	25 061	8 497	1 942	780
7211	Power laundries, family and commercial*.....	**	**	**	**	2	(D)	(D)	(D)	(D)
7216	Dry-cleaning plants, except rug cleaning*.....	**	**	**	**	29	2 277	865	207	114
Other 721	Laundry and cleaning services, n.e.c.*.....	**	**	**	**	20	(D)	(D)	(D)	(D)
722	Photographic studios, portrait.....	††	††	††	††	4	(D)	(D)	(D)	(D)
723, 4	Beauty and barber shops.....	††	††	††	††	58	2 045	762	175	121
723	Beauty shops.....	††	††	††	††	48	1 776	645	147	106
724	Barber shops.....	††	††	††	††	10	269	117	28	15
725	Shoe repair, shoe shine, and hat-cleaning shops.....	††	††	††	††	5	(D)	(D)	(D)	(D)
726	Funeral service and crematories.....	††	††	††	††	20	5 108	1 116	287	98
729	Miscellaneous personal services.....	††	††	††	††	5	1 024	367	147	171
73	Business services.....	††	††	††	††	133	79 071	37 983	8 768	3 764
731	Advertising.....	††	††	††	††	6	(D)	(D)	(D)	(D)
734	Services to dwellings and other buildings.....	††	††	††	††	23	(D)	(D)	(D)	(D)
737	Computer and data processing services.....	††	††	††	††	15	9 475	4 321	1 054	188
7392	Management, consulting, and public relations services.....	††	††	††	††	17	10 210	4 332	1 003	293
7394	Equipment rental and leasing services.....	††	††	††	††	6	1 029	414	72	25
Other 73	Other business services.....	††	††	††	††	66	40 103	17 042	3 789	1 938
75	Automotive repair, services, and garages.....	††	††	††	††	124	28 146	7 176	1 714	596
751	Automotive rental and leasing, without drivers.....	††	††	††	††	9	(D)	(D)	(D)	(D)
752	Automobile parking.....	††	††	††	††	18	(D)	(D)	(D)	(D)
753	Automotive repair shops.....	††	††	††	††	85	16 275	4 925	1 142	378
7538	General automotive repair shops.....	††	††	††	††	40	6 405	1 866	438	154
7531	Top and body repair shops.....	††	††	††	††	26	6 399	2 193	485	152
7534, 5, 9	Other automotive repair shops.....	††	††	††	††	19	3 471	866	219	72
754	Automotive services, except repair.....	††	††	††	††	12	1 475	303	73	52
76	Miscellaneous repair services.....	††	††	††	††	33	11 340	3 531	805	189
762	Electrical and electronic repair shops.....	††	††	††	††	9	1 068	401	98	33
7622	Radio and TV repair shops.....	††	††	††	††	4	456	178	40	13
7623, 9	Other electrical and electronic repair shops.....	††	††	††	††	5	612	223	58	20
764	Reupholstery and furniture repair.....	††	††	††	††	4	498	158	39	18
763, 9	Other repair shops and related services.....	††	††	††	††	20	9 774	2 972	668	138
78, 79	Amusement and recreation services, including motion pictures.....	††	††	††	††	15	4 816	1 100	293	149
781, 2	Motion picture production, distribution, and services.....	††	††	††	††	-	-	-	-	-
783	Motion picture theaters.....	††	††	††	††	3	3 260	601	151	74
792	Producers, orchestras, and entertainers.....	††	††	††	††	-	-	-	-	-
793	Bowling alleys and billiards and pool establishments.....	††	††	††	††	4	(D)	(D)	(D)	(D)
79 ex. 792, 3	Commercial sports and other amusement and recreation services.....	††	††	††	††	8	(D)	(D)	(D)	(D)
80, ex. 806	Health services, except hospitals.....	††	††	††	††	233	38 127	15 215	3 583	801
801	Offices of physicians.....	††	††	††	††	147	20 609	9 448	2 229	379
802	Offices of dentists.....	††	††	††	††	52	10 202	3 632	845	247
803	Offices of osteopathic physicians.....	††	††	††	††	1	(D)	(D)	(D)	(D)
8041	Offices of chiropractors.....	††	††	††	††	4	(D)	(D)	(D)	(D)
8042	Offices of optometrists.....	††	††	††	††	8	995	236	60	21
805	Nursing and personal care facilities.....	††	††	††	††	-	-	-	-	-
8049, 807, 8, 9	Other health services.....	††	††	††	††	21	5 821	1 700	401	142
81	Legal services.....	††	††	††	††	135	39 707	10 659	2 447	610
823, 4, 9	Selected educational services.....	††	††	††	††	7	1 067	402	106	38
891	Engineering, architectural, and surveying services.....	††	††	††	††	11	2 764	1 471	397	72
893	Accounting, auditing, and bookkeeping services.....	††	††	††	††	19	3 129	1 309	307	71
83, 892, 9	Social and other services.....	††	††	††	††	7	780	246	44	26
83	Social services.....	**	**	**	**	6	(D)	(D)	(D)	(D)
892, 9	Other services.....	**	**	**	**	1	(D)	(D)	(D)	(D)

**Table 7. Summary Statistics for Firms Subject to Federal Income Tax for Places With 300 Establishments or More: 1982—Con.**

[For meaning of abbreviations and symbols, see introductory text. For explanation of terms and comparability of 1977 and 1982 censuses, see appendix A. For information on geographic areas followed by Δ, see appendix F]

SIC code	Geographic area and kind of business or operation	All establishments				Establishments with payroll				
		Number	Receipts (\$1,000)	Unincorporated businesses or operations		Number	Receipts (\$1,000)	Annual payroll (\$1,000)	First quarter payroll (\$1,000)	Paid employees for pay period including March 12 (number)
				Individual proprietorships (number)	Partnerships (number)					
<b>LIVINGSTON TOWNSHIP</b>										
	<b>Total</b> .....	††	††	††	††	410	178 259	67 771	16 345	3 622
70	<b>Hotels, motels, and other lodging places</b> .....	††	††	††	††	1	(D)	(D)	(D)	(D)
7011	Hotels, motor hotels, and motels.....	††	††	††	††	1	(D)	(D)	(D)	(D)
7011 pt.	Hotels.....	††	††	††	††	-	-	-	-	-
7011 pt.	Motels, motor hotels, and tourist courts.....	††	††	††	††	1	(D)	(D)	(D)	(D)
702, 3, 4	Other lodging places.....	††	††	††	††	-	-	-	-	-
72	<b>Personal services</b> .....	††	††	††	††	38	8 413	3 414	780	559
721	Laundry, cleaning, and garment services.....	††	††	††	††	9	1 614	543	130	59
7215	Coin-operated laundries and dry cleaning.....	††	††	††	††	3	(D)	(D)	(D)	(D)
721 ex.	Other laundry, cleaning, and garment services.....	††	††	††	††	6	(D)	(D)	(D)	(D)
7215	Power laundries, family and commercial*.....	**	**	**	**	1	(D)	(D)	(D)	(D)
7211	Dry-cleaning plants, except rug cleaning*.....	**	**	**	**	5	831	249	58	24
7216	Laundry and cleaning services, n.e.c.*.....	**	**	**	**	-	(D)	(D)	(D)	(D)
Other 721										
722	Photographic studios, portrait.....	††	††	††	††	1	(D)	(D)	(D)	(D)
723, 4	<b>Beauty and barber shops</b> .....	††	††	††	††	21	3 421	1 655	376	207
723	Beauty shops.....	††	††	††	††	20	(D)	(D)	(D)	(D)
724	Barber shops.....	††	††	††	††	1	(D)	(D)	(D)	(D)
725	Shoe repair, shoe shine, and hat-cleaning shops.....	††	††	††	††	-	-	-	-	-
726	Funeral service and crematories.....	††	††	††	††	1	(D)	(D)	(D)	(D)
729	Miscellaneous personal services.....	††	††	††	††	6	(D)	(D)	(D)	(D)
73	<b>Business services</b> .....	††	††	††	††	75	28 426	11 371	2 729	876
731	Advertising.....	††	††	††	††	5	756	426	86	20
734	Services to dwellings and other buildings.....	††	††	††	††	10	2 960	1 900	425	142
737	Computer and data processing services.....	††	††	††	††	11	3 326	1 182	315	83
7392	Management, consulting, and public relations services.....	††	††	††	††	18	9 005	2 059	468	94
7394	Equipment rental and leasing services.....	††	††	††	††	2	(D)	(D)	(D)	(D)
Other 73	Other business services.....	††	††	††	††	29	(D)	(D)	(D)	(D)
75	<b>Automotive repair, services, and garages</b> .....	††	††	††	††	11	7 855	960	258	55
751	Automotive rental and leasing, without drivers.....	††	††	††	††	3	(D)	(D)	(D)	(D)
752	Automobile parking.....	††	††	††	††	-	-	-	-	-
753	Automotive repair shops.....	††	††	††	††	6	(D)	(D)	(D)	(D)
7538	General automotive repair shops.....	††	††	††	††	3	835	186	41	13
7531	Top and body repair shops.....	††	††	††	††	2	(D)	(D)	(D)	(D)
7534, 5, 9	Other automotive repair shops.....	††	††	††	††	1	(D)	(D)	(D)	(D)
754	Automotive services, except repair.....	††	††	††	††	2	(D)	(D)	(D)	(D)
76	<b>Miscellaneous repair services</b> .....	††	††	††	††	11	4 272	1 374	314	58
762	Electrical and electronic repair shops.....	††	††	††	††	5	(D)	(D)	(D)	(D)
7622	Radio and TV repair shops.....	††	††	††	††	2	(D)	(D)	(D)	(D)
7623, 9	Other electrical and electronic repair shops.....	††	††	††	††	3	(D)	(D)	(D)	(D)
764	Reupholstery and furniture repair.....	††	††	††	††	1	(D)	(D)	(D)	(D)
763, 9	Other repair shops and related services.....	††	††	††	††	5	(D)	(D)	(D)	(D)
78, 79	<b>Amusement and recreation services, including motion pictures</b> .....	††	††	††	††	14	3 116	1 240	232	114
781, 2	Motion picture production, distribution, and services.....	††	††	††	††	2	(D)	(D)	(D)	(D)
783	Motion picture theaters.....	††	††	††	††	1	(D)	(D)	(D)	(D)
792	Producers, orchestras, and entertainers.....	††	††	††	††	1	(D)	(D)	(D)	(D)
793	Bowling alleys and billiards and pool establishments.....	††	††	††	††	-	-	-	-	-
79 ex. 792, 3	Commercial sports and other amusement and recreation services.....	††	††	††	††	10	2 675	1 137	216	105
80, ex. 806	<b>Health services, except hospitals</b> .....	††	††	††	††	165	44 925	21 926	5 442	786
801	Offices of physicians.....	††	††	††	††	111	33 002	16 911	4 303	431
802	Offices of dentists.....	††	††	††	††	32	5 546	2 242	516	134
803	Offices of osteopathic physicians.....	††	††	††	††	-	-	-	-	-
8041	Offices of chiropractors.....	††	††	††	††	5	294	35	8	7
8042	Offices of optometrists.....	††	††	††	††	3	189	32	3	3
805	Nursing and personal care facilities.....	††	††	††	††	1	(D)	(D)	(D)	(D)
8049, 807, 8, 9	Other health services.....	††	††	††	††	13	(D)	(D)	(D)	(D)
81	<b>Legal services</b> .....	††	††	††	††	42	15 242	6 099	1 384	262
823, 4, 9	<b>Selected educational services</b> .....	††	††	††	††	2	(D)	(D)	(D)	(D)
891	<b>Engineering, architectural, and surveying services</b> .....	††	††	††	††	16	(D)	(D)	(D)	(D)
893	<b>Accounting, auditing, and bookkeeping services</b> .....	††	††	††	††	30	9 502	3 286	808	173
83, 892, 9	<b>Social and other services</b> .....	††	††	††	††	5	463	236	92	38
83	Social services.....	**	**	**	**	3	(D)	(D)	(D)	(D)
892, 9	Other services.....	**	**	**	**	2	(D)	(D)	(D)	(D)

**Table 7. Summary Statistics for Firms Subject to Federal Income Tax for Places With 300 Establishments or More: 1982—Con.**

[For meaning of abbreviations and symbols, see introductory text. For explanation of terms and comparability of 1977 and 1982 censuses, see appendix A. For information on geographic areas followed by Δ, see appendix F]

SIC code	Geographic area and kind of business or operation	All establishments				Establishments with payroll				
		Number	Receipts (\$1,000)	Unincorporated businesses or operations		Number	Receipts (\$1,000)	Annual payroll (\$1,000)	First quarter payroll (\$1,000)	Paid employees for pay period including March 12 (number)
				Individual proprietorships (number)	Partnerships (number)					
<b>MILLBURN TOWNSHIP</b>										
	<b>Total</b> .....	††	††	††	††	329	125 113	51 827	12 771	2 464
70	<b>Hotels, motels, and other lodging places</b> .....	††	††	††	††	1	(D)	(D)	(D)	(D)
7011	Hotels, motor hotels, and motels.....	††	††	††	††	1	(D)	(D)	(D)	(D)
7011 pt.	Hotels.....	††	††	††	††	-	-	-	-	-
7011 pt.	Motels, motor hotels, and tourist courts.....	††	††	††	††	1	(D)	(D)	(D)	(D)
702, 3, 4	Other lodging places.....	††	††	††	††	-	-	-	-	-
72	<b>Personal services</b> .....	††	††	††	††	48	(D)	(D)	(D)	(D)
721	Laundry, cleaning, and garment services.....	††	††	††	††	12	1 813	468	110	48
7215	Coin-operated laundries and dry cleaning.....	††	††	††	††	2	(D)	(D)	(D)	(D)
721 ex.	Other laundry, cleaning, and garment services.....	††	††	††	††	10	(D)	(D)	(D)	(D)
7215	Power laundries, family and commercial*.....	**	**	**	**	-	-	-	-	-
7216	Dry-cleaning plants, except rug cleaning*.....	**	**	**	**	7	1 015	327	72	35
Other 721	Laundry and cleaning services, n.e.c.*.....	**	**	**	**	3	(D)	(D)	(D)	(D)
722	Photographic studios, portrait.....	††	††	††	††	-	-	-	-	-
723, 4	<b>Beauty and barber shops</b> .....	††	††	††	††	33	3 639	1 911	433	239
723	Beauty shops.....	††	††	††	††	29	3 177	1 682	382	213
724	Barber shops.....	††	††	††	††	4	462	229	51	26
725	Shoe repair, shoe shine, and hat-cleaning shops.....	††	††	††	††	-	-	-	-	-
726	Funeral service and crematories.....	††	††	††	††	-	-	-	-	-
729	Miscellaneous personal services.....	††	††	††	††	3	(D)	(D)	(D)	(D)
73	<b>Business services</b> .....	††	††	††	††	56	24 051	7 287	1 854	391
731	Advertising.....	††	††	††	††	4	3 316	1 572	405	59
734	Services to dwellings and other buildings.....	††	††	††	††	4	113	53	9	10
737	Computer and data processing services.....	††	††	††	††	5	(D)	(D)	(D)	(D)
7392	Management, consulting, and public relations services.....	††	††	††	††	22	4 669	1 677	378	75
7394	Equipment rental and leasing services.....	††	††	††	††	1	(D)	(D)	(D)	(D)
Other 73	Other business services.....	††	††	††	††	20	11 215	3 136	769	173
75	<b>Automotive repair, services, and garages</b> .....	††	††	††	††	7	1 465	320	68	28
751	Automotive rental and leasing, without drivers.....	††	††	††	††	1	(D)	(D)	(D)	(D)
752	Automobile parking.....	††	††	††	††	-	-	-	-	-
753	Automotive repair shops.....	††	††	††	††	5	(D)	(D)	(D)	(D)
7538	General automotive repair shops.....	††	††	††	††	4	(D)	(D)	(D)	(D)
7531	Top and body repair shops.....	††	††	††	††	1	(D)	(D)	(D)	(D)
7534, 5, 9	Other automotive repair shops.....	††	††	††	††	-	-	-	-	-
754	Automotive services, except repair.....	††	††	††	††	1	(D)	(D)	(D)	(D)
76	<b>Miscellaneous repair services</b> .....	††	††	††	††	5	1 838	526	135	36
762	Electrical and electronic repair shops.....	††	††	††	††	3	(D)	(D)	(D)	(D)
7622	Radio and TV repair shops.....	††	††	††	††	-	-	-	-	-
7623, 9	Other electrical and electronic repair shops.....	††	††	††	††	3	(D)	(D)	(D)	(D)
764	Reupholstery and furniture repair.....	††	††	††	††	1	(D)	(D)	(D)	(D)
763, 9	Other repair shops and related services.....	††	††	††	††	1	(D)	(D)	(D)	(D)
78, 79	<b>Amusement and recreation services, including motion pictures</b> .....	††	††	††	††	11	4 121	1 560	340	265
781, 2	Motion picture production, distribution, and services.....	††	††	††	††	1	(D)	(D)	(D)	(D)
783	Motion picture theaters.....	††	††	††	††	1	(D)	(D)	(D)	(D)
792	Producers, orchestras, and entertainers.....	††	††	††	††	4	1 738	959	176	185
793	Bowling alleys and billiards and pool establishments.....	††	††	††	††	-	-	-	-	-
79 ex. 792, 3	Commercial sports and other amusement and recreation services.....	††	††	††	††	5	(D)	(D)	(D)	(D)
80, ex. 806	<b>Health services, except hospitals</b> .....	††	††	††	††	143	38 115	19 879	5 139	585
801	Offices of physicians.....	††	††	††	††	101	30 408	16 865	4 438	419
802	Offices of dentists.....	††	††	††	††	29	5 218	1 756	419	109
803	Offices of osteopathic physicians.....	††	††	††	††	-	-	-	-	-
8041	Offices of chiropractors.....	††	††	††	††	1	(D)	(D)	(D)	(D)
8042	Offices of optometrists.....	††	††	††	††	1	(D)	(D)	(D)	(D)
805	Nursing and personal care facilities.....	††	††	††	††	-	-	-	-	-
8049, 807, 8, 9	Other health services.....	††	††	††	††	11	(D)	(D)	(D)	(D)
81	<b>Legal services</b> .....	††	††	††	††	31	11 112	4 860	1 252	188
823, 4, 9	<b>Selected educational services</b> .....	††	††	††	††	-	-	-	-	-
891	<b>Engineering, architectural, and surveying services</b> .....	††	††	††	††	9	13 196	5 481	1 422	202
893	<b>Accounting, auditing, and bookkeeping services</b> .....	††	††	††	††	13	24 198	8 825	1 815	330
83, 892, 9	<b>Social and other services</b> .....	††	††	††	††	5	398	182	95	17
83	Social services.....	**	**	**	**	3	(D)	(D)	(D)	(D)
892, 9	Other services.....	**	**	**	**	2	(D)	(D)	(D)	(D)



**Table 7. Summary Statistics for Firms Subject to Federal Income Tax for Places With 300 Establishments or More: 1982—Con.**

[For meaning of abbreviations and symbols, see introductory text. For explanation of terms and comparability of 1977 and 1982 censuses, see appendix A. For information on geographic areas followed by Δ, see appendix F]

SIC code	Geographic area and kind of business or operation	All establishments				Establishments with payroll				
		Number	Receipts (\$1,000)	Unincorporated businesses or operations		Number	Receipts (\$1,000)	Annual payroll (\$1,000)	First quarter payroll (\$1,000)	Paid employees for pay period including March 12 (number)
				Individual proprietorships (number)	Partnerships (number)					
	<b>MONTCLAIR TOWNSHIP Δ</b>									
	Total.....	††	††	††	††	440	94 993	33 742	7 781	2 376
70	Hotels, motels, and other lodging places.....	††	††	††	††	4	217	66	17	10
7011	Hotels, motor hotels, and motels.....	††	††	††	††	-	-	-	-	-
7011 pt.	Hotels.....	††	††	††	††	-	-	-	-	-
7011 pt.	Motels, motor hotels, and tourist courts.....	††	††	††	††	-	-	-	-	-
702, 3, 4	Other lodging places.....	††	††	††	††	4	217	66	17	10
72	Personal services.....	††	††	††	††	49	4 711	1 672	384	189
721	Laundry, cleaning, and garment services.....	††	††	††	††	10	1 652	574	135	73
7215	Coin-operated laundries and dry cleaning.....	††	††	††	††	1	(D)	(D)	(D)	(D)
721 ex.	Other laundry, cleaning, and garment services.....	††	††	††	††	9	(D)	(D)	(D)	(D)
7215	Power laundries, family and commercial*.....	**	**	**	**	-	-	-	-	-
7211	Dry-cleaning plants, except rug cleaning*.....	**	**	**	**	8	1 452	539	127	64
7216	Laundry and cleaning services, n.e.c.*.....	**	**	**	**	1	(D)	(D)	(D)	(D)
Other 721										
722	Photographic studios, portrait.....	††	††	††	††	2	(D)	(D)	(D)	(D)
723, 4	Beauty and barber shops.....	††	††	††	††	28	1 781	747	169	79
723	Beauty shops.....	††	††	††	††	24	(D)	(D)	(D)	(D)
724	Barber shops.....	††	††	††	††	4	(D)	(D)	(D)	(D)
725	Shoe repair, shoe shine, and hat-cleaning shops.....	††	††	††	††	-	-	-	-	-
726	Funeral service and crematories.....	††	††	††	††	5	767	155	36	12
729	Miscellaneous personal services.....	††	††	††	††	4	(D)	(D)	(D)	(D)
73	Business services.....	††	††	††	††	97	22 079	10 125	2 264	714
731	Advertising.....	††	††	††	††	12	2 227	778	187	42
734	Services to dwellings and other buildings.....	††	††	††	††	8	1 454	321	68	39
737	Computer and data processing services.....	††	††	††	††	11	1 820	695	159	68
7392	Management, consulting, and public relations services.....	††	††	††	††	21	5 822	2 888	555	122
7394	Equipment rental and leasing services.....	††	††	††	††	3	(D)	(D)	(D)	(D)
Other 73	Other business services.....	††	††	††	††	42	(D)	(D)	(D)	(D)
75	Automotive repair, services, and garages.....	††	††	††	††	34	7 431	1 528	322	116
751	Automotive rental and leasing, without drivers.....	††	††	††	††	2	(D)	(D)	(D)	(D)
752	Automobile parking.....	††	††	††	††	-	-	-	-	-
753	Automotive repair shops.....	††	††	††	††	30	(D)	(D)	(D)	(D)
7538	General automotive repair shops.....	††	††	††	††	15	2 158	617	138	45
7531	Top and body repair shops.....	††	††	††	††	9	2 719	616	123	36
7534, 5, 9	Other automotive repair shops.....	††	††	††	††	6	(D)	(D)	(D)	(D)
754	Automotive services, except repair.....	††	††	††	††	2	(D)	(D)	(D)	(D)
76	Miscellaneous repair services.....	††	††	††	††	11	757	241	53	25
762	Electrical and electronic repair shops.....	††	††	††	††	1	(D)	(D)	(D)	(D)
7622	Radio and TV repair shops.....	††	††	††	††	1	(D)	(D)	(D)	(D)
7623, 9	Other electrical and electronic repair shops.....	††	††	††	††	-	-	-	-	-
764	Reupholstery and furniture repair.....	††	††	††	††	3	237	84	21	7
763, 9	Other repair shops and related services.....	††	††	††	††	7	(D)	(D)	(D)	(D)
78, 79	Amusement and recreation services, including motion pictures.....	††	††	††	††	14	11 684	1 748	345	230
781, 2	Motion picture production, distribution, and services.....	††	††	††	††	2	(D)	(D)	(D)	(D)
783	Motion picture theaters.....	††	††	††	††	2	(D)	(D)	(D)	(D)
792	Producers, orchestras, and entertainers.....	††	††	††	††	5	(D)	(D)	(D)	(D)
793	Bowling alleys and billiards and pool establishments.....	††	††	††	††	-	(D)	(D)	(D)	(D)
79 ex. 792, 3	Commercial sports and other amusement and recreation services.....	††	††	††	††	5	599	194	35	15
80, ex. 806	Health services, except hospitals.....	††	††	††	††	137	31 246	12 988	3 289	678
801	Offices of physicians.....	††	††	††	††	83	19 926	8 845	2 373	268
802	Offices of dentists.....	††	††	††	††	31	4 351	1 249	260	89
803	Offices of osteopathic physicians.....	††	††	††	††	1	(D)	(D)	(D)	(D)
8041	Offices of chiropractors.....	††	††	††	††	3	(D)	(D)	(D)	(D)
8042	Offices of optometrists.....	††	††	††	††	1	(D)	(D)	(D)	(D)
805	Nursing and personal care facilities.....	††	††	††	††	5	4 447	2 267	532	279
8049, 807, 8, 9	Other health services.....	††	††	††	††	13	2 158	577	114	36
81	Legal services.....	††	††	††	††	47	8 915	2 690	549	173
823, 4, 9	Selected educational services.....	††	††	††	††	7	2 950	903	184	86
891	Engineering, architectural, and surveying services.....	††	††	††	††	17	2 584	960	203	64
893	Accounting, auditing, and bookkeeping services.....	††	††	††	††	9	1 267	445	76	27
83, 892, 9	Social and other services.....	††	††	††	††	14	1 152	376	95	64
83	Social services.....	**	**	**	**	10	(D)	(D)	(D)	(D)
892, 9	Other services.....	**	**	**	**	4	(D)	(D)	(D)	(D)

**Table 7. Summary Statistics for Firms Subject to Federal Income Tax for Places With 300 Establishments or More: 1982—Con.**

[For meaning of abbreviations and symbols, see introductory text. For explanation of terms and comparability of 1977 and 1982 censuses, see appendix A. For information on geographic areas followed by Δ, see appendix F]

SIC code	Geographic area and kind of business or operation	All establishments				Establishments with payroll				
		Number	Receipts (\$1,000)	Unincorporated businesses or operations		Number	Receipts (\$1,000)	Annual payroll (\$1,000)	First quarter payroll (\$1,000)	Paid employees for pay period including March 12 (number)
				Individual proprietorships (number)	Partnerships (number)					
	<b>MORRISTOWN</b>									
	Total.....	††	††	††	††	450	168 360	70 081	16 305	3 816
70	Hotels, motels, and other lodging places.....	††	††	††	††	6	6 732	1 786	456	255
7011	Hotels, motor hotels, and motels.....	††	††	††	††	5	(D)	(D)	(D)	(D)
7011 pt.	Hotels.....	††	††	††	††	2	(D)	(D)	(D)	(D)
7011 pt.	Motels, motor hotels, and tourist courts.....	††	††	††	††	3	(D)	(D)	(D)	(D)
702, 3, 4	Other lodging places.....	††	††	††	††	1	(D)	(D)	(D)	(D)
72	Personal services.....	††	††	††	††	40	5 006	1 742	476	247
721	Laundry, cleaning, and garment services.....	††	††	††	††	4	566	282	67	29
7215	Coin-operated laundries and dry cleaning.....	††	††	††	††	1	(D)	(D)	(D)	(D)
721 ex.	Other laundry, cleaning, and garment services.....	††	††	††	††	3	(D)	(D)	(D)	(D)
7215										
7211	Power laundries, family and commercial*.....	..	..	..	..	-	-	-	-	-
7216	Dry-cleaning plants, except rug cleaning*.....	..	..	..	..	3	(D)	(D)	(D)	(D)
Other 721	Laundry and cleaning services, n.e.c.*.....	..	..	..	..	-	-	-	-	-
722	Photographic studios, portrait.....	††	††	††	††	3	(D)	(D)	(D)	(D)
723, 4	Beauty and barber shops.....	††	††	††	††	23	1 725	676	177	92
723	Beauty shops.....	††	††	††	††	20	(D)	(D)	(D)	(D)
724	Barber shops.....	††	††	††	††	3	(D)	(D)	(D)	(D)
725	Shoe repair, shoe shine, and hat-cleaning shops.....	††	††	††	††	2	(D)	(D)	(D)	(D)
726	Funeral service and crematories.....	††	††	††	††	2	(D)	(D)	(D)	(D)
729	Miscellaneous personal services.....	††	††	††	††	6	757	277	105	80
73	Business services.....	††	††	††	††	95	36 059	16 122	3 785	1 079
731	Advertising.....	††	††	††	††	6	(D)	(D)	(D)	(D)
734	Services to dwellings and other buildings.....	††	††	††	††	11	2 018	1 206	267	306
737	Computer and data processing services.....	††	††	††	††	10	7 391	2 680	622	83
7392	Management, consulting, and public relations services.....	††	††	††	††	22	6 349	3 030	572	106
7394	Equipment rental and leasing services.....	††	††	††	††	4	2 183	460	118	21
Other 73	Other business services.....	††	††	††	††	42	(D)	(D)	(D)	(D)
75	Automotive repair, services, and garages.....	††	††	††	††	15	3 308	903	201	58
751	Automotive rental and leasing, without drivers.....	††	††	††	††	2	(D)	(D)	(D)	(D)
752	Automobile parking.....	††	††	††	††	2	(D)	(D)	(D)	(D)
753	Automotive repair shops.....	††	††	††	††	11	(D)	(D)	(D)	(D)
7538	General automotive repair shops.....	††	††	††	††	4	478	184	38	12
7531	Top and body repair shops.....	††	††	††	††	4	780	257	59	14
7534, 5, 9	Other automotive repair shops.....	††	††	††	††	3	(D)	(D)	(D)	(D)
754	Automotive services, except repair.....	††	††	††	††	-	-	-	-	-
76	Miscellaneous repair services.....	††	††	††	††	4	(D)	(D)	(D)	(D)
762	Electrical and electronic repair shops.....	††	††	††	††	2	(D)	(D)	(D)	(D)
7622	Radio and TV repair shops.....	††	††	††	††	2	(D)	(D)	(D)	(D)
7623, 9	Other electrical and electronic repair shops.....	††	††	††	††	-	-	-	-	-
764	Reupholstery and furniture repair.....	††	††	††	††	1	(D)	(D)	(D)	(D)
763, 9	Other repair shops and related services.....	††	††	††	††	1	(D)	(D)	(D)	(D)
78, 79	Amusement and recreation services, including motion pictures.....	††	††	††	††	10	1 606	373	104	79
781, 2	Motion picture production, distribution, and services.....	††	††	††	††	1	(D)	(D)	(D)	(D)
783	Motion picture theaters.....	††	††	††	††	1	(D)	(D)	(D)	(D)
792	Producers, orchestras, and entertainers.....	††	††	††	††	-	-	-	-	-
793	Bowling alleys and billiards and pool establishments.....	††	††	††	††	-	-	-	-	-
79 ex. 792, 3	Commercial sports and other amusement and recreation services.....	††	††	††	††	8	(D)	(D)	(D)	(D)
80, ex. 806	Health services, except hospitals.....	††	††	††	††	136	35 073	16 962	3 786	659
801	Offices of physicians.....	††	††	††	††	86	25 307	13 184	2 901	366
802	Offices of dentists.....	††	††	††	††	27	4 525	1 828	438	97
803	Offices of osteopathic physicians.....	††	††	††	††	1	(D)	(D)	(D)	(D)
8041	Offices of chiropractors.....	††	††	††	††	3	309	55	10	3
8042	Offices of optometrists.....	††	††	††	††	3	(D)	(D)	(D)	(D)
805	Nursing and personal care facilities.....	††	††	††	††	1	(D)	(D)	(D)	(D)
8049, 807, 8, 9	Other health services.....	††	††	††	††	15	2 454	930	213	89
81	Legal services.....	††	††	††	††	108	50 698	20 313	4 646	855
823, 4, 9	Selected educational services.....	††	††	††	††	5	851	221	51	12
891	Engineering, architectural, and surveying services.....	††	††	††	††	13	7 459	3 655	792	183
893	Accounting, auditing, and bookkeeping services.....	††	††	††	††	16	20 675	7 730	1 946	370
83, 892, 9	Social and other services.....	††	††	††	††	2	(D)	(D)	(D)	(D)
83	Social services.....	..	..	..	..	1	(D)	(D)	(D)	(D)
892, 9	Other services.....	..	..	..	..	1	(D)	(D)	(D)	(D)

**Table 7. Summary Statistics for Firms Subject to Federal Income Tax for Places With 300 Establishments or More: 1982—Con.**

[For meaning of abbreviations and symbols, see introductory text. For explanation of terms and comparability of 1977 and 1982 censuses, see appendix A. For information on geographic areas followed by Δ, see appendix F]

SIC code	Geographic area and kind of business or operation	All establishments				Establishments with payroll				
		Number	Receipts (\$1,000)	Unincorporated businesses or operations		Number	Receipts (\$1,000)	Annual payroll (\$1,000)	First quarter payroll (\$1,000)	Paid employees for pay period including March 12 (number)
				Individual proprietorships (number)	Partnerships (number)					
	<b>NEWARK</b>									
	<b>Total</b> .....	††	††	††	††	1 094	670 889	263 896	62 267	17 285
70	<b>Hotels, motels, and other lodging places</b> .....	††	††	††	††	17	20 803	5 889	1 429	615
7011	Hotels, motor hotels, and motels.....	††	††	††	††	12	20 382	5 835	1 417	602
7011 pt.	Hotels.....	††	††	††	††	7	(D)	(D)	(D)	(D)
7011 pt.	Motels, motor hotels, and tourist courts.....	††	††	††	††	5	(D)	(D)	(D)	(D)
702, 3, 4	Other lodging places.....	††	††	††	††	5	421	54	12	13
72	<b>Personal services</b> .....	††	††	††	††	154	54 969	16 589	3 783	1 442
721	Laundry, cleaning, and garment services.....	††	††	††	††	56	41 825	12 295	2 856	1 002
7215	Coin-operated laundries and dry cleaning.....	††	††	††	††	10	(D)	(D)	(D)	(D)
721 ex.	Other laundry, cleaning, and garment services.....	††	††	††	††	46	(D)	(D)	(D)	(D)
7215	Power laundries, family and commercial*.....	**	**	**	**	1	(D)	(D)	(D)	(D)
7211	Dry-cleaning plants, except rug cleaning*.....	**	**	**	**	29	2 641	958	199	107
7216	Laundry and cleaning services, n.e.c.*.....	**	**	**	**	16	(D)	(D)	(D)	(D)
Other 721										
722	Photographic studios, portrait.....	††	††	††	††	5	590	121	27	14
723, 4	Beauty and barber shops.....	††	††	††	††	58	4 476	1 618	337	185
723	Beauty shops.....	††	††	††	††	49	4 132	1 505	310	166
724	Barber shops.....	††	††	††	††	9	344	113	27	19
725	Shoe repair, shoe shine, and hat-cleaning shops.....	††	††	††	††	4	312	103	22	14
726	Funeral service and crematories.....	††	††	††	††	21	6 455	1 749	366	140
729	Miscellaneous personal services.....	††	††	††	††	10	1 311	703	175	87
73	<b>Business services</b> .....	††	††	††	††	186	179 002	92 605	22 101	7 620
731	Advertising.....	††	††	††	††	12	3 964	1 565	396	72
734	Services to dwellings and other buildings.....	††	††	††	††	25	37 703	26 158	5 948	3 140
737	Computer and data processing services.....	††	††	††	††	9	19 882	6 661	1 938	281
7392	Management, consulting, and public relations services.....	††	††	††	††	26	16 992	7 080	1 377	318
7394	Equipment rental and leasing services.....	††	††	††	††	11	9 617	2 152	556	118
Other 73	Other business services.....	††	††	††	††	103	90 844	48 989	11 886	3 691
75	<b>Automotive repair, services, and garages</b> .....	††	††	††	††	176	102 602	20 931	4 868	1 587
751	Automotive rental and leasing, without drivers.....	††	††	††	††	15	46 249	6 315	1 485	403
752	Automobile parking.....	††	††	††	††	37	(D)	(D)	(D)	(D)
753	Automotive repair shops.....	††	††	††	††	112	30 893	9 948	2 279	723
7538	General automotive repair shops.....	††	††	††	††	34	6 380	2 099	478	133
7531	Top and body repair shops.....	††	††	††	††	48	14 455	5 289	1 183	371
7534, 5, 9	Other automotive repair shops.....	††	††	††	††	30	10 058	2 560	618	219
754	Automotive services, except repair.....	††	††	††	††	12	(D)	(D)	(D)	(D)
76	<b>Miscellaneous repair services</b> .....	††	††	††	††	51	26 113	9 779	2 215	595
762	Electrical and electronic repair shops.....	††	††	††	††	13	2 638	1 022	275	92
7622	Radio and TV repair shops.....	††	††	††	††	8	2 164	883	250	83
7623, 9	Other electrical and electronic repair shops.....	††	††	††	††	5	474	139	25	9
764	Reupholstery and furniture repair.....	††	††	††	††	-	-	-	-	-
763, 9	Other repair shops and related services.....	††	††	††	††	38	23 475	8 757	1 940	503
78, 79	<b>Amusement and recreation services, including motion pictures</b> .....	††	††	††	††	18	5 982	1 608	352	195
781, 2	Motion picture production, distribution, and services.....	††	††	††	††	1	(D)	(D)	(D)	(D)
783	Motion picture theaters.....	††	††	††	††	8	3 978	1 095	244	158
792	Producers, orchestras, and entertainers.....	††	††	††	††	3	(D)	(D)	(D)	(D)
793	Bowling alleys and billiards and pool establishments.....	††	††	††	††	-	-	-	-	-
79 ex. 792, 3	Commercial sports and other amusement and recreation services.....	††	††	††	††	6	895	324	62	25
80, ex. 806	<b>Health services, except hospitals</b> .....	††	††	††	††	223	46 144	19 947	4 688	1 207
801	Offices of physicians.....	††	††	††	††	125	20 877	8 983	2 177	389
802	Offices of dentists.....	††	††	††	††	50	7 691	2 771	633	192
803	Offices of osteopathic physicians.....	††	††	††	††	2	(D)	(D)	(D)	(D)
8041	Offices of chiropractors.....	††	††	††	††	1	(D)	(D)	(D)	(D)
8042	Offices of optometrists.....	††	††	††	††	12	(D)	(D)	(D)	(D)
805	Nursing and personal care facilities.....	††	††	††	††	1	(D)	(D)	(D)	(D)
8049, 807, 8, 9	Other health services.....	††	††	††	††	32	7 190	3 110	743	215
81	<b>Legal services</b> .....	††	††	††	††	201	149 671	64 952	14 835	2 391
823, 4, 9	<b>Selected educational services</b> .....	††	††	††	††	11	3 186	1 317	235	197
891	<b>Engineering, architectural, and surveying services</b> .....	††	††	††	††	21	21 012	7 476	2 073	338
893	<b>Accounting, auditing, and bookkeeping services</b> .....	††	††	††	††	19	59 333	21 952	5 489	1 001
83, 892, 9	<b>Social and other services</b> .....	††	††	††	††	17	2 072	851	199	97
83	Social services.....	**	**	**	**	17	2 072	851	199	97
892, 9	Other services.....	**	**	**	**	-	-	-	-	-

**Table 7. Summary Statistics for Firms Subject to Federal Income Tax for Places With 300 Establishments or More: 1982—Con.**

[For meaning of abbreviations and symbols, see introductory text. For explanation of terms and comparability of 1977 and 1982 censuses, see appendix A. For information on geographic areas followed by Δ, see appendix F]

SIC code	Geographic area and kind of business or operation	All establishments				Establishments with payroll				
		Number	Receipts (\$1,000)	Unincorporated businesses or operations		Number	Receipts (\$1,000)	Annual payroll (\$1,000)	First quarter payroll (\$1,000)	Paid employees for pay period including March 12 (number)
				Individual proprietorships (number)	Partnerships (number)					
	<b>PARAMUS</b>									
	Total.....	††	††	††	††	384	190 239	69 161	17 545	5 483
70	Hotels, motels, and other lodging places.....	††	††	††	††	6	5 317	1 659	440	164
7011	Hotels, motor hotels, and motels.....	††	††	††	††	6	5 317	1 659	440	164
7011 pt.	Hotels.....	††	††	††	††	1	(D)	(D)	(D)	(D)
7011 pt.	Hotels, motor hotels, and tourist courts.....	††	††	††	††	5	(D)	(D)	(D)	(D)
702, 3, 4	Other lodging places.....	††	††	††	††	-	-	-	-	-
72	Personal services.....	††	††	††	††	39	19 596	5 787	1 380	1 409
721	Laundry, cleaning, and garment services.....	††	††	††	††	4	289	88	18	12
7215	Coin-operated laundries and dry cleaning.....	††	††	††	††	1	(D)	(D)	(D)	(D)
721 ex.	Other laundry, cleaning, and garment services.....	††	††	††	††	3	(D)	(D)	(D)	(D)
7215	Power laundries, family and commercial*.....	††	††	††	††	-	-	-	-	-
7211	Dry-cleaning plants, except rug cleaning*.....	††	††	††	††	1	(D)	(D)	(D)	(D)
7216	Laundry and cleaning services, n.e.c.*.....	††	††	††	††	2	(D)	(D)	(D)	(D)
Other 721		††	††	††	††	-	-	-	-	-
722	Photographic studios, portrait.....	††	††	††	††	2	(D)	(D)	(D)	(D)
723, 4	Beauty and barber shops.....	††	††	††	††	15	2 239	1 041	246	103
723	Beauty shops.....	††	††	††	††	13	(D)	(D)	(D)	(D)
724	Barber shops.....	††	††	††	††	2	(D)	(D)	(D)	(D)
725	Shoe repair, shoe shine, and hat-cleaning shops.....	††	††	††	††	-	-	-	-	-
726	Funeral service and crematories.....	††	††	††	††	2	(D)	(D)	(D)	(D)
729	Miscellaneous personal services.....	††	††	††	††	16	15 322	4 435	1 061	1 251
73	Business services.....	††	††	††	††	122	69 192	28 182	6 876	1 963
731	Advertising.....	††	††	††	††	6	2 884	1 208	335	31
734	Services to dwellings and other buildings.....	††	††	††	††	13	1 289	516	125	81
737	Computer and data processing services.....	††	††	††	††	19	17 775	5 023	1 170	292
7392	Management, consulting, and public relations services.....	††	††	††	††	22	12 731	4 185	848	192
7394	Equipment rental and leasing services.....	††	††	††	††	1	(D)	(D)	(D)	(D)
Other 73	Other business services.....	††	††	††	††	61	(D)	(D)	(D)	(D)
75	Automotive repair, services, and garages.....	††	††	††	††	27	7 316	1 652	372	110
751	Automotive rental and leasing, without drivers.....	††	††	††	††	6	2 351	345	98	18
752	Automobile parking.....	††	††	††	††	-	-	-	-	-
753	Automotive repair shops.....	††	††	††	††	17	4 406	1 168	239	76
7538	General automotive repair shops.....	††	††	††	††	6	1 059	199	47	18
7531	Top and body repair shops.....	††	††	††	††	4	(D)	(D)	(D)	(D)
7534, 5, 9	Other automotive repair shops.....	††	††	††	††	7	(D)	(D)	(D)	(D)
754	Automotive services, except repair.....	††	††	††	††	4	559	139	35	16
76	Miscellaneous repair services.....	††	††	††	††	15	11 746	4 048	996	200
762	Electrical and electronic repair shops.....	††	††	††	††	11	9 089	3 411	843	166
7622	Radio and TV repair shops.....	††	††	††	††	6	(D)	(D)	(D)	(D)
7623, 9	Other electrical and electronic repair shops.....	††	††	††	††	5	(D)	(D)	(D)	(D)
764	Reupholstery and furniture repair.....	††	††	††	††	-	-	-	-	-
763, 9	Other repair shops and related services.....	††	††	††	††	4	2 657	637	153	34
78, 79	Amusement and recreation services, including motion pictures.....	††	††	††	††	20	19 518	2 665	622	330
781, 2	Motion picture production, distribution, and services.....	††	††	††	††	1	(D)	(D)	(D)	(D)
783	Motion picture theaters.....	††	††	††	††	4	(D)	(D)	(D)	(D)
792	Producers, orchestras, and entertainers.....	††	††	††	††	2	(D)	(D)	(D)	(D)
793	Bowling alleys and billiards and pool establishments.....	††	††	††	††	3	1 902	581	143	72
79 ex. 792, 3	Commercial sports and other amusement and recreation services.....	††	††	††	††	10	2 674	692	152	83
80, ex. 806	Health services, except hospitals.....	††	††	††	††	83	(D)	(D)	(D)	(D)
801	Offices of physicians.....	††	††	††	††	47	9 689	4 063	1 204	122
802	Offices of dentists.....	††	††	††	††	16	2 343	787	178	50
803	Offices of osteopathic physicians.....	††	††	††	††	-	-	-	-	-
8041	Offices of chiropractors.....	††	††	††	††	2	(D)	(D)	(D)	(D)
8042	Offices of optometrists.....	††	††	††	††	8	2 865	962	196	55
805	Nursing and personal care facilities.....	††	††	††	††	4	4 502	2 186	582	246
8049, 807, 8, 9	Other health services.....	††	††	††	††	6	1 029	608	132	28
81	Legal services.....	††	††	††	††	22	7 614	3 204	1 253	142
823, 4, 9	Selected educational services.....	††	††	††	††	9	4 683	1 833	449	135
891	Engineering, architectural, and surveying services.....	††	††	††	††	12	13 983	7 527	1 714	237
893	Accounting, auditing, and bookkeeping services.....	††	††	††	††	23	6 217	2 197	727	116
83, 892, 9	Social and other services.....	††	††	††	††	6	(D)	(D)	(D)	(D)
83	Social services.....	††	††	††	††	5	(D)	(D)	(D)	(D)
892, 9	Other services.....	††	††	††	††	1	(D)	(D)	(D)	(D)

**Table 7. Summary Statistics for Firms Subject to Federal Income Tax for Places With 300 Establishments or More: 1982—Con.**

[For meaning of abbreviations and symbols, see introductory text. For explanation of terms and comparability of 1977 and 1982 censuses, see appendix A. For information on geographic areas followed by Δ, see appendix F]

SIC code	Geographic area and kind of business or operation	All establishments				Establishments with payroll				
		Number	Receipts (\$1,000)	Unincorporated businesses or operations		Number	Receipts (\$1,000)	Annual payroll (\$1,000)	First quarter payroll (\$1,000)	Paid employees for pay period including March 12 (number)
				Individual proprietorships (number)	Partnerships (number)					
	<b>PARSIPPANY-TROY HILLS TOWNSHIP</b>									
	<b>Total</b> .....	††	††	††	††	331	124 886	51 092	12 055	3 823
70	<b>Hotels, motels, and other lodging places</b> .....	††	††	††	††	9	24 096	7 662	1 725	729
7011	Hotels, motor hotels, and motels.....	††	††	††	††	9	24 096	7 662	1 725	729
7011 pt.	Hotels.....	††	††	††	††	6	23 147	7 430	1 691	700
7011 pt.	Motels, motor hotels, and tourist courts.....	††	††	††	††	3	949	232	34	29
702, 3, 4	Other lodging places.....	††	††	††	††	-	-	-	-	-
72	<b>Personal services</b> .....	††	††	††	††	43	4 031	1 246	357	207
721	Laundry, cleaning, and garment services.....	††	††	††	††	14	1 436	439	122	55
7215	Coin-operated laundries and dry cleaning.....	††	††	††	††	5	209	35	8	7
721 ex. 7215	Other laundry, cleaning, and garment services.....	††	††	††	††	9	1 227	404	114	48
7211	Power laundries, family and commercial*.....	**	**	**	**	-	-	-	-	-
7216	Dry-cleaning plants, except rug cleaning*.....	**	**	**	**	6	1 041	338	102	41
Other 721	Laundry and cleaning services, n.e.c.*.....	**	**	**	**	3	186	66	12	7
722	Photographic studios, portrait.....	††	††	††	††	-	-	-	-	-
723, 4	<b>Beauty and barber shops</b> .....	††	††	††	††	21	1 382	501	124	94
723	Beauty shops.....	††	††	††	††	19	(D)	(D)	(D)	(D)
724	Barber shops.....	††	††	††	††	2	(D)	(D)	(D)	(D)
725	Shoe repair, shoe shine, and hat-cleaning shops.....	††	††	††	††	-	-	-	-	-
726	Funeral service and crematories.....	††	††	††	††	2	(D)	(D)	(D)	(D)
729	Miscellaneous personal services.....	††	††	††	††	6	(D)	(D)	(D)	(D)
73	<b>Business services</b> .....	††	††	††	††	100	57 136	25 932	6 001	1 800
731	Advertising.....	††	††	††	††	10	3 977	1 970	525	118
734	Services to dwellings and other buildings.....	††	††	††	††	10	1 537	587	108	61
737	Computer and data processing services.....	††	††	††	††	20	16 976	8 163	1 601	289
7392	Management, consulting, and public relations services.....	††	††	††	††	17	2 697	1 021	233	104
7394	Equipment rental and leasing services.....	††	††	††	††	2	(D)	(D)	(D)	(D)
Other 73	Other business services.....	††	††	††	††	41	(D)	(D)	(D)	(D)
75	<b>Automotive repair, services, and garages</b> .....	††	††	††	††	14	2 801	597	156	56
751	Automotive rental and leasing, without drivers.....	††	††	††	††	-	-	-	-	-
752	Automobile parking.....	††	††	††	††	-	-	-	-	-
753	Automotive repair shops.....	††	††	††	††	13	(D)	(D)	(D)	(D)
7538	General automotive repair shops.....	††	††	††	††	6	1 442	346	97	30
7531	Top and body repair shops.....	††	††	††	††	2	(D)	(D)	(D)	(D)
7534, 5, 9	Other automotive repair shops.....	††	††	††	††	5	674	81	18	9
754	Automotive services, except repair.....	††	††	††	††	1	(D)	(D)	(D)	(D)
76	<b>Miscellaneous repair services</b> .....	††	††	††	††	11	1 621	528	114	34
762	Electrical and electronic repair shops.....	††	††	††	††	5	(D)	(D)	(D)	(D)
7622	Radio and TV repair shops.....	††	††	††	††	1	(D)	(D)	(D)	(D)
7623, 9	Other electrical and electronic repair shops.....	††	††	††	††	4	(D)	(D)	(D)	(D)
764	Reupholstery and furniture repair.....	††	††	††	††	1	(D)	(D)	(D)	(D)
763, 9	Other repair shops and related services.....	††	††	††	††	5	(D)	(D)	(D)	(D)
78, 79	<b>Amusement and recreation services, including motion pictures</b> .....	††	††	††	††	15	3 127	703	146	129
781, 2	Motion picture production, distribution, and services.....	††	††	††	††	2	(D)	(D)	(D)	(D)
783	Motion picture theaters.....	††	††	††	††	1	(D)	(D)	(D)	(D)
792	Producers, orchestras, and entertainers.....	††	††	††	††	3	(D)	(D)	(D)	(D)
793	Bowling alleys and billiards and pool establishments.....	††	††	††	††	1	(D)	(D)	(D)	(D)
79 ex. 792, 3	Commercial sports and other amusement and recreation services.....	††	††	††	††	8	1 213	409	70	82
80, ex. 806	<b>Health services, except hospitals</b> .....	††	††	††	††	78	15 171	6 944	1 534	457
801	Offices of physicians.....	††	††	††	††	35	6 725	3 681	743	116
802	Offices of dentists.....	††	††	††	††	22	3 575	1 463	339	105
803	Offices of osteopathic physicians.....	††	††	††	††	3	(D)	(D)	(D)	(D)
8041	Offices of chiropractors.....	††	††	††	††	3	(D)	(D)	(D)	(D)
8042	Offices of optometrists.....	††	††	††	††	5	390	75	16	9
805	Nursing and personal care facilities.....	††	††	††	††	3	(D)	(D)	(D)	(D)
8049, 807, 8, 9	Other health services.....	††	††	††	††	7	617	172	50	16
81	<b>Legal services</b> .....	††	††	††	††	23	2 554	623	125	45
823, 4, 9	<b>Selected educational services</b> .....	††	††	††	††	5	386	221	41	23
891	<b>Engineering, architectural, and surveying services</b> .....	††	††	††	††	10	6 181	2 920	1 012	161
893	<b>Accounting, auditing, and bookkeeping services</b> .....	††	††	††	††	19	7 379	3 595	822	166
83, 892, 9	<b>Social and other services</b> .....	††	††	††	††	4	403	121	22	16
83	Social services.....	**	**	**	**	2	(D)	(D)	(D)	(D)
892, 9	Other services.....	**	**	**	**	2	(D)	(D)	(D)	(D)

**Table 7. Summary Statistics for Firms Subject to Federal Income Tax for Places With 300 Establishments or More: 1982—Con.**

[For meaning of abbreviations and symbols, see introductory text. For explanation of terms and comparability of 1977 and 1982 censuses, see appendix A. For information on geographic areas followed by Δ, see appendix F]

SIC code	Geographic area and kind of business or operation	All establishments				Establishments with payroll				
		Number	Receipts (\$1,000)	Unincorporated businesses or operations		Number	Receipts (\$1,000)	Annual payroll (\$1,000)	First quarter payroll (\$1,000)	Paid employees for pay period including March 12 (number)
				Individual proprietorships (number)	Partnerships (number)					
<b>PATERSON</b>										
	<b>Total</b> .....	††	††	††	††	527	125 978	46 656	11 271	3 305
70	<b>Hotels, motels, and other lodging places</b> .....	††	††	††	††	5	(D)	(D)	(D)	(D)
7011	Hotels, motor hotels, and motels.....	††	††	††	††	3	(D)	(D)	(D)	(D)
7011 pt.	Hotels.....	††	††	††	††	3	(D)	(D)	(D)	(D)
7011 pt.	Motels, motor hotels, and tourist courts.....	††	††	††	††	-	-	-	-	-
702, 3, 4	Other lodging places.....	††	††	††	††	2	(D)	(D)	(D)	(D)
72	<b>Personal services</b> .....	††	††	††	††	61	14 383	5 874	1 467	630
721	Laundry, cleaning, and garment services.....	††	††	††	††	25	10 559	5 018	1 227	427
7215	Coin-operated laundries and dry cleaning.....	††	††	††	††	2	(D)	(D)	(D)	(D)
721 ex. 7215	Other laundry, cleaning, and garment services.....	††	††	††	††	23	(D)	(D)	(D)	(D)
7211	Power laundries, family and commercial*.....	**	**	**	**	3	(D)	(D)	(D)	(D)
7216	Dry-cleaning plants, except rug cleaning*.....	**	**	**	**	11	1 398	521	124	63
Other 721	Laundry and cleaning services, n.e.c.*.....	**	**	**	**	9	6 944	3 237	794	225
722	Photographic studios, portrait.....	††	††	††	††	1	(D)	(D)	(D)	(D)
723, 4	<b>Beauty and barber shops</b> .....	††	††	††	††	23	(D)	(D)	(D)	(D)
723	Beauty shops.....	††	††	††	††	21	515	175	48	40
724	Barber shops.....	††	††	††	††	2	(D)	(D)	(D)	(D)
725	Shoe repair, shoe shine, and hat-cleaning shops.....	††	††	††	††	1	(D)	(D)	(D)	(D)
726	Funeral service and crematories.....	††	††	††	††	10	2 687	442	94	52
729	Miscellaneous personal services.....	††	††	††	††	1	(D)	(D)	(D)	(D)
73	<b>Business services</b> .....	††	††	††	††	53	24 524	8 703	2 209	810
731	Advertising.....	††	††	††	††	2	(D)	(D)	(D)	(D)
734	Services to dwellings and other buildings.....	††	††	††	††	14	2 793	1 090	262	139
737	Computer and data processing services.....	††	††	††	††	3	(D)	(D)	(D)	(D)
7392	Management, consulting, and public relations services.....	††	††	††	††	5	1 931	445	114	21
7394	Equipment rental and leasing services.....	††	††	††	††	2	(D)	(D)	(D)	(D)
Other 73	Other business services.....	††	††	††	††	27	13 716	5 767	1 492	577
75	<b>Automotive repair, services, and garages</b> .....	††	††	††	††	88	13 860	3 798	861	282
751	Automotive rental and leasing, without drivers.....	††	††	††	††	4	667	108	22	10
752	Automobile parking.....	††	††	††	††	4	(D)	(D)	(D)	(D)
753	Automotive repair shops.....	††	††	††	††	74	12 180	3 931	773	246
7538	General automotive repair shops.....	††	††	††	††	20	1 751	426	104	40
7531	Top and body repair shops.....	††	††	††	††	31	4 435	1 202	298	98
7534, 5, 9	Other automotive repair shops.....	††	††	††	††	23	5 994	1 763	371	108
754	Automotive services, except repair.....	††	††	††	††	6	(D)	(D)	(D)	(D)
76	<b>Miscellaneous repair services</b> .....	††	††	††	††	28	14 494	4 702	1 145	309
762	Electrical and electronic repair shops.....	††	††	††	††	5	3 936	1 370	343	86
7622	Radio and TV repair shops.....	††	††	††	††	2	(D)	(D)	(D)	(D)
7623, 9	Other electrical and electronic repair shops.....	††	††	††	††	3	(D)	(D)	(D)	(D)
764	Reupholstery and furniture repair.....	††	††	††	††	2	(D)	(D)	(D)	(D)
763, 9	Other repair shops and related services.....	††	††	††	††	21	(D)	(D)	(D)	(D)
78, 79	<b>Amusement and recreation services, including motion pictures</b> .....	††	††	††	††	10	2 908	761	193	86
781, 2	Motion picture production, distribution, and services.....	††	††	††	††	2	(D)	(D)	(D)	(D)
783	Motion picture theaters.....	††	††	††	††	1	(D)	(D)	(D)	(D)
792	Producers, orchestras, and entertainers.....	††	††	††	††	1	(D)	(D)	(D)	(D)
793	Bowling alleys and billiards and pool establishments.....	††	††	††	††	2	(D)	(D)	(D)	(D)
79 ex. 792, 3	Commercial sports and other amusement and recreation services.....	††	††	††	††	4	827	207	48	34
80, ex. 806	<b>Health services, except hospitals</b> .....	††	††	††	††	155	29 079	12 764	3 107	597
801	Offices of physicians.....	††	††	††	††	95	21 459	10 159	2 509	394
802	Offices of dentists.....	††	††	††	††	36	5 032	1 564	358	100
803	Offices of osteopathic physicians.....	††	††	††	††	1	(D)	(D)	(D)	(D)
8041	Offices of chiropractors.....	††	††	††	††	3	(D)	(D)	(D)	(D)
8042	Offices of optometrists.....	††	††	††	††	7	348	52	12	13
805	Nursing and personal care facilities.....	††	††	††	††	1	(D)	(D)	(D)	(D)
8049, 807, 8, 9	Other health services.....	††	††	††	††	12	1 115	430	92	27
81	<b>Legal services</b> .....	††	††	††	††	95	13 609	5 121	1 147	283
823, 4, 9	<b>Selected educational services</b> .....	††	††	††	††	3	(D)	(D)	(D)	(D)
891	<b>Engineering, architectural, and surveying services</b> .....	††	††	††	††	10	4 667	2 125	451	80
893	<b>Accounting, auditing, and bookkeeping services</b> .....	††	††	††	††	17	5 195	1 692	423	100
83, 892, 9	<b>Social and other services</b> .....	††	††	††	††	2	(D)	(D)	(D)	(D)
83	Social services.....	**	**	**	**	2	(D)	(D)	(D)	(D)
892, 9	Other services.....	**	**	**	**	-	-	-	-	-

**Table 7. Summary Statistics for Firms Subject to Federal Income Tax for Places With 300 Establishments or More: 1982—Con.**

[For meaning of abbreviations and symbols, see introductory text. For explanation of terms and comparability of 1977 and 1982 censuses, see appendix A. For information on geographic areas followed by Δ, see appendix F]

SIC code	Geographic area and kind of business or operation	All establishments				Establishments with payroll				
		Number	Receipts (\$1,000)	Unincorporated businesses or operations		Number	Receipts (\$1,000)	Annual payroll (\$1,000)	First quarter payroll (\$1,000)	Paid employees for pay period including March 12 (number)
				Individual proprietorships (number)	Partnerships (number)					
	<b>RED BANK</b>									
	Total.....	††	††	††	††	350	101 102	42 357	9 964	2 719
70	Hotels, motels, and other lodging places.....	††	††	††	††	2	(D)	(D)	(D)	(D)
7011	Hotels, motor hotels, and motels.....	††	††	††	††	1	(D)	(D)	(D)	(D)
7011 pt.	Hotels.....	††	††	††	††	1	(D)	(D)	(D)	(D)
7011 pt.	Motels, motor hotels, and tourist courts.....	††	††	††	††	-	-	-	-	-
702, 3, 4	Other lodging places.....	††	††	††	††	1	(D)	(D)	(D)	(D)
72	Personal services.....	††	††	††	††	35	9 465	2 086	527	315
721	Laundry, cleaning, and garment services.....	††	††	††	††	8	1 019	274	57	37
7215	Coin-operated laundries and dry cleaning.....	††	††	††	††	1	(D)	(D)	(D)	(D)
721 ex.	Other laundry, cleaning, and garment services.....	††	††	††	††	7	(D)	(D)	(D)	(D)
7215	Power laundries, family and commercial*.....	..	..	..	..	-	-	-	-	-
7211	Dry-cleaning plants, except rug cleaning*.....	..	..	..	..	6	776	209	45	32
7216	Laundry and cleaning services, n.e.c.*.....	..	..	..	..	1	(D)	(D)	(D)	(D)
Other 721										
722	Photographic studios, portrait.....	††	††	††	††	2	(D)	(D)	(D)	(D)
723, 4	Beauty and barber shops.....	††	††	††	††	18	1 175	498	114	72
723	Beauty shops.....	††	††	††	††	13	953	416	94	60
724	Barber shops.....	††	††	††	††	5	222	82	20	12
725	Shoe repair, shoe shine, and hat-cleaning shops.....	††	††	††	††	-	-	-	-	-
726	Funeral service and crematories.....	††	††	††	††	3	(D)	(D)	(D)	(D)
729	Miscellaneous personal services.....	††	††	††	††	4	(D)	(D)	(D)	(D)
73	Business services.....	††	††	††	††	64	23 921	10 914	2 515	709
731	Advertising.....	††	††	††	††	5	985	251	62	19
734	Services to dwellings and other buildings.....	††	††	††	††	4	(D)	(D)	(D)	(D)
737	Computer and data processing services.....	††	††	††	††	10	9 631	4 201	1 003	144
7392	Management, consulting, and public relations services.....	††	††	††	††	13	5 714	2 095	458	106
7394	Equipment rental and leasing services.....	††	††	††	††	-	-	-	-	-
Other 73	Other business services.....	††	††	††	††	32	(D)	(D)	(D)	(D)
75	Automotive repair, services, and garages.....	††	††	††	††	20	5 474	1 502	298	98
751	Automotive rental and leasing, without drivers.....	††	††	††	††	4	(D)	(D)	(D)	(D)
752	Automobile parking.....	††	††	††	††	-	-	-	-	-
753	Automotive repair shops.....	††	††	††	††	12	3 657	1 056	195	55
7538	General automotive repair shops.....	††	††	††	††	2	(D)	(D)	(D)	(D)
7531	Top and body repair shops.....	††	††	††	††	8	1 948	489	72	21
7534, 5, 9	Other automotive repair shops.....	††	††	††	††	2	(D)	(D)	(D)	(D)
754	Automotive services, except repair.....	††	††	††	††	4	(D)	(D)	(D)	(D)
76	Miscellaneous repair services.....	††	††	††	††	11	(D)	(D)	(D)	(D)
762	Electrical and electronic repair shops.....	††	††	††	††	7	1 030	311	78	24
7622	Radio and TV repair shops.....	††	††	††	††	4	701	217	55	17
7623, 9	Other electrical and electronic repair shops.....	††	††	††	††	3	329	94	23	7
764	Reupholstery and furniture repair.....	††	††	††	††	1	(D)	(D)	(D)	(D)
763, 9	Other repair shops and related services.....	††	††	††	††	3	(D)	(D)	(D)	(D)
78, 79	Amusement and recreation services, including motion pictures.....	††	††	††	††	9	1 886	576	306	31
781, 2	Motion picture production, distribution, and services.....	††	††	††	††	-	-	-	-	-
783	Motion picture theaters.....	††	††	††	††	1	(D)	(D)	(D)	(D)
792	Producers, orchestras, and entertainers.....	††	††	††	††	2	(D)	(D)	(D)	(D)
793	Bowling alleys and billiards and pool establishments.....	††	††	††	††	-	-	-	-	-
79 ex. 792, 3	Commercial sports and other amusement and recreation services.....	††	††	††	††	6	(D)	(D)	(D)	(D)
80, ex. 806	Health services, except hospitals.....	††	††	††	††	125	32 822	16 151	3 911	807
801	Offices of physicians.....	††	††	††	††	65	18 764	9 676	2 433	335
802	Offices of dentists.....	††	††	††	††	35	6 325	2 782	603	163
803	Offices of osteopathic physicians.....	††	††	††	††	-	-	-	-	-
8041	Offices of chiropractors.....	††	††	††	††	3	(D)	(D)	(D)	(D)
8042	Offices of optometrists.....	††	††	††	††	4	(D)	(D)	(D)	(D)
805	Nursing and personal care facilities.....	††	††	††	††	2	(D)	(D)	(D)	(D)
8049, 807, 8, 9	Other health services.....	††	††	††	††	16	3 074	1 347	334	98
81	Legal services.....	††	††	††	††	47	13 943	5 040	1 101	264
823, 4, 9	Selected educational services.....	††	††	††	††	3	317	100	30	24
891	Engineering, architectural, and surveying services.....	††	††	††	††	15	6 171	3 800	794	279
893	Accounting, auditing, and bookkeeping services.....	††	††	††	††	13	2 025	618	139	37
83, 892, 9	Social and other services.....	††	††	††	††	6	825	343	56	16
83	Social services.....	..	..	..	..	2	(D)	(D)	(D)	(D)
892, 9	Other services.....	..	..	..	..	4	(D)	(D)	(D)	(D)

**Table 7. Summary Statistics for Firms Subject to Federal Income Tax for Places With 300 Establishments or More: 1982—Con.**

[For meaning of abbreviations and symbols, see introductory text. For explanation of terms and comparability of 1977 and 1982 censuses, see appendix A. For information on geographic areas followed by Δ, see appendix F]

SIC code	Geographic area and kind of business or operation	All establishments				Establishments with payroll				
		Number	Receipts (\$1,000)	Unincorporated businesses or operations		Number	Receipts (\$1,000)	Annual payroll (\$1,000)	First quarter payroll (\$1,000)	Paid employees for pay period including March 12 (number)
				Individual proprietorships (number)	Partnerships (number)					
	<b>RIDGEWOOD</b>									
	<b>Total</b> .....	††	††	††	††	342	92 900	38 218	8 780	2 178
70	<b>Hotels, motels, and other lodging places</b> .....	††	††	††	††	-	-	-	-	-
7011	Hotels, motor hotels, and motels.....	††	††	††	††	-	-	-	-	-
7011 pt.	Hotels.....	††	††	††	††	-	-	-	-	-
7011 pt.	Motels, motor hotels, and tourist courts.....	††	††	††	††	-	-	-	-	-
702, 3, 4	Other lodging places.....	††	††	††	††	-	-	-	-	-
72	<b>Personal services</b> .....	††	††	††	††	28	4 327	1 383	297	157
721	Laundry, cleaning, and garment services.....	††	††	††	††	7	1 124	335	72	47
7215	Coin-operated laundries and dry cleaning.....	††	††	††	††	-	-	-	-	-
721 ex.	Other laundry, cleaning, and garment services.....	††	††	††	††	7	1 124	335	72	47
7215	Power laundries, family and commercial*.....	**	**	**	**	-	-	-	-	-
7216	Dry-cleaning plants, except rug cleaning*.....	**	**	**	**	3	727	211	48	29
Other 721	Laundry and cleaning services, n.e.c.*.....	**	**	**	**	4	397	124	24	18
722	Photographic studios, portrait.....	††	††	††	††	1	(D)	(D)	(D)	(D)
723, 4	Beauty and barber shops.....	††	††	††	††	13	1 479	639	132	69
723	Beauty shops.....	††	††	††	††	12	(D)	(D)	(D)	(D)
724	Barber shops.....	††	††	††	††	1	(D)	(D)	(D)	(D)
725	Shoe repair, shoe shine, and hat-cleaning shops.....	††	††	††	††	1	(D)	(D)	(D)	(D)
726	Funeral service and crematories.....	††	††	††	††	2	(D)	(D)	(D)	(D)
729	Miscellaneous personal services.....	††	††	††	††	4	573	143	34	23
73	<b>Business services</b> .....	††	††	††	††	75	25 517	9 630	2 165	680
731	Advertising.....	††	††	††	††	6	(D)	(D)	(D)	(D)
734	Services to dwellings and other buildings.....	††	††	††	††	1	(D)	(D)	(D)	(D)
737	Computer and data processing services.....	††	††	††	††	14	6 291	3 185	600	104
7392	Management, consulting, and public relations services.....	††	††	††	††	199	6 200	2 584	647	269
7394	Equipment rental and leasing services.....	††	††	††	††	2	(D)	(D)	(D)	(D)
Other 73	Other business services.....	††	††	††	††	33	10 809	3 098	727	260
75	<b>Automotive repair, services, and garages</b> .....	††	††	††	††	16	4 810	918	212	55
751	Automotive rental and leasing, without drivers.....	††	††	††	††	2	(D)	(D)	(D)	(D)
752	Automobile parking.....	††	††	††	††	-	-	-	-	-
753	Automotive repair shops.....	††	††	††	††	13	(D)	(D)	(D)	(D)
7538	General automotive repair shops.....	††	††	††	††	5	544	127	27	8
7531	Top and body repair shops.....	††	††	††	††	4	1 171	313	70	18
7534, 5, 9	Other automotive repair shops.....	††	††	††	††	4	(D)	(D)	(D)	(D)
754	Automotive services, except repair.....	††	††	††	††	1	(D)	(D)	(D)	(D)
76	<b>Miscellaneous repair services</b> .....	††	††	††	††	8	1 239	371	88	28
762	Electrical and electronic repair shops.....	††	††	††	††	3	(D)	(D)	(D)	(D)
7622	Radio and TV repair shops.....	††	††	††	††	1	(D)	(D)	(D)	(D)
7623, 9	Other electrical and electronic repair shops.....	††	††	††	††	2	(D)	(D)	(D)	(D)
764	Reupholstery and furniture repair.....	††	††	††	††	1	(D)	(D)	(D)	(D)
763, 9	Other repair shops and related services.....	††	††	††	††	4	(D)	(D)	(D)	(D)
78, 79	<b>Amusement and recreation services, including motion pictures</b> .....	††	††	††	††	9	1 641	673	137	40
781, 2	Motion picture production, distribution, and services.....	††	††	††	††	2	(D)	(D)	(D)	(D)
783	Motion picture theaters.....	††	††	††	††	-	-	-	-	-
792	Producers, orchestras, and entertainers.....	††	††	††	††	-	-	-	-	-
793	Bowling alleys and billiards and pool establishments.....	††	††	††	††	-	-	-	-	-
79 ex. 792, 3	Commercial sports and other amusement and recreation services.....	††	††	††	††	7	(D)	(D)	(D)	(D)
80, ex. 806	<b>Health services, except hospitals</b> .....	††	††	††	††	137	40 841	20 192	4 711	935
801	Offices of physicians.....	††	††	††	††	84	24 712	13 138	3 144	350
802	Offices of dentists.....	††	††	††	††	37	8 106	3 412	777	199
803	Offices of osteopathic physicians.....	††	††	††	††	-	-	-	-	-
8041	Offices of chiropractors.....	††	††	††	††	2	(D)	(D)	(D)	(D)
8042	Offices of optometrists.....	††	††	††	††	2	(D)	(D)	(D)	(D)
805	Nursing and personal care facilities.....	††	††	††	††	3	5 303	2 417	533	286
8049, 807, 8, 9	Other health services.....	††	††	††	††	9	1 902	1 001	206	87
81	<b>Legal services</b> .....	††	††	††	††	29	4 747	999	227	81
823, 4, 9	<b>Selected educational services</b> .....	††	††	††	††	4	1 766	563	140	65
891	<b>Engineering, architectural, and surveying services</b> .....	††	††	††	††	13	3 891	1 731	367	51
893	<b>Accounting, auditing, and bookkeeping services</b> .....	††	††	††	††	16	3 620	1 565	387	72
83, 892, 9	<b>Social and other services</b> .....	††	††	††	††	7	501	193	49	14
83	Social services.....	**	**	**	**	5	(D)	(D)	(D)	(D)
892, 9	Other services.....	**	**	**	**	2	(D)	(D)	(D)	(D)



**Table 7. Summary Statistics for Firms Subject to Federal Income Tax for Places With 300 Establishments or More: 1982—Con.**

For meaning of abbreviations and symbols, see introductory text. For explanation of terms and comparability of 1977 and 1982 censuses, see appendix A. For information on geographic areas followed by Δ, see appendix F.]

SIC code	Geographic area and kind of business or operation	All establishments				Establishments with payroll				
		Number	Receipts (\$1,000)	Unincorporated businesses or operations		Number	Receipts (\$1,000)	Annual payroll (\$1,000)	First quarter payroll (\$1,000)	Paid employees for pay period including March 12 (number)
				Individual proprietorships (number)	Partnerships (number)					
<b>TEANECK TOWNSHIP</b>										
	<b>Total.....</b>	††	††	††	††	383	97 080	36 818	9 788	2 157
0	<b>Hotels, motels, and other lodging places.....</b>	††	††	††	††	1	(D)	(D)	(D)	(D)
011	Hotels, motor hotels, and motels.....	††	††	††	††	-	-	-	-	-
011 pt.	Hotels.....	††	††	††	††	-	-	-	-	-
011 pt.	Motels, motor hotels, and tourist courts.....	††	††	††	††	-	-	-	-	-
02, 3, 4	Other lodging places.....	††	††	††	††	1	(D)	(D)	(D)	(D)
2	<b>Personal services.....</b>	††	††	††	††	47	3 909	1 365	278	178
'21	Laundry, cleaning, and garment services.....	††	††	††	††	11	886	231	47	32
215	Coin-operated laundries and dry cleaning.....	††	††	††	††	2	(D)	(D)	(D)	(D)
21 ex.	Other laundry, cleaning, and garment services.....	††	††	††	††	9	(D)	(D)	(D)	(D)
7215										
'211	Power laundries, family and commercial*.....	**	**	**	**	1	(D)	(D)	(D)	(D)
'216	Dry-cleaning plants, except rug cleaning*.....	**	**	**	**	7	503	130	26	18
Other 721	Laundry and cleaning services, n.e.c.*.....	**	**	**	**	1	(D)	(D)	(D)	(D)
'22	Photographic studios, portrait.....	††	††	††	††	-	(D)	(D)	(D)	(D)
'23, 4	Beauty and barber shops.....	††	††	††	††	27	1 677	621	149	92
'23	Beauty shops.....	††	††	††	††	24	(D)	(D)	(D)	(D)
'24	Barber shops.....	††	††	††	††	3	(D)	(D)	(D)	(D)
'25										
'26	Shoe repair, shoe shine, and hat-cleaning shops.....	††	††	††	††	-	-	-	-	-
'26	Funeral service and crematories.....	††	††	††	††	2	(D)	(D)	(D)	(D)
'29	Miscellaneous personal services.....	††	††	††	††	7	(D)	(D)	(D)	(D)
73	<b>Business services.....</b>	††	††	††	††	102	47 177	15 801	3 716	983
731	Advertising.....	††	††	††	††	8	1 770	675	181	55
734	Services to dwellings and other buildings.....	††	††	††	††	10	911	325	69	45
737	Computer and data processing services.....	††	††	††	††	19	26 371	5 699	1 399	233
7392	Management, consulting, and public relations services.....	††	††	††	††	26	8 804	4 175	956	322
7394	Equipment rental and leasing services.....	††	††	††	††	-	-	-	-	-
Other 73	Other business services.....	††	††	††	††	39	9 321	4 927	1 111	328
75	<b>Automotive repair, services, and garages.....</b>	††	††	††	††	8	1 382	339	73	28
751	Automotive rental and leasing, without drivers.....	††	††	††	††	-	-	-	-	-
752	Automobile parking.....	††	††	††	††	-	-	-	-	-
753	Automotive repair shops.....	††	††	††	††	6	(D)	(D)	(D)	(D)
7538	General automotive repair shops.....	††	††	††	††	3	467	80	18	9
7531	Top and body repair shops.....	††	††	††	††	1	(D)	(D)	(D)	(D)
7534, 5, 9	Other automotive repair shops.....	††	††	††	††	2	(D)	(D)	(D)	(D)
754	Automotive services, except repair.....	††	††	††	††	2	(D)	(D)	(D)	(D)
76	<b>Miscellaneous repair services.....</b>	††	††	††	††	13	1 307	239	55	22
762	Electrical and electronic repair shops.....	††	††	††	††	3	174	58	19	6
7622	Radio and TV repair shops.....	††	††	††	††	1	(D)	(D)	(D)	(D)
7623, 9	Other electrical and electronic repair shops.....	††	††	††	††	2	(D)	(D)	(D)	(D)
764	Reupholstery and furniture repair.....	††	††	††	††	3	226	73	16	8
763, 9	Other repair shops and related services.....	††	††	††	††	7	907	108	20	8
78, 79	<b>Amusement and recreation services, including motion pictures.....</b>	††	††	††	††	16	4 615	1 908	796	155
781, 2	Motion picture production, distribution, and services.....	††	††	††	††	3	(D)	(D)	(D)	(D)
783	Motion picture theaters.....	††	††	††	††	-	-	-	-	-
792	Producers, orchestras, and entertainers.....	††	††	††	††	6	2 674	1 347	605	96
793	Bowling alleys and billiards and pool establishments.....	††	††	††	††	1	(D)	(D)	(D)	(D)
79 ex. 792, 3	Commercial sports and other amusement and recreation services.....	††	††	††	††	6	852	149	21	15
80, ex. 806	<b>Health services, except hospitals.....</b>	††	††	††	††	135	29 529	13 813	4 057	571
801	Offices of physicians.....	††	††	††	††	72	18 631	9 390	2 978	278
802	Offices of dentists.....	††	††	††	††	33	5 197	1 926	473	114
803	Offices of osteopathic physicians.....	††	††	††	††	1	(D)	(D)	(D)	(D)
8041	Offices of chiropractors.....	††	††	††	††	3	(D)	(D)	(D)	(D)
8042	Offices of optometrists.....	††	††	††	††	1	(D)	(D)	(D)	(D)
805	Nursing and personal care facilities.....	††	††	††	††	1	(D)	(D)	(D)	(D)
8049, 807, 8, 9	Other health services.....	††	††	††	††	24	2 910	942	213	75
81	<b>Legal services.....</b>	††	††	††	††	18	2 799	655	147	52
823, 4, 9	<b>Selected educational services.....</b>	††	††	††	††	3	(D)	(D)	(D)	(D)
891	<b>Engineering, architectural, and surveying services.....</b>	††	††	††	††	11	1 482	756	180	34
893	<b>Accounting, auditing, and bookkeeping services.....</b>	††	††	††	††	23	3 987	1 589	397	83
83, 892, 9	<b>Social and other services.....</b>	††	††	††	††	6	629	273	67	39
83	Social services.....	**	**	**	**	4	(D)	(D)	(D)	(D)
892, 9	Other services.....	**	**	**	**	2	(D)	(D)	(D)	(D)

**Table 7. Summary Statistics for Firms Subject to Federal Income Tax for Places With 300 Establishments or More: 1982—Con.**

[For meaning of abbreviations and symbols, see introductory text. For explanation of terms and comparability of 1977 and 1982 censuses, see appendix A. For information on geographic areas followed by Δ, see appendix F]

SIC code	Geographic area and kind of business or operation	All establishments				Establishments with payroll				
		Number	Receipts (\$1,000)	Unincorporated businesses or operations		Number	Receipts (\$1,000)	Annual payroll (\$1,000)	First quarter payroll (\$1,000)	Paid employees for pay period including March 12 (number)
				Individual proprietorships (number)	Partnerships (number)					
	<b>TRENTON</b>									
	<b>Total</b> .....	††	††	††	††	468	146 334	65 646	15 873	4 219
70	<b>Hotels, motels, and other lodging places</b> .....	††	††	††	††	7	2 365	701	180	89
7011	Hotels, motor hotels, and motels.....	††	††	††	††	4	2 200	653	169	81
7011 pt.	Hotels.....	††	††	††	††	2	(D)	(D)	(D)	(D)
7011 pt.	Hotels, motor hotels, and tourist courts.....	††	††	††	††	2	(D)	(D)	(D)	(D)
702, 3, 4	Other lodging places.....	††	††	††	††	3	165	48	11	8
72	<b>Personal services</b> .....	††	††	††	††	78	14 189	5 953	1 484	486
721	Laundry, cleaning, and garment services.....	††	††	††	††	25	9 160	3 920	958	306
7215	Coin-operated laundries and dry cleaning.....	††	††	††	††	4	286	77	13	7
721 ex. 7215	Other laundry, cleaning, and garment services.....	††	††	††	††	21	8 874	3 843	945	299
7211	Power laundries, family and commercial*.....	**	**	**	**	1	(D)	(D)	(D)	(D)
7216	Dry-cleaning plants, except rug cleaning*.....	**	**	**	**	13	2 242	944	238	97
Other 721	Laundry and cleaning services, n.e.c.*.....	**	**	**	**	7	(D)	(D)	(D)	(D)
722	Photographic studios, portrait.....	††	††	††	††	1	(D)	(D)	(D)	(D)
723, 4	<b>Beauty and barber shops</b> .....	††	††	††	††	29	(D)	(D)	(D)	(D)
723	Beauty shops.....	††	††	††	††	28	1 508	561	161	95
724	Barber shops.....	††	††	††	††	1	(D)	(D)	(D)	(D)
725	Shoe repair, shoe shine, and hat-cleaning shops.....	††	††	††	††	2	(D)	(D)	(D)	(D)
726	Funeral service and crematories.....	††	††	††	††	16	2 743	1 195	297	52
729	Miscellaneous personal services.....	††	††	††	††	5	522	188	48	26
73	<b>Business services</b> .....	††	††	††	††	74	45 188	24 343	6 022	1 787
731	Advertising.....	††	††	††	††	3	(D)	(D)	(D)	(D)
734	Services to dwellings and other buildings.....	††	††	††	††	16	5 189	3 141	688	608
737	Computer and data processing services.....	††	††	††	††	3	(D)	(D)	(D)	(D)
7392	Management, consulting, and public relations services.....	††	††	††	††	18	2 999	1 587	341	91
7394	Equipment rental and leasing services.....	††	††	††	††	2	(D)	(D)	(D)	(D)
Other 73	Other business services.....	††	††	††	††	32	32 413	18 141	4 619	1 015
75	<b>Automotive repair, services, and garages</b> .....	††	††	††	††	37	7 976	2 069	425	165
751	Automotive rental and leasing, without drivers.....	††	††	††	††	4	1 548	269	50	26
752	Automobile parking.....	††	††	††	††	3	(D)	(D)	(D)	(D)
753	Automotive repair shops.....	††	††	††	††	27	5 757	1 539	347	119
7538	General automotive repair shops.....	††	††	††	††	12	1 511	272	59	33
7531	Top and body repair shops.....	††	††	††	††	5	1 747	613	145	39
7534, 5, 9	Other automotive repair shops.....	††	††	††	††	10	2 499	654	143	47
754	Automotive services, except repair.....	††	††	††	††	3	(D)	(D)	(D)	(D)
76	<b>Miscellaneous repair services</b> .....	††	††	††	††	20	6 213	1 932	410	124
762	Electrical and electronic repair shops.....	††	††	††	††	4	(D)	(D)	(D)	(D)
7622	Radio and TV repair shops.....	††	††	††	††	3	(D)	(D)	(D)	(D)
7623, 9	Other electrical and electronic repair shops.....	††	††	††	††	1	(D)	(D)	(D)	(D)
764	Reupholstery and furniture repair.....	††	††	††	††	5	394	120	25	13
763, 9	Other repair shops and related services.....	††	††	††	††	11	(D)	(D)	(D)	(D)
78, 79	<b>Amusement and recreation services, including motion pictures</b> .....	††	††	††	††	6	1 040	273	118	66
781, 2	Motion picture production, distribution, and services.....	††	††	††	††	2	-	-	-	-
783	Motion picture theaters.....	††	††	††	††	-	(D)	(D)	(D)	(D)
792	Producers, orchestras, and entertainers.....	††	††	††	††	-	-	-	-	-
793	Bowling alleys and billiards and pool establishments.....	††	††	††	††	-	-	-	-	-
79 ex. 792, 3	Commercial sports and other amusement and recreation services.....	††	††	††	††	4	(D)	(D)	(D)	(D)
80, ex. 806	<b>Health services, except hospitals</b> .....	††	††	††	††	160	38 452	17 445	4 142	854
801	Offices of physicians.....	††	††	††	††	93	22 052	11 283	2 765	335
802	Offices of dentists.....	††	††	††	††	33	5 078	1 835	444	129
803	Offices of osteopathic physicians.....	††	††	††	††	2	(D)	(D)	(D)	(D)
8041	Offices of chiropractors.....	††	††	††	††	4	(D)	(D)	(D)	(D)
8042	Offices of optometrists.....	††	††	††	††	11	835	143	32	23
805	Nursing and personal care facilities.....	††	††	††	††	2	(D)	(D)	(D)	(D)
8049, 807, 8, 9	Other health services.....	††	††	††	††	15	7 119	2 356	515	171
81	<b>Legal services</b> .....	††	††	††	††	55	21 259	8 830	2 181	431
823, 4, 9	<b>Selected educational services</b> .....	††	††	††	††	2	(D)	(D)	(D)	(D)
891	<b>Engineering, architectural, and surveying services</b> .....	††	††	††	††	9	3 897	1 700	316	67
893	<b>Accounting, auditing, and bookkeeping services</b> .....	††	††	††	††	14	5 365	2 203	547	110
83, 892, 9	<b>Social and other services</b> .....	††	††	††	††	6	(D)	(D)	(D)	(D)
83	Social services.....	**	**	**	**	5	310	164	39	31
892, 9	Other services.....	**	**	**	**	1	(D)	(D)	(D)	(D)

**Table 7. Summary Statistics for Firms Subject to Federal Income Tax for Places With 300 Establishments or More: 1982—Con.**

[For meaning of abbreviations and symbols, see introductory text. For explanation of terms and comparability of 1977 and 1982 censuses, see appendix A. For information on geographic areas followed by Δ, see appendix F]

SIC code	Geographic area and kind of business or operation	All establishments				Establishments with payroll				
		Number	Receipts (\$1,000)	Unincorporated businesses or operations		Number	Receipts (\$1,000)	Annual payroll (\$1,000)	First quarter payroll (\$1,000)	Paid employees for pay period including March 12 (number)
				Individual proprietorships (number)	Partnerships (number)					
<b>UNION TOWNSHIP</b>										
	Total.....	††	††	††	††	529	182 140	72 060	16 656	4 973
70	Hotels, motels, and other lodging places.....	††	††	††	††	4	5 030	1 556	325	201
7011	Hotels, motor hotels, and motels.....	††	††	††	††	4	5 030	1 556	325	201
7011 pt.	Hotels.....	††	††	††	††	-	-	-	-	-
7011 pt.	Motels, motor hotels, and tourist courts.....	††	††	††	††	4	5 030	1 556	325	201
702, 3, 4	Other lodging places.....	††	††	††	††	-	-	-	-	-
72	Personal services.....	††	††	††	††	68	6 739	2 139	481	230
721	Laundry, cleaning, and garment services.....	††	††	††	††	12	1 392	468	106	57
7215	Coin-operated laundries and dry cleaning.....	††	††	††	††	1	(D)	(D)	(D)	(D)
721 ex.	Other laundry, cleaning, and garment services.....	††	††	††	††	11	(D)	(D)	(D)	(D)
7215	Power laundries, family and commercial*.....	**	**	**	**	-	-	-	-	-
7211	Dry-cleaning plants, except rug cleaning*.....	**	**	**	**	7	1 083	394	90	46
7216	Laundry and cleaning services, n.e.c.*.....	**	**	**	**	4	(D)	(D)	(D)	(D)
Other 721										
722	Photographic studios, portrait.....	††	††	††	††	3	(D)	(D)	(D)	(D)
723, 4	Beauty and barber shops.....	††	††	††	††	38	1 217	452	112	80
723	Beauty shops.....	††	††	††	††	34	1 143	428	107	75
724	Barber shops.....	††	††	††	††	4	74	24	5	5
725	Shoe repair, shoe shine, and hat-cleaning shops.....	††	††	††	††	1	(D)	(D)	(D)	(D)
726	Funeral service and crematories.....	††	††	††	††	7	3 022	928	203	56
729	Miscellaneous personal services.....	††	††	††	††	7	498	143	27	22
73	Business services.....	††	††	††	††	145	77 187	35 465	8 292	2 709
731	Advertising.....	††	††	††	††	17	25 401	9 091	1 993	386
734	Services to dwellings and other buildings.....	††	††	††	††	16	2 214	1 012	241	78
737	Computer and data processing services.....	††	††	††	††	16	10 783	5 224	1 098	245
7392	Management, consulting, and public relations services.....	††	††	††	††	16	6 527	3 058	736	181
7394	Equipment rental and leasing services.....	††	††	††	††	7	4 479	1 186	310	67
Other 73	Other business services.....	††	††	††	††	73	27 783	15 894	3 914	1 752
75	Automotive repair, services, and garages.....	††	††	††	††	37	12 120	2 762	683	198
751	Automotive rental and leasing, without drivers.....	††	††	††	††	5	(D)	(D)	(D)	(D)
752	Automobile parking.....	††	††	††	††	-	-	-	-	-
753	Automotive repair shops.....	††	††	††	††	30	8 275	2 240	514	164
7538	General automotive repair shops.....	††	††	††	††	13	2 144	644	155	49
7531	Top and body repair shops.....	††	††	††	††	5	1 083	230	54	18
7534, 5, 9	Other automotive repair shops.....	††	††	††	††	12	5 048	1 366	305	97
754	Automotive services, except repair.....	††	††	††	††	2	(D)	(D)	(D)	(D)
76	Miscellaneous repair services.....	††	††	††	††	23	7 760	2 682	611	141
762	Electrical and electronic repair shops.....	††	††	††	††	11	3 474	1 338	323	72
7622	Radio and TV repair shops.....	††	††	††	††	4	(D)	(D)	(D)	(D)
7623, 9	Other electrical and electronic repair shops.....	††	††	††	††	7	(D)	(D)	(D)	(D)
764	Reupholstery and furniture repair.....	††	††	††	††	2	(D)	(D)	(D)	(D)
763, 9	Other repair shops and related services.....	††	††	††	††	10	(D)	(D)	(D)	(D)
78, 79	Amusement and recreation services, including motion pictures.....	††	††	††	††	14	3 935	1 120	243	142
781, 2	Motion picture production, distribution, and services.....	††	††	††	††	-	-	-	-	-
783	Motion picture theaters.....	††	††	††	††	5	1 468	266	61	54
792	Producers, orchestras, and entertainers.....	††	††	††	††	2	(D)	(D)	(D)	(D)
793	Bowling alleys and billiards and pool establishments.....	††	††	††	††	3	1 615	576	136	70
79 ex. 792, 3	Commercial sports and other amusement and recreation services.....	††	††	††	††	4	(D)	(D)	(D)	(D)
80, ex. 806	Health services, except hospitals.....	††	††	††	††	101	(D)	(D)	(D)	(D)
801	Offices of physicians.....	††	††	††	††	30	7 054	3 398	795	141
802	Offices of dentists.....	††	††	††	††	37	7 339	1 981	437	139
803	Offices of osteopathic physicians.....	††	††	††	††	7	2 119	1 106	310	39
8041	Offices of chiropractors.....	††	††	††	††	6	442	142	38	19
8042	Offices of optometrists.....	††	††	††	††	3	(D)	(D)	(D)	(D)
805	Nursing and personal care facilities.....	††	††	††	††	2	(D)	(D)	(D)	(D)
8049, 807, 8, 9	Other health services.....	††	††	††	††	16	2 520	1 024	222	68
81	Legal services.....	††	††	††	††	52	10 379	4 462	823	197
823, 4, 9	Selected educational services.....	††	††	††	††	5	7 269	3 089	750	165
891	Engineering, architectural, and surveying services.....	††	††	††	††	23	15 248	4 917	1 204	188
893	Accounting, auditing, and bookkeeping services.....	††	††	††	††	50	10 954	3 945	926	226
83, 892, 9	Social and other services.....	††	††	††	††	7	(D)	(D)	(D)	(D)
83	Social services.....	**	**	**	**	4	238	113	30	15
892, 9	Other services.....	**	**	**	**	3	(D)	(D)	(D)	(D)

**Table 7. Summary Statistics for Firms Subject to Federal Income Tax for Places With 300 Establishments or More: 1982—Con.**

[For meaning of abbreviations and symbols, see introductory text. For explanation of terms and comparability of 1977 and 1982 censuses, see appendix A. For information on geographic areas followed by Δ, see appendix F]

SIC code	Geographic area and kind of business or operation	All establishments				Establishments with payroll				
		Number	Receipts (\$1,000)	Unincorporated businesses or operations		Number	Receipts (\$1,000)	Annual payroll (\$1,000)	First quarter payroll (\$1,000)	Paid employees for pay period including March 12 (number)
				Individual proprietorships (number)	Partnerships (number)					
	<b>VINELAND</b>									
	Total.....	††	††	††	††	308	84 972	34 839	7 737	2 770
70	Hotels, motels, and other lodging places.....	††	††	††	††	7	1 785	442	126	98
7011	Hotels, motor hotels, and motels.....	††	††	††	††	5	(D)	(D)	(D)	(D)
7011 pt.	Hotels.....	††	††	††	††	-	-	-	-	-
7011 pt.	Motels, motor hotels, and tourist courts.....	††	††	††	††	5	(D)	(D)	(D)	(D)
702, 3, 4	Other lodging places.....	††	††	††	††	2	(D)	(D)	(D)	(D)
72	Personal services.....	††	††	††	††	46	4 632	1 704	380	254
721	Laundry, cleaning, and garment services.....	††	††	††	††	10	939	351	74	45
7215	Coin-operated laundries and dry cleaning.....	††	††	††	††	4	(D)	(D)	(D)	(D)
721 ex.	Other laundry, cleaning, and garment services.....	††	††	††	††	6	(D)	(D)	(D)	(D)
7215	Power laundries, family and commercial*.....	..	..	..	..	1	(D)	(D)	(D)	(D)
7216	Dry-cleaning plants, except rug cleaning*.....	..	..	..	..	2	(D)	(D)	(D)	(D)
Other 721	Laundry and cleaning services, n.e.c.*.....	..	..	..	..	3	(D)	(D)	(D)	(D)
722	Photographic studios, portrait.....	††	††	††	††	5	432	92	27	54
723, 4	Beauty and barber shops.....	††	††	††	††	22	1 693	785	176	100
723	Beauty shops.....	††	††	††	††	21	(D)	(D)	(D)	(D)
724	Barber shops.....	††	††	††	††	1	(D)	(D)	(D)	(D)
725	Shoe repair, shoe shine, and hat-cleaning shops.....	††	††	††	††	1	(D)	(D)	(D)	(D)
726	Funeral service and crematories.....	††	††	††	††	4	1 108	273	53	17
729	Miscellaneous personal services.....	††	††	††	††	4	(D)	(D)	(D)	(D)
73	Business services.....	††	††	††	††	45	33 859	14 435	3 063	1 318
731	Advertising.....	††	††	††	††	2	(D)	(D)	(D)	(D)
734	Services to dwellings and other buildings.....	††	††	††	††	10	1 476	678	122	54
737	Computer and data processing services.....	††	††	††	††	1	(D)	(D)	(D)	(D)
7392	Management, consulting, and public relations services.....	††	††	††	††	5	2 599	1 806	419	267
7394	Equipment rental and leasing services.....	††	††	††	††	5	(D)	(D)	(D)	(D)
Other 73	Other business services.....	††	††	††	††	22	(D)	(D)	(D)	(D)
75	Automotive repair, services, and garages.....	††	††	††	††	37	7 420	2 252	621	159
751	Automotive rental and leasing, without drivers.....	††	††	††	††	-	-	-	-	-
752	Automobile parking.....	††	††	††	††	-	-	-	-	-
753	Automotive repair shops.....	††	††	††	††	35	(D)	(D)	(D)	(D)
7538	General automotive repair shops.....	††	††	††	††	12	1 302	290	61	23
7531	Top and body repair shops.....	††	††	††	††	11	1 537	515	110	35
7534, 5, 9	Other automotive repair shops.....	††	††	††	††	12	(D)	(D)	(D)	(D)
754	Automotive services, except repair.....	††	††	††	††	2	(D)	(D)	(D)	(D)
76	Miscellaneous repair services.....	††	††	††	††	18	2 579	916	195	60
762	Electrical and electronic repair shops.....	††	††	††	††	8	1 600	624	128	30
7622	Radio and TV repair shops.....	††	††	††	††	2	(D)	(D)	(D)	(D)
7623, 9	Other electrical and electronic repair shops.....	††	††	††	††	6	(D)	(D)	(D)	(D)
764	Reupholstery and furniture repair.....	††	††	††	††	4	229	63	15	9
763, 9	Other repair shops and related services.....	††	††	††	††	6	750	229	52	21
78, 79	Amusement and recreation services, including motion pictures... ..	††	††	††	††	16	4 084	819	193	131
781, 2	Motion picture production, distribution, and services.....	††	††	††	††	-	-	-	-	-
783	Motion picture theaters.....	††	††	††	††	4	(D)	(D)	(D)	(D)
792	Producers, orchestras, and entertainers.....	††	††	††	††	-	-	-	-	-
793	Bowling alleys and billiards and pool establishments.....	††	††	††	††	2	(D)	(D)	(D)	(D)
79 ex. 792, 3	Commercial sports and other amusement and recreation services ..	††	††	††	††	10	1 788	427	92	54
80, ex. 806	Health services, except hospitals.....	††	††	††	††	91	20 128	9 075	2 022	433
801	Offices of physicians.....	††	††	††	††	48	11 324	5 800	1 219	202
802	Offices of dentists.....	††	††	††	††	23	5 559	2 073	515	152
803	Offices of osteopathic physicians.....	††	††	††	††	2	(D)	(D)	(D)	(D)
8041	Offices of chiropractors.....	††	††	††	††	3	81	10	3	4
8042	Offices of optometrists.....	††	††	††	††	7	(D)	(D)	(D)	(D)
805	Nursing and personal care facilities.....	††	††	††	††	-	-	-	-	-
8049, 807, 8, 9	Other health services.....	††	††	††	††	8	1 575	697	172	38
81	Legal services.....	††	††	††	††	24	8 110	4 150	903	222
823, 4, 9	Selected educational services.....	††	††	††	††	-	-	-	-	-
891	Engineering, architectural, and surveying services.....	††	††	††	††	6	737	270	67	22
893	Accounting, auditing, and bookkeeping services.....	††	††	††	††	12	1 301	628	133	43
83, 892, 9	Social and other services.....	††	††	††	††	6	337	148	34	30
83	Social services.....	..	..	..	..	4	(D)	(D)	(D)	(D)
892, 9	Other services.....	..	..	..	..	2	(D)	(D)	(D)	(D)

**Table 7. Summary Statistics for Firms Subject to Federal Income Tax for Places With 300 Establishments or More: 1982—Con.**

For meaning of abbreviations and symbols, see introductory text. For explanation of terms and comparability of 1977 and 1982 censuses, see appendix A. For information on geographic areas followed by Δ, see appendix F]

SIC code	Geographic area and kind of business or operation	All establishments				Establishments with payroll				
		Number	Receipts (\$1,000)	Unincorporated businesses or operations		Number	Receipts (\$1,000)	Annual payroll (\$1,000)	First quarter payroll (\$1,000)	Paid employees for pay period including March 12 (number)
				Individual proprietorships (number)	Partnerships (number)					
	<b>WAYNE TOWNSHIP</b>									
	Total.....	††	††	††	††	452	142 964	51 446	11 955	3 500
70	<b>Hotels, motels, and other lodging places</b> .....	††	††	††	††	6	4 454	1 539	363	144
7011	Hotels, motor hotels, and motels.....	††	††	††	††	4	(D)	(D)	(D)	(D)
7011 pt.	Hotels.....	††	††	††	††	1	(D)	(D)	(D)	(D)
7011 pt.	Motels, motor hotels, and tourist courts.....	††	††	††	††	3	4 062	1 339	322	121
702, 3, 4	Other lodging places.....	††	††	††	††	2	(D)	(D)	(D)	(D)
72	<b>Personal services</b> .....	††	††	††	††	50	5 739	2 205	503	282
721	Laundry, cleaning, and garment services.....	††	††	††	††	10	1 332	423	95	57
7215	Coin-operated laundries and dry cleaning.....	††	††	††	††	4	405	122	26	18
721 ex.	Other laundry, cleaning, and garment services.....	††	††	††	††	6	927	301	69	39
7215	Power laundries, family and commercial*.....	..	..	..	..	-	-	-	-	-
7211	Dry-cleaning plants, except rug cleaning*.....	..	..	..	..	5	(D)	(D)	(D)	(D)
7216	Laundry and cleaning services, n.e.c.*.....	..	..	..	..	1	(D)	(D)	(D)	(D)
Other 721										
722	Photographic studios, portrait.....	††	††	††	††	3	(D)	(D)	(D)	(D)
723, 4	<b>Beauty and barber shops</b> .....	††	††	††	††	30	3 135	1 505	359	206
723	Beauty shops.....	††	††	††	††	25	2 704	1 352	319	186
724	Barber shops.....	††	††	††	††	5	431	153	40	20
725	Shoe repair, shoe shine, and hat-cleaning shops.....	††	††	††	††	-	-	-	-	-
726	Funeral service and crematories.....	††	††	††	††	2	(D)	(D)	(D)	(D)
729	Miscellaneous personal services.....	††	††	††	††	5	498	158	18	9
73	<b>Business services</b> .....	††	††	††	††	103	50 925	11 886	2 603	897
731	Advertising.....	††	††	††	††	7	454	215	50	15
734	Services to dwellings and other buildings.....	††	††	††	††	16	1 581	726	191	200
737	Computer and data processing services.....	††	††	††	††	10	12 997	3 711	821	140
7392	Management, consulting, and public relations services.....	††	††	††	††	20	(D)	(D)	(D)	(D)
7394	Equipment rental and leasing services.....	††	††	††	††	7	1 762	424	82	27
Other 73	Other business services.....	††	††	††	††	43	(D)	(D)	(D)	(D)
75	<b>Automotive repair, services, and garages</b> .....	††	††	††	††	31	(D)	(D)	(D)	(D)
751	Automotive rental and leasing, without drivers.....	††	††	††	††	4	1 460	179	45	12
752	Automobile parking.....	††	††	††	††	-	-	-	-	-
753	Automotive repair shops.....	††	††	††	††	23	3 778	1 051	241	78
7538	General automotive repair shops.....	††	††	††	††	10	1 257	259	58	20
7531	Top and body repair shops.....	††	††	††	††	6	1 185	338	75	26
7534, 5, 9	Other automotive repair shops.....	††	††	††	††	7	1 336	454	108	32
754	Automotive services, except repair.....	††	††	††	††	4	(D)	(D)	(D)	(D)
76	<b>Miscellaneous repair services</b> .....	††	††	††	††	12	1 130	310	62	30
762	Electrical and electronic repair shops.....	††	††	††	††	3	233	78	15	6
7622	Radio and TV repair shops.....	††	††	††	††	1	(D)	(D)	(D)	(D)
7623, 9	Other electrical and electronic repair shops.....	††	††	††	††	2	(D)	(D)	(D)	(D)
764	Reupholstery and furniture repair.....	††	††	††	††	-	-	-	-	-
763, 9	Other repair shops and related services.....	††	††	††	††	9	897	232	47	24
78, 79	<b>Amusement and recreation services, including motion pictures</b> .....	††	††	††	††	23	4 516	1 125	251	188
781, 2	Motion picture production, distribution, and services.....	††	††	††	††	1	(D)	(D)	(D)	(D)
783	Motion picture theaters.....	††	††	††	††	4	1 480	248	56	45
792	Producers, orchestras, and entertainers.....	††	††	††	††	2	(D)	(D)	(D)	(D)
793	Bowling alleys and billiards and pool establishments.....	††	††	††	††	1	(D)	(D)	(D)	(D)
79 ex. 792, 3	Commercial sports and other amusement and recreation services.....	††	††	††	††	15	2 640	789	177	133
80, ex. 806	<b>Health services, except hospitals</b> .....	††	††	††	††	149	50 748	24 619	5 818	1 359
801	Offices of physicians.....	††	††	††	††	84	27 533	13 645	3 192	387
802	Offices of dentists.....	††	††	††	††	35	7 042	2 783	609	168
803	Offices of osteopathic physicians.....	††	††	††	††	1	(D)	(D)	(D)	(D)
8041	Offices of chiropractors.....	††	††	††	††	5	519	156	33	13
8042	Offices of optometrists.....	††	††	††	††	5	(D)	(D)	(D)	(D)
805	Nursing and personal care facilities.....	††	††	††	††	9	13 291	7 348	1 805	727
8049, 807, 8, 9	Other health services.....	††	††	††	††	10	2 047	596	158	55
81	<b>Legal services</b> .....	††	††	††	††	35	6 222	2 119	429	123
823, 4, 9	<b>Selected educational services</b> .....	††	††	††	††	2	(D)	(D)	(D)	(D)
891	<b>Engineering, architectural, and surveying services</b> .....	††	††	††	††	18	9 122	4 418	1 095	195
893	<b>Accounting, auditing, and bookkeeping services</b> .....	††	††	††	††	17	3 906	1 558	421	122
83, 892, 9	<b>Social and other services</b> .....	††	††	††	††	6	421	189	67	44
83	Social services.....	..	..	..	..	5	(D)	(D)	(D)	(D)
892, 9	Other services.....	..	..	..	..	1	(D)	(D)	(D)	(D)

**Table 7. Summary Statistics for Firms Subject to Federal Income Tax for Places With 300 Establishments or More: 1982—Con.**

[For meaning of abbreviations and symbols, see introductory text. For explanation of terms and comparability of 1977 and 1982 censuses, see appendix A. For information on geographic areas followed by Δ, see appendix F]

SIC code	Geographic area and kind of business or operation	All establishments				Establishments with payroll				
		Number	Receipts (\$1,000)	Unincorporated businesses or operations		Number	Receipts (\$1,000)	Annual payroll (\$1,000)	First quarter payroll (\$1,000)	Paid employees for pay period including March 12 (number)
				Individual proprietorships (number)	Partnerships (number)					
<b>WESTFIELD</b>										
	<b>Total</b> .....	††	††	††	††	315	82 387	30 193	6 966	1 945
70	<b>Hotels, motels, and other lodging places</b> .....	††	††	††	††	2	(D)	(D)	(D)	(D)
7011	Hotels, motor hotels, and motels.....	††	††	††	††	1	(D)	(D)	(D)	(D)
7011 pt.	Hotels.....	††	††	††	††	-	-	-	-	-
7011 pt.	Hotels, motor hotels, and tourist courts.....	††	††	††	††	1	(D)	(D)	(D)	(D)
702, 3, 4	Other lodging places.....	††	††	††	††	1	(D)	(D)	(D)	(D)
72	<b>Personal services</b> .....	††	††	††	††	41	4 554	1 728	391	204
721	Laundry, cleaning, and garment services.....	††	††	††	††	7	1 656	622	135	65
7215	Coin-operated laundries and dry cleaning.....	††	††	††	††	-	-	-	-	-
721 ex.	Other laundry, cleaning, and garment services.....	††	††	††	††	7	1 656	622	135	65
7215	Power laundries, family and commercial*.....	**	**	**	**	1	(D)	(D)	(D)	(D)
7216	Dry-cleaning plants, except rug cleaning*.....	**	**	**	**	3	(D)	(D)	(D)	(D)
Other 721	Laundry and cleaning services, n.e.c.*.....	**	**	**	**	3	(D)	(D)	(D)	(D)
722	Photographic studios, portrait.....	††	††	††	††	-	-	-	-	-
723, 4	<b>Beauty and barber shops</b> .....	††	††	††	††	28	2 036	935	216	117
723	Beauty shops.....	††	††	††	††	22	1 721	807	186	97
724	Barber shops.....	††	††	††	††	6	315	128	30	20
725	Shoe repair, shoe shine, and hat-cleaning shops.....	††	††	††	††	1	(D)	(D)	(D)	(D)
726	Funeral service and crematories.....	††	††	††	††	1	(D)	(D)	(D)	(D)
729	Miscellaneous personal services.....	††	††	††	††	4	(D)	(D)	(D)	(D)
73	<b>Business services</b> .....	††	††	††	††	61	(D)	(D)	(D)	(D)
731	Advertising.....	††	††	††	††	5	(D)	(D)	(D)	(D)
734	Services to dwellings and other buildings.....	††	††	††	††	5	434	104	28	20
737	Computer and data processing services.....	††	††	††	††	4	782	269	62	11
7392	Management, consulting, and public relations services.....	††	††	††	††	21	6 196	2 031	646	203
7394	Equipment rental and leasing services.....	††	††	††	††	2	(D)	(D)	(D)	(D)
Other 73	Other business services.....	††	††	††	††	24	4 528	1 798	443	123
75	<b>Automotive repair, services, and garages</b> .....	††	††	††	††	19	5 341	1 594	362	128
751	Automotive rental and leasing, without drivers.....	††	††	††	††	3	(D)	(D)	(D)	(D)
752	Automobile parking.....	††	††	††	††	-	-	-	-	-
753	Automotive repair shops.....	††	††	††	††	14	4 814	1 463	333	86
7538	General automotive repair shops.....	††	††	††	††	7	1 948	656	148	45
7531	Top and body repair shops.....	††	††	††	††	4	(D)	(D)	(D)	(D)
7534, 5, 9	Other automotive repair shops.....	††	††	††	††	3	(D)	(D)	(D)	(D)
754	Automotive services, except repair.....	††	††	††	††	2	(D)	(D)	(D)	(D)
76	<b>Miscellaneous repair services</b> .....	††	††	††	††	5	631	219	84	16
762	Electrical and electronic repair shops.....	††	††	††	††	2	(D)	(D)	(D)	(D)
7622	Radio and TV repair shops.....	††	††	††	††	1	(D)	(D)	(D)	(D)
7623, 9	Other electrical and electronic repair shops.....	††	††	††	††	1	(D)	(D)	(D)	(D)
764	Reupholstery and furniture repair.....	††	††	††	††	-	-	-	-	-
763, 9	Other repair shops and related services.....	††	††	††	††	3	(D)	(D)	(D)	(D)
78, 79	<b>Amusement and recreation services, including motion pictures</b> .....	††	††	††	††	9	4 983	1 359	255	154
781, 2	Motion picture production, distribution, and services.....	††	††	††	††	-	-	-	-	-
783	Motion picture theaters.....	††	††	††	††	2	(D)	(D)	(D)	(D)
792	Producers, orchestras, and entertainers.....	††	††	††	††	1	(D)	(D)	(D)	(D)
793	Bowling alleys and billiards and pool establishments.....	††	††	††	††	-	-	-	-	-
79 ex. 792, 3	Commercial sports and other amusement and recreation services.....	††	††	††	††	6	3 516	1 169	215	129
80, ex. 806	<b>Health services, except hospitals</b> .....	††	††	††	††	113	28 677	13 954	3 172	717
801	Offices of physicians.....	††	††	††	††	48	14 736	7 925	1 851	256
802	Offices of dentists.....	††	††	††	††	39	(D)	(D)	(D)	(D)
803	Offices of osteopathic physicians.....	††	††	††	††	-	-	-	-	-
8041	Offices of chiropractors.....	††	††	††	††	-	-	-	-	-
8042	Offices of optometrists.....	††	††	††	††	2	(D)	(D)	(D)	(D)
805	Nursing and personal care facilities.....	††	††	††	††	2	(D)	(D)	(D)	(D)
8049, 807, 8, 9	Other health services.....	††	††	††	††	22	3 555	1 747	405	224
81	<b>Legal services</b> .....	††	††	††	††	38	21 079	5 439	1 137	250
823, 4, 9	<b>Selected educational services</b> .....	††	††	††	††	-	-	-	-	-
891	<b>Engineering, architectural, and surveying services</b> .....	††	††	††	††	6	477	125	20	7
893	<b>Accounting, auditing, and bookkeeping services</b> .....	††	††	††	††	15	1 398	480	114	41
83, 892, 9	<b>Social and other services</b> .....	††	††	††	††	6	951	652	164	33
83	Social services.....	**	**	**	**	3	(D)	(D)	(D)	(D)
892, 9	Other services.....	**	**	**	**	3	(D)	(D)	(D)	(D)

**Table 7. Summary Statistics for Firms Subject to Federal Income Tax for Places With 300 Establishments or More: 1982—Con.**

[For meaning of abbreviations and symbols, see introductory text. For explanation of terms and comparability of 1977 and 1982 censuses, see appendix A. For information on geographic areas followed by Δ, see appendix F]

SIC code	Geographic area and kind of business or operation	All establishments				Establishments with payroll				
		Number	Receipts (\$1,000)	Unincorporated businesses or operations		Number	Receipts (\$1,000)	Annual payroll (\$1,000)	First quarter payroll (\$1,000)	Paid employees for pay period including March 12 (number)
				Individual proprie- torships (number)	Partners- hips (number)					
	<b>WEST ORANGE TOWNSHIP Δ</b>									
	Total.....	437	147 042	61 779	15 208	4 045				
70	Hotels, motels, and other lodging places.....	6	4 469	1 142	265	148				
7011	Hotels, motor hotels, and motels.....	5	(D)	(D)	(D)	(D)				
7011 pt.	Hotels.....	1	(D)	(D)	(D)	(D)				
7011 pt.	Motels, motor hotels, and tourist courts.....	4	(D)	(D)	(D)	(D)				
702, 3, 4	Other lodging places.....	1	(D)	(D)	(D)	(D)				
72	Personal services.....	39	(D)	(D)	(D)	(D)				
721	Laundry, cleaning, and garment services.....	16	3 188	859	192	91				
7215	Coin-operated laundries and dry cleaning.....	5	392	86	16	15				
721 ex.	Other laundry, cleaning, and garment services.....	11	2 796	773	176	76				
7215	Power laundries, family and commercial*.....	..	..	..	..	..				
7211	Dry-cleaning plants, except rug cleaning*.....	..	..	..	..	..				
7216	Laundry and cleaning services, n.e.c.*.....	..	..	..	..	..				
Other 721		1	(D)	(D)	(D)	(D)				
722	Photographic studios, portrait.....	3	(D)	(D)	(D)	(D)				
723, 4	Beauty and barber shops.....	15	1 566	838	199	93				
723	Beauty shops.....	13	(D)	(D)	(D)	(D)				
724	Barber shops.....	2	(D)	(D)	(D)	(D)				
725	Shoe repair, shoe shine, and hat-cleaning shops.....	1	(D)	(D)	(D)	(D)				
726	Funeral service and crematories.....	-	(D)	(D)	(D)	(D)				
729	Miscellaneous personal services.....	4	(D)	(D)	(D)	(D)				
73	Business services.....	78	47 332	20 652	4 994	1 495				
731	Advertising.....	5	1 861	794	251	35				
734	Services to dwellings and other buildings.....	12	14 229	7 373	1 776	825				
737	Computer and data processing services.....	5	6 560	2 195	498	108				
7392	Management, consulting, and public relations services.....	24	8 682	3 757	870	191				
7394	Equipment rental and leasing services.....	3	981	326	63	23				
Other 73	Other business services.....	29	15 019	6 207	1 536	313				
75	Automotive repair, services, and garages.....	26	4 004	1 200	328	105				
751	Automotive rental and leasing, without drivers.....	2	(D)	(D)	(D)	(D)				
752	Automobile parking.....	1	(D)	(D)	(D)	(D)				
753	Automotive repair shops.....	17	2 953	925	263	65				
7538	General automotive repair shops.....	11	1 653	417	94	38				
7531	Top and body repair shops.....	3	(D)	(D)	(D)	(D)				
7534, 5, 9	Other automotive repair shops.....	3	(D)	(D)	(D)	(D)				
754	Automotive services, except repair.....	6	833	219	56	34				
76	Miscellaneous repair services.....	12	1 279	482	117	41				
762	Electrical and electronic repair shops.....	7	740	257	60	15				
7622	Radio and TV repair shops.....	2	(D)	(D)	(D)	(D)				
7623, 9	Other electrical and electronic repair shops.....	5	(D)	(D)	(D)	(D)				
764	Reupholstery and furniture repair.....	1	(D)	(D)	(D)	(D)				
763, 9	Other repair shops and related services.....	4	(D)	(D)	(D)	(D)				
78, 79	Amusement and recreation services, including motion pictures.....	20	7 140	1 325	296	170				
781, 2	Motion picture production, distribution, and services.....	-	(D)	(D)	(D)	(D)				
783	Motion picture theaters.....	3	2 398	335	79	45				
792	Producers, orchestras, and entertainers.....	1	(D)	(D)	(D)	(D)				
793	Bowling alleys and billiards and pool establishments.....	5	(D)	(D)	(D)	(D)				
79 ex. 792, 3	Commercial sports and other amusement and recreation services.....	11	3 608	469	103	76				
80, ex. 806	Health services, except hospitals.....	113	30 251	13 374	3 362	851				
801	Offices of physicians.....	68	15 956	7 734	2 025	228				
802	Offices of dentists.....	26	(D)	(D)	(D)	(D)				
803	Offices of osteopathic physicians.....	-	-	-	-	-				
8041	Offices of chiropractors.....	-	-	-	-	-				
8042	Offices of optometrists.....	3	(D)	(D)	(D)	(D)				
805	Nursing and personal care facilities.....	1	(D)	(D)	(D)	(D)				
8049, 807, 8, 9	Other health services.....	15	6 297	3 238	766	402				
81	Legal services.....	101	31 345	14 542	3 836	525				
823, 4, 9	Selected educational services.....	1	(D)	(D)	(D)	(D)				
891	Engineering, architectural, and surveying services.....	15	5 332	2 712	501	143				
893	Accounting, auditing, and bookkeeping services.....	20	6 751	2 480	581	147				
83, 892, 9	Social and other services.....	6	1 034	392	107	54				
83	Social services.....	4	(D)	(D)	(D)	(D)				
892, 9	Other services.....	2	(D)	(D)	(D)	(D)				

**Table 7. Summary Statistics for Firms Subject to Federal Income Tax for Places With 300 Establishments or More: 1982—Con.**

[For meaning of abbreviations and symbols, see introductory text. For explanation of terms and comparability of 1977 and 1982 censuses, see appendix A. For information on geographic areas followed by Δ, see appendix F]

SIC code	Geographic area and kind of business or operation	All establishments				Establishments with payroll				
		Number	Receipts (\$1,000)	Unincorporated businesses or operations		Number	Receipts (\$1,000)	Annual payroll (\$1,000)	First quarter payroll (\$1,000)	Paid employees for pay period including March 12 (number)
				Individual proprietorships (number)	Partnerships (number)					
	<b>WOODBRIIDGE TOWNSHIP</b>									
	Total .....	††	††	††	††	457	163 683	63 491	15 886	4 151
<b>70</b>	<b>Hotels, motels, and other lodging places .....</b>	††	††	††	††	12	5 310	1 512	343	179
7011	Hotels, motor hotels, and motels .....	††	††	††	††	11	(D)	(D)	(D)	(D)
7011 pt.	Hotels .....	††	††	††	††	3	(D)	(D)	(D)	(D)
7011 pt.	Motels, motor hotels, and tourist courts .....	††	††	††	††	8	(D)	(D)	(D)	(D)
702, 3, 4	Other lodging places .....	††	††	††	††	1	(D)	(D)	(D)	(D)
<b>72</b>	<b>Personal services .....</b>	††	††	††	††	67	(D)	(D)	(D)	(D)
721	Laundry, cleaning, and garment services .....	††	††	††	††	13	2 944	1 057	226	88
7215	Coin-operated laundries and dry cleaning .....	††	††	††	††	2	(D)	(D)	(D)	(D)
721 ex.	Other laundry, cleaning, and garment services .....	††	††	††	††	11	(D)	(D)	(D)	(D)
7215	Power laundries, family and commercial* .....	**	**	**	**	-	-	-	-	-
7211	Dry-cleaning plants, except rug cleaning* .....	**	**	**	**	8	1 079	376	71	56
7216	Laundry and cleaning services, n.e.c.* .....	**	**	**	**	3	(D)	(D)	(D)	(D)
Other 721										
722	Photographic studios, portrait .....	††	††	††	††	1	(D)	(D)	(D)	(D)
723, 4	Beauty and barber shops .....	††	††	††	††	43	3 049	1 430	317	178
723	Beauty shops .....	††	††	††	††	40	2 945	1 395	308	172
724	Barber shops .....	††	††	††	††	3	104	35	9	6
725	Shoe repair, shoe shine, and hat-cleaning shops .....	††	††	††	††	1	(D)	(D)	(D)	(D)
726	Funeral service and crematories .....	††	††	††	††	3	1 337	316	101	12
729	Miscellaneous personal services .....	††	††	††	††	6	(D)	(D)	(D)	(D)
<b>73</b>	<b>Business services .....</b>	††	††	††	††	75	53 209	22 159	5 214	1 631
731	Advertising .....	††	††	††	††	3	(D)	(D)	(D)	(D)
734	Services to dwellings and other buildings .....	††	††	††	††	16	1 606	573	137	101
737	Computer and data processing services .....	††	††	††	††	11	10 667	3 756	736	135
7392	Management, consulting, and public relations services .....	††	††	††	††	10	5 127	2 451	493	107
7394	Equipment rental and leasing services .....	††	††	††	††	3	1 052	300	71	23
Other 73	Other business services .....	††	††	††	††	32	(D)	(D)	(D)	(D)
<b>75</b>	<b>Automotive repair, services, and garages .....</b>	††	††	††	††	64	10 681	3 025	742	278
751	Automotive rental and leasing, without drivers .....	††	††	††	††	5	545	169	44	13
752	Automobile parking .....	††	††	††	††	-	-	-	-	-
753	Automotive repair shops .....	††	††	††	††	49	8 662	2 406	574	190
7538	General automotive repair shops .....	††	††	††	††	21	3 144	762	166	59
7531	Top and body repair shops .....	††	††	††	††	16	3 659	1 128	291	89
7534, 5, 9	Other automotive repair shops .....	††	††	††	††	12	1 859	516	117	42
754	Automotive services, except repair .....	††	††	††	††	10	1 474	450	124	75
<b>76</b>	<b>Miscellaneous repair services .....</b>	††	††	††	††	37	12 885	4 111	875	233
762	Electrical and electronic repair shops .....	††	††	††	††	11	5 665	1 658	338	102
7622	Radio and TV repair shops .....	††	††	††	††	8	(D)	(D)	(D)	(D)
7623, 9	Other electrical and electronic repair shops .....	††	††	††	††	3	(D)	(D)	(D)	(D)
764	Reupholstery and furniture repair .....	††	††	††	††	2	(D)	(D)	(D)	(D)
763, 9	Other repair shops and related services .....	††	††	††	††	24	(D)	(D)	(D)	(D)
<b>78, 79</b>	<b>Amusement and recreation services, including motion pictures .....</b>	††	††	††	††	22	7 930	2 118	403	205
781, 2	Motion picture production, distribution, and services .....	††	††	††	††	-	-	-	-	-
783	Motion picture theaters .....	††	††	††	††	3	(D)	(D)	(D)	(D)
792	Producers, orchestras, and entertainers .....	††	††	††	††	-	-	-	-	-
793	Bowling alleys and billiards and pool establishments .....	††	††	††	††	2	(D)	(D)	(D)	(D)
79 ex. 792, 3	Commercial sports and other amusement and recreation services .....	††	††	††	††	17	4 798	1 417	272	141
<b>80, ex. 806</b>	<b>Health services, except hospitals .....</b>	††	††	††	††	103	25 202	10 214	2 524	595
801	Offices of physicians .....	††	††	††	††	36	7 117	3 601	909	142
802	Offices of dentists .....	††	††	††	††	43	14 457	5 080	1 278	355
803	Offices of osteopathic physicians .....	††	††	††	††	4	1 378	712	179	34
8041	Offices of chiropractors .....	††	††	††	††	6	1 057	419	74	32
8042	Offices of optometrists .....	††	††	††	††	9	664	153	35	15
805	Nursing and personal care facilities .....	††	††	††	††	-	-	-	-	-
8049, 807, 8, 9	Other health services .....	††	††	††	††	5	529	249	49	17
<b>81</b>	<b>Legal services .....</b>	††	††	††	††	34	25 863	11 391	3 685	376
<b>823, 4, 9</b>	<b>Selected educational services .....</b>	††	††	††	††	1	(D)	(D)	(D)	(D)
<b>891</b>	<b>Engineering, architectural, and surveying services .....</b>	††	††	††	††	17	8 156	3 402	781	172
<b>893</b>	<b>Accounting, auditing, and bookkeeping services .....</b>	††	††	††	††	19	5 051	2 018	501	105
<b>83, 892, 9</b>	<b>Social and other services .....</b>	††	††	††	††	6	437	212	48	27
83	Social services .....	**	**	**	**	4	(D)	(D)	(D)	(D)
892, 9	Other services .....	**	**	**	**	2	(D)	(D)	(D)	(D)



### Table 8. Summary Statistics for Firms Subject to Federal Income Tax for Counties and for Places With 2,500 Inhabitants or More: 1982

[For meaning of abbreviations and symbols, see introductory text. For explanation of terms and comparability of 1977 and 1982 censuses, see appendix A. For information on geographic areas followed by Δ, see appendix F.]

Geographic area	All establishments				Establishments with payroll										Selected kind-of-business or operation groups			
	Unincorporated businesses or operations		Paid employees		Hotels, motels, and other lodging places (SIC 70)		Automotive repair, services, and garages (SIC 75)		Amusement and recreation services, including motion pictures (SIC 78, 79)		Health services, except hospitals (SIC 80, ex. 806)		Legal services (SIC 81)					
	Number	Receipts (\$1,000)	Individual proprietorships (no.)	Partnerships (no.)	Number	Receipts (\$1,000)	Number	Receipts (\$1,000)	Number	Receipts (\$1,000)	Number	Receipts (\$1,000)	Number	Receipts (\$1,000)	Number	Receipts (\$1,000)		
																	Annual payroll (\$1,000)	First quarter payroll (\$1,000)
<b>New Jersey</b>	45 490	16 348 884	1 422 476	401 359	2 435 480	4 052	1 058 366	2 102	723 052	12 188	3 008 471	4 439	1 129 493					
Atlantic County	1 236	2 148 514	140 713	36 615	1 858 215	115	23 126	82	41 683	294	73 493	108	33 360					
Absecon	43	7 167	457	157	377	5	763	4	1 246	11	1 246	2	(D)					
Atlantic City	414	1 962 447	125 678	31 630	1 850 533	46	7 434	24	8 156	61	19 612	63	22 861					
Birgantine	47	6 392	355	177	1 547	1	(D)	7	1 407	9	1 716	2	(D)					
Buena	22	4 041	268	119	(D)	3	(D)	2	(D)	4	(D)	1	(D)					
Egg Harbor township	33	9 475	626	417	475	6	1 850	5	3 362	2	(D)	1	(D)					
Egg Harbor City	33	4 424	355	133	317	3	423	1	(D)	6	428	2	(D)					
Galloway township	29	14 398	947	376	549	1	(D)	9	(D)	31	1 978	1	(D)					
Hammoncton	120	21 731	1 816	559	691	11	1 693	6	1 250	31	5 536	10	1 527					
Linwood	58	15 051	1 305	505	(D)	1	(D)	1	(D)	25	8 019	5	2 281					
Margate City	55	8 201	751	245	(D)	2	(D)	3	385	16	3 337	1	(D)					
Northfield	98	26 009	2 641	713	842	6	741	10	3 504	32	10 766	6	2 477					
Pleasantville	100	22 465	8 099	672	6	20	5 121	6	1 731	16	3 396	8	2 565					
Somers Point	67	14 932	4 425	305	464	2	1 171	5	(D)	34	8 981	2	(D)					
Ventnor City	76	16 905	1 212	329	(D)	6	(D)	3	(D)	31	6 861	4	267					
Balance of county	41	14 876	925	278	310	3	(D)	4	(D)	7	6 587	1	(D)					
Bergen County	7 203	2 614 646	237 076	61 497	80 077	65	143 422	329	129 368	1 685	498 304	596	123 872					
Allendale	56	23 116	1 132	426	(D)	1	(D)	3	(D)	15	5 239	5	335					
Bergenfield	143	57 489	3 406	1 282	(D)	22	3 973	8	2 219	24	(D)	10	1 108					
Bogota	33	12 197	580	195	(D)	5	3 391	3	907	4	(D)	1	(D)					
Carlstad	52	15 527	1 600	344	(D)	14	4 854	4	(D)	8	1 935	1	(D)					
Cliffside Park	96	11 468	893	329	(D)	4	447	5	517	20	2 711	9	920					
Closter	93	15 067	5 748	390	(D)	8	1 095	8	1 236	18	(D)	10	1 827					
Cresskill	44	11 571	4 536	325	(D)	1	(D)	3	(D)	21	5 242	5	494					
Demarest	30	3 965	1 535	70	(D)	1	(D)	1	(D)	12	2 260	3	(D)					
Dumont	79	10 302	3 457	864	(D)	6	1 075	3	365	20	3 751	3	631					
East Rutherford	66	30 691	4 801	498	(D)	15	4 259	8	13 840	4	415	3	(D)					
Edgewater	20	5 073	1 396	128	(D)	4	398	3	(D)	1	(D)	2	(D)					
Elmwood Park	102	44 224	18 543	4 825	(D)	10	1 972	7	2 575	14	1 658	6	6 210					
Emerson	58	12 363	4 503	1 115	(D)	3	950	1	1 251	15	5 130	1	(D)					
Englewood	376	114 554	43 166	9 900	(D)	26	10 567	8	2 222	160	41 332	27	4 648					
Englewood Cliffs	173	106 909	41 125	10 502	(D)	4	819	7	3 632	32	6 959	10	2 204					
Fair Lawn	284	102 089	41 009	9 824	(D)	13	5 426	8	2 678	103	21 534	17	3 331					
Fairview	47	28 898	12 866	3 418	(D)	11	2 294	1	(D)	2	(D)	5	242					
Fort Lee	436	153 208	53 211	12 418	(D)	20	5 192	31	18 877	114	23 073	33	7 240					
Franklin Lakes	66	13 359	4 664	922	(D)	3	4 988	5	2 649	16	4 674	2	(D)					
Garfield	106	26 576	9 050	2 098	(D)	29	2 532	3	(D)	21	1 864	7	648					
Glen Rock	102	28 958	10 824	2 899	(D)	6	932	1	(D)	31	6 124	7	835					
Hackensack	719	291 685	99 242	24 770	(D)	49	18 139	11	2 181	157	50 605	191	47 390					
Harrington Park	24	2 641	1 127	199	(D)	1	(D)	1	(D)	8	1 133	5	901					
Hasbrouck Heights	80	35 791	11 230	2 697	(D)	5	1 053	2	4 469	21	1 160	5	(D)					
Haworth	23	7 916	2 950	1 678	(D)	4	(D)	4	(D)	6	2 041	6	628					
Hillsdale	70	11 770	4 206	1 037	(D)	4	773	3	(D)	19	3 048	2	(D)					
Ho-Ho-Kus	48	6 949	2 201	580	(D)	2	708	4	275	15	2 154	2	(D)					
Leonia	50	5 212	1 916	481	(D)	3	708	4	275	11	321	1	(D)					
Little Ferry	40	3 569	1 368	84	(D)	5	521	1	(D)	5	374	1	(D)					
Lodi	108	19 114	4 941	1 141	(D)	19	8 392	5	798	18	2 041	6	628					
Lyndhurst township	127	57 365	17 769	1 065	(D)	12	3 566	5	549	21	3 178	12	1 721					
Manwan township	77	29 444	11 506	3 313	(D)	16	2 772	5	(D)	9	4 873	4	221					
Maywood	60	16 774	6 591	1 466	(D)	6	1 537	3	(D)	4	4 124	3	274					
Midland Park	54	13 671	5 457	1 193	(D)	5	866	3	(D)	12	2 952	5	473					
Montvale	70	63 306	34 163	9 063	(D)	2	543	7	1 552	7	(D)	5	620					

**Table 8. Summary Statistics for Firms Subject to Federal Income Tax for Counties and for Places With 2,500 Inhabitants or More: 1982—Con.**

[For meaning of abbreviations and symbols, see introductory text. For explanation of terms and comparability of 1977 and 1982 censuses, see appendix A. For information on geographic areas followed by Δ, see appendix F.]

Geographic area	All establishments				Establishments with payroll													Selected kind-of-business or operation groups		
	Num-ber	Receipts (\$1,000)	Unincorporated businesses or operations		Total			Hotels, motels, and other lodging places (SIC 70)		Automotive repair, services, and garages (SIC 75)		Amusement and recreation services, including motion pictures (SIC 78, 79)		Health services, except hospitals (SIC 80, ex. 806)		Legal services (SIC 81)				
			Num-ber	Partnerships (no.)	Annual payroll (\$1,000)	First quarter payroll (\$1,000)	Paid employees for pay period including March 12 (no.)	Num-ber	Receipts (\$1,000)	Num-ber	Receipts (\$1,000)	Num-ber	Receipts (\$1,000)	Num-ber	Receipts (\$1,000)	Num-ber	Receipts (\$1,000)	Num-ber	Receipts (\$1,000)	
<b>New Jersey—Con.</b>																				
Bergen County—Con.																				
Moonachie.....	22	17 917	11	11	4 657	1 113	262	1	(D)	2	(D)	1	(D)	1	(D)	1	(D)	1	(D)	
New Milford.....	11	10 984	4	4	4 421	1 082	390	1	(D)	2	346	1	(D)	14	5 873	3	430	5	339	
North Arlington.....	92	23 562	21	21	7 791	1 895	595	12	3 400	12	3 400	2	(D)	20	5 309	5	388	2	(D)	
Northvale.....	30	6 565	11	11	1 906	442	172	2	2 540	2	(D)	2	(D)	7	1 316	1	(D)	1	(D)	
Norwood.....	21	8 152	11	11	2 911	659	236	2	(D)	2	(D)	2	(D)	9	(D)	1	(D)	1	(D)	
Oakland.....	93	19 745	25	25	7 696	1 764	614	3	(D)	5	874	12	1 664	26	8 021	5	860	5	860	
Old Tappan.....	25	7 943	8	8	2 883	678	231	1	(D)	1	(D)	7	1 327	10	(D)	1	(D)	6	1 192	
Oradell.....	78	(D)	22	22	(D)	(D)	(D)	3	(D)	3	(D)	3	395	16	2 062	6	1 192	6	462	
Palisades Park.....	85	18 259	22	22	5 715	1 293	326	15	2 418	15	2 418	1	(D)	13	(D)	4	462	4	462	
Paramus.....	384	190 239	111	111	69 161	17 545	5 483	6	5 317	27	7 316	20	19 518	83	(D)	22	7 614	22	7 614	
Park Ridge.....	69	11 453	20	20	4 409	970	388	1	(D)	6	624	5	704	17	2 398	1	(D)	1	(D)	
Ramsey.....	105	33 295	32	32	11 623	2 939	717	4	1 869	6	1 167	4	1 449	34	5 452	5	952	5	952	
Ridgeland.....	81	11 952	24	24	4 353	1 159	387	1	(D)	7	616	4	(D)	14	2 518	8	873	6	873	
Ridgeland Park.....	55	12 151	17	17	3 909	814	297	1	(D)	7	3 441	2	(D)	13	1 152	6	949	6	949	
Ridgewood.....	342	92 900	105	105	38 218	8 780	2 178	1	(D)	16	4 810	9	1 641	137	40 841	29	4 747	29	4 747	
River Edge.....	71	26 242	21	21	10 853	2 793	430	3	(D)	3	(D)	4	321	21	(D)	5	400	5	400	
Rutherford.....	148	30 632	46	46	11 416	2 643	763	2	(D)	6	698	4	695	39	5 617	12	395	12	395	
Saddle Brook township.....	98	66 614	33	33	18 246	4 302	1 455	3	(D)	14	2 527	2	(D)	23	4 954	6	2 392	6	2 392	
Saddle River.....	33	7 556	11	11	2 630	518	123	1	(D)	2	(D)	2	(D)	11	2 148	1	(D)	1	(D)	
Teaneck township.....	383	97 080	131	131	36 818	9 788	2 157	1	(D)	8	1 382	16	4 615	135	29 529	18	2 799	18	2 799	
Tenafly.....	145	40 660	47	47	14 094	3 359	926	1	(D)	7	1 445	9	1 930	56	(D)	5	706	5	706	
Upper Saddle River.....	50	16 956	16	16	5 921	1 422	346	3	340	5	1 033	6	2 461	9	(D)	9	400	9	400	
Waldwick.....	60	12 651	21	21	4 862	1 130	453	3	(D)	5	1 201	5	1 546	13	881	4	1 058	4	1 058	
Wallington.....	66	10 203	23	23	3 277	815	305	1	(D)	9	1 946	5	1 848	10	1 948	6	541	6	541	
Westwood.....	179	50 513	63	63	19 000	4 583	1 106	1	(D)	9	1 541	7	2 659	71	20 831	14	1 689	14	1 689	
Woodcliff Lake.....	57	22 073	19	19	7 164	1 611	959	2	(D)	4	993	4	892	19	(D)	4	586	4	586	
Wyckoff township.....	116	11 221	40	40	3 704	827	357	1	(D)	5	566	3	186	9	1 130	5	(D)	5	(D)	
Balance of county.....	196	22 794	66	66	8 827	2 228	538	1	(D)	14	3 176	16	5 625	44	8 513	7	354	7	354	
Burlington County.....																				
Beverly.....	1 671	538 280	588	588	204 662	47 984	14 783	58	26 776	168	44 617	82	27 321	414	115 822	109	18 989	109	18 989	
Bordentown.....	44	12 966	15	15	3 048	738	460	4	(D)	6	2 120	4	746	4	746	3	597	3	597	
Burlington township.....	101	15 714	34	34	5 497	1 731	847	4	(D)	6	1 364	1	(D)	11	1 797	3	597	3	597	
Burlington township.....	34	8 008	11	11	3 114	1 172	529	2	(D)	17	3 231	2	(D)	13	2 074	16	2 522	16	2 522	
Cinnaminson township.....	113	34 166	41	41	13 601	3 160	1 033	3	2 042	12	1 729	2	(D)	32	2 181	2	(D)	2	(D)	
Delran township.....	43	34 521	15	15	8 686	2 083	573	1	(D)	8	1 752	3	1 496	2	(D)	1	(D)	1	(D)	
Evesham township.....	157	38 066	57	57	15 079	3 799	959	1	(D)	10	3 719	7	1 409	54	12 177	1	569	1	569	
Maple Shade township.....	88	36 177	31	31	11 801	2 547	931	9	4 301	15	10 618	3	(D)	12	5 376	4	377	4	377	
Medford township.....	127	21 034	45	45	8 213	1 914	617	1	(D)	6	1 313	10	2 661	36	6 986	13	3 327	13	3 327	
Medford Lakes.....	16	4 674	6	6	1 613	347	207	1	(D)	1	(D)	1	(D)	3	(D)	1	(D)	1	(D)	
Moorestown township.....	188	69 639	68	68	36 588	7 987	1 859	1	(D)	9	2 454	7	1 062	50	(D)	15	2 157	15	2 157	
Mount Holly township.....	139	40 175	50	50	17 455	4 050	846	1	(D)	13	5 426	4	952	20	14 060	50	6 550	20	6 550	
Mount Laurel township.....	120	99 664	43	43	34 000	8 136	2 661	8	12 378	5	(D)	10	9 099	22	9 871	3	245	3	245	
New Hanover township.....	9	1 519	3	3	668	126	55	1	(D)	1	(D)	2	(D)	1	(D)	1	(D)	1	(D)	
Palmira.....	25	6 753	9	9	2 290	457	125	1	(D)	3	685	2	(D)	7	487	1	(D)	1	(D)	
Pemberton township.....	27	(D)	10	10	(D)	(D)	(D)	2	(D)	2	(D)	1	(D)	8	(D)	2	(D)	2	(D)	
Riverton.....	22	4 426	8	8	1 951	510	179	1	(D)	1	(D)	1	(D)	7	1 145	1	(D)	1	(D)	
Willingboro township.....	137	35 566	50	50	15 021	3 607	902	2	(D)	7	839	5	416	62	17 620	3	(D)	3	(D)	
Wrightstown.....	19	2 779	7	7	666	153	100	5	1 125	2	(D)	4	(D)	4	(D)	1	(D)	1	(D)	
Balance of county.....	241	2 779	87	87	(D)	(D)	(D)	12	(D)	37	4 709	18	3 764	38	6 455	16	1 621	16	1 621	

**Table 8. Summary Statistics for Firms Subject to Federal Income Tax for Counties and for Places With 2,500 Inhabitants or More: 1982—Con.**

[For meaning of abbreviations and symbols, see introductory text. For explanation of terms and comparability of 1977 and 1982 censuses, see appendix A. For information on geographic areas followed by Δ, see appendix F.]

Geographic area	All establishments		Establishments with payroll																
	Number	Receipts (\$1,000)	Unincorporated businesses or operations		Total	Paid employees for pay period including March 12 (no.)	First quarter payroll (\$1,000)	Hotels, motels, and other lodging places (SIC 70)		Automotive repair, services, and garages (SIC 75)		Amusement and recreation services, including motion pictures (SIC 78, 79)		Health services, except hospitals (SIC 80, ex. 806)		Legal services (SIC 81)			
			Individual proprietorships (no.)	Partnerships (no.)				Number	Receipts (\$1,000)	Number	Receipts (\$1,000)	Number	Receipts (\$1,000)	Number	Receipts (\$1,000)	Number	Receipts (\$1,000)	Number	Receipts (\$1,000)
<b>New Jersey—Con.</b>																			
Camden County.....	11	11	11	11	2 779	906 888	361 699	87 675	23 249	34	33 201	248	74 749	103	30 125	807	193 468	305	83 811
Audubon.....	11	11	11	11	49	6 564	2 774	2 615	183	-	-	-	-	-	-	15	3 265	5	299
Barrington.....	11	11	11	11	26	3 583	1 082	198	183	-	-	-	-	-	-	6	472	1	(D)
Berlinton.....	11	11	11	11	42	10 205	4 276	1 150	257	2	(D)	2	2 112	-	-	6	473	1	(D)
Belmar.....	11	11	11	11	58	13 662	5 209	1 356	338	13	1 630	13	3 871	2	(D)	15	1 833	4	1 191
Camden.....	11	11	11	11	255	95 375	40 450	10 059	2 321	5	1 630	33	6 326	6	776	73	19 524	52	11 969
Cherry Hill township.....	11	11	11	11	824	340 803	138 116	32 809	8 442	11	23 194	46	24 824	35	10 757	257	69 142	83	25 812
Clementon.....	11	11	11	11	47	9 293	2 798	603	280	-	-	4	1 968	4	(D)	9	2 116	1	(D)
Collingswood.....	11	11	11	11	132	38 385	13 841	3 266	897	-	-	12	1 897	3	169	27	5 121	19	4 264
Gibbsboro.....	11	11	11	11	16	10 060	3 439	709	344	-	-	2	-	2	(D)	5	6 414	1	(D)
Gloucester township.....	11	11	11	11	116	22 495	8 487	1 980	505	1	(D)	15	3 158	5	633	40	9 395	7	1 293
Gloucester City.....	11	11	11	11	42	12 747	4 393	1 176	318	3	2 013	7	1 113	1	(D)	7	(D)	1	(D)
Haddon township.....	11	11	11	11	68	15 906	5 132	944	381	-	-	8	2 521	3	(D)	14	1 574	17	2 796
Haddon Heights.....	11	11	11	11	287	68 671	32 220	7 620	1 729	-	-	2	(D)	1	(D)	100	19 211	81	28 050
Lawnside.....	11	11	11	11	44	5 366	2 125	457	155	-	-	1	(D)	-	-	22	3 559	3	299
Lawnside.....	11	11	11	11	9	1 555	683	223	149	-	-	1	(D)	-	-	1	(D)	-	-
Lindenwood.....	11	11	11	11	42	5 996	1 901	366	139	-	-	8	1 083	4	277	13	1 520	2	(D)
Magnolia.....	11	11	11	11	15	3 156	1 559	423	88	-	-	4	752	1	(D)	4	(D)	-	(D)
Merchantville.....	11	11	11	11	40	6 507	2 428	576	186	-	-	1	1 871	2	258	19	2 242	-	(D)
Mount Ephraim.....	11	11	11	11	29	6 137	1 934	470	194	1	(D)	3	1 871	3	258	9	1 738	-	(D)
Oaklyn.....	11	11	11	11	14	954	260	51	41	-	-	1	(D)	-	-	5	413	-	(D)
Pennsauken township.....	11	11	11	11	235	128 979	46 082	11 698	2 987	2	(D)	30	13 658	12	4 536	55	23 485	7	856
Pine Hill.....	11	11	11	11	7	209	100	167	17	-	-	2	217	1	(D)	10	1 536	2	(D)
Rummel.....	11	11	11	11	43	11 985	4 293	977	316	1	(D)	7	2 217	1	(D)	10	1 849	3	262
Somerdale.....	11	11	11	11	41	4 319	1 642	411	135	-	-	5	523	2	(D)	31	9 130	1	(D)
Stratford.....	11	11	11	11	53	13 656	5 364	1 464	396	-	-	5	523	2	(D)	31	9 130	1	(D)
Voorhees township.....	11	11	11	11	108	46 137	22 796	6 111	1 535	-	-	3	712	8	4 201	34	4 739	13	1 970
Winslow township.....	11	11	11	11	33	8 204	2 685	670	218	2	(D)	6	1 090	2	(D)	6	767	-	(D)
Woodlyne.....	11	11	11	11	103	(D)	(D)	(D)	(D)	-	-	19	2 498	4	1 581	14	1 974	2	(D)
Balance of county.....	11	11	11	11	934	161 948	44 937	6 821	2 836	413	81 242	38	3 933	109	21 505	105	15 696	48	8 648
Cape May County.....	11	11	11	11	86	17 322	4 400	623	407	39	12 793	3	3	9	744	7	749	3	487
Cape May.....	11	11	11	11	33	4 102	1 299	245	113	1	(D)	1	(D)	4	527	9	1 222	-	(D)
Lower township.....	11	11	11	11	33	14 997	4 942	969	298	21	2 558	3	(D)	11	1 893	28	5 392	3	538
Middle township.....	11	11	11	11	110	14 528	8 821	456	184	74	6 549	12	1 074	15	2 187	23	1 427	3	538
North Wildwood.....	11	11	11	11	139	23 792	8 133	1 499	570	31	7 917	2	1 074	15	2 187	23	1 427	3	538
Ocean City.....	11	11	11	11	16	1 959	526	172	71	1	(D)	2	(D)	2	(D)	3	248	1	(D)
Sea Isle City.....	11	11	11	11	210	33 028	8 466	869	445	114	16 167	3	486	35	9 290	3	1 053	12	3 004
Wildwood.....	11	11	11	11	125	31 055	7 384	869	421	101	16 167	2	1 270	9	1 270	3	217	1	(D)
Wildwood Crest.....	11	11	11	11	10	1 213	5 403	93	34	-	-	5	487	12	(D)	2	1 158	1	(D)
Woodbine.....	11	11	11	11	112	19 952	5 560	1 026	293	31	9 664	5	487	12	(D)	14	1 158	1	(D)
Balance of county.....	11	11	11	11	640	149 394	58 417	13 411	4 640	10	5 301	83	13 728	27	5 089	108	41 896	61	13 391
Cumberland County.....	11	11	11	11	156	29 509	11 445	2 750	836	19	2 896	4	543	4	543	56	14 111	25	3 741
Bridgeton.....	11	11	11	11	125	21 067	6 682	609	929	1	(D)	19	2 896	4	543	56	14 111	25	3 741
Millsboro.....	11	11	11	11	306	84 972	34 639	7 737	770	7	1 785	15	1 863	12	4 084	37	5 294	12	1 540
Vineland.....	11	11	11	11	54	12 746	5 441	1 315	305	1	(D)	12	1 439	5	4 084	14	20 128	24	8 110
Balance of county.....	11	11	11	11	5328	210 204	89 942	21 516	55 946	43	38 612	462	179 872	151	47 580	1	369 974	663	291 194
Essex County.....	11	11	11	11	176	40 387	15 204	3 749	996	2	(D)	29	4 173	4	748	68	17 752	8	6 599
Belleville township Δ.....	11	11	11	11	313	184 945	100 807	23 673	4 985	2	(D)	34	7 759	5	(D)	69	15 267	46	6 599
Bloomfield township Δ.....	11	11	11	11	72	21 573	7 478	1 725	505	-	-	1	866	5	866	22	6 075	4	530
Cedar Grove township.....	11	11	11	11	359	144 592	59 475	14 867	4 427	5	(D)	22	9 221	4	892	120	28 081	52	13 792
East Orange.....	11	11	11	11	254	68 081	24 200	5 880	1 898	1	(D)	23	6 685	6	2 272	95	21 945	17	2 557

**Table 8. Summary Statistics for Firms Subject to Federal Income Tax for Counties and for Places With 2,500 Inhabitants or More: 1982—Con.**

[For meaning of abbreviations and symbols, see introductory text. For explanation of terms and comparability of 1977 and 1982 censuses, see appendix A. For information on geographic areas followed by Δ, see appendix F]

Geographic area	All establishments				Selected kind-of-business or operation groups													
	Number	Receipts (\$1,000)	Unincorporated businesses or operations		Total		Hotels, motels, and other lodging places (SIC 70)		Automotive repair, services, and garages (SIC 75)		Amusement and recreation services, including motion pictures (SIC 78, 79)		Health services, except hospitals (SIC 80, ex. 806)		Legal services (SIC 81)			
			Individual proprietorships (no.)	Partnerships (no.)	Number	Receipts (\$1,000)	Number	Receipts (\$1,000)	Number	Receipts (\$1,000)	Number	Receipts (\$1,000)	Number	Receipts (\$1,000)	Number	Receipts (\$1,000)	Number	Receipts (\$1,000)
<b>New Jersey—Con.</b>																		
Essex County—Con.																		
Livingston township	410	178 259	3 622	16 345	67 771	3 622	1	7 855	14	3 116	165	44 925	42	15 242				
Maplewood township	197	46 617	1 710	5 107	20 126	1 710	1	3 391	2	(D)	76	14 312	19	3 560				
Millburn township	329	125 113	2 464	12 771	51 827	2 464	1	1 465	7	4 121	143	38 115	31	11 112				
Montclair township Δ	440	94 993	33 742	7 781	2 376	33 742	4	7 431	11	11 684	137	31 246	47	8 915				
Newark	1 094	670 889	17 285	62 267	263 896	17 285	17	102 602	18	5 982	223	46 144	201	149 671				
North Caldwell	25	5 804	101	566	2 533	101	-	6 846	1	(D)	8	1 651	14	1 762				
Nutley township Δ	185	42 463	2 553	4 582	17 729	2 553	-	6 871	6	1 849	58	9 971	14	1 714				
Orange	156	35 982	806	2 488	11 033	806	-	2 178	4	(D)	38	8 627	17	30 776				
Roseland	81	77 480	1 187	6 490	35 340	1 187	-	2 178	1	(D)	20	7 928	20	4 488				
South Orange Village township Δ	202	41 880	972	4 005	18 462	972	1	1 157	3	(D)	72	15 156	25	4 488				
Verona Borough township	122	22 639	559	2 174	9 422	559	-	1 157	3	(D)	30	4 144	10	2 836				
West Caldwell township Δ	103	48 196	1 248	3 924	13 413	1 248	-	8 041	8	1 865	26	3 943	3	3 351				
West Orange township Δ	437	147 042	4 045	15 208	61 779	4 045	6	4 469	20	7 140	113	30 251	101	31 345				
Balance of county	373	218 269	4 207	20 214	84 705	4 207	2	(D)	22	2 597	99	24 441	26	3 382				
Gloucester County	804	168 389	5 038	14 766	65 331	5 038	19	13 741	49	10 722	205	59 510	86	10 042				
Clayton	13	2 255	47	177	774	47	-	2 098	10	5 407	4	194	2	(D)				
Deptford township	58	14 615	585	1 166	5 045	585	1	2 229	5	1 158	15	1 829	3	604				
Franklin township	18	4 031	74	212	873	74	1	1 246	4	(D)	4	395	2	(D)				
Glassboro	41	11 344	489	924	5 217	489	2	1 246	4	(D)	15	1 829	3	604				
Monroe township	70	10 770	320	805	3 676	320	3	1 246	4	(D)	15	1 829	3	604				
National Park	7	435	21	26	132	21	1	(D)	1	(D)	1	(D)	-	(D)				
Paulsboro	31	3 056	140	256	936	140	4	850	-	(D)	8	664	2	(D)				
Pitman	48	6 672	217	591	2 750	217	5	876	4	523	12	1 970	5	610				
Washington township	83	13 349	371	1 258	5 234	371	5	859	3	219	29	6 627	6	708				
West Deptford township	35	5 845	253	616	2 600	253	2	248	2	(D)	5	1 409	-	(D)				
Westville	36	10 014	343	881	3 935	343	2	469	1	(D)	3	(D)	-	(D)				
Woodbury	192	48 805	1 095	4 962	21 787	1 095	2	1 957	3	(D)	74	30 144	60	6 840				
Woodbury Heights	32	9 212	234	712	3 167	234	-	(D)	1	(D)	11	2 474	3	(D)				
Balance of county	140	27 586	849	2 180	9 205	849	2	2 467	14	1 960	30	9 372	1	(D)				
Hudson County	2 456	719 994	19 318	60 035	257 681	19 318	35	87 980	72	25 496	688	106 988	274	56 202				
Bayonne	312	75 124	2 113	5 741	25 802	2 113	2	4 426	4	426	114	4 426	31	3 182				
Guttenberg	43	6 999	3 002	810	3 002	3 002	-	416	2	(D)	7	2 944	1	(D)				
Harrison	48	8 031	208	614	2 526	208	-	1 747	-	(D)	11	1 498	4	269				
Hoboken	169	59 235	1 209	5 503	25 877	1 209	3	2 649	6	808	23	3 740	23	9 221				
Jersey City	878	248 468	7 652	21 354	91 302	7 652	9	28 146	15	4 816	233	38 127	135	39 707				
Kearny	176	40 505	1 059	3 331	13 857	1 059	1	6 225	5	(D)	61	7 781	12	2 282				
North Bergen township	211	95 570	6 637	6 637	29 268	6 637	12	13 755	11	5 186	53	12 121	3	636				
Secaucus	105	107 973	2 613	10 201	42 371	2 613	4	17 089	7	3 165	19	2 706	3	(D)				
Union City	278	37 695	1 088	2 768	11 432	1 088	2	3 311	15	8 006	88	11 847	42	3 769				
Weehawken township	31	8 395	139	336	1 344	139	1	3 363	5	1 075	7	510	1	(D)				
West New York	199	31 098	1 009	2 650	10 695	1 009	1	3 363	5	1 075	52	7 104	18	2 350				
Balance of county	6	901	37	90	405	37	-	(D)	-	(D)	2	(D)	1	(D)				
Hunterdon County	480	89 098	2 542	7 232	30 761	2 542	7	11 972	35	6 713	107	21 925	54	7 881				
Flemington	129	28 220	726	2 560	11 062	726	2	1 582	5	1 712	36	7 308	21	3 601				
High Bridge	6	333	13	21	68	13	-	2 377	-	(D)	-	-	-	-				
Lambertville	35	5 924	155	425	1 924	155	1	2 377	2	(D)	6	997	3	285				
Readington township	43	10 015	191	652	2 881	191	2	7 456	4	(D)	55	12 167	4	557				
Balance of county	247	44 606	1 457	3 574	14 826	1 457	2	7 456	24	520	10	14 167	26	3 438				

**Table 8. Summary Statistics for Firms Subject to Federal Income Tax for Counties and for Places With 2,500 Inhabitants or More: 1982—Con.**

[For meaning of abbreviations and symbols, see introductory text. For explanation of terms and comparability of 1977 and 1982 censuses, see appendix A. For information on geographic areas followed by Δ, see appendix F.]

Geographic area	All establishments										Establishments with payroll										
	Unincorporated businesses or operations					Total					Hotels, motels, and other lodging places (SIC 70)		Automotive repair, services, and garages (SIC 75)		Amusement and recreation services, including motion pictures (SIC 78, 79)		Health services, except hospitals (SIC 80, ex. 806)		Legal services (SIC 81)		
	Num-ber	Receipts (\$1,000)	Individual prop-ertorships (no.)	Part-nerships (no.)	Num-ber	Receipts (\$1,000)	Annual payroll (\$1,000)	First quarter payroll (\$1,000)	Paid employees for pay period including March 12 (no.)	Num-ber	Receipts (\$1,000)	Num-ber	Receipts (\$1,000)	Num-ber	Receipts (\$1,000)	Num-ber	Receipts (\$1,000)	Num-ber	Receipts (\$1,000)	Num-ber	Receipts (\$1,000)
<b>New Jersey—Con.</b>																					
Mercer County.....	1	697 201	17 898	29	23 373	40 129	17 178	66	17 178	570	148 542	174	48 476								
East Windsor township.....	70	15 327	441	1	(D)	5	624	5	482	3	3 939	3	2 892								
Ewing township.....	178	39 966	1 174	1	(D)	22	5 349	7	1 542	45	3 802	23	4 141								
Hamilton township.....	346	83 952	8 545	1	(D)	44	10 714	14	3 812	119	34 088	16	1 223								
Hightstown.....	67	21 367	1 412	3	(D)	8	6 362	2	(D)	4	4 638	6	1 223								
Hopewell township.....	26	4 795	1 372	-	-	2	(D)	1	(D)	4	467	1	(D)								
Lawrence township.....	222	53 791	4 757	6	1 987	13	5 599	10	4 889	85	18 352	21	3 913								
Princeton.....	213	147 130	13 494	2	(D)	4	644	6	2 008	45	20 274	25	10 600								
Princeton township.....	195	100 845	10 414	3	(D)	4	819	4	(D)	48	13 194	12	2 019								
Trenton.....	468	146 334	15 873	7	2 365	37	7 976	6	1 040	160	38 452	55	21 259								
Balance of county.....	189	83 694	7 060	6	(D)	14	(D)	11	2 248	33	5 316	10	1 545								
Middlesex County.....	3 203	1 028 994	93 119	44	38 593	346	104 593	122	42 955	818	212 097	295	78 254								
Cerrit.....	56	18 296	1 574	1	(D)	9	1 359	3	224	12	1 641	4	977								
Dunellen.....	35	5 335	1 114	-	-	8	974	-	(D)	9	1 145	-	555								
East Brunswick township.....	339	114 929	10 706	3	(D)	20	12 941	18	6 861	86	20 240	29	5 543								
Edison township.....	442	173 695	14 040	9	5 267	38	15 510	14	7 976	132	41 144	26	7 813								
Highland Park.....	104	25 604	2 953	-	-	7	1 472	2	(D)	32	6 763	2	502								
Jamesburg.....	35	7 418	633	-	-	5	274	-	(D)	7	1 225	-	(D)								
Meuchan.....	155	36 532	3 423	1	(D)	10	2 428	3	(D)	37	7 940	24	3 182								
Middlesex.....	82	22 222	2 017	-	-	15	1 967	2	(D)	11	1 685	3	616								
Milwaton.....	34	4 074	321	-	-	1	967	2	(D)	8	1 518	2	(D)								
Monroia township.....	9	2 662	73	-	-	1	(D)	1	(D)	1	(D)	1	(D)								
New Brunswick.....	291	101 209	8 952	4	(D)	26	13 224	3	190	97	35 203	67	14 302								
North Brunswick township.....	159	50 642	4 716	2	(D)	23	10 413	11	3 600	34	6 724	13	4 144								
Old Bridge township.....	131	22 693	1 889	4	(D)	13	4 499	6	661	37	21 300	7	1 665								
Perth Amboy.....	200	54 951	5 310	2	(D)	19	3 712	8	8	18	11 622	26	5 887								
Piscataway township.....	136	68 908	6 154	1	(D)	19	9 597	1	(D)	25	4 601	6	(D)								
Sayreville.....	130	19 539	1 638	3	(D)	12	1 615	8	1 147	39	6 795	8	1 209								
South Amboy.....	59	12 286	1 089	2	(D)	17	3 282	4	(D)	14	5 757	4	251								
South Brunswick township.....	62	18 857	2 042	2	(D)	6	1 021	1	(D)	11	1 659	2	(D)								
South Plainfield.....	130	47 546	4 282	2	(D)	18	6 141	4	937	27	6 037	9	1 860								
South River.....	63	9 750	666	-	-	9	1 787	3	(D)	12	1 395	10	1 642								
Spotswood.....	24	3 562	312	-	-	2	(D)	-	-	5	722	1	(D)								
Woodbridge township.....	457	163 683	15 866	12	5 310	64	10 681	22	7 930	103	25 202	34	25 863								
Balance of county.....	70	44 601	4 144	-	-	4	1 286	4	613	9	(D)	5	755								
Monmouth County.....	3 371	847 782	22 295	107	28 548	254	54 050	241	86 768	951	227 669	306	68 884								
Aberdeen township Δ.....	88	16 812	1 464	11	3 102	11	3 102	5	638	17	5 819	11	1 788								
Asbury Park.....	160	32 058	2 442	20	2 005	12	2 137	12	3 475	38	4 375	29	6 986								
Atlantic Highlands.....	54	11 225	838	-	-	4	(D)	10	1 142	10	1 769	3	(D)								
Balm.....	43	5 616	344	3	(D)	1	(D)	5	946	5	1 116	4	524								
Bradley Beach.....	16	1 491	107	2	(D)	2	(D)	4	506	1	(D)	1	(D)								
Brielle.....	55	12 052	1 017	-	-	2	(D)	7	751	19	4 435	7	858								
Eatonville.....	31	16 671	776	3	1 267	3	(D)	2	(D)	7	3 695	7	2 035								
Fair Haven.....	9	3 296	272	-	-	9	2 104	5	(D)	13	1 949	1	(D)								
Freshford.....	136	40 116	3 180	3	(D)	14	3 808	17	2 423	28	4 636	29	5 233								
Freshford township.....	166	46 006	3 650	3	(D)	17	3 808	17	2 423	65	20 181	8	1 773								
Hazlet township.....	74	16 042	1 559	2	(D)	6	551	6	1 535	20	9 504	6	1 574								
Highlands.....	12	1 103	29	1	(D)	1	(D)	3	114	-	-	2	(D)								
Howell township.....	75	17 404	1 288	4	271	8	1 285	5	820	9	1 240	7	530								
Kearnsburg.....	27	5 718	283	-	-	2	2 955	3	164	6	2 187	6	164								
Keyport.....	30	7 304	553	1	(D)	3	365	1	(D)	6	888	2	(D)								

**Table 8. Summary Statistics for Firms Subject to Federal Income Tax for Counties and for Places With 2,500 Inhabitants  
or More: 1982—Con.**

[For meaning of abbreviations and symbols, see introductory text. For explanation of terms and comparability of 1977 and 1982 censuses, see appendix A. For information on geographic areas followed by Δ, see appendix F.]

Geographic area	All establishments				Establishments with payroll				Selected kind-of-business or operation groups												
	Num-ber	Receipts (\$1,000)	Unincorporated businesses or operations		Annual payroll (\$1,000)	First quarter payroll (\$1,000)	Paid employees including March 12 (no.)	Hotels, motels, and other lodging places (SIC 70)		Automotive repair, services, and garages (SIC 75)		Amusement and recreation services, including motion pictures (SIC 78, 79)		Health services, except hospitals (SIC 80, ex. 806)		Legal services (SIC 81)					
			Num-ber	Receipts (\$1,000)				Part- nerships (no.)	Part- nerships (no.)	Num-ber	Receipts (\$1,000)	Num-ber	Receipts (\$1,000)	Num-ber	Receipts (\$1,000)	Num-ber	Receipts (\$1,000)	Num-ber	Receipts (\$1,000)	Num-ber	Receipts (\$1,000)
<b>New Jersey—Con.</b>																					
Monmouth County—Con.																					
Little Silver.....	49	7 236	++	++	2 418	686	202	-	5	915	4	363	13	1 374	4	1 453					
Long Branch.....	207	42 465	++	++	17 400	3 829	988	365	13	1 218	12	2 658	89	24 093	14	1 399					
Manalapan township.....	56	7 847	++	++	3 080	840	229	(D)	4	(D)	4	(D)	18	1 886	-	-					
Manasquan.....	71	13 072	++	++	4 509	1 089	317	(D)	8	1 201	3	(D)	19	4 102	11	2 741					
Marlboro township.....	105	14 915	++	++	5 654	1 591	383	-	10	1 858	7	1 188	23	3 406	6	590					
Matawan.....	68	18 404	++	++	8 233	2 002	531	(D)	9	2 949	2	(D)	16	4 483	7	527					
Middletown.....	253	52 302	++	++	21 982	5 337	1 632	(D)	13	4 845	15	4 845	67	17 270	19	5 380					
Monmouth Beach.....	13	1 237	++	++	548	136	74	(D)	1	(D)	1	(D)	1	(D)	2	(D)					
Neptune township.....	172	45 727	++	++	18 417	4 369	1 244	2 201	19	5 327	10	1 934	55	21 385	6	973					
Neptune City.....	31	3 471	++	++	1 104	289	86	(D)	5	848	1	(D)	12	1 624	-	-					
Ocean township.....	201	56 044	++	++	20 466	4 804	1 327	133	9	1 197	11	2 758	57	13 555	18	6 548					
Oceanport.....	21	20 797	++	++	8 902	788	159	(D)	3	5 474	3	(D)	4	(D)	2	(D)					
Red Bank.....	350	101 102	++	++	42 357	9 964	2 719	(D)	20	5 474	9	1 886	125	32 822	47	13 943					
Rumson.....	39	6 556	++	++	2 918	788	137	(D)	1	(D)	6	(D)	2	764	2	(D)					
Sea Girl.....	35	4 589	++	++	1 942	413	111	(D)	1	(D)	2	(D)	13	1 559	6	276					
Shrewsbury.....	69	25 889	++	++	3 897	1 009	305	(D)	6	(D)	6	1 393	21	3 700	7	1 191					
Spring Lake.....	58	12 422	++	++	3 745	650	251	4 659	2	(D)	1	(D)	14	1 672	2	(D)					
Spring Lake Heights.....	15	1 778	++	++	782	166	77	(D)	2	(D)	1	(D)	-	(D)	3	(D)					
Tinton Falls.....	55	31 592	++	++	12 189	2 743	738	(D)	7	1 875	3	956	17	5 523	3	(D)					
Union Beach.....	10	1 724	++	++	354	79	34	(D)	2	(D)	-	(D)	2	(D)	-	(D)					
Wall township.....	88	21 085	++	++	7 538	1 729	701	2 279	12	3 105	9	2 393	22	3 921	6	1 215					
West Long Branch.....	58	16 354	++	++	7 331	1 871	424	(D)	5	557	1	(D)	23	4 922	6	4 011					
Balance of county.....	318	108 256	++	++	45 923	10 086	2 888	2 948	22	5 785	33	14 553	89	17 685	13	1 206					
Morris County.....																					
Boonton.....	2 951	897 394	++	++	341 529	81 048	24 007	50 111	225	49 608	138	34 007	771	193 968	279	79 497					
Butler.....	82	13 121	++	++	4 354	1 282	354	(D)	4	368	5	347	19	6 686	13	1 595					
Chatham.....	69	7 518	++	++	2 926	630	240	(D)	4	804	16	804	16	2 167	5	596					
Denville township.....	76	25 228	++	++	12 083	2 842	740	(D)	8	1 615	3	1 542	22	6 488	8	1 985					
Dover.....	162	49 241	++	++	19 551	4 303	1 550	(D)	9	1 118	4	322	64	16 281	11	2 756					
	139	37 636	++	++	17 914	4 633	1 389	(D)	20	3 254	5	547	53	18 143	14	1 574					
Florham Park.....	94	49 990	++	++	22 704	5 464	1 295	(D)	4	270	5	2 839	18	2 147	9	3 522					
Hanover township.....	85	41 505	++	++	18 324	4 353	1 340	(D)	7	2 519	5	1 094	8	2 920	4	702					
Jefferson township.....	44	6 419	++	++	2 098	486	148	(D)	4	666	4	(D)	2	898	4	286					
Kinnelon.....	29	4 760	++	++	1 566	343	111	(D)	2	880	3	139	9	1 038	1	(D)					
Lincoln Park.....	42	14 929	++	++	6 768	1 725	702	(D)	5	(D)	4	(D)	9	(D)	2	(D)					
Madison.....	144	23 338	++	++	8 390	1 843	706	(D)	14	2 460	5	1 194	43	7 926	15	1 329					
Mendham.....	51	9 575	++	++	3 670	854	327	(D)	1	(D)	4	757	21	4 789	-	-					
Montville township.....	108	45 813	++	++	13 249	3 740	831	(D)	6	7 178	3	(D)	19	6 951	8	1 605					
Morris township.....	89	22 019	++	++	9 133	2 038	550	(D)	8	397	3	(D)	31	8 424	1	1 638					
Morris Plains.....	63	21 170	++	++	8 715	2 150	799	(D)	1	(D)	3	(D)	12	2 030	5	1 638					
Morristown.....	450	168 360	++	++	70 081	16 305	3 816	6 732	15	3 308	10	1 606	136	35 073	108	50 698					
Mountain Lakes.....	36	10 777	++	++	2 961	656	150	(D)	2	1 131	-	(D)	9	1 131	2	(D)					
Mount Arlington.....	7	509	++	++	149	26	13	(D)	1	(D)	1	(D)	1	(D)	-	(D)					
Mount Olive township.....	71	9 683	++	++	3 608	840	523	(D)	6	1 070	5	672	18	3 842	2	(D)					
Netcong.....	23	4 128	++	++	909	234	86	(D)	4	303	1	(D)	8	812	-	-					
Parsippany-Troy Hills township.....	331	124 886	++	++	51 092	12 055	3 823	24 096	14	2 801	15	3 127	78	15 171	23	2 554					
Pegannock township.....	121	17 304	++	++	8 488	1 666	480	(D)	12	1 231	5	832	36	6 007	11	1 552					
Randolph township.....	105	23 721	++	++	8 943	2 051	826	(D)	9	723	3	693	28	5 211	4	712					
Riverdale.....	29	11 710	++	++	3 542	993	187	(D)	4	(D)	3	584	10	867	1	(D)					
Rockaway.....	58	16 021	++	++	5 576	1 358	411	(D)	10	2 410	3	584	10	1 846	3	(D)					

**Table 8. Summary Statistics for Firms Subject to Federal Income Tax for Counties and for Places With 2,500 Inhabitants or More: 1982—Con.**

[For meaning of abbreviations and symbols, see introductory text. For explanation of terms and comparability of 1977 and 1982 censuses, see appendix A. For information on geographic areas followed by Δ, see appendix F.]

Geographic area	Establishments with payroll															
	All establishments							Selected kind-of-business or operation groups								
	Num-ber	Receipts (\$1,000)	Unincorporated businesses or operations		First quarter payroll (\$1,000)	Paid employees for pay period including March 12 (no.)	Hotels, motels, and other lodging places (SIC 70)		Automotive repair, services, and garages (SIC 75)		Amusement and recreation services, including motion pictures (SIC 78, 79)		Health services, except hospitals (SIC 80, ex. 806)		Legal services (SIC 81)	
			Individual proprietorships (no.)	Partnerships (no.)			Num-ber	Receipts (\$1,000)	Num-ber	Receipts (\$1,000)	Num-ber	Receipts (\$1,000)	Num-ber	Receipts (\$1,000)	Num-ber	Receipts (\$1,000)
Total													Num-ber	Receipts (\$1,000)		
Num-ber	Receipts (\$1,000)	Annual payroll (\$1,000)	First quarter payroll (\$1,000)	Paid employees for pay period including March 12 (no.)	Num-ber	Receipts (\$1,000)	Num-ber	Receipts (\$1,000)	Num-ber	Receipts (\$1,000)	Num-ber	Receipts (\$1,000)	Num-ber	Receipts (\$1,000)	Num-ber	Receipts (\$1,000)
<b>New Jersey—Con.</b>																
Morris County—Con.																
Rockaway township	63	20 878	6 330	1 439	479	(D)	2	(D)	5	(D)	4	(D)	6	1 582	2	(D)
Roxbury township	123	28 828	10 330	2 755	842	(D)	3	(D)	19	4 508	10	1 606	31	12 064	10	2 918
Washington township	30	6 544	2 840	205	90	(D)	-	(D)	3	708	1	(D)	7	470	1	(D)
Wharton	27	6 529	1 472	302	129	(D)	6	(D)	17	3 545	3	2 518	4	400	11	1 503
Balance of county	136	78 954	17 937	4 454	1 670	(D)	109	21 697	133	21 801	157	93 015	450	125 693	172	34 672
Ocean County																
Beachwood	1 740	426 822	159 628	35 617	10 776	(D)	109	21 697	133	21 801	157	93 015	450	125 693	172	34 672
Berkeley township	20	1 969	430	85	44	(D)	2	(D)	3	89	3	(D)	3	(D)	1	(D)
Brick township	43	4 736	1 088	414	3	(D)	2	(D)	3	716	3	(D)	6	213	3	213
Dover township	268	44 412	15 221	3 886	1 080	(D)	15	2 837	21	3 464	18	3 847	90	17 625	29	5 064
Jackson township	497	106 263	44 768	10 978	3 201	(D)	40	6 762	30	(D)	148	42 143	66	16 840	66	16 840
Lacey township	57	61 727	18 285	2 604	510	(D)	4	(D)	9	(D)	6	(D)	7	(D)	1	(D)
Lakehurst	55	5 506	2 079	559	172	(D)	1	(D)	-	(D)	1	(D)	17	2 318	6	434
Lakewood township	22	4 266	1 745	375	111	(D)	3	(D)	13	2 780	5	2 531	3	33 963	25	5 453
Manchester township	202	96 931	42 743	10 182	2 929	(D)	8	2 837	13	512	3	(D)	69	2 322	1	(D)
Manchester township	23	5 530	2 485	581	209	(D)	-	(D)	8	1 472	8	2 543	37	8 858	7	1 049
Point Pleasant	97	17 704	6 803	1 493	519	(D)	2	(D)	8	1 472	8	2 543	37	8 858	7	1 049
Point Pleasant Beach	75	14 057	4 037	824	343	(D)	16	2 939	6	1 317	11	2 888	6	1 885	4	1 643
South Toms River	4	1 305	389	65	36	(D)	1	(D)	3	(D)	1	(D)	16	3 384	6	685
Starford township	55	7 303	2 693	610	189	(D)	5	10 925	21	2 386	72	18 047	36	5 091	21	2 755
Balance of county	322	49 683	13 214	2 267	1 019	(D)	55	10 925	21	2 386	72	18 047	36	5 091	21	2 755
Passaic County																
Bloomington	2 579	773 106	280 985	67 147	21 324	(D)	26	26 584	273	49 536	100	27 684	696	160 774	296	49 196
Clifton	33	1 083	1 083	243	125	(D)	8	18 549	41	1 254	2	653	3	653	4	419
Haledon	553	278 094	101 467	24 459	7 542	(D)	7	18 549	41	873	21	3 494	135	26 761	61	12 179
Hawthorne	39	7 625	2 150	558	164	(D)	-	(D)	10	5 857	5	961	36	6 486	15	4 006
Little Falls township	140	31 758	9 719	2 250	750	(D)	2	(D)	9	1 770	4	999	20	4 398	7	537
North Haledon	97	21 372	7 360	1 601	534	(D)	2	(D)	9	1 770	4	999	20	4 398	7	537
North Haledon	48	7 346	2 745	473	158	(D)	-	(D)	5	947	1	(D)	12	1 402	5	315
Passaic	255	51 880	22 460	5 603	2 328	(D)	5	(D)	24	13 860	10	2 908	155	29 079	95	13 609
Paterson	527	125 978	46 656	11 271	3 305	(D)	5	(D)	88	1 052	3	(D)	20	3 623	3	968
Pompton Lakes	66	9 815	4 436	958	360	(D)	8	(D)	5	(D)	-	(D)	3	201	-	-
Prospect Park	13	1 386	470	106	36	(D)	-	(D)	5	(D)	-	(D)	3	201	-	-
Ringwood	42	14 005	3 974	991	348	(D)	1	(D)	2	(D)	3	(D)	12	1 691	2	(D)
Totowa	151	51 047	17 459	4 477	1 319	(D)	1	(D)	12	2 038	17	11 357	29	4 785	20	3 838
Wanaque	39	6 198	2 489	518	279	(D)	6	4 454	5	385	3	3 421	6	3 421	35	6 225
Wayne township	452	142 964	51 446	11 955	3 500	(D)	6	564	31	(D)	23	4 516	149	50 748	35	6 225
West Milford township	71	11 869	4 501	1 121	386	(D)	3	(D)	11	786	4	(D)	13	1 091	5	205
West Paterson	53	8 042	2 570	800	190	(D)	9	(D)	9	800	1	(D)	8	1 314	4	(D)
Salem County																
Penns Grove	248	42 151	15 083	3 525	1 457	(D)	12	3 710	29	6 926	13	3 631	79	13 774	25	2 393
Pennsville township	26	6 852	2 363	543	302	(D)	4	2 682	6	427	8	(D)	8	2 290	2	(D)
Salem	66	11 542	3 687	917	391	(D)	1	(D)	10	4 802	1	(D)	23	3 160	5	582
Woodstown	57	9 573	3 948	887	235	(D)	3	364	3	529	3	(D)	22	2 553	10	973
Balance of county	64	10 481	3 966	941	424	(D)	3	(D)	9	(D)	8	2 853	17	2 106	4	(D)
Somerset County																
Bernards township	1 368	517 406	180 891	43 525	12 322	(D)	21	11 893	96	19 903	64	21 072	385	129 476	122	26 089
Bernardsville	83	6 956	6 956	1 602	385	(D)	1	(D)	5	798	4	(D)	30	3 446	6	1 867
Bound Brook	79	15 365	5 296	1 222	320	(D)	2	(D)	5	4	4	(D)	17	2 889	9	1 119
Bridgewater township	79	15 568	6 602	494	494	(D)	2	(D)	5	4	4	(D)	37	8 218	5	434
Franklin township	139	58 835	25 459	6 536	1 921	(D)	4	(D)	10	3 515	6	1 919	42	15 856	4	(D)
Hillsborough township	68	21 736	8 744	2 108	459	(D)	-	(D)	3	774	3	887	20	(D)	16	1 735
Manville	41	5 878	1 937	458	181	(D)	-	(D)	3	(D)	2	(D)	9	1 256	6	668
North Plainfield	72	12 190	4 897	1 180	374	(D)	1	(D)	4	481	3	(D)	19	2 873	2	(D)
Rantau	45	55 505	19 679	4 747	1 187	(D)	1	(D)	6	1 671	5	2 761	9	8 773	2	(D)
Somerville	268	72 036	28 553	6 590	1 978	(D)	4	547	22	5 290	6	1 115	84	19 402	45	12 905

**Table 8. Summary Statistics for Firms Subject to Federal Income Tax for Counties and for Places With 2,500 Inhabitants or More: 1982—Con.**

[For meaning of abbreviations and symbols, see introductory text. For explanation of terms and comparability of 1977 and 1982 censuses, see appendix A. For information on geographic areas followed by Δ, see appendix F]

Geographic area	All establishments		Establishments with payroll										Selected kind-of-business or operation groups		Legal services (SIC 81)				
	Num-ber	Receipts (\$1,000)	Total						Hotels, motels, and other lodging places (SIC 70)		Automotive repair, services, and garages (SIC 75)		Amusement and recreation services, including motion pictures (SIC 78, 79)		Health services, except hospitals (SIC 80, ex. 806)		Receipts (\$1,000)		
			Num-ber	Receipts (\$1,000)	Annual payroll (\$1,000)	First quarter payroll (\$1,000)	Paid employees for pay period including March 12 (no.)	Num-ber	Receipts (\$1,000)	Num-ber	Receipts (\$1,000)	Num-ber	Receipts (\$1,000)	Num-ber	Receipts (\$1,000)	Num-ber	Receipts (\$1,000)	Num-ber	Receipts (\$1,000)
<b>New Jersey—Con.</b>																			
Somerset County—Con.																			
South Bound Brook	††	††	1 141	262	81	1 141	2 092	10	2 092	2	1 136 (D)	4	2 696	2	5 001 (D)	9	1 619		
Watchung	††	††	4 808	1 215	344	4 808	15 669	84	15 669	6	1 136 (D)	4	2 696	30	5 001 (D)	9	1 619		
Balance of county	††	††	30 654	7 172	1 844	30 654	88 609	221	88 609	15	2 266 (D)	21	8 105	43	(D)	12	1 891		
Sussex County																			
Franklin	††	††	40 942	9 394	4 083	40 942	116 332	518	116 332	55	5 430 (D)	34	10 135	129	34 301	42	6 872		
Hopatcong	††	††	2 294	415	131	2 294	4 993	26	4 993	3	245 (D)	2	6	6	801 (D)	3	694		
Newton	††	††	8 469	1 009	59	8 469	1 670	26	1 670	4	306 (D)	3	3	3	(D)	2	(D)		
Ogdensburg	††	††	1 996	1 996	659	1 996	23 391	114	23 391	13	1 272 (D)	9	1 282	33	10 318	13	3 410		
Sparta township	††	††	5 968	1 499	456	5 968	17 433	95	17 433	6	911 (D)	5	1 850	23	3 318	7	822		
Stanhope	††	††	822	188	76	822	2 258	21	2 258	2	(D)	1	(D)	4	(D)	1	(D)		
Vernon township	††	††	9 418	2 165	1 501	9 418	30 800	45	30 800	4	261 (D)	3	4	11	1 137	4	314		
Balance of county	††	††	13 144	2 978	1 185	13 144	34 252	187	34 252	23	1 607 (D)	14	4 652	48	17 233	12	1 256		
Union County																			
Berkeley Heights township	††	††	479 418	112 555	30 904	479 418	1 232 658	3 593	1 232 658	341	100 112	105	36 590	939	243 961	354	82 057		
Clark township	††	††	14 989	3 542	1 002	14 989	34 251	75	34 251	1	(D)	2	(D)	23	4 095	9	(D)		
Crantford township	††	††	11 295	2 807	865	11 295	30 756	131	30 756	5	1 037 (D)	4	948	34	6 911	7	879		
Elizabeth	††	††	41 818	9 015	2 197	41 818	109 674	192	109 674	7	1 458 (D)	13	2 511	44	10 762	16	2 940		
Fanwood	††	††	59 748	14 519	4 461	59 748	173 735	528	173 735	82	28 513	7	1 438	161	34 717	83	15 350		
Garwood	††	††	4 304	886	321	4 304	9 526	43	9 526	4	738 (D)	2	(D)	9	2 650	3	386		
Hillsdale township	††	††	(D)	(D)	(D)	(D)	(D)	35	(D)	9	1 473 (D)	1	(D)	2	(D)	5	482		
Kennilworth	††	††	18 823	4 664	1 341	18 823	50 732	101	50 732	12	1 863 (D)	6	3 013	26	6 261	5	482		
Linden	††	††	9 395	2 256	953	9 395	22 611	78	22 611	8	1 545 (D)	2	(D)	12	2 236	3	397		
Mountainside	††	††	22 072	5 492	1 881	22 072	70 616	220	70 616	57	20 401 (D)	6	1 521	33	5 201	17	2 083		
New Providence	††	††	23 553	5 301	1 025	23 553	74 778	73	74 778	1	(D)	4	662	16	11 694	7	1 097		
Plainfield	††	††	17 211	3 570	679	17 211	40 991	73	40 991	4	596 (D)	3	1 246	19	5 411	2	(D)		
Rahway	††	††	25 417	6 068	1 743	25 417	57 545	268	57 545	21	6 285 (D)	3	645	106	24 715	32	4 655		
Roselle	††	††	16 198	3 544	961	16 198	39 130	139	39 130	14	4 504 (D)	3	734	39	12 011	10	5 450		
Roselle Park	††	††	15 196	3 566	972	15 196	30 796	95	30 796	23	3 137 (D)	3	734	22	3 440 (D)	1	(D)		
Scotch Plains township	††	††	4 981	1 210	340	4 981	13 707	77	13 707	8	1 014 (D)	3	(D)	35	7 474	6	978		
Springfield township	††	††	10 839	2 612	963	10 839	29 136	140	29 136	6	1 605 (D)	8	559	27	5 760	14	1 921		
Summit	††	††	38 290	9 153	2 036	38 290	86 545	217	86 545	7	2 699 (D)	10	8 147	35	6 339	26	7 439		
Union township	††	††	37 986	9 509	1 628	37 986	83 482	260	83 482	16	(D)	3	(D)	82	43 128	29	5 825		
Westfield	††	††	72 060	16 656	4 973	72 060	182 140	529	182 140	37	12 120 (D)	14	3 935	101	28 677	52	10 379		
Balance of county	††	††	30 183	6 966	1 945	30 183	82 387 (D)	315	82 387 (D)	19	5 341 (D)	9	4 983	113	28 677	38	21 079		
Warren County																			
Alpha	††	††	21 848	4 732	1 707	21 848	61 683	434	61 683	46	9 093 (D)	23	4 415	115	21 140	50	5 713		
Hackettstown	††	††	177	37	13	177	464	4	464	11	2 862 (D)	5	731	38	6 244	12	1 966		
Phillipsburg	††	††	5 716	1 274	453	5 716	16 553	129	16 553	14	2 336 (D)	4	(D)	47	10 108	19	1 703		
Washington	††	††	7 723	1 667	553	7 723	20 522	128	20 522	7	1 005 (D)	4	(D)	12	2 234	10	1 384		
Balance of county	††	††	2 865	665	193	2 865	7 114	54	7 114	7	2 890 (D)	10	2 474	18	2 554	9	660		



**Table 9. Counties Ranked by Volume of Receipts of Firms Subject to Federal Income Tax: 1982**

[Includes only establishments with payroll. For meaning of abbreviations and symbols, see introductory text. For explanation of terms and comparability of 1977 and 1982 censuses, see appendix A. For information on geographic areas followed by Δ, see appendix F]

Geographic area	Rank <sup>1</sup>	Receipts (\$1,000)	Cumulative		Geographic area	Rank <sup>1</sup>	Receipts (\$1,000)	Cumulative	
			Receipts (\$1,000)	Percent of State total				Receipts (\$1,000)	Percent of State total
<b>New Jersey</b> .....	<b>(X)</b>	<b>16 348 884</b>	<b>16 348 884</b>	<b>100.0</b>	<b>New Jersey—Con.</b>				
Bergen .....	1	2 614 646	2 614 646	16.0	Burlington .....	12	538 280	14 615 661	89.4
Essex .....	2	2 210 204	4 824 850	29.5	Somerset .....	13	517 406	15 133 067	92.6
Atlantic .....	3	2 148 514	6 973 364	42.7	Ocean .....	14	426 822	15 559 889	95.2
Union .....	4	1 232 658	8 206 022	50.2	Gloucester .....	15	168 389	15 728 278	96.2
Middlesex .....	5	1 028 994	9 235 016	56.5	Cape May .....	16	161 948	15 890 226	97.2
Camden .....	6	906 888	10 141 904	62.0	Cumberland .....	17	149 394	16 039 620	98.1
Morris .....	7	897 394	11 039 298	67.5	Sussex .....	18	116 332	16 155 952	98.8
Monmouth .....	8	847 782	11 887 080	72.7	Hunterdon .....	19	89 098	16 245 050	99.4
Passaic .....	9	773 106	12 660 186	77.4	Warren .....	20	61 683	16 306 733	99.7
Hudson .....	10	719 994	13 380 180	81.8	Salem .....	21	42 151	16 348 884	100.0
Mercer .....	11	697 201	14 077 381	86.1					

<sup>1</sup>Counties with suppressed receipts (if applicable) are listed at end of table rather than by rank to avoid disclosing data for individual companies.

**Table 10. Places With 2,500 Inhabitants or More Ranked by Volume of Receipts of Firms Subject to Federal Income Tax: 1982**

[Includes only establishments with payroll. For meaning of abbreviations and symbols, see introductory text. For explanation of terms and comparability of 1977 and 1982 censuses, see appendix A. For information on geographic areas followed by Δ, see appendix F]

Geographic area	Rank <sup>1</sup>	Receipts (\$1,000)	Cumulative		Geographic area	Rank <sup>1</sup>	Receipts (\$1,000)	Cumulative	
			Receipts (\$1,000)	Percent of State total				Receipts (\$1,000)	Percent of State total
<b>New Jersey</b> .....	<b>(X)</b>	<b>16 348 884</b>	<b>16 348 884</b>	<b>100.0</b>	<b>New Jersey—Con.</b>				
Atlantic City .....	1	1 962 447	1 962 447	12.0	Summit .....	46	83 482	8 806 930	53.9
Newark .....	2	670 889	2 633 336	16.1	Westfield .....	47	82 387	8 889 317	54.4
Cherry Hill township .....	3	340 803	2 974 139	18.2	Roseland .....	48	77 480	8 966 797	54.8
Hackensack .....	4	291 685	3 265 824	20.0	Bayonne .....	49	75 124	9 041 921	55.3
Clifton .....	5	278 094	3 543 918	21.7	Mountainside .....	50	74 778	9 116 699	55.8
Jersey City .....	6	248 468	3 792 386	23.2	Somerville .....	51	72 036	9 188 735	56.2
Paramus .....	7	190 239	3 982 625	24.4	Linden .....	52	70 616	9 259 351	56.6
Bloomfield township Δ .....	8	184 945	4 167 570	25.5	Moorestown township .....	53	69 639	9 328 990	57.1
Union township .....	9	182 140	4 349 710	26.6	Piscataway township .....	54	68 908	9 397 898	57.5
Livingston township .....	10	178 259	4 527 969	27.7	Haddonfield .....	55	68 671	9 466 569	57.9
Elizabeth .....	11	173 735	4 701 704	28.8	Irvington .....	56	68 081	9 534 650	58.3
Edison township .....	12	173 695	4 875 399	29.8	Saddle Brook township .....	57	66 614	9 601 264	58.7
Morristown .....	13	168 360	5 043 759	30.9	Montvale .....	58	63 308	9 664 572	59.1
Woodbridge township .....	14	163 683	5 207 442	31.9	Jackson township .....	59	61 727	9 726 299	59.5
Fort Lee .....	15	153 208	5 360 650	32.8	Hoboken .....	60	59 235	9 785 534	59.9
Princeton .....	16	147 130	5 507 780	33.7	Bridgewater township .....	61	58 835	9 844 369	60.2
West Orange township Δ .....	17	147 042	5 654 822	34.6	Plainfield .....	62	57 545	9 901 914	60.6
Trenton .....	18	146 334	5 801 156	35.5	Lyndhurst township .....	63	57 365	9 959 279	60.9
East Orange .....	19	144 592	5 945 748	36.4	Ocean township .....	64	56 044	10 015 323	61.3
Wayne township .....	20	142 964	6 088 712	37.2	Raritan .....	65	55 505	10 070 828	61.6
Franklin township .....	21	136 251	6 224 963	38.1	Perth Amboy .....	66	54 951	10 125 779	61.9
Pennsauken township .....	22	128 979	6 353 942	38.9	Lawrence township .....	67	53 791	10 179 570	62.3
Paterson .....	23	125 978	6 479 920	39.6	Middletown township .....	68	52 302	10 231 872	62.6
Milburn township .....	24	125 113	6 605 033	40.4	Passaic .....	69	51 880	10 283 752	62.9
Parsippany-Troy Hills township .....	25	124 886	6 729 919	41.2	Totowa .....	70	51 047	10 334 799	63.2
East Brunswick township .....	26	114 929	6 844 848	41.9	Hillside township .....	71	50 732	10 385 531	63.5
Englewood .....	27	114 554	6 959 402	42.6	North Brunswick township .....	72	50 642	10 436 173	63.8
Cranford township .....	28	109 674	7 069 076	43.2	Westwood .....	73	50 513	10 486 686	64.1
Secaucus .....	29	107 973	7 177 049	43.9	Florham Park .....	74	49 990	10 536 676	64.4
Englewood Cliffs .....	30	106 909	7 283 958	44.6	Denville township .....	75	49 241	10 585 917	64.8
Dover township .....	31	106 263	7 390 221	45.2	Woodbury .....	76	48 805	10 634 722	65.0
Fair Lawn .....	32	102 089	7 492 310	45.8	West Caldwell township Δ .....	77	48 196	10 682 918	65.3
New Brunswick .....	33	101 209	7 593 519	46.4	South Plainfield .....	78	47 546	10 730 464	65.6
Red Bank .....	34	101 102	7 694 621	47.1	Maplewood township .....	79	46 617	10 777 081	65.9
Princeton township .....	35	100 845	7 795 466	47.7	Voorhees township .....	80	46 137	10 823 218	66.2
Mount Laurel township .....	36	99 664	7 895 130	48.3	Freehold township .....	81	46 006	10 869 224	66.5
Teaneck township .....	37	97 080	7 992 210	48.9	Montville township .....	82	45 813	10 915 037	66.8
Lakewood township .....	38	96 931	8 089 141	49.5	Neptune township .....	83	45 727	10 960 764	67.0
North Bergen township .....	39	95 570	8 184 711	50.1	Brick township .....	84	44 412	11 005 176	67.3
Camden .....	40	95 375	8 280 086	50.6	Elmwood Park .....	85	44 224	11 049 400	67.6
Montclair township Δ .....	41	94 993	8 375 079	51.2	Long Branch .....	86	42 465	11 091 865	67.8
Ridgewood .....	42	92 900	8 467 979	51.8	Nutley township Δ .....	87	42 463	11 134 328	68.1
Springfield township .....	43	86 545	8 554 524	52.3	South Orange Village township Δ .....	88	41 880	11 176 208	68.4
Vineland .....	44	84 972	8 639 496	52.8	Hanover township .....	89	41 505	11 217 713	68.6
Hamilton township .....	45	83 952	8 723 448	53.4	New Providence .....	90	40 991	11 258 704	68.9

See footnotes at end of table.

**Table 10. Places With 2,500 Inhabitants or More Ranked by Volume of Receipts of Firms Subject to Federal Income Tax: 1982—Con.**

[Includes only establishments with payroll. For meaning of abbreviations and symbols, see introductory text. For explanation of terms and comparability of 1977 and 1982 censuses, see appendix A. For information on geographic areas followed by Δ, see appendix F.]

Geographic area	Rank <sup>1</sup>	Receipts (\$1,000)	Cumulative		Geographic area	Rank <sup>1</sup>	Receipts (\$1,000)	Cumulative	
			Receipts (\$1,000)	Percent of State total				Receipts (\$1,000)	Percent of State total
<b>New Jersey—Con.</b>					<b>New Jersey—Con.</b>				
Tenafly .....	91	40 660	11 299 364	69.1	Bernards township .....	171	17 672	13 507 452	82.6
Kearny .....	92	40 505	11 939 869	69.4	Sparta township .....	172	17 433	13 524 885	82.7
Belleville township Δ .....	93	40 387	11 380 256	69.6	Howell township .....	173	17 404	13 542 289	82.8
Mount Holly township .....	94	40 175	11 420 431	69.9	Cape May .....	174	17 322	13 559 611	82.9
Freehold .....	95	40 116	11 460 547	70.1	Moonachie .....	175	17 317	13 576 928	83.0
Ewing township .....	96	39 966	11 500 513	70.3	Pequannock township .....	176	17 304	13 594 232	83.2
Rahway .....	97	39 130	11 539 643	70.6	Upper Saddle River .....	177	16 956	13 611 188	83.3
Collingswood .....	98	38 385	11 578 028	70.8	Ventnor City .....	178	16 905	13 628 093	83.4
Evesham township .....	99	38 086	11 616 114	71.1	Aberdeen township Δ .....	179	16 812	13 644 905	83.5
Union City .....	100	37 695	11 653 809	71.3	Maywood .....	180	16 774	13 661 679	83.6
Dover .....	101	37 636	11 691 445	71.5	Eatontown .....	181	16 677	13 678 356	83.7
Bergenfield .....	102	37 489	11 728 934	71.7	Hackettstown .....	182	16 553	13 694 909	83.8
Metuchen .....	103	36 532	11 765 466	72.0	West Long Branch .....	183	16 354	13 711 263	83.9
Maple Shade township .....	104	36 177	11 801 643	72.2	Hazlet township .....	184	16 042	13 727 305	84.0
Hasbrouck Heights .....	105	35 791	11 837 434	72.4	Rockaway .....	185	16 021	13 743 326	84.1
Willingboro township .....	106	35 566	11 873 000	72.6	Burlington .....	186	15 714	13 759 040	84.2
Delran township .....	107	34 521	11 907 521	72.8	Watchung .....	187	15 669	13 774 709	84.3
Berkeley Heights township .....	108	34 251	11 941 772	73.0	Bound Brook .....	188	15 568	13 790 277	84.3
Cinnaminson township .....	109	34 166	11 975 938	73.3	Carlstadt .....	189	15 527	13 805 804	84.4
Ramsey .....	110	33 285	12 009 223	73.5	Bernardsville .....	190	15 365	13 821 169	84.5
Wildwood .....	111	33 028	12 042 251	73.7	East Windsor township .....	191	15 327	13 836 496	84.6
Asbury Park .....	112	32 058	12 074 309	73.9	Closter .....	192	15 067	13 851 563	84.7
Hawthorne .....	113	31 758	12 106 067	74.0	Linwood .....	193	15 051	13 866 614	84.8
Tinton Falls .....	114	31 592	12 137 659	74.2	Middle township .....	194	14 997	13 881 611	84.9
West New York .....	115	31 098	12 168 757	74.4	Somers Point .....	195	14 932	13 896 543	85.0
Wildwood Crest .....	116	31 055	12 199 812	74.6	Lincoln Park .....	196	14 929	13 911 472	85.1
Orange .....	117	30 982	12 230 794	74.8	Marlboro township .....	197	14 915	13 926 387	85.2
Vernon township .....	118	30 800	12 261 594	75.0	Deptford township .....	198	14 615	13 941 002	85.3
Roselle .....	119	30 796	12 292 390	75.2	North Wildwood .....	199	14 528	13 955 530	85.4
Clark township .....	120	30 756	12 323 146	75.4	Galloway township .....	200	14 398	13 969 928	85.4
East Rutherford .....	121	30 691	12 353 837	75.6	Point Pleasant Beach .....	201	14 057	13 983 985	85.5
Rutherford .....	122	30 632	12 384 469	75.8	Ringwood .....	202	14 005	13 997 990	85.6
Bridgeton .....	123	29 509	12 413 978	75.9	Haddon township .....	203	13 906	14 011 896	85.7
Mahwah township .....	124	29 444	12 443 422	76.1	Roselle Park .....	204	13 707	14 025 603	85.8
Scotch Plains township .....	125	29 136	12 472 558	76.3	Midland Park .....	205	13 671	14 039 274	85.9
Glen Rock .....	126	28 958	12 501 516	76.5	Berlin .....	206	13 662	14 052 936	86.0
Fairview .....	127	28 898	12 530 414	76.6	Stratford .....	207	13 656	14 066 592	86.0
Roxbury township .....	128	28 828	12 559 242	76.8	Franklin Lakes .....	208	13 359	14 079 951	86.1
Flemington .....	129	28 220	12 587 462	77.0	Washington township .....	209	13 349	14 093 300	86.2
Garfield .....	130	26 576	12 614 038	77.2	Boonton .....	210	13 121	14 106 421	86.3
River Edge .....	131	26 242	12 640 280	77.3	Manasquan .....	211	13 072	14 119 493	86.4
Northfield .....	132	26 009	12 666 289	77.5	Bordentown .....	212	12 966	14 132 459	86.4
Shrewsbury .....	133	25 889	12 692 178	77.6	Gloucester City .....	213	12 747	14 145 206	86.5
Highland Park .....	134	25 604	12 717 782	77.8	Waldwick .....	214	12 651	14 157 857	86.6
Chatham .....	135	25 228	12 743 010	77.9	Spring Lake .....	215	12 422	14 170 279	86.7
Ocean City .....	136	23 792	12 766 802	78.1	Emerson .....	216	12 363	14 182 642	86.7
Randolph township .....	137	23 721	12 790 523	78.2	South Amboy .....	217	12 286	14 194 928	86.8
Newton .....	138	23 391	12 813 914	78.4	North Plainfield .....	218	12 190	14 207 118	86.9
Madison .....	139	23 338	12 837 252	78.5	Bogota .....	219	12 174	14 219 292	87.0
North Arlington .....	140	23 109	12 860 361	78.7	Ridgefield Park .....	220	12 151	14 231 443	87.0
Wyckoff township .....	141	22 734	12 883 095	78.8	Brielle .....	221	12 052	14 243 995	87.1
Old Bridge township .....	142	22 693	12 905 788	78.9	Runnemede .....	222	11 985	14 255 480	87.2
Verona Borough township Δ .....	143	22 639	12 928 427	79.1	West Milford township .....	223	11 869	14 267 349	87.3
Kenilworth .....	144	22 611	12 951 038	79.2	Hillsdale .....	224	11 770	14 279 119	87.3
Gloucester township .....	145	22 495	12 973 533	79.4	Riverdale .....	225	11 710	14 290 829	87.4
Pleasantville .....	146	22 465	12 995 998	79.5	Ridgefield .....	226	11 622	14 302 451	87.5
Middlesex .....	147	22 222	13 018 220	79.6	Cresskill .....	227	11 571	14 314 022	87.6
Millville .....	148	22 167	13 040 387	79.8	Pennsville township .....	228	11 542	14 325 564	87.6
Allendale .....	149	22 118	13 062 505	79.9	Cliffside Park .....	229	11 468	14 337 032	87.7
Woodcliff Lake .....	150	22 073	13 084 578	80.0	Park Ridge .....	230	11 453	14 348 485	87.8
Morris township .....	151	22 019	13 106 597	80.2	Glassboro .....	231	11 344	14 359 829	87.8
Hillsborough township .....	152	21 736	13 128 333	80.3	Atlantic Highlands .....	232	11 225	14 371 054	87.9
Hammonton .....	153	21 731	13 150 064	80.4	Wood-Ridge .....	233	11 221	14 382 275	88.0
Cedar Grove township .....	154	21 573	13 171 637	80.6	New Milford .....	234	10 994	14 393 269	88.0
Little Falls township .....	155	21 372	13 193 009	80.7	Mountain Lakes .....	235	10 777	14 404 646	88.1
Hightstown .....	156	21 367	13 214 376	80.8	Monroe township .....	236	10 770	14 414 816	88.2
Morris Plains .....	157	21 170	13 235 546	81.0	Berkeley township .....	237	10 566	14 425 382	88.2
Wall township .....	158	21 085	13 256 631	81.1	Dumont .....	238	10 302	14 435 684	88.3
Medford township .....	159	21 034	13 277 665	81.2	Bellmawr .....	239	10 205	14 445 889	88.4
Rockaway township .....	160	20 878	13 298 543	81.3	Wallington .....	240	10 203	14 456 092	88.4
Oceanport .....	161	20 797	13 319 340	81.5	Gibbsboro .....	241	10 060	14 466 152	88.5
Phillipsburg .....	162	20 522	13 339 862	81.6	Readington township .....	242	10 015	14 476 167	88.5
Oakland .....	163	19 745	13 359 607	81.7	Westville .....	243	10 014	14 486 181	88.6
Sayreville .....	164	19 539	13 379 146	81.8	Pompton Lakes .....	244	9 815	14 495 996	88.7
Lodi .....	165	19 114	13 398 260	82.0	South River .....	245	9 750	14 505 746	88.7
South Brunswick township .....	166	18 857	13 417 117	82.1	Mount Olive township .....	246	9 683	14 515 429	88.8
Matawan .....	167	18 404	13 435 521	82.2	Mendham .....	247	9 575	14 525 004	88.8
Carteret .....	168	18 296	13 453 817	82.3	Salem .....	248	9 573	14 534 577	88.9
Palisades Park .....	169	18 259	13 472 076	82.4	Fanwood .....	249	9 526	14 544 103	89.0
Point Pleasant .....	170	17 704	13 489 780	82.5	Egg Harbor township .....	250	9 475	14 553 578	89.0

See footnotes at end of table.

**Table 10. Places With 2,500 Inhabitants or More Ranked by Volume of Receipts of Firms Subject to Federal Income Tax: 1982—Con.**

[Includes only establishments with payroll. For meaning of abbreviations and symbols, see introductory text. For explanation of terms and comparability of 1977 and 1982 censuses, see appendix A. For information on geographic areas followed by Δ, see appendix F]

Geographic area	Rank <sup>1</sup>	Cumulative			Geographic area	Rank <sup>1</sup>	Cumulative		
		Receipts (\$1,000)	Receipts (\$1,000)	Percent of State total			Receipts (\$1,000)	Receipts (\$1,000)	Percent of State total
<b>New Jersey—Con.</b>				<b>New Jersey—Con.</b>					
Clementon .....	251	9 293	14 562 871	89.1	Franklin .....	301	4 993	14 903 856	91.2
Woodbury Heights .....	252	9 212	14 572 083	89.1	Hopewell township .....	302	4 795	14 908 651	91.2
Weehawken township .....	253	8 395	14 580 478	89.2	Kinnelon .....	303	4 760	14 913 411	91.2
Winslow township .....	254	8 204	14 588 682	89.2	Medford Lakes .....	304	4 674	14 918 085	91.2
Margate City .....	255	8 201	14 596 883	89.3	Sea Girt .....	305	4 589	14 922 674	91.3
Norwood .....	256	8 152	14 605 035	89.3	Riverton .....	306	4 426	14 927 100	91.3
West Paterson .....	257	8 042	14 613 077	89.4	Egg Harbor City .....	307	4 424	14 931 524	91.3
Harrison .....	258	8 031	14 621 108	89.4	Somerdale .....	308	4 319	14 935 843	91.4
Burlington township .....	259	8 008	14 629 116	89.5	Lakehurst .....	309	4 266	14 940 109	91.4
Old Tappan .....	260	7 943	14 637 059	89.5	Netcong .....	310	4 128	14 944 237	91.4
Haworth .....	261	7 916	14 644 975	89.6	Lower township .....	311	4 102	14 948 339	91.4
Manalapan township .....	262	7 847	14 652 822	89.6	Milltown .....	312	4 074	14 952 413	91.5
Haledon .....	263	7 625	14 660 447	89.7	Buena .....	313	4 041	14 956 454	91.5
Saddle River .....	264	7 556	14 668 003	89.7	Franklin township .....	314	4 031	14 960 485	91.5
Beverly .....	265	7 526	14 675 529	89.8	Demarest .....	315	3 965	14 964 450	91.5
Butler .....	266	7 518	14 683 047	89.8	Bloomington .....	316	3 727	14 968 177	91.6
Jamesburg .....	267	7 418	14 690 465	89.9	Woodstown .....	317	3 670	14 971 847	91.6
North Haledon .....	268	7 346	14 697 811	89.9	Barrington .....	318	3 583	14 975 430	91.6
Keyport .....	269	7 304	14 705 115	89.9	Little Ferry .....	319	3 569	14 978 999	91.6
Stafford township .....	270	7 303	14 712 418	90.0	Spotswood .....	320	3 562	14 982 561	91.6
Little Silver .....	271	7 236	14 719 654	90.0	Neptune City .....	321	3 471	14 986 032	91.7
Absecon .....	272	7 167	14 726 821	90.1	Fair Haven .....	322	3 296	14 989 328	91.7
Washington .....	273	7 114	14 733 935	90.1	Magnolia .....	323	3 156	14 992 484	91.7
Guttenberg .....	274	6 999	14 740 934	90.2	Paulsboro .....	324	3 056	14 995 540	91.7
Ho-Ho-Kus .....	275	6 949	14 747 883	90.2	Washington township .....	325	2 844	14 998 384	91.7
Penns Grove .....	276	6 885	14 754 768	90.2	Wrightstown .....	326	2 779	15 001 163	91.8
Palmyra .....	277	6 753	14 761 521	90.3	Monroe township .....	327	2 662	15 003 825	91.8
Pitman .....	278	6 672	14 768 193	90.3	Harrington Park .....	328	2 641	15 006 466	91.8
Northvale .....	279	6 565	14 774 758	90.4	Stanhope .....	329	2 258	15 008 724	91.8
Audubon .....	280	6 564	14 781 322	90.4	Clayton .....	330	2 255	15 010 979	91.8
Rumson .....	281	6 556	14 787 878	90.5	South Bound Brook .....	331	2 092	15 013 071	91.8
Wharton .....	282	6 529	14 794 407	90.5	Sea Isle City .....	332	1 959	15 015 030	91.8
Merchantville .....	283	6 507	14 800 914	90.5	Spring Lake Heights .....	333	1 779	15 018 809	91.9
Jefferson township .....	284	6 419	14 807 333	90.6	Union Beach .....	334	1 724	15 018 533	91.9
Brigantine .....	285	6 392	14 813 725	90.6	Hopatcong .....	335	1 670	15 020 203	91.9
Wanaque .....	286	6 198	14 819 923	90.6	Beachwood .....	336	1 569	15 021 772	91.9
Mount Ephraim .....	287	6 137	14 826 060	90.7	Lawnside .....	337	1 555	15 023 327	91.9
Lindenwold .....	288	5 996	14 832 056	90.7	Ogdensburg .....	338	1 535	15 024 862	91.9
Lambertville .....	289	5 924	14 837 980	90.8	New Hanover township .....	339	1 519	15 026 381	91.9
Manville .....	290	5 878	14 843 858	90.8	Bradley Beach .....	340	1 491	15 027 872	91.9
West Deptford township .....	291	5 845	14 849 703	90.8	Prospect Park .....	341	1 386	15 029 258	91.9
North Caldwell .....	292	5 804	14 855 507	90.9	South Toms River .....	342	1 305	15 030 563	91.9
Keansburg .....	293	5 718	14 861 225	90.9	Monmouth Beach .....	343	1 234	15 031 797	91.9
Belmar .....	294	5 616	14 866 841	90.9	Woodbine .....	344	1 213	15 033 010	92.0
Manchester township .....	295	5 530	14 872 371	91.0	Highlands .....	345	1 103	15 034 113	92.0
Lacey township .....	296	5 506	14 877 877	91.0	Oaklyn .....	346	954	15 035 067	92.0
Haddon Heights .....	297	5 366	14 883 243	91.0	Pine Hill .....	347	721	15 035 788	92.0
Dunellen .....	298	5 335	14 888 578	91.1	Mount Arlington .....	348	509	15 036 297	92.0
Leonia .....	299	5 212	14 893 790	91.1	Alpha .....	349	464	15 036 761	92.0
Egewater .....	300	5 073	14 898 863	91.1	National Park .....	350	435	15 037 196	92.0
					High Bridge .....	351	333	15 037 529	92.0
					Garwood .....	(X)	(D)	(X)	(X)
					Oradell .....	(X)	(D)	(X)	(X)
					Pemberton township .....	(X)	(D)	(X)	(X)
					Woodlyne .....	(X)	(D)	(X)	(X)

<sup>1</sup>Places with suppressed receipts (if applicable) are listed at end of table rather than by rank to avoid disclosing data for individual companies.



# APPENDIX A.

## General Explanation

### CENSUS COVERAGE AND METHODOLOGY

**Structure and method of enumeration**—Firms in the 1982 Census of Service Industries were divided into the nonmail universe and mail universe. The coverage and the method of obtaining census information from each follow:

1. The nonmail universe consists of selected small employers, i.e., single-establishment firms with payroll below a specified cutoff. (The term "employers" refers to firms with one or more paid employees at any time during 1982 as shown in the active administrative records of other Federal agencies, whether or not they were subject to payment of Federal Insurance Contributions Act (FICA) taxes.) Although the cutoff varied by kind of business, small employers generally were firms with one to four employees; they represented about 10 percent of total receipts of establishments covered in the census.

Data on receipts, payroll, and employment for employer firms below the cutoff were derived or estimated from administrative records of other Federal agencies, except for a 10-percent sample of small employer firms in classifications for which specialized data requirements precluded reliance solely on administrative records sources.

2. The mail universe consists of firms for which information was obtained basically by means of a mail canvass and includes:
  - a. Large employers, i.e., all employer firms above the size cutoff referred to in section 1. above. Within this category, a report of company organization is conducted periodically to identify firms which operated establishments at more than one location and to obtain information on payroll and mid-March employment at each location. The 1981 Report of Company Organization was used as a coverage check in the census. In the census mailing package containing the appropriate 1982 questionnaires, multiestablishment firms also were sent a form to use in updating the list of establishments with those opened since 1981.
  - b. The 10-percent sample of small employer firms in classifications for which specialized data requirements precluded reliance solely on administrative records sources (see section 1 above). These were sent the census mailing packages containing the appropriate 1982 questionnaire.

**Method of classifying kinds of business**—The service industries classifications for all establishments were based on the Standard Industrial Classification (SIC) Manual.<sup>1</sup> However, the method of assigning these classifications, and the level of detail at which establishments were classified, differed between the non-mail and mail universes as follows:

1. The nonmail universe was classified on the basis of the most current census kind-of-business classification available from one of the Bureau's current sample surveys or the 1977 census. Otherwise, the classification was obtained from the administrative records of other Federal agencies.

If the census or administrative record classification proved inadequate (none corresponded to a 1982 census classification in the detail required for employers), the firm was sent a brief inquiry requesting information necessary to assign a 1982 census kind-of-business code.
2. Establishments in the mail universe were classified on the basis of their self-designation, answers to questions on receipts by type of service provided, and other special inquiries.

### COMPARABILITY OF THE 1977 AND 1982 CENSUSES

The 1977 and 1982 censuses were conducted under similar conditions and procedures except for the following:

**Geographic areas**—The boundaries of a number of areas for which data are shown in the 1982 census are not the same as in the 1977 census because of annexations, other boundary changes, redefinitions of SMSA's, and changes in qualifying criteria since 1977.

In 1977, separate data were published for certain census-defined, unincorporated places with 25,000 inhabitants or more. For 1982, data for census-defined, unincorporated places are no longer shown separately, but are included as part of the "remainder of county" statistics. In addition, improved methods, used in the 1982 census for determining the proper geographic areas into which businesses are tabulated within a given county, resulted in a number of businesses that were not tabulated as part of the "remainder of county" statistics in previous censuses being included within the "remainder of county" for 1982.

<sup>1</sup>Standard Industrial Classification Manual: 1972. For sale by Superintendent of Documents, U.S. Government Printing Office, Washington, D.C. 20402. Stock No. 041-001-00066-6. 1977 Supplement, Stock No. 003-005-00176-0.

In 1977, special economic urban areas (see Geographic Areas Covered in introductory text) in New England qualified for separate publication if they had an urban population of at least 2,500 and a total population of at least 10,000. For 1982, the urban population requirement has been eliminated, and the area must have a population of 10,000 to qualify for separate publication.

**Nonemployer firms**—In 1977 and prior censuses, the combined data for all establishments (nonemployer firms plus establishments of employer firms) were presented for selected kind-of-business classifications, including 'all 2-digit major industry groups. For these censuses, data for nonemployer firms were obtained from administrative records of the Internal Revenue Service (IRS) based on business tax returns. For 1982, data for nonemployers and the combined data for all establishments are not available. These data could not be published as planned because many businesses were miscoded by the IRS into various miscellaneous categories rather than in the specific kinds of business. As a result, when the IRS supplied the Bureau of the Census with the kind-of-business codes derived from information reported for 1982 by businesses on IRS form 1040, Schedule C, the Bureau found that there were proportionately far more businesses classified in miscellaneous categories for 1982 than for 1977. The Bureau of the Census and the IRS are taking steps to ensure that data can be published for all establishments by kind of business in the 1987 and subsequent censuses.

**Scope**—In the 1977 Census of Service Industries, data were presented in the Geographic Area Series of reports in two separate segments. One segment was comprised of establishments of firms subject to Federal income tax and classified in industries covered in censuses prior to 1977.<sup>2</sup> The second segment was comprised of two sections. One section included establishments of firms which were subject to Federal income tax but classified in industries which were not covered in the censuses prior to 1977.<sup>3</sup> Also included in this section was arrangement of passenger transportation (SIC 4722). The other section included all firms that were exempt from Federal income tax under provisions of section 501 or 521 of the Internal Revenue Code.<sup>4</sup> Establishments of firms subject to Federal income tax were tabulated separately from those exempt from Federal income tax. The 1982 Census of Service Industries eliminates this segmentation. However, the taxable/tax-exempt distinction is maintained.

Some industries covered in the 1977 census were not covered for 1982: SIC's 806, 821, 822, 863, and 865. SIC 4722, which was included in the 1977 Census of Service Industries, is now published as part of the 1982 report, Selected Statistics for Transportation Industries, part of the 1982 Census of Transportation.

<sup>2</sup>SIC's 701; 703; 72; 73; 75; 76; 78; 79; 8072; 81; 891.

<sup>3</sup>SIC's 702; 704; 80 ex. 8072; 82; 83; 89 ex. 891.

<sup>4</sup>SIC's 4722; 84; 86 ex. 866; and other SIC's also mentioned in footnotes 2 and 3.

**Federal income tax status/kind-of-business combinations**—In the 1977 Census of Service Industries, firms were classified based on Federal income tax filing requirements. This classification was based primarily upon the response to an inquiry on the census questionnaire. Establishments which indicated that all or part of their income was exempt from Federal income tax under provision of section 501 or 521 of the IRS code were classified as tax-exempt; establishments indicating no such exemption were classified as taxable. For establishments in the nonmail universe, the tax status classification was based upon the type of tax return filed by the firm or organization.

For the most part, in 1977, establishments were grouped for publication according to their tax status. However, a few kinds of business<sup>5</sup> were assumed to be exempt from Federal income tax, and were tabulated with the tax-exempt category. Establishments of firms that were exempt from Federal income tax, but which were in a kind of business not generally expected to be exempt, were tabulated in a miscellaneous kind-of-business category.

For the 1982 census, the same kinds of business<sup>5</sup> are definitionally considered exempt from Federal income tax, certain kinds of business<sup>6</sup> are tabulated according to their tax status, and the remaining kinds of business are definitionally considered subject to Federal income tax. The miscellaneous kind-of-business category of firms exempt from Federal income tax has been eliminated.

**Volume measure**—For 1982, as in previous censuses, the basic dollar volume measure for firms subject to Federal income tax is receipts; however, for 1982 the basic dollar volume measure for the tax-exempt category is revenue. For 1977, expenses was used as the basic measure. For 1982, expenses data are shown in table 2 for comparison to 1977. (See definitions of receipts, revenue, and expenses in the Explanation of Terms section below.)

## EXPLANATION OF TERMS

**Establishments**—An establishment is a single physical location at which business is conducted. It is not necessarily identical with a company or enterprise, which may consist of one establishment or more. Statistics for service industries represent a summary of reports for individual establishments rather than companies. For cases where a census report was received, separate information was obtained for each location where business was conducted. When administrative records of other Federal agencies were used instead of a census report, no information was available on the number of locations operated. Estimates of this number were derived from a sample and will be provided in the service industries report, Miscellaneous Subjects (SC82-I-4). Each census report was tabulated according to the physical location at which

<sup>5</sup>SIC's 84; 86 ex. 866; 8111 pt..

<sup>6</sup>7011 pt., 7032, 7041, 7391, 7392, 7397, 7922, 7929, 7997, 7999 pt., 8051, 8059, 8081, 8091, 82, 83, and 8922.

the business was conducted. The count of establishments in this publication represents the number in business at the end of the year.

A comparison of the number of establishments in business at the end of the year versus the number active any time during the year for the United States as a whole is presented by kind-of-business group in appendix G of the United States Summary report included as part of this series.

When two activities or more were carried on at a single location under a single ownership, all activities generally were grouped together as a single establishment. The entire establishment was classified on the basis of its major activity and all data for it were included in that classification. However, when distinct and separate economic activities (for which different industry classification codes were appropriate) were conducted under the same ownership at a single location, and when conditions prescribed by the SIC manual for recognizing the existence of more than one establishment were met, separate establishment reports for each of the different activities were obtained in the census.

Leased service departments (separately owned businesses operated as departments or concessions of another service establishment or of a retail business under another ownership, such as a separately owned shoe shine parlor in a barber shop or a beauty salon in a department store) are treated as separate service establishments for census purposes. Leased retail departments located in service establishments (e.g., a gift shop located in a hotel) are considered separate retail establishments.

**Firms**—A firm is a business organization or entity consisting of one domestic establishment (location) or more under common ownership or control. For economic census purposes, the terms "firm" and "company" are synonymous.

**Receipts (Basic dollar volume measure for service establishments of firms subject to Federal income tax)**—Includes receipts from customers or clients for services rendered, from the use of facilities, and from merchandise sold during 1982 whether or not payment was received in 1982, except for health practitioners, legal services, and architectural, engineering and surveying services, which reported on a cash basis (payments received in 1982 regardless of when services were rendered). Gasoline, liquor, tobacco, and other excise taxes, which are paid by the manufacturer or wholesaler and included in the cost of goods purchased, are also included.

Receipts are net after deductions for refunds and allowances for merchandise returned by customers. Receipts do not include sales, occupancy, admissions, or other taxes collected from customers and remitted directly by the firm to a local, State, or Federal tax agency; nor do they include nonoperating income from such sources as interest, investments, or sale or rental of real estate.

Receipts in this report do not include service receipts of manufacturers, wholesalers, retail establishments, or other businesses whose primary activity is other than service. They do, however, include receipts other than

from services rendered (e.g., sale of merchandise to individuals or other businesses) by establishments primarily engaged in performing services and classified in the service industries.

Although the count of establishments in this report represents the number in business at the end of the year, the receipts figures include receipts of all establishments in business at any time during the year.

**Revenue (Basic dollar volume measure for firms exempt from Federal income tax)**—Includes revenue from customers or clients for services rendered and merchandise sold during 1982 whether or not payment was received in 1982. Also included are income from interest, dividends, gross contributions, gifts, and grants (whether or not restricted for use in operations), rents, royalties, dues and assessments from members and affiliates, and net receipts from fundraising activities. Receipts from taxable business activities, as well as tax-exempt activities, are included.

Revenue does not include sales, admissions, and other taxes collected by the organization from customers or clients and paid directly to a local, State, or Federal tax agency; income from the sale of real estate, investments, or other assets; receipts of separately operated departments, concessions, etc., which are leased to others; and amounts transferred to operating funds from capital or reserve funds.

**Expenses**—Expenses include payroll, employee benefits, interest and rent, taxes, cost of supplies used for operation, depreciation expense, fees paid for fundraising, and other expenses charged to operations during 1982.

Expenses in this report exclude outlays for purchase of real estate; construction and all other capital improvements; funds invested; assessments or dues paid to the parent or other chapters of the same organization; and, for fundraising organizations, funds transferred to charities and other organizations.

**Annual payroll**—Payroll includes all forms of compensation such as salaries, wages, commissions, bonuses, vacation allowances, sick-leave pay, and the value of payments in kind (e.g., free meals and lodgings), paid during the year to all employees. Tips and gratuities received by employees from patrons and reported to employers are included. For corporations, it includes amounts paid to officers and executives; for unincorporated businesses, it does not include profit or other compensation of proprietors or partners. Payroll is reported before deductions for social security, income tax, insurance, union dues, etc. This definition of payroll is the same as that used by the Internal Revenue Service on form 941.

**First quarter payroll**—This item consists of payroll, as defined above, paid to persons employed at any time during the quarter January to March 1982.

**Paid employees for pay period including March 12**—Paid employees consist of the full-time and part-time employees, including salaried officers and executives of

corporations, who were on the payroll in the pay period including March 12. Included are employees on paid sick leave, paid holidays, and paid vacations; not included are proprietors and partners of unincorporated businesses. The definition of paid employees is the same as that used on IRS form 941.

**Legal form of organization**—The legal form of organization for firms in the mail universe was based on the response to the organization status inquiry on the various census forms. The legal form of organization of nonmail firms was generally based on administrative records of other Federal agencies.

Limited data are published in this series of reports for individual proprietorships and partnerships. A later service industries report, Establishment and Firm Size (Including Legal Form of Organization), SC82-I-1, will present data by the following legal forms of organization for firms subject to Federal income taxes:

1. Corporations.
2. Individual proprietorships.
3. Partnerships.
4. Other.

**Auxiliary establishments**—Each company included in this census was asked to identify and report separately auxiliary locations whose primary functions were to manage, administer, service, or support the activities of the other establishments of the company. Data for auxiliaries which primarily support service establishments are presented for selected industrial classifications in tables included in the United States Summary report of this series. Data for auxiliaries are presented for more detailed industry breakdowns in a subsequent report issued as part of the 1982 Enterprise Statistics reports.

## KIND-OF-BUSINESS CLASSIFICATIONS

Services, as defined in the 1972 SIC manual, include establishments primarily engaged in rendering a wide variety of services to individuals and business establishments.

Establishments covered by the census were assigned kind-of-business classifications according to the industry classifications defined in the 1972 SIC manual. When a more detailed classification than defined in the SIC manual was needed, additional kinds of business were identified within an SIC industry.

Some of the kind-of-business titles and/or codes used on several of the report forms are different from those in the 1972 SIC manual. The code variations do not affect the data tabulated in these publications, since all necessary adjustments are made during the data processing stage.

The basis for a kind-of-business classification is described above in Method of Classifying Kinds of Business. Descriptions for those kinds of business for which data are provided in this report follow.

## Hotels, Rooming Houses, Camps, and Other Lodging Places (SIC Major Group 70)

This group includes establishments engaged in providing lodging, or lodging and meals, and camping facilities. Hotels which provide accommodations for permanent residents, tourist homes, and residential mobile home parks are classified in Major Group 65, Real Estate.

**Hotels, motor hotels, and motels (SIC 7011)**—The SIC manual combines hotels and motels into a single classification, Hotels, motels, and tourist courts.

For large geographic areas, however, data are presented for the following subdivisions of this classification:

1. Hotels, 25 guestrooms or more.
2. Hotels, less than 25 guestrooms.
3. Motels, tourist courts.
4. Motor hotels.

The classification of individual establishments into hotels, motor hotels, and motels and tourist courts was based primarily on the respondent's self-designation.

**Rooming and boarding houses (SIC 702)**—Establishments renting rooms, with or without board, on a fee basis to permanent or transient guests. Homes for the aged, for children, and for the handicapped that provide additional services, other than nursing care, are classified in Residential care (SIC 836) and homes that provide nursing care in Nursing and personal care facilities (SIC 805). Houses run by membership organizations are classified in Organization hotels and lodging houses, on membership basis (SIC 704).

**Sporting and recreational camps (SIC 7032)**—Sporting and recreational camps providing lodging and meals or lodging only. These include children's camps, fishing camps, hunting camps, and dude ranches.

**Trailer parks and camp sites for transients (SIC 7033)**—Establishments providing overnight or short-term sites for trailers, campers, or tents. Residential mobile home parks are classified in Major Group 65, Real Estate.

**Organization hotels and lodging houses, on membership basis (SIC 704)**—Lodging houses and hotels operated by membership organizations for the benefit of their members and guests, and not open to the general public. Commercial hotels operated by such organizations are classified in Hotels, motor hotels, and motels (group 701). Resident homes for the aged and others in need of residential, social, and personal care are classified in Residential care (SIC 836).

## Personal Services (SIC Major Group 72)

This group includes establishments primarily engaged in providing services generally involving the care of one's



personal appearance or apparel, such as barber and beauty shops, dry-cleaning plants, laundries, and photographic studios.

For establishments classified in SIC 721, data for collecting and distributing units (branch outlets, pickup stations, terminals, or depots) owned and operated by a firm which does its own work are merged with those for the firm which owned them, and are not considered as separate establishments.

**Power laundries, family and commercial (SIC 7211)**—Establishments primarily engaged in operating mechanical laundries with steam or other power. Independently owned agencies for laundry plants are classified in SIC 7212. Laundries using small power equipment of household type are classified in SIC 7219. Excluded are establishments which have power laundry equipment, but which are primarily engaged in a specialty, such as industrial laundering, linen rental, or diaper service. These are classified in other categories within SIC 721.

**Garment pressing, and agents for laundries and dry cleaners (SIC 7212)**—Establishments primarily engaged in providing laundry and dry-cleaning services, but which have laundry and/or dry-cleaning work done by others. Independently owned collecting and distributing agencies serving dry-cleaning plants or power laundries are included in this classification.

**Linen supply (SIC 7213)**—Establishments primarily engaged in supplying, on a rental basis, such laundered linens as uniforms, aprons, table covers, bed linens, and towels. Establishments included in this classification may or may not operate their own power laundry facilities.

**Diaper service (SIC 7214)**—Establishments primarily engaged in supplying diapers (including disposable) and other baby linens to homes, usually on a rental basis. Such establishments may or may not operate their own power laundry facilities.

**Coin-operated laundries and dry cleaning (SIC 7215)**—Establishments primarily engaged in the operation of coin-operated laundry and/or dry-cleaning equipment. Included are establishments known as laundromats, launderettes, self-service dry cleaners, etc. Establishments which operate coin-operated laundering machines in apartment houses and similar locations are included. Establishments which rent coin-operated laundering machines (e.g., to apartment houses) are classified in SIC 7394.

For large geographic areas, data are presented for the following subdivisions of this classification:

1. Coin-operated laundries and dry-cleaning stores.
2. Coin-operated laundry machine routes.

**Dry-cleaning plants, except rug cleaning (SIC 7216)**—Plants primarily engaged in dry cleaning or dyeing apparel and household fabrics other than rugs for the general public. Establishments primarily engaged in cleaning and repairing rugs are classified in SIC 7217. Independently

owned agencies for cleaning plants are classified as SIC 7212. Establishments known as "tailor shops" or "cleaners" are included in this classification only if they do their own cleaning.

**Carpet and upholstery cleaning (SIC 7217)**—Plants primarily engaged in cleaning carpets and upholstered furniture. Establishments primarily engaged in rug repairing are classified in SIC 7699.

**Industrial launderers (SIC 7218)**—Establishments primarily engaged in supplying laundered or dry-cleaned work uniforms, wiping towels, safety equipment (gloves, flame resistant clothing, etc.), dust control items (treated mats or rugs, mops, tool dust covers, cloths, etc.), and similar items to industrial or commercial users. These items may belong to the industrial launderers and be supplied to users on a rental basis, or they may be the customer's own goods. Establishments included in this industry may or may not operate their own laundry or dry-cleaning facilities.

**Laundry and garment services, n.e.c. (SIC 7219)**—Establishments primarily engaged in furnishing other laundry services, including repairing, altering, and storing clothes for individuals, and in the operation of Chinese, French, and other hand laundries. Custom tailors and fur shops making fur apparel to custom order are classified in retail trade.

**Photographic studios, portrait (SIC 722)**—Establishments primarily engaged in photography for the general public. Included in this classification are portrait photographers and school, home, and transient photographers. Establishments primarily engaged in commercial photography are classified in SIC 7333. Establishments primarily engaged in film developing and/or print processing for the trade or for the general public are included in SIC 7395; those engaged in motion picture film processing are classified in SIC 7819.

**Beauty shops (SIC 723)**—Establishments primarily engaged in providing beauty services or both beauty and barber services. Schools for the instruction of beauticians are also included provided a clinic is operated in which a charge is made for services performed by students. Beauty shop concessions (owned and operated by concessionaires) in hotels, department stores, etc., are included. However, beauty shops owned by another business and operated as part of that other business (e.g., hotels, department stores) are not included.

**Barber shops (SIC 724)**—Establishments primarily engaged in providing barber services. Barber colleges are also included provided a charge is made for services performed by students. Barber shop concessions (owned and operated by concessionaires) in hotels and other places are included. However, barber shops owned by another business and operated as part of that other business (e.g., hotels) are not included.

**Shoe repair, shoe shine, and hat-cleaning shops (SIC 725)**—Establishments primarily engaged in repairing footwear, shining shoes, or cleaning and blocking hats. Shoe repair, shoe shine, or hat-cleaning departments operated as part of other service or retail establishments, such as valet shops, laundries; shoe stores, and department stores, are not included as separate service establishments unless independently owned and operated.

**Funeral service and crematories (SIC 726)**—Establishments primarily engaged in preparing the dead for burial, conducting funerals, and cremating the dead. Receipts include funeral merchandise sold and services provided directly by the establishments, such as caskets, burial clothing, and ambulance service. Also included in the receipts are reimbursements for expenditures made to other establishments for funeral-related merchandise sales and services, such as flower sales and livery service. Cemeteries, and crematories operated in conjunction with cemeteries, are classified in SIC 6553; crematories and burial services for pets, in SIC 0752.

**Miscellaneous personal services (SIC 729)**—Establishments primarily engaged in providing personal services, not elsewhere classified, such as Turkish baths; reducing salons; costume and formal wear rental; operation of coin-operated personal service machines, such as weighing machines, public lockers (except cold storage), pay toilets, etc.; social escort service; checkroom concessions; dressmaking service (material owned by customer); and income tax return preparation service. Establishments operating coin-operated amusement machines, such as pinball machines and juke boxes, are classified in SIC 7993. Coin-operated machine rental is classified in SIC 7394. Establishments which operate coin-operated laundering machines in apartment houses and similar locations are classified in SIC 7215.

For large geographic areas, data are presented for the following subdivisions of this classification:

1. Reducing salons and health clubs, except resorts.
2. Tax preparation services.
3. Other personal services, n.e.c.

### **Business Services (SIC Major Group 73)**

This group includes establishments primarily engaged in providing services, not elsewhere classified, to business enterprises on a fee or contract basis.

**Advertising agencies (SIC 7311)**—Establishments primarily engaged in preparing advertising (writing copy, art work, graphics, and other creative work); providing advertising consultation; and placing advertising in periodicals, newspapers, radio, television, or other advertising media, for clients on a commission or fee basis. Establishments which place advertising with media only (media buying services) are classified in SIC 7319. Establishments which provide commercial art for advertising, but do not place the advertising with media, are

classified in SIC 7333. Establishments which write copy, but do not place advertising with media, are classified in SIC 8999. Establishments which solicit advertising for nonaffiliated radio, television, newspapers, or magazines are classified in SIC 7313.

**Outdoor advertising services (SIC 7312)**—Establishments primarily engaged in the preparation and presentation of poster displays and painted and electric displays (principally outdoors) on panels, bulletin boards, and frames. Such establishments may (as incidental services) construct, repair, and maintain display boards and post advertisements. Sign painting shops are classified in SIC 7399. Shops which make neon signs to order are classified in manufacturing. Establishments primarily engaged in erecting signs are classified in construction.

**Radio, TV, and publishers' advertising representatives (SIC 7313)**—Establishments primarily engaged in soliciting advertising on a fee basis for (nonaffiliated) newspapers, magazines, and other publications or for radio and television stations. Advertising sales offices operated by these media are classified as auxiliaries and are not included in this census.

**Advertising, n.e.c. (SIC 7319)**—Establishments primarily engaged in furnishing advertising services, not elsewhere classified, such as handbill distribution, distribution of samples, and transit advertising. Establishments which are primarily engaged in providing commercial art or graphics for the advertising industry are classified in SIC 7333. Establishments primarily engaged in mail advertising services, compiling and selling mailing lists, and related services are classified in SIC 7331.

**Consumer credit reporting agencies, mercantile reporting agencies, and adjustment and collection agencies (SIC 732)**—Establishments primarily engaged in mercantile and consumer credit reporting or the collection or adjustment of claims. Centralized charge services are classified in SIC major group 61. Insurance adjustment agencies and loan companies are also excluded from this census.

For large geographic areas, data are presented for the following subdivisions of this classification:

1. Adjustment and collection agencies.
2. Mercantile reporting agencies.
3. Consumer credit reporting agencies.

**Direct mail advertising services (SIC 7331)**—Establishments primarily engaged in furnishing services for direct mail advertising, such as creating, producing, and mailing of direct mail advertising. This industry also includes establishments primarily engaged in compiling and selling mailing lists. Establishments primarily engaged in reproducing direct mail copy to order, but which perform none of the other direct mail advertising services, are classified in SIC 7339. Establishments engaged only in printing the copy are classified in manufacturing.

**Blueprinting and photocopying services (SIC 7332)**—Establishments primarily engaged in reproducing drawings, plans, maps, or other copy, by blueprinting or photocopying. Printing, including "quick printing," is classified in manufacturing.

**Commercial photography, art, and graphics (SIC 7333)**—Establishments engaged in performing graphics, commercial art, or commercial photography services for advertising agencies, publishers, and other business and industrial users. Producers of still and slide films are included here. Establishments engaged in medical photography and art are classified in SIC 8091. Art, except commercial and medical, is classified in SIC 8999. Establishments primarily engaged in portrait photography are classified in SIC 7221.

For large geographic areas, data are presented for the following subdivisions of this classification:

1. Commercial photography.
2. Commercial art.
3. Graphic arts and related design and commercial photography, n.e.c.

**Stenographic services; and reproduction services, n.e.c. (SIC 7339)**—Establishments primarily engaged in furnishing stenographic services and establishments primarily engaged in mimeographing, rotoprinting, multilithing, and reproduction services. Not included in this industry are establishments primarily engaged in printing (included in manufacturing), blueprinting and photocopying (SIC 7332), and duplicating in connection with direct mail advertising (SIC 7331).

**Window cleaning (SIC 7341)**—Establishments primarily engaged in cleaning windows in structures.

**Disinfecting and exterminating services (SIC 7342)**—Establishments primarily engaged in providing disinfecting and deodorizing services and in exterminating insects, rodents, and other pests.

**Cleaning and maintenance services, n.e.c. (SIC 7349)**—Establishments primarily engaged in furnishing, to structures, cleaning and maintenance services, not elsewhere classified, such as janitorial services, floor waxing, and office cleaning. General building maintenance service is included, but general repair contractors primarily engaged in building repair and maintenance work, or in the cleaning of building exteriors by sand or steam blasting, or in cleaning up after construction, are classified in construction.

**News syndicates (SIC 735)**—Establishments primarily engaged in furnishing news, pictures, features, etc., and in supplying news reporting services to newspapers, periodicals, and radio and television broadcasters. Non-profit syndicates operated on a membership basis and commercial (nonmembership) news syndicates are both included in this classification. Separate establishments of newspaper and periodical publishers which are engaged in gathering news are classified as auxiliaries.

**Employment agencies (SIC 7361)**—Establishments primarily engaged in providing placement and employment services to employers or those seeking employment. Modeling agencies and nurses' registries are included. Theatrical, radio, and television employment agencies are classified in SIC 7922; motion picture casting bureaus, in SIC 7819; and establishments engaged in furnishing help to other businesses, in SIC 7362.

**Help supply services (SIC 7362)**—Establishments primarily engaged in supplying help (except agricultural) to other businesses on a contract basis. The help supplied is on the payroll of the supplying establishment. Included are establishments known as "labor pools" and "contract labor offices." Establishments primarily engaged in providing placement and employment services are classified in SIC 7361.

For large geographic areas, data are presented for the following subdivisions of this classification:

1. Office help supply services.
2. Help supply, except office workers.

**Facilities management services (SIC 7369)**—Establishments, not elsewhere classified, primarily engaged in providing personnel to operate specified facilities or to provide services on a fee or contract basis within another business (or government) establishment or installation. Establishments primarily providing one specialized service are classified in the specialized industry, e.g., janitorial service is included in SIC 7349. Management service only is classified in SIC 7392. Computer facilities management is classified in SIC 7374. Establishments which provide both management and staff to operate a business are classified according to the type of activity of the business operated.

**Computer programming and other software services (SIC 7372)**—Establishments primarily engaged in providing services in computer programming, systems design and analysis, and other computer software. Establishments primarily engaged in the reproduction and sale of prepackaged computer programs and other software may be included here. When not computer related, these services are classified in SIC 7392.

**Data processing services (SIC 7374)**—Establishments primarily engaged in providing data processing services to others. Service may consist of complete processing and preparation of reports from data supplied by the customer or it may be specialized, such as keying or making data processing equipment available to others on an hourly or time-sharing basis. Also included are establishments primarily engaged in the management and operation of the computer and data processing facilities of others on a continuing basis.

For large geographic areas, data are presented for the following subdivisions of this classification:

1. Data processing services, except facilities management.
2. Computer facilities management.

**Computer related services, n.e.c. (SIC 7379)**— Establishments primarily engaged in providing computer-related services, not elsewhere classified. Renting and leasing of computers and related data processing equipment is included here, except for finance leasing, which is classified in SIC major group 61. Direct leasing by computer manufacturers is classified in manufacturing or wholesale trade. Also included here are establishments engaged in repair and maintenance of computers, and computer consulting services.

**Research and development laboratories (SIC 7391)**— Establishments primarily engaged in laboratory or other physical research and development activities on a fee or contract basis. Research and development laboratories which perform supporting services for other establishments of the same company are classified as auxiliary to the establishments serviced and are not included here. Also excluded from this classification are establishments engaged in speculative research and development with the intent to manufacture the products of the research or to license others for the use of the patents or processes developed. Nonprofit research agencies funded primarily by investments, grants, or contributions are classified in SIC 8922.

**Management, consulting, and public relations services (SIC 7392)**— Establishments primarily engaged in furnishing a wide variety of general or specialized management, consulting, or public relations services, such as business analysis, business research, efficiency planning, industrial management, market research, personnel management, and traffic consulting, on a contract or fee basis. Establishments primarily engaged in computer related systems analysis, systems engineering, operations research, and other software services, including computer programming services, are classified in SIC 7372. Management and operation of a business, where operating staff as well as management are provided, is classified in the industry of the establishment managed, e.g., hotel management and operation.

For large geographic areas, data are presented for the following subdivisions of this classification:

1. Management and administrative services.
2. Public relations services.
3. Management consulting services.
4. Economic and sociological research.
5. Consulting services, n.e.c.

**Detective agencies and protective services (SIC 7393)**— Establishments primarily engaged in providing personnel for detective, investigative, patrolling, night watching, or personal protection services for businesses and/or individuals. Establishments primarily engaged in installation, maintenance, and monitoring of mechanical protective devices, such as burglar and fire alarm systems, are classified here, but establishments engaged only in the installation of such devices are included in construction,

and establishments engaged only in the sale and installation of such devices are classified in wholesale or retail trade. Armored car services are also included in this industry.

For large geographic areas, data are presented for the following subdivisions of this classification:

1. Detective agencies and guard services.
2. Armored car services.
3. Burglar and fire alarm systems.

**Equipment rental and leasing services (SIC 7394)**— Establishments primarily engaged in renting or leasing (except finance leasing) of machinery, tools, and other equipment, including heavy construction and earth moving equipment. Establishments primarily engaged in finance leasing are classified in SIC major group 61. Establishments renting and leasing automobiles and trucks without drivers are classified in SIC 751; those renting automobiles with drivers, in SIC major group 41. Establishments renting trucks with drivers are classified in transportation; personal items such as lockers (other than refrigerated), clothes, and pillows, in SIC 7299; amusement and recreation items such as bicycles, canoes, and beach chairs and accessories, in SIC 7999; and commercial boats, in SIC major group 44. Direct leasing of machinery or equipment by the manufacturer is classified in manufacturing or wholesale trade. Establishments primarily leasing computer time, including time-sharing services, are classified in SIC 7374; those leasing or renting computers or data processing equipment, in SIC 7379.

For large geographic areas, data are presented for the following subdivisions of this classification:

1. Equipment rental.
2. Equipment leasing, except finance leasing.
3. Leasing or rental of heavy construction equipment without operators.
4. Rental of heavy construction equipment with operators.

**Photofinishing laboratories (SIC 7395)**— Establishments primarily engaged in the developing of films and in photoprinting and enlarging for the trade and/or for the general public. Data for retail outlets (kiosks) for the pickup and delivery of film, which are owned and operated by photofinishing laboratories, are merged with data for the laboratory which owns them, and are not treated as separate establishments. Establishments primarily engaged in processing motion picture films for the motion picture and television industries are classified in SIC 7819.

**Trading stamp services (sales offices) (SIC 7396)**— Establishments primarily engaged in selling trading stamps or merchandise coupons to merchants. The redemption stores of trading stamp companies are not included here, but are classified as auxiliary to this industry.

**Testing laboratories and facilities (SIC 7397)**—Establishments primarily engaged in product testing on a fee or contract basis. Testing laboratories which perform supporting services for other establishments of the same company are classified as auxiliary to the establishments serviced and are not included here. Noncommercial testing laboratories are also included in this category. Testing services for education or personnel (not providing instruction or training) are classified in SIC 7392.

**Business services, not elsewhere classified (SIC 7399)**—Establishments primarily engaged in furnishing business services, not elsewhere classified, such as auctioneers' establishments (service only), business brokers, drafting service, independent lecture bureaus, inspection service, printing brokers, notary publics, and decorating or trimming shop windows.

For large geographic areas, data are presented for the following subdivisions of this classification:

1. Sign painting shops—Establishments primarily engaged in making signs to individual order or in doing office door and window lettering. Establishments primarily engaged in making signs other than on a custom basis and neon sign manufacturers are classified in manufacturing.
2. Interior designing—Establishments primarily engaged in advising clients on the selection of furniture, draperies, rugs, and other interior decorations on a fee or commission basis. Establishments providing an interior designing service, but primarily engaged in the sale of merchandise, are not included. Painting and papering contractors who frequently call themselves "interior decorators" are classified in construction.
3. Telephone answering services—Establishments primarily engaged in transmitting telephone messages to their clients.
4. Water softening services—Establishments primarily engaged in softening water by chemical treatment or other method.
5. Packaging and labeling services—Establishments primarily engaged in packaging and labeling products, on a contract or fee basis, in packages or other containers normally intended for retail distribution. Companies primarily engaged in packing, crating, and otherwise preparing goods for shipping are classified as transportation.
6. Miscellaneous business services, n.e.c.—Establishments primarily engaged in furnishing business services, not elsewhere classified.

### **Automotive Repair, Services, and Garages (SIC Major Group 75)**

This group includes establishments primarily engaged in furnishing automotive repair, parking, rental, and other services to the general public. Similar facilities owned and operated by concerns for their own use and not available

to the general public are treated as auxiliary establishments of those concerns and are not included here. Automobile repair departments maintained by establishments engaged in the sale of new automobiles are classified in retail trade, as are gasoline service stations (where sales of merchandise (including fuel) exceed repair receipts). Automobile driving instruction is classified in SIC 8299.

**Automotive rental and leasing, without drivers (SIC 751)**—Establishments primarily engaged in daily or extended-term rental or leasing of passenger automobiles, trucks, truck tractors and trailers, and other automotive equipment without drivers. Establishments primarily engaged in renting automobiles with drivers are out of scope; those renting or leasing trucks with drivers are classified in SIC group 421; and those renting or leasing heavy construction and earth moving equipment are classified in SIC 7394. Establishments primarily engaged in finance leasing are classified in SIC major group 61.

For large geographic areas, data are presented for the following subdivisions of this classification:

1. Passenger car rental, without drivers (SIC 7512 Part)—Establishments primarily engaged in the short-term rental of passenger cars without drivers. Data for separate automotive rental offices or concessions (e.g., airport locations) in the same metropolitan area, for which a common fleet is maintained, are merged, and are not considered separate establishments.
2. Passenger car leasing, except finance leasing (SIC 7512 Part)—Establishments primarily engaged in extended-term leasing of passenger cars without drivers. These establishments may or may not provide maintenance of the vehicle as part of the lease contract.
3. Truck rental, without drivers (SIC 7513 Part)—Establishments primarily engaged in the short-term rental of trucks, truck tractors, or semitrailers without drivers.
4. Truck leasing, except finance leasing (SIC 7513 Part)—Establishments primarily engaged in extended-term leasing of trucks, truck tractors, or semitrailers without drivers. These establishments may or may not provide maintenance of the vehicle as part of the lease contract.
5. Utility trailer and recreational vehicle rental (SIC 7519)—Establishments primarily engaged in the rental (usually short term) of utility and house trailers and recreational vehicles.

**Parking lots (SIC 7523)**—Establishments primarily engaged in the temporary open air parking of automobiles, usually on an hourly, daily, or monthly basis. Establishments which are a combination of parking lot and structure are classified in SIC 7525. Excluded are municipal parking lots and lots operated by establishments or institutions primarily engaged in other activities, e.g., department stores, hospitals, restaurants. Valet parking is classified in SIC 7299.

**Parking structures (SIC 7525)**—Establishments primarily engaged in the temporary parking or live storage of automobiles within a structure. Long-time or dead storage of automobiles is not included. Establishments which are a combination of structure and lot are included in this classification. Excluded are municipal parking structures and structures operated by establishments or institutions primarily engaged in other activities, e.g., office buildings, apartment buildings, universities. Valet parking is classified in SIC 7299.

**Top and body repair shops (SIC 7531)**—Establishments primarily engaged in the repair of automotive tops, bodies, and interiors.

**Tire retreading and repair shops (SIC 7534)**—Establishments primarily engaged in repairing and retreading automotive tires. Establishments classified here may either retread customers' tires or retread tires for sale or exchange to the user or the trade.

**Paint shops (SIC 7535)**—Establishments primarily engaged in automotive painting and refinishing.

**General automotive repair shops (SIC 7538)**—Establishments primarily engaged in the general repair of automotive vehicles. Establishments primarily engaged in the specialized repair of individual engine components, not elsewhere classified, are classified in SIC 7539. Establishments primarily engaged in repair of motorcycles are classified in SIC 7699.

For large geographic areas, data are presented for the following subdivisions of this classification:

1. General automotive repair shops, except diesel.
2. Diesel repair shops.

**Automotive repair shops, n.e.c. (SIC 7539)**—Establishments primarily engaged in specialized automotive repair, not elsewhere classified, such as fuel service, brake relining, and exhaust system repair.

For large geographic areas, data are presented for the following subdivisions of this classification:

1. Auto electrical and fuel system services—Establishments primarily engaged in providing automotive engine tune-ups and in repairing automotive electrical systems and fuel components, including carburetors.
2. Radiator repair—Establishments primarily engaged in the repair and cleaning of automotive radiators.
3. Glass replacement and repair—Establishments primarily engaged in the repair and replacement of automotive glass.
4. Brake, front end, and wheel alignment—Establishments primarily engaged in relining, repairing, and adjusting automotive brakes; wheel alignment; and repairing and installing springs, axles, and shock absorbers.
5. Exhaust system services (muffler shops)—Establishments primarily engaged in the installation or

repair of automotive exhaust systems (mufflers). The sale of the mufflers or tailpipes is considered to be incidental to the installation of these products.

6. Transmission repair shops—Establishments primarily engaged in the repair of automotive transmissions. If transmissions are sold and installed, the sale of the transmission is considered incidental to the installation. If the transmissions are repaired on a factory basis, the establishment is classified in manufacturing.

7. Other automotive repair shops, n.e.c.—Establishments primarily engaged in specialized automotive repairs, not elsewhere classified, such as frame repair, piston ring service and repair, speedometer repair, heater and air-conditioning repair, etc.

**Car washes (SIC 7542)**—Establishments primarily engaged in washing cars (custom car wash) or furnishing facilities for the self-service washing of cars and trucks. Waxing and polishing are also classified here.

**Other automotive services (SIC 7549)**—Establishments primarily engaged in furnishing automotive services, not elsewhere classified, such as lubricating service, towing service, diagnostic service, undercoating service, inspection service, etc.

### **Miscellaneous Repair Services (SIC Major Group 76)**

This group includes establishments primarily engaged in miscellaneous repair services, not elsewhere classified. Repair departments of retail dealers or manufacturers are not included unless operated as separate establishments and reported as such. This group does not include some repair services of which the more important are: automotive repair services, classified in SIC major group 75; garment and shoe repair, classified in major group 72; and computer maintenance and repair services, classified in SIC 7379. Excluded are ship and boat repair, and railroad repair shops which are included in the census of manufactures.

**Radio and TV repair shops (SIC 7622)**—Establishments primarily engaged in repairing radio and television sets; phonographs, high fidelity (hi-fi) or stereophonic equipment, and tape recorders; in installing and repairing television, amateur and citizens' band antennas; or in installing and servicing radio transmitting and receiving equipment in homes or offices, or in small boats, automobiles, or other vehicles. Establishments primarily engaged in selling radio and television sets are classified in retail trade. Repair departments of radio and television dealers are not included here unless operated and reported as separate establishments.

**Refrigeration and air-conditioning repair shops (SIC 7623)**—Establishments primarily engaged in servicing and repairing household and commercial electrical refrigerators and air-conditioning and refrigeration equipment.

Establishments primarily engaged in servicing and repairing gas refrigerators are classified in SIC 7699. Establishments primarily engaged in installing refrigeration and air-conditioning systems are classified in construction.

**Electrical and electronic repair shops, n.e.c. (SIC 7629)**—Establishments primarily engaged in the servicing and repair of electrical and electronic equipment and electrical appliances (washing machines, vacuum cleaners, irons, toasters, etc.), not elsewhere classified. Radio and television repair shops are classified in SIC 7622. Refrigeration repair shops are classified in SIC 7623. Electrical contractors and electrical shops engaged primarily in house wiring are included in construction. Armature rewinding and the repair of electric motors are classified in SIC 7694. Repair of computers and related equipment is classified in SIC 7379.

**Watch, clock, and jewelry repair (SIC 763)**—Establishments primarily engaged in the repair of watches, clocks, and jewelry.

**Reupholstery and furniture repair (SIC 764)**—Establishments primarily engaged in furniture reupholstering and repair. Establishments primarily engaged in selling upholstery materials, making slipcovers, draperies, etc., to order, or in upholstering new frames to individual order are classified in retail trade, as are establishments making furniture and cabinet work on a custom basis to individual order.

**Welding repair (SIC 7692)**—Establishments primarily engaged in repair work by welding. Automotive welding is classified here. Welding in connection with the manufacture of a product is classified as manufacturing. Welding contractors doing welding work on the construction site are classified in construction, SIC 1799.

**Armature rewinding shops (SIC 7694)**—Establishments primarily engaged in rewinding armatures and rebuilding or repairing electric motors. Establishments classified here may either repair customers' equipment or repair or rebuild for sale or exchange to users or to the trade. Establishments primarily engaged in the repair of electrical appliances are classified in SIC 7629.

**Repair shops and related services, n.e.c. (SIC 7699)**—Establishments primarily engaged in specialized repair services, not elsewhere classified, such as farm machinery and equipment repair; lawnmower, saw, knife, and tool sharpening and repair; bicycle repair; lock and gun repair; musical instrument repair; and the repair of typewriters and business machines. Repair services which involve primarily electrical or electronic equipment or components are classified in SIC 7629; however, primarily mechanical repair of electrically powered equipment, for example, electric sewing machine repair, is included here.

For large geographic areas, data are presented for the following subdivisions of this classification:

1. Farm machinery and equipment repair shops—Establishments primarily engaged in the repair of farm machinery and equipment.

2. Lawnmower, saw, knife, tool sharpening and repair—Establishments primarily engaged in sharpening and repairing lawnmowers, saws, knives, and tools.

3. Sewer and septic tank cleaning services—Establishments primarily engaged in cleaning or repairing sewers and septic tanks. Establishments which install septic tanks are classified in construction.

4. Other repair and related services, n.e.c.—Establishments primarily engaged in specialized repair services, not elsewhere classified, such as aircraft flight instrument repair (except electrical), blacksmith shops, bicycle repair, boiler repair, camera repair, dental instrument repair, furnace and chimney cleaning, gunsmith shops, key duplicating shops, motorcycle repair, musical instrument repair, taxidermists, typewriter repair, umbrella repair, and venetian blind repair.

## **Motion Pictures (SIC Major Group 78)**

This group includes establishments producing and distributing motion pictures, exhibiting motion pictures in commercially operated theaters, and furnishing services to the motion picture industry. The term "motion pictures" includes similar productions for television or other media using film, tape, or other means.

**Motion picture production, except for TV (SIC 7813)**—Establishments primarily engaged in the production of motion pictures for exhibition other than for television. Establishments engaged in both production and distribution are included here.

**Motion picture, tape production for TV (SIC 7814)**—Establishments primarily engaged in the production of motion pictures and of tapes, including commercials, for television exhibition. Establishments engaged in both production and distribution are included here.

**Services allied to motion picture production (SIC 7819)**—Establishments primarily engaged in performing services independent of motion picture production, but allied thereto, such as motion picture film processing, editing, and titling. Also included are casting bureaus, wardrobe and studio property rental, rental and repair of cameras and other motion picture equipment, stock footage film libraries, and television tape services (editing, transfers, etc.).

**Motion picture film exchanges (SIC 7823)**—Establishments primarily engaged in renting films to exhibitors other than in the field of television. Establishments engaged in both distribution and production are included in SIC 7813.

**Film or tape distribution for TV (SIC 7824)**—Establishments primarily engaged in renting film or tape to exhibitors in the field of television. Establishments engaged in both distribution and production are in SIC 7814.

**Services allied to motion picture distribution (SIC 7829)**—Establishments primarily engaged in performing auxiliary services to motion picture distribution, such as film delivery service, film purchasing and booking agencies, and film libraries.

**Motion picture theaters, except drive-in (SIC 7832)**—Commercially operated conventional "four-wall" theaters primarily engaged in the indoor exhibition of motion pictures. Establishments primarily engaged in the commercial exhibition of motion pictures on an itinerant basis with portable projection and sound equipment are included here.

**Drive-in motion picture theaters (SIC 7833)**—Commercially operated theaters, commonly known as open-air or drive-in, primarily engaged in the outdoor exhibition of motion pictures.

### **Amusement and Recreation Services, Except Motion Pictures (SIC Major Group 79)**

This group includes establishments primarily engaged in providing amusement, recreation, or entertainment on payment of a fee or admission charge, except motion pictures. Gambling businesses, where legal, are also included in this major group; however, combined gambling and lodging facilities with 25 guestrooms or more are classified in SIC 7011.

**Dance halls, studios, and schools (SIC 791)**—Establishments primarily engaged in operating public dance halls or ballrooms and dance studios and schools. The renting of dance halls or ballrooms to operators is classified as real estate and excluded from this census.

For large geographic areas, data are presented for the following subdivisions of this classification:

1. Public dance halls or ballrooms.
2. Dance schools, including children's and professional.

**Theatrical producers (except motion pictures), bands, orchestras, and entertainers (SIC 792)**—This classification includes the subgroups indicated below, shown separately for large geographic areas:

1. Producers of live theatrical productions (SIC 7922 Part)—Establishments primarily engaged in presenting live theatrical productions. Theaters which are normally rented to theatrical producers are classified as real estate operations and excluded from this census.
2. Producers of radio and TV shows, except tape (SIC 7922 Part)—Establishments primarily engaged in producing shows for presentation on radio, television, in night clubs, etc.
3. Artists' and entertainers' managers or agents, concert bureaus, booking agents (SIC 7922 Part)—Establishments primarily engaged in representing performers and producers for a fee or commission.

4. Other theatrical services (SIC 7922 Part)—Businesses engaged in theatrical services, not elsewhere classified, such as ticket agencies; theatrical, television, and radio employment agencies; theatrical equipment rental and design; lighting; etc.
5. Dance groups and artists (SIC 7929 Part)—Companies, groups, and artists primarily engaged in the presentation of ballet; modern, folk, or ethnic dance; and similar dance presentations.
6. Symphony orchestras, opera companies, and chamber music organizations (SIC 7929 Part)—Symphony orchestras, opera companies, and chamber music organizations (including chamber orchestras) organized for the presentation of their musical specialty.
7. Other music and entertainment presentations (SIC 7929 Part)—Dance and stage bands, orchestras (except symphony or chamber), combos, quintets, soloists, and similar musical organizations, groups, and artists, as well as other entertainers operating on a contract or fee basis for restaurants, night clubs, radio and television, etc. Also included are promoters of a variety of entertainment.

**Billiard and pool establishments (SIC 7932)**—Establishments primarily engaged in providing facilities for playing billiards and pool.

**Bowling alleys (SIC 7933)**—Establishments primarily engaged in providing facilities for bowling.

**Professional sports clubs, managers, promoters (SIC 7941)**—Operators and promoters of professional and semi-professional athletic clubs, promoters of athletic events, and managers of individual professional athletes. Receipts of such establishments do not include revenue from radio or television broadcasts, from sales of players, from concession operators, or from noncustomer sources. Establishments primarily engaged in renting stadiums and athletic fields to sports promoters and clubs are classified as real estate.

For large geographic areas, data are presented for the following subdivisions of this classification:

1. Baseball clubs.
2. Football clubs.
3. Other professional sports clubs.
4. Managers and promoters.

**Racing, including track operation (SIC 7948)**—Promoters and participants in racing activities, including race track operators, operators of racing stables, jockeys, race horse trainers, and race car owners and operators. Establishments which own race tracks, but do not engage in promotion of racing events, are classified in real estate and are not included in the censuses. Stables and kennels primarily engaged in the breeding or boarding of horses and dogs are classified in agriculture.



For large geographic areas, data are presented for the following subdivisions of this classification:

1. Auto race track operation.
2. Horse race track operation.
3. Dog race track operation.
4. Racing stables and racing, n.e.c.

**Public golf courses (SIC 7992)**—Establishments privately operated and primarily engaged in the operation of golf courses open to the public on a fee basis. Municipally owned and operated golf courses are not included. Membership golf and country clubs are included in SIC 7997. Miniature golf courses and golf driving ranges are classified in SIC 7999.

**Coin-operated amusement device operators (SIC 7993)**—Establishments primarily engaged in operating coin-operated amusement devices either in their own or in other places of business. Such amusement machines include juke boxes, pinball machines, mechanical games, slot machines (where legal), and similar types of amusement equipment. Amusement arcades or parlors are also included. Establishments primarily engaged in rental of such devices are classified in SIC 7394.

**Amusement parks (SIC 7996)**—Establishments known as amusement parks, theme parks, kiddie parks, etc., which group together a number of attractions such as mechanical rides, amusement devices, refreshment stands, picnic grounds, etc. Individual ride operators or concessionaires operating within the park are classified in SIC 7999. Carnivals operating without a fixed exhibition site are also classified in SIC 7999. Owners of the grounds who do not operate the amusement park are classified in real estate.

**Membership sports and recreation clubs (SIC 7997)**—Sports and recreation clubs which maintain facilities restricted to use by members and their guests. Country, golf, tennis, yacht, and swimming clubs are included in this industry. Such establishments are classified here regardless of the proportion of receipts derived from food or liquor sales. Health clubs are classified in SIC 7299. Membership organizations engaged in civic, social, or fraternal activities are classified in SIC 864.

**Amusement and recreation services, n.e.c. (SIC 7999)**—Establishments primarily engaged in the operation of sports, amusement, and recreation services, not elsewhere classified, such as bathing beaches, swimming pools, riding academies and schools, etc. Membership sports and recreation clubs not open to the general public are classified in SIC 7997.

For large geographic areas, data are presented for the following subdivisions of this classification:

1. Concession operators of amusement devices and rides—Concession operators of mechanical rides or of amusement devices in amusement parks, carnivals, circuses, or fairs; or operators of independently operated rides or devices of this type.

2. Carnivals and circuses—Establishments operating a group of amusement, service, and/or retail units and generally known as carnivals, which do not have any fixed exhibition site; or companies engaged in the operation of circuses having acrobatic and animal shows and individual circus acts. Side shows are included here.
3. Fairs—Establishments primarily engaged in arranging and operating the exhibitions and related activities usually associated with county or State fairs. Carnivals and side shows which may be part of the fair, but which are independently owned and operated, are included in the subgroup, "Carnivals and circuses." Other amusement device concessions independently owned and operated are included in the subgroup "Concession operators of amusement devices and rides."
4. Commercial museums, art galleries, and botanical and zoological gardens—Museums, art exhibitors, and botanical and zoological gardens which are supported primarily by admission charges. Commercial art galleries or art dealers primarily selling to the general public are classified in retail trade, SIC 5999. Museums, art galleries, and botanical and zoological gardens supported primarily by contributions, grants, etc., are classified in SIC major group 84.
5. Roller skating rinks—Establishments primarily engaged in operating rinks for roller skating open to the general public for a fee.
6. Ice skating rinks—Establishments primarily engaged in operating rinks for ice skating open to the general public for a fee.
7. Other amusement and recreation services, n.e.c.—Establishments primarily engaged in the commercial operation of sports, amusement, and recreation services, not elsewhere classified. Included are establishments engaged in instruction for sports or recreation, such as baseball, bridge, golf, judo, karate, skiing, swimming, tennis, etc. It also includes establishments renting articles for amusement and recreation, such as beach chairs and accessories, bicycles, golf carts, small boats and canoes, saddle horses, etc.

Other establishments in this classification include commercially operated athletic clubs or gymnasiums, bathing beaches, domino parlors, gambling establishments (where legal), golf driving ranges, miniature golf, riding academies and stables, shooting galleries, slot-car tracks, ski lifts, day camps, and establishments engaged in the commercial operation of swimming pools open to the general public for a fee. Municipally operated golf courses and swimming pools are excluded from this census. Privately owned tourist attractions, such as natural wonders or manmade exhibits, are included.

### **Health Services, Except Hospitals (SIC Major Group 80, except 806)**

This grouping includes establishments primarily engaged in furnishing medical, surgical, and other health services

to persons. Associations or groups primarily engaged in providing medical or other health services to members are included, but those which only provide insurance covering hospitalization or medical costs are classified in Insurance (major group 63).

Health care facilities were primarily coded based on self-designation. Where multiple levels of care were indicated, but were not apparently separate operations, the facility was generally classified based on the highest level of care provided. Veterinarians are classified in Veterinary services (SIC group 074) and are out of scope. Hospitals (SIC 806) are excluded from the 1982 Census of Service Industries.

**Offices of physicians (SIC 801)**—Establishments of licensed practitioners having the degree of M.D. or equivalent and engaged in the practice of general or specialized medicine and surgery. Establishments, such as group clinics, in which a group of physicians is associated for the purpose of practicing the profession, are included here. Clinics not owned by physicians are classified in Outpatient care facilities (SIC 808). Osteopathic physicians are classified in SIC 803.

Associations of physicians formed solely for the sharing of expenses (including payroll) and facilities, and not for the purpose of jointly practicing their profession, are also included here. Receipts are not applicable for these associations since their operations are funded by reimbursements from member firms, and not considered operating receipts for medical services provided; neither are such entities tabulated as separate operating establishments. However, their payroll and employment data are included in statistics presented for this category.

**Offices of dentists (SIC 802)**—Establishments of licensed practitioners having the degree of D.D.S. (or D.D. Sc.) or D.M.D. and engaged in the practice of general or specialized dentistry, including dental surgery. Associations of dentists formed for the sharing of expenses are also included (see SIC 801 for treatment of such associations).

**Offices of osteopathic physicians (SIC 803)**—Establishments of licensed practitioners having the degree D.O. and engaged in the practice of general or specialized osteopathic medicine.

**Offices of chiropractors (SIC 8041)**—Establishments of licensed practitioners engaged in the practice of chiropraxis.

**Offices of optometrists (SIC 8042)**—Establishments of licensed practitioners engaged in the practice of optometry. Establishments where receipts are primarily from the sale of optical goods prescribed as a result of eye examinations performed at another establishment are classified in Miscellaneous retail stores, n.e.c. (SIC 5999).

**Offices of health practitioners, n.e.c. (SIC 8049)**—Establishments of licensed health practitioners engaged in practice in health fields, not elsewhere classified, such as acupuncturists, chiropodists, midwives, nutritionists, occupational therapists, and psychologists.

**Skilled nursing care facilities (SIC 8051)**—Establishments primarily engaged in providing care and treatment for patients who require continuous health care with inpatient beds, but not hospital services. These establishments must have an organized medical staff, including physician services, and continuous nursing services. Included here are extended care facilities, as well as other types of continuous nursing care facilities.

**Nursing and personal care facilities, n.e.c. (SIC 8059)**—Establishments primarily engaged in providing some nursing and health-related personal care with inpatient beds, but not continuous nursing services. These establishments have at least one shift with a licensed or registered nurse to provide routine health care and observation. Included are rest homes, convalescent homes, and other institutions where health care is a major element. Residential facilities, such as homes for the retarded and aged, which provide personal care, but where health care is incidental, are classified in Residential care (SIC 836).

**Medical laboratories (SIC 8071)**—Establishments primarily engaged in providing professional, analytic, or diagnostic services to the medical profession or to the patient as prescribed by a physician. Laboratories engaged in the manufacture of medical or pharmaceutical products are included in the census of manufactures. Laboratories engaged in medical research are classified in Research and development laboratories (SIC 7391) or Noncommercial educational, scientific, and research organizations (SIC 892).

**Dental laboratories (SIC 8072)**—Establishments primarily engaged in making dentures and artificial teeth to order for the dental profession. The manufacture of teeth other than to order is classified in manufacturing.

**Outpatient care facilities (SIC 808)**—Establishments primarily engaged in outpatient care with permanent facilities and with medical services to provide diagnosis, treatment, or both for patients who are ambulatory and do not require inpatient care. Associations or groups formed primarily to provide medical or other health services to their members, and which themselves provide these services, are included. Health care programs which contract out the provision of services are classified in Accident and health insurance (SIC 6321) and are out of scope of the census. Included in this industry are alcoholism treatment clinics, family planning clinics, health maintenance organizations (HMO's), kidney treatment centers, medical clinics (not owned by licensed health practitioners), physical therapy clinics, and rehabilitation centers (medical treatment).

**Health and allied services, n.e.c. (SIC 809)**—Establishments primarily engaged in rendering health and allied services, n.e.c., such as blood banks, blood donor stations, childbirth preparation classes, medical photography and art, oxygen tent services, and visiting nurse associations. Establishments of registered or practical nurses in independent practice are classified in Offices of health practitioners, n.e.c. (SIC 8049). Ambulance services are classified in Local passenger transportation, n.e.c. (SIC 4119) and are out of scope.

## **Legal Services (SIC Major Group 81)**

This major group includes establishments engaged in offering legal advice or legal services, the head or heads of which are members of the bar. Associations of lawyers formed solely for the sharing of expenses (including payroll) and not for the purpose of jointly practicing their profession are also included. Receipts are not applicable for these associations since their operations are funded by reimbursements from member firms, and not considered operating receipts for legal services provided. Neither are such entities considered separate operating establishments; however, their payroll and employment data are included in statistics presented for this category. Nonprofit legal services (including legal aid societies) are classified here.

## **Selected Educational Services (SIC's 823, 824, 829)**

This grouping includes establishments furnishing formal academic or technical courses, correspondence schools, commercial and trade schools, and libraries. Elementary and secondary schools; colleges, universities, and professional schools; and junior colleges and technical institutes are out of scope of the census.

**Libraries and information centers (SIC 823)**—Establishments primarily engaged in lending books (free or fixed charge) and disseminating information to the general public, such as circulating libraries and centers for documentation.

**Correspondence schools (SIC 8241)**—Establishments primarily engaged in furnishing educational courses by mail. Offices maintained by such schools for the sale of correspondence courses are classified as auxiliary establishments and are not included here.

**Data processing schools (SIC 8243)**—Establishments primarily engaged in offering data processing courses in programming and in computer and peripheral equipment operation, including keypunch operation.

**Business and secretarial schools (SIC 8244)**—Establishments primarily engaged in offering courses in business machines operation (except data processing), office procedures, and secretarial and stenographic skills.

**Vocational schools, except vocational high schools, n.e.c. (SIC 8249)**—Establishments primarily engaged in offering specialized trade or commercial courses, not elsewhere classified, but not academic training. This industry includes apprentice training, aviation schools, commercial art schools, and practical nursing schools. Schools for the instruction of beauticians are classified in SIC 723; and barber schools in SIC 724.

**Schools and educational services, n.e.c. (SIC 829)**—Specialized nondegree granting schools, not elsewhere

classified, such as music schools, drama schools, language schools, and civil service and other short-term examination preparatory schools. Vocational counseling (excluding rehabilitation) is also included here. Educational testing is included in Management, consulting, and public relations services (SIC 7392).

## **Social Services (SIC Major Group 83)**

This major group includes establishments providing social services and rehabilitation services to those persons with social or personal problems requiring special services, and to the handicapped and the disadvantaged. Also included are organizations soliciting funds to be used directly for these and related services, as well as community development and planning agencies.

**Individual and family social services (SIC 832)**—Establishments primarily engaged in providing one or more of a variety of individual and family social, counseling, welfare, or referral services, including refugee, disaster, and temporary relief services. This industry also includes offices of specialists providing counseling and referral services and settlement houses, neighborhood centers, and senior citizens' centers. Organizations engaged in community improvement, neighborhood development, or social change are classified in Social services, n.e.c. (SIC 839).

**Job training and vocational rehabilitation services (SIC 833)**—Establishments primarily engaged in providing training and vocational rehabilitation services for the unemployed, the underemployed, the handicapped, and to persons who have a job market disadvantage because of lack of education, job skill or experience, skill obsolescence, or personal characteristics or problems. Included are upgrading and job development services, skill training, world-of-work orientation, and vocational rehabilitation counseling. Also included are establishments primarily engaged in providing work experience for rehabilitees, as well as offices of specialists providing rehabilitation and job counseling.

**Child day care services (SIC 835)**—Establishments primarily engaged in care of infants or children, or in providing prekindergarten education where medical care or delinquency correction is not a major element. These establishments may or may not have substantial educational programs. Establishments providing babysitting services are classified in Miscellaneous personal services (SIC 7299).

**Residential care (SIC 836)**—Establishments primarily engaged in the provision of residential social and personal care for children, the aged, and special categories of persons with some limits on ability for self-care, but where medical care is not a major element. Included here are group foster homes; halfway group homes; homes for the retarded, the aged, the deaf, and blind; juvenile correctional homes; and rehabilitation (residential) centers.

**Social services, n.e.c. (SIC 839)**—Establishments primarily engaged in providing social services, not elsewhere classified, including community improvement, social change, and neighborhood development. Also included are organizations primarily engaged in soliciting contributions on their own account and administering appropriations and allocating funds among other agencies engaged in social welfare services; establishments primarily engaged in the prevention of criminal or antisocial behavior; and regional planning agencies. Establishments which raise funds on a fee basis are classified in Business services, n.e.c. (SIC 7399). Civic, social, fraternal and political organizations are included in Major Group 86, Membership Organizations.

Philanthropic trusts and foundations are out of scope and classified in Major Group 67, Holding and Other Investment Offices, unless they are actually engaged in providing social welfare services.

### **Noncommercial Museums, Art Galleries, and Botanical and Zoological Gardens (SIC Major Group 84)**

This major group includes museums, art galleries, and botanical and zoological gardens, which are not operated commercially. Funding of these establishments is not primarily from admission charges. These establishments are of historical, educational, or cultural interest.

**Noncommercial museums and art galleries (SIC 8411)**—Establishments primarily engaged in noncommercial operation of museums and art galleries. Historical, cultural, and educational societies whose functions are primarily providing attractions for the public (funded primarily through contributions and grants) are included here. Establishments primarily operating museums and art galleries commercially (funded primarily from admissions) are included in Amusement and recreation services, n.e.c. (SIC 7999). Art galleries or art dealers primarily selling to the general public are classified in retail trade.

**Noncommercial arboreta, botanical and zoological gardens (SIC 8421)**—Establishments primarily engaged in the noncommercial operation of arboreta and botanical and zoological gardens. Establishments primarily operating commercial exhibits (funded primarily from admissions) are included in Amusement and recreation services, n.e.c. (SIC 7999).

### **Selected Membership Organizations (SIC's 861, 862, 864, 869)**

This grouping includes organizations operating on a membership basis for the promotion of the interests of the members. Also included are organizations which are not operated on a membership basis, but for the promotion of the interests of a constituency or group of supporters. This grouping does not include establishments operated by membership organizations which are elsewhere classified, such as hotels open to the general public, golf and country clubs, fraternity and sorority houses, and credit unions.

Establishments of religious organizations operated for worship or for promotion of religious activities, such as churches, convents, religion schools and missions, are classified in Religious organizations (SIC 866) and are out of scope of the census. Also excluded are Labor unions and similar labor organizations (SIC 863) and Political organizations (SIC 865).

**Business associations (SIC 861)**—Membership organizations engaged in promoting business interests of their members, such as better business bureaus, boards of trade, chambers of commerce, industrial standards committees, merchants associations, real estate boards, and trade associations. Farmers' cooperative marketing associations are classified in wholesale trade. Security and commodity exchanges are classified in SIC 623 and are out of scope. Civic and social businessmen's clubs are included in Civic, social, and fraternal organizations (SIC 864).

**Professional membership organizations (SIC 862)**—Membership organizations of professional persons for the advancement of the interests of their profession, such as bar associations, engineering associations, and scientific membership organizations.

**Civic, social, and fraternal associations (SIC 864)**—Membership organizations engaged in civic, social, or fraternal activities, such as alumni associations, citizens' associations, fraternities, scout organizations, singing societies, university clubs, veterans' organizations, youth associations, consumer education and public advocacy groups (except organizations primarily engaged in research). Bars and restaurants owned and operated by organizations, for members and guests only, are also classified here. Hotels and lodging houses operated by organizations for members and their guests, including fraternity and sorority houses, are classified in Organization hotels and lodging houses, on membership basis (SIC 704). Membership sports and recreation clubs are classified in SIC 7997.

**Membership organizations, n.e.c. (SIC 869)**—Membership organizations, not elsewhere classified, such as athletic regulatory associations, automobile owners' associations, farm bureaus, historical clubs, and humane societies.

### **Miscellaneous Services (SIC Major Group 89)**

This major group includes establishments engaged in performing services, not elsewhere classified, such as those rendered by engineers, architects, surveyors, accountants, artists, lecturers, and writers, and establishments primarily engaged in noncommercial educational, scientific, and other general welfare research activities.

**Engineering, architectural, and surveying services (SIC 891)**—Establishments primarily performing professional services in the fields of architecture, engineering, and land

surveying. Graphic arts and related design are classified in SIC 7333; drafting services, in SIC 7399; systems engineering or design (not computer related), in SIC 7392; and computer related systems engineering or design, in SIC 7372. Establishments primarily engaged in construction contracting are classified in construction. Landscape architects are classified in agricultural services.

For large geographic areas, data are presented for the following subdivisions of this classification:

1. Architectural services.
2. Engineering services.
3. Surveying services.


**Noncommercial educational, scientific, and research organizations (SIC 892)**—Establishments primarily engaged in noncommercial research into and dissemination of information for public health, education, or general welfare, such as archaeological expeditions, educational research, medical research, and research institutes. Establishments included here operate primarily on funds from endowments, contributions, and grants. Establishments primarily engaged in physical research on a contract or fee (commercial) basis are included in Research and development laboratories (SIC 7391), and those primarily engaged in nonphysical research on a commercial basis are included in Management, consulting, and public relations services (SIC 7392).

**Accounting, auditing, and bookkeeping services (SIC 893)**—Establishments primarily engaged in furnishing accounting, auditing, or bookkeeping services. Such establishments may, as part of providing such service, use

data processing and tabulation techniques, although those techniques do not qualify as primary activities. Establishments primarily providing income tax preparation services for individuals without accounting, auditing, and bookkeeping services are classified in Miscellaneous personal services (SIC 7299).

**Services, n.e.c. (SIC 899)**—Establishments primarily providing services, not elsewhere classified, such as artists (excluding commercial and medical artists), authors, scientific consultants (working on their own account), inventors, lecturers, music arrangers, newspaper columnists, radio commentators, song writers, weather forecasters, and writers. Establishments primarily providing commercial art services are classified in Commercial photography, art, and graphics (SIC 7333); writers of advertising copy who also place advertising with the media are classified in Advertising agencies (SIC 7311); business and management consultants are classified in Management, consulting and public relations services (SIC 7392), engineering consultants in Engineering, architectural, and surveying services (SIC 891); computer consulting in Computer related services, n.e.c. (SIC 7379); and advertising consulting in Advertising agencies (SIC 7311).

There is evidence that among small employer establishments (for which kind-of-business information is obtained from administrative records), many service establishments are classified incorrectly in this industry because there is insufficient information to determine the correct kind-of-business classification. Therefore, the published data probably overstate the number of establishments and level of activity for this category.



# APPENDIX B. General Questions



U.S. DEPARTMENT OF COMMERCE  
BUREAU OF THE CENSUS  
FORM

## 1982 CENSUS OF SERVICE INDUSTRIES

O. M. B. APPROVAL NO. 0607-0383 EXPIRES 11/84

**NOTICE** - Response to this inquiry is required by law (title 13, U.S. Code). By the same law, your report to the Census Bureau is confidential. It may be seen only by sworn Census employees and may be used only for statistical purposes. The law also provides that copies retained in your files are immune from legal process.

In correspondence pertaining to this report please refer to this Census File Number (CFN)

Employer Identification (EI) Number

Please complete this form and RETURN TO

**BUREAU OF THE CENSUS**  
1201 East Tenth Street  
Jeffersonville, Indiana 47134

**DUE DATE:** FEBRUARY 15, 1983

If you cannot file by the due date, a time extension request should be sent to the above address; please include your 11-digit Census File Number (CFN).

**Note** - Please read the accompanying instructions before answering the questions.

*Please correct errors in name, address, and ZIP code. ENTER street and number if not shown.*

**Item 1 - EMPLOYER IDENTIFICATION NUMBER**

Is the Employer Identification (EI) Number shown in the label the SAME as that used for this establishment on its latest 1982 Employer's Quarterly Federal Tax Return, Treasury Form 941?

094 1  YES 2  NO - Enter current EI No. (9 digits)

**Item 4 - ORGANIZATIONAL STATUS**

Mark (X) the ONE box which best describes this establishment during 1982.

003 1  Individual proprietorship 0  Corporation  
2  Partnership 9  Other - Specify  
5  Government - Specify

**Item 2 - PHYSICAL LOCATION OF ESTABLISHMENT**

Answer items a, b, c, and d

**NOTE:** P.O. boxes or rural routes are not physical locations.

a.  Same as shown in mailing label. If different, indicate change.

NUMBER AND STREET

CITY TOWN VILLAGE ETC. STATE ZIP CODE

b. Is this establishment physically located inside the legal boundaries of the city, town, village, etc.?

095 1  YES 2  NO 3  No legal boundaries 4  Don't know

c. Type of municipality where physically located

096 1  City, village, 2  Town or or borough 3  Other or township don't know

d. Name of county where physically located

**Item 5 - TAX STATUS**

a. Is this establishment operated on a not-for-profit basis?

005 1  YES 2  NO - SKIP to item 6

b. Was all or part of the income of this establishment or organization exempt from Federal income taxes under section 501 or 521 of the Internal Revenue Code?

004 1  YES 2  NO

**HOW TO REPORT DOLLAR FIGURES**

Value figures may be reported in dollars or rounded to thousands. Example: If a figure is \$1,125,628, report either

Mil- lions (,000)	Thou- sands (,000)	Dol- lars (,000)
1	126	
1	125	628

Preferred  
Acceptable

**Item 6 - DOLLAR VOLUME**

If the answer to item 5b was "YES," skip to part b; otherwise, complete part a and skip to item 7.

a. **OPERATING RECEIPTS** of taxable establishments in 1982

Mil. Thou. Dol.

010

b. **REVENUE and EXPENSES** of tax-exempt establishments

010

(1) **REVENUE** in 1982

040

(2) **EXPENSES** in 1982 (including payroll)

**Item 7 - PAYROLL AND EMPLOYMENT**

a. Payroll in 1982, before deductions

Mil. Thou. Dol.

030

(1) Total **ANNUAL** payroll

031

(2) **FIRST QUARTER** payroll

b. **Employment in 1982**

Number

Number of paid employees for the pay period including March 12, 1982. (Include both full- and part-time employees.)

032

**Item 8 - KIND OF BUSINESS OR ACTIVITY**

Mark (X) the ONE box which best describes the activity that accounted for this establishment's MAJOR portion of receipts or revenue in 1982.

(Categories appropriate to individual form)

**Item 3 - OPERATIONAL STATUS**

a. How many months during 1982 did this firm or organization actively operate this establishment?

Number of months

002

b. Mark (X) the ONE box which best describes this establishment at the end of 1982.

001 1  In operation  
2  Temporarily or seasonally inactive  
3  Ceased operation - Give date →  
4  Sold or leased to another operator - Give date at right AND enter name, etc., below

Figures only

Month Day Year

NAME OF NEW OWNER OR OPERATOR

NUMBER AND STREET

CITY STATE ZIP CODE

PENALTY FOR FAILURE TO REPORT

CONTINUE ON PAGE 2 →

(Items 9 through 15 (where applicable) vary by form and contain questions on data such as sources of receipts, hotel rooms, laundry equipment, exported services, theater capacity, and personnel and payroll by type.)

The following items represent the last three items (although item numbers vary) used on all forms.

**NOTE** Answer item 13 only if your Census File Number (CFN), shown in the address label of this report form, begins with a zero.

**Item 13 – OWNERSHIP, CONTROL, AND LOCATIONS OF OPERATION**

a. Is this establishment owned or controlled by another entity? 097 1  YES → 2  NO

ENTER OWNING OR CONTROLLING ENTITY NAME, ADDRESS, AND ZIP CODE

EI No. (9 digits) [ ] - [ ] [ ] [ ] [ ] [ ] [ ] [ ] [ ] [ ]

b. Does this establishment own or control any other entity or entities? 098 1  YES → 2  NO

ENTER OWNED OR CONTROLLED ENTITY NAME, ADDRESS, AND ZIP CODE

EI No. (9 digits) [ ] - [ ] [ ] [ ] [ ] [ ] [ ] [ ] [ ] [ ]

c. How many establishments were operated under the EI Number shown in the address label (or as corrected in item 1) at the end of 1982? → 079

Number

If more than one, provide the physical location address and other information indicated below for each establishment. Continue with same format in item 14 (or attach a separate sheet) if necessary.

1	NAME, ADDRESS, AND ZIP CODE	1982	Mil.	Thou.	Dol.
		Receipts or revenue	081		
KIND-OF-BUSINESS DESCRIPTION		Annual payroll	082		
		Census use	088		

2	NAME, ADDRESS, AND ZIP CODE	1982	Mil.	Thou.	Dol.
		Receipts or revenue	081		
KIND-OF-BUSINESS DESCRIPTION		Annual payroll	082		
		Census use	088		

**Item 14 – REMARKS** – Please use this space for any explanations that may be essential in understanding your reported data.

**Item 15 – CERTIFICATION** – This report is substantially accurate and has been prepared in accordance with instructions.

Name of person to contact regarding this report – *Print or type*

Period covered by this report → FROM: Mo. Year TO: Mo. Year

Telephone → Area code Number Extension Signature of authorized person Date

FORM

U.S. GOVERNMENT PRINTING OFFICE: 1982-559-111/33



# APPENDIX C.

## Kind-of-Business Titles and Reporting-Form Numbers

Listed below are service industries kind-of-business titles and their corresponding reporting-form numbers. Requests for copies of any of these forms, including the inquiries used to classify establishments by kind of business, should be directed to the Business Division, Bureau of the Census, Washington, D.C. 20233.

SIC code	Title	Reporting form CB-	SIC code	Title	Reporting form CB-
70	HOTELS, ROOMING HOUSES, CAMPS, AND OTHER LODGING PLACES		73	BUSINESS SERVICES--Con.	
7011 pt.	Hotels, 25 guestrooms or more.....	7001	7392 pt.	Management and administrative services.....	7306
7011 pt.	Hotels, less than 25 guestrooms.....	7001	7392 pt.	Public relations services.....	7306
7011 pt.	Motels, tourist courts.....	7001	7392 pt.	Management consulting services.....	7306
7011 pt.	Motor hotels.....	7001	7392 pt.	Economic and sociological research.....	7306
702	Rooming and boarding houses.....	7002	7393 pt.	Detective agencies and guard services.....	7308
7032	Sporting and recreational camps.....	7002	7393 pt.	Armored car services.....	7308
7033	Trailing parks and camp sites for transients....	7002	7393 pt.	Burglar and fire alarm systems.....	7308
704	Organization hotels and lodging houses, on membership basis.....	7002	7394 pt.	Equipment rental.....	7307
			7394 pt.	Equipment leasing, except finance leasing.....	7307
			7394 pt.	Leasing and rental of heavy construction equipment without operators.....	7307
72	PERSONAL SERVICES		7394 pt.	Rental of heavy construction equipment with operators.....	7307
7211	Power laundries, family and commercial.....	7201	7395	Photofinishing laboratories.....	7303
7212	Garment pressing and agents for laundries and dry cleaners.....	7201	7396	Trading stamp services (sales offices).....	7308
7213	Linen supply.....	7201	7397	Testing laboratories and facilities.....	7305
7214	Diaper service.....	7201	7399 pt.	Sign painting shops.....	7308
7215 pt.	Coin-operated laundries and dry-cleaning stores....	7201	7399 pt.	Interior designing.....	7308
7215 pt.	Coin-operated laundry machine routes.....	7201	7399 pt.	Telephone answering services.....	7308
7216	Dry-cleaning plants, except rug cleaning.....	7201	7399 pt.	Water softening services.....	7308
7217	Carpet and upholstery cleaning.....	7201	7399 pt.	Packaging and labeling services.....	7308
7218	Industrial launderers.....	7201	7399 pt.	Miscellaneous business services, n.e.c.....	7308
7219	Laundry and garment services, n.e.c.....	7201	75	AUTOMOTIVE REPAIR, SERVICES, AND GARAGES	
			7512 pt.	Passenger car rental, without drivers.....	7501
722	Photographic studios, portrait.....	7303	7512 pt.	Passenger car leasing, except finance leasing.....	7501
723	Beauty shops.....	7203	7513 pt.	Truck rental, without drivers.....	7501
724	Barber shops.....	7203	7513 pt.	Truck leasing, except finance leasing.....	7501
725	Shoe repair, shoe shine, and hat-cleaning shops....	7203	7519	Utility trailer and recreational vehicle rental....	7501
726	Funeral service and crematories.....	7202	7523	Parking lots.....	7502
729 pt.	Reducing salons and health clubs, except resorts...	7203	7525	Parking structures.....	7502
729 pt.	Tax preparation services.....	7203	7531	Top and body repair shops.....	7503
729 pt.	Other personal services, n.e.c.....	7203	7534	Tire retreading and repair shops.....	7503
			7535	Paint shops.....	7503
73	BUSINESS SERVICES		7538 pt.	General automotive repair shops, except diesel....	7503
7311	Advertising agencies.....	7301	7538 pt.	Diesel repair shops.....	7503
7312	Outdoor advertising services.....	7301	7539 pt.	Auto electrical and fuel system services.....	7503
7313	Radio, TV, publishers' advertising representatives.	7301	7539 pt.	Radiator repair.....	7503
7319	Advertising, n.e.c.....	7301	7539 pt.	Glass replacement and repair.....	7503
			7539 pt.	Brake, front end, and wheel alignment.....	7503
732 pt.	Adjustment and collection agencies.....	7302	7539 pt.	Exhaust system services (muffler shops).....	7503
732 pt.	Mercantile reporting agencies.....	7302	7539 pt.	Transmission repair shops.....	7503
732 pt.	Consumer credit reporting agencies.....	7302	7542	Other automotive repair shops, n.e.c.....	7503
			7549	Car washes.....	7503
7331	Direct mail advertising services.....	7308	76	MISCELLANEOUS REPAIR SERVICES	
7332	Blueprinting and photocopying services.....	7308	7622	Radio and TV repair shops.....	7600
7333 pt.	Commercial photography.....	7303	7623	Refrigeration and air-conditioning repair shops.....	7600
7333 pt.	Commercial art.....	7303	7629	Electrical and electronic repair shops, n.e.c.....	7600
7333 pt.	Graphic arts and related design and commercial photography, n.e.c.....	7303	763	Watch, clock, and jewelry repair.....	7600
7339	Stenographic services; and reproduction services, n.e.c.....	7308	764	Reupholstery and furniture repair.....	7600
			7692	Welding repair.....	7600
7341	Window cleaning.....	7308	7694	Armature rewinding shops.....	7600
7342	Disinfecting and exterminating services.....	7308	7699 pt.	Farm machinery and equipment repair shops.....	7600
7349	Cleaning and maintenance services, n.e.c.....	7308	7699 pt.	Lawnmower, saw, knife, tool sharpening and repair.....	7600
735	News syndicates.....	7308	7699 pt.	Sewer and septic tank cleaning services.....	7600
7361	Employment agencies.....	7308	7699 pt.	Other repair and related services, n.e.c.....	7600
7362 pt.	Office help supply services.....	7308			
7362 pt.	Help supply, except office workers.....	7308			
7369	Facilities management services.....	7308			
7372	Computer programming and other software services...	7304			
7374 pt.	Data processing services, except facilities management.....	7304			
7374 pt.	Computer facilities management.....	7304			
7379	Computer related services, n.e.c.....	7304			
7391	Research and development laboratories.....	7305			

SIC code	Title	Reporting form CB-	SIC code	Title	Reporting form CB-
78	MOTION PICTURES		80	HEALTH SERVICES, EXCEPT HOSPITALS--Con.	
7813	Motion picture production, except for TV.....	7801	8051	Skilled nursing care facilities.....	8004
7814	Motion picture, tape production for TV.....	7801	8059	Nursing and personal care facilities, n.e.c.....	8004
7819	Services allied to motion picture production.....	7802	8071	Medical laboratories.....	8003
7823	Motion picture film exchanges.....	7801	8072	Dental laboratories.....	8003
7824	Film or tape distribution for TV.....	7801	808	Outpatient care facilities.....	8004
7829	Services allied to motion picture distribution.....	7802	809	Health and allied services, n.e.c.....	8004
7832	Motion picture theaters, except drive-in.....	7803			
7833	Drive-in motion picture theaters.....	7803	81	LEGAL SERVICES	
79	AMUSEMENT AND RECREATION SERVICES, EXCEPT MOTION PICTURES		81 pt.	Offices of lawyers.....	8100
			81 pt.	Legal aid societies and similar legal services.....	8100
791 pt.	Public dance halls or ballrooms.....	7905			
791 pt.	Dance schools, including children's and professionals'.....	7905	823, 4, 9	SELECTED EDUCATIONAL SERVICES	
7922 pt.	Producers of live theatrical productions.....	7901	823	Libraries and information centers.....	8200
7922 pt.	Producers of radio and TV shows, except tape.....	7901	8241	Correspondence schools.....	8200
7922 pt.	Artists' and entertainers' managers or agents, concert bureaus, booking agents.....	7901	8243	Data processing schools.....	8200
7922 pt.	Other theatrical services.....	7901	8244	Business and secretarial schools.....	8200
7929 pt.	Dance groups and artists.....	7901	8249	Vocational schools, except vocational high schools, n.e.c.....	8200
7929 pt.	Symphony orchestras, opera companies, and chamber music organizations.....	7901	829	Schools and educational services, n.e.c.....	8200
7929 pt.	Other music and entertainment presentations.....	7901			
7932	Billiard and pool establishments.....	7902	83	SOCIAL SERVICES	
7933	Bowling alleys.....	7902	832	Individual and family social services.....	8300
7941 pt.	Baseball clubs.....	7902	833	Job training and vocational rehabilitation services.....	8300
7941 pt.	Football clubs.....	7902	835	Child day care services.....	8300
7941 pt.	Other professional sports clubs.....	7902	836	Residential care.....	8300
7941 pt.	Managers and promoters.....	7902	839	Social services, n.e.c.....	8300
7948 pt.	Auto racetrack operation.....	7902			
7948 pt.	Horse racetrack operation.....	7902	84	NONCOMMERCIAL MUSEUMS, ART GALLERIES, AND BOTANICAL AND ZOOLOGICAL GARDENS	
7948 pt.	Dog racetrack operation.....	7902	8411	Noncommercial museums and art galleries.....	7904
7948 pt.	Racing stables and racing, n.e.c.....	7902	8421	Noncommercial arboreta, botanical, and zoological gardens.....	7904
7992	Public golf courses.....	7905			
7993	Coin-operated amusement device operators.....	7905			
7996	Amusement parks.....	7902			
7997	Membership sports and recreation clubs.....	7903			
7999 pt.	Concession operators of amusement devices, rides... Carnivals and circuses.....	7905	86	SELECTED MEMBERSHIP ORGANIZATIONS	
7999 pt.	Fairs.....	7905	861	Business associations.....	8600
7999 pt.	Commercial museums, art galleries, and botanical and zoological gardens.....	7904	862	Professional membership organizations.....	8600
7999 pt.	Roller skating rinks.....	7905	864	Civic, social, and fraternal associations.....	8600
7999 pt.	Ice skating rinks.....	7905	869	Membership organizations, n.e.c.....	8600
7999 pt.	Other amusement and recreation services, n.e.c.....	7905			
80	HEALTH SERVICES, EXCEPT HOSPITALS		89	MISCELLANEOUS SERVICES	
801	Offices of physicians.....	8001	891 pt.	Architectural services.....	8901
802	Offices of dentists.....	8002	891 pt.	Engineering services.....	8901
803	Offices of osteopathic physicians.....	8001	891 pt.	Surveying services.....	8901
8041	Offices of chiropractors.....	8001	892	Noncommercial educational, scientific, and research organizations.....	7305
8042	Offices of optometrists.....	8001	893	Accounting, auditing, and bookkeeping services.....	8902
8049	Offices of health practitioners, n.e.c.....	8001	899	Services, n.e.c.....	8902

# APPENDIX D.

## Standard Consolidated Statistical Areas and Standard Metropolitan Statistical Areas

[Titles and definitions shown for SCSA's and SMSA's are those established by the Office of Management and Budget, as of January 1982]

### Standard Consolidated Statistical Areas

SCSA and definition

#### New York-Newark-Jersey City, N.Y.-N.J.-Conn.

Jersey City, N.J., SMSA  
Long Branch-Asbury Park, N.J., SMSA  
Nassau-Suffolk, N.Y., SMSA  
New Brunswick-Perth Amboy-Sayreville, N.J., SMSA  
New York, N.Y.-N.J., SMSA  
Newark, N.J., SMSA  
Norwalk, Conn., SMSA  
Paterson-Clifton-Passaic, N.J., SMSA  
Stamford, Conn., SMSA

#### Philadelphia-Wilmington-Trenton, Pa.-Del.-N.J.-Md.

Philadelphia, Pa.-N.J., SMSA  
Trenton, N.J., SMSA  
Wilmington, Del.-N.J.-Md., SMSA

### Standard Metropolitan Statistical Areas

SMSA and definition

SMSA and definition

#### Allentown-Bethlehem-Easton, Pa.-N.J.

Warren County, N.J.  
Carbon County, Pa.  
Lehigh County, Pa.  
Northampton County, Pa.

#### Atlantic City, N.J.

Atlantic County, N.J.

#### Jersey City, N.J.

Hudson County, N.J.

#### Long Branch-Asbury Park, N.J.

Monmouth County, N.J.

#### New Brunswick-Perth Amboy-Sayreville, N.J.

Middlesex County, N.J.

#### New York, N.Y.-N.J.

Bergen County, N.J.  
Bronx County, N.Y.  
Kings County, N.Y.  
New York County, N.Y.  
Putnam County, N.Y.  
Queens County, N.Y.  
Richmond County, N.Y.  
Rockland County, N.Y.  
Westchester County, N.Y.

#### Newark, N.J.

Essex County, N.J.  
Morris County, N.J.  
Somerset County, N.J.  
Union County, N.J.

#### Paterson-Clifton-Passaic, N.J.

Passaic County, N.J.

#### Philadelphia, Pa.-N.J.

Burlington County, N.J.  
Camden County, N.J.  
Gloucester County, N.J.  
Bucks County, Pa.  
Chester County, Pa.  
Delaware County, Pa.  
Montgomery County, Pa.  
Philadelphia County, Pa.

#### Trenton, N.J.


Mercer County, N.J.

#### Vineland-Millville-Bridgeton, N.J.

Cumberland County, N.J.

#### Wilmington, Del.-N.J.-Md.

New Castle County, Del.  
Cecil County, Md.  
Salem County, N.J.



# APPENDIX E.

## Percent of Receipts/Revenue Based on Administrative Records and Estimation for the State: 1982

**Table E-1. Firms Subject to Federal Income Tax**

[Includes only establishments with payroll. For meaning of abbreviations and symbols, and for more information on reliability of data, see introductory text]

SIC code	Kind of business or operation	Percent of receipts†—		SIC code	Kind of business or operation	Percent of receipts†—	
		From administrative records <sup>1</sup>	Estimated <sup>2</sup>			From administrative records <sup>1</sup>	Estimated <sup>2</sup>
	<b>Total</b> .....	1	1	<b>73</b>	<b>Business services—Con.</b>		
<b>70</b>	<b>Hotels, motels, and other lodging places</b> .....	<b>0</b>	<b>1</b>	7394	Equipment rental and leasing services .....	1	1
7011	Hotels, motor hotels, and motels .....	0	0	7394 pt.	Equipment rental .....	1	1
7011 pt.	Hotels .....	0	1	7394 pt.	Equipment leasing, except finance leasing .....	0	1
7011 pt.	Hotels, 25 guestrooms or more .....	0	0	7394 pt.	Leasing and rental of heavy construction equipment without operators .....	0	1
7011 pt.	Hotels, less than 25 guestrooms .....	1	3	7394 pt.	Rental of heavy construction equipment with operators .....	2	1
7011 pt.	Motels, motor hotels, and tourist courts .....	1	3				
7011 pt.	Motels, tourist courts .....	2	2	Other 73	Other business services .....	1	1
7011 pt.	Motor hotels .....	0	4	732	Credit reporting, collection agencies .....	0	0
702, 3, 4	Other lodging places .....	2	1	732 pt.	Adjustment and collection agencies .....	1	2
703	Trailer parks and camps .....	2	1	732 pt.	Mercantile reporting agencies .....	(D)	(D)
7032	Sporting and recreational camps .....	2	2	732 pt.	Consumer credit reporting agencies .....	(D)	(D)
7033	Trailer parks and camp sites for transients .....	3	1	7331	Direct mail advertising services .....	2	1
702, 4	Rooming, boarding, and membership lodging .....	2	2	7332	Blueprinting and photocopying services .....	1	2
702	Rooming and boarding houses .....	(D)	(D)				
704	Organization hotels and lodging houses, on membership basis .....	(D)	(D)	7333	Commercial photography, art, and graphics .....	1	1
				7333 pt.	Commercial photography .....	1	2
<b>72</b>	<b>Personal services</b> .....	<b>1</b>	<b>1</b>	7333 pt.	Commercial art .....	2	0
721	Laundry, cleaning, and garment services .....	1	1	7333 pt.	Graphic arts and related design and commercial photography, n.e.c. .....	2	1
7215	Coin-operated laundries and dry cleaning .....	1	0				
7215 pt.	Coin-operated laundries and dry-cleaning stores .....	2	1	7339	Stenographic services; and reproduction services, n.e.c. .....	1	0
7215 pt.	Coin-operated laundry machine routes .....	0	0	736	Personnel supply services .....	0	1
721 ex.	Other laundry, cleaning, and garment services .....	1	1	7361	Employment agencies .....	1	1
7215				7362	Help supply services .....	0	0
7211	Power laundries, family and commercial* .....	0	1	7362 pt.	Office help supply services .....	0	0
7216	Dry-cleaning plants, except rug cleaning* .....	1	1	7362 pt.	Help supply, except office workers .....	0	0
Other 721	Laundry and cleaning services, n.e.c.* .....	0	2	7369	Facilities management services .....	0	1
7212	Garment pressing and agents for laundries and dry cleaners .....	2	3	7391	Research and development laboratories .....	0	2
7213	Linen supply* .....	0	2	7397	Testing laboratories and facilities .....	0	1
7217	Carpet and upholstery cleaning .....	1	3	7393	Detective agencies and protective services .....	0	1
7218	Industrial laundries* .....	0	1	7393 pt.	Detective agencies and guard services .....	1	1
7214, 9	Other laundry, garment services, including diaper* .....	2	0	7393 pt.	Armored car services .....	0	1
7214	Diaper service* .....	(D)	(D)	7393 pt.	Burglar and fire alarm systems .....	0	2
7219	Laundry and garment services, n.e.c. .....	(D)	(D)				
722	Photographic studios, portrait .....	1	1	7395	Photofinishing laboratories* .....	0	1
723, 4	Beauty and barber shops .....	3	1	7399 pt.	Sign painting shops .....	2	1
723	Beauty shops .....	3	1	7399 pt.	Interior designing .....	3	1
724	Barber shops .....	4	1	7399 pt.	Telephone answering services .....	0	1
725	Shoe repair, shoe shine, and hat-cleaning shops .....	3	1	735, 7396,	Other business services, n.e.c. .....	1	1
726	Funeral service and crematories .....	1	0	7399 pt.			
729	Miscellaneous personal services .....	1	1	735	News syndicates .....	0	6
729 pt.	Reducing salons and health clubs, except resorts .....	0	1	7396	Trading stamp services (sales offices) .....	0	0
729 pt.	Tax preparation services .....	0	0	7399 pt.	Water softening services .....	1	0
729 pt.	Other personal services, n.e.c. .....	1	2	7399 pt.	Packaging and labeling services .....	1	0
				7399 pt.	Miscellaneous business services, n.e.c. .....	1	1
<b>73</b>	<b>Business services</b> .....	<b>1</b>	<b>1</b>	<b>75</b>	<b>Automotive repair, services, and garages</b> .....	<b>1</b>	<b>1</b>
731	Advertising .....	0	1	751	Automotive rental and leasing, without drivers .....	0	1
7311	Advertising agencies .....	0	2	7512 pt.	Passenger car rental, without drivers .....	0	1
7312	Outdoor advertising services .....	0	0	7512 pt.	Passenger car leasing, except finance leasing .....	0	0
7313	Radio, TV, publishers' advertising representatives .....	0	0	7513 pt.	Truck rental, without drivers .....	0	1
7319	Advertising, n.e.c. .....	1	2	7513 pt.	Truck leasing, except finance leasing .....	0	1
				7519	Utility trailer and recreational vehicle rental .....	0	1
734	Services to dwellings and other buildings .....	1	1	752	Automobile parking .....	0	6
7341	Window cleaning .....	1	0	7523	Parking lots .....	0	6
7342	Disinfecting and exterminating services .....	2	0	7525	Parking structures .....	0	4
7349	Cleaning and maintenance services, n.e.c. .....	1	1				
737	Computer and data processing services .....	0	1	753	Automotive repair shops .....	2	1
7372	Computer programming and other software services .....	0	2	7538	General automotive repair shops .....	2	1
7374	Data processing services .....	0	1	7538 pt.	General automotive repair shops, except diesel .....	2	1
7374 pt.	Data processing services, except facilities management .....	0	1	7538 pt.	Diesel repair shops .....	1	1
7374 pt.	Computer facilities management .....	0	0	7531	Top and body repair shops .....	1	1
7379	Computer related services, n.e.c. .....	0	1				
7392	Management, consulting, and public relations services .....	1	2	7534, 5, 9	Other automotive repair shops .....	1	1
7392 pt.	Management and administrative services .....	0	2	7534	Tire retreading and repair shops .....	1	0
7392 pt.	Public relations services .....	3	1	7535	Paint shops .....	1	1
7392 pt.	Management consulting services .....	1	2	7539 pt.	Auto electrical and fuel system services .....	2	1
7392 pt.	Economic and sociological research .....	1	2	7539 pt.	Radiator repair .....	2	2
7392 pt.	Consulting services, n.e.c. .....	3	3	7539 pt.	Glass replacement and repair .....	1	1
				7539 pt.			
				7539 pt.	Brake, front end, and wheel alignment .....	1	3
				7542	Exhaust system services (muffler shops) .....	2	2
				7549	Transmission repair shops .....	2	2
					Other automotive repair shops, n.e.c. .....	3	1
					Automotive services, except repair .....	2	2
					Car washes .....	2	1
					Other automotive services .....	3	2

See footnotes at end of table.

**Table E-1. Firms Subject to Federal Income Tax—Con.**

[Includes only establishments with payroll. For meaning of abbreviations and symbols, and for more information on reliability of data, see introductory text]

SIC code	Kind of business or operation	Percent of receipts‡—		SIC code	Kind of business or operation	Percent of receipts‡—	
		From administrative records <sup>1</sup>	Estimated <sup>2</sup>			From administrative records <sup>1</sup>	Estimated <sup>2</sup>
76	Miscellaneous repair services -----	2	1	78, 79	Amusement and recreation services, including motion pictures—Con.		
762	Electrical and electronic repair shops -----	1	2	79 ex. 792, 3	Commercial sports and other amusement and recreation services—Con.		
7622	Radio and TV repair shops -----	1	1	79 ex. 792, 3, 4	Other amusement and recreation services -----	1	1
7623, 9	Other electrical and electronic repair shops -----	2	2	791	Dance halls, studios, and schools -----	1	1
7623	Refrigeration and air-conditioning repair shops -----	3	1	791 pt.	Public dance halls or ballrooms -----	0	0
7629	Electrical and electronic repair shops, n.e.c. -----	1	2	791 pt.	Dance schools, including children's and professionals' -----	1	1
764	Reupholstery and furniture repair -----	3	1	7992	Public golf courses -----	1	1
763, 9	Other repair shops and related services -----	2	1	7993	Coin-operated amusement device operators -----	0	0
763	Watch, clock, and jewelry repair -----	4	2	7996	Amusement parks -----	0	0
769	Miscellaneous repair and related services -----	2	1	7997	Membership sports and recreation clubs -----	1	1
7692	Welding repair -----	1	0	7999	Amusement and recreation services, n.e.c. -----	3	1
7694	Armature rewinding shops -----	0	0	7999 pt.	Concession operators of amusement devices, rides -----	1	2
7699	Repair shops and related services, n.e.c. -----	2	1	7999 pt.	Carnivals, circuses, and fairs -----	1	1
7699 pt.	Farm machinery and equipment repair shops -----	3	0	7999 pt.	Carnivals and circuses -----	(D)	(D)
7699 pt.	Lawnmower, saw, knife, tool sharpening and repair -----	3	1	7999 pt.	Fairs -----	(D)	(D)
7699 pt.	Sewer and septic tank cleaning services -----	1	1	7999 pt.	Other commercial recreation and amusements -----	3	1
7699 pt.	Other repair and related services, n.e.c. -----	2	1	7999 pt.	Commercial museums, art galleries, and botanical and zoological gardens -----	(D)	(D)
78, 79	Amusement and recreation services, including motion pictures -----	1	1	7999 pt.	Roller skating rinks -----	0	1
781, 2	Motion picture production, distribution, and services -----	0	2	8042	Ice skating rinks -----	(D)	(D)
7813	Motion picture production, except for TV -----	0	3	805	Other amusement and recreation services, n.e.c. -----	3	2
7814	Motion picture, tape production for TV -----	0	1	801	Health services, except hospitals -----	1	1
7819	Services allied to motion picture production -----	(D)	(D)	802	Offices of physicians -----	1	1
7823	Motion picture film exchanges -----	0	3	803	Offices of dentists -----	1	1
7824	Film or tape distribution for TV -----	(D)	(D)	8041	Offices of osteopathic physicians -----	1	1
7829	Services allied to motion picture distribution -----	0	5	8042	Offices of chiropractors -----	2	1
783	Motion picture theaters -----	0	1	8042	Offices of optometrists -----	1	1
7832	Motion picture theaters, except drive-in -----	0	1	805	Nursing and personal care facilities -----	0	0
7833	Drive-in motion picture theaters -----	1	0	8051	Skilled nursing care facilities -----	0	0
792	Producers, orchestras, and entertainers -----	0	1	8059	Nursing and personal care facilities, n.e.c. -----	0	2
7922	Theatrical producers (except motion picture) and miscellaneous theatrical services -----	0	1	8049, 807, 8, 9	Other health services -----	1	2
7922 pt.	Producers of live theatrical productions -----	1	0	807	Medical and dental laboratories -----	0	3
7922 pt.	Producers of radio and TV shows, except tape -----	0	0	8071	Medical laboratories -----	0	4
7922 pt.	Artists' and entertainers' managers or agents, concert bureaus, booking agents -----	0	1	8072	Dental laboratories -----	1	0
7922 pt.	Other theatrical services -----	1	1	8049, 808, 9	Other health services, n.e.c. -----	1	1
7929	Bands, orchestras, actors, and other entertainers and entertainment groups -----	0	0	8049	Offices of health practitioners, n.e.c. -----	1	1
7929 pt.	Dance groups and artists -----	(D)	(D)	808	Outpatient care facilities -----	1	3
7929 pt.	Symphony orchestras, opera companies, and chamber music organizations -----	(D)	(D)	809	Health and allied services, n.e.c. -----	1	0
7929 pt.	Other music and entertainment presentations -----	0	0	81	Legal services -----	2	1
793	Bowling alleys and billiards and pool establishments -----	1	1	823, 4, 9	Selected educational services -----	0	1
7932	Billiard and pool establishments -----	2	0	823	Libraries and information centers -----	(D)	(D)
7933	Bowling alleys -----	1	1	824	Correspondence schools and vocational schools -----	(D)	(D)
79 ex. 792, 3	Commercial sports and other amusement and recreation services -----	1	1	8241	Correspondence schools -----	(D)	(D)
794	Commercial sports -----	1	1	8243	Data processing schools -----	0	0
7941	Professional sports clubs, managers, promoters -----	2	0	8244	Business and secretarial schools -----	0	1
7941 pt.	Baseball clubs -----	0	0	8249	Vocational schools, except vocational high schools, n.e.c. -----	1	2
7941 pt.	Football clubs -----	(D)	(D)	829	Schools and educational services, n.e.c. -----	1	1
7941 pt.	Other professional sports clubs -----	(D)	(D)	891	Engineering, architectural, and surveying services -----	0	1
7941 pt.	Managers and promoters -----	(D)	(D)	891 pt.	Architectural services -----	1	1
7948	Racing, including track operation -----	0	1	891 pt.	Engineering services -----	0	1
7948 pt.	Auto race track operation -----	0	1	891 pt.	Surveying services -----	2	1
7948 pt.	Horse race track operation -----	0	0	893	Accounting, auditing, and bookkeeping services -----	1	1
7948 pt.	Dog race track operation -----	0	0	83, 892, 9	Social and other services -----	2	2
7948 pt.	Racing stables and racing, n.e.c. -----	1	3	83	Social services -----	2	2
				835	Child day care services -----	2	2
				832, 3, 6, 9	Other social services -----	2	2
				832	Individual and family social services -----	5	2
				833	Job training and vocational rehabilitation services -----	0	1
				836	Residential care -----	2	2
				839	Social services, n.e.c. -----	2	4
				892, 9	Other services -----	2	0
				892	Noncommercial educational, scientific, and research organizations -----	0	8
				899	Services, n.e.c. -----	2	0

‡ Coverage symbols: 0—Less than 10 percent; 1—10 to 19 percent; 2—20 to 29 percent; 3—30 to 39 percent; 4—40 to 49 percent; 5—50 to 59 percent; 6—60 to 69 percent; 7—70 to 79 percent; 8—80 to 89 percent; 9—90 percent or more.

<sup>1</sup>Includes receipts information obtained from administrative records of other Federal agencies.

<sup>2</sup>Includes receipts information which was imputed based on historic company ratios or administrative records, or on industry averages.

**Table E-2. Firms Exempt From Federal Income Tax**


[Includes only establishments with payroll. For meaning of abbreviations and symbols, and for more information on reliability of data, see introductory text]

SIC code	Kind of business or operation	Percent of revenue‡—		SIC code	Kind of business or operation	Percent of revenue‡—	
		From administrative records <sup>1</sup>	Estimated <sup>2</sup>			From administrative records <sup>1</sup>	Estimated <sup>2</sup>
	<b>Total .....</b>	<b>0</b>	<b>1</b>	<b>805, 8, 9</b>	<b>Selected health services .....</b>	<b>0</b>	<b>0</b>
7011 pt., 7032, 704	<b>Hotels, camps, and membership lodging .....</b>	<b>0</b>	<b>3</b>	805	Nursing and personal care facilities .....	0	0
7011 pt.	Hotels .....	1	5	8051	Skilled nursing care facilities .....	0	0
7032	Sporting and recreational camps .....	0	0	8059	Nursing and personal care facilities, n.e.c. ....	3	1
704	Organization hotels and lodging houses, on membership basis .....	0	4	808	Outpatient care facilities .....	0	0
				809	Health and allied services, n.e.c. ....	0	0
7391, 2, 7	<b>Research, testing, and consulting services .....</b>	<b>(D)</b>	<b>(D)</b>	<b>81</b>	<b>Legal aid societies and similar legal services .....</b>	<b>(D)</b>	<b>(D)</b>
7391	Research and development laboratories .....	(D)	(D)	823, 4, 9	<b>Selected educational services .....</b>	<b>0</b>	<b>2</b>
7392	Management, consulting, and public relations services .....	(D)	(D)	823	Libraries and information centers .....	0	4
7397	Testing laboratories and facilities .....	(D)	(D)	824	Correspondence schools and vocational schools ..	2	0
792, 7997, 7999 pt., 84	<b>Selected amusement, recreation, and related services .....</b>	<b>1</b>	<b>1</b>	8241, 9	Correspondence and vocational schools, except vocational high schools, n.e.c. ....	2	0
792	Producers, orchestras, and entertainers .....	(D)	(D)	8243, 4	Data processing, business, and secretarial schools .....	0	0
7922	Theatrical producers (except motion picture) and miscellaneous theatrical services .....	1	0	829	Schools and educational services, n.e.c. ....	0	2
7929	Bands, orchestras, actors, and other entertainers and entertainment groups .....	(D)	(D)	<b>83</b>	<b>Social services .....</b>	<b>0</b>	<b>1</b>
7999 pt., 84	Museums, art galleries, and botanical and zoological gardens .....	0	0	835	Child day care services .....	0	2
7999 pt.	Commercial museums, art galleries, and botanical and zoological gardens .....	0	0	832, 3, 6, 9	Other social services .....	0	1
84	Noncommercial museums, art galleries, and botanical and zoological gardens .....	0	0	832	Individual and family social services .....	0	2
8411	Noncommercial museums and art galleries .....	(D)	(D)	833	Job training and vocational rehabilitation services ..	0	2
8421	Noncommercial arboreta, botanical and zoological gardens .....	(D)	(D)	836	Residential care .....	0	2
7997	Membership sports and recreation clubs .....	1	1	839	Social services, n.e.c. ....	0	1
7999 pt.	Fairs .....	(D)	(D)	861, 2, 4, 9	<b>Selected membership organizations .....</b>	<b>1</b>	<b>1</b>
				861	Business associations .....	1	2
				864	Civic, social, and fraternal associations .....	1	1
				862, 9	Other membership organizations .....	0	1
				862	Professional membership organizations .....	1	1
				869	Membership organizations, n.e.c. ....	0	2
				892	<b>Noncommercial educational, scientific, and research organizations .....</b>	<b>0</b>	<b>0</b>

‡ Coverage symbols: 0—Less than 10 percent; 1—10 to 19 percent; 2—20 to 29 percent; 3—30 to 39 percent; 4—40 to 49 percent; 5—50 to 59 percent; 6—60 to 69 percent; 7—70 to 79 percent; 8—80 to 89 percent; 9—90 percent or more.

<sup>1</sup>Includes revenue information obtained from administrative records of other Federal agencies.

<sup>2</sup>Includes revenue information which was imputed based on historic company ratios or administrative records, or on industry averages.





## APPENDIX F. Geographic Notes

**Aberdeen township** name was changed from Matawan township in November 1977.

**Belleville township** name was changed from Belleville in July 1981.

**Bloomfield township** name was changed from Bloomfield in July 1981.

**Montclair township** name was changed from Mor:clair in November 1980.


**Nutley township** name was changed from Nutley in September 1981.

**South Orange Village township** name was changed from South Orange in January 1978.

**Verona Borough township** name was changed from Verona in September 1981.

**West Caldwell township** name was changed from West Caldwell in September 1981.

**West Orange township** name was changed from West Orange in November 1980.



**REFERENCE MATERIALS • ORDER FORMS • PUBLICATION CORRECTIONS**

Please send me the items marked (X) below.

Corrections (if there are any) for this publication— **Service Industries, New Jersey, SC82-A-31**

If you purchase several different reports from the 1982 Economic Censuses, you should complete this form from each of the reports and return it to the address shown below to receive publication corrections. However, you should complete the following on **only** one of the forms.

Guide to the 1982 Economic Censuses and Related Statistics

Monthly Product Announcement—A monthly notice of all products released by the Census Bureau during the previous month—useful primarily to persons who plan to purchase publications, tapes, etc., in the future.

Publication announcements and order forms — *Mark (X) subjects in which you are interested.*

Retail Trade

Wholesale Trade

Service Industries

Construction Industries

Manufacturing

Mineral Industries

Transportation

Economic Censuses of Outlying Areas (Puerto Rico, Guam, Virgin Islands, and Northern Mariana Islands)

Enterprise Statistics

Minority- and Women-Owned Businesses

Agriculture

County Business Patterns

Quarterly Financial Report

Governments

Foreign Trade

Population

Housing

International Statistics

Geography

Guides, Catalogs, etc.

Name


Organization

Address/PO Box

City State ZIP Code

**Mail completed form to** ↘

**Customer Services  
DUSD  
Bureau of the Census  
Washington, D.C. 20233**



# MONTHLY PRODUCT ANNOUNCEMENT

A way to know about  
new products from the  
**BUREAU OF THE CENSUS**


The Monthly Product Announcement is a free list describing all Census Bureau products that become available each month. Included are order forms for requesting materials from the Census and the U.S. Government Printing Office.

**Computer Tape Files**

**Microfiche**

**Printed Maps**

**Publications**



Subscribe to the Monthly Product Announcement. Complete the coupon below. No charge.

\_\_\_\_\_  
Name

\_\_\_\_\_  
Organization

\_\_\_\_\_  
Street Address/PO Box

\_\_\_\_\_  
Place, State, and ZIP Code

Mail to:

Data User Services Division  
Customer Services (Publications)  
Bureau of the Census  
Washington, D.C. 20233

THE UNIVERSITY OF CHICAGO  
LIBRARY

1950



# PUBLICATION PROGRAM

## 1982 CENSUS OF SERVICE INDUSTRIES

Publications of the 1982 Census of Service Industries, containing data on service industries establishments in the United States, are described below. Publications order forms for specific reports may be obtained from any Department of Commerce district office or from Data User Services Division, Customer Services (Publications), Bureau of the Census, Washington, D.C. 20233. The first results were issued in preliminary reports. Final detailed statistics are issued in separate paperbound reports, which subsequently are assembled and reissued in cloth-bound volumes.

### Final Reports

#### Geographic area series—52 reports (SC82-A-1 to -52)

A separate paperbound report is being published for establishments with payroll for each State, the District of Columbia, and the United States. Each report presents general statistics for establishments of firms subject to Federal income tax, on number of establishments, receipts, payroll, and employment, by varied service classifications, for the United States, States, the District of Columbia, SMSA's, counties, and places with 300 service establishments or more, by kind of business. Greater kind-of-business detail is shown for larger areas. In addition, for places with 2,500 inhabitants or more and for all counties, statistics are provided on number of establishments and receipts for five major kind-of-business groups. For establishments of firms exempt from Federal income tax, statistics are presented on number of establishments, revenue, payroll, and employment by varied service classifications, for the United States, States, the District of Columbia, and SMSA's. Greater kind-of-business detail is shown for larger areas. For each State, the District of Columbia, and the United States, 1982 data are provided on receipts/revenue and employees per establishment, and on receipts/revenue and payroll per employee. Comparative statistics showing percent changes in receipts/expenses and payroll between 1977 and 1982 also are shown.

#### Industry series—5 reports (SC82-I-1 to -5)

The first report (SC82-I-1) presents data based on size of establishment, size of company or firm (firm size is based on all establishments operated by a firm within the same kind of business or kind-of-business group for which data are presented), and legal form of organization. Establishment statistics are presented by receipts/revenue size and by employment size; statistics for firms, by receipts/revenue size (including concentration by largest firms), by employment size, and by number of establishments operated (single units and multiunits). Statistics are presented for establishments with payroll by kind of business on the number of establishments, receipts/revenue, payroll, and employment for the United States.

A report (SC82-I-2) on capital expenditures, depreciable assets, and operating expenses presents data for firms with payroll for the United States by major kinds of business. Operating expenses include annual payroll, supplemental labor costs, purchased services, etc. Receipts data also are provided.

Three other reports (SC82-I-3 to -5) contain data for hotels, motels, and other lodging places; the motion picture industry; and other miscellaneous subjects. Data are presented for the United States as a whole and, where feasible, for States and SMSA's.

### Final Report Volumes

- Volume I. 1982 Census of Service Industries—Summary and Industry Statistics. Includes data previously issued in series SC82-I.
- Volume II. 1982 Census of Service Industries—Geographic Area Statistics. Includes data previously issued in series SC82-I.

### Microfiche

Every final report in the 1982 Census of Service Industries also will be available on microfiche.

### Public-Use Computer Tapes

Selected data—detailed information by geographic area—also are available on public-use computer tapes. For the selected data, these tapes will provide the same information found in the final reports. Public-use computer tapes are available for users who wish to summarize, rearrange, or process large amounts of data. These tapes, with corresponding technical documentation, are sold by Data User Services Division, Customer Services (Tapes), Bureau of the Census, Washington, D.C. 20233.

## OTHER ECONOMIC CENSUS REPORTS

Data on retail trade, wholesale trade, construction industries, manufactures, mineral industries, transportation, enterprise statistics, minority owned business enterprises, and women-owned businesses also are available from the 1982 Economic Censuses. A separate series of reports covers the censuses of outlying areas—Puerto Rico, Virgin Islands of the United States, Guam, and the Northern Marianas. Separate announcements describing these reports are available free of charge from Data User Services Division, Customer Services (Publications), Bureau of the Census, Washington, D.C. 20233.

Superintendent of Documents  
U.S. Government Printing Office  
Washington, D.C. 20402



**Official Business**  
Penalty for Private Use, \$300

POSTAGE AND FEES PAID  
U.S. DEPARTMENT OF COMMERCE  
COM-202


Special Fourth-Class  
Rate—Book







CB/Bureau of the Census Library



5 0673 01047590 6