


LIBRARY  
BUREAU OF THE CENSUS









USUS  
11.4  
54x  
. 2 ]  
.3  
py 1

# 1982

## Census of Service Industries

---

SC82-1-3

INDUSTRY SERIES

### Hotels, Motels, and Other Lodging Places

---



---

The publications  
from the 1982 Economic and  
Agriculture Censuses are dedicated  
to the memory of Shirley Kallek,  
Associate Director for Economic Fields.  
During her career at the Bureau of the  
Census (1955 to 1983), she continually  
directed efforts to improve  
the timeliness and accuracy of  
economic statistics.

---

# 1982

## Census of Service Industries

---

SC82-I-3

INDUSTRY SERIES

### Hotels, Motels, and Other Lodging Places

---

Issued November 1985



**U.S. Department of Commerce**  
**Malcolm Baldrige, Secretary**  
**Clarence J. Brown, Deputy Secretary**  
**D. Bruce Merrifield, Acting Under Secretary**  
**for Economic Affairs**

**BUREAU OF THE CENSUS**  
**John G. Keane,**  
**Director**

---





**BUREAU OF THE CENSUS**  
**John G. Keane, Director**  
**C. L. Kincannon, Deputy Director**

**Charles A. Waite, Associate Director for  
Economic Fields**

**John H. Berry, Assistant Director for  
Economic and Agriculture Censuses**

**BUSINESS DIVISION**  
**Howard N. Hamilton, Chief**

**ACKNOWLEDGMENTS**—Many persons participated in the various activities of the 1982 Census of Service Industries. Primary direction of the program was performed by **Shirley Kallek**, Associate Director for Economic Fields (until May 1983), **Charles A. Waite**, her successor, and **Michael G. Farrell**, Assistant Director for Economic and Agriculture Censuses. (until August 1984), and **John H. Berry**, his successor.

This report was prepared in the Business Division under the general direction of **Gerald F. Cranford**, Chief (until December 1983), and **Howard N. Hamilton**, his successor. **Bobby E. Russell**, Assistant Division Chief for Census Programs, was responsible for the overall planning and management of the census of service industries; he also coordinated Business Division's activities with other divisions.

Planning and implementing this report were under the direction of **Sidney O. Marcus**, Chief, Service Census Branch, with primary staff assistance by **Jack B. Moody**, **Rockwell Livingston**, **Leatrice D. Hines**, **Thomas E. Bell**, **Tom S. Hinman**, **Helen M. Reilly**, and **Donna L. Nafzinger**. **Alvin H. Barten**, Chief, Cross Industries Branch, with primary staff assistance by **Edward D. Walker**, coordinated activities, specifications, and procedures with the other economic censuses. Computer programs were developed under the general supervision of **Howard R. Dennis**, Assistant Division Chief for Data Processing. **William C. Wester**, Chief, Census Programming Branch, assisted by **Robert J. Hemmig**, was primarily responsible for planning and implementing the programs. The computer programs were developed by **William A. Rankin**. Quality control and sample design were under the direction of **Nash J. Monsour**, Assistant Division Chief for Research and Methodology, with primary staff assistance by **Joseph P. Garrett**, **Carl A. Konschnik**, and **Michael Z. Shimberg**. **Dorothy J. Reynolds**, Assistant Division Chief for Current Programs, provided valuable assistance in coordinating the current survey interface.

Systems and procedures for mailout, receipt, correspondence, data input, industry classification, other clerical processing, administrative record processing, and quality control, along with the associated electronic computer programs, were developed in the Economic Surveys Division, **W. Joel Richardson**, Chief.

Planning, design, review, and composition of report forms were performed in the Administrative Services Division, **Robert L. Kirkland**, Chief.

Publication planning, design, editorial review, composition, and printing procurement were performed in the Publications Services Division, **Raymond J. Koski**, Chief (until January 1985), and **Walter C. Odom**, his successor.

Geographic coding procedures and associated computer programs were developed in the Geography Division, **Robert W. Marx**, Chief.

Mailout preparation and receipt operations, clerical and analytical review activities, data keying, and geocoding review were performed in the Data Preparation Division, **Don L. Adams**, Chief.

Computer processing was performed in the Computer Services Division, **C. Thomas DiNenna**, Chief (until February 1984), and **John E. Halterman**, his successor.

Photocomposition programs for the statistical tables were developed in the Systems Support Division, **Larry J. Patin**, Chief (until October 1983).

The overall planning and review of the census operations was performed by the staff of the office of the Assistant Director for Economic and Agriculture Censuses.

Special acknowledgment is also due the many businesses whose cooperation has contributed to the publication of these data.

---

**Library of Congress Cataloging in Publication Data**

Census of service industries (1982)  
1982 census of service industries.

Contents: [1] Geographic area series — [2] Industry series.

Supt. of Doc. no.: C 3.257/3: SC82-1  
1. Service industries—United States—Statistics.  
I. United States. Bureau of the Census. II. Title.  
HD9981.4.C46 1984 338.4'7'000973 83-600218

---

For sale by Superintendent of Documents, U.S. Government Printing Office, Washington, D.C. 20402.



# INTRODUCTION

## ECONOMIC CENSUSES OVER TIME

The early beginnings of America's industrial output were first measured in the United States in the 1810 Decennial Census and again in 1820, when questions on manufacturing were included with those for population. Beginning with the 1840 Decennial Census, there were enumerations of manufactures and mineral industries at 10-year intervals up to and including the year 1900 for manufactures and 1940 for mineral industries. The latter census was again taken for 1954, 1958, 1963, and 1967.

Because of the increasing dominance of manufacturing in the early 20th century, Congress directed that quinquennial censuses of manufactures be taken beginning in 1905. However, from 1919 through 1939, these censuses were conducted every 2 years. The need for war-related current surveys in the early 1940's postponed the next census of manufactures until 1948 (for 1947). That census was again taken for 1954, 1958, 1963, and 1967.

Retail and wholesale trade data were first collected in 1930, and in 1933 information on selected service industries was added to the data-collection operation. These business censuses, as they were called, were again taken for 1935, 1939 (as part of the 1940 decennial program), 1948, 1954, 1958, 1963, and 1967.

Information on construction industries was first obtained in 1930 and again for 1935 and 1939. Data for the full spectrum of construction industries were not gathered again until 1968 (for 1967).

The need for transportation data to supplement information available from existing governmental or private sources was recognized by Congress in the late 1950's and early 1960's. The census of transportation (consisting of several surveys) was first taken for 1963 and again for 1967.

Since 1967, all of the above censuses have been taken quinquennially as part of the Census Bureau's economic census program. (For the 1977 censuses, the coverage of the service industries was broadened from "selected services" to all services, except religious organizations and private households. A total of 41 additional four-digit standard industrial classifications<sup>1</sup> (SIC's) in 7 SIC major groups was added to the scope of the census. While most of the industries included for the first time for 1977 were covered again for 1982, some were not, i.e., hospitals; elementary and secondary schools; colleges, universities, and professional schools; junior colleges and technical institutes; labor unions and similar labor organizations; and political organizations.)

<sup>1</sup>Standard Industrial Classification Manual: 1972. For sale by Superintendent of Documents, U.S. Government Printing Office, Washington, D.C. 20402. Stock No. 041-001-00066-6. 1977 Supplement. Stock No. 003-005-00176-0.

The first manufacturing census for an outlying area was conducted in Puerto Rico for the year 1909. Thereafter, with the exception of 1929, a census was taken at 10-year intervals through 1949. The first censuses of retail trade, wholesale trade, and selected service industries in Puerto Rico were conducted for 1939. These censuses also were taken for the years 1949, 1954, 1958, 1963, and 1967. A census of construction industries was first introduced in Puerto Rico for 1967. These censuses of Puerto Rico have been taken since then for the years 1972, 1977, and 1982.

Censuses of manufactures, retail trade, wholesale trade, and selected service industries were conducted in Guam and the Virgin Islands of the United States for 1958, 1963, 1967, 1972, 1977, and 1982. Censuses of mineral industries were taken in the Virgin Islands of the United States for the years 1958, 1963, and 1967 but not since that time. A census of construction industries was also undertaken in these areas for 1972, 1977, and 1982.

Retail trade, wholesale trade, selected service industries, manufacturing, and construction industries were canvassed for the first time in the Northern Mariana Islands in 1983 (for 1982).

For 1982, the economic censuses and agriculture censuses were conducted concurrently.

## USES OF THE ECONOMIC CENSUSES

The economic censuses are the major source for facts about the structure and functioning of the Nation's economy and provide essential information for government, business, industry, and the general public. They provide an important part of the framework for such composite measures as the gross national product, input-output measures, indexes of industrial production, and indexes measuring productivity and price levels. Information from the censuses is used to establish sampling frames and as benchmarks for current surveys of business activity, which are essential for measuring short-term economic conditions.

State and local governments use census data to assess business activities within their jurisdictions. The private sector uses the data to forecast general economic conditions; analyze sales performance; lay out sales territories; allocate funds for advertising; decide on locations for new plants, warehouses, or stores; and measure potential markets in terms of size, geographic areas, kinds of business, and kinds of products made or sold.

Following every census, thousands of businesses and other users purchase reports. Likewise, census facts are widely disseminated by trade associations, business journals, and newspapers. Volumes containing census statistics are available in most major public and college libraries. All 1982 data are available on microfiche from the U.S. Government Printing Office and most data on



computer tape from the Census Bureau. Finally, the more than 50 State Data Centers also are suppliers of economic census statistics.

## **AUTHORITY AND SCOPE OF THE ECONOMIC CENSUSES**

The economic censuses are required by law under title 13 of the United States Code, sections 131, 191, and 224, which directs that they be taken at 5-year intervals for the years ending in 2 and 7. The 1982 Economic Censuses covered manufacturing, mining, construction industries, retail trade, wholesale trade, service industries, and selected transportation activities. Special programs also cover minority-owned and women-owned businesses. The next economic censuses are scheduled to be taken in 1988 for the year 1987.

## **KINDS OF BUSINESS COVERED**

This report presents data for Hotels, Motels, and Other Lodging Places, Major Group 70, as defined in the Standard Industrial Classification (SIC) Manual.<sup>1</sup> The data in this report, tabulated as part of the 1982 Census of Service Industries, supplement those previously included in the Geographic Area Series (SC82-A) reports. See the "Kind-of-Business Classification" section of appendix A for definitions of the kind-of-business categories for which data are shown in this report.

The basic tabulations in this report do not include data for establishments which are auxiliary (primary function is providing a service, such as warehouses) to service establishments within the same organization. Data for auxiliaries are presented for selected industrial classifications in tables included in the United States Summary (SC82-A-52) report of the Geographic Area Series. Data for auxiliaries are presented for more detailed industry breakdowns in a report issued as part of the 1982 Enterprise Statistics reports.

## **GENERAL DESCRIPTION OF THE CENSUS**

For the 1982 Census of Service Industries, large- and medium-size firms, plus all firms known to operate more than one establishment, were sent questionnaires to be completed and returned to the Bureau by mail. For most very small firms, data from existing administrative records of other Federal agencies were used instead. These records provided basic information on location, kind of business, receipts, payroll, and number of employees, and legal form of organization. In addition, more detailed information for selected kinds of business was obtained on the various questionnaires.

Appendix A gives a more detailed explanation of census coverage and methodology.

---

<sup>1</sup>Standard Industrial Classification Manual: 1972. For sale by Superintendent of Documents, U.S. Government Printing Office, Washington, D.C. 20402. Stock No. 041-001-00066-6. 1977 Supplement, Stock No. 003-005-00176-0.

## **CENSUS DISCLOSURE RULES**

In accordance with Federal law governing census reports, no data are published that would disclose the operations of an individual establishment or business. However, the number of establishments in a kind-of-business classification is not considered a disclosure, so this information may be released even though other information is withheld.

## **GEOGRAPHIC AREAS COVERED**

This report series presents data for the following areas:

1. The United States as a whole.
2. Each State and the District of Columbia.
3. Selected standard metropolitan statistical areas (SMSA's) defined by the Office of Management and Budget as of January 1, 1982, meeting the criteria published in the 1975 Standard Metropolitan Statistical Areas manual or Federal Register, January 3, 1980, Vol. 45, No. 2.<sup>2,3</sup> An SMSA is an integrated economic and social unit with a population nucleus of at least 50,000 inhabitants.<sup>4</sup> Each SMSA consists of one or more counties meeting standards of metropolitan character; in New England, cities and towns rather than counties are the component geographic units.

## **DOLLAR VALUES**

All dollar values presented in this report are expressed in current dollars, i.e., 1982 data are expressed in 1982 dollars.

## **RELIABILITY OF DATA**

All data compiled in this report originated from either census questionnaires or administrative records of other Federal agencies and, therefore, are not subject to sampling errors. However, the data are subject to nonsampling errors. Nonsampling errors can be attributed to many sources: inability to identify all cases in the actual

---

<sup>2</sup>Standard Metropolitan Statistical Areas, Revised Edition 1975 (for SMSA's prior to January 3, 1980). For sale by Superintendent of Documents, U.S. Government Printing Office, Washington, D.C. 20402 and Federal Register (for SMSA's since January 3, 1980), Vol. 45, No. 2, pages 956-963. Available from Office of Information and Regulatory Affairs, Office of Management and Budget, Washington, D.C. 20503.

<sup>3</sup>On June 30, 1983, the Office of Management and Budget announced newly defined metropolitan statistical areas (MSA's), consolidated metropolitan statistical areas (CMSA's), and primary metropolitan statistical areas (PMSA's) into which previously defined SMSA's and SCMSA's were restructured. The 1982 Economic Censuses publications do not present data for the newly defined areas. These areas were defined after 1982 publication plans were almost complete. Inclusion of the newly defined areas would have materially delayed the publication of the 1982 Economic Censuses reports. However, limited 1977 data for the new areas will be published in the 1984 edition of the *State and Metropolitan Area Data Book*, and limited 1982 data will be published in the 1985 edition.

<sup>4</sup>According to 1980 Census of Population.

universe; definition and classification difficulties; differences in the interpretation of questions; errors in recording or coding the data obtained; and other errors of collection, response, coverage, and estimation for missing or misreported data.

The accuracy of these tabulated data is determined by the joint effects of the various nonsampling errors. No direct measurement of these effects has been obtained except for estimation for missing or misreported data; however, precautionary steps were taken in all phases of the collection, processing, and tabulation of the data in an effort to minimize the effects of nonsampling errors.

The Bureau of the Census obtains on computer tape limited information extracted from administrative records of other Federal agencies. This information is used in conjunction with other information available to the Census Bureau to develop estimates for small employers and other establishments for which responses were not received in time for publication. For an indication of the extent that data included in these reports were obtained from the administrative records of other Federal agencies and from estimation, rather than reports directly from respondents, see appendix E. Also, see appendix A for a more detailed explanation of census coverage and methodology.

### MICROFICHE

The data in this report series are also available on microfiche, and are sold by the U.S. Government Printing Office.

### SPECIAL TABULATIONS

Special tabulations of data collected in the 1982 Census of Service Industries may be obtained, depending on availability of time and personnel, on computer tape or in tabular form. The data will be in summary form and subject to the same rules prohibiting disclosure of confidential information (including name, address, kind of business, or other data for individual business establishments or companies) as are the regular publications.

Special tabulations are prepared on a cost basis. A request for a cost estimate, as well as exact specifications on the type and format of the data to be provided, should be directed to the Chief, Business Division, Bureau of the Census, Washington, D.C. 20233.

To discuss a special tabulation before submitting specifications, call 301-763-5282.

## ABBREVIATIONS AND SYMBOLS

The following abbreviations and symbols are used in this publication:

**	Data not provided because establishments without payroll are classified only at a broader kind-of-business level by the Internal Revenue Service.
—	Represents zero.
††	Not available. Data for most establishments without payroll were extracted from information reported by businesses on Internal Revenue Service (IRS) Form 1040, Schedule C. These data could not be published as planned because many businesses were miscoded by IRS into miscellaneous categories rather than being classified in the specific kind of business.
(D)	Withheld to avoid disclosing data for individual companies; data are included in broader kind-of-business totals.
(NA)	Not available.
(NC)	Not comparable.
(S)	Withheld because estimates did not meet publication standards on the basis of either response rate, associated standard error, or a consistency review.
(V)	Less than .05 percent.
(X)	Not applicable.
n.e.c.	Not elsewhere classified.
pt.	Part.
r	Revised.
SIC	Standard Industrial Classification.
SMSA	Standard Metropolitan Statistical Area.

## COVERAGE SYMBOLS

The following coverage symbols are used in tables 2 through 6:

A	90 percent or more reporting.
B	80 to 89 percent reporting.
C	70 to 79 percent reporting.
D	60 to 69 percent reporting.
E	Less than 60 percent reporting.



# Users' Guide for Locating Statistics in This Report by Table Number

Information shown in tables	Table						
	1	2	3	4	5	6	7
<b>GEOGRAPHIC AREAS</b>							
The United States . . . . .	X	X	X	X	X	X	X
States . . . . .	X						X
Selected SMSA's . . . . .		X		X	X	X	
<b>DATA ITEMS<sup>1</sup></b>							
All establishments:							
Establishments . . . . .	X						
Receipts . . . . .	X						
Unincorporated businesses or operations . . . . .	X						
Establishments with payroll:							
Establishments . . . . .	X	X	X	X	X	X	X
Receipts/Revenue . . . . .	X	X	X	X	X	X	X
Annual payroll . . . . .	X						X
First quarter payroll . . . . .	X						X
Paid employees for pay period including March 12 . . . . .	X						X
Sources of receipts . . . . .		X					
Guestrooms . . . . .		X	X	X	X	X	
Guestroom size of establishment . . . . .			X				
Member in franchise or co-ownership group . . . . .				X			
Transient and residential occupancy in hotels . . . . .					X		
Transient and residential occupancy in rooming and boarding houses . . . . .						X	

<sup>1</sup>See Explanation of Terms, appendix A.

# Users' Guide for Locating Statistics in the 1982 Census of Service Industries Reports

Report and geographic area	Information shown in reports by kind of business or industry category									
	Number of establishments	Receipts/Revenue (\$1,000)	Payroll (\$1,000)	Number of employees	Selected ratios	Receipts size and employment size of establishments and firms	Concentration ratio of largest firms	Single units and multi-units	Legal form of organization	Selected topics
<b>GEOGRAPHIC AREA SERIES</b>										
United States .....	X	X	X	X	X					
State .....	X	X	X	X	X					
SCSA .....	X	X	X	X						
SMSA .....	X	X	X	X						
County .....	X	X	X	X						
Place .....	X	X	X	X						
<b>ESTABLISHMENT AND FIRM SIZE (INCLUDING LEGAL FORM OF ORGANIZATION)</b>										
United States .....	X	X	X	X		X	X	X	X	
<b>CAPITAL EXPENDITURES, DEPRECIABLE ASSETS, AND OPERATING EXPENSES</b>										
United States .....		X	X						X	X
<b>HOTELS, MOTELS, AND OTHER LODGING PLACES</b>										
United States .....	X	X	X	X						X
State .....	X	X	X	X						
SMSA .....	X	X								X
<b>MOTION PICTURE INDUSTRY</b>										
United States .....	X	X	X	X						X
State .....	X	X	X	X						
SMSA .....	X	X								X
<b>MISCELLANEOUS SUBJECTS</b>										
United States .....	X	X	X	X						X
State .....	X	X	X	X						X
SMSA .....	X	X	X	X						X





# Hotels, Motels, and Other Lodging Places

## CONTENTS

[Page numbers listed here omit the prefix that appears as part of the number for each page]

---

	Page
Introduction . . . . .	III
Users' Guide for Locating Statistics in This Report by Table Number . . . . .	VI
Users' Guide for Locating Statistics in the 1982 Census of Service Industries Reports . . . . .	VII

---

### TABLES

#### HOTELS, MOTELS, AND OTHER LODGING PLACES

1. Summary Statistics for the United States and States: 1982 . . . . .	3
--	---

#### HOTELS, MOTOR HOTELS, AND MOTELS

2. Major Sources of Receipts for the United States and Selected Standard Metropolitan Statistical Areas: 1982 . . . . .	13
3. Guestroom Size of Establishments for the United States: 1982 . . . . .	25
4. Membership in Franchise or Co-Ownership Group Carrying Common Name for the United States and Selected Standard Metropolitan Statistical Areas: 1982 . . . . .	26

#### HOTELS

5. Transient and Residential Occupancy for the United States and Selected Standard Metropolitan Statistical Areas: 1982 . . . . .	38
---	----

#### ROOMING AND BOARDING HOUSES

6. Transient and Residential Occupancy for the United States and Selected Standard Metropolitan Statistical Areas: 1982 . . . . .	40
---	----

#### HOTELS, CAMPS, AND MEMBERSHIP LODGING

7. Basic Operating Statistics for Firms Exempt From Federal Income Tax for the United States and States: 1982 . . . . .	41
---	----

---

**APPENDIXES**

	Page
A. General Explanation . . . . .	A-1
B. General Questions . . . . .	B-1
C. Kind-of-Business Titles and Reporting-Form Numbers . . . . .	C-1
D. Standard Metropolitan Statistical Areas . . . . .	D-1
E. Percent of Receipts/Revenue Based on Administrative Records and Estimation for the United States: 1982 . . . . .	--
F. Geographic Notes . . . . .	--
G. Establishments in Business at End of Year and Establishments in Business Any Time During Year for the United States: 1982 . . . . .	--
H. Special Inquiries From Selected Reporting Forms . . . . .	--
I. Hotels, Motels, and Other Lodging Places Reporting Forms . . . . .	I-1

---

Publication Program . . . . . Inside back cover

-- Not applicable.

**Table 1. Summary Statistics for the United States and States: 1982**

[For meaning of abbreviations and symbols, see introductory text. For explanation of terms and comparability of 1977 and 1982 censuses, see appendix A]

Geographic area and kind of business or operation	All establishments				Establishments with payroll				
	Number	Receipts (\$1,000)	Unincorporated businesses or operations		Number	Receipts (\$1,000)	Annual payroll (\$1,000)	First quarter payroll (\$1,000)	Paid employees for pay period including March 12 (number)
			Individual proprie- torships (number)	Partner- ships (number)					
<b>United States</b> .....	69 099	34 057 038	38 894	11 163	41 231	33 214 751	9 288 766	2 178 313	1 102 097
Hotels, motor hotels, and motels .....	47 571	32 675 325	22 510	8 933	35 030	32 221 234	9 067 204	2 136 800	1 076 155
Hotels .....	11 510	22 208 517	3 734	2 362	9 979	22 140 654	6 647 348	1 591 226	707 198
Hotels, 25 guestrooms or more .....	..	..	..	..	6 964	21 867 743	6 594 204	1 579 160	695 924
Hotels, less than 25 guestrooms .....	..	..	..	..	3 015	272 911	53 144	12 066	11 274
Hotels, motor hotels, and tourist courts .....	36 061	10 466 808	18 776	6 571	25 051	10 080 580	2 419 856	545 574	368 957
Hotels, tourist courts .....	..	..	..	..	22 784	7 629 829	1 751 739	390 851	275 254
Motor hotels .....	..	..	..	..	2 267	2 450 751	668 117	154 723	93 703
Other lodging places .....	21 528	1 381 713	16 384	2 230	6 201	993 517	221 562	41 513	25 942
Trailer parks and camps .....	15 261	1 043 641	11 558	1 625	4 002	737 576	150 717	25 068	15 159
Sporting and recreational camps .....	4 618	382 812	3 174	431	1 693	322 723	75 313	10 732	6 921
Trailer parks and camp sites for transients .....	10 643	660 829	8 384	1 194	2 309	414 853	75 404	14 336	8 238
Rooming, boarding, and membership lodging .....	6 267	338 072	4 826	605	2 199	255 941	70 845	16 445	10 783
Rooming and boarding houses .....	5 671	283 648	4 444	568	1 993	210 838	57 310	13 409	9 116
Organization hotels and lodging houses, on membership basis .....	596	54 424	382	37	206	45 103	13 535	3 036	1 667
<b>Alabama</b> .....	††	††	††	††	419	223 895	56 922	13 906	9 206
Hotels, motor hotels, and motels .....	††	††	††	††	371	218 456	55 712	13 577	8 941
Hotels .....	††	††	††	††	91	83 660	22 464	5 737	3 503
Hotels, 25 guestrooms or more .....	..	..	..	..	69	81 763	22 157	5 667	3 431
Hotels, less than 25 guestrooms .....	..	..	..	..	22	1 897	307	70	72
Hotels, motor hotels, and tourist courts .....	††	††	††	††	280	134 796	33 248	7 840	5 438
Hotels, tourist courts .....	..	..	..	..	248	110 866	26 790	6 325	4 451
Motor hotels .....	..	..	..	..	32	23 930	6 458	1 515	987
Other lodging places .....	††	††	††	††	48	5 439	1 210	329	265
Trailer parks and camps .....	††	††	††	††	31	4 219	979	265	214
Sporting and recreational camps .....	††	††	††	††	10	2 010	427	62	50
Trailer parks and camp sites for transients .....	††	††	††	††	21	2 209	552	203	164
Rooming, boarding, and membership lodging .....	††	††	††	††	17	1 220	231	64	51
Rooming and boarding houses .....	††	††	††	††	16	(D)	(D)	(D)	(D)
Organization hotels and lodging houses, on membership basis .....	††	††	††	††	1	(D)	(D)	(D)	(D)
<b>Alaska</b> .....	††	††	††	††	156	144 446	40 127	8 559	3 346
Hotels, motor hotels, and motels .....	††	††	††	††	127	129 217	37 622	8 110	3 188
Hotels .....	††	††	††	††	81	112 133	33 459	7 252	2 726
Hotels, 25 guestrooms or more .....	..	..	..	..	67	109 443	32 881	7 161	2 650
Hotels, less than 25 guestrooms .....	..	..	..	..	14	2 690	578	91	76
Hotels, motor hotels, and tourist courts .....	††	††	††	††	46	17 084	4 163	858	462
Hotels, tourist courts .....	..	..	..	..	41	(D)	(D)	(D)	(D)
Motor hotels .....	..	..	..	..	5	(D)	(D)	(D)	(D)
Other lodging places .....	††	††	††	††	29	15 229	2 505	449	158
Trailer parks and camps .....	††	††	††	††	19	(D)	(D)	(D)	(D)
Rooming, boarding, and membership lodging .....	††	††	††	††	10	(D)	(D)	(D)	(D)
<b>Arizona</b> .....	††	††	††	††	704	537 682	150 449	37 505	21 973
Hotels, motor hotels, and motels .....	††	††	††	††	605	515 270	145 895	36 527	21 157
Hotels .....	††	††	††	††	193	352 716	110 441	28 494	15 380
Hotels, 25 guestrooms or more .....	..	..	..	..	141	347 507	109 456	28 235	15 140
Hotels, less than 25 guestrooms .....	..	..	..	..	52	5 209	985	259	240
Hotels, motor hotels, and tourist courts .....	††	††	††	††	412	162 554	35 454	8 033	5 777
Hotels, tourist courts .....	..	..	..	..	369	116 571	23 777	5 248	4 130
Motor hotels .....	..	..	..	..	43	45 983	11 677	2 785	1 647
Other lodging places .....	††	††	††	††	99	22 412	4 554	978	816
Trailer parks and camps .....	††	††	††	††	70	20 274	3 917	815	693
Sporting and recreational camps .....	††	††	††	††	17	4 313	898	184	147
Trailer parks and camp sites for transients .....	††	††	††	††	53	15 961	3 019	631	546
Rooming, boarding, and membership lodging .....	††	††	††	††	29	2 138	637	163	123
Rooming and boarding houses .....	††	††	††	††	26	2 013	607	155	117
Organization hotels and lodging houses, on membership basis .....	††	††	††	††	3	125	30	8	6
<b>Arkansas</b> .....	††	††	††	††	438	178 622	45 347	10 152	7 012
Hotels, motor hotels, and motels .....	††	††	††	††	405	172 282	43 745	9 870	6 789
Hotels .....	††	††	††	††	87	55 275	15 471	3 604	2 231
Hotels, 25 guestrooms or more .....	..	..	..	..	62	53 285	15 093	3 530	2 145
Hotels, less than 25 guestrooms .....	..	..	..	..	25	1 990	378	74	86
Hotels, motor hotels, and tourist courts .....	††	††	††	††	318	117 007	28 274	6 266	4 558
Hotels, tourist courts .....	..	..	..	..	298	104 775	24 636	5 420	4 010
Motor hotels .....	..	..	..	..	20	12 232	3 638	846	548
Other lodging places .....	††	††	††	††	33	6 340	1 602	282	223
Trailer parks and camps .....	††	††	††	††	26	5 939	1 493	264	208
Sporting and recreational camps .....	††	††	††	††	14	4 365	1 332	243	180
Trailer parks and camp sites for transients .....	††	††	††	††	12	1 574	161	21	28
Rooming, boarding, and membership lodging .....	††	††	††	††	7	401	109	18	15
Rooming and boarding houses .....	††	††	††	††	6	(D)	(D)	(D)	(D)
Organization hotels and lodging houses, on membership basis .....	††	††	††	††	1	(D)	(D)	(D)	(D)



**Table 1. Summary Statistics for the United States and States: 1982—Con.**

[For meaning of abbreviations and symbols, see introductory text. For explanation of terms and comparability of 1977 and 1982 censuses, see appendix A]

Geographic area and kind of business or operation	All establishments				Establishments with payroll				
	Number	Receipts (\$1,000)	Unincorporated businesses or operations		Number	Receipts (\$1,000)	Annual payroll (\$1,000)	First quarter payroll (\$1,000)	Paid employees for pay period including March 12 (number)
			Individual proprietorships (number)	Partnerships (number)					
<b>California</b> .....	††	††	††	††	4 612	3 594 869	964 194	228 465	110 956
Hotels, motor hotels, and motels .....	††	††	††	††	3 906	3 454 434	932 608	221 933	107 161
Hotels .....	††	††	††	††	1 224	2 521 331	734 136	176 024	76 888
Hotels, 25 guestrooms or more .....	..	..	..	..	841	2 479 406	725 903	174 251	75 247
Hotels, less than 25 guestrooms .....	..	..	..	..	383	41 925	8 233	1 773	1 641
Motels, motor hotels, and tourist courts .....	††	††	††	††	2 682	933 103	198 472	45 909	30 273
Motels, tourist courts .....	..	..	..	..	2 461	734 832	148 622	34 129	23 619
Motor hotels .....	..	..	..	..	221	198 271	49 850	11 780	6 654
Other lodging places .....	††	††	††	††	706	140 435	31 586	6 532	3 795
Trailer parks and camps .....	††	††	††	††	379	89 932	17 050	3 283	1 850
Sporting and recreational camps .....	††	††	††	††	123	27 497	6 224	997	492
Trailer parks and camp sites for transients .....	††	††	††	††	256	62 435	10 826	2 286	1 358
Rooming, boarding, and membership lodging .....	††	††	††	††	327	50 503	14 536	3 249	1 845
Rooming and boarding houses .....	††	††	††	††	307	33 897	8 981	2 120	1 481
Organization hotels and lodging houses, on membership basis .....	††	††	††	††	20	16 606	5 555	1 129	464
<b>Colorado</b> .....	††	††	††	††	1 058	645 011	172 317	43 972	23 922
Hotels, motor hotels, and motels .....	††	††	††	††	928	623 816	168 539	43 353	23 531
Hotels .....	††	††	††	††	317	415 746	121 242	32 439	15 961
Hotels, 25 guestrooms or more .....	..	..	..	..	209	404 755	119 055	31 913	15 502
Hotels, less than 25 guestrooms .....	..	..	..	..	108	10 991	2 187	526	459
Motels, motor hotels, and tourist courts .....	††	††	††	††	611	208 070	47 297	10 914	7 570
Motels, tourist courts .....	..	..	..	..	560	161 624	34 851	7 961	5 777
Motor hotels .....	..	..	..	..	51	46 446	12 446	2 953	1 793
Other lodging places .....	††	††	††	††	130	21 195	3 778	619	391
Trailer parks and camps .....	††	††	††	††	98	18 291	3 015	464	264
Sporting and recreational camps .....	††	††	††	††	58	9 240	1 943	256	145
Trailer parks and camp sites for transients .....	††	††	††	††	40	9 051	1 072	208	119
Rooming, boarding, and membership lodging .....	††	††	††	††	32	2 904	763	155	127
Rooming and boarding houses .....	††	††	††	††	27	2 631	681	134	112
Organization hotels and lodging houses, on membership basis .....	††	††	††	††	5	273	82	21	15
<b>Connecticut</b> .....	††	††	††	††	294	218 772	61 967	13 279	7 440
Hotels, motor hotels, and motels .....	††	††	††	††	219	202 045	57 656	12 634	7 052
Hotels .....	††	††	††	††	69	125 201	38 301	8 191	4 458
Hotels, 25 guestrooms or more .....	..	..	..	..	57	123 717	37 942	8 129	4 379
Hotels, less than 25 guestrooms .....	..	..	..	..	12	1 484	359	62	79
Motels, motor hotels, and tourist courts .....	††	††	††	††	150	76 844	19 355	4 443	2 594
Motels, tourist courts .....	..	..	..	..	130	54 024	13 447	3 134	1 902
Motor hotels .....	..	..	..	..	20	22 820	5 908	1 309	692
Other lodging places .....	††	††	††	††	75	16 727	4 311	645	388
Trailer parks and camps .....	††	††	††	††	46	13 021	3 062	346	178
Sporting and recreational camps .....	††	††	††	††	27	10 763	2 497	230	128
Trailer parks and camp sites for transients .....	††	††	††	††	19	2 258	565	116	50
Rooming, boarding, and membership lodging .....	††	††	††	††	29	3 706	1 249	299	210
Rooming and boarding houses .....	††	††	††	††	26	3 432	1 171	281	201
Organization hotels and lodging houses, on membership basis .....	††	††	††	††	3	274	78	18	9
<b>Delaware</b> .....	††	††	††	††	101	58 346	16 184	3 593	2 004
Hotels, motor hotels, and motels .....	††	††	††	††	86	55 841	15 652	3 550	1 978
Hotels .....	††	††	††	††	20	30 428	9 841	2 269	1 164
Hotels, 25 guestrooms or more .....	..	..	..	..	11	29 697	9 689	2 252	1 148
Hotels, less than 25 guestrooms .....	..	..	..	..	9	731	152	17	16
Motels, motor hotels, and tourist courts .....	††	††	††	††	66	25 413	5 811	1 281	814
Motels, tourist courts .....	..	..	..	..	65	(D)	(D)	(D)	(D)
Motor hotels .....	..	..	..	..	1	(D)	(D)	(D)	(D)
Other lodging places .....	††	††	††	††	15	2 505	532	43	26
Trailer parks and camps .....	††	††	††	††	14	(D)	(D)	(D)	(D)
Rooming, boarding, and membership lodging .....	††	††	††	††	1	(D)	(D)	(D)	(D)
<b>District of Columbia</b> .....	††	††	††	††	110	364 382	115 781	28 247	10 618
Hotels, motor hotels, and motels .....	††	††	††	††	92	362 525	115 228	26 114	10 552
Hotels .....	††	††	††	††	63	333 669	107 504	24 414	9 758
Hotels, 25 guestrooms or more .....	..	..	..	..	61	(D)	(D)	(D)	(D)
Hotels, less than 25 guestrooms .....	..	..	..	..	2	(D)	(D)	(D)	(D)
Motels, motor hotels, and tourist courts .....	††	††	††	††	29	28 856	7 724	1 700	794
Motels, tourist courts .....	..	..	..	..	23	22 936	5 815	1 255	590
Motor hotels .....	..	..	..	..	6	5 920	1 909	445	204
Other lodging places .....	††	††	††	††	18	1 857	553	133	66
Trailer parks and camps .....	††	††	††	††	-	-	-	-	-
Rooming, boarding, and membership lodging .....	††	††	††	††	18	1 857	553	133	66

Table 1. Summary Statistics for the United States and States: 1982—Con.

[For meaning of abbreviations and symbols, see introductory text. For explanation of terms and comparability of 1977 and 1982 censuses, see appendix A]

Geographic area and kind of business or operation	All establishments				Establishments with payroll				
	Number	Receipts (\$1,000)	Unincorporated businesses or operations		Number	Receipts (\$1,000)	Annual payroll (\$1,000)	First quarter payroll (\$1,000)	Paid employees for pay period including March 12 (number)
			Individual proprietorships (number)	Partnerships (number)					
<b>Florida</b> .....	††	††	††	††	3 183	2 650 681	701 781	179 083	95 345
Hotels, motor hotels, and motels .....	††	††	††	††	2 758	2 542 365	679 119	173 921	92 573
Hotels .....	††	††	††	††	853	1 585 312	460 077	119 384	57 806
Hotels, 25 guestrooms or more .....	††	††	††	††	630	1 562 224	455 740	118 250	56 925
Hotels, less than 25 guestrooms .....	**	**	**	**	223	23 088	4 337	1 134	881
Motels, motor hotels, and tourist courts .....	††	††	††	††	1 905	957 053	219 042	54 537	34 767
Motels, tourist courts .....	††	††	††	††	1 773	801 867	178 685	44 098	28 737
Motor hotels .....	**	**	**	**	132	155 186	40 357	10 439	6 030
Other lodging places .....	††	††	††	††	425	108 316	22 662	5 162	2 772
Trailing parks and camps .....	††	††	††	††	313	96 147	19 129	4 254	2 158
Sporting and recreational camps .....	††	††	††	††	85	11 367	2 133	434	297
Trailing parks and camp sites for transients .....	††	††	††	††	228	84 780	16 996	3 820	1 861
Rooming, boarding, and membership lodging .....	††	††	††	††	112	12 169	3 533	908	614
Rooming and boarding houses .....	††	††	††	††	111	(D)	(D)	(D)	(D)
Organization hotels and lodging houses, on membership basis .....	††	††	††	††	1	(D)	(D)	(D)	(D)
<b>Georgia</b> .....	††	††	††	††	810	763 380	213 349	49 926	27 358
Hotels, motor hotels, and motels .....	††	††	††	††	734	755 382	211 837	49 593	27 136
Hotels .....	††	††	††	††	202	430 761	129 284	30 249	14 625
Hotels, 25 guestrooms or more .....	††	††	††	††	162	427 478	128 677	30 098	14 501
Hotels, less than 25 guestrooms .....	**	**	**	**	40	3 283	607	151	124
Motels, motor hotels, and tourist courts .....	††	††	††	††	532	324 621	82 553	19 344	12 511
Motels, tourist courts .....	††	††	††	††	486	230 814	52 205	11 966	8 418
Motor hotels .....	**	**	**	**	46	93 807	30 348	7 378	4 093
Other lodging places .....	††	††	††	††	76	7 998	1 512	333	222
Trailing parks and camps .....	††	††	††	††	52	6 069	975	194	121
Sporting and recreational camps .....	††	††	††	††	25	1 788	324	49	48
Trailing parks and camp sites for transients .....	††	††	††	††	27	4 281	651	145	73
Rooming, boarding, and membership lodging .....	††	††	††	††	24	1 929	537	139	101
Rooming and boarding houses .....	††	††	††	††	18	1 009	356	87	63
Organization hotels and lodging houses, on membership basis .....	††	††	††	††	6	920	181	52	38
<b>Hawaii</b> .....	††	††	††	††	209	973 328	287 299	71 648	26 078
Hotels, motor hotels, and motels .....	††	††	††	††	204	973 127	287 254	71 638	26 070
Hotels .....	††	††	††	††	178	964 192	284 833	71 028	25 718
Hotels, 25 guestrooms or more .....	††	††	††	††	158	962 079	284 296	70 916	25 644
Hotels, less than 25 guestrooms .....	**	**	**	**	20	2 113	537	112	74
Motels, motor hotels, and tourist courts .....	††	††	††	††	26	8 935	2 421	610	352
Motels, tourist courts .....	**	**	**	**	22	(D)	(D)	(D)	(D)
Motor hotels .....	**	**	**	**	4	(D)	(D)	(D)	(D)
Other lodging places .....	††	††	††	††	5	201	45	10	8
Trailing parks and camps .....	††	††	††	††	1	(D)	(D)	(D)	(D)
Rooming, boarding, and membership lodging .....	††	††	††	††	4	(D)	(D)	(D)	(D)
<b>Idaho</b> .....	††	††	††	††	262	113 023	29 606	8 198	5 114
Hotels, motor hotels, and motels .....	††	††	††	††	218	108 493	28 542	7 978	4 974
Hotels .....	††	††	††	††	52	57 767	16 170	5 126	2 710
Hotels, 25 guestrooms or more .....	††	††	††	††	32	55 436	15 716	5 015	2 606
Hotels, less than 25 guestrooms .....	**	**	**	**	20	2 331	454	111	104
Motels, motor hotels, and tourist courts .....	††	††	††	††	166	50 726	12 372	2 852	2 264
Motels, tourist courts .....	††	††	††	††	159	35 794	8 242	1 829	1 583
Motor hotels .....	**	**	**	**	7	14 932	4 130	1 023	681
Other lodging places .....	††	††	††	††	44	4 530	1 064	220	140
Trailing parks and camps .....	††	††	††	††	29	3 511	820	163	90
Rooming, boarding, and membership lodging .....	††	††	††	††	15	1 019	244	57	50
<b>Illinois</b> .....	††	††	††	††	1 070	1 078 306	316 493	72 955	39 015
Hotels, motor hotels, and motels .....	††	††	††	††	903	1 050 316	310 263	71 716	38 147
Hotels .....	††	††	††	††	306	782 028	242 937	56 188	27 599
Hotels, 25 guestrooms or more .....	††	††	††	††	240	777 362	242 018	56 020	27 427
Hotels, less than 25 guestrooms .....	**	**	**	**	66	4 666	919	168	172
Motels, motor hotels, and tourist courts .....	††	††	††	††	597	268 288	67 326	15 528	10 548
Motels, tourist courts .....	††	††	††	††	533	200 319	49 187	11 362	7 895
Motor hotels .....	**	**	**	**	64	67 969	18 139	4 166	2 653
Other lodging places .....	††	††	††	††	167	27 990	6 230	1 239	868
Trailing parks and camps .....	††	††	††	††	81	11 573	2 181	304	183
Sporting and recreational camps .....	††	††	††	††	27	4 553	1 215	159	85
Trailing parks and camp sites for transients .....	††	††	††	††	54	7 020	966	145	98
Rooming, boarding, and membership lodging .....	††	††	††	††	86	16 417	4 049	935	685
Rooming and boarding houses .....	††	††	††	††	76	12 758	3 254	772	532
Organization hotels and lodging houses, on membership basis .....	††	††	††	††	10	3 659	795	163	153



**Table 1. Summary Statistics for the United States and States: 1982—Con.**

[For meaning of abbreviations and symbols, see introductory text. For explanation of terms and comparability of 1977 and 1982 censuses, see appendix A]

Geographic area and kind of business or operation	All establishments				Establishments with payroll				
	Number	Receipts (\$1,000)	Unincorporated businesses or operations		Number	Receipts (\$1,000)	Annual payroll (\$1,000)	First quarter payroll (\$1,000)	Paid employees for pay period including March 12 (number)
			Individual proprie- torships (number)	Partners- hips (number)					
<b>Indiana</b> .....	††	††	††	††	595	355 387	101 325	22 789	14 636
Hotels, motor hotels, and motels .....	††	††	††	††	494	343 503	98 829	22 317	14 335
Hotels .....	††	††	††	††	124	143 343	44 595	10 211	6 435
Hotels, 25 guestrooms or more .....	††	††	††	††	90	139 974	44 001	10 086	6 313
Hotels, less than 25 guestrooms .....	**	**	**	**	34	3 369	594	125	122
Motels, motor hotels, and tourist courts .....	††	††	††	††	370	200 160	54 234	12 106	7 900
Motels, tourist courts .....	††	††	††	††	332	145 584	38 639	8 576	5 757
Motor hotels .....	**	**	**	**	38	54 576	15 595	3 530	2 143
Other lodging places .....	††	††	††	††	101	11 884	2 496	472	301
Trailing parks and camps .....	††	††	††	††	80	10 554	2 128	375	227
Sporting and recreational camps .....	††	††	††	††	26	4 464	974	211	136
Trailing parks and camp sites for transients .....	††	††	††	††	54	6 090	1 154	164	91
Rooming, boarding, and membership lodging .....	††	††	††	††	21	1 330	368	97	74
Rooming and boarding houses .....	††	††	††	††	17	964	293	75	54
Organization hotels and lodging houses, on membership basis .....	††	††	††	††	4	366	75	22	20
<b>Iowa</b> .....	††	††	††	††	553	203 382	52 978	13 021	9 492
Hotels, motor hotels, and motels .....	††	††	††	††	498	197 975	51 736	12 766	9 250
Hotels .....	††	††	††	††	115	83 386	24 142	6 256	4 048
Hotels, 25 guestrooms or more .....	††	††	††	††	70	80 741	23 670	6 122	3 884
Hotels, less than 25 guestrooms .....	**	**	**	**	45	2 645	472	134	164
Motels, motor hotels, and tourist courts .....	††	††	††	††	383	114 589	27 594	6 510	5 202
Motels, tourist courts .....	††	††	††	††	360	91 359	21 551	5 051	4 142
Motor hotels .....	**	**	**	**	23	23 230	6 043	1 459	1 060
Other lodging places .....	††	††	††	††	55	5 407	1 242	255	242
Trailing parks and camps .....	††	††	††	††	24	2 617	424	71	65
Sporting and recreational camps .....	††	††	††	††	9	1 444	243	39	45
Trailing parks and camp sites for transients .....	††	††	††	††	15	1 173	181	32	20
Rooming, boarding, and membership lodging .....	††	††	††	††	31	2 790	818	184	177
Rooming and boarding houses .....	††	††	††	††	20	1 938	598	131	130
Organization hotels and lodging houses, on membership basis .....	††	††	††	††	11	852	220	53	47
<b>Kansas</b> .....	††	††	††	††	437	173 125	45 170	10 530	7 710
Hotels, motor hotels, and motels .....	††	††	††	††	402	170 115	44 578	10 363	7 607
Hotels .....	††	††	††	††	84	66 911	19 057	4 373	2 861
Hotels, 25 guestrooms or more .....	††	††	††	††	55	64 865	18 659	4 272	2 782
Hotels, less than 25 guestrooms .....	**	**	**	**	29	2 046	398	101	79
Motels, motor hotels, and tourist courts .....	††	††	††	††	318	103 204	25 521	5 990	4 746
Motels, tourist courts .....	††	††	††	††	289	84 093	20 203	4 774	3 818
Motor hotels .....	**	**	**	**	29	19 111	5 318	1 216	928
Other lodging places .....	††	††	††	††	35	3 010	592	167	103
Trailing parks and camps .....	††	††	††	††	15	1 286	203	50	25
Sporting and recreational camps .....	††	††	††	††	4	(D)	(D)	(D)	(D)
Trailing parks and camp sites for transients .....	††	††	††	††	11	(D)	(D)	(D)	(D)
Rooming, boarding, and membership lodging .....	††	††	††	††	20	1 724	389	117	78
Rooming and boarding houses .....	††	††	††	††	14	1 123	292	94	60
Organization hotels and lodging houses, on membership basis .....	††	††	††	††	6	601	97	23	18
<b>Kentucky</b> .....	††	††	††	††	500	298 412	79 447	17 438	11 642
Hotels, motor hotels, and motels .....	††	††	††	††	453	292 228	78 177	17 212	11 469
Hotels .....	††	††	††	††	120	162 242	45 680	9 866	6 398
Hotels, 25 guestrooms or more .....	††	††	††	††	94	(D)	(D)	(D)	(D)
Hotels, less than 25 guestrooms .....	**	**	**	**	26	(D)	(D)	(D)	(D)
Motels, motor hotels, and tourist courts .....	††	††	††	††	333	129 986	32 497	7 346	5 071
Motels, tourist courts .....	††	††	††	††	310	97 459	22 866	5 077	3 664
Motor hotels .....	**	**	**	**	23	32 527	9 631	2 269	1 407
Other lodging places .....	††	††	††	††	47	6 184	1 270	226	173
Trailing parks and camps .....	††	††	††	††	35	5 740	1 172	197	137
Sporting and recreational camps .....	††	††	††	††	15	2 340	522	73	75
Trailing parks and camp sites for transients .....	††	††	††	††	20	3 400	650	124	62
Rooming, boarding, and membership lodging .....	††	††	††	††	12	444	98	29	36
Rooming and boarding houses .....	††	††	††	††	11	(D)	(D)	(D)	(D)
Organization hotels and lodging houses, on membership basis .....	††	††	††	††	1	(D)	(D)	(D)	(D)
<b>Louisiana</b> .....	††	††	††	††	526	564 149	151 319	37 069	20 845
Hotels, motor hotels, and motels .....	††	††	††	††	466	557 673	149 893	36 758	20 640
Hotels .....	††	††	††	††	133	341 199	95 476	24 056	12 362
Hotels, 25 guestrooms or more .....	††	††	††	††	93	337 340	94 647	23 842	12 188
Hotels, less than 25 guestrooms .....	**	**	**	**	40	3 859	829	214	174
Motels, motor hotels, and tourist courts .....	††	††	††	††	333	216 474	54 417	12 702	8 278
Motels, tourist courts .....	††	††	††	††	280	142 742	35 026	8 002	5 527
Motor hotels .....	**	**	**	**	53	73 732	19 391	4 700	2 751
Other lodging places .....	††	††	††	††	60	6 476	1 426	311	205
Trailing parks and camps .....	††	††	††	††	43	5 135	1 130	242	151
Sporting and recreational camps .....	††	††	††	††	15	1 539	417	73	49
Trailing parks and camp sites for transients .....	††	††	††	††	28	3 596	713	169	102
Rooming, boarding, and membership lodging .....	††	††	††	††	17	1 341	296	69	54
Rooming and boarding houses .....	††	††	††	††	12	747	189	45	33
Organization hotels and lodging houses, on membership basis .....	††	††	††	††	5	594	107	24	21



**Table 1. Summary Statistics for the United States and States: 1982—Con.**

[For meaning of abbreviations and symbols, see introductory text. For explanation of terms and comparability of 1977 and 1982 censuses, see appendix A]

Geographic area and kind of business or operation	All establishments				Establishments with payroll				
	Number	Receipts (\$1,000)	Unincorporated businesses or operations		Number	Receipts (\$1,000)	Annual payroll (\$1,000)	First quarter payroll (\$1,000)	Paid employees for pay period including March 12 (number)
			Individual proprietor- ships (number)	Partnerships (number)					
<b>Maine</b> .....	††	††	††	††	756	165 310	41 109	7 319	5 256
Hotels, motor hotels, and motels .....	††	††	††	††	534	136 602	33 894	6 313	4 543
Hotels .....	††	††	††	††	147	61 527	16 689	3 109	2 137
Hotels, 25 guestrooms or more .....	**	**	**	**	73	55 932	15 490	2 914	1 932
Hotels, less than 25 guestrooms .....	**	**	**	**	74	5 595	1 199	195	205
Motels, motor hotels, and tourist courts .....	††	††	††	††	387	75 075	17 205	3 204	2 406
Motels, tourist courts .....	**	**	**	**	355	55 543	11 802	2 190	1 652
Motor hotels .....	**	**	**	**	32	19 532	5 403	1 014	754
Other lodging places .....	††	††	††	††	222	28 708	7 215	1 006	713
Trailing parks and camps .....	††	††	††	††	164	24 000	5 520	631	423
Rooming, boarding, and membership lodging .....	††	††	††	††	58	4 708	1 695	375	290
<b>Maryland</b> .....	††	††	††	††	439	361 942	93 187	20 688	12 501
Hotels, motor hotels, and motels .....	††	††	††	††	375	353 777	91 557	20 351	12 323
Hotels .....	††	††	††	††	112	192 819	52 669	12 246	7 093
Hotels, 25 guestrooms or more .....	**	**	**	**	95	190 721	52 359	12 182	7 036
Hotels, less than 25 guestrooms .....	**	**	**	**	17	2 098	310	64	57
Motels, motor hotels, and tourist courts .....	††	††	††	††	263	160 958	38 888	8 105	5 230
Motels, tourist courts .....	**	**	**	**	235	124 714	29 288	5 980	3 850
Motor hotels .....	**	**	**	**	28	36 244	9 600	2 125	1 380
Other lodging places .....	††	††	††	††	64	8 165	1 630	337	178
Trailing parks and camps .....	††	††	††	††	35	6 395	1 190	235	103
Sporting and recreational camps .....	††	††	††	††	13	1 797	345	48	19
Trailing parks and camp sites for transients .....	††	††	††	††	22	4 598	845	187	84
Rooming, boarding, and membership lodging .....	††	††	††	††	29	1 770	440	102	75
Rooming and boarding houses .....	††	††	††	††	28	(D)	(D)	(D)	(D)
Organization hotels and lodging houses, on membership basis .....	††	††	††	††	1	(D)	(D)	(D)	(D)
<b>Massachusetts</b> .....	††	††	††	††	904	695 963	183 832	38 368	22 481
Hotels, motor hotels, and motels .....	††	††	††	††	697	667 738	176 814	37 379	21 877
Hotels .....	††	††	††	††	212	459 640	125 907	26 587	14 656
Hotels, 25 guestrooms or more .....	**	**	**	**	159	453 365	124 459	26 187	14 369
Hotels, less than 25 guestrooms .....	**	**	**	**	53	6 275	1 448	400	287
Motels, motor hotels, and tourist courts .....	††	††	††	††	485	208 098	50 907	10 792	7 221
Motels, tourist courts .....	**	**	**	**	425	111 006	26 035	5 408	3 894
Motor hotels .....	**	**	**	**	60	97 092	24 872	5 384	3 327
Other lodging places .....	††	††	††	††	207	28 225	7 018	989	604
Trailing parks and camps .....	††	††	††	††	92	19 450	4 695	508	243
Sporting and recreational camps .....	††	††	††	††	45	12 317	3 353	322	164
Trailing parks and camp sites for transients .....	††	††	††	††	47	7 133	1 342	186	79
Rooming, boarding, and membership lodging .....	††	††	††	††	115	8 775	2 323	481	361
Rooming and boarding houses .....	††	††	††	††	112	(D)	(D)	(D)	(D)
Organization hotels and lodging houses, on membership basis .....	††	††	††	††	3	(D)	(D)	(D)	(D)
<b>Michigan</b> .....	††	††	††	††	1 244	550 315	158 929	37 951	22 720
Hotels, motor hotels, and motels .....	††	††	††	††	1 057	531 264	154 579	37 350	22 221
Hotels .....	††	††	††	††	257	309 429	99 390	24 986	13 617
Hotels, 25 guestrooms or more .....	**	**	**	**	149	301 058	97 889	24 667	13 293
Hotels, less than 25 guestrooms .....	**	**	**	**	108	8 371	1 501	319	324
Motels, motor hotels, and tourist courts .....	††	††	††	††	800	221 835	55 189	12 364	8 604
Motels, tourist courts .....	**	**	**	**	747	175 129	41 031	9 066	6 625
Motor hotels .....	**	**	**	**	53	46 706	14 158	3 298	1 979
Other lodging places .....	††	††	††	††	187	19 051	4 350	601	499
Trailing parks and camps .....	††	††	††	††	146	15 312	3 206	344	301
Sporting and recreational camps .....	††	††	††	††	56	7 194	1 785	181	183
Trailing parks and camp sites for transients .....	††	††	††	††	90	8 118	1 421	163	118
Rooming, boarding, and membership lodging .....	††	††	††	††	41	3 739	1 144	257	198
Rooming and boarding houses .....	††	††	††	††	39	(D)	(D)	(D)	(D)
Organization hotels and lodging houses, on membership basis .....	††	††	††	††	2	(D)	(D)	(D)	(D)
<b>Minnesota</b> .....	††	††	††	††	900	432 514	126 318	28 597	18 232
Hotels, motor hotels, and motels .....	††	††	††	††	683	412 005	121 731	27 738	17 612
Hotels .....	††	††	††	††	201	271 914	85 128	19 848	11 380
Hotels, 25 guestrooms or more .....	**	**	**	**	135	267 745	84 527	19 735	11 209
Hotels, less than 25 guestrooms .....	**	**	**	**	66	4 169	601	113	171
Motels, motor hotels, and tourist courts .....	††	††	††	††	482	140 091	36 603	7 890	6 232
Motels, tourist courts .....	**	**	**	**	443	106 253	25 944	5 363	4 608
Motor hotels .....	**	**	**	**	39	33 838	10 659	2 527	1 624
Other lodging places .....	††	††	††	††	217	20 509	4 587	859	620
Trailing parks and camps .....	††	††	††	††	145	12 334	2 158	282	207
Sporting and recreational camps .....	††	††	††	††	106	9 664	1 778	244	182
Trailing parks and camp sites for transients .....	††	††	††	††	39	2 670	380	38	25
Rooming, boarding, and membership lodging .....	††	††	††	††	72	8 175	2 429	577	413
Rooming and boarding houses .....	††	††	††	††	71	(D)	(D)	(D)	(D)
Organization hotels and lodging houses, on membership basis .....	††	††	††	††	1	(D)	(D)	(D)	(D)

**Table 1. Summary Statistics for the United States and States: 1982—Con.**

[For meaning of abbreviations and symbols, see introductory text. For explanation of terms and comparability of 1977 and 1982 censuses, see appendix A]

Geographic area and kind of business or operation	All establishments				Establishments with payroll				Paid employees for pay period including March 12 (number)
	Number	Receipts (\$1,000)	Unincorporated businesses or operations		Number	Receipts (\$1,000)	Annual payroll (\$1,000)	First quarter payroll (\$1,000)	
			Individual proprietorships (number)	Partnerships (number)					
<b>Mississippi</b> .....	††	††	††	††	316	182 365	48 576	11 121	7 589
Hotels, motor hotels, and motels .....	††	††	††	††	280	179 366	47 984	10 994	7 471
Hotels .....	††	††	††	††	57	52 168	14 780	3 244	2 509
Hotels, 25 guestrooms or more .....	**	**	**	**	37	50 546	14 401	3 147	2 398
Hotels, less than 25 guestrooms .....	**	**	**	**	20	1 622	379	97	111
Motels, motor hotels, and tourist courts .....	††	††	††	††	223	127 198	33 204	7 750	4 962
Motels, tourist courts .....	**	**	**	**	201	91 047	23 179	5 381	3 660
Motor hotels .....	**	**	**	**	22	36 151	10 025	2 369	1 302
Other lodging places .....	††	††	††	††	36	2 999	592	127	118
Trailer parks and camps .....	††	††	††	††	21	2 003	332	58	52
Rooming, boarding, and membership lodging .....	††	††	††	††	15	996	260	69	66
<b>Missouri</b> .....	††	††	††	††	924	530 244	151 659	33 672	21 196
Hotels, motor hotels, and motels .....	††	††	††	††	792	511 656	146 447	32 613	19 972
Hotels .....	††	††	††	††	229	332 550	102 555	23 093	13 041
Hotels, 25 guestrooms or more .....	**	**	**	**	140	325 341	101 381	22 859	12 745
Hotels, less than 25 guestrooms .....	**	**	**	**	89	7 209	1 174	234	296
Motels, motor hotels, and tourist courts .....	††	††	††	††	563	179 106	43 892	9 520	6 931
Motels, tourist courts .....	**	**	**	**	526	143 120	34 061	7 370	5 505
Motor hotels .....	**	**	**	**	37	35 986	9 831	2 150	1 426
Other lodging places .....	††	††	††	††	132	18 588	5 212	1 059	1 224
Trailer parks and camps .....	††	††	††	††	66	11 654	3 286	627	824
Sporting and recreational camps .....	††	††	††	††	30	6 710	2 455	481	726
Trailer parks and camp sites for transients .....	††	††	††	††	36	4 944	831	146	98
Rooming, boarding, and membership lodging .....	††	††	††	††	66	6 934	1 926	432	400
Rooming and boarding houses .....	††	††	††	††	66	6 934	1 926	432	400
Organization hotels and lodging houses, on membership basis .....	††	††	††	††	-	-	-	-	-
<b>Montana</b> .....	††	††	††	††	483	160 864	41 672	9 307	6 767
Hotels, motor hotels, and motels .....	††	††	††	††	429	156 871	40 895	9 178	6 648
Hotels .....	††	††	††	††	103	57 822	17 365	3 994	2 760
Hotels, 25 guestrooms or more .....	**	**	**	**	66	54 905	16 743	3 854	2 629
Hotels, less than 25 guestrooms .....	**	**	**	**	37	2 917	622	140	131
Motels, motor hotels, and tourist courts .....	††	††	††	††	326	99 049	23 530	5 184	3 888
Motels, tourist courts .....	**	**	**	**	301	80 157	17 963	3 874	2 946
Motor hotels .....	**	**	**	**	25	18 892	5 567	1 310	942
Other lodging places .....	††	††	††	††	54	3 993	777	129	119
Trailer parks and camps .....	††	††	††	††	40	2 835	469	66	59
Rooming, boarding, and membership lodging .....	††	††	††	††	14	1 158	308	63	60
<b>Nebraska</b> .....	††	††	††	††	372	132 311	36 447	8 520	6 244
Hotels, motor hotels, and motels .....	††	††	††	††	338	127 052	35 173	8 266	6 079
Hotels .....	††	††	††	††	74	43 486	12 821	3 021	2 228
Hotels, 25 guestrooms or more .....	**	**	**	**	56	42 245	12 654	2 990	2 162
Hotels, less than 25 guestrooms .....	**	**	**	**	18	1 241	167	31	66
Motels, motor hotels, and tourist courts .....	††	††	††	††	264	83 566	22 352	5 245	3 851
Motels, tourist courts .....	**	**	**	**	249	70 255	18 332	4 337	3 210
Motor hotels .....	**	**	**	**	15	13 311	4 020	908	641
Other lodging places .....	††	††	††	††	34	5 259	1 274	254	165
Trailer parks and camps .....	††	††	††	††	16	2 594	562	94	48
Rooming, boarding, and membership lodging .....	††	††	††	††	18	2 665	712	160	117
<b>Nevada</b> .....	††	††	††	††	569	3 442 075	1 170 196	286 915	91 510
Hotels, motor hotels, and motels .....	††	††	††	††	542	3 432 553	1 168 180	286 196	91 198
Hotels .....	††	††	††	††	193	3 327 696	1 145 104	281 031	87 964
Hotels, 25 guestrooms or more .....	**	**	**	**	167	3 325 927	1 144 729	280 943	87 878
Hotels, less than 25 guestrooms .....	**	**	**	**	26	1 769	375	88	86
Motels, motor hotels, and tourist courts .....	††	††	††	††	349	104 857	23 076	5 165	3 234
Motels, tourist courts .....	**	**	**	**	332	94 829	19 933	4 388	2 844
Motor hotels .....	**	**	**	**	17	10 028	3 143	777	390
Other lodging places .....	††	††	††	††	27	9 522	2 016	719	312
Trailer parks and camps .....	††	††	††	††	19	9 060	1 826	680	274
Rooming, boarding, and membership lodging .....	††	††	††	††	8	462	190	39	38
<b>New Hampshire</b> .....	††	††	††	††	467	139 644	38 572	8 209	5 334
Hotels, motor hotels, and motels .....	††	††	††	††	366	125 599	35 574	7 835	5 112
Hotels .....	††	††	††	††	108	76 150	23 287	5 285	3 368
Hotels, 25 guestrooms or more .....	**	**	**	**	61	71 404	22 338	5 058	3 116
Hotels, less than 25 guestrooms .....	**	**	**	**	47	4 746	949	227	252
Motels, motor hotels, and tourist courts .....	††	††	††	††	258	49 449	12 287	2 550	1 744
Motels, tourist courts .....	**	**	**	**	235	36 608	8 414	1 619	1 263
Motor hotels .....	**	**	**	**	23	12 841	3 873	931	481
Other lodging places .....	††	††	††	††	101	14 045	2 998	374	222
Trailer parks and camps .....	††	††	††	††	88	13 692	2 930	354	206
Rooming, boarding, and membership lodging .....	††	††	††	††	13	353	68	20	16



**Table 1. Summary Statistics for the United States and States: 1982—Con.**

[For meaning of abbreviations and symbols, see introductory text. For explanation of terms and comparability of 1977 and 1982 censuses, see appendix A]

Geographic area and kind of business or operation	All establishments				Establishments with payroll				Paid employees for pay period including March 12 (number)
	Number	Receipts (\$1,000)	Unincorporated businesses or operations		Number	Receipts (\$1,000)	Annual payroll (\$1,000)	First quarter payroll (\$1,000)	
			Individual proprietorships (number)	Partnerships (number)					
<b>New Jersey</b> .....	††	††	††	††	1 269	2 435 480	650 120	147 932	46 463
Hotels, motor hotels, and motels .....	††	††	††	††	1 079	2 410 002	644 772	147 052	45 944
Hotels .....	††	††	††	††	299	2 113 226	569 655	131 621	37 422
Hotels, 25 guestrooms or more .....	††	††	††	††	221	2 106 978	568 491	131 338	37 202
Hotels, less than 25 guestrooms .....	**	**	**	**	78	6 248	1 164	283	220
Motels, motor hotels, and tourist courts .....	††	††	††	††	780	296 776	75 117	15 431	8 522
Motels, tourist courts .....	**	**	**	**	700	204 388	48 240	9 344	5 377
Motor hotels .....	**	**	**	**	80	92 388	26 877	6 087	3 145
Other lodging places .....	††	††	††	††	190	25 478	5 348	880	519
Trailer parks and camps .....	††	††	††	††	95	18 302	3 475	446	225
Sporting and recreational camps .....	††	††	††	††	23	4 516	986	151	83
Trailer parks and camp sites for transients .....	††	††	††	††	72	13 786	2 489	295	142
Rooming, boarding, and membership lodging .....	††	††	††	††	95	7 176	1 873	434	294
Rooming and boarding houses .....	††	††	††	††	91	(D)	(D)	(D)	(D)
Organization hotels and lodging houses, on membership basis .....	††	††	††	††	4	(D)	(D)	(D)	(D)
<b>New Mexico</b> .....	††	††	††	††	489	221 476	54 961	12 103	8 641
Hotels, motor hotels, and motels .....	††	††	††	††	439	214 453	53 751	11 873	8 475
Hotels .....	††	††	††	††	93	86 045	24 069	5 068	3 219
Hotels, 25 guestrooms or more .....	††	††	††	††	52	82 049	23 342	4 871	3 028
Hotels, less than 25 guestrooms .....	**	**	**	**	41	3 996	727	197	191
Motels, motor hotels, and tourist courts .....	††	††	††	††	346	128 408	29 682	6 805	5 256
Motels, tourist courts .....	**	**	**	**	316	91 077	18 998	4 359	3 685
Motor hotels .....	**	**	**	**	30	37 331	10 684	2 446	1 571
Other lodging places .....	††	††	††	††	50	7 023	1 210	230	166
Trailer parks and camps .....	††	††	††	††	40	6 370	1 079	194	135
Rooming, boarding, and membership lodging .....	††	††	††	††	10	653	131	36	31
<b>New York</b> .....	††	††	††	††	2 260	2 151 084	612 962	138 487	58 131
Hotels, motor hotels, and motels .....	††	††	††	††	1 739	2 059 029	589 784	134 328	56 183
Hotels .....	††	††	††	††	628	1 677 603	494 460	114 109	44 115
Hotels, 25 guestrooms or more .....	††	††	††	††	427	1 658 271	490 181	113 256	43 411
Hotels, less than 25 guestrooms .....	**	**	**	**	201	19 332	4 279	853	704
Motels, motor hotels, and tourist courts .....	††	††	††	††	1 111	381 426	95 324	20 219	12 068
Motels, tourist courts .....	**	**	**	**	1 030	291 233	69 530	14 359	9 080
Motor hotels .....	**	**	**	**	81	90 193	25 794	5 860	2 988
Other lodging places .....	††	††	††	††	521	92 055	23 178	4 159	1 948
Trailer parks and camps .....	††	††	††	††	252	50 602	11 408	1 420	647
Sporting and recreational camps .....	††	††	††	††	144	39 423	9 234	1 156	480
Trailer parks and camp sites for transients .....	††	††	††	††	108	11 179	2 174	264	167
Rooming, boarding, and membership lodging .....	††	††	††	††	269	41 453	11 770	2 739	1 301
Rooming and boarding houses .....	††	††	††	††	237	34 587	9 658	2 219	1 107
Organization hotels and lodging houses, on membership basis .....	††	††	††	††	32	6 866	2 112	520	194
<b>North Carolina</b> .....	††	††	††	††	1 121	523 684	129 931	28 440	18 635
Hotels, motor hotels, and motels .....	††	††	††	††	960	501 899	124 577	27 562	17 986
Hotels .....	††	††	††	††	180	184 801	51 488	11 368	6 688
Hotels, 25 guestrooms or more .....	**	**	**	**	123	180 469	50 461	11 179	6 554
Hotels, less than 25 guestrooms .....	**	**	**	**	57	4 332	1 027	189	134
Motels, motor hotels, and tourist courts .....	††	††	††	††	780	317 098	73 089	16 194	11 298
Motels, tourist courts .....	**	**	**	**	720	263 831	59 477	13 165	9 368
Motor hotels .....	**	**	**	**	60	53 267	13 612	3 029	1 930
Other lodging places .....	††	††	††	††	161	21 785	5 354	878	649
Trailer parks and camps .....	††	††	††	††	125	19 582	4 784	744	510
Sporting and recreational camps .....	††	††	††	††	48	11 485	3 266	483	333
Trailer parks and camp sites for transients .....	††	††	††	††	77	8 097	1 518	261	177
Rooming, boarding, and membership lodging .....	††	††	††	††	36	2 203	570	134	139
Rooming and boarding houses .....	††	††	††	††	35	(D)	(D)	(D)	(D)
Organization hotels and lodging houses, on membership basis .....	††	††	††	††	1	(D)	(D)	(D)	(D)
<b>North Dakota</b> .....	††	††	††	††	247	96 094	24 751	5 985	4 512
Hotels, motor hotels, and motels .....	††	††	††	††	230	94 402	24 400	5 912	4 442
Hotels .....	††	††	††	††	42	33 226	9 440	2 337	1 534
Hotels, 25 guestrooms or more .....	**	**	**	**	31	32 463	9 280	2 303	1 483
Hotels, less than 25 guestrooms .....	**	**	**	**	11	763	160	34	51
Motels, motor hotels, and tourist courts .....	††	††	††	††	188	61 176	14 960	3 575	2 908
Motels, tourist courts .....	**	**	**	**	175	42 634	9 289	2 237	1 963
Motor hotels .....	**	**	**	**	13	18 542	5 671	1 338	945
Other lodging places .....	††	††	††	††	17	1 692	351	73	70
Trailer parks and camps .....	††	††	††	††	11	890	103	14	11
Rooming, boarding, and membership lodging .....	††	††	††	††	6	802	248	59	59



**Table 1. Summary Statistics for the United States and States: 1982—Con.**

[For meaning of abbreviations and symbols, see introductory text. For explanation of terms and comparability of 1977 and 1982 censuses, see appendix A]

Geographic area and kind of business or operation	All establishments				Establishments with payroll				Paid employees for pay period including March 12 (number)
	Number	Receipts (\$1,000)	Unincorporated businesses or operations		Number	Receipts (\$1,000)	Annual payroll (\$1,000)	First quarter payroll (\$1,000)	
			Individual proprietorships (number)	Partnerships (number)					
<b>Ohio</b> .....	††	††	††	††	1 059	697 620	201 639	46 848	29 090
Hotels, motor hotels, and motels .....	††	††	††	††	870	676 833	196 797	45 883	28 487
Hotels .....	††	††	††	††	225	383 759	121 649	29 252	16 903
Hotels, 25 guestrooms or more .....	**	**	**	**	169	380 173	120 867	29 080	16 722
Hotels, less than 25 guestrooms .....	**	**	**	**	56	3 586	782	172	181
Motels, motor hotels, and tourist courts .....	††	††	††	††	645	293 074	75 148	16 631	11 584
Motels, tourist courts .....	**	**	**	**	587	249 099	62 266	13 662	9 676
Motor hotels .....	**	**	**	**	58	43 975	12 882	2 969	1 908
Other lodging places .....	††	††	††	††	189	20 787	4 842	965	603
Trailer parks and camps .....	††	††	††	††	145	14 514	2 675	424	285
Sporting and recreational camps .....	††	††	††	††	30	5 264	923	167	75
Trailer parks and camp sites for transients .....	††	††	††	††	115	9 250	1 752	257	210
Rooming, boarding, and membership lodging .....	††	††	††	††	44	6 273	2 167	541	318
Rooming and boarding houses .....	††	††	††	††	37	2 355	732	187	150
Organization hotels and lodging houses, on membership basis .....	††	††	††	††	7	3 918	1 435	354	168
<b>Oklahoma</b> .....	††	††	††	††	508	303 233	75 703	17 266	10 844
Hotels, motor hotels, and motels .....	††	††	††	††	455	295 997	74 003	16 962	10 647
Hotels .....	††	††	††	††	92	92 052	24 192	5 470	3 410
Hotels, 25 guestrooms or more .....	**	**	**	**	54	89 530	23 767	5 374	3 306
Hotels, less than 25 guestrooms .....	**	**	**	**	38	2 522	425	96	104
Motels, motor hotels, and tourist courts .....	††	††	††	††	363	203 945	49 811	11 492	7 237
Motels, tourist courts .....	**	**	**	**	330	152 259	36 003	8 160	5 370
Motor hotels .....	**	**	**	**	33	51 686	13 808	3 332	1 867
Other lodging places .....	††	††	††	††	53	7 236	1 700	304	197
Trailer parks and camps .....	††	††	††	††	35	4 922	1 028	177	107
Sporting and recreational camps .....	††	††	††	††	18	1 984	416	53	42
Trailer parks and camp sites for transients .....	††	††	††	††	17	2 938	612	124	65
Rooming, boarding, and membership lodging .....	††	††	††	††	18	2 314	672	127	90
Rooming and boarding houses .....	††	††	††	††	18	2 314	672	127	90
Organization hotels and lodging houses, on membership basis .....	††	††	††	††	-	-	-	-	-
<b>Oregon</b> .....	††	††	††	††	723	291 429	75 908	17 802	11 785
Hotels, motor hotels, and motels .....	††	††	††	††	628	281 859	74 301	17 478	11 518
Hotels .....	††	††	††	††	126	104 530	30 424	7 284	4 521
Hotels, 25 guestrooms or more .....	**	**	**	**	72	100 142	29 721	7 108	4 336
Hotels, less than 25 guestrooms .....	**	**	**	**	54	4 388	703	176	185
Motels, motor hotels, and tourist courts .....	††	††	††	††	502	177 329	43 877	10 194	6 997
Motels, tourist courts .....	**	**	**	**	445	98 783	21 398	4 784	3 967
Motor hotels .....	**	**	**	**	57	78 546	22 479	5 410	3 030
Other lodging places .....	††	††	††	††	95	9 570	1 607	324	267
Trailer parks and camps .....	††	††	††	††	59	5 914	796	135	125
Sporting and recreational camps .....	††	††	††	††	20	2 079	333	39	61
Trailer parks and camp sites for transients .....	††	††	††	††	39	3 835	463	96	64
Rooming, boarding, and membership lodging .....	††	††	††	††	36	3 656	811	189	142
Rooming and boarding houses .....	††	††	††	††	30	2 462	583	138	108
Organization hotels and lodging houses, on membership basis .....	††	††	††	††	6	1 194	228	51	34
<b>Pennsylvania</b> .....	††	††	††	††	1 450	1 096 331	308 457	69 421	43 871
Hotels, motor hotels, and motels .....	††	††	††	††	1 137	1 046 781	296 983	67 603	42 669
Hotels .....	††	††	††	††	407	692 337	206 038	47 820	28 807
Hotels, 25 guestrooms or more .....	**	**	**	**	254	677 952	203 205	47 198	28 206
Hotels, less than 25 guestrooms .....	**	**	**	**	153	14 385	2 833	622	601
Motels, motor hotels, and tourist courts .....	††	††	††	††	730	354 444	90 945	19 783	13 862
Motels, tourist courts .....	**	**	**	**	642	225 016	54 907	11 806	8 683
Motor hotels .....	**	**	**	**	88	129 428	36 038	7 977	5 179
Other lodging places .....	††	††	††	††	313	49 550	11 474	1 818	1 202
Trailer parks and camps .....	††	††	††	††	181	34 933	6 887	754	453
Sporting and recreational camps .....	††	††	††	††	82	20 869	4 684	485	246
Trailer parks and camp sites for transients .....	††	††	††	††	99	14 064	2 203	269	207
Rooming, boarding, and membership lodging .....	††	††	††	††	132	14 617	4 587	1 064	749
Rooming and boarding houses .....	††	††	††	††	119	13 878	4 368	1 013	710
Organization hotels and lodging houses, on membership basis .....	††	††	††	††	13	739	219	51	39
<b>Rhode Island</b> .....	††	††	††	††	107	65 548	17 580	3 745	2 026
Hotels, motor hotels, and motels .....	††	††	††	††	82	63 299	16 955	3 634	1 971
Hotels .....	††	††	††	††	23	27 312	8 186	1 810	832
Hotels, 25 guestrooms or more .....	**	**	**	**	14	26 679	8 048	1 767	793
Hotels, less than 25 guestrooms .....	**	**	**	**	9	633	138	43	39
Motels, motor hotels, and tourist courts .....	††	††	††	††	59	35 987	8 769	1 824	1 139
Motels, tourist courts .....	**	**	**	**	52	21 192	5 158	957	664
Motor hotels .....	**	**	**	**	7	14 795	3 611	867	475
Other lodging places .....	††	††	††	††	25	2 249	625	111	55
Trailer parks and camps .....	††	††	††	††	14	1 578	449	63	20
Rooming, boarding, and membership lodging .....	††	††	††	††	11	671	176	48	35

**Table 1. Summary Statistics for the United States and States: 1982—Con.**

[For meaning of abbreviations and symbols, see introductory text. For explanation of terms and comparability of 1977 and 1982 censuses, see appendix A]

Geographic area and kind of business or operation	All establishments				Establishments with payroll				
	Number	Receipts (\$1,000)	Unincorporated businesses or operations		Number	Receipts (\$1,000)	Annual payroll (\$1,000)	First quarter payroll (\$1,000)	Paid employees for pay period including March 12 (number)
			Individual proprietorships (number)	Partnerships (number)					
<b>South Carolina</b> .....	††	††	††	††	788	479 797	118 958	26 125	15 772
Hotels, motor hotels, and motels .....	††	††	††	††	713	458 014	113 249	25 228	15 220
Hotels .....	††	††	††	††	141	232 114	61 831	14 402	7 412
Hotels, 25 guestrooms or more .....	††	††	††	††	96	228 265	61 155	14 266	7 272
Hotels, less than 25 guestrooms .....	††	††	††	††	45	3 849	676	136	140
Motels, motor hotels, and tourist courts .....	††	††	††	††	572	225 900	51 418	10 826	7 808
Motels, tourist courts .....	††	††	††	††	521	187 288	41 226	8 764	6 310
Motor hotels .....	††	††	††	††	51	38 612	10 192	2 062	1 498
Other lodging places .....	††	††	††	††	75	21 783	5 709	897	552
Trailer parks and camps .....	††	††	††	††	45	19 944	5 266	803	464
Sporting and recreational camps .....	††	††	††	††	17	2 674	820	105	110
Trailer parks and camp sites for transients .....	††	††	††	††	28	17 270	4 446	698	354
Rooming, boarding, and membership lodging .....	††	††	††	††	30	1 839	443	94	88
Rooming and boarding houses .....	††	††	††	††	29	(D)	(D)	(D)	(D)
Organization hotels and lodging houses, on membership basis .....	††	††	††	††	1	(D)	(D)	(D)	(D)
<b>South Dakota</b> .....	††	††	††	††	327	80 794	19 576	4 179	3 393
Hotels, motor hotels, and motels .....	††	††	††	††	297	78 085	19 159	4 126	3 347
Hotels .....	††	††	††	††	42	14 005	3 830	857	663
Hotels, 25 guestrooms or more .....	††	††	††	††	23	12 923	3 621	820	617
Hotels, less than 25 guestrooms .....	††	††	††	††	19	1 082	209	37	46
Motels, motor hotels, and tourist courts .....	††	††	††	††	255	64 080	15 329	3 269	2 684
Motels, tourist courts .....	††	††	††	††	235	53 017	12 539	2 708	2 187
Motor hotels .....	††	††	††	††	20	11 063	2 790	561	497
Other lodging places .....	††	††	††	††	30	2 709	417	53	46
Trailer parks and camps .....	††	††	††	††	23	2 436	352	37	34
Rooming, boarding, and membership lodging .....	††	††	††	††	7	273	65	16	12
<b>Tennessee</b> .....	††	††	††	††	905	592 457	147 353	31 602	20 882
Hotels, motor hotels, and motels .....	††	††	††	††	788	569 389	143 059	30 846	20 407
Hotels .....	††	††	††	††	182	267 657	73 755	16 444	10 377
Hotels, 25 guestrooms or more .....	††	††	††	††	128	263 080	72 925	16 278	10 203
Hotels, less than 25 guestrooms .....	††	††	††	††	54	4 577	830	166	174
Motels, motor hotels, and tourist courts .....	††	††	††	††	606	301 732	69 304	14 402	10 030
Motels, tourist courts .....	††	††	††	††	562	250 949	56 020	11 663	8 486
Motor hotels .....	††	††	††	††	44	50 783	13 284	2 739	1 544
Other lodging places .....	††	††	††	††	117	23 068	4 294	756	475
Trailer parks and camps .....	††	††	††	††	90	20 643	3 620	601	374
Sporting and recreational camps .....	††	††	††	††	31	7 893	1 743	334	148
Trailer parks and camp sites for transients .....	††	††	††	††	59	12 750	1 877	267	226
Rooming, boarding, and membership lodging .....	††	††	††	††	27	2 425	674	155	101
Rooming and boarding houses .....	††	††	††	††	27	2 425	674	155	101
Organization hotels and lodging houses, on membership basis .....	††	††	††	††	-	-	-	-	-
<b>Texas</b> .....	††	††	††	††	2 198	1 992 277	537 746	129 195	69 272
Hotels, motor hotels, and motels .....	††	††	††	††	1 993	1 951 330	529 557	127 535	68 320
Hotels .....	††	††	††	††	546	1 275 753	372 185	91 604	44 274
Hotels, 25 guestrooms or more .....	††	††	††	††	421	1 265 876	370 371	91 228	43 935
Hotels, less than 25 guestrooms .....	††	††	††	††	125	9 877	1 814	376	339
Motels, motor hotels, and tourist courts .....	††	††	††	††	1 447	675 577	157 372	35 931	24 046
Motels, tourist courts .....	††	††	††	††	1 250	471 532	106 412	24 078	16 529
Motor hotels .....	††	††	††	††	197	204 045	50 960	11 853	7 517
Other lodging places .....	††	††	††	††	205	40 947	8 189	1 660	952
Trailer parks and camps .....	††	††	††	††	139	33 961	6 670	1 251	680
Sporting and recreational camps .....	††	††	††	††	60	20 010	4 474	749	381
Trailer parks and camp sites for transients .....	††	††	††	††	79	13 951	2 196	502	299
Rooming, boarding, and membership lodging .....	††	††	††	††	66	6 886	1 519	409	272
Rooming and boarding houses .....	††	††	††	††	53	5 984	1 247	335	217
Organization hotels and lodging houses, on membership basis .....	††	††	††	††	13	1 002	272	74	55
<b>Utah</b> .....	††	††	††	††	351	193 992	53 436	13 350	8 096
Hotels, motor hotels, and motels .....	††	††	††	††	303	188 179	52 298	13 169	7 975
Hotels .....	††	††	††	††	67	111 058	34 964	9 427	4 848
Hotels, 25 guestrooms or more .....	††	††	††	††	51	109 595	34 690	9 363	4 784
Hotels, less than 25 guestrooms .....	††	††	††	††	16	1 463	274	64	64
Motels, motor hotels, and tourist courts .....	††	††	††	††	236	77 121	17 334	3 742	3 127
Motels, tourist courts .....	††	††	††	††	218	61 061	12 987	2 705	2 329
Motor hotels .....	††	††	††	††	18	16 060	4 347	1 037	798
Other lodging places .....	††	††	††	††	48	5 813	1 138	181	121
Trailer parks and camps .....	††	††	††	††	38	4 483	731	90	59
Rooming, boarding, and membership lodging .....	††	††	††	††	10	1 330	407	91	62



**Table 1. Summary Statistics for the United States and States: 1982—Con.**

[For meaning of abbreviations and symbols, see introductory text. For explanation of terms and comparability of 1977 and 1982 censuses, see appendix A]

Geographic area and kind of business or operation	All establishments				Establishments with payroll				
	Number	Receipts (\$1,000)	Unincorporated businesses or operations		Number	Receipts (\$1,000)	Annual payroll (\$1,000)	First quarter payroll (\$1,000)	Paid employees for pay period including March 12 (number)
			Individual proprietorships (number)	Partnerships (number)					
<b>Vermont</b> .....	††	††	††	††	424	120 407	33 369	8 642	5 326
Hotels, motor hotels, and motels .....	††	††	††	††	349	113 297	31 729	8 487	5 215
Hotels .....	††	††	††	††	156	69 163	20 765	5 553	3 353
Hotels, 25 guestrooms or more .....	††	††	††	††	73	58 851	18 631	4 813	2 751
Hotels, less than 25 guestrooms .....	**	**	**	**	83	10 312	2 134	740	602
Motels, motor hotels, and tourist courts .....	††	††	††	††	193	44 134	10 964	2 934	1 862
Motels, tourist courts .....	**	**	**	**	172	30 985	7 041	1 890	1 334
Motor hotels .....	**	**	**	**	21	13 149	3 923	1 044	528
Other lodging places .....	††	††	††	††	75	7 110	1 640	155	111
Trailer parks and camps .....	††	††	††	††	51	6 178	1 403	92	56
Rooming, boarding, and membership lodging .....	††	††	††	††	24	932	237	63	55
<b>Virginia</b> .....	††	††	††	††	998	744 100	198 847	42 717	25 846
Hotels, motor hotels, and motels .....	††	††	††	††	864	725 426	194 933	42 188	25 470
Hotels .....	††	††	††	††	213	381 592	111 085	24 346	13 323
Hotels, 25 guestrooms or more .....	**	**	**	**	176	378 463	110 435	24 221	13 189
Hotels, less than 25 guestrooms .....	**	**	**	**	37	3 129	650	125	134
Motels, motor hotels, and tourist courts .....	††	††	††	††	651	343 834	83 848	17 842	12 147
Motels, tourist courts .....	**	**	**	**	559	244 658	59 106	12 311	8 753
Motor hotels .....	**	**	**	**	92	99 176	24 742	5 531	3 394
Other lodging places .....	††	††	††	††	134	18 674	3 914	529	376
Trailer parks and camps .....	††	††	††	††	115	17 083	3 502	437	292
Sporting and recreational camps .....	††	††	††	††	36	4 782	1 206	129	111
Trailer parks and camp sites for transients .....	††	††	††	††	79	12 301	2 296	308	181
Rooming, boarding, and membership lodging .....	††	††	††	††	19	1 591	412	92	84
Rooming and boarding houses .....	††	††	††	††	19	1 591	412	92	84
Organization hotels and lodging houses, on membership basis .....	††	††	††	††	-	-	-	-	-
<b>Washington</b> .....	††	††	††	††	818	432 627	125 511	29 908	16 425
Hotels, motor hotels, and motels .....	††	††	††	††	695	415 617	121 832	28 830	15 804
Hotels .....	††	††	††	††	159	224 838	73 234	17 743	8 391
Hotels, 25 guestrooms or more .....	**	**	**	**	104	220 221	72 413	17 555	8 189
Hotels, less than 25 guestrooms .....	**	**	**	**	55	4 617	821	188	202
Motels, motor hotels, and tourist courts .....	††	††	††	††	536	190 779	48 598	11 087	7 413
Motels, tourist courts .....	**	**	**	**	478	127 429	30 497	6 810	4 857
Motor hotels .....	**	**	**	**	58	63 350	18 101	4 277	2 556
Other lodging places .....	††	††	††	††	123	17 010	3 679	1 078	621
Trailer parks and camps .....	††	††	††	††	84	13 515	2 494	779	425
Sporting and recreational camps .....	††	††	††	††	34	4 383	956	132	105
Trailer parks and camp sites for transients .....	††	††	††	††	50	9 132	1 538	647	320
Rooming, boarding, and membership lodging .....	††	††	††	††	39	3 495	1 185	299	196
Rooming and boarding houses .....	††	††	††	††	30	2 700	1 004	253	155
Organization hotels and lodging houses, on membership basis .....	††	††	††	††	9	795	181	46	41
<b>West Virginia</b> .....	††	††	††	††	274	172 794	57 132	12 234	6 671
Hotels, motor hotels, and motels .....	††	††	††	††	244	168 796	56 170	12 104	6 545
Hotels .....	††	††	††	††	55	78 981	30 664	6 444	3 039
Hotels, 25 guestrooms or more .....	**	**	**	**	35	77 866	30 459	6 396	2 982
Hotels, less than 25 guestrooms .....	**	**	**	**	20	1 115	205	48	57
Motels, motor hotels, and tourist courts .....	††	††	††	††	189	89 815	25 506	5 660	3 506
Motels, tourist courts .....	**	**	**	**	173	66 870	18 625	4 068	2 613
Motor hotels .....	**	**	**	**	16	22 945	6 881	1 592	893
Other lodging places .....	††	††	††	††	30	3 998	962	130	126
Trailer parks and camps .....	††	††	††	††	21	3 400	808	86	84
Rooming, boarding, and membership lodging .....	††	††	††	††	9	598	154	44	42
<b>Wisconsin</b> .....	††	††	††	††	1 040	386 481	103 000	22 727	16 122
Hotels, motor hotels, and motels .....	††	††	††	††	824	358 673	96 719	21 724	15 472
Hotels .....	††	††	††	††	208	193 614	57 426	12 790	8 254
Hotels, 25 guestrooms or more .....	**	**	**	**	111	186 949	56 154	12 513	7 950
Hotels, less than 25 guestrooms .....	**	**	**	**	97	6 665	1 272	277	304
Motels, motor hotels, and tourist courts .....	††	††	††	††	616	165 059	39 293	8 934	7 218
Motels, tourist courts .....	**	**	**	**	561	119 667	26 909	6 067	4 991
Motor hotels .....	**	**	**	**	55	45 392	12 384	2 867	2 227
Other lodging places .....	††	††	††	††	216	27 808	6 281	1 003	650
Trailer parks and camps .....	††	††	††	††	174	24 087	5 458	824	493
Sporting and recreational camps .....	††	††	††	††	84	13 781	3 729	596	307
Trailer parks and camp sites for transients .....	††	††	††	††	90	10 306	1 729	228	186
Rooming, boarding, and membership lodging .....	††	††	††	††	42	3 721	823	179	157
Rooming and boarding houses .....	††	††	††	††	40	(D)	(D)	(D)	(D)
Organization hotels and lodging houses, on membership basis .....	††	††	††	††	2	(D)	(D)	(D)	(D)
<b>Wyoming</b> .....	††	††	††	††	464	204 301	49 274	10 603	6 752
Hotels, motor hotels, and motels .....	††	††	††	††	379	190 328	46 463	10 133	6 452
Hotels .....	††	††	††	††	90	64 487	17 203	3 872	2 429
Hotels, 25 guestrooms or more .....	**	**	**	**	49	60 522	16 554	3 739	2 285
Hotels, less than 25 guestrooms .....	**	**	**	**	41	3 965	649	133	144
Motels, motor hotels, and tourist courts .....	††	††	††	††	289	125 841	29 260	6 261	4 023
Motels, tourist courts .....	**	**	**	**	270	106 846	23 950	5 480	3 564
Motor hotels .....	**	**	**	**	19	18 995	5 310	781	459
Other lodging places .....	††	††	††	††	85	13 973	2 811	470	300
Trailer parks and camps .....	††	††	††	††	77	12 735	2 567	418	262
Rooming, boarding, and membership lodging .....	††	††	††	††	8	1 238	244	52	38



**Table 2. Major Sources of Receipts for the United States and Selected Standard Metropolitan Statistical Areas: 1982**

[Includes only establishments with payroll. For meaning of abbreviations and symbols, see introductory text. For explanation of terms and comparability of 1977 and 1982 censuses, see appendix A.]

Geographic area and kind of business or operation	Establishments (number)	Guestrooms as of December 31 (number)	Sources of receipts from customers							Receipts from other sources (\$1,000)		Customer receipts of establishments responding to inquiry as percent of total customer receipts
			Total (\$1,000)	Guestroom rentals (\$1,000)	Meals and nonalcoholic beverages (\$1,000)	Alcoholic beverages (\$1,000)	Packaged liquor, wine, and beer (\$1,000)	Sales of gasoline, oil, etc. (\$1,000)	Sales of other merchandise (\$1,000)	Other sources (\$1,000)	Receipts from other sources (\$1,000)	
<b>United States</b> .....	35 030	2 345 771	32 221 234	18 950 574	5 861 550	2 424 780	31 878	117 637	441 775	4 393 040	220 023	C
Hotels, 25 guestrooms or more.....	6 964	1 033 722	21 867 743	10 892 756	4 496 920	1 891 359	17 827	27 026	339 759	4 202 096	159 914	C
Hotels, less than 25 guestrooms.....	3 015	44 283	272 911	(S)	(S)	(S)	(S)	(S)	(S)	(S)	1 432	D
Motels, tourist courts.....	22 784	1 047 829	7 629 829	6 153 579	867 248	328 816	10 761	79 594	79 159	110 672	(S)	D
Motor hotels.....	2 267	219 944	2 450 751	1 661 328	481 699	197 524	2 885	10 343	20 979	75 993	22 998	D
<b>Akron, Ohio</b> .....	45	3 996	41 498	(S)	(S)	(S)	(S)	(S)	(S)	(S)	(S)	E
Hotels, 25 guestrooms or more.....	11	1 823	23 095	(S)	(S)	(S)	(S)	(S)	(S)	(S)	(S)	E
Hotels, less than 25 guestrooms.....	4	46	79	(D)	(D)	(D)	(D)	(D)	(D)	(D)	(D)	E
Motels, tourist courts.....	26	2 190	17 856	13	3 225	1 324	(S)	(S)	(S)	(S)	(S)	E
Motor hotels.....	4	137	468	(S)	(S)	(S)	(S)	(S)	(S)	(S)	(S)	E
<b>Albany-Schenectady-Troy, N.Y.</b> .....	98	6 603	71 084	46 658	16 121	6 671	(S)	(S)	213	1 421	482	D
Hotels, 25 guestrooms or more.....	16	(D)	(D)	(S)	(S)	(S)	(S)	(S)	(S)	(S)	(S)	E
Hotels, less than 25 guestrooms.....	2	(D)	(D)	(D)	(D)	(D)	(D)	(D)	(D)	(D)	(D)	E
Motels, tourist courts.....	73	3 254	21 463	16 574	3 566	873	(D)	(D)	186	264	273	E
Motor hotels.....	7	909	15 893	7 077	(D)	(D)	(D)	(D)	(D)	(D)	124	D
<b>Albuquerque, N. Mex.</b> .....	84	6 601	72 330	51 052	13 197	5 280	(S)	(S)	706	2 095	186	C
Hotels, 25 guestrooms or more.....	13	2 628	38 260	23 614	9 212	3 873	(S)	(S)	(D)	(D)	55	C
Hotels, less than 25 guestrooms.....	6	122	478	(D)	(D)	(D)	(D)	(D)	(D)	(D)	(S)	B
Motels, tourist courts.....	55	2 716	17 845	16 557	(D)	(D)	(D)	(D)	150	232	53	C
Motor hotels.....	10	1 135	15 747	6 356	(D)	(D)	(D)	(D)	(D)	825	66	B
<b>Allentown-Bethlehem-Easton, Pa.-N.J.</b> .....	51	3 036	30 120	19 002	5 974	4 008	(S)	(S)	764	372	49	A
Hotels, 25 guestrooms or more.....	11	1 556	17 059	9 601	3 855	2 636	(S)	(S)	(D)	(D)	40	A
Hotels, less than 25 guestrooms.....	12	159	1 095	(S)	(S)	(S)	(S)	(S)	(S)	(S)	9	A
Motels, tourist courts.....	22	(D)	(D)	(D)	(D)	(D)	(D)	(D)	(D)	(D)	(S)	E
Motor hotels.....	3	(D)	(D)	(D)	(D)	(D)	(D)	(D)	(D)	(D)	(D)	A
<b>Anaheim-Santa Ana-Garden Grove, Calif.</b> .....	283	22 454	299 624	214 758	(D)	(D)	(D)	(D)	9 007	15 429	2 292	C
Hotels, 25 guestrooms or more.....	58	9 732	213 438	130 476	45 200	15 117	(S)	(S)	8 612	14 033	2 010	C
Hotels, less than 25 guestrooms.....	18	311	1 990	(S)	(S)	(S)	(S)	(S)	(S)	(S)	(S)	C
Motels, tourist courts.....	196	11 674	77 152	76 122	(D)	(D)	(D)	(D)	395	1 122	149	C
Motor hotels.....	11	737	6 544	6 356	(D)	(D)	(D)	(D)	(D)	208	139	D
<b>Atlanta, Ga.</b> .....	202	30 514	445 245	291 897	84 700	37 784	(D)	(D)	2 870	18 883	890	D
Hotels, 25 guestrooms or more.....	76	(D)	(D)	(D)	(D)	(D)	(D)	(D)	(D)	(D)	(D)	A
Hotels, less than 25 guestrooms.....	3	(D)	(D)	(D)	(D)	(D)	(D)	(D)	(D)	(D)	(D)	C
Motels, tourist courts.....	100	8 385	63 375	49 993	7 381	2 464	(D)	2 293	1 149	203	(S)	C
Motor hotels.....	23	5 398	78 414	(S)	(S)	(S)	(S)	(S)	(S)	(S)	(S)	E
<b>Atlantic City, N.J.</b> .....	116	11 088	1 856 534	133 924	136 714	(D)	(D)	(D)	22 929	1 484 878	6 629	A
Hotels, 25 guestrooms or more.....	41	7 466	1 829 447	109 590	135 533	75 511	(S)	(S)	(S)	(S)	6 594	A
Hotels, less than 25 guestrooms.....	13	190	1 541	(S)	(S)	(S)	(S)	(S)	(S)	(S)	(S)	E
Motels, tourist courts.....	57	(D)	(D)	(D)	(D)	(D)	(D)	(D)	(D)	(D)	(D)	E
Motor hotels.....	5	(D)	(D)	(D)	(D)	(D)	(D)	(D)	(D)	(D)	(D)	A
<b>Austin, Tex.</b> .....	76	6 365	79 285	58 307	12 797	4 368	(D)	(D)	241	3 459	493	B
Hotels, 25 guestrooms or more.....	17	2 519	43 677	27 873	9 436	3 590	(D)	(S)	(D)	2 573	133	A
Hotels, less than 25 guestrooms.....	4	42	125	(S)	(S)	(S)	(S)	(S)	(S)	(S)	(S)	E
Motels, tourist courts.....	43	2 668	21 987	18 493	(D)	(D)	(D)	(D)	(D)	42	31	D
Motor hotels.....	12	1 136	13 496	11 874	(D)	(D)	(D)	(D)	(D)	465	329	B
<b>Bakersfield, Calif.</b> .....	66	4 038	32 408	26 234	3 750	1 612	(D)	(D)	(D)	684	(S)	E
Hotels, 25 guestrooms or more.....	8	(D)	(D)	(D)	(D)	(D)	(D)	(D)	(D)	(D)	(D)	A
Hotels, less than 25 guestrooms.....	3	(D)	(D)	(D)	(D)	(D)	(D)	(D)	(D)	(D)	(D)	E
Motels, tourist courts.....	49	2 454	13 228	13 041	(S)	(S)	(S)	(S)	(S)	(S)	(S)	D
Motor hotels.....	6	629	9 593	6 200	(D)	(D)	(D)	(D)	(D)	282	(S)	E

Table 2. Major Sources of Receipts for the United States and Selected Standard Metropolitan Statistical Areas: 1982—  
Con.

[Includes only establishments with payroll. For meaning of abbreviations and symbols, see introductory text. For explanation of terms and comparability of 1977 and 1982 censuses, see appendix A.]

Geographic area and kind of business or operation	Establishments (number)	Guestrooms as of December 31 (number)	Sources of receipts from customers										Receipts from other sources (\$1,000)		Customer receipts of establishments responding to inquiry as percent of total customer receipts
			Total (\$1,000)	Guestroom rentals (\$1,000)	Meals and nonalcoholic beverages (\$1,000)	Alcoholic beverages (\$1,000)	Packaged liquor, wine, and beer (\$1,000)	Sales of gasoline, oil, etc. (\$1,000)	Sales of other merchandise (\$1,000)	Other sources (\$1,000)	Receipts from other sources (\$1,000)	Sources of receipts from other sources			
<b>Baltimore, Md.</b>	116	10 514	153 994	100 468	32 673	14 313	(D)	-	(D)	4 903	1 319	C			
Hotels, 25 guestrooms or more	29	4 482	87 971	50 993	24 068	10 096	(D)	-	(D)	2 659	1 148	C			
Hotels, less than 25 guestrooms	6	83	933	(S)	(S)	(S)	(S)	(S)	(S)	(S)	(S)	E			
Hotels, tourist courts	72	4 895	51 189	38 701	7 380	3 847	(D)	-	(D)	847	169	C			
Motor hotels	9	1 054	13 901	(S)	(S)	(S)	(S)	(S)	(S)	(S)	(S)	E			
<b>Baton Rouge, La.</b>	49	4 612	56 073	38 854	10 591	4 599	(D)	-	(D)	1 394	89	C			
Hotels, 25 guestrooms or more	8	1 362	23 749	14 760	5 156	2 995	(S)	-	(S)	838	(S)	E			
Hotels, less than 25 guestrooms	3	47	232	(S)	(S)	(S)	(S)	(S)	(S)	(S)	(S)	E			
Hotels, tourist courts	29	1 874	13 020	10 892	1 644	(D)	(D)	(D)	102	(D)	88	D			
Motor hotels	9	1 329	19 072	12 975	3 786	1 548	(D)	-	(D)	(D)	-	B			
<b>Beaumont-Port Arthur-Orange, Tex.</b>	43	3 063	32 506	23 900	4 999	2 284	(D)	-	(D)	1 150	121	C			
Hotels, 25 guestrooms or more	9	1 138	14 849	9 391	2 756	(D)	(D)	(D)	(D)	(D)	33	B			
Hotels, less than 25 guestrooms	5	77	308	(D)	(D)	(D)	(D)	(D)	(D)	(D)	(D)	B			
Hotels, tourist courts	24	1 315	13 067	10 129	2 243	(D)	(D)	(D)	(D)	(D)	67	C			
Motor hotels	5	533	4 282	(D)	(D)	(D)	(D)	(D)	(D)	(D)	(S)	E			
<b>Birmingham, Ala.</b>	62	5 744	53 037	37 027	10 084	4 542	(D)	(D)	(D)	(D)	115	C			
Hotels, 25 guestrooms or more	18	(D)	(D)	(D)	(D)	(D)	(D)	(D)	(D)	(D)	(D)	A			
Hotels, less than 25 guestrooms	2	(D)	(D)	(S)	(S)	(S)	(S)	(S)	(S)	(S)	(S)	E			
Hotels, tourist courts	33	1 783	14 166	(S)	(S)	(S)	(S)	(S)	(S)	(S)	(S)	E			
Motor hotels	9	1 171	9 977	6 529	1 918	1 400	(S)	(S)	(S)	(S)	37	B			
<b>Boston, Mass.</b>	166	20 778	425 401	281 886	82 704	39 937	(D)	(D)	(D)	1 956	1 350	C			
Hotels, 25 guestrooms or more	61	13 284	333 862	210 088	70 973	34 963	(S)	(S)	(S)	1 791	690	C			
Hotels, less than 25 guestrooms	8	147	956	(S)	(S)	(S)	(S)	(S)	(S)	(S)	(S)	E			
Hotels, tourist courts	73	3 809	27 589	27 589	11 662	4 647	(S)	(S)	(S)	(S)	214	E			
Motor hotels	24	3 538	63 494	44 227	(D)	(D)	(D)	(D)	(D)	(D)	(D)	B			
<b>Bridgeport, Conn.</b>	20	1 243	16 393	12 731	2 145	(D)	(D)	(D)	(D)	(D)	(D)	B			
Hotels, 25 guestrooms or more	4	(D)	(D)	(D)	(D)	(D)	(D)	(D)	(D)	(D)	(D)	A			
Hotels, less than 25 guestrooms	1	(D)	(D)	(S)	(S)	(S)	(S)	(S)	(S)	(S)	(S)	E			
Hotels, tourist courts	15	726	9 654	8 222	(D)	(D)	(D)	(D)	(D)	(D)	(D)	C			
Motor hotels	1	-	-	-	-	-	-	-	-	-	-	(X)			
<b>Buffalo, N.Y.</b>	109	6 853	75 895	53 081	12 878	7 270	(D)	(D)	(D)	724	(S)	E			
Hotels, 25 guestrooms or more	22	3 744	54 286	33 785	11 948	6 432	(D)	(D)	(D)	(D)	126	D			
Hotels, less than 25 guestrooms	10	133	668	(S)	(S)	(S)	(S)	(S)	(S)	(S)	(S)	E			
Hotels, tourist courts	72	2 617	17 725	15 432	930	838	(S)	(S)	(S)	(S)	(S)	D			
Motor hotels	5	359	3 216	(S)	(S)	(S)	(S)	(S)	(S)	(S)	(S)	E			
<b>Charleston-North Charleston, S.C.</b>	59	5 507	70 342	46 410	12 329	4 922	(D)	(D)	(D)	1 380	145	B			
Hotels, 25 guestrooms or more	13	1 945	42 564	24 774	8 830	3 184	(D)	(D)	(D)	(D)	40	A			
Hotels, less than 25 guestrooms	5	81	667	667	(D)	(D)	(D)	(D)	(D)	(D)	(S)	A			
Hotels, tourist courts	35	2 925	23 413	17 806	(D)	(D)	(D)	(D)	(D)	276	103	B			
Motor hotels	6	556	3 698	3 163	(D)	(D)	(D)	(D)	(D)	(D)	(D)	A			
<b>Charlotte-Gastonia, N.C.</b>	68	6 802	70 693	50 385	12 215	5 992	(D)	(D)	(D)	267	128	C			
Hotels, 25 guestrooms or more	15	2 180	33 331	19 860	8 180	4 016	(D)	(D)	(D)	(D)	22	A			
Hotels, less than 25 guestrooms	4	65	251	(S)	(S)	(S)	(S)	(S)	(S)	(S)	(S)	E			
Hotels, tourist courts	44	4 040	33 359	26 972	(D)	(D)	(D)	(D)	(D)	470	(S)	E			
Motor hotels	5	537	3 752	(D)	(D)	(D)	(D)	(D)	(D)	(D)	9	D			
<b>Chattanooga, Tenn.-Ga.</b>	60	4 254	42 146	29 161	9 330	1 430	(D)	(D)	(D)	648	(S)	E			
Hotels, 25 guestrooms or more	10	1 340	13 767	9 926	2 477	956	(S)	(S)	(S)	(S)	(S)	E			
Hotels, less than 25 guestrooms	5	61	301	(S)	(S)	(S)	(S)	(S)	(S)	(S)	(S)	E			
Hotels, tourist courts	42	(D)	(D)	(D)	(D)	(D)	(D)	(D)	(D)	(D)	(D)	E			
Motor hotels	3	(D)	(D)	(D)	(D)	(D)	(D)	(D)	(D)	(D)	(D)	A			



**Table 2. Major Sources of Receipts for the United States and Selected Standard Metropolitan Statistical Areas: 1982**—  
 Con.

[Includes only establishments with payroll. For meaning of abbreviations and symbols, see introductory text. For explanation of terms and comparability of 1977 and 1982 censuses, see appendix A.]

Geographic area and kind of business or operation	Establishments (number)	Guestrooms as of December 31 (number)	Sources of receipts from customers							Receipts from other sources (\$1,000)		Customer receipts of establishments responding to inquiry as percent of total customer receipts
			Total (\$1,000)	Guestroom rentals (\$1,000)	Meals and nonalcoholic beverages (\$1,000)	Alcoholic beverages (\$1,000)	Packaged liquor, wine, and beer (\$1,000)	Sales of gasoline, oil, etc. (\$1,000)	Sales of other merchandise (\$1,000)	Other sources (\$1,000)	Receipts from other sources	
<b>Chicago, Ill.</b>	450	54 886	826 721	520 486	186 045	67 772	(D)	4 478	47 671	8 184	C	C
Hotels, 25 guestrooms or more	161	36 719	685 961	397 620	177 819	63 842	(D)	3 714	42 697	7 074	B	C
Hotels, less than 25 guestrooms	27	365	2 398	(S)	(S)	(S)	(S)	(S)	(S)	(S)	E	E
Hotels, tourist courts	223	12 482	85 984	(S)	(S)	(S)	(S)	(S)	(S)	(S)	E	E
Motor hotels	39	5 320	52 378	(S)	(S)	(S)	(S)	(S)	(S)	(S)	E	E
<b>Cincinnati, Ohio-Ky-Ind.</b>	120	13 616	168 212	111 225	34 297	15 905	(D)	(D)	4 368	3 207	A	C
Hotels, 25 guestrooms or more	40	7 503	112 652	72 893	24 407	11 175	(S)	1 197	2 980	1 580	A	B
Hotels, less than 25 guestrooms	3	37	206	(S)	(S)	(S)	(S)	(S)	(S)	(S)	E	E
Hotels, tourist courts	69	5 317	46 896	33 514	(D)	(D)	(D)	704	1 385	(S)	C	E
Motor hotels	8	759	8 458	4 632	(D)	(D)	(D)	(D)	(D)	(S)	A	E
<b>Cleveland, Ohio</b>	128	11 654	135 337	85 529	30 283	14 391	(D)	(D)	3 629	528	B	B
Hotels, 25 guestrooms or more	27	6 347	92 702	51 594	25 645	12 028	(S)	(D)	(D)	354	A	E
Hotels, less than 25 guestrooms	15	210	1 109	(S)	(S)	(S)	(S)	(S)	(S)	(S)	E	E
Hotels, tourist courts	77	4 457	33 301	3 861	(D)	(D)	(D)	712	(D)	(S)	E	B
Motor hotels	9	640	8 225	(D)	(D)	(D)	(D)	(D)	(D)	(D)	B	B
<b>Colorado Springs, Colo.</b>	86	4 725	73 031	39 552	17 606	4 851	(D)	(D)	8 422	49	A	C
Hotels, 25 guestrooms or more	11	(D)	(D)	(D)	(D)	(D)	(D)	(D)	(D)	(D)	A	A
Hotels, less than 25 guestrooms	3	(D)	(D)	(S)	(S)	(S)	(S)	(S)	(S)	(S)	E	E
Hotels, tourist courts	66	789	11 344	6 404	3 352	(D)	(D)	(D)	(D)	(D)	E	E
Motor hotels	6	(D)	(D)	(D)	(D)	(D)	(D)	(D)	(D)	(D)	A	A
<b>Columbia, S.C.</b>	48	3 660	33 170	26 089	4 197	1 836	(D)	(D)	(D)	625	C	D
Hotels, 25 guestrooms or more	9	(D)	(D)	(D)	(D)	(D)	(D)	(D)	(D)	(D)	A	B
Hotels, less than 25 guestrooms	2	(D)	(D)	(S)	(S)	(S)	(S)	(S)	(S)	(S)	E	E
Hotels, tourist courts	32	1 855	12 163	9 995	1 480	(S)	(S)	(S)	(S)	18	A	C
Motor hotels	5	624	7 673	(S)	(S)	(S)	(S)	(S)	(S)	(S)	E	E
<b>Columbus, Ohio</b>	87	9 214	113 149	75 429	24 374	10 639	(D)	556	2 151	248	B	C
Hotels, 25 guestrooms or more	24	(D)	(D)	(D)	(D)	(D)	(D)	(D)	(D)	(D)	B	B
Hotels, less than 25 guestrooms	2	(D)	(D)	(S)	(S)	(S)	(S)	(S)	(S)	(S)	B	B
Hotels, tourist courts	54	3 878	30 646	7 838	(D)	(D)	(D)	(D)	(D)	2	A	A
Motor hotels	7	936	9 688	(D)	(D)	(D)	(D)	(D)	(D)	(D)	A	D
<b>Corpus Christi, Tex.</b>	74	4 127	35 623	28 786	4 408	1 568	(D)	176	685	694	B	C
Hotels, 25 guestrooms or more	7	948	16 494	12 103	(D)	(D)	(D)	(D)	(D)	108	A	A
Hotels, less than 25 guestrooms	10	139	437	(S)	(S)	(S)	(S)	(S)	(S)	(S)	E	E
Hotels, tourist courts	48	2 230	10 233	10 069	(D)	(D)	(D)	(D)	(D)	(D)	E	E
Motor hotels	9	810	8 459	6 177	(D)	(D)	(D)	(D)	(D)	373	C	C
<b>Dallas-Fort Worth, Tex.</b>	301	(D)	(D)	(D)	(D)	(D)	(D)	(D)	(D)	(D)	C	C
Hotels, 25 guestrooms or more	96	23 285	456 105	270 636	115 171	43 535	(D)	(D)	21 363	883	C	E
Hotels, less than 25 guestrooms	9	118	691	(S)	(S)	(S)	(S)	(S)	(S)	(S)	C	E
Hotels, tourist courts	164	13 871	101 796	90 135	5 818	1 322	(D)	2 873	421	260	C	E
Motor hotels	32	(D)	(D)	(D)	(D)	(D)	(D)	(D)	(D)	(D)	D	D
<b>Dayton, Ohio</b>	54	(D)	(D)	(D)	(D)	(D)	(D)	(D)	(D)	(D)	C	D
Hotels, 25 guestrooms or more	17	2 813	32 742	21 519	6 936	3 055	(D)	(D)	(D)	126	(X)	(X)
Hotels, less than 25 guestrooms	(D)	(D)	(D)	(D)	(D)	(D)	(D)	(D)	(D)	(D)	(D)	(D)
Hotels, tourist courts	31	2 170	14 736	12 020	(D)	(D)	(D)	(D)	(D)	182	(S)	(S)
Motor hotels	6	(D)	(D)	(D)	(D)	(D)	(D)	(D)	(D)	(D)	(D)	(D)
<b>Daytona Beach, Fla.</b>	217	14 046	128 535	103 390	14 470	7 798	(D)	1 017	928	253	C	D
Hotels, 25 guestrooms or more	35	4 085	52 209	36 942	9 101	5 320	(D)	(D)	492	54	B	E
Hotels, less than 25 guestrooms	14	215	1 545	(S)	(S)	(S)	(S)	(S)	(S)	(S)	B	E
Hotels, tourist courts	160	8 974	68 877	59 896	(D)	(D)	(D)	(D)	650	(S)	D	D
Motor hotels	8	772	5 904	5 012	(D)	(D)	(D)	(D)	124	(S)	E	B



**Table 2. Major Sources of Receipts for the United States and Selected Standard Metropolitan Statistical Areas: 1982—**  
**Con.**

[Includes only establishments with payroll. For meaning of abbreviations and symbols, see introductory text. For explanation of terms and comparability of 1977 and 1982 censuses, see appendix A.]

Geographic area and kind of business or operation	Establishments (number)	Guestrooms as of December 31 (number)	Sources of receipts from customers						Receipts from other sources from customers (\$1,000)	Customer receipts of establishments responding to inquiry as percent of total customer receipts
			Total (\$1,000)	Guestroom rentals (\$1,000)	Meals and nonalcoholic beverages (\$1,000)	Alcoholic beverages (\$1,000)	Packaged liquor, wine, and beer (\$1,000)	Sales of gasoline, oil, etc. (\$1,000)		
<b>Denver-Boulder, Colo.</b>	217	21 039	301 974	197 447	62 980	26 783	-	12 001	4 073	C
Hotels, 25 guestrooms or more	57	11 026	213 827	124 525	55 083	22 504	-	10 224	3 322	C
Hotels, less than 25 guestrooms	17	7 279	1 568	50 961	5 574	2 825	(S)	1 191	85	E
Motels, tourist courts	120	7 101	61 769	50 961	5 574	2 825	(S)	1 191	85	E
Motor hotels	23	2 683	24 790	(S)	(S)	(S)	(S)	(S)	(S)	E
<b>Des Moines, Iowa</b>	56	5 467	54 131	34 520	12 158	4 976	-	2 326	125	B
Hotels, 25 guestrooms or more	14	2 894	33 308	20 019	8 535	(D)	(D)	1 749	13	A
Hotels, less than 25 guestrooms	3	45	154	(S)	(S)	(S)	(S)	515	(S)	E
Motels, tourist courts	35	1 915	11 586	(D)	(D)	(D)	(D)	47	(S)	E
Motor hotels	4	613	9 083	(D)	(D)	(D)	(D)	(D)	(D)	B
<b>Detroit, Mich.</b>	250	18 404	228 031	148 628	47 261	23 186	-	8 131	1 566	B
Hotels, 25 guestrooms or more	48	9 341	159 972	94 333	39 645	19 225	(S)	(D)	883	B
Hotels, less than 25 guestrooms	32	436	3 304	(S)	(S)	(S)	(S)	(D)	(S)	E
Motels, tourist courts	155	7 065	47 824	42 052	(D)	(D)	(D)	414	(S)	E
Motor hotels	15	1 562	16 931	9 710	(D)	(D)	(D)	(D)	16	D
<b>Duluth-Superior, Minn.-Wis.</b>	76	2 788	20 348	13 327	4 598	1 504	(D)	760	21	B
Hotels, 25 guestrooms or more	12	1 212	11 173	6 079	3 633	(D)	(D)	(D)	(D)	A
Hotels, less than 25 guestrooms	6	72	475	(S)	(S)	(S)	(S)	(S)	(D)	D
Motels, tourist courts	56	(D)	(D)	(D)	(D)	(D)	(D)	(D)	(D)	E
Motor hotels	2	(D)	(D)	(S)	(S)	(S)	(S)	(S)	(S)	E
<b>El Paso, Tex.</b>	61	4 720	39 738	33 634	3 771	928	-	1 164	(S)	D
Hotels, 25 guestrooms or more	7	1 209	11 127	(S)	(S)	(S)	(S)	(S)	(S)	E
Hotels, less than 25 guestrooms	4	89	309	(D)	(D)	(D)	(D)	(D)	(D)	E
Motels, tourist courts	40	2 179	16 693	14 950	(D)	(D)	(D)	333	(S)	A
Motor hotels	10	1 263	11 609	9 731	(D)	(D)	(D)	590	322	D
<b>Erle, Pa.</b>	45	2 126	21 728	13 390	5 025	2 787	-	448	-	C
Hotels, 25 guestrooms or more	7	537	7 211	3 481	1 900	(D)	(D)	(D)	(D)	C
Hotels, less than 25 guestrooms	7	100	293	(D)	(D)	(D)	(D)	(D)	(D)	C
Motels, tourist courts	27	(D)	(D)	(D)	(D)	(D)	(D)	(D)	(D)	E
Motor hotels	4	(D)	(D)	(D)	(D)	(D)	(D)	(D)	(D)	A
<b>Eugene-Springfield, Oreg.</b>	49	2 704	22 925	14 791	5 385	2 084	-	609	35	B
Hotels, 25 guestrooms or more	5	(D)	(D)	(D)	(D)	(D)	(D)	(D)	(D)	A
Hotels, less than 25 guestrooms	2	(D)	(D)	(D)	(D)	(D)	(D)	(D)	(D)	E
Motels, tourist courts	37	1 344	6 683	(S)	(S)	(S)	(S)	(S)	(S)	E
Motor hotels	5	736	10 699	(D)	(D)	(D)	(D)	(D)	21	A
<b>Film, Mich.</b>	28	1 808	15 264	8 696	3 878	2 315	-	(D)	50	B
Hotels, 25 guestrooms or more	4	(D)	(D)	(D)	(D)	(D)	(D)	(D)	(D)	A
Hotels, less than 25 guestrooms	2	(D)	(D)	(D)	(D)	(D)	(D)	(D)	(D)	E
Motels, tourist courts	18	796	5 857	3 737	(D)	(D)	(D)	43	(D)	C
Motor hotels	4	(D)	(D)	(D)	(D)	(D)	(D)	(D)	(D)	D
<b>Fort Collins, Colo.</b>	70	2 667	16 335	14 529	914	353	(D)	459	18	B
Hotels, 25 guestrooms or more	6	402	1 750	1 495	(D)	(D)	(D)	(D)	(D)	A
Hotels, less than 25 guestrooms	12	211	1 355	1 184	(D)	(D)	(D)	(D)	(D)	B
Motels, tourist courts	48	(D)	(D)	(D)	(D)	(D)	(D)	(D)	(D)	B
Motor hotels	4	(D)	(D)	(S)	(S)	(S)	(S)	(S)	(S)	E
<b>Fort Lauderdale-Hollywood, Fla.</b>	299	18 772	250 434	159 911	42 070	28 960	536	13 920	1 169	C
Hotels, 25 guestrooms or more	66	8 935	162 864	97 301	31 132	20 780	(D)	1 498	668	C
Hotels, less than 25 guestrooms	22	325	1 862	1 817	(D)	(D)	(D)	(D)	(D)	A
Motels, tourist courts	190	7 758	55 003	48 040	3 408	(D)	(D)	(D)	(S)	E
Motor hotels	21	1 754	30 705	12 753	7 530	5 716	-	679	415	C

**Table 2. Major Sources of Receipts for the United States and Selected Standard Metropolitan Statistical Areas: 1982** —  
 Con.

[Includes only establishments with payroll. For meaning of abbreviations and symbols, see introductory text. For explanation of terms and comparability of 1977 and 1982 censuses, see appendix A.]

Geographic area and kind of business or operation	Establishments (number)	Guestrooms as of December 31 (number)	Total (\$1,000)	Sources of receipts from customers						Sources of receipts of establishments responding to inquiry as percent of total customer receipts		
				Guestroom rentals (\$1,000)	Meals and nonalcoholic beverages (\$1,000)	Alcoholic beverages (\$1,000)	Packaged liquor, wine, and beer (\$1,000)	Sales of gasoline, oil, etc. (\$1,000)	Sales of other merchandise (\$1,000)	Other sources (\$1,000)	Receipts from other sources (\$1,000)	Sources of receipts from other customers
<b>Fort Myers-Cape Coral, Fla.</b>	77	4 411	67 538	49 023	9 415	3 467	(D)	(D)	1 414	2 198	5	A
Hotels, 25 guestrooms or more.....	18	1 951	44 395	28 847	(D)	(D)	(D)	(D)	(D)	1 811	5	A
Hotels, less than 25 guestrooms.....	8	89	388	(S)	(S)	(S)	(S)	(S)	(S)	(S)	(S)	A
Motels, tourist courts.....	48	2 040	17 965	15 436	(D)	(D)	(S)	(S)	123	324	(S)	E
Motor hotels.....	3	331	4 790	(S)	(S)	(S)	(S)	(S)	(S)	(S)	(S)	E
<b>Grand Rapids, Mich.</b>	51	3 740	47 301	29 831	11 337	4 083	-	(D)	(D)	1 728	148	B
Hotels, 25 guestrooms or more.....	10	1 553	29 478	13 794	10 481	(D)	(S)	(D)	(D)	(D)	-	B
Hotels, less than 25 guestrooms.....	6	81	438	(S)	(S)	(S)	(S)	(S)	(S)	(S)	-	C
Motels, tourist courts.....	35	2 106	17 385	15 599	856	(D)	(D)	(S)	(S)	(D)	148	A
Motor hotels.....	-	-	-	-	-	-	-	-	-	-	-	(X)
<b>Greensboro-Winston-Salem-High Point, N.C.</b>	71	5 868	53 671	41 032	8 024	2 699	-	(D)	(D)	(D)	102	C
Hotels, 25 guestrooms or more.....	13	1 555	20 674	14 414	4 160	1 312	(S)	(S)	(D)	(D)	64	C
Hotels, less than 25 guestrooms.....	4	45	151	(S)	(S)	(S)	(S)	(S)	(S)	(S)	(S)	E
Motels, tourist courts.....	46	3 250	22 670	7 656	(D)	(D)	(D)	(S)	(S)	(S)	16	E
Motor hotels.....	8	1 018	10 176	-	-	-	-	-	-	-	-	A
<b>Greenville-Spartanburg, S.C.</b>	65	5 386	47 771	33 836	7 503	5 064	-	(D)	(D)	1 225	275	B
Hotels, 25 guestrooms or more.....	12	2 039	25 818	14 949	5 784	4 165	-	(D)	(D)	(D)	33	A
Hotels, less than 25 guestrooms.....	3	88	319	(S)	(S)	(S)	(S)	(S)	(S)	(S)	(S)	A
Motels, tourist courts.....	41	2 590	15 894	13 119	1 719	(D)	(S)	(S)	60	(D)	(S)	D
Motor hotels.....	9	709	5 740	-	-	-	-	-	(S)	(S)	(S)	E
<b>Harrisburg, Pa.</b>	55	4 773	74 357	40 875	23 448	7 087	(D)	(D)	(D)	2 533	186	A
Hotels, 25 guestrooms or more.....	14	1 924	39 098	19 544	13 440	4 234	(S)	(S)	(D)	(D)	-	A
Hotels, less than 25 guestrooms.....	5	54	420	(S)	(S)	(S)	(S)	(S)	(S)	(S)	(S)	E
Motels, tourist courts.....	29	1 533	15 186	9 779	4 256	(D)	(D)	(D)	97	(D)	(S)	E
Motor hotels.....	7	1 262	19 653	11 132	5 752	(D)	(D)	(D)	(D)	(D)	-	B
<b>Hartford, Conn.</b>	58	5 130	69 678	42 731	16 666	7 283	(D)	(D)	(D)	2 533	219	A
Hotels, 25 guestrooms or more.....	22	3 489	54 994	32 616	(D)	(D)	(S)	(S)	(D)	(D)	193	A
Hotels, less than 25 guestrooms.....	3	34	152	(D)	(D)	(D)	(D)	(D)	(D)	(D)	(D)	E
Motels, tourist courts.....	31	(D)	(D)	(D)	(D)	(D)	(D)	(D)	(D)	(D)	(D)	D
Motor hotels.....	2	(D)	(D)	(D)	(D)	(D)	(D)	(D)	(D)	(D)	(D)	D
<b>Honolulu, Hawaii</b>	115	(D)	(D)	(D)	(D)	(D)	(D)	(D)	(D)	(D)	(D)	B
Hotels, 25 guestrooms or more.....	95	31 449	569 103	370 474	124 136	44 639	(D)	(S)	(D)	(D)	27 270	B
Hotels, less than 25 guestrooms.....	9	127	581	(S)	(S)	(S)	(S)	(S)	(S)	(S)	(S)	E
Motels, tourist courts.....	9	578	4 328	(S)	(S)	(S)	(S)	(S)	(S)	(S)	(S)	E
Motor hotels.....	2	(D)	(D)	(D)	(D)	(D)	(D)	(D)	(D)	(D)	(D)	B
<b>Houston, Tex.</b>	284	33 021	517 059	344 798	100 979	39 321	(D)	(D)	4 718	25 555	1 349	C
Hotels, 25 guestrooms or more.....	82	19 487	404 859	251 627	91 179	35 471	(D)	(D)	4 211	21 804	342	C
Hotels, less than 25 guestrooms.....	17	259	1 727	(S)	(S)	(S)	(S)	(S)	(S)	(S)	(S)	E
Motels, tourist courts.....	150	8 283	55 058	44 007	5 993	2 828	(S)	(S)	(S)	(S)	874	E
Motor hotels.....	35	4 992	55 415	-	-	-	(D)	(D)	(D)	(D)	(D)	B
<b>Indianapolis, Ind.</b>	104	11 227	124 276	76 635	29 072	14 953	(D)	(D)	(D)	2 330	1 102	C
Hotels, 25 guestrooms or more.....	22	3 793	58 300	31 000	17 080	7 972	(S)	(S)	879	1 369	498	C
Hotels, less than 25 guestrooms.....	9	167	1 431	(S)	(S)	(S)	(S)	(S)	(S)	(S)	(S)	E
Motels, tourist courts.....	61	4 938	30 803	25 203	2 673	2 092	(D)	(D)	(D)	622	(S)	E
Motor hotels.....	12	2 329	33 742	19 003	9 319	4 889	(D)	(D)	(D)	(D)	326	B
<b>Jacksonville, Fla.</b>	146	11 366	122 636	76 876	21 696	11 128	(D)	(D)	2 896	7 519	614	C
Hotels, 25 guestrooms or more.....	28	4 284	66 416	38 295	13 157	6 437	(D)	(S)	(D)	6 373	569	D
Hotels, less than 25 guestrooms.....	8	96	1 060	(S)	(S)	(S)	(S)	(S)	(S)	(S)	(S)	E
Motels, tourist courts.....	98	5 241	38 388	26 287	5 605	3 201	(D)	(D)	612	387	42	D
Motor hotels.....	12	1 745	16 772	11 489	2 892	1 454	(D)	(D)	594	3	3	D



Table 2. Major Sources of Receipts for the United States and Selected Standard Metropolitan Statistical Areas: 1982—  
 Con.

[Includes only establishments with payroll. For meaning of abbreviations and symbols, see introductory text. For explanation of terms and comparability of 1977 and 1982 censuses, see appendix A.]

Geographic area and kind of business or operation	Establishments (number)	Guestrooms as of December 31 (number)	Sources of receipts from customers							Receipts from other sources		Customer receipts of establishments responding to inquiry as percent of total customer receipts
			Total (\$1,000)	Guestroom rentals (\$1,000)	Meals and nonalcoholic beverages (\$1,000)	Alcoholic beverages (\$1,000)	Packaged liquor, wine, and beer (\$1,000)	Sales of gasoline, oil, etc. (\$1,000)	Sales of other merchandise (\$1,000)	Other sources (\$1,000)	Receipts from customers	
<b>Johnson City-Kingsport-Bristol, Tenn.-Va.</b>	51	2 820	23 607	17 850	4 406	721	-	-	483	147	14	B
Hotels, 25 guestrooms or more	4	218	2 123	(D)	(D)	(D)	(D)	(D)	(D)	(D)	(S)	B
Hotels, less than 25 guestrooms	3	45	188	(D)	(D)	(D)	(D)	(D)	(D)	(D)	(S)	E
Hotels, tourist courts	37	2 281	19 838	15 127	(D)	(D)	(D)	(D)	328	121	8	B
Motor hotels	7	276	1 458	1 386	-	-	-	-	(D)	(D)	(S)	E
<b>Kansas City, Mo.-Kans.</b>	112	12 691	167 275	105 105	40 863	15 309	(D)	(D)	(D)	5 007	3 140	B
Hotels, 25 guestrooms or more	36	7 437	130 341	72 194	38 470	14 246	(D)	(D)	(D)	4 525	2 913	A
Hotels, less than 25 guestrooms	6	87	750	(S)	(S)	(S)	(S)	(S)	(S)	(S)	(S)	E
Hotels, tourist courts	64	4 433	30 314	26 342	2 393	1 063	(S)	(S)	85	431	(S)	E
Motor hotels	6	734	5 870	(S)	(S)	(S)	(S)	(S)	(S)	(S)	50	F
<b>Knoxville, Tenn.</b>	92	7 243	94 723	72 284	15 030	4 221	(D)	(D)	(D)	2 549	(S)	B
Hotels, 25 guestrooms or more	16	(D)	(D)	(D)	(D)	(D)	(D)	(D)	(D)	(D)	(D)	A
Hotels, less than 25 guestrooms	4	(D)	(D)	(D)	(D)	(D)	(D)	(D)	(D)	(D)	(D)	E
Hotels, tourist courts	66	4 009	39 149	32 706	4 141	1 150	(S)	(S)	(S)	513	(S)	E
Motor hotels	6	509	4 972	4 424	(D)	(D)	(D)	(D)	(D)	(D)	(S)	E
<b>Lancaster, Pa.</b>	65	4 263	53 172	33 523	13 546	4 225	(D)	(D)	230	1 648	22	B
Hotels, 25 guestrooms or more	10	1 506	26 764	15 402	7 715	2 400	(D)	(D)	(D)	(D)	(D)	A
Hotels, less than 25 guestrooms	6	103	561	336	(D)	(D)	(D)	(D)	(D)	(D)	(D)	B
Hotels, tourist courts	41	1 959	15 512	10 721	3 890	(D)	(D)	(D)	(D)	(D)	7	D
Motor hotels	8	795	10 395	7 064	(D)	(D)	(D)	(D)	(D)	(D)	15	C
<b>Lansing-East Lansing, Mich.</b>	27	1 876	16 028	12 378	2 320	888	(D)	(D)	100	342	303	C
Hotels, 25 guestrooms or more	5	537	6 697	(D)	(D)	(D)	(D)	(D)	(D)	(D)	18	A
Hotels, less than 25 guestrooms	-	(D)	(D)	(D)	(D)	(D)	(D)	(D)	(D)	(D)	(D)	(X)
Hotels, tourist courts	20	(D)	(D)	(D)	(D)	(D)	(D)	(D)	(D)	(D)	(S)	E
Motor hotels	2	(D)	(D)	(D)	(D)	(D)	(D)	(D)	(D)	(D)	(D)	A
<b>Las Vegas, Nev.</b>	222	53 752	2 338 825	505 566	335 678	206 529	728	(D)	81 791	1 208 533	22 302	C
Hotels, 25 guestrooms or more	91	46 296	2 295 127	463 374	335 281	(S)	(S)	(S)	81 621	1 207 941	22 485	C
Hotels, less than 25 guestrooms	8	123	440	(S)	(S)	(S)	(S)	(S)	(S)	(S)	(S)	A
Hotels, tourist courts	115	6 219	36 265	34 975	397	6 778	(D)	(D)	149	(D)	(S)	E
Motor hotels	8	1 114	6 993	6 678	(D)	(D)	(D)	(D)	(D)	(D)	(S)	E
<b>Little Rock-North Little Rock, Ark.</b>	55	4 536	39 527	29 623	6 411	2 294	(D)	(D)	(D)	1 106	234	B
Hotels, 25 guestrooms or more	14	(D)	(D)	(D)	(D)	(D)	(D)	(D)	(D)	(D)	(D)	A
Hotels, less than 25 guestrooms	2	(D)	(D)	(D)	(D)	(D)	(D)	(D)	(D)	(D)	(D)	E
Hotels, tourist courts	33	1 883	13 395	10 608	1 787	802	(S)	(S)	47	151	(S)	E
Motor hotels	6	595	6 300	4 378	(D)	(D)	(D)	(D)	(D)	(D)	73	A
<b>Long Branch-Asbury Park, N.J.</b>	90	4 119	27 594	20 411	4 148	2 484	(D)	(D)	(D)	(D)	(S)	E
Hotels, 25 guestrooms or more	31	2 140	17 123	10 281	3 975	2 484	(D)	(D)	(D)	(D)	(D)	D
Hotels, less than 25 guestrooms	8	118	592	(S)	(S)	(S)	(S)	(S)	(S)	(S)	(S)	E
Hotels, tourist courts	47	1 724	9 365	(S)	(S)	(S)	(S)	(S)	(S)	(S)	(S)	E
Motor hotels	4	137	514	(S)	(S)	(S)	(S)	(S)	(S)	(S)	(S)	E
<b>Los Angeles-Long Beach, Calif.</b>	798	58 092	904 299	591 376	188 706	64 601	(D)	(D)	3 154	55 960	5 735	B
Hotels, 25 guestrooms or more	217	34 901	746 285	447 780	179 885	60 843	(D)	(D)	2 916	54 359	5 226	A
Hotels, less than 25 guestrooms	94	1 485	8 117	(S)	(S)	(S)	(S)	(S)	(S)	(S)	(S)	E
Hotels, tourist courts	441	18 061	107 375	(S)	(S)	(S)	(S)	(S)	(S)	(S)	(S)	E
Motor hotels	46	3 645	42 522	30 464	8 010	3 651	(D)	(D)	(D)	(D)	196	C
<b>Louisville, Ky.-Ind.</b>	76	8 217	96 744	59 466	25 483	8 919	(D)	(D)	1 152	1 354	91	B
Hotels, 25 guestrooms or more	25	5 353	76 079	42 855	22 655	8 606	(D)	(D)	(D)	(D)	1	A
Hotels, less than 25 guestrooms	3	57	164	(S)	(S)	(S)	(S)	(S)	(S)	(S)	(S)	C
Hotels, tourist courts	40	2 949	17 880	(S)	(S)	(S)	(S)	(S)	(S)	(S)	(S)	E
Motor hotels	8	458	2 620	(S)	(S)	(S)	(S)	(S)	(S)	(S)	(S)	E



**Table 2. Major Sources of Receipts for the United States and Selected Standard Metropolitan Statistical Areas: 1982** —  
Con.

(Includes only establishments with payroll. For meaning of abbreviations and symbols, see introductory text. For explanation of terms and comparability of 1977 and 1982 censuses, see appendix A)

Geographic area and kind of business or operation	Establishments (number)	Guestrooms as of December 31 (number)	Sources of receipts from customers							Receipts from other sources (\$1,000)	Customer receipts of establishments responding to inquiry as percent of total customer receipts
			Total (\$1,000)	Guestroom rentals (\$1,000)	Meals and nonalcoholic beverages (\$1,000)	Alcoholic beverages (\$1,000)	Packaged liquor, wine, and beer (\$1,000)	Sales of gasoline, oil, etc. (\$1,000)	Sales of other merchandise (\$1,000)		
<b>Madison, Wis.</b>	51	4 044	37 935	26 093	7 954	2 521	-	857	454	B	
Hotels, 25 guestrooms or more	6	806	12 384	7 513	(D)	(D)	-	(D)	333	A	
Hotels, less than 25 guestrooms	3	44	267	(S)	(S)	(S)	(S)	(D)	55	C	
Hotels, tourist courts	31	2 211	17 389	13 031	3 068	(D)	(D)	228	55	C	
Motor hotels	11	983	7 895	(S)	(S)	(S)	(S)	(S)	(S)	E	
<b>Meibourne-Titusville-Cocoa, Fla.</b>	59	4 766	41 407	29 680	5 865	4 614	-	748	273	B	
Hotels, 25 guestrooms or more	4	(D)	(D)	(D)	(D)	(D)	(D)	(D)	(D)	C	
Hotels, less than 25 guestrooms	4	72	255	(S)	(S)	(S)	(S)	(S)	(D)	C	
Hotels, tourist courts	47	3 890	32 008	24 456	4 064	2 478	(D)	512	270	E	
Motor hotels	4	(D)	(D)	(D)	(D)	(D)	(D)	(D)	(D)	D	
<b>Memphis, Tenn.-Ark.-Miss.</b>	100	10 773	117 088	78 017	25 106	9 167	(D)	381	597	C	
Hotels, 25 guestrooms or more	33	5 398	74 218	44 841	18 729	6 728	(D)	251	216	B	
Hotels, less than 25 guestrooms	6	87	708	(S)	(S)	(S)	(S)	130	185	E	
Hotels, tourist courts	56	4 789	38 169	28 649	(D)	(D)	(D)	(D)	196	C	
Motor hotels	5	499	3 983	(D)	(D)	(D)	(D)	(D)	(D)	C	
<b>Miami, Fla.</b>	438	38 437	501 934	341 696	87 815	38 687	(D)	6 623	7 179	C	
Hotels, 25 guestrooms or more	185	25 457	396 781	250 058	82 261	33 347	(D)	5 833	6 785	B	
Hotels, less than 25 guestrooms	40	3 788	557	(S)	(S)	(S)	(S)	(S)	(S)	E	
Hotels, tourist courts	200	11 103	87 592	(S)	(S)	(S)	(S)	(S)	(S)	E	
Motor hotels	13	1 320	13 773	(S)	(S)	(S)	(S)	(S)	(S)	E	
<b>Milwaukee, Wis.</b>	90	8 037	94 198	60 495	20 340	7 289	(D)	1 164	900	B	
Hotels, 25 guestrooms or more	21	4 338	60 496	35 182	14 483	5 751	(D)	(D)	336	A	
Hotels, less than 25 guestrooms	6	64	447	(D)	(D)	(D)	(D)	(D)	(S)	D	
Hotels, tourist courts	49	2 194	16 130	15 156	(D)	(D)	(D)	(D)	512	C	
Motor hotels	14	1 441	17 125	9 710	(D)	(D)	(D)	(D)	52	D	
<b>Minneapolis-St. Paul, Minn.-Wis.</b>	172	17 715	249 854	141 766	69 327	28 870	(D)	1 340	700	B	
Hotels, 25 guestrooms or more	54	10 986	188 807	100 138	56 977	23 558	(D)	(D)	339	B	
Hotels, less than 25 guestrooms	10	138	443	(S)	(S)	(S)	(S)	(S)	(S)	E	
Hotels, tourist courts	90	4 607	36 439	(S)	(S)	(S)	(S)	(S)	(S)	E	
Motor hotels	18	1 984	24 165	14 089	6 988	2 718	(D)	(D)	(D)	C	
<b>Mobile, Ala.</b>	62	4 199	45 413	(S)	(S)	(S)	(S)	(S)	(S)	E	
Hotels, 25 guestrooms or more	10	1 068	20 057	10 513	(D)	(D)	(D)	(D)	(S)	E	
Hotels, less than 25 guestrooms	4	386	386	(S)	(S)	(S)	(S)	(S)	(S)	E	
Hotels, tourist courts	39	2 258	19 555	4 793	(D)	(D)	(D)	(D)	(D)	C	
Motor hotels	9	798	5 415	(D)	(D)	(D)	(D)	(D)	(D)	C	
<b>Nashville-Davidson, Tenn.</b>	129	12 782	155 202	110 827	27 965	10 174	(D)	5 212	925	B	
Hotels, 25 guestrooms or more	25	5 123	92 921	57 423	23 151	8 222	(D)	(D)	717	A	
Hotels, less than 25 guestrooms	5	60	552	(S)	(S)	(S)	(S)	(S)	(S)	E	
Hotels, tourist courts	91	6 528	52 558	7 409	(D)	(D)	(D)	(D)	122	E	
Motor hotels	8	1 071	9 171	(D)	(D)	(D)	(D)	(D)	(D)	A	
<b>Nassau-Suffolk, N.Y.</b>	192	9 072	112 211	85 352	13 695	7 880	(D)	4 522	224	B	
Hotels, 25 guestrooms or more	27	2 604	50 206	33 663	(D)	(D)	(D)	(D)	197	B	
Hotels, less than 25 guestrooms	10	152	1 200	(S)	(S)	(S)	(S)	(S)	(S)	E	
Hotels, tourist courts	148	5 710	50 266	45 062	1 912	2 158	(D)	325	27	E	
Motor hotels	7	606	10 539	5 427	(D)	(D)	(D)	(D)	(D)	B	
<b>New Haven-West Haven, Conn.</b>	30	2 761	16 973	12 968	2 563	922	(D)	136	65	B	
Hotels, 25 guestrooms or more	5	652	8 337	(D)	(D)	(D)	(D)	(D)	63	A	
Hotels, less than 25 guestrooms	-	(D)	(D)	(D)	(D)	(D)	(D)	(D)	(D)	(X)	
Hotels, tourist courts	24	(D)	(D)	(D)	(D)	(D)	(D)	(D)	(D)	(X)	
Motor hotels	1	(S)	(S)	(S)	(S)	(S)	(S)	(S)	(S)	E	

Table 2. Major Sources of Receipts for the United States and Selected Standard Metropolitan Statistical Areas: 1982—  
Con.

[Includes only establishments with payroll. For meaning of abbreviations and symbols, see introductory text. For explanation of terms and comparability of 1977 and 1982 censuses, see appendix A.]

Geographic area and kind of business or operation	Establishments (number)	Guestrooms as of December 31 (number)	Sources of receipts from customers										Receipts from other sources (\$1,000)	Customer receipts of establishments responding to inquiry as percent of total customer receipts
			Total (\$1,000)	Guestroom rentals (\$1,000)	Meals and nonalcoholic beverages (\$1,000)	Alcoholic beverages (\$1,000)	Packaged liquor, wine, and beer (\$1,000)	Sales of gasoline, oil, etc. (\$1,000)	Sales of other merchandise (\$1,000)	Other sources (\$1,000)	Sources of receipts from customers	Receipts from other sources (\$1,000)		
<b>New Orleans, La.</b>	149	17 659	335 052	224 242	69 456	24 993	1 947	14 375	3 377	A	B			
Hotels, 25 guestrooms or more.....	51	11 995	277 877	178 826	62 145	22 714	(D)	(D)	1 961	A	A			
Hotels, less than 25 guestrooms.....	39	248	2 623	2 572	(D)	(D)	(D)	(D)	(S)	C	C			
Hotels, tourist courts.....	64	3 403	28 073	20 808	3 410	(S)	(S)	(S)	789	B	D			
Motor hotels.....	16	2 013	26 479	20 808	(D)	(D)	(D)	(D)	(S)	B	D			
<b>New York, N.Y.-N.J.</b>	419	69 390	1 379 514	966 741	228 719	94 842	10 233	78 979	7 883	C	C			
Hotels, 25 guestrooms or more.....	196	56 378	1 253 787	865 933	217 560	90 502	10 066	69 726	7 164	B	C			
Hotels, less than 25 guestrooms.....	39	766	4 990	(S)	(S)	(S)	(S)	(S)	(S)	E	E			
Hotels, tourist courts.....	148	8 630	71 038	(S)	(S)	(S)	(S)	(S)	(S)	E	E			
Motor hotels.....	36	3 816	49 639	(S)	(S)	(S)	(S)	(S)	(S)	E	E			
<b>Newark, N.J.</b>	115	10 889	139 114	93 449	26 772	14 619	(D)	3 438	(S)	D	E			
Hotels, 25 guestrooms or more.....	26	3 404	61 282	35 919	16 022	7 366	(D)	1 593	727	B	D			
Hotels, less than 25 guestrooms.....	5	68	422	(S)	(S)	(S)	(S)	(S)	(S)	E	E			
Hotels, tourist courts.....	66	5 311	48 549	(S)	(S)	(S)	(S)	(S)	(S)	E	E			
Motor hotels.....	18	2 106	28 861	(S)	(S)	(S)	(S)	(S)	(S)	E	E			
<b>Newport News-Hampton, Va.</b>	98	8 697	101 748	75 447	18 641	5 273	(D)	2 105	267	A	C			
Hotels, 25 guestrooms or more.....	23	(D)	(D)	(D)	(D)	(D)	(D)	(D)	(D)	A	A			
Hotels, less than 25 guestrooms.....	2	(D)	(D)	(D)	(D)	(D)	(D)	(D)	(D)	A	A			
Hotels, tourist courts.....	60	3 889	30 743	26 719	2 066	(D)	(D)	(D)	(D)	B	D			
Motor hotels.....	13	1 566	14 343	(D)	(D)	(D)	(D)	(D)	(S)	C	E			
<b>Norfolk-Virginia Beach-Portsmouth, Va.-N.C.</b>	166	11 126	100 553	82 364	10 993	4 922	764	1 500	256	C	D			
Hotels, 25 guestrooms or more.....	44	4 261	47 918	35 699	7 458	3 416	(D)	(D)	214	C	C			
Hotels, less than 25 guestrooms.....	5	46	250	(S)	(S)	(S)	(S)	(S)	(S)	E	E			
Hotels, tourist courts.....	98	5 109	31 587	14 828	(D)	(D)	(D)	(D)	(S)	D	D			
Motor hotels.....	19	1 710	16 294	(D)	(D)	(D)	(D)	(D)	(S)	A	E			
<b>Northeast Pennsylvania</b>	118	9 230	141 845	83 131	35 356	14 245	(D)	4 509	103	C	C			
Hotels, 25 guestrooms or more.....	42	5 161	99 526	27 138	27 138	9 370	(D)	3 780	103	B	B			
Hotels, less than 25 guestrooms.....	14	267	2 592	(S)	(S)	(S)	(S)	(S)	(S)	E	E			
Hotels, tourist courts.....	57	3 436	34 567	(S)	(S)	(S)	(S)	(S)	(S)	E	E			
Motor hotels.....	5	366	5 160	(S)	(S)	(S)	(S)	(S)	(S)	E	E			
<b>Oklahoma City, Okla.</b>	101	10 007	115 377	83 882	22 616	4 874	(D)	3 484	2 810	B	D			
Hotels, 25 guestrooms or more.....	20	2 534	39 424	26 617	9 367	2 102	(D)	(D)	(S)	B	E			
Hotels, less than 25 guestrooms.....	5	48	194	(S)	(S)	(S)	(S)	(S)	(S)	E	E			
Hotels, tourist courts.....	67	5 991	56 916	45 613	7 513	(D)	(D)	1 433	581	C	C			
Motor hotels.....	9	1 434	18 843	11 477	5 726	(D)	(D)	204	1 984	A	A			
<b>Omaha, Nebr.-Iowa</b>	54	5 859	52 686	36 633	10 534	3 834	(D)	752	(S)	B	E			
Hotels, 25 guestrooms or more.....	16	(D)	(D)	(D)	(D)	(D)	(D)	(D)	(S)	A	E			
Hotels, less than 25 guestrooms.....	2	(D)	(D)	(D)	(D)	(D)	(D)	(D)	(S)	A	E			
Hotels, tourist courts.....	32	(D)	(D)	(D)	(D)	(D)	(D)	(D)	(D)	C	C			
Motor hotels.....	4	(D)	(D)	(D)	(D)	(D)	(D)	(D)	(D)	A	A			
<b>Orlando, Fla.</b>	169	27 529	444 713	290 438	83 495	24 596	3 703	20 101	1 599	A	B			
Hotels, 25 guestrooms or more.....	47	13 910	308 039	185 909	67 167	19 221	(D)	16 867	1 031	A	B			
Hotels, less than 25 guestrooms.....	12	185	688	(S)	(S)	(S)	(S)	(S)	(S)	B	C			
Hotels, tourist courts.....	96	10 392	99 062	76 175	12 101	2 374	(D)	2 046	310	E	C			
Motor hotels.....	14	3 042	36 924	27 711	4 202	2 971	(D)	1 434	258	A	A			
<b>Oxnard-Simi Valley-Ventura, Calif.</b>	62	3 128	31 733	21 274	5 951	2 420	(D)	2 053	4	B	C			
Hotels, 25 guestrooms or more.....	8	927	18 273	8 005	5 942	2 420	(D)	(D)	(S)	B	E			
Hotels, less than 25 guestrooms.....	7	106	523	10 165	(S)	(S)	(S)	(S)	(S)	E	C			
Hotels, tourist courts.....	43	1 819	10 165	10 041	(D)	(D)	(D)	(D)	(D)	A	A			
Motor hotels.....	4	276	2 772	(D)	(D)	(D)	(D)	(D)	4	D	A			



Table 2. Major Sources of Receipts for the United States and Selected Standard Metropolitan Statistical Areas: 1982—  
 Con.

[Includes only establishments with payroll. For meaning of abbreviations and symbols, see introductory text. For explanation of terms and comparability of 1977 and 1982 censuses, see appendix A.]

Geographic area and kind of business or operation	Establishments (number)	Guestrooms as of December 31 (number)	Sources of receipts from customers								Receipts from other sources (\$1,000)	Receipts from other sources (\$1,000)	Customer receipts of establishments responding to inquiry as percent of total customer receipts
			Total (\$1,000)	Guestroom rentals (\$1,000)	Meals and nonalcoholic beverages (\$1,000)	Alcoholic beverages (\$1,000)	Packaged liquor, wine, and beer (\$1,000)	Sales of gasoline, oil, etc. (\$1,000)	Sales of other merchandise (\$1,000)	Other sources (\$1,000)			
Panama City, Fla. ....	109	5 740	41 103	35 635	2 794	2 279	(D)	80	281	(S)	E		
Hotels, 25 guestrooms or more .....	18	2 028	17 151	(S)	(S)	(S)	(S)	(S)	(S)	(S)	E		
Hotels, less than 25 guestrooms .....	5	71	(D)	(D)	(D)	(D)	(D)	(D)	(D)	(D)	E		
Motels, tourist courts .....	83	(D)	(D)	(D)	(D)	(D)	(D)	(D)	(D)	(D)	D		
Motor hotels .....	3	(D)	(D)	(D)	(D)	(D)	(D)	(D)	(D)	(D)	A		
Philadelphia, Pa.-N.J. ....	261	24 474	372 859	223 397	91 109	40 470	-	2 862	15 020	4 757	C		
Hotels, 25 guestrooms or more .....	75	13 614	282 332	156 580	76 621	33 466	-	2 461	13 204	4 023	C		
Hotels, less than 25 guestrooms .....	16	238	1 629	(S)	(S)	(S)	(S)	(S)	(S)	(S)	E		
Motels, tourist courts .....	148	6 327	49 877	(S)	(S)	(S)	(S)	(S)	(S)	(S)	E		
Motor hotels .....	22	4 295	39 020	27 072	7 314	3 244	-	191	1 199	422	C		
Phoenix, Ariz. ....	219	21 924	317 687	193 071	74 995	26 887	(D)	(D)	18 205	575	C		
Hotels, 25 guestrooms or more .....	74	12 124	255 532	140 268	68 841	24 967	(S)	(S)	17 149	382	C		
Hotels, less than 25 guestrooms .....	10	164	1 202	(S)	(S)	(S)	(S)	(S)	(S)	(S)	E		
Motels, tourist courts .....	111	7 083	42 876	13 731	2 849	885	(D)	(D)	483	25	E		
Motor hotels .....	24	2 553	18 077	107 013	40 703	24 081	(D)	(D)	5 518	101	C		
Pittsburgh, Pa. ....	157	12 881	178 306	121 617	29 874	16 220	(D)	(D)	4 257	-	A		
Hotels, 25 guestrooms or more .....	35	6 832	2 580	(S)	(S)	(S)	(S)	(S)	(S)	(S)	E		
Hotels, less than 25 guestrooms .....	24	349	38 193	9 126	7 090	4 874	(D)	(D)	994	(S)	E		
Motels, tourist courts .....	84	4 480	15 916	23 156	6 299	2 935	(D)	(D)	(D)	(D)	E		
Motor hotels .....	14	1 220	32 696	10 976	4 716	(D)	(D)	(D)	(D)	(D)	B		
Portland, Maine .....	93	3 817	17 995	10 976	(S)	(S)	(S)	(S)	(S)	(S)	C		
Hotels, 25 guestrooms or more .....	13	1 346	7 860	7 202	(S)	(S)	(S)	(S)	(S)	(S)	C		
Hotels, less than 25 guestrooms .....	68	1 928	6 346	(D)	(D)	(D)	(D)	(D)	(D)	(D)	C		
Motels, tourist courts .....	5	740	148 287	89 772	36 406	15 532	(D)	(D)	5 195	441	C		
Motor hotels .....	156	12 490	70 573	37 280	19 404	8 306	(S)	(S)	(D)	(D)	B		
Portland, Oreg.-Wash. ....	34	4 936	32 967	21 673	15 239	6 212	(S)	(S)	(D)	(D)	B		
Hotels, 25 guestrooms or more .....	9	138	43 972	27 757	7 555	4 648	(D)	(D)	(D)	(D)	A		
Hotels, less than 25 guestrooms .....	95	4 720	41 560	6 225	(D)	(D)	(D)	(D)	(D)	(D)	B		
Motels, tourist courts .....	18	2 696	10 979	242	(S)	(S)	(S)	(S)	(S)	(S)	E		
Motor hotels .....	51	3 160	26 693	32 903	7 253	2 273	(D)	(D)	(D)	(D)	A		
Providence-Warwick-Pawtucket, R.I.-Mass. ....	6	671	73 972	52 604	14 193	4 910	(D)	(D)	1 087	(S)	E		
Hotels, 25 guestrooms or more .....	3	34	26 693	(D)	(D)	(D)	(D)	(D)	(D)	(D)	E		
Hotels, less than 25 guestrooms .....	37	(D)	43 437	32 903	7 253	2 273	(D)	(D)	(D)	(D)	E		
Motels, tourist courts .....	5	(D)	3 842	(D)	(D)	(D)	(D)	(D)	(D)	(D)	A		
Motor hotels .....	5	442	625 859	120 505	87 602	55 168	(D)	(D)	348 896	3 131	D		
Raleigh-Durham, N.C. ....	53	6 962	588 430	85 602	86 615	54 522	(D)	(D)	348 609	2 761	D		
Hotels, 25 guestrooms or more .....	12	2 148	487	385	(D)	(D)	(D)	(D)	(D)	(D)	D		
Hotels, less than 25 guestrooms .....	37	4 372	34 493	(S)	(S)	(S)	(S)	(S)	(S)	(S)	E		
Motels, tourist courts .....	4	442	2 449	(D)	(D)	(D)	(D)	(D)	(D)	(D)	D		
Motor hotels .....	4	442	75 046	53 115	12 858	4 489	(D)	(D)	1 751	438	C		
Reno, Nev. ....	170	18 479	588 430	85 602	86 615	54 522	(D)	(D)	348 609	2 761	D		
Hotels, 25 guestrooms or more .....	44	12 969	487	385	(D)	(D)	(D)	(D)	(D)	(D)	D		
Hotels, less than 25 guestrooms .....	7	113	34 493	(S)	(S)	(S)	(S)	(S)	(S)	(S)	E		
Motels, tourist courts .....	114	5 057	2 449	(D)	(D)	(D)	(D)	(D)	(D)	(D)	D		
Motor hotels .....	5	340	75 046	53 115	12 858	4 489	(D)	(D)	1 751	438	C		
Richmond, Va. ....	70	7 170	(D)	(D)	(D)	(D)	(D)	(D)	(D)	(D)	A		
Hotels, 25 guestrooms or more .....	15	(D)	29 266	22 201	(S)	(S)	(S)	(S)	(S)	(S)	E		
Hotels, less than 25 guestrooms .....	1	(D)	12 422	10 210	3 744	598	(D)	(D)	540	101	E		
Motels, tourist courts .....	46	3 575	1 847	(D)	(D)	(D)	(D)	(D)	(D)	(D)	C		
Motor hotels .....	8	1 111									C		

Table 2. Major Sources of Receipts for the United States and Selected Standard Metropolitan Statistical Areas: 1982—  
Con.

(Includes only establishments with payroll. For meaning of abbreviations and symbols, see introductory text. For explanation of terms and comparability of 1977 and 1982 censuses, see appendix A.)

Geographic area and kind of business or operation	Establishments (number)	Guestrooms December 31 (number)	Total (\$1,000)	Sources of receipts from customers							Receipts from other sources (\$1,000)			Receipts from other sources (\$1,000)	Customer receipts of establishments responding to inquiry as percent of total customer receipts
				Guestroom rentals (\$1,000)	Meals and nonalcoholic beverages (\$1,000)	Alcoholic beverages (\$1,000)	Packaged liquor, wine, and beer (\$1,000)	Sales of gasoline, oil, etc. (\$1,000)	Sales of other merchandise (\$1,000)	Other sources (\$1,000)	Sources of receipts from customers	Receipts from other sources			
													Receipts from other sources		
<b>Riverside-San Bernardino-Ontario, Calif.</b>	310	15 899	172 710	118 169	30 163	12 906	(D)	208	11 112	(S)	C	E			
Hotels, 25 guestrooms or more	75	7 102	116 677	68 827	25 532	11 403	(D)	(D)	(D)	(S)	B	E			
Hotels, less than 25 guestrooms	24	344	2 089	(S)	(S)	(S)	(S)	(S)	(S)	(S)	E	E			
Motels, tourist courts	188	7 557	45 397	43 722	914	(D)	(D)	(D)	275	20	D	D			
Motor hotels	23	896	8 547	(D)	3 717	(D)	(D)	(D)	31	33	C	C			
<b>Rochester, N.Y.</b>	66	4 594	52 521	35 594	10 185	4 811	(D)	417	1 514	624	A	D			
Hotels, 25 guestrooms or more	12	2 004	33 919	20 230	8 490	3 867	(D)	(D)	(D)	347	A	D			
Hotels, less than 25 guestrooms	8	119	543	543	(D)	(D)	(D)	(D)	(D)	(D)	B	B			
Motels, tourist courts	40	1 915	13 174	11 243	(D)	(D)	(D)	(D)	(D)	277	B	D			
Motor hotels	6	556	4 885	3 576	(D)	(D)	(D)	(D)	(D)	(D)	A	A			
<b>Sacramento, Calif.</b>	126	9 173	83 231	57 167	18 317	5 359	(D)	334	1 420	158	B	D			
Hotels, 25 guestrooms or more	24	2 568	30 907	19 784	8 345	1 845	(S)	(S)	(D)	4	C	C			
Hotels, less than 25 guestrooms	10	204	516	(S)	(S)	(S)	(S)	(S)	(D)	(D)	E	A			
Motels, tourist courts	83	4 948	31 292	25 314	(D)	(D)	(D)	(D)	216	140	C	C			
Motor hotels	9	1 453	20 516	11 553	(D)	(D)	(D)	(D)	(D)	(S)	A	E			
<b>St. Louis, Mo.-Ill.</b>	190	18 449	226 385	146 684	53 331	19 356	(D)	(D)	4 744	(S)	C	E			
Hotels, 25 guestrooms or more	47	10 137	160 874	96 832	44 412	14 399	(D)	(D)	3 225	(S)	C	E			
Hotels, less than 25 guestrooms	17	266	912	907	(D)	(D)	(D)	(D)	1 317	619	A	D			
Motels, tourist courts	115	6 547	49 279	38 438	6 195	3 065	(D)	(D)	(S)	(S)	D	D			
Motor hotels	11	1 499	15 920	(S)	(S)	(S)	(S)	(S)	(S)	(S)	E	E			
<b>Salt Lake City-Ogden, Utah</b>	105	10 359	123 582	84 969	29 712	1 463	(D)	2 352	5 086	403	C	D			
Hotels, 25 guestrooms or more	31	6 056	90 205	57 281	25 198	(D)	(D)	(D)	3 923	145	C	D			
Hotels, less than 25 guestrooms	4	78	539	539	(D)	(D)	(D)	(D)	(D)	(D)	D	D			
Motels, tourist courts	59	2 930	18 730	17 696	(D)	(D)	(D)	(D)	(D)	(S)	D	D			
Motor hotels	11	1 295	14 108	9 453	(D)	(D)	(D)	(D)	(D)	(S)	B	E			
<b>San Antonio, Tex.</b>	127	12 881	169 515	118 724	30 870	11 594	(D)	(D)	7 349	1 388	B	B			
Hotels, 25 guestrooms or more	42	7 670	133 849	86 903	29 217	10 700	(D)	(D)	6 313	565	B	E			
Hotels, less than 25 guestrooms	8	130	568	(S)	(S)	(S)	(S)	(S)	(D)	(D)	E	E			
Motels, tourist courts	65	(D)	(D)	(D)	(D)	(D)	(D)	(D)	(D)	(D)	C	D			
Motor hotels	12	(D)	(D)	(D)	(D)	(D)	(D)	(D)	(D)	(D)	B	D			
<b>San Diego, Calif.</b>	332	24 305	394 780	268 277	78 758	28 892	(D)	(D)	14 498	(S)	C	E			
Hotels, 25 guestrooms or more	66	11 987	300 212	181 167	74 559	27 414	(D)	(D)	12 975	(S)	B	E			
Hotels, less than 25 guestrooms	30	466	2 837	(S)	(S)	(S)	(S)	(S)	(S)	(S)	E	E			
Motels, tourist courts	213	9 929	68 181	66 574	425	(D)	(D)	(D)	779	291	C	D			
Motor hotels	23	1 923	23 550	17 744	3 734	(D)	(D)	(D)	744	251	C	C			
<b>San Francisco-Oakland, Calif.</b>	463	44 141	754 908	536 294	128 198	51 599	(D)	(D)	30 185	4 892	B	C			
Hotels, 25 guestrooms or more	156	28 172	625 785	415 622	123 495	50 777	(D)	(D)	27 397	3 958	A	B			
Hotels, less than 25 guestrooms	40	630	5 337	(S)	(S)	(S)	(S)	(S)	(S)	(S)	E	E			
Motels, tourist courts	233	12 623	91 969	28 004	2 209	(D)	(D)	(D)	1 191	(S)	E	E			
Motor hotels	34	2 716	31 817	(D)	(D)	(D)	(D)	(D)	(D)	(S)	E	E			
<b>San Jose, Calif.</b>	136	10 365	144 739	108 961	23 555	7 279	(D)	(D)	4 406	30	B	D			
Hotels, 25 guestrooms or more	28	4 369	95 081	60 365	23 555	7 067	(S)	(S)	(D)	19	A	C			
Hotels, less than 25 guestrooms	6	89	524	(S)	(S)	(S)	(S)	(S)	(S)	(S)	E	B			
Motels, tourist courts	98	5 676	46 503	(S)	(S)	(S)	(S)	(S)	(S)	(S)	B	E			
Motor hotels	4	231	2 631	(D)	(D)	(D)	(D)	(D)	(D)	(D)	E	B			
<b>Santa Barbara-Santa Maria-Lompoc, Calif.</b>	100	5 496	68 187	51 722	9 377	4 150	(D)	(D)	2 693	6	B	D			
Hotels, 25 guestrooms or more	23	1 968	40 629	25 134	8 950	(D)	(D)	(D)	2 304	4	A	B			
Hotels, less than 25 guestrooms	9	135	1 442	1 154	(D)	(D)	(D)	(D)	(S)	(S)	A	D			
Motels, tourist courts	62	2 993	22 152	(S)	(S)	(S)	(S)	(S)	(S)	(S)	E	E			
Motor hotels	6	400	3 964	(S)	(S)	(S)	(S)	(S)	(S)	(S)	E	E			



Table 2. Major Sources of Receipts for the United States and Selected Standard Metropolitan Statistical Areas: 1982—  
 Con.

[Includes only establishments with payroll. For meaning of abbreviations and symbols, see introductory text. For explanation of terms and comparability of 1977 and 1982 censuses, see appendix A.]

Geographic area and kind of business or operation	Establishments (number)	Guestrooms as of December 31 (number)	Sources of receipts from customers							Receipts from other sources (\$1,000)	Customer receipts of establishments responding to inquiry as percent of total customer receipts
			Total (\$1,000)	Guestroom rentals (\$1,000)	Meals and nonalcoholic beverages (\$1,000)	Alcoholic beverages (\$1,000)	Packaged liquor, wine, and beer (\$1,000)	Sales of gasoline, oil, etc. (\$1,000)	Sales of other merchandise (\$1,000)		
<b>Santa Rosa, Calif.</b>	56	2 496	26 211	16 977	6 268	2 514	(D)	(D)	357	273	C
Hotels, 25 guestrooms or more	7	647	8 529	5 144	(D)	(D)	(D)	(D)	(D)	(D)	A
Hotels, less than 25 guestrooms	10	155	2 099	(S)	(S)	(S)	(S)	(S)	(S)	(S)	B
Motels, tourist courts	37	(D)	(D)	(D)	(D)	(D)	(D)	(D)	(D)	(D)	D
Motor hotels	2	(D)	(D)	(D)	(D)	(D)	(D)	(D)	(D)	(D)	A
<b>Sarasota, Fla.</b>	79	3 788	44 869	32 409	6 869	3 774	(D)	(D)	1 617	152	B
Hotels, 25 guestrooms or more	20	1 856	31 998	21 371	6 058	2 876	(D)	(D)	1 547	108	A
Hotels, less than 25 guestrooms	6	91	453	(S)	(S)	(S)	(S)	(S)	(S)	(S)	E
Motels, tourist courts	49	1 609	10 952	9 606	(D)	(D)	(D)	(D)	(D)	30	C
Motor hotels	4	232	1 466	(S)	(S)	(S)	(S)	(S)	(S)	(S)	E
<b>Seattle-Everett, Wash.</b>	196	16 156	222 961	148 034	47 352	20 075	(D)	(D)	5 469	1 168	B
Hotels, 25 guestrooms or more	53	9 234	162 042	97 171	41 560	17 022	(D)	(D)	4 382	407	C
Hotels, less than 25 guestrooms	16	304	1 446	(S)	(S)	(S)	(S)	(S)	(S)	(S)	E
Motels, tourist courts	107	4 737	36 348	4 507	4 507	2 524	(D)	(D)	(D)	180	E
Motor hotels	20	1 881	23 125	(S)	(S)	(S)	(S)	(S)	(S)	(S)	B
<b>Shreveport, La.</b>	46	3 456	30 804	23 716	4 932	1 232	(D)	(D)	734	93	D
Hotels, 25 guestrooms or more	7	714	6 502	4 535	(D)	(D)	(D)	(D)	(D)	(D)	A
Hotels, less than 25 guestrooms	4	51	235	(S)	(S)	(S)	(S)	(S)	(S)	(S)	E
Motels, tourist courts	29	2 327	21 319	16 926	3 215	621	(D)	(D)	(D)	93	D
Motor hotels	6	364	2 748	2 115	(D)	(D)	(D)	(D)	(D)	(D)	A
<b>Spokane, Wash.</b>	47	3 305	35 368	22 055	8 330	3 730	(D)	(D)	816	140	B
Hotels, 25 guestrooms or more	7	(D)	(D)	(D)	(D)	(D)	(D)	(D)	(D)	(D)	A
Hotels, less than 25 guestrooms	31	1 436	10 638	(S)	(S)	(S)	(S)	(S)	(S)	(S)	E
Motels, tourist courts	8	613	4 535	3 072	(D)	(D)	(D)	(D)	(D)	88	E
Motor hotels	2	(D)	(D)	(D)	(D)	(D)	(D)	(D)	(D)	(D)	C
<b>Springfield-Chicopee-Holyoke, Mass.-Conn.</b>	43	2 787	29 194	18 116	6 997	2 971	(D)	(D)	(D)	124	B
Hotels, 25 guestrooms or more	12	1 656	22 958	12 025	6 997	2 971	(S)	(S)	(S)	30	A
Hotels, less than 25 guestrooms	3	51	441	(S)	(S)	(S)	(S)	(S)	(S)	(S)	E
Motels, tourist courts	26	(D)	(D)	(D)	(D)	(D)	(D)	(D)	(D)	(D)	E
Motor hotels	2	(D)	(D)	(D)	(D)	(D)	(D)	(D)	(D)	(D)	E
<b>Stamford, Conn.</b>	12	1 154	24 505	16 288	5 024	1 906	(D)	(D)	(D)	51	A
Hotels, 25 guestrooms or more	4	(D)	(D)	(D)	(D)	(D)	(D)	(D)	(D)	(D)	A
Hotels, less than 25 guestrooms	4	(D)	(D)	(D)	(D)	(D)	(D)	(D)	(D)	(D)	(X)
Motels, tourist courts	4	(D)	(D)	(D)	(D)	(D)	(D)	(D)	(D)	(D)	A
Motor hotels	4	464	6 250	(D)	(D)	(D)	(D)	(D)	(D)	31	C
<b>Syracuse, N.Y.</b>	57	3 966	46 954	29 891	10 693	4 700	(D)	(D)	1 192	113	B
Hotels, 25 guestrooms or more	13	1 960	28 303	17 307	6 698	3 355	(S)	(S)	(S)	113	A
Hotels, less than 25 guestrooms	8	95	479	(S)	(S)	(S)	(S)	(S)	(S)	(S)	E
Motels, tourist courts	33	1 646	11 132	8 472	(D)	(D)	(D)	(D)	(D)	205	C
Motor hotels	3	265	7 040	(D)	(D)	(D)	(D)	(D)	(D)	(D)	A
<b>Tampa-St. Petersburg, Fla.</b>	366	25 551	308 391	196 419	57 178	31 375	(D)	(D)	16 028	3 586	C
Hotels, 25 guestrooms or more	78	12 580	198 837	113 925	42 151	22 756	(D)	(D)	14 621	3 380	C
Hotels, less than 25 guestrooms	36	545	4 036	(S)	(S)	(S)	(S)	(S)	(S)	(S)	E
Motels, tourist courts	237	11 277	94 328	(S)	(S)	(S)	(S)	(S)	(S)	(S)	E
Motor hotels	15	1 149	11 190	(S)	(S)	(S)	(S)	(S)	(S)	(S)	E
<b>Toledo, Ohio-Mich.</b>	75	4 406	38 853	28 500	6 737	2 449	(D)	(D)	1 110	78	C
Hotels, 25 guestrooms or more	9	996	10 835	6 703	2 993	990	(D)	(D)	(D)	11	A
Hotels, less than 25 guestrooms	5	64	371	(S)	(S)	(S)	(S)	(S)	(S)	(S)	E
Motels, tourist courts	56	2 769	23 177	17 008	3 741	1 457	(D)	(D)	941	67	E
Motor hotels	5	577	4 470	(S)	(S)	(S)	(S)	(S)	(S)	(S)	E

**Table 2. Major Sources of Receipts for the United States and Selected Standard Metropolitan Statistical Areas: 1982—**  
**CON.**

[Includes only establishments with payroll. For meaning of abbreviations and symbols, see introductory text. For explanation of terms and comparability of 1977 and 1982 censuses, see appendix A.]

Geographic area and kind of business or operation	Establishments (number)	Guestrooms as of December 31 (number)	Sources of receipts from customers							Receipts from other sources (\$1,000)		Customer receipts of establishments responding to inquiry as percent of total customer receipts	
			Total (\$1,000)	Guestroom rentals (\$1,000)	Meals and nonalcoholic beverages (\$1,000)	Alcoholic beverages (\$1,000)	Packaged liquor, wine, and beer (\$1,000)	Sales of gasoline, oil, etc. (\$1,000)	Sales of other merchandise (\$1,000)	Other sources (\$1,000)	Receipts from other sources (\$1,000)		
<b>Tucson, Ariz.</b>	86	6 538	72 686	51 574	13 957	3 855	-	(D)	(D)	3 017	(S)	D	E
Hotels, 25 guestrooms or more	27	3 521	49 967	31 146	12 687	3 647	-	(D)	(D)	2 224	(S)	D	E
Hotels, less than 25 guestrooms	6	797	17 691	(S)	(S)	(S)	(S)	(S)	(S)	(S)	(S)	E	E
Motels, tourist courts	49	2 481	4 231	(D)	-	-	-	-	-	(S)	(S)	E	E
Motor hotels	4	458	-	(D)	-	-	-	-	-	(D)	104	D	D
<b>Tulsa, Okla.</b>	67	6 580	74 934	54 406	13 780	3 293	-	(D)	(D)	3 137	509	B	B
Hotels, 25 guestrooms or more	9	(D)	(D)	(D)	(D)	(D)	(D)	(D)	(D)	(D)	(D)	C	C
Hotels, less than 25 guestrooms	2	(D)	(D)	(D)	(D)	(D)	(D)	(D)	(D)	(D)	(D)	A	A
Motels, tourist courts	44	2 981	20 915	(S)	1 066	673	176	(D)	(D)	673	176	D	D
Motor hotels	12	1 647	22 552	(D)	3 762	(D)	243	(D)	(D)	(D)	243	A	A
<b>Washington, D.C.-Md.-Va.</b>	284	40 793	700 533	468 204	145 160	53 335	(D)	(D)	(D)	30 811	2 871	B	C
Hotels, 25 guestrooms or more	117	25 612	547 901	341 704	130 488	46 819	(D)	(D)	(D)	27 635	2 418	B	B
Hotels, less than 25 guestrooms	8	140	773	(S)	8 661	4 144	(S)	(S)	(S)	1 641	8	E	A
Motels, tourist courts	125	10 819	101 670	86 257	6 011	2 372	(D)	(D)	(D)	1 535	(S)	E	E
Motor hotels	34	4 222	50 189	39 477	-	-	-	-	-	794	(S)	C	E
<b>West Palm Beach-Boca Raton, Fla.</b>	124	10 657	212 974	125 622	51 443	20 429	(D)	(D)	(D)	12 901	(S)	C	E
Hotels, 25 guestrooms or more	35	5 305	139 321	72 336	39 023	14 913	(D)	(D)	(D)	12 164	(S)	A	E
Hotels, less than 25 guestrooms	12	227	1 007	(D)	(D)	(D)	(D)	(D)	(D)	-	(S)	E	C
Motels, tourist courts	74	4 935	68 877	(S)	(S)	(S)	(S)	(S)	(S)	-	(S)	E	E
Motor hotels	3	189	3 569	(D)	(D)	(D)	(D)	(D)	(D)	-	-	D	C
<b>Wichita, Kans.</b>	55	4 077	38 183	29 214	6 264	1 855	-	(D)	(D)	(D)	(S)	D	E
Hotels, 25 guestrooms or more	12	(D)	(D)	(D)	(D)	(D)	(D)	(D)	(D)	(D)	(S)	D	E
Hotels, less than 25 guestrooms	3	(D)	(D)	(D)	(D)	(D)	(D)	(D)	(D)	(D)	(S)	E	E
Motels, tourist courts	35	1 818	14 916	12 196	(D)	(D)	(D)	(D)	(D)	261	38	C	D
Motor hotels	5	621	3 682	(D)	-	-	-	-	-	(D)	3	D	D
<b>Wilmington, Del.-N.J.-Md.</b>	49	3 464	45 184	30 089	10 566	3 211	(D)	(D)	(D)	1 204	81	B	C
Hotels, 25 guestrooms or more	7	(D)	(D)	(D)	(D)	(D)	(D)	(D)	(D)	(D)	(D)	A	A
Hotels, less than 25 guestrooms	2	(D)	(D)	(D)	(D)	(D)	(D)	(D)	(D)	(D)	(S)	E	E
Motels, tourist courts	39	(D)	(D)	(D)	(D)	(D)	(D)	(D)	(D)	(D)	(S)	E	E
Motor hotels	1	(D)	(D)	(D)	(D)	(D)	(D)	(D)	(D)	(D)	(S)	E	E
<b>Youngstown-Warren, Ohio</b>	41	2 128	15 139	11 448	2 684	(D)	(D)	(D)	(D)	362	12	C	D
Hotels, 25 guestrooms or more	4	(D)	(D)	(D)	(D)	(D)	(D)	(D)	(D)	(D)	(D)	A	C
Hotels, less than 25 guestrooms	34	(D)	(D)	(D)	(D)	(D)	(D)	(D)	(D)	(D)	(S)	E	E
Motels, tourist courts	3	1 616	10 492	8 892	(S)	(S)	(S)	(S)	(S)	(D)	6	D	D
Motor hotels	3	(D)	(D)	(S)	(S)	(S)	(S)	(S)	(S)	(S)	(S)	E	E



**Table 3. Guestroom Size of Establishments for the United States: 1982**

[Includes only establishments with payroll. For meaning of abbreviations and symbols, see introductory text. For explanation of terms and comparability of 1977 and 1982 censuses, see appendix A]

Guestroom size of establishment	Kind of business or operation				
	Hotels, motor hotels, and motels	Hotels, 25 guestrooms or more	Hotels, less than 25 guestrooms	Motels, tourist courts	Motor hotels
<b>ALL ESTABLISHMENTS</b>					
Total:					
Establishments..... number..	35 030	6 964	3 015	22 784	2 267
Receipts..... \$1,000..	32 221 234	21 867 743	272 911	7 629 829	2 450 751
Guestrooms <sup>1</sup> ..... number..	2 345 771	1 033 722	44 283	1 047 822	219 944
<b>ESTABLISHMENTS OPERATED ENTIRE YEAR</b>					
Total:					
Establishments..... number..	31 377	6 278	2 462	20 486	2 151
Receipts..... \$1,000..	30 568 208	21 004 022	217 050	7 002 278	2 344 858
Guestrooms <sup>1</sup> ..... number..	2 143 315	964 903	34 981	934 731	208 700
500 guestrooms or more:					
Establishments..... number..	302	274	(X)	19	9
Receipts..... \$1,000..	9 004 730	8 803 571	(X)	121 652	79 507
Guestrooms <sup>1</sup> ..... number..	250 087	230 610	(X)	13 309	6 168
300 to 499 guestrooms:					
Establishments..... number..	597	454	(X)	80	63
Receipts..... \$1,000..	4 874 477	4 172 774	(X)	338 111	363 592
Guestrooms <sup>1</sup> ..... number..	223 834	171 896	(X)	29 220	22 718
100 to 299 guestrooms:					
Establishments..... number..	5 410	2 362	(X)	2 259	789
Receipts..... \$1,000..	10 685 402	6 238 405	(X)	3 034 380	1 412 617
Guestrooms <sup>1</sup> ..... number..	827 115	392 535	(X)	317 328	117 252
50 to 99 guestrooms:					
Establishments..... number..	6 121	1 630	(X)	3 869	622
Receipts..... \$1,000..	3 565 484	1 227 618	(X)	1 948 763	389 103
Guestrooms <sup>1</sup> ..... number..	421 140	114 052	(X)	261 327	45 761
25 to 49 guestrooms:					
Establishments..... number..	7 704	1 558	(X)	5 807	339
Receipts..... \$1,000..	1 717 456	561 654	(X)	1 076 480	79 322
Guestrooms <sup>1</sup> ..... number..	267 282	55 810	(X)	198 666	12 806
10 to 24 guestrooms:					
Establishments..... number..	7 920	(X)	1 941	5 788	191
Receipts..... \$1,000..	638 173	(X)	202 639	418 411	17 123
Guestrooms <sup>1</sup> ..... number..	134 833	(X)	31 980	99 672	3 181
Less than 10 guestrooms:					
Establishments..... number..	3 323	(X)	521	2 664	138
Receipts..... \$1,000..	82 486	(X)	14 411	64 481	3 594
Guestrooms <sup>1</sup> ..... number..	19 024	(X)	3 001	15 209	814
<b>ESTABLISHMENTS NOT OPERATED ENTIRE YEAR</b>					
Total:					
Establishments..... number..	3 653	686	553	2 298	116
Receipts..... \$1,000..	1 653 026	863 721	55 861	627 551	105 893
Guestrooms <sup>1</sup> ..... number..	202 456	68 819	9 302	113 091	11 244
In business at end of year:					
Establishments..... number..	3 653	686	553	2 298	116
Receipts..... \$1,000..	1 006 981	598 179	39 307	321 608	47 887
Guestrooms <sup>1</sup> ..... number..	202 456	68 819	9 302	113 091	11 244
Not in business at end of year:					
Establishments <sup>2</sup> ..... number..	(2 609)	(310)	(280)	(1 884)	(135)
Receipts..... \$1,000..	646 045	265 542	16 554	305 943	58 006
Guestrooms <sup>1</sup> ..... number..	(X)	(X)	(X)	(X)	(X)

<sup>1</sup>As of December 31, 1982.

<sup>2</sup>Number in parentheses represents establishments that operated during part of 1982 but were not in business at end of year. Number is not included in totals.

**Table 4. Membership in Franchise or Co-Ownership Group Carrying Common Name for the United States and Selected Standard Metropolitan Statistical Areas: 1982**

(Includes only establishments with payroll. For meaning of abbreviations and symbols, see introductory text. For explanation of terms and comparability of 1977 and 1982 censuses, see appendix A.)

Geographic area and kind of business or operation	Establishments in business at end of year										
	Member					Nonmember					
	Number	Receipts from customers (\$1,000)	Guestrooms as of December 31 (number)	Number	Receipts from customers (\$1,000)	Guestrooms as of December 31 (number)	Number	Receipts from customers (\$1,000)	Guestrooms as of December 31 (number)	Receipts of establishments responding to inquiry as percent of total receipts	Guestrooms of establishments responding to inquiry as percent of total guestrooms
<b>United States</b>	35 030	31 575 189	2 345 771	7 409	11 194 631	851 860	27 621	20 380 558	1 493 911	C	C
Hotels, 25 guestrooms or more	6 964	21 602 201	1 033 722	2 217	6 831 264	400 467	4 747	14 770 937	633 255	C	C
Hotels, less than 25 guestrooms	3 015	256 357	44 283	47	4 760	677	2 968	251 597	43 606	C	B
Motels, tourist courts	22 784	7 323 886	1 047 822	4 169	2 961 502	329 765	18 615	4 362 384	718 057	D	D
Motor hotels	2 267	2 392 745	219 944	976	1 397 105	120 951	1 291	995 640	98 993	C	C
<b>Akron, Ohio</b>	45	40 095	3 936	14	25 647	1 920	31	14 448	2 076	D	C
Hotels, 25 guestrooms or more	11	23 095	1 623	5	15 290	908	6	7 805	715	D	B
Hotels, less than 25 guestrooms	4	79	46	—	—	—	4	79	46	A	A
Motels, tourist courts	26	16 453	2 190	(S)	(S)	1 012	(S)	(S)	1 178	E	D
Motor hotels	4	468	137	(S)	(S)	—	(S)	(S)	137	E	D
<b>Albany-Schenectady-Troy, N.Y.</b>	98	70 700	6 603	21	44 396	3 073	77	26 304	3 530	C	C
Hotels, 25 guestrooms or more	16	(D)	(D)	(D)	(D)	(D)	(D)	(D)	(D)	D	C
Hotels, less than 25 guestrooms	2	(D)	(D)	(D)	(D)	(D)	(D)	(D)	(D)	A	A
Motels, tourist courts	73	254	837	9	64	837	64	15 044	2 417	C	B
Motor hotels	7	15 893	909	2	(D)	(S)	5	(D)	(S)	D	E
<b>Albuquerque, N. Mex.</b>	84	71 918	6 601	21	47 047	3 498	63	24 871	3 103	C	C
Hotels, 25 guestrooms or more	13	38 260	2 628	9	28 359	2 006	4	9 901	622	D	D
Hotels, less than 25 guestrooms	6	478	122	—	—	—	—	478	122	D	D
Motels, tourist courts	55	(D)	2 716	6	4 627	560	49	2 156	2 156	B	C
Motor hotels	10	(D)	1 135	6	14 061	932	4	(D)	203	C	D
<b>Allentown-Bethlehem-Easton, Pa.-N.J.</b>	51	(D)	3 036	16	21 073	1 644	35	(D)	1 392	A	A
Hotels, 25 guestrooms or more	11	17 059	1 556	9	(D)	(D)	2	(D)	(D)	A	A
Hotels, less than 25 guestrooms	12	(D)	159	—	—	—	12	(D)	159	A	A
Motels, tourist courts	25	(D)	(D)	(D)	(D)	(S)	(D)	(D)	(S)	D	E
Motor hotels	3	(D)	(D)	(D)	(D)	(D)	(D)	(D)	(D)	A	A
<b>Anaheim-Santa Ana-Garden Grove, Calif.</b>	283	290 590	22 454	44	54 961	4 601	239	235 629	17 853	C	C
Hotels, 25 guestrooms or more	58	(D)	9 732	13	37 790	2 264	45	(S)	7 468	C	C
Hotels, less than 25 guestrooms	18	(D)	311	(S)	(S)	(S)	(S)	(S)	(S)	E	E
Motels, tourist courts	196	75 696	11 674	27	15 034	2 086	169	60 662	9 588	E	E
Motor hotels	11	6 544	737	(S)	(S)	(S)	(S)	(S)	(S)	E	E
<b>Asheville, N.C.</b>	45	33 211	2 952	8	7 119	708	37	26 092	2 244	C	C
Hotels, 25 guestrooms or more	9	(D)	1 446	1	(D)	(D)	8	19 996	1 202	B	A
Hotels, less than 25 guestrooms	4	81	30	(S)	(S)	(S)	25	(D)	(S)	E	E
Motels, tourist courts	28	(D)	1 036	3	(D)	(D)	(S)	(D)	(S)	D	D
Motor hotels	4	(D)	380	4	(D)	380	—	(D)	(S)	D	D
<b>Atlanta, Ga.</b>	202	440 706	30 514	70	151 753	11 696	132	288 953	18 818	D	D
Hotels, 25 guestrooms or more	76	(D)	(D)	(D)	(D)	(D)	(D)	(D)	(D)	C	C
Hotels, less than 25 guestrooms	3	(D)	(D)	(D)	(D)	(D)	(D)	(D)	(D)	C	C
Motels, tourist courts	100	61 483	8 385	(S)	(S)	1 701	(S)	(S)	6 034	E	E
Motor hotels	23	(D)	5 398	(S)	(S)	(S)	(S)	(S)	(S)	E	E
<b>Atlantic City, N.J.</b>	116	1 853 587	11 088	6	221 733	1 203	110	1 631 854	9 885	C	C
Hotels, 25 guestrooms or more	41	(D)	7 466	3	(D)	(D)	38	1 611 387	(D)	C	C
Hotels, less than 25 guestrooms	13	(D)	190	(S)	(S)	(S)	(S)	(S)	190	E	D
Motels, tourist courts	57	(D)	(D)	(D)	(D)	(D)	(D)	(D)	(D)	D	D
Motor hotels	5	(D)	(D)	(D)	(D)	(D)	(D)	(D)	(D)	A	C
<b>Austin, Tex.</b>	76	79 123	6 365	29	48 444	3 290	47	30 679	3 075	D	D
Hotels, 25 guestrooms or more	17	43 677	2 519	(S)	(S)	(S)	(S)	(S)	(S)	E	E
Hotels, less than 25 guestrooms	4	125	42	(S)	(S)	(S)	(S)	(S)	947	E	E
Motels, tourist courts	43	21 967	2 688	13	10 557	957	30	11 268	1 711	D	D
Motor hotels	12	13 496	1 136	7	9 396	761	5	4 098	375	B	B

See footnotes at end of table.



**Table 4. Membership in Franchise or Co-Ownership Group Carrying Common Name for the United States and Selected Standard Metropolitan Statistical Areas: 1982—Con.**

[Includes only establishments with payroll. For meaning of abbreviations and symbols, see introductory text. For explanation of terms and comparability of 1977 and 1982 censuses, see appendix A.]

Geographic area and kind of business or operation	Establishments in business at end of year												Guestrooms of establishments responding to membership inquiry as percent of total guestrooms	
	Receipts from customers (\$1,000)			Guestrooms as of December 31 (number)			Member <sup>1</sup>			Nonmember <sup>1</sup>				Receipts of establishments responding to membership inquiry as percent of total receipts
	Number	Receipts from customers (\$1,000)	Guestrooms as of December 31 (number)	Number	Receipts from customers (\$1,000)	Guestrooms as of December 31 (number)	Number	Receipts from customers (\$1,000)	Guestrooms as of December 31 (number)	Number	Receipts from customers (\$1,000)	Guestrooms as of December 31 (number)		
<b>Bakersfield, Calif.</b>	66	32 408	4 038	17	16 901	1 318	49	14 728	2 720	B	C			
Hotels, 25 guestrooms or more	8	(D)	(D)	(D)	(D)	(D)	(D)	(D)	(D)	A	A			
Hotels, less than 25 guestrooms	3	(D)	(D)	(D)	(D)	(D)	(D)	(D)	(D)	D	D			
Motels, tourist courts	49	13 228	2 454	9	9 593	335	1	11	2 119	D	B			
Motor hotels	6	9 593	629	5						B	B			
<b>Baltimore, Md.</b>	116	153 994	10 514	35	69 089	4 867	81	82 481	5 647	D	D			
Hotels, 25 guestrooms or more	29	87 971	4 482	(S)	(S)	(S)	(S)	(S)	(S)	E	E			
Hotels, less than 25 guestrooms	6	933	83	(S)	(S)	(S)	(S)	(S)	(S)	E	A			
Motels, tourist courts	72	51 189	4 895	22	37 038	2 752	50	2	2 143	B	C			
Motor hotels	9	13 901	1 054	(S)	(S)	(S)	(S)	(S)	(S)	E	E			
<b>Baton Rouge, La.</b>	49	56 073	4 612	20	29 364	2 914	29	22 329	1 698	C	C			
Hotels, 25 guestrooms or more	8	23 749	1 362	(S)	(S)	(S)	(S)	(S)	(S)	E	E			
Hotels, less than 25 guestrooms	3	232	47	(S)	(S)	(S)	(S)	(S)	(S)	E	E			
Motels, tourist courts	29	13 020	1 874	10	9 610	1 120	19	3	410	D	D			
Motor hotels	9	19 072	1 329	5	11 528	968	4		361	A	A			
<b>Beaumont-Port Arthur-Orange, Tex.</b>	43	32 506	3 063	15	19 349	1 663	28	12 232	1 400	B	C			
Hotels, 25 guestrooms or more	9	14 849	1 138	9	(D)	(D)	(D)	(D)	(D)	A	B			
Hotels, less than 25 guestrooms	5	308	77	4			5	308	77	B	B			
Motels, tourist courts	24	13 067	1 315	2	(D)	(D)	20	(D)	(D)	D	D			
Motor hotels	5	4 282	533	2	(D)	(D)	3	(D)	(D)	B	B			
<b>Biloxi-Gulfport, Miss.</b>	43	42 005	3 622	10	14 883	1 513	33	27 122	2 109	B	A			
Hotels, 25 guestrooms or more	11	(D)	(D)	(D)	(D)	(D)	(D)	(D)	(D)	A	A			
Hotels, less than 25 guestrooms	3	(D)	(D)	(D)	(D)	(D)	(D)	(D)	(D)	B	B			
Motels, tourist courts	24	15 058	1 552	7	11	1 052	17	3	464	A	D			
Motor hotels	5	4 873	650	2			3			D	D			
<b>Birmingham, Ala.</b>	62	53 037	5 744	21	36 261	3 332	41	16 380	2 412	D	C			
Hotels, 25 guestrooms or more	18	(D)	(D)	(D)	(D)	(D)	(D)	(D)	(D)	C	B			
Hotels, less than 25 guestrooms	2	(D)	(D)	(D)	(D)	(D)	(D)	(D)	(D)	E	E			
Motels, tourist courts	33	14 166	1 783	7	11	1 052	17	3	464	E	E			
Motor hotels	9	9 977	1 171	7			3			A	A			
<b>Boston, Mass.</b>	166	425 401	20 778	56	175 441	9 405	110	247 320	11 373	D	D			
Hotels, 25 guestrooms or more	61	333 362	13 284	28	(D)	(D)	33	195 343	6 741	D	D			
Hotels, less than 25 guestrooms	8	956	147	(S)	(S)	(S)	(S)	(S)	(S)	E	E			
Motels, tourist courts	73	27 589	3 809	21	27	234	3	(D)	(D)	E	C			
Motor hotels	24	63 494	3 538	21			3			B	B			
<b>Bridgeport, Conn.</b>	20	16 393	1 243	5	(D)	(D)	15	6 951	661	A	B			
Hotels, 25 guestrooms or more	4	(D)	(D)	(D)	(D)	(D)	(D)	(D)	(D)	A	A			
Hotels, less than 25 guestrooms	1	(D)	(D)	(D)	(D)	(D)	(D)	(D)	(D)	E	E			
Motels, tourist courts	15	9 654	726	4	8 202	726	11	(D)	(D)	(X)	(X)			
Motor hotels	-	-	-	-	-	-	-	-	-	(X)	(X)			
<b>Buffalo, N.Y.</b>	109	75 895	6 853	16	39 377	2 421	93	36 161	4 432	B	B			
Hotels, 25 guestrooms or more	22	54 286	3 744	12	37 458	2 221	10	16 828	1 523	C	B			
Hotels, less than 25 guestrooms	10	668	133	-	-	-	10	668	133	B	A			
Motels, tourist courts	72	17 725	2 617	4	1 919	200	68	15 449	2 417	A	A			
Motor hotels	5	3 216	359	(S)	(S)	(S)	(S)	(S)	(S)	E	E			
<b>Charleston-North Charleston, S.C.</b>	59	70 342	5 507	17	22 759	1 991	42	43 820	3 516	A	A			
Hotels, 25 guestrooms or more	13	42 564	1 945	7	(D)	(D)	6	28 245	1 104	A	A			
Hotels, less than 25 guestrooms	5	667	81	-	-	-	5	667	81	A	A			
Motels, tourist courts	35	23 413	2 925	5	8 623	(D)	30	(D)	(D)	B	B			
Motor hotels	6	3 698	556	5			1			A	A			

See footnotes at end of table.

Table 4. Membership in Franchise or Co-Ownership Group Carrying Common Name for the United States and Selected Standard Metropolitan Statistical Areas: 1982—Con.

[Includes only establishments with payroll. For meaning of abbreviations and symbols, see introductory text. For explanation of terms and comparability of 1977 and 1982 censuses, see appendix A.]

Geographic area and kind of business or operation	Establishments in business at end of year										
	Member <sup>1</sup>					Nonmember <sup>1</sup>					Guestrooms of establishments responding to inquiry as percent of total guestrooms
	Number	Receipts from customers (\$1,000)	Guestrooms as of December 31 (number)	Number	Receipts from customers (\$1,000)	Guestrooms as of December 31 (number)	Number	Receipts from customers (\$1,000)	Guestrooms as of December 31 (number)	Receipts from customers (\$1,000)	
<b>Charlotte-Gastonia, N.C.</b> .....	68	70 113	6 802	24	46 978	3 816	44	23 135	2 886	A	B
Hotels, 25 guestrooms or more.....	15	33 331	2 160	11	20 968	1 470	4	12 363	690	A	A
Hotels, less than 25 guestrooms.....	4	251	65	(S)	(S)	(D)	(S)	(S)	65	E	D
Motels, tourist courts.....	44	(D)	4 040	9	22 664	(D)	35	(D)	(D)	B	B
Motor hotels.....	5	(D)	537	4	3 346	(D)	1	(D)	(D)	B	B
<b>Chattanooga, Tenn.-Ga.</b> .....	60	41 246	4 254	30	36 760	(S)	30	4 486	(S)	D	E
Hotels, 25 guestrooms or more.....	10	(D)	1 340	9	13 496	(D)	1	(D)	(D)	D	C
Hotels, less than 25 guestrooms.....	5	(D)	61	(S)	(S)	(S)	(S)	(S)	(S)	E	E
Motels, tourist courts.....	42	(D)	(D)	(D)	(D)	(D)	(D)	(D)	(D)	E	C
Motor hotels.....	3	(D)	(D)	(D)	(D)	(D)	(D)	(D)	(D)	A	C
<b>Cincinnati, Ohio-Ky.-Ind.</b> .....	120	166 741	13 616	43	106 933	7 702	77	59 808	5 914	B	B
Hotels, 25 guestrooms or more.....	40	(D)	7 503	19	(D)	4 968	21	27 073	2 534	A	E
Hotels, less than 25 guestrooms.....	3	206	37	(S)	(S)	(D)	(S)	(S)	(S)	E	C
Motels, tourist courts.....	69	8 458	5 317	22	17 487	(D)	47	(D)	(D)	C	C
Motor hotels.....	8	8 458	759	(S)	(S)	(S)	(S)	(S)	(S)	E	E
<b>Cleveland, Ohio</b> .....	128	133 123	11 654	26	71 302	4 588	102	61 821	7 056	A	B
Hotels, 25 guestrooms or more.....	27	(D)	6 347	11	52 607	3 257	16	(D)	3 090	A	A
Hotels, less than 25 guestrooms.....	15	(D)	210	15	(D)	(D)	15	(D)	210	C	C
Motels, tourist courts.....	77	32 395	4 457	12	(D)	(D)	65	(D)	(D)	C	C
Motor hotels.....	9	8 225	640	3	(D)	(D)	6	(D)	(D)	B	B
<b>Colorado Springs, Colo.</b> .....	86	72 331	4 725	16	17 848	1 588	70	54 483	3 137	A	C
Hotels, 25 guestrooms or more.....	11	(D)	(D)	(D)	(D)	(D)	(D)	(D)	(D)	A	A
Hotels, less than 25 guestrooms.....	3	(D)	(D)	(D)	(D)	(D)	(D)	(D)	(D)	A	D
Motels, tourist courts.....	66	(D)	789	6	11 344	789	(S)	(S)	(D)	E	B
Motor hotels.....	6	11 344	(D)	(D)	(D)	(D)	(D)	(D)	(D)	A	B
<b>Columbia, S.C.</b> .....	48	32 224	3 680	18	17 974	1 586	30	14 250	2 074	C	C
Hotels, 25 guestrooms or more.....	9	(D)	(D)	(D)	(D)	(D)	(D)	(D)	(D)	C	C
Hotels, less than 25 guestrooms.....	2	(D)	(D)	(S)	5 668	664	(S)	(S)	(S)	A	A
Motels, tourist courts.....	32	11 704	853	22	(D)	664	22	6 015	1 201	E	E
Motor hotels.....	5	7 673	624	(S)	(S)	(S)	(S)	(S)	(S)	E	E
<b>Columbus, Ohio</b> .....	87	97 465	9 214	34	61 750	5 146	53	35 715	4 068	C	C
Hotels, 25 guestrooms or more.....	24	(D)	(D)	(D)	(D)	(D)	(D)	(D)	(D)	C	C
Hotels, less than 25 guestrooms.....	2	(D)	(D)	(D)	(D)	(D)	(D)	(D)	(D)	C	C
Motels, tourist courts.....	54	24 294	3 878	12	7 165	1 106	42	17 129	2 680	B	D
Motor hotels.....	7	(D)	936	7	(D)	(D)	(D)	(D)	(D)	A	A
<b>Corpus Christi, Tex.</b> .....	74	34 555	4 127	8	18 770	1 219	66	15 785	2 908	B	D
Hotels, 25 guestrooms or more.....	7	(D)	948	3	(D)	(D)	4	1 088	(D)	A	A
Hotels, less than 25 guestrooms.....	10	(D)	139	(S)	(S)	(S)	(S)	(S)	(S)	E	E
Motels, tourist courts.....	48	9 200	2 230	2	(S)	(S)	7	(D)	(D)	E	D
Motor hotels.....	9	8 459	810	(D)	(D)	(D)	(D)	(D)	(D)	C	D
<b>Dallas-Fort Worth, Tex.</b> .....	301	(D)	(D)	(D)	(D)	(D)	(D)	(D)	(D)	D	D
Hotels, 25 guestrooms or more.....	96	456 105	23 285	51	(D)	11 660	45	275 005	11 625	D	D
Hotels, less than 25 guestrooms.....	9	(D)	118	(S)	(S)	(S)	(S)	(S)	(S)	E	C
Motels, tourist courts.....	164	91 694	13 871	36	26 250	3 709	128	65 644	10 162	D	B
Motor hotels.....	32	(D)	(D)	(D)	(D)	(D)	(D)	(D)	(D)	D	B
<b>Davenport-Rock Island-Moline, Iowa-Ill.</b> .....	48	26 958	3 846	12	8 418	1 151	36	18 540	2 695	B	B
Hotels, 25 guestrooms or more.....	15	11 990	1 642	2	(D)	(D)	13	(D)	(D)	B	B
Hotels, less than 25 guestrooms.....	3	311	60	(S)	(S)	(S)	(S)	(S)	(S)	E	E
Motels, tourist courts.....	26	10 932	1 731	17	5 096	728	3	5 836	1 003	A	B
Motor hotels.....	4	3 725	413	1	(D)	(D)	3	(D)	(D)	D	C

See footnotes at end of table.



**Table 4. Membership in Franchise or Co-Ownership Group Carrying Common Name for the United States and Selected Standard Metropolitan Statistical Areas: 1982—Con.**

[Includes only establishments with payroll. For meaning of abbreviations and symbols, see introductory text. For explanation of terms and comparability of 1977 and 1982 censuses, see appendix A.]

Geographic area and kind of business or operation	Establishments in business at end of year										Receipts of establishments responding to membership inquiry as percent of total receipts	Guestrooms of establishments responding to membership inquiry as percent of total guestrooms
	Member <sup>1</sup>					Nonmember <sup>1</sup>						
	Number	Receipts from customers (\$1,000)	Guestrooms as of December 31 (number)	Number	Receipts from customers (\$1,000)	Guestrooms as of December 31 (number)	Number	Receipts from customers (\$1,000)	Guestrooms as of December 31 (number)	Number		
<b>Dayton, Ohio</b> .....	(D) 54	(D) 32 742	(D) 2 813	(D) 5	(D) 11 425	(D) 951	(D) 12	(D) 1 862	(D) 1 862	(D) 1 862	(D) 1 862	C
Hotels, 25 guestrooms or more.....	17	(D)	(D)	5	(D)	(D)	12	(D)	(D)	(D)	(D)	C
Hotels, less than 25 guestrooms.....	31	(D) 14 736	(D) 2 170	(D) 16	(D) 10 567	(D) 1 443	(D) 15	(D) 727	(D) 727	(D) 727	(D) 727	(X) D
Motels, tourist courts.....	6	(D)	(D)	(D)	(D)	(D)	(D)	(D)	(D)	(D)	(D)	A
<b>Daytona Beach, Fla.</b> .....	217	(D) 128 535	(D) 14 046	38	(D) 35 687	(D) 3 324	179	(D) 90 976	(D) 10 722	(D) 10 722	(D) 10 722	C
Hotels, 25 guestrooms or more.....	35	(D) 52 209	(D) 4 085	5	(D) 16 992	(D) 1 086	30	(D) 2 999	(D) 2 999	(D) 2 999	(D) 2 999	B
Hotels, less than 25 guestrooms.....	14	(D) 1 545	(D) 215	(S) 29	(S) 15 722	(S) 1 969	131	(S) 51 616	(S) 7 005	(S) 7 005	(S) 7 005	A
Motels, tourist courts.....	160	(D) 68 877	(D) 8 974	29	(D) 5 904	(D) 772	4	(D) 2 931	(D) 503	(D) 503	(D) 503	C
Motor hotels.....	8	(D) 5 904	(D) 772	4	(D) 2 931	(D) 269	4	(D) 2 931	(D) 503	(D) 503	(D) 503	B
<b>Denver-Boulder, Colo.</b> .....	217	(D) 301 974	(D) 21 039	75	(D) 138 334	(D) 10 211	142	(D) 146 750	(D) 10 828	(D) 10 828	(D) 10 828	C
Hotels, 25 guestrooms or more.....	57	(D) 213 827	(D) 11 026	29	(D) 90 899	(D) 5 553	28	(D) 108 540	(D) 5 473	(D) 5 473	(D) 5 473	C
Hotels, less than 25 guestrooms.....	17	(D) 1 588	(D) 17 279	(S) 26	(S) 34 380	(S) 2 931	94	(S) 4 170	(S) 4 170	(S) 4 170	(S) 4 170	D
Motels, tourist courts.....	120	(D) 61 789	(D) 7 101	26	(D) 2 633	(D) 2 633	(S) 4	(D) 2 633	(D) 2 633	(D) 2 633	(D) 2 633	E
Motor hotels.....	23	(D) 24 790	(D) 2 633	4	(D) 2 633	(D) 2 633	(S) 4	(D) 2 633	(D) 2 633	(D) 2 633	(D) 2 633	E
<b>Des Moines, Iowa</b> .....	56	(D) 54 131	(D) 53 699	19	(D) 28 546	(D) 2 927	37	(D) 25 153	(D) 2 540	(D) 2 540	(D) 2 540	C
Hotels, 25 guestrooms or more.....	14	(D) 33 308	(D) 2 894	9	(D) 16 570	(D) 1 775	5	(D) 16 738	(D) 1 119	(D) 1 119	(D) 1 119	B
Hotels, less than 25 guestrooms.....	3	(D) 154	(D) 154	(S) 4	(S) 1 915	(S) 538	(S) 4	(S) 1 376	(S) 1 376	(S) 1 376	(S) 1 376	E
Motels, tourist courts.....	35	(D) 11 586	(D) 1 915	4	(D) 9 083	(D) 613	4	(D) 9 083	(D) 613	(D) 613	(D) 613	D
Motor hotels.....	4	(D) 9 083	(D) 613	4	(D) 9 083	(D) 613	4	(D) 9 083	(D) 613	(D) 613	(D) 613	C
<b>Detroit, Mich.</b> .....	250	(D) 228 031	(D) 18 404	36	(D) 143 129	(D) 8 123	214	(D) 81 064	(D) 10 281	(D) 10 281	(D) 10 281	C
Hotels, 25 guestrooms or more.....	48	(D) 159 972	(D) 9 341	19	(D) 115 854	(D) 5 705	29	(D) 42 648	(D) 3 636	(D) 3 636	(D) 3 636	C
Hotels, less than 25 guestrooms.....	32	(D) 3 304	(D) 3 034	(S) 3	(S) 45 726	(S) 7 065	(S) 3	(S) 436	(S) 436	(S) 436	(S) 436	C
Motels, tourist courts.....	155	(D) 47 824	(D) 7 065	3	(D) 16 931	(D) 1 562	12	(D) 11 404	(D) 1 940	(D) 1 940	(D) 1 940	E
Motor hotels.....	15	(D) 16 931	(D) 1 562	3	(D) 16 931	(D) 1 562	12	(D) 11 404	(D) 1 940	(D) 1 940	(D) 1 940	C
<b>El Paso, Tex.</b> .....	61	(D) 39 738	(D) 4 720	28	(D) 27 145	(D) 2 780	33	(D) 11 404	(D) 1 940	(D) 1 940	(D) 1 940	C
Hotels, 25 guestrooms or more.....	7	(D) 11 127	(D) 1 209	(S) 4	(S) 309	(D) 1 209	(S) 4	(S) 309	(D) 69	(D) 69	(D) 69	C
Hotels, less than 25 guestrooms.....	4	(D) 309	(D) 69	(S) 4	(S) 15 804	(D) 1 209	4	(S) 3 381	(D) 674	(D) 674	(D) 674	A
Motels, tourist courts.....	40	(D) 16 683	(D) 1 209	19	(D) 12 423	(D) 1 505	21	(D) 3 381	(D) 674	(D) 674	(D) 674	D
Motor hotels.....	10	(D) 11 609	(D) 1 263	6	(D) 12 423	(D) 1 505	21	(D) 3 381	(D) 674	(D) 674	(D) 674	C
<b>Elle, Pa.</b> .....	45	(D) 21 728	(D) 2 126	15	(D) 13 587	(D) 1 135	30	(D) 991	(D) 991	(D) 991	(D) 991	C
Hotels, 25 guestrooms or more.....	7	(D) 7 211	(D) 537	4	(D) 7 211	(D) 537	3	(D) 292	(D) 292	(D) 292	(D) 292	C
Hotels, less than 25 guestrooms.....	7	(D) 283	(D) 100	(S) 7	(S) 12 423	(D) 1 505	7	(S) 3 381	(D) 674	(D) 674	(D) 674	A
Motels, tourist courts.....	27	(D) 16 683	(D) 1 263	6	(D) 12 423	(D) 1 505	21	(D) 3 381	(D) 674	(D) 674	(D) 674	E
Motor hotels.....	4	(D) 11 609	(D) 1 263	6	(D) 12 423	(D) 1 505	21	(D) 3 381	(D) 674	(D) 674	(D) 674	B
<b>Eugene-Springfield, Oreg.</b> .....	49	(D) 22 925	(D) 2 704	6	(D) 5 293	(D) 664	43	(D) 17 002	(D) 2 040	(D) 2 040	(D) 2 040	B
Hotels, 25 guestrooms or more.....	5	(D) 6 683	(D) 736	1	(D) 6 683	(D) 736	4	(D) 17 002	(D) 2 040	(D) 2 040	(D) 2 040	B
Hotels, less than 25 guestrooms.....	32	(D) 10 699	(D) 1 699	1	(D) 10 699	(D) 736	4	(D) 17 002	(D) 2 040	(D) 2 040	(D) 2 040	B
Motels, tourist courts.....	5	(D) 10 699	(D) 736	1	(D) 10 699	(D) 736	4	(D) 17 002	(D) 2 040	(D) 2 040	(D) 2 040	B
Motor hotels.....	70	(D) 16 335	(D) 2 667	12	(D) 7 921	(D) 792	58	(D) 8 298	(D) 1 875	(D) 1 875	(D) 1 875	A
<b>Fort Collins, Colo.</b> .....	6	(D) 1 750	(D) 402	1	(D) 1 750	(D) 402	5	(D) 1 875	(D) 1 875	(D) 1 875	(D) 1 875	A
Hotels, 25 guestrooms or more.....	12	(D) 1 355	(D) 211	3	(D) 1 355	(D) 211	9	(D) 1 875	(D) 1 875	(D) 1 875	(D) 1 875	A
Hotels, less than 25 guestrooms.....	48	(D) 10 699	(D) 1 699	1	(D) 10 699	(D) 736	4	(D) 17 002	(D) 2 040	(D) 2 040	(D) 2 040	B
Motels, tourist courts.....	4	(D) 10 699	(D) 736	1	(D) 10 699	(D) 736	4	(D) 17 002	(D) 2 040	(D) 2 040	(D) 2 040	B
Motor hotels.....	299	(D) 250 434	(D) 18 772	40	(D) 96 481	(D) 6 090	259	(D) 147 536	(D) 12 682	(D) 12 682	(D) 12 682	C
<b>Fort Lauderdale-Hollywood, Fla.</b> .....	66	(D) 162 864	(D) 8 935	20	(D) 74 689	(D) 3 778	46	(D) 5 157	(D) 325	(D) 325	(D) 325	B
Hotels, 25 guestrooms or more.....	22	(D) 55 003	(D) 7 738	11	(D) 55 003	(D) 7 738	22	(D) 5 157	(D) 325	(D) 325	(D) 325	A
Hotels, less than 25 guestrooms.....	190	(D) 55 003	(D) 7 738	11	(D) 55 003	(D) 7 738	22	(D) 5 157	(D) 325	(D) 325	(D) 325	A
Motels, tourist courts.....	21	(D) 30 705	(D) 1 734	11	(D) 30 705	(D) 1 734	21	(D) 5 157	(D) 325	(D) 325	(D) 325	E
Motor hotels.....	21	(D) 30 705	(D) 1 734	11	(D) 30 705	(D) 1 734	21	(D) 5 157	(D) 325	(D) 325	(D) 325	D

See footnotes at end of table.

**Table 4. Membership in Franchise or Co-Ownership Group Carrying Common Name for the United States and Selected Standard Metropolitan Statistical Areas: 1982—Con.**

[Includes only establishments with payroll. For meaning of abbreviations and symbols, see introductory text. For explanation of terms and comparability of 1977 and 1982 censuses, see appendix A.]

Geographic area and kind of business or operation	Establishments in business at end of year										Receipts of establishments responding to inquiry as percent of total receipts	Guestrooms of establishments responding to inquiry as percent of total guestrooms	
	Member <sup>1</sup>					Nonmember <sup>1</sup>							
	Number	Receipts from customers (\$1,000)	Guestrooms December 31 (number)	Number	Receipts from customers (\$1,000)	Guestrooms December 31 (number)	Number	Receipts from customers (\$1,000)	Guestrooms December 31 (number)	Number			
<b>Fort Myers-Cape Coral, Fla.</b>													
Hotels, 25 guestrooms or more	77	62 808	4 411	8	11 502	779	69	51 306	3 632	A	A		
Hotels, less than 25 guestrooms	18	44 395	1 951	3	(D)	(D)	15	(D)	(D)	A	A		
Motels, tourist courts	8	388	89	—	—	—	8	—	8	C	C		
Motor hotels	48	15 615	2 040	4	1 750	165	44	13 865	1 875	A	A		
	3	(D)	331	1	(D)	(D)	2	(D)	(D)	A	A		
<b>Fresno, Calif.</b>													
Hotels, 25 guestrooms or more	67	32 702	4 489	(S)	(S)	1 076	(S)	(S)	3 413	E	C		
Hotels, less than 25 guestrooms	16	19 193	1 610	(S)	(S)	(S)	(S)	(S)	(S)	E	E		
Motels, tourist courts	44	(D)	59	(D)	(D)	(D)	(D)	(D)	(D)	E	E		
Motor hotels	3	(D)	(D)	(D)	(D)	(D)	(D)	(D)	(D)	C	B		
<b>Grand Rapids, Mich.</b>													
Hotels, 25 guestrooms or more	51	45 431	3 740	21	24 854	2 110	30	20 577	1 630	B	B		
Hotels, less than 25 guestrooms	10	29 478	1 553	4	12 834	685	6	16 644	868	B	B		
Motels, tourist courts	6	438	81	—	—	—	6	438	81	A	A		
Motor hotels	35	15 515	2 106	17	12 020	1 425	18	3 495	681	C	C		
	—	—	—	—	—	—	—	—	—	(X)	(X)		
<b>Greensboro-Winston-Salem-High Point, N.C.</b>													
Hotels, 25 guestrooms or more	71	51 600	5 868	22	36 463	3 075	49	15 137	2 793	D	C		
Hotels, less than 25 guestrooms	13	(D)	1 555	(S)	(S)	1 377	(S)	(S)	(D)	E	D		
Motels, tourist courts	4	45	45	—	—	680	—	—	2 570	E	E		
Motor hotels	46	22 325	3 250	8	10 176	1 018	—	—	2 570	E	A		
	8	10 176	1 018	—	—	—	—	—	—	A	A		
<b>Greenville-Spartanburg, S.C.</b>													
Hotels, 25 guestrooms or more	65	46 281	5 386	28	33 960	3 115	37	12 321	2 271	D	D		
Hotels, less than 25 guestrooms	12	25 818	2 039	11	(D)	(D)	1	(D)	(D)	C	C		
Motels, tourist courts	3	(D)	48	—	(D)	(D)	3	(D)	(D)	A	A		
Motor hotels	41	(D)	2 590	(S)	(S)	620	(S)	(S)	1 970	E	D		
	9	5 740	709	—	—	(S)	—	—	(S)	E	E		
<b>Harrisburg, Pa.</b>													
Hotels, 25 guestrooms or more	55	73 048	4 773	14	31 542	2 148	41	41 506	2 625	B	C		
Hotels, less than 25 guestrooms	14	39 098	1 924	5	12 658	794	9	26 440	1 130	A	B		
Motels, tourist courts	29	14 048	1 533	3	(D)	(D)	26	(D)	(D)	E	E		
Motor hotels	7	19 653	1 262	6	(D)	(D)	1	(D)	(D)	B	B		
<b>Hartford, Conn.</b>													
Hotels, 25 guestrooms or more	58	69 365	5 130	16	38 309	2 336	42	31 056	2 794	D	C		
Hotels, less than 25 guestrooms	22	(D)	3 489	6	33 112	1 716	16	(D)	1 773	C	A		
Motels, tourist courts	31	152	34	(S)	(S)	(S)	(S)	(S)	(S)	E	E		
Motor hotels	2	(D)	(D)	(D)	(D)	(D)	(D)	(D)	(D)	D	D		
<b>Honolulu, Hawaii</b>													
Hotels, 25 guestrooms or more	115	(D)	(D)	(D)	(D)	(D)	(D)	(D)	(D)	C	C		
Hotels, less than 25 guestrooms	95	(D)	31 449	21	(D)	(D)	74	381 184	22 187	C	E		
Motels, tourist courts	9	561	127	(S)	(S)	(S)	(S)	(S)	(S)	E	E		
Motor hotels	2	4 328	578	(D)	(D)	(D)	(D)	(D)	(D)	E	B		
<b>Houston, Tex.</b>													
Hotels, 25 guestrooms or more	284	499 088	33 021	103	264 789	18 135	181	234 299	14 886	D	C		
Hotels, less than 25 guestrooms	82	(D)	19 487	59	209 171	12 829	23	(D)	6 658	D	C		
Motels, tourist courts	150	(D)	259	(S)	(S)	(S)	(S)	(S)	(S)	E	E		
Motor hotels	35	54 668	8 283	20	(D)	(D)	15	21 491	2 209	B	B		
<b>Indianapolis, Ind.</b>													
Hotels, 25 guestrooms or more	104	122 720	11 227	56	95 317	8 090	48	27 403	3 137	C	C		
Hotels, less than 25 guestrooms	22	57 032	3 793	16	48 527	3 055	6	8 505	738	C	A		
Motels, tourist courts	61	30 803	4 938	31	(D)	(D)	30	(D)	167	A	C		
Motor hotels	12	33 742	2 329	9	(D)	(D)	3	(D)	(D)	C	B		

See footnotes at end of table.



**Table 4. Membership in Franchise or Co-Ownership Group Carrying Common Name for the United States and Selected Standard Metropolitan Statistical Areas: 1982—Con.**

(Includes only establishments with payroll. For meaning of abbreviations and symbols, see introductory text. For explanation of terms and comparability of 1977 and 1982 censuses, see appendix A.)

Geographic area and kind of business or operation	Establishments in business at end of year										Receipts of establishments responding to inquiry as percent of total receipts	Guestrooms of establishments responding to inquiry as percent of total guestrooms
	Member <sup>1</sup>					Nonmember <sup>1</sup>						
	Number	Receipts from customers (\$1,000)	Guestrooms as of December 31 (number)	Number	Receipts from customers (\$1,000)	Guestrooms as of December 31 (number)	Number	Receipts from customers (\$1,000)	Guestrooms as of December 31 (number)	Number		
<b>Jacksonville, Fla.</b> -----	146	121 194	11 366	63	58 961	6 269	83	62 233	5 097	C		
Hotels, 25 guestrooms or more	28	(D)	4 284	13	(D)	2 081	15	43 684	2 203	D		
Hotels, less than 25 guestrooms	8	96	96	(S)	(S)	(S)	(S)	(S)	(S)	E		
Motels, tourist courts	98	37 558	5 241	40	(D)	(D)	58	(D)	(D)	C		
Motor hotels	12	16 772	1 745	10	(D)	(D)	2	(D)	(D)	C		
<b>Johnson City-Kingsport-Bristol, Tenn.-Va.</b> -----	51	(D)	2 820	18	14 005	1 398	33	(D)	1 422	B		
Hotels, 25 guestrooms or more	4	(D)	218	2	(S)	(S)	2	(D)	(D)	D		
Hotels, less than 25 guestrooms	3	(D)	45	(S)	(S)	(S)	(S)	(S)	(S)	E		
Motels, tourist courts	37	19 838	2 281	14	12 684	1 233	23	7 154	1 048	B		
Motor hotels	7	1 458	276	2	(D)	(D)	5	(D)	(D)	C		
<b>Kansas City, Mo.-Kans.</b> -----	112	163 149	12 691	50	92 558	6 955	62	70 591	5 736	C		
Hotels, 25 guestrooms or more	36	126 847	7 437	16	72 376	4 133	20	54 471	3 304	C		
Hotels, less than 25 guestrooms	6	750	87	(S)	(S)	(S)	(S)	(S)	(S)	E		
Motels, tourist courts	64	29 682	4 433	29	(D)	(D)	35	(S)	(S)	E		
Motor hotels	6	5 870	734	5	(D)	(D)	1	(D)	(D)	A		
<b>Knoxville, Tenn.</b> -----	92	91 832	7 243	26	50 372	3 237	66	41 460	4 006	D		
Hotels, 25 guestrooms or more	16	(D)	(D)	(S)	(D)	(D)	(D)	(D)	(D)	E		
Hotels, less than 25 guestrooms	4	(D)	(D)	(S)	(D)	(D)	(S)	(S)	(S)	B		
Motels, tourist courts	66	37 215	4 003	(S)	(S)	(S)	(S)	1 792	(D)	E		
Motor hotels	6	(D)	509	2	(D)	(D)	4	(D)	(D)	C		
<b>Lakeland-Winter Haven, Fla.</b> -----	79	(D)	5 567	(S)	(S)	(S)	(S)	(S)	2 677	D		
Hotels, 25 guestrooms or more	9	17 747	1 588	(S)	(S)	(S)	(S)	(S)	(S)	E		
Hotels, less than 25 guestrooms	5	307	101	(D)	(D)	(D)	5	307	101	A		
Motels, tourist courts	60	21 484	3 406	14	10 964	1 391	46	(D)	2 015	D		
Motor hotels	5	5 903	472	(S)	(S)	(S)	(S)	(S)	(S)	E		
<b>Lancaster, Pa.</b> -----	65	(D)	4 263	18	34 105	2 218	47	(D)	2 045	C		
Hotels, 25 guestrooms or more	10	26 764	1 506	3	(D)	(D)	7	(D)	(D)	A		
Hotels, less than 25 guestrooms	6	561	103	(D)	(D)	(D)	6	561	103	D		
Motels, tourist courts	41	15 512	1 859	12	8 007	975	29	(D)	884	C		
Motor hotels	8	10 335	795	(D)	(D)	(D)	5	(D)	(D)	C		
<b>Las Vegas, Nev.</b> -----	222	2 312 207	53 752	39	284 479	7 526	183	2 027 728	46 226	C		
Hotels, 25 guestrooms or more	91	(D)	46 296	16	(D)	(D)	75	1 995 076	40 126	C		
Hotels, less than 25 guestrooms	8	(D)	123	(D)	(D)	(D)	(D)	397	(D)	A		
Motels, tourist courts	115	(D)	6 219	(D)	(D)	(D)	8	6 422	1 114	C		
Motor hotels	8	6 422	1 114	-	-	-	-	-	-	B		
<b>Little Rock-North Little Rock, Ark.</b> -----	55	38 602	4 536	25	26 085	2 687	30	12 517	1 849	C		
Hotels, 25 guestrooms or more	14	(D)	(D)	(D)	(D)	(D)	(D)	(D)	(D)	A		
Hotels, less than 25 guestrooms	2	(D)	(D)	(S)	(S)	(S)	(S)	(S)	(S)	E		
Motels, tourist courts	32	12 470	1 893	5	(D)	(D)	1	(D)	(D)	E		
Motor hotels	6	6 300	595	3	(D)	(D)	1	(D)	(D)	B		
<b>Long Branch-Asbury Park, N.J.</b> -----	90	26 744	4 119	3	(D)	(D)	87	(D)	(D)	C		
Hotels, 25 guestrooms or more	31	(D)	2 140	(S)	(D)	(D)	28	10 232	(D)	B		
Hotels, less than 25 guestrooms	8	(D)	118	(S)	(S)	(S)	(S)	(S)	18	D		
Motels, tourist courts	47	(D)	1 724	(S)	(S)	(S)	(S)	(S)	(S)	E		
Motor hotels	4	514	137	(S)	(S)	(S)	(S)	(S)	(S)	E		
<b>Los Angeles-Long Beach, Calif.</b> -----	798	894 106	58 092	169	230 065	15 815	629	664 041	42 277	C		
Hotels, 25 guestrooms or more	217	738 029	34 901	45	173 931	8 456	172	564 098	26 445	C		
Hotels, less than 25 guestrooms	94	7 446	485	4	634	47	80	6 812	1 436	D		
Motels, tourist courts	441	(D)	18 061	(S)	(S)	(S)	(S)	(S)	(S)	E		
Motor hotels	46	42 522	3 645	11	20 413	2 071	35	(S)	1 574	B		

See footnotes at end of table.

**Table 4. Membership in Franchise or Co-Ownership Group Carrying Common Name for the United States and Selected Standard Metropolitan Statistical Areas: 1982—Con.**

[Includes only establishments with payroll. For meaning of abbreviations and symbols, see introductory text. For explanation of terms and comparability of 1977 and 1982 censuses, see appendix A.]

Geographic area and kind of business or operation	Establishments in business at end of year										Guestrooms of establishments responding to membership inquiry as percent of total guestrooms
	Member <sup>1</sup>					Nonmember <sup>1</sup>					
	Number	Receipts from customers (\$1,000)	Guestrooms as of December 31 (number)	Number	Receipts from customers (\$1,000)	Guestrooms as of December 31 (number)	Number	Receipts from customers (\$1,000)	Guestrooms as of December 31 (number)	Receipts from customers (\$1,000)	
<b>Louisville, Ky.-Ind.</b>	76	(D)	8 217	30	(D)	2 805	46	71 807	5 412	C	
Hotels, 25 guestrooms or more	25	(D)	5 353	10	(D)	1 456	15	61 442	3 897	C	
Hotels, less than 25 guestrooms	3	(D)	57	—	(D)	(D)	3	(D)	(D)	A	
Motels, tourist courts	40	17 880	2 349	(S)	(S)	(S)	(S)	(S)	(S)	E	
Motor hotels	8	2 620	458	(S)	(S)	(D)	(S)	338	(S)	E	
<b>Madison, Wis.</b>	51	37 935	4 044	13	16 347	1 749	38	21 412	2 295	B	
Hotels, 25 guestrooms or more	6	(D)	806	2	(D)	(D)	4	7 204	(D)	A	
Hotels, less than 25 guestrooms	3	(D)	44	—	(D)	(S)	3	(D)	(S)	D	
Motels, tourist courts	31	17 389	2 211	7	(D)	(D)	24	10 688	1 397	B	
Motor hotels	11	7 895	983	(S)	(S)	(S)	(S)	(S)	(S)	E	
<b>Melbourne-Titusville-Cocoa, Fla.</b>	59	41 407	4 766	20	27 062	2 607	39	13 511	2 159	B	
Hotels, 25 guestrooms or more	4	(D)	72	(D)	(D)	(D)	(D)	(D)	(D)	C	
Hotels, less than 25 guestrooms	4	(D)	72	(S)	(S)	(S)	(S)	(S)	(S)	E	
Motels, tourist courts	47	31 174	3 890	13	18 163	1 880	34	13 011	2 010	B	
Motor hotels	4	(D)	(D)	(D)	(D)	(D)	(D)	(D)	(D)	D	
<b>Memphis, Tenn.-Ark.-Miss.</b>	100	117 088	10 773	38	67 184	5 985	62	49 472	4 788	C	
Hotels, 25 guestrooms or more	33	74 088	5 398	21	41 582	3 725	12	32 506	1 673	D	
Hotels, less than 25 guestrooms	6	519	87	(S)	(S)	(S)	(S)	(S)	(S)	E	
Motels, tourist courts	56	38 056	4 789	1,4	22 959	1 935	42	15 097	2 854	B	
Motor hotels	5	3 993	499	3	(D)	(D)	2	(D)	(D)	C	
<b>Miami, Fla.</b>	438	501 934	48 437	42	111 119	6 066	396	378 512	32 371	D	
Hotels, 25 guestrooms or more	185	396 781	25 457	21	86 827	4 061	164	305 023	21 396	C	
Hotels, less than 25 guestrooms	40	3 509	557	—	(S)	(S)	40	3 509	557	C	
Motels, tourist courts	200	87 592	11 103	(S)	(S)	(S)	(S)	(S)	(S)	E	
Motor hotels	13	13 773	1 320	(D)	(D)	(D)	(D)	(D)	(D)	E	
<b>Milwaukee, Wis.</b>	90	94 198	8 037	23	46 496	3 239	67	46 742	4 798	C	
Hotels, 25 guestrooms or more	21	60 496	4 338	11	24 337	1 762	10	36 159	2 576	C	
Hotels, less than 25 guestrooms	6	447	64	—	(D)	(D)	6	347	64	C	
Motels, tourist courts	49	16 130	2 194	10	(D)	(S)	39	(D)	(D)	C	
Motor hotels	14	17 125	1 441	(S)	(S)	(S)	(S)	(S)	(S)	E	
<b>Minneapolis-St. Paul, Minn.-Wis.</b>	172	249 854	17 715	45	109 782	7 071	127	136 937	10 644	C	
Hotels, 25 guestrooms or more	54	188 807	10 986	24	87 921	4 783	30	100 395	6 203	C	
Hotels, less than 25 guestrooms	10	443	138	(S)	(S)	(S)	(S)	(S)	(S)	E	
Motels, tourist courts	90	36 439	4 607	(S)	(S)	(S)	13	14 382	1 195	D	
Motor hotels	18	24 165	1 984	5	9 692	789	5	(D)	(D)	D	
<b>Mobile, Ala.</b>	62	45 413	4 199	14	19 225	1 594	48	24 253	2 605	D	
Hotels, 25 guestrooms or more	10	20 057	1 068	2	(D)	(D)	8	(D)	(D)	A	
Hotels, less than 25 guestrooms	4	386	75	—	(S)	(S)	4	386	75	C	
Motels, tourist courts	39	19 555	2 258	(S)	(S)	(S)	(S)	(S)	(S)	E	
Motor hotels	9	5 415	798	4	2 902	378	5	2 513	420	C	
<b>Nashville-Davidson, Tenn.</b>	129	155 202	12 782	54	76 332	7 036	75	75 264	5 746	C	
Hotels, 25 guestrooms or more	25	92 921	5 123	13	46 737	3 196	12	(D)	1 927	B	
Hotels, less than 25 guestrooms	5	552	60	35	(D)	(D)	56	(S)	(S)	E	
Motels, tourist courts	91	52 558	6 528	6	(D)	(D)	2	(D)	(D)	A	
Motor hotels	8	9 171	1 071	—	(D)	(D)	—	(D)	(D)	A	
<b>Nassau-Suffolk, N.Y.</b>	192	112 211	9 072	7	12 559	625	185	88 269	8 447	B	
Hotels, 25 guestrooms or more	27	50 206	2 604	1	(D)	(D)	26	38 229	(D)	A	
Hotels, less than 25 guestrooms	10	1 200	152	(S)	(S)	(S)	142	(D)	(D)	E	
Motels, tourist courts	148	50 266	5 710	6	(D)	(D)	7	(D)	(D)	C	
Motor hotels	7	10 539	606	—	(D)	(D)	—	(D)	(D)	E	

See footnotes at end of table.



**Table 4. Membership in Franchise or Co-Ownership Group Carrying Common Name for the United States and Selected Standard Metropolitan Statistical Areas: 1982—Con.**

(Includes only establishments with payroll. For meaning of abbreviations and symbols, see introductory text. For explanation of terms and comparability of 1977 and 1982 censuses, see appendix A)

Geographic area and kind of business or operation	Establishments in business at end of year												Guestrooms of establishments responding to membership inquiry as percent of total guestrooms
	Member <sup>1</sup>				Nonmember <sup>1</sup>				Receipts of establishments responding to membership inquiry as percent of total receipts		Guestrooms of establishments responding to membership inquiry as percent of total guestrooms		
	Number	Receipts from customers (\$1,000)	Guestrooms December 31 (number)	Number	Receipts from customers (\$1,000)	Guestrooms December 31 (number)	Number	Receipts from customers (\$1,000)	Guestrooms December 31 (number)	Receipts from customers (\$1,000)	Guestrooms December 31 (number)	Receipts from customers (\$1,000)	
<b>New Haven-West Haven, Conn.</b>	30	16 851	2 761	4	2 995	1 416	26	13 856	1 345	A	B		
Hotels, 25 guestrooms or more	5	8 337	652	—	—	—	—	8 337	652	A	B		
Hotels, less than 25 guestrooms	24	(D)	(D)	(D)	(D)	(D)	(D)	(D)	(D)	(X)	(X)		
Motels, tourist courts	1	(D)	(D)	(S)	(S)	(S)	(S)	(S)	(S)	B	B		
Motor hotels	1	(D)	(D)	(S)	(S)	(S)	(S)	(S)	(S)	E	E		
<b>New Orleans, La.</b>	149	331 978	17 659	42	115 184	6 768	107	216 794	10 891	B	C		
Hotels, 25 guestrooms or more	51	(D)	(D)	22	(D)	4 410	29	191 207	7 585	B	B		
Hotels, less than 25 guestrooms	18	(D)	(D)	—	—	—	18	(D)	248	C	C		
Motels, tourist courts	64	26 357	3 403	(S)	(S)	(S)	(S)	(S)	(S)	E	E		
Motor hotels	16	26 479	2 013	6	10 721	805	10	15 758	1 208	E	C		
<b>New York, N.Y.-N.J.</b>	419	1 371 812	69 390	60	302 630	14 031	359	1 069 182	55 359	D	D		
Hotels, 25 guestrooms or more	196	1 250 348	56 378	39	275 967	11 948	157	974 381	44 430	D	D		
Hotels, less than 25 guestrooms	4 990	4 351	766	(S)	(S)	(S)	(S)	(S)	(S)	E	E		
Motels, tourist courts	148	(D)	8 630	(S)	(S)	(S)	(S)	(S)	(S)	E	E		
Motor hotels	49 699	(D)	3 616	(S)	(S)	(S)	(S)	(S)	(S)	E	E		
<b>Newark, N.J.</b>	115	138 771	10 889	28	56 946	(S)	87	81 825	(S)	D	E		
Hotels, 25 guestrooms or more	26	61 282	3 404	10	22 552	1 513	16	38 730	1 891	C	C		
Hotels, less than 25 guestrooms	5	(D)	68	(S)	(S)	(S)	(S)	(S)	(S)	E	E		
Motels, tourist courts	66	28 861	2 106	(S)	(S)	(S)	(S)	(S)	(S)	E	E		
Motor hotels	18	(D)	(D)	(S)	(S)	(S)	(S)	(S)	(S)	E	E		
<b>Newport News-Hampton, Va.</b>	98	99 815	8 697	29	39 616	3 754	69	60 199	4 943	A	A		
Hotels, 25 guestrooms or more	23	(D)	(D)	(D)	(D)	(D)	(D)	(D)	(D)	A	A		
Hotels, less than 25 guestrooms	2	(D)	(D)	(S)	(S)	(S)	(S)	(S)	(S)	E	E		
Motels, tourist courts	60	29 796	3 889	12	13 394	1 335	(S)	16 402	2 554	E	E		
Motor hotels	13	14 343	1 566	8	7 940	1 101	5	6 403	465	C	D		
<b>Norfolk-Virginia Beach-Portsmouth, Va.-N.C.</b>	166	97 020	11 126	43	47 467	3 946	123	49 553	7 180	B	B		
Hotels, 25 guestrooms or more	44	(D)	4 261	16	30 551	2 027	28	(D)	2 234	B	B		
Hotels, less than 25 guestrooms	5	250	46	(S)	(S)	(S)	(S)	(S)	(S)	E	E		
Motels, tourist courts	98	34 804	5 109	21	13 123	1 544	77	21 681	3 565	C	C		
Motor hotels	19	(D)	1 710	6	(D)	375	13	10 850	1 335	A	A		
<b>Northeast Pennsylvania</b>	118	(D)	9 230	15	(D)	2 002	103	116 528	7 228	C	C		
Hotels, 25 guestrooms or more	42	99 526	5 161	13	(D)	(D)	29	(D)	(D)	C	C		
Hotels, less than 25 guestrooms	14	2 592	267	(S)	(S)	(S)	(S)	(S)	(S)	E	E		
Motels, tourist courts	57	34 567	3 436	(S)	(S)	(S)	(S)	(S)	(S)	E	E		
Motor hotels	5	5 160	366	(S)	(S)	(S)	(S)	(S)	(S)	E	E		
<b>Oklahoma City, Okla.</b>	101	115 046	10 007	33	65 297	4 840	68	49 749	5 167	C	C		
Hotels, 25 guestrooms or more	20	39 424	2 534	9	(D)	(D)	11	(D)	(D)	A	B		
Hotels, less than 25 guestrooms	5	194	48	(S)	(S)	(S)	(S)	(S)	(S)	E	E		
Motels, tourist courts	67	(D)	5 991	17	9 363	2 462	50	22 271	3 529	C	D		
Motor hotels	9	(D)	1 434	7	(D)	(D)	2	(D)	(D)	C	D		
<b>Omaha, Nebr.-Iowa</b>	54	(D)	5 859	20	26 165	2 383	34	(D)	3 476	C	C		
Hotels, 25 guestrooms or more	16	(D)	(D)	(D)	(D)	(D)	(D)	(D)	(D)	D	E		
Hotels, less than 25 guestrooms	2	(D)	(D)	(S)	(S)	(S)	(S)	(S)	(S)	E	C		
Motels, tourist courts	32	(D)	(D)	(D)	(D)	(D)	(D)	(D)	(D)	C	C		
Motor hotels	4	(D)	(D)	(D)	(D)	(D)	(D)	(D)	(D)	A	A		
<b>Orlando, Fla.</b>	169	495 129	27 529	66	164 208	14 425	103	270 921	13 104	B	B		
Hotels, 25 guestrooms or more	47	(D)	13 910	28	(D)	8 335	19	209 874	5 575	B	B		
Hotels, less than 25 guestrooms	12	688	185	3	(D)	(D)	9	(D)	(D)	D	D		
Motels, tourist courts	96	90 954	10 392	22	31 408	3 216	74	59 546	7 176	C	C		
Motor hotels	14	36 924	3 042	13	34 551	(D)	1	(D)	(D)	A	A		

See footnotes at end of table.

Table 4. Membership in Franchise or Co-Ownership Group Carrying Common Name for the United States and Selected Standard Metropolitan Statistical Areas: 1982—Con.

(Includes only establishments with payroll. For meaning of abbreviations and symbols, see introductory text. For explanation of terms and comparability of 1977 and 1982 censuses, see appendix A.)

Geographic area and kind of business or operation	Establishments in business at end of year												Guestrooms of establishments responding to inquiry as percent of total guestrooms	
	Receipts from customers (\$1,000)			Guestrooms as of December 31 (number)			Member <sup>1</sup>			Nonmember <sup>1</sup>				Receipts of establishments responding to inquiry as percent of total receipts
	Number	Receipts from customers (\$1,000)	Guestrooms as of December 31 (number)	Number	Receipts from customers (\$1,000)	Guestrooms as of December 31 (number)	Number	Receipts from customers (\$1,000)	Guestrooms as of December 31 (number)	Number	Receipts from customers (\$1,000)	Guestrooms as of December 31 (number)		
Oxnard-Simi Valley-Ventura, Calif. ....	62	31 106	3 128	15	13 705	1 164	47	17 401	1 964	C	D			
Hotels, 25 guestrooms or more .....	8	(D)	927	4	8 392	643	4	(D)	284	B	D			
Hotels, less than 25 guestrooms .....	7	523	106	(S)	(S)	(S)	(S)	(S)	(S)	E	E			
Motels, tourist courts .....	43	2 772	1 819	9	(D)	(D)	34	6 889	(D)	D	D			
Motor hotels .....	4	(D)	276	2	(D)	(D)	2	(D)	(D)	D	D			
Panama City, Fla. ....	109	40 646	5 740	15	20 345	2 019	94	20 301	3 721	D	D			
Hotels, 25 guestrooms or more .....	18	17 151	2 028	(S)	(S)	(S)	(S)	(S)	788	E	C			
Hotels, less than 25 guestrooms .....	5	(D)	71	(S)	(S)	(D)	(D)	(D)	(D)	E	D			
Motels, tourist courts .....	63	(D)	(D)	(D)	(D)	(D)	(D)	(D)	(D)	C	D			
Motor hotels .....	3	(D)	(D)	(D)	(D)	(D)	(D)	(D)	(D)	E	B			
Philadelphia, Pa.-N.J. ....	261	364 084	24 474	68	175 969	9 602	193	188 115	14 872	C	D			
Hotels, 25 guestrooms or more .....	75	(D)	13 614	35	151 322	6 916	40	(D)	6 698	C	C			
Hotels, less than 25 guestrooms .....	16	(D)	238	(S)	(S)	(S)	16	(D)	238	A	D			
Motels, tourist courts .....	148	42 361	6 327	(S)	(S)	(S)	(S)	(S)	(S)	E	E			
Motor hotels .....	22	(D)	4 285	(S)	(S)	(S)	(S)	(S)	(S)	E	E			
Phoenix, Ariz. ....	219	311 508	21 924	75	127 233	9 699	144	184 275	12 225	D	D			
Hotels, 25 guestrooms or more .....	74	(D)	12 124	30	(D)	5 857	44	154 406	6 267	D	C			
Hotels, less than 25 guestrooms .....	10	(D)	164	(S)	(S)	(S)	(S)	(S)	(S)	E	E			
Motels, tourist courts .....	111	42 404	7 083	(S)	(S)	(S)	(S)	(S)	(S)	E	E			
Motor hotels .....	24	18 077	2 553	13	12 636	1 630	11	5 441	923	C	D			
Pittsburgh, Pa. ....	157	174 203	12 881	37	83 758	5 328	120	90 445	7 553	B	C			
Hotels, 25 guestrooms or more .....	35	(D)	6 832	11	59 407	2 895	24	(D)	3 937	B	E			
Hotels, less than 25 guestrooms .....	24	(D)	349	(S)	(S)	(S)	(S)	(S)	(S)	E	E			
Motels, tourist courts .....	84	34 414	4 480	17	15 494	67	67	18 920	515	B	D			
Motor hotels .....	14	15 916	1 220	9	8 857	705	5	7 059	(S)	E	C			
Portland, Maine ....	93	31 652	3 817	7	15 061	1 147	86	16 591	2 670	B	A			
Hotels, 25 guestrooms or more .....	13	(D)	1 346	4	9 114	(D)	9	(D)	(D)	B	B			
Hotels, less than 25 guestrooms .....	7	(D)	128	(S)	(S)	(S)	(S)	(S)	(S)	A	A			
Motels, tourist courts .....	68	7 091	1 603	(S)	(S)	(S)	68	7 091	1 603	B	A			
Motor hotels .....	5	6 346	740	(S)	(S)	(S)	(S)	(S)	(S)	E	E			
Portland, Oreg.-Wash. ....	156	140 404	12 490	34	53 707	3 879	122	86 697	8 611	C	D			
Hotels, 25 guestrooms or more .....	34	68 790	4 936	6	20 493	1 270	28	48 297	3 666	A	B			
Hotels, less than 25 guestrooms .....	9	775	138	(S)	(S)	(S)	(S)	(S)	(S)	E	E			
Motels, tourist courts .....	95	26 867	4 720	(S)	(S)	(S)	(S)	(S)	(S)	E	E			
Motor hotels .....	18	43 972	2 696	4	23 595	1 145	14	20 377	1 551	C	C			
Providence-Warwick-Pawtucket, R.I.-Mass. ....	51	41 456	3 160	8	20 499	1 236	43	20 957	1 924	A	A			
Hotels, 25 guestrooms or more .....	6	10 979	671	(S)	(S)	(S)	6	10 979	671	B	C			
Hotels, less than 25 guestrooms .....	3	(D)	34	(S)	(S)	(D)	(D)	(S)	(S)	E	A			
Motels, tourist courts .....	37	(D)	(D)	(D)	(D)	(D)	(D)	(D)	(D)	A	A			
Motor hotels .....	5	(D)	(D)	(D)	(D)	(D)	(D)	(D)	(D)	A	B			
Raleigh-Durham, N.C. ....	53	73 972	6 962	28	45 156	4 209	25	27 300	2 753	D	C			
Hotels, 25 guestrooms or more .....	12	26 693	2 148	9	(D)	(D)	3	(D)	(D)	D	C			
Hotels, less than 25 guestrooms .....	37	41 923	4 372	17	25 566	2 328	20	16 357	2 044	(X)	(X)			
Motels, tourist courts .....	4	3 842	442	2	(D)	(D)	2	(D)	(D)	D	A			
Motor hotels .....	170	608 555	18 479	(S)	(S)	(S)	(S)	(S)	(S)	E	E			
Reno, Nev. ....	44	(D)	12 969	3	(D)	(D)	41	566 335	(S)	D	E			
Hotels, 25 guestrooms or more .....	7	487	113	(S)	(S)	(S)	7	487	113	B	E			
Hotels, less than 25 guestrooms .....	114	34 493	5 057	(S)	(S)	(S)	(S)	(S)	(S)	E	E			
Motels, tourist courts .....	5	2 449	340	(S)	(S)	(S)	(S)	(S)	(S)	E	E			

See footnotes at end of table.



**Table 4. Membership in Franchise or Co-Ownership Group Carrying Common Name for the United States and Selected Standard Metropolitan Statistical Areas: 1982—Con.**

(Includes only establishments with payroll. For meaning of abbreviations and symbols, see introductory text. For explanation of terms and comparability of 1977 and 1982 censuses, see appendix A.)

Geographic area and kind of business or operation	Establishments in business at end of year												Guestrooms of establishments responding to membership inquiry as percent of total guestrooms	
	Receipts from customers (\$1,000)			Guestrooms as of December 31 (number)			Member <sup>1</sup>			Nonmember <sup>1</sup>				Receipts of establishments responding to membership inquiry as percent of total receipts
	Number	Receipts from customers (\$1,000)	Guestrooms as of December 31 (number)	Number	Receipts from customers (\$1,000)	Guestrooms as of December 31 (number)	Number	Receipts from customers (\$1,000)	Guestrooms as of December 31 (number)	Number	Receipts from customers (\$1,000)	Guestrooms as of December 31 (number)		
<b>Richmond, Va.</b> .....	70	72 847	7 170	21	45 428	3 623	49	27 419	3 547	C	B			
Hotels, 25 guestrooms or more.....	15	(D)	(D)	(D)	(D)	(D)	(D)	(D)	(D)	(D)	(D)			
Hotels, less than 25 guestrooms.....	1	(D)	(D)	(D)	(D)	(D)	(D)	(D)	(D)	(D)	(D)			
Motels, 25 guestrooms.....	46	28 606	3 575	7	6 179	902	39	22 427	2 673	D	E			
Motels, tourist courts.....	8	(D)	1 111	7	10 717	(D)	1	(D)	(D)	C	B			
Motor hotels.....	310	170 274	15 899	58	66 189	4 958	252	104 085	10 941	C	C			
<b>Riverside-San Bernardino-Ontario, Calif.</b> .....	75	(D)	7 102	18	49 511	2 988	57	(D)	4 114	B	A			
Hotels, 25 guestrooms or more.....	24	(D)	344	31	10 945	(S)	157	(S)	6 109	E	E			
Hotels, less than 25 guestrooms.....	188	43 351	7 557	9	5 733	1 448	14	32 406	(S)	C	C			
Motels, 25 guestrooms.....	23	(D)	896	9	(D)	(S)	(S)	(D)	(S)	C	E			
Motels, tourist courts.....	8 547	(D)	(D)	18	32 902	2 430	48	16 574	2 164	B	C			
Motor hotels.....	66	49 476	4 594	5	23 732	1 266	7	(D)	738	A	A			
<b>Rochester, N.Y.</b> .....	12	(D)	2 004	5	23 732	1 266	7	(D)	738	A	A			
Hotels, 25 guestrooms or more.....	8	543	119	8	119	(S)	8	543	(S)	B	A			
Hotels, less than 25 guestrooms.....	40	12 402	1 915	12	(D)	(D)	28	(D)	(D)	E	E			
Motels, 25 guestrooms.....	6	(D)	556	1	(D)	(D)	5	3 491	(D)	B	A			
Motels, tourist courts.....	6	(D)	(D)	22	24 687	2 367	104	57 630	6 806	D	D			
Motor hotels.....	126	82 317	9 173	24	30 907	2 568	(S)	(S)	(S)	E	E			
<b>Sacramento, Calif.</b> .....	24	(D)	2 568	(S)	(S)	(S)	10	516	204	E	A			
Hotels, 25 guestrooms or more.....	10	516	204	16	5 476	1 045	67	25 721	3 903	D	D			
Hotels, less than 25 guestrooms.....	83	31 197	4 948	3	(D)	(D)	6	17 101	(D)	C	A			
Motels, 25 guestrooms.....	9	(D)	1 453	(S)	(S)	(S)	(S)	(S)	(S)	A	A			
Motels, tourist courts.....	9	(D)	(D)	190	226 385	18 449	145	114 237	8 500	E	D			
Motor hotels.....	126	82 317	9 173	24	30 907	2 568	(S)	(S)	(S)	E	E			
<b>St. Louis, Mo.-Ill.</b> .....	47	157 955	10 137	6	(D)	(D)	28	82 260	(S)	D	D			
Hotels, 25 guestrooms or more.....	17	912	266	39	28 084	3 334	76	20 452	3 213	E	A			
Hotels, less than 25 guestrooms.....	115	48 536	6 547	5	10 693	(S)	3	(D)	(S)	E	E			
Motels, 25 guestrooms.....	11	15 126	1 499	34	75 307	5 211	71	47 576	5 148	C	C			
Motels, tourist courts.....	11	15 126	1 499	34	75 307	5 211	71	47 576	5 148	C	C			
Motor hotels.....	169	142 854	8 956	24	28 617	(S)	145	114 237	(S)	D	D			
<b>Salinas-Seaside-Monterey, Calif.</b> .....	34	(D)	2 763	6	(D)	(D)	28	82 260	(S)	D	D			
Hotels, 25 guestrooms or more.....	13	2 036	237	(S)	(S)	(S)	13	2 036	237	D	D			
Hotels, less than 25 guestrooms.....	114	32 423	5 086	5	10 693	(S)	3	(D)	(S)	E	E			
Motels, 25 guestrooms.....	8	(D)	870	105	122 883	10 359	34	75 307	5 211	C	C			
Motels, tourist courts.....	8	(D)	870	34	75 307	5 211	71	47 576	5 148	C	C			
Motor hotels.....	169	142 854	8 956	24	28 617	(S)	145	114 237	(S)	D	D			
<b>Salt Lake City-Ogden, Utah</b> .....	31	(D)	6 056	11	54 600	3 041	20	(D)	3 015	C	B			
Hotels, 25 guestrooms or more.....	4	(D)	78	11	54 600	3 041	20	(D)	3 015	C	B			
Hotels, less than 25 guestrooms.....	59	(D)	2 930	17	9 236	1 289	42	2 637	1 641	B	B			
Motels, 25 guestrooms.....	11	14 108	1 295	6	11 471	881	5	(D)	414	D	D			
Motels, tourist courts.....	11	14 108	1 295	6	11 471	881	5	(D)	414	D	D			
Motor hotels.....	127	166 607	12 881	40	71 251	6 249	87	95 356	6 632	D	C			
<b>San Antonio, Tex.</b> .....	42	131 002	7 670	20	58 552	4 225	22	72 450	3 445	D	D			
Hotels, 25 guestrooms or more.....	8	568	130	(D)	(D)	(D)	8	568	(S)	D	D			
Hotels, less than 25 guestrooms.....	65	(D)	(D)	(D)	(D)	(D)	(D)	(D)	(D)	C	C			
Motels, 25 guestrooms.....	12	(D)	(D)	80	114 574	7 529	252	276 799	16 776	C	C			
Motels, tourist courts.....	12	(D)	(D)	80	114 574	7 529	252	276 799	16 776	C	C			
Motor hotels.....	332	391 373	24 305	80	114 574	7 529	252	276 799	16 776	C	C			
<b>San Diego, Calif.</b> .....	66	(D)	11 987	15	(D)	(D)	51	219 764	8 385	C	B			
Hotels, 25 guestrooms or more.....	30	(D)	466	30	(D)	(D)	30	466	(D)	C	B			
Hotels, less than 25 guestrooms.....	213	65 307	9 929	56	(D)	(D)	157	7 225	7 225	D	D			
Motels, 25 guestrooms.....	23	(D)	1 923	9	15 535	1 223	14	(D)	700	C	C			
Motels, tourist courts.....	23	(D)	1 923	9	15 535	1 223	14	(D)	700	C	C			
Motor hotels.....	235	749 628	44 141	117	303 436	18 522	346	446 192	25 619	C	C			
<b>San Francisco-Oakland, Calif.</b> .....	463	749 628	44 141	117	303 436	18 522	346	446 192	25 619	C	C			
Hotels, 25 guestrooms or more.....	156	624 807	28 172	36	240 461	10 921	120	384 346	17 251	C	B			
Hotels, less than 25 guestrooms.....	40	4 959	630	(S)	(S)	(S)	40	4 959	630	C	C			
Motels, 25 guestrooms.....	233	88 045	12 623	(S)	(S)	(S)	(S)	(S)	(S)	E	E			
Motels, tourist courts.....	34	31 817	2 716	16	23 677	(S)	18	8 140	(S)	E	E			
Motor hotels.....	34	31 817	2 716	16	23 677	(S)	18	8 140	(S)	E	E			

See footnotes at end of table.

**Table 4. Membership in Franchise or Co-Ownership Group Carrying Common Name for the United States and Selected Standard Metropolitan Statistical Areas: 1982—Con.**

[Includes only establishments with payroll. For meaning of abbreviations and symbols, see introductory text. For explanation of terms and comparability of 1977 and 1982 censuses, see appendix A.]

Geographic area and kind of business or operation	Establishments in business at end of year										Receipts of establishments responding to membership inquiry as percent of total
	Member <sup>1</sup>					Nonmember <sup>1</sup>					
	Number	Receipts from customers (\$1,000)	Guestrooms as of December 31 (number)	Number	Receipts from customers (\$1,000)	Guestrooms as of December 31 (number)	Number	Receipts from customers (\$1,000)	Guestrooms as of December 31 (number)	Receipts of establishments responding to membership inquiry as percent of total	
<b>San Jose, Calif.</b>	136	144 437	10 365	28	61 784	3 429	108	82 653	6 936	D	
Hotels, 25 guestrooms or more	28	95 081	4 369	9	46 201	1 831	19	48 880	2 538	D	
Hotels, less than 25 guestrooms	6	524	89	1	(D)	(D)	5	363	(D)	A	
Motels, tourist courts	98	46 268	5 676	(S)	(S)	(S)	(S)	(S)	(S)	E	
Motor hotels	4	2 631	231	-	-	-	4	231	231	D	
<b>Santa Barbara-Santa Maria-Lompoc, Calif.</b>	100	67 679	5 496	12	12 555	917	88	55 124	4 579	B	
Hotels, 25 guestrooms or more	23	(D)	1 968	2	(D)	(D)	21	34 105	(D)	A	
Hotels, less than 25 guestrooms	9	1 442	135	-	(S)	(S)	9	1 442	135	A	
Motels, tourist courts	62	21 654	2 993	(S)	(S)	(S)	(S)	(S)	(S)	E	
Motor hotels	6	3 964	400	(S)	(S)	(S)	(S)	(S)	(S)	E	
<b>Santa Rosa, Calif.</b>	56	26 211	2 496	12	(D)	649	44	21 435	1 847	B	
Hotels, 25 guestrooms or more	7	8 529	647	1	(D)	(D)	6	(D)	(D)	A	
Hotels, less than 25 guestrooms	10	2 099	155	-	(D)	(D)	10	2 099	(S)	E	
Motels, tourist courts	37	(D)	(D)	(D)	(D)	(D)	(D)	(D)	(D)	D	
Motor hotels	2	(D)	(D)	(D)	(D)	(D)	(D)	(D)	(D)	A	
<b>Seattle-Everett, Wash.</b>	196	222 961	16 156	51	131 551	7 712	145	89 467	8 444	C	
Hotels, 25 guestrooms or more	53	(D)	9 234	23	109 424	5 714	30	(D)	3 520	C	
Hotels, less than 25 guestrooms	16	1 446	304	(S)	(S)	(S)	(S)	(S)	(S)	E	
Motels, tourist courts	107	36 348	4 737	(S)	(S)	(S)	(S)	(S)	3 438	D	
Motor hotels	20	23 125	1 881	6	9 781	699	14	13 344	1 182	A	
<b>Shreveport, La.</b>	46	30 804	3 456	16	23 654	1 870	30	7 004	1 586	C	
Hotels, 25 guestrooms or more	7	6 502	714	1	(D)	(D)	6	(D)	(D)	A	
Hotels, less than 25 guestrooms	4	235	51	11	16 977	(S)	18	(D)	51	D	
Motels, tourist courts	29	21 319	2 327	4	(D)	(D)	2	(D)	(D)	E	
Motor hotels	6	2 748	364	6	(D)	(D)	2	(D)	(D)	A	
<b>Spokane, Wash.</b>	47	35 388	3 305	10	12 918	1 228	37	22 374	2 077	B	
Hotels, 25 guestrooms or more	7	(D)	(D)	(D)	(D)	(D)	(D)	(D)	(D)	A	
Hotels, less than 25 guestrooms	31	10 638	1 436	2	10 542	(D)	29	(D)	(D)	E	
Motels, tourist courts	8	4 535	613	6	4 535	(D)	2	(D)	(D)	C	
Motor hotels	43	29 194	2 787	12	12 164	(S)	31	16 518	(S)	C	
<b>Springfield-Chicopee-Holyoke, Mass.-Conn.</b>	43	29 194	2 787	12	12 164	(S)	31	16 518	(S)	C	
Hotels, 25 guestrooms or more	12	22 958	1 656	5	10 876	844	7	12 082	812	B	
Hotels, less than 25 guestrooms	3	441	51	(S)	(S)	(S)	(S)	(S)	(S)	E	
Motels, tourist courts	26	(D)	(D)	(S)	(S)	(S)	(S)	(S)	(S)	E	
Motor hotels	2	(D)	(D)	(S)	(S)	(S)	(S)	(S)	(S)	E	
<b>Stockton, Calif.</b>	36	14 293	1 825	6	8 854	757	30	5 297	1 068	B	
Hotels, 25 guestrooms or more	4	(D)	(D)	(D)	(D)	(D)	(D)	(D)	(D)	A	
Hotels, less than 25 guestrooms	4	(D)	(D)	(D)	(D)	(D)	(D)	(D)	(D)	E	
Motels, tourist courts	24	3 956	993	2	3 814	993	22	(D)	(D)	B	
Motor hotels	4	2 491	301	(S)	2 491	(S)	(S)	(S)	(S)	E	
<b>Syracuse, N.Y.</b>	57	46 954	3 966	20	34 622	2 706	37	7 385	1 260	B	
Hotels, 25 guestrooms or more	13	28 303	1 960	8	25 684	1 763	5	1 782	197	A	
Hotels, less than 25 guestrooms	8	479	95	(S)	(S)	(S)	(S)	(S)	(S)	E	
Motels, tourist courts	33	11 132	1 646	9	5 928	(D)	24	(D)	(D)	C	
Motor hotels	3	7 040	265	3	(D)	(D)	-	-	(S)	C	
<b>Tacoma, Wash.</b>	48	15 065	2 027	(S)	(S)	(S)	(S)	(S)	(S)	E	
Hotels, 25 guestrooms or more	4	3 018	348	1	(D)	(D)	(D)	(D)	(D)	C	
Hotels, less than 25 guestrooms	8	717	126	(D)	(D)	(D)	(D)	(D)	(D)	E	
Motels, tourist courts	32	(D)	(D)	(D)	(D)	(D)	(D)	(D)	(D)	D	
Motor hotels	4	(D)	(D)	(D)	(D)	(D)	(D)	(D)	(D)	E	

See footnotes at end of table.



**Table 4. Membership in Franchise or Co-Ownership Group Carrying Common Name for the United States and Selected Standard Metropolitan Statistical Areas: 1982—Con.**

(Includes only establishments with payroll. For meaning of abbreviations and symbols, see introductory text. For explanation of terms and comparability of 1977 and 1982 censuses, see appendix A)

Geographic area and kind of business or operation	Establishments in business at end of year												Receipts of establishments responding to membership inquiry as percent of total guestrooms
	Member <sup>1</sup>				Nonmember <sup>1</sup>				Receipts of establishments responding to membership inquiry as percent of total receipts	Guestrooms of establishments responding to membership inquiry as percent of total guestrooms			
	Number	Receipts from customers (\$1,000)	Guestrooms as of December 31 (number)	Number	Receipts from customers (\$1,000)	Guestrooms as of December 31 (number)	Number	Receipts from customers (\$1,000)			Guestrooms as of December 31 (number)		
<b>Tampa-St. Petersburg, Fla.</b>	366	301 919	25 551	57	90 591	7 878	309	211 328	17 673	C	D		
Hotels, 25 guestrooms or more	78	(D)	12 580	19	(D)	3 645	59	150 204	8 935	C	D		
Hotels, less than 25 guestrooms	4 036	(D)	545	(S)	(S)	(S)	(S)	545	(S)	E	E		
Hotels, tourist courts	237	88 481	11 277	(S)	(S)	(S)	(S)	(S)	(S)	E	E		
Motor hotels	15	11 190	1 149	(S)	(S)	(S)	(S)	(S)	(S)	E	E		
<b>Toledo, Ohio-Mich.</b>	75	38 225	4 406	20	23 197	2 280	55	15 028	2 126	B	C		
Hotels, 25 guestrooms or more	9	(D)	996	1	(D)	(D)	8	9 052	(D)	A	A		
Hotels, less than 25 guestrooms	5	(D)	64	(S)	(S)	(S)	40	(D)	(D)	E	C		
Hotels, tourist courts	56	4 470	2 769	16	17 579	1 619	2	(D)	1 150	B	B		
Motor hotels	5	4 470	577	3	(D)	(D)	2	(D)	(D)	B	B		
<b>Tucson, Ariz.</b>	86	72 207	6 538	28	35 648	3 296	58	36 559	3 242	D	D		
Hotels, 25 guestrooms or more	27	49 967	3 521	12	25 487	2 111	15	24 480	1 410	C	C		
Hotels, less than 25 guestrooms	6	(D)	78	(S)	(S)	(S)	(S)	(S)	78	E	E		
Hotels, tourist courts	49	17 306	2 481	3	(S)	(S)	1	(D)	(D)	E	C		
Motor hotels	4	(D)	458	3	(D)	(D)	1	(D)	(D)	D	C		
<b>Tulsa, Okla.</b>	67	(D)	6 580	30	45 653	3 898	37	(D)	2 682	B	C		
Hotels, 25 guestrooms or more	9	(D)	(D)	(D)	(D)	(D)	(D)	(D)	(D)	C	D		
Hotels, less than 25 guestrooms	2	(D)	(D)	(D)	(D)	(D)	(D)	(D)	(D)	A	A		
Hotels, tourist courts	44	22 552	2 981	16	14 375	(S)	28	(D)	(S)	A	A		
Motor hotels	12	22 552	1 647	10	(D)	(D)	2	(D)	(D)	A	A		
<b>Washington, D.C.-Md.-Va.</b>	284	694 063	40 793	137	339 564	22 295	147	354 499	18 498	D	D		
Hotels, 25 guestrooms or more	117	(D)	25 612	55	(D)	11 679	62	319 558	13 933	D	D		
Hotels, less than 25 guestrooms	8	(D)	140	2	(D)	(D)	5	(D)	(D)	A	A		
Hotels, tourist courts	123	100 441	10 819	62	82 324	2 646	63	18 117	1 576	D	D		
Motor hotels	34	50 189	4 222	10	(D)	(D)	16	(D)	(D)	C	D		
<b>West Palm Beach-Boca Raton, Fla.</b>	124	195 678	10 657	27	63 048	4 476	97	132 630	6 181	C	D		
Hotels, 25 guestrooms or more	35	139 321	5 306	6	17 473	1 115	29	121 848	4 191	A	B		
Hotels, less than 25 guestrooms	12	(D)	227	(S)	(S)	(S)	12	(D)	227	C	C		
Hotels, tourist courts	74	53 860	4 935	(S)	(S)	(S)	(S)	(S)	(S)	E	E		
Motor hotels	3	(D)	189	(S)	(S)	(S)	(S)	(S)	(S)	E	E		
<b>Wichita, Kans.</b>	55	(D)	4 077	23	(D)	2 436	32	12 668	1 641	D	C		
Hotels, 25 guestrooms or more	12	(D)	(D)	(D)	(D)	(D)	(D)	(D)	(D)	D	C		
Hotels, less than 25 guestrooms	3	(D)	(D)	(S)	(S)	(S)	(S)	(S)	(S)	D	C		
Hotels, tourist courts	35	14 916	1 818	12	848	848	23	8 947	970	C	C		
Motor hotels	5	3 682	621	3	(D)	(D)	2	(D)	(D)	D	D		
<b>Wilmington, Del.-N.J.-Md.</b>	49	(D)	3 464	8	(D)	1 053	41	31 738	2 411	B	B		
Hotels, 25 guestrooms or more	7	(D)	(D)	(D)	(D)	(D)	(D)	(D)	(D)	A	A		
Hotels, less than 25 guestrooms	2	(D)	(D)	(S)	(S)	(S)	(S)	(S)	(S)	E	E		
Hotels, tourist courts	39	(D)	(D)	(D)	(D)	(D)	(D)	(D)	(D)	C	C		
Motor hotels	1	(D)	(D)	(S)	(S)	(S)	(S)	(S)	(S)	E	E		
<b>Youngstown-Warren, Ohio</b>	41	14 556	2 128	13	8 695	1 229	28	5 861	899	C	C		
Hotels, 25 guestrooms or more	4	(D)	(D)	(D)	(D)	(D)	(D)	(D)	(D)	A	A		
Hotels, less than 25 guestrooms	34	(D)	1 616	10	7 450	993	24	(D)	623	(X)	(X)		
Hotels, tourist courts	3	(D)	(D)	(S)	(S)	(S)	(S)	(S)	(S)	D	E		
Motor hotels	3	(D)	(D)	(S)	(S)	(S)	(S)	(S)	(S)	C	C		

<sup>1</sup>Membership in franchise or co-ownership group carrying common name.

**Table 5. Transient and Residential Occupancy for the United States and Selected Standard Metropolitan Statistical Areas: 1982**

[Includes only establishments with payroll. For meaning of abbreviations and symbols, see introductory text. For explanation of terms and comparability of 1977 and 1982 censuses, see appendix A.]

Geographic area	Establishments in business at end of year						Guestrooms of establishments reporting transient and residential guestrooms as percent of total guestrooms
	Receipts from customers (\$1,000)	Number	Receipts from customers (\$1,000)	Guestrooms as of December 31			
				Total (number)	For transient guests (number)	For residential guests (number)	
<b>United States</b> .....	<b>22 140 654</b>	<b>9 979</b>	<b>21 858 558</b>	<b>1 078 005</b>	<b>1 052 783</b>	<b>25 222</b>	<b>B</b>
Akron, Ohio .....	23 174	15	23 174	1 669	1 650	19	C
Albany-Schenectady-Troy, N.Y. ....	33 728	18	33 723	2 440	2 440	-	C
Albuquerque, N. Mex. ....	38 738	19	38 738	2 750	2 749	1	A
Allentown-Bethlehem-Easton, Pa.-N.J. ....	18 154	23	(D)	1 715	1 557	158	C
Anaheim-Santa Ana-Garden Grove, Calif. ....	215 328	76	208 350	10 043	9 752	291	C
Atlanta, Ga. ....	303 456	79	302 245	16 761	16 603	158	A
Austin, Tex. ....	43 802	21	43 802	2 561	2 526	35	B
Bakersfield, Calif. ....	9 587	11	8 906	955	713	242	C
Baltimore, Md. ....	88 904	35	86 514	4 565	4 562	3	C
Baton Rouge, La. ....	23 981	11	22 093	1 409	(S)	(S)	E
Birmingham, Ala. ....	28 894	20	28 654	2 790	2 774	16	B
Boston, Mass. ....	334 318	69	332 110	13 431	13 372	59	C
Bridgeport, Conn. ....	6 739	5	6 739	517	517	-	A
Buffalo, N.Y. ....	54 954	32	54 954	3 877	3 877	-	B
Charleston-North Charleston, S.C. ....	43 231	18	(D)	2 026	2 012	14	A
Charlotte-Gastonia, N.C. ....	33 582	19	33 582	2 225	2 217	8	B
Chattanooga, Tenn.-Ga. ....	14 068	15	13 846	1 401	1 398	3	D
Chicago, Ill. ....	688 359	188	683 420	37 084	36 148	936	C
Cincinnati, Ohio-Ky.-Ind. ....	112 858	43	(D)	7 540	7 330	210	B
Cleveland, Ohio ....	93 811	42	92 503	6 557	6 526	31	B
Columbia, S.C. ....	13 334	11	13 334	1 181	1 158	23	A
Columbus, Ohio ....	72 815	26	66 020	4 400	4 400	-	B
Corpus Christi, Tex. ....	16 931	17	16 896	1 087	1 086	1	A
Dallas-Fort Worth, Tex. ....	456 796	105	455 861	23 403	23 245	158	C
Dayton, Ohio ....	32 742	17	31 398	2 813	2 801	12	D
Daytona Beach, Fla. ....	53 754	49	53 421	4 300	4 147	153	B
Denver-Boulder, Colo. ....	215 415	74	201 027	11 305	11 159	146	C
Des Moines, Iowa ....	33 462	17	33 462	2 939	2 875	64	A
Detroit, Mich. ....	163 276	80	161 536	9 777	9 216	561	B
El Paso, Tex. ....	11 436	11	(D)	1 278	1 269	9	C
Fort Lauderdale-Hollywood, Fla. ....	164 726	88	160 516	9 260	9 224	36	B
Fort Myers-Cape Coral, Fla. ....	44 783	26	(D)	2 040	2 026	14	B
Fresno, Calif. ....	19 909	20	(D)	1 669	1 658	11	D
Grand Rapids, Mich. ....	29 916	16	29 916	1 634	1 626	8	D
Greensboro-Winston-Salem-High Point, N.C. ....	20 825	17	19 099	1 600	1 600	-	B
Greenville-Spartanburg, S.C. ....	26 137	15	(D)	2 087	2 087	-	A
Harrisburg, Pa. ....	39 518	19	(D)	1 978	1 918	60	B
Hartford, Conn. ....	55 146	25	54 906	3 523	3 480	43	A
Honolulu, Hawaii ....	569 684	104	(D)	31 576	30 550	1 026	B
Houston, Tex. ....	406 586	99	389 523	19 746	19 668	78	B
Indianapolis, Ind. ....	59 731	31	58 175	3 960	3 957	3	D
Jacksonville, Fla. ....	67 476	36	66 864	4 380	4 373	7	C
Kansas City, Mo.-Kans. ....	131 091	42	127 597	7 524	7 485	39	A
Knoxville, Tenn. ....	50 602	20	50 602	2 725	2 723	2	A
Lansing-East Lansing, Mich. ....	6 697	5	6 414	537	537	-	B
Las Vegas, Nev. ....	2 295 567	99	2 270 470	46 419	46 255	164	D
Little Rock-North Little Rock, Ark. ....	19 832	16	19 832	2 058	2 026	32	D
Long Branch-Asbury Park, N.J. ....	17 715	39	16 927	2 258	2 216	42	B
Los Angeles-Long Beach, Calif. ....	754 402	311	745 475	36 386	35 049	1 337	B
Louisville, Ky.-Ind. ....	76 244	28	75 831	5 410	5 364	46	C
Memphis, Tenn.-Ark.-Miss. ....	74 926	39	74 607	5 485	5 478	7	B
Miami, Fla. ....	400 569	225	395 359	26 014	24 336	1 678	C
Milwaukee, Wis. ....	60 943	27	60 843	4 402	4 139	263	A
Minneapolis-St. Paul, Minn.-Wis. ....	189 250	64	188 752	11 124	10 822	302	B
Mobile, Ala. ....	20 443	14	19 089	1 143	(S)	(S)	E
Nashville-Davidson, Tenn. ....	93 473	30	91 844	5 183	5 147	36	A
Nassau-Suffolk, N.Y. ....	51 406	37	42 805	2 756	2 754	2	A
New Brunswick-Perth Amboy-Sayreville, N.J. ....	22 765	14	22 765	1 353	1 342	11	C
New Haven-West Haven, Conn. ....	8 337	5	8 337	652	605	47	B
New Orleans, La. ....	280 500	69	279 142	12 243	12 226	17	C
New York, N.Y.-N.J. ....	1 258 777	235	1 254 699	57 144	53 418	3 726	D
Newark, N.J. ....	61 704	31	(D)	3 472	3 359	113	D
Newport News-Hampton, Va. ....	56 662	25	55 676	3 242	3 236	6	A
Norfolk-Virginia Beach-Portsmouth, Va.-N.C. ....	48 168	49	(D)	4 307	4 215	92	C
Northeast Pennsylvania ....	102 118	56	102 118	5 428	5 223	205	C
Oklahoma City, Okla. ....	39 618	25	39 618	2 582	2 544	38	B
Omaha, Nebr.-Iowa ....	23 436	18	23 436	2 495	2 325	170	B
Orlando, Fla. ....	308 727	59	(D)	14 095	14 046	49	C
Oxnard-Simi Valley-Ventura, Calif. ....	18 796	15	(D)	1 033	943	90	B
Panama City, Fla. ....	17 902	23	(D)	2 099	2 090	9	D
Paterson-Clifton-Passaic, N.J. ....	2 253	6	2 253	343	(S)	(S)	E
Philadelphia, Pa.-N.J. ....	283 961	91	282 778	13 852	13 614	238	C
Phoenix, Ariz. ....	256 734	84	251 027	12 288	12 210	78	C
Pittsburgh, Pa. ....	124 197	59	(D)	7 181	6 940	241	A
Portland, Maine ....	18 470	20	18 232	1 474	1 364	110	B
Portland, Ore.-Wash. ....	71 348	43	69 565	5 074	4 994	80	B
Providence-Warwick-Pawtucket, R.I.-Mass. ....	11 221	9	(D)	705	704	1	C
Raleigh-Durham, N.C. ....	26 693	12	26 693	2 148	2 148	-	B
Richmond, Va. ....	33 358	16	33 078	2 484	2 410	74	C
Riverside-San Bernardino-Ontario, Calif. ....	118 766	99	118 388	7 446	7 350	96	B



**Table 5. Transient and Residential Occupancy for the United States and Selected Standard Metropolitan Statistical Areas: 1982—Con.**

[Includes only establishments with payroll. For meaning of abbreviations and symbols, see introductory text. For explanation of terms and comparability of 1977 and 1982 censuses, see appendix A]

Geographic area	Receipts from customers (\$1,000)	Number	Establishments in business at end of year				Guestrooms of establishments reporting transient and residential guestrooms as percent of total guestrooms
			Receipts from customers (\$1,000)	Guestrooms as of December 31			
				Total (number)	For transient guests (number)	For residential guests (number)	
Rochester, N.Y. ....	34 462	20	(D)	2 123	1 956	167	B
Sacramento, Calif. ....	31 423	34	(D)	2 772	2 724	48	C
St. Louis, Mo.-Ill. ....	161 786	64	158 867	10 403	9 855	548	C
Salinas-Seaside-Monterey, Calif. ....	96 499	47	(D)	3 000	2 804	196	D
Salt Lake City-Ogden, Utah ....	90 744	35	90 586	6 134	5 770	364	D
San Antonio, Tex. ....	134 417	50	131 570	7 800	7 789	11	C
San Diego, Calif. ....	303 049	96	302 733	12 453	11 945	508	B
San Francisco-Oakland, Calif. ....	631 122	196	629 766	28 802	27 636	1 166	C
San Jose, Calif. ....	95 605	34	(D)	4 458	4 451	7	A
Santa Barbara-Santa Maria-Lompoc, Calif. ....	42 071	32	(D)	2 103	2 095	8	A
Santa Rosa, Calif. ....	10 628	17	10 628	802	789	13	B
Sarasota, Fla. ....	32 451	26	(D)	1 947	1 946	1	C
Seattle-Everett, Wash. ....	163 488	69	162 122	9 538	9 305	233	B
Shreveport, La. ....	6 737	11	6 737	765	682	83	A
Spokane, Wash. ....	20 215	8	20 215	1 256	1 255	1	C
Springfield-Chicopee-Holyoke, Mass.-Conn. ....	23 399	15	23 399	1 707	1 688	19	C
Stockton, Calif. ....	7 846	8	7 846	531	528	3	A
Syracuse, N.Y. ....	28 782	21	27 945	2 055	2 044	11	A
Tacoma, Wash. ....	3 735	12	3 735	474	(S)	(S)	E
Tampa-St. Petersburg, Fla. ....	202 873	114	202 248	13 125	12 912	213	B
Toledo, Ohio-Mich. ....	11 206	14	10 643	1 060	902	158	D
Tucson, Ariz. ....	50 764	33	(D)	3 599	3 568	31	C
Tulsa, Okla. ....	31 467	11	31 408	1 952	1 931	21	B
Washington, D.C.-Md.-Va. ....	548 674	125	543 433	25 752	25 636	116	C
West Palm Beach-Boca Raton, Fla. ....	140 328	47	(D)	5 533	5 513	20	A
Wichita, Kans. ....	19 585	15	19 585	1 638	1 634	4	C
Wilmington, Del.-N.J.-Md. ....	26 717	9	26 717	1 049	1 046	3	A

**Table 6. Transient and Residential Occupancy for the United States and Selected Standard Metropolitan Statistical Areas: 1982**

[Includes only establishments with payroll. For meaning of abbreviations and symbols, see introductory text. For explanation of terms and comparability of 1977 and 1982 censuses, see appendix A]

Geographic area	Receipts from customers (\$1,000)	Number	Receipts from customers (\$1,000)	Establishments in business at end of year			Guestrooms of establishments reporting transient and residential guestrooms as percent of total guestrooms
				Guestrooms as of December 31			
				Total (number)	For transient guests (number)	For residential guests (number)	
United States .....	210 838	1 993	202 748	52 813	(S)	(S)	E
Atlantic City, N.J. ....	825	4	(D)	157	-	157	B
Dallas-Fort Worth, Tex. ....	1 011	7	(D)	312	(S)	(S)	E
Detroit, Mich. ....	1 926	17	(D)	441	(S)	(S)	E
Houston, Tex. ....	1 167	6	1 167	361	(S)	(S)	E
Miami, Fla. ....	2 156	22	(D)	577	(S)	(S)	E
Milwaukee, Wis. ....	414	7	414	130	127	3	A
Mobile, Ala. ....	401	4	(D)	108	31	77	A
Nassau-Suffolk, N.Y. ....	2 129	16	(D)	373	102	271	A
New York, N.Y.-N.J. ....	22 082	107	20 890	4 642	489	4 153	C
Newark, N.J. ....	1 579	26	1 579	472	(S)	(S)	E
Paterson-Clifton-Passaic, N.J. ....	124	4	124	50	50	-	A
Phoenix, Ariz. ....	1 004	13	851	255	(S)	(S)	E
Salt Lake City-Ogden, Utah ....	362	4	362	180	25	155	C
San Francisco-Oakland, Calif. ....	6 039	58	(D)	1 394	(S)	(S)	E
Seattle-Everett, Wash. ....	889	9	889	229	(S)	(S)	E
Tampa-St. Petersburg, Fla. ....	1 631	23	(D)	418	223	195	A
Trenton, N.J. ....	224	5	224	108	69	39	A
Washington, D.C.-Md.-Va. ....	2 368	23	2 196	540	(S)	(S)	E



**Table 7. Basic Operating Statistics for Firms Exempt From Federal Income Tax for the United States and States: 1982**

[Includes only establishments with payroll. For meaning of abbreviations and symbols, see introductory text. For explanation of terms and comparability of 1977 and 1982 censuses, see appendix A]

Geographic area and kind of business or operation	Establishments (number)	Revenue (\$1,000)	Annual payroll (\$1,000)	First quarter payroll (\$1,000)	Paid employees for pay period including March 12 (number)
<b>United States</b> .....	<b>4 148</b>	<b>542 710</b>	<b>155 340</b>	<b>32 691</b>	<b>22 820</b>
Hotels .....	154	74 024	28 102	6 261	3 930
Sporting and recreational camps .....	1 113	187 767	61 000	9 680	6 443
Organization hotels and lodging houses, on membership basis .....	2 881	280 919	66 238	16 750	12 447
<b>Alabama</b> .....	<b>57</b>	<b>8 545</b>	<b>2 176</b>	<b>488</b>	<b>298</b>
Hotels .....	3	(D)	(D)	(D)	(D)
Sporting and recreational camps .....	8	(D)	(D)	(D)	(D)
Organization hotels and lodging houses, on membership basis .....	46	7 373	1 675	440	264
<b>Alaska</b> .....	<b>6</b>	<b>1 111</b>	<b>469</b>	<b>91</b>	<b>32</b>
Hotels .....	-	-	-	-	-
Sporting and recreational camps .....	3	(D)	(D)	(D)	(D)
Organization hotels and lodging houses, on membership basis .....	3	(D)	(D)	(D)	(D)
<b>Arizona</b> .....	<b>36</b>	<b>3 154</b>	<b>832</b>	<b>154</b>	<b>139</b>
Hotels .....	-	-	-	-	-
Sporting and recreational camps .....	14	1 603	512	67	53
Organization hotels and lodging houses, on membership basis .....	22	1 551	320	87	86
<b>Arkansas</b> .....	<b>31</b>	<b>3 918</b>	<b>799</b>	<b>197</b>	<b>133</b>
Hotels .....	1	(D)	(D)	(D)	(D)
Sporting and recreational camps .....	7	(D)	(D)	(D)	(D)
Organization hotels and lodging houses, on membership basis .....	23	3 332	598	153	109
<b>California</b> .....	<b>314</b>	<b>51 454</b>	<b>15 329</b>	<b>3 505</b>	<b>2 110</b>
Hotels .....	15	12 293	4 589	1 061	448
Sporting and recreational camps .....	85	14 596	4 284	761	577
Organization hotels and lodging houses, on membership basis .....	214	24 565	6 456	1 683	1 085
<b>Colorado</b> .....	<b>80</b>	<b>19 034</b>	<b>4 794</b>	<b>1 004</b>	<b>625</b>
Hotels .....	5	1 531	508	119	97
Sporting and recreational camps .....	24	4 500	1 164	252	135
Organization hotels and lodging houses, on membership basis .....	51	13 003	3 122	633	393
<b>Connecticut</b> .....	<b>50</b>	<b>9 643</b>	<b>3 272</b>	<b>603</b>	<b>362</b>
Hotels .....	5	3 377	1 225	252	130
Sporting and recreational camps .....	18	4 303	1 568	241	142
Organization hotels and lodging houses, on membership basis .....	27	1 963	479	110	90
<b>Delaware</b> .....	<b>6</b>	<b>500</b>	<b>257</b>	<b>61</b>	<b>21</b>
Hotels .....	-	-	-	-	-
Sporting and recreational camps .....	2	(D)	(D)	(D)	(D)
Organization hotels and lodging houses, on membership basis .....	4	(D)	(D)	(D)	(D)
<b>District of Columbia</b> .....	<b>9</b>	<b>(D)</b>	<b>(D)</b>	<b>(D)</b>	<b>(D)</b>
Hotels .....	-	-	-	-	-
Sporting and recreational camps .....	-	-	-	-	-
Organization hotels and lodging houses, on membership basis .....	9	(D)	(D)	(D)	(D)
<b>Florida</b> .....	<b>106</b>	<b>14 326</b>	<b>3 531</b>	<b>795</b>	<b>539</b>
Hotels .....	-	-	-	-	-
Sporting and recreational camps .....	25	4 629	1 847	382	200
Organization hotels and lodging houses, on membership basis .....	81	9 697	1 684	413	339
<b>Georgia</b> .....	<b>65</b>	<b>10 072</b>	<b>2 427</b>	<b>548</b>	<b>353</b>
Hotels .....	6	1 452	669	150	87
Sporting and recreational camps .....	10	2 512	632	112	64
Organization hotels and lodging houses, on membership basis .....	49	6 108	1 126	286	202
<b>Hawaii</b> .....	<b>8</b>	<b>1 319</b>	<b>473</b>	<b>108</b>	<b>64</b>
Hotels .....	2	(D)	(D)	(D)	(D)
Sporting and recreational camps .....	3	(D)	(D)	(D)	(D)
Organization hotels and lodging houses, on membership basis .....	3	(D)	(D)	(D)	(D)
<b>Idaho</b> .....	<b>29</b>	<b>1 253</b>	<b>363</b>	<b>110</b>	<b>73</b>
Hotels .....	1	(D)	(D)	(D)	(D)
Sporting and recreational camps .....	7	(D)	(D)	(D)	(D)
Organization hotels and lodging houses, on membership basis .....	21	837	184	51	38
<b>Illinois</b> .....	<b>203</b>	<b>26 233</b>	<b>8 184</b>	<b>1 899</b>	<b>978</b>
Hotels .....	4	389	180	43	20
Sporting and recreational camps .....	24	3 402	1 037	191	143
Organization hotels and lodging houses, on membership basis .....	175	22 442	6 967	1 665	815
<b>Indiana</b> .....	<b>223</b>	<b>24 410</b>	<b>5 893</b>	<b>1 488</b>	<b>1 250</b>
Hotels .....	7	2 844	1 297	292	278
Sporting and recreational camps .....	28	2 910	1 182	261	171
Organization hotels and lodging houses, on membership basis .....	188	18 656	3 414	935	801
<b>Iowa</b> .....	<b>118</b>	<b>11 265</b>	<b>3 101</b>	<b>692</b>	<b>652</b>
Hotels .....	7	1 339	598	135	118
Sporting and recreational camps .....	16	2 460	864	137	117
Organization hotels and lodging houses, on membership basis .....	95	7 466	1 639	420	417
<b>Kansas</b> .....	<b>111</b>	<b>8 671</b>	<b>1 641</b>	<b>424</b>	<b>433</b>
Hotels .....	-	-	-	-	-
Sporting and recreational camps .....	8	(D)	(D)	(D)	(D)
Organization hotels and lodging houses, on membership basis .....	103	(D)	(D)	(D)	(D)

**Table 7. Basic Operating Statistics for Firms Exempt From Federal Income Tax for the United States and States: 1982—Con.**

[Includes only establishments with payroll. For meaning of abbreviations and symbols, see introductory text. For explanation of terms and comparability of 1977 and 1982 censuses, see appendix A]

Geographic area and kind of business or operation	Establishments (number)	Revenue (\$1,000)	Annual payroll (\$1,000)	First quarter payroll (\$1,000)	Paid employees for pay period including March 12 (number)
<b>Kentucky</b> .....	<b>42</b>	<b>3 259</b>	<b>698</b>	<b>146</b>	<b>107</b>
Hotels .....	2	(D)	(D)	(D)	(D)
Sporting and recreational camps .....	12	(D)	(D)	(D)	(D)
Organization hotels and lodging houses, on membership basis .....	28	1 839	309	90	74
<b>Louisiana</b> .....	<b>33</b>	<b>9 681</b>	<b>2 380</b>	<b>523</b>	<b>307</b>
Hotels .....	1	(D)	(D)	(D)	(D)
Sporting and recreational camps .....	10	(D)	(D)	(D)	(D)
Organization hotels and lodging houses, on membership basis .....	22	2 203	446	116	93
<b>Maine</b> .....	<b>24</b>	<b>3 395</b>	<b>1 519</b>	<b>232</b>	<b>153</b>
Hotels .....	-	-	-	-	-
Sporting and recreational camps .....	18	(D)	(D)	(D)	(D)
Organization hotels and lodging houses, on membership basis .....	6	(D)	(D)	(D)	(D)
<b>Maryland</b> .....	<b>58</b>	<b>12 509</b>	<b>3 466</b>	<b>680</b>	<b>496</b>
Hotels .....	4	2 682	695	159	92
Sporting and recreational camps .....	18	4 091	1 138	157	111
Organization hotels and lodging houses, on membership basis .....	36	5 736	1 633	364	293
<b>Massachusetts</b> .....	<b>100</b>	<b>16 460</b>	<b>4 701</b>	<b>922</b>	<b>551</b>
Hotels .....	8	4 126	1 136	265	164
Sporting and recreational camps .....	47	6 458	2 057	280	152
Organization hotels and lodging houses, on membership basis .....	45	5 876	1 508	377	235
<b>Michigan</b> .....	<b>183</b>	<b>20 668</b>	<b>6 443</b>	<b>1 169</b>	<b>1 173</b>
Hotels .....	2	(D)	(D)	(D)	(D)
Sporting and recreational camps .....	66	12 623	4 691	672	764
Organization hotels and lodging houses, on membership basis .....	115	(D)	(D)	(D)	(D)
<b>Minnesota</b> .....	<b>99</b>	<b>11 537</b>	<b>4 253</b>	<b>787</b>	<b>516</b>
Hotels .....	4	2 243	912	167	83
Sporting and recreational camps .....	48	6 168	2 434	391	241
Organization hotels and lodging houses, on membership basis .....	47	3 126	907	229	192
<b>Mississippi</b> .....	<b>40</b>	<b>4 670</b>	<b>960</b>	<b>241</b>	<b>186</b>
Hotels .....	1	(D)	(D)	(D)	(D)
Sporting and recreational camps .....	9	(D)	(D)	(D)	(D)
Organization hotels and lodging houses, on membership basis .....	30	3 764	713	208	160
<b>Missouri</b> .....	<b>100</b>	<b>11 181</b>	<b>2 685</b>	<b>573</b>	<b>419</b>
Hotels .....	7	1 802	747	162	128
Sporting and recreational camps .....	21	2 670	798	138	63
Organization hotels and lodging houses, on membership basis .....	72	6 709	1 140	273	228
<b>Montana</b> .....	<b>30</b>	<b>2 371</b>	<b>756</b>	<b>195</b>	<b>145</b>
Hotels .....	1	(D)	(D)	(D)	(D)
Sporting and recreational camps .....	-	(D)	(D)	(D)	(D)
Organization hotels and lodging houses, on membership basis .....	29	(D)	(D)	(D)	(D)
<b>Nebraska</b> .....	<b>58</b>	<b>4 228</b>	<b>723</b>	<b>177</b>	<b>155</b>
Hotels .....	-	-	-	-	-
Sporting and recreational camps .....	6	879	163	22	12
Organization hotels and lodging houses, on membership basis .....	52	3 349	560	155	143
<b>Nevada</b> .....	<b>3</b>	<b>(D)</b>	<b>(D)</b>	<b>(D)</b>	<b>(D)</b>
Hotels .....	-	-	-	-	-
Sporting and recreational camps .....	-	-	-	-	-
Organization hotels and lodging houses, on membership basis .....	3	(D)	(D)	(D)	(D)
<b>New Hampshire</b> .....	<b>39</b>	<b>8 116</b>	<b>1 989</b>	<b>247</b>	<b>125</b>
Hotels .....	-	-	-	-	-
Sporting and recreational camps .....	31	7 700	1 909	224	103
Organization hotels and lodging houses, on membership basis .....	8	416	80	23	22
<b>New Jersey</b> .....	<b>76</b>	<b>16 913</b>	<b>5 510</b>	<b>1 121</b>	<b>858</b>
Hotels .....	10	4 705	1 864	450	311
Sporting and recreational camps .....	27	4 874	1 799	245	163
Organization hotels and lodging houses, on membership basis .....	39	7 334	1 847	426	384
<b>New Mexico</b> .....	<b>21</b>	<b>6 275</b>	<b>1 532</b>	<b>316</b>	<b>148</b>
Hotels .....	1	(D)	(D)	(D)	(D)
Sporting and recreational camps .....	12	(D)	(D)	(D)	(D)
Organization hotels and lodging houses, on membership basis .....	8	(D)	(D)	(D)	(D)
<b>New York</b> .....	<b>248</b>	<b>36 587</b>	<b>11 755</b>	<b>2 157</b>	<b>1 610</b>
Hotels .....	9	6 098	2 305	528	310
Sporting and recreational camps .....	94	18 745	5 853	741	730
Organization hotels and lodging houses, on membership basis .....	145	11 744	3 597	888	570
<b>North Carolina</b> .....	<b>93</b>	<b>18 204</b>	<b>5 480</b>	<b>1 100</b>	<b>707</b>
Hotels .....	3	1 219	607	151	104
Sporting and recreational camps .....	33	12 690	4 084	731	433
Organization hotels and lodging houses, on membership basis .....	57	4 295	789	218	170
<b>North Dakota</b> .....	<b>45</b>	<b>3 563</b>	<b>1 001</b>	<b>265</b>	<b>240</b>
Hotels .....	5	2 091	714	186	163
Sporting and recreational camps .....	7	428	112	26	17
Organization hotels and lodging houses, on membership basis .....	33	1 044	175	53	60



**Table 7. Basic Operating Statistics for Firms Exempt From Federal Income Tax for the United States and States: 1982—Con.**

[Includes only establishments with payroll. For meaning of abbreviations and symbols, see introductory text. For explanation of terms and comparability of 1977 and 1982 censuses, see appendix A]

Geographic area and kind of business or operation	Establishments (number)	Revenue (\$1,000)	Annual payroll (\$1,000)	First quarter payroll (\$1,000)	Paid employees for pay period including March 12 (number)
<b>Ohio</b> .....	281	32 361	9 163	2 051	1 434
Hotels.....	8	4 099	1 837	452	347
Sporting and recreational camps.....	59	9 449	3 025	501	218
Organization hotels and lodging houses, on membership basis.....	214	18 813	4 301	1 098	869
<b>Oklahoma</b> .....	68	6 509	1 316	353	236
Hotels.....	1	(D)	(D)	(D)	(D)
Sporting and recreational camps.....	5	(D)	(D)	(D)	(D)
Organization hotels and lodging houses, on membership basis.....	62	5 424	879	253	197
<b>Oregon</b> .....	82	6 471	1 213	291	316
Hotels.....	-	-	-	-	-
Sporting and recreational camps.....	14	764	251	31	25
Organization hotels and lodging houses, on membership basis.....	68	5 707	962	260	291
<b>Pennsylvania</b> .....	366	39 381	12 782	2 459	1 816
Hotels.....	10	5 929	2 884	486	311
Sporting and recreational camps.....	87	15 569	5 141	744	475
Organization hotels and lodging houses, on membership basis.....	269	17 883	4 757	1 229	1 030
<b>Rhode Island</b> .....	23	2 859	697	152	128
Hotels.....	-	-	-	-	-
Sporting and recreational camps.....	7	1 725	507	96	99
Organization hotels and lodging houses, on membership basis.....	16	1 134	190	56	29
<b>South Carolina</b> .....	6	1 446	479	129	71
Hotels.....	-	-	-	-	-
Sporting and recreational camps.....	3	107	41	8	5
Organization hotels and lodging houses, on membership basis.....	3	1 339	438	121	66
<b>South Dakota</b> .....	18	1 216	480	121	149
Hotels.....	-	-	-	-	-
Sporting and recreational camps.....	5	(D)	(D)	(D)	(D)
Organization hotels and lodging houses, on membership basis.....	13	(D)	(D)	(D)	(D)
<b>Tennessee</b> .....	39	(D)	(D)	(D)	(D)
Hotels.....	-	-	-	-	-
Sporting and recreational camps.....	18	2 328	628	123	83
Organization hotels and lodging houses, on membership basis.....	21	(D)	(D)	(D)	(D)
<b>Texas</b> .....	155	22 689	5 836	1 315	820
Hotels.....	5	1 883	526	130	67
Sporting and recreational camps.....	36	5 230	1 852	337	138
Organization hotels and lodging houses, on membership basis.....	114	15 576	3 458	848	615
<b>Utah</b> .....	17	(D)	(D)	(D)	(D)
Hotels.....	-	-	-	-	-
Sporting and recreational camps.....	5	223	42	9	12
Organization hotels and lodging houses, on membership basis.....	12	(D)	(D)	(D)	(D)
<b>Vermont</b> .....	24	2 569	723	83	43
Hotels.....	-	-	-	-	-
Sporting and recreational camps.....	15	2 247	664	68	28
Organization hotels and lodging houses, on membership basis.....	9	322	59	15	15
<b>Virginia</b> .....	38	3 296	1 108	138	117
Hotels.....	-	(D)	(D)	(D)	(D)
Sporting and recreational camps.....	19	2 178	932	83	85
Organization hotels and lodging houses, on membership basis.....	19	(D)	(D)	(D)	(D)
<b>Washington</b> .....	139	13 985	4 398	983	644
Hotels.....	7	1 716	845	203	143
Sporting and recreational camps.....	40	5 805	2 201	419	220
Organization hotels and lodging houses, on membership basis.....	92	6 464	1 352	361	281
<b>West Virginia</b> .....	50	4 571	1 224	240	202
Hotels.....	2	(D)	(D)	(D)	(D)
Sporting and recreational camps.....	13	(D)	(D)	(D)	(D)
Organization hotels and lodging houses, on membership basis.....	35	2 876	628	160	136
<b>Wisconsin</b> .....	83	12 071	4 211	823	525
Hotels.....	7	3 041	1 275	319	197
Sporting and recreational camps.....	44	7 253	2 491	362	218
Organization hotels and lodging houses, on membership basis.....	32	1 777	445	142	110
<b>Wyoming</b> .....	15	1 131	251	59	61
Hotels.....	-	-	-	-	-
Sporting and recreational camps.....	2	(D)	(D)	(D)	(D)
Organization hotels and lodging houses, on membership basis.....	13	(D)	(D)	(D)	(D)





# APPENDIX A.

## General Explanation

### CENSUS COVERAGE AND METHODOLOGY

**Structure and method of enumeration**—Firms in the 1982 Census of Service Industries were divided into the nonmail universe and mail universe. The coverage and the method of obtaining census information from each follow:

1. The nonmail universe consists of firms which were not required to file a regular census return and includes:

a. All nonemployers, i.e., all firms which were subject to Federal income tax and had no paid employees during 1982. Information for them was obtained from administrative records of other Federal agencies. Although consisting of a large number of firms, nonemployers account for less than 10 percent of total receipts of all firms subject to Federal income tax covered in the census.

The census included only those firms subject to Federal income tax which reported a receipts volume of \$1,000 or more during 1982, plus firms in operation for less than the full year with reported receipts which, if projected to an annual basis, would have reached a total of \$1,000 or more.

b. Selected small employers, i.e., single-establishment firms with payroll below a specified cutoff. (The term "employers" refers to firms with paid employees as shown in the active administrative records of other Federal agencies, whether or not they were subject to payment of Federal Insurance Contributions Act (FICA) taxes.) Although the cutoff varied by kind of business, small employers generally were firms with one to four employees; they represented about 10 percent of total receipts of establishments covered in the census.

Data on receipts, payroll, and employment for employer firms below the cutoff were derived or estimated from the administrative records of other Federal agencies, except for a 10-percent sample of small employer firms in classifications for which specialized data requirements precluded reliance solely on administrative records sources.

2. The mail universe consists of firms for which information was obtained basically by means of a mail canvass and includes:

a. Large employers, i.e., all employer firms above the size cutoff referred to in section 1. b. above. Within this category, a report of company organization is conducted periodically to identify firms which operated establishments at more than one location and to obtain information on payroll and mid-March employment at each location. The

1981 Report of Company Organization was used as a coverage check in the census. In the census mailing package containing the appropriate 1982 questionnaires, multiestablishment firms also were sent a form to use in updating the list of establishments with those opened since 1981.

b. The 10-percent sample of small employer firms in classifications for which specialized data requirements precluded reliance solely on administrative records sources (see section 1. b. above). These were sent the census mailing packages containing the appropriate 1982 questionnaires.

**Method of classifying kinds of business**—The service industries classifications for all establishments were based on the Standard Industrial Classification (SIC) Manual.<sup>1</sup> However, the method of assigning these classifications, and the level of detail at which establishments were classified, differed between the non-mail and mail universes as follows:

1. The nonmail universe

a. All nonemployer firms were classified on the basis of information obtained from other Federal agencies. Nonemployers were coded in less detail than employer firms; therefore, the combined data for all establishments (nonemployer firms plus establishments of employer firms) are presented in less kind-of-business detail than are the data for employer establishments alone. In addition, data are not provided for selected kinds of business because a substantial number of nonemployer records, obtained from the Internal Revenue Service (IRS), were miscoded by the IRS into miscellaneous categories rather than being classified in the specific kind of business.

b. Selected small employers were classified on the basis of the most current census kind-of-business classification available from one of the Bureau's current sample surveys or the 1977 census. Otherwise, the classification was obtained from the administrative records of other Federal agencies.

If the census or administrative record classification proved inadequate (none corresponded to a 1982 census classification in the detail required for employers), the firm was sent a brief inquiry requesting information necessary to assign a 1982 census kind-of-business code.

<sup>1</sup>Standard Industrial Classification Manual: 1972. For sale by Superintendent of Documents, U.S. Government Printing Office, Washington, D.C. 20402. Stock No. 041-001-00066-6. 1977 Supplement, Stock No. 003-005-00176-0.



2. Establishments in the mail universe were classified on the basis of their self-designation, answers to questions on receipts by type of service provided, and other special inquiries.

## COMPARABILITY OF THE 1977 AND 1982 CENSUSES

The 1977 and 1982 censuses were conducted under similar conditions and procedures except for the following:

**Geographic areas**—The boundaries of a number of areas for which data are shown in the 1982 census are not the same as in the 1977 census because of annexations, other boundary changes, redefinitions of SMSA's, and changes in qualifying criteria since 1977. See appendix D for titles and definitions of SMSA's as of January 1, 1982.

**Federal income tax status/kind-of-business combinations**—In the 1977 Census of Service Industries, firms were classified based on Federal income tax filing requirements. This classification was based primarily upon the response to an inquiry on the census questionnaire. Establishments which indicated that all or part of their income was exempt from Federal income tax under provision of section 501 or 521 of the IRS code were classified as tax-exempt; establishments indicating no such exemption were classified as taxable. For establishments in the nonmail universe, the tax status classification was based upon the type of tax return filed by the firm or organization.

For the most part, in 1977, establishments were grouped for publication according to their tax status. However, a few kinds of business<sup>2</sup> were assumed to be exempt from Federal income tax, and were tabulated with the tax-exempt category. Establishments of firms that were exempt from Federal income tax, but which were in a kind of business not generally expected to be exempt, were tabulated in a miscellaneous kind-of-business category.

For the 1982 census, the same kinds of business<sup>2</sup> are definitionally considered exempt from Federal income tax, certain kinds of business<sup>3</sup> are tabulated according to their tax status, and the remaining kinds of business are definitionally considered subject to Federal income tax. The miscellaneous kind-of-business category of firms exempt from Federal income tax has been eliminated.

**Volume measure**—For 1982, as in previous censuses, the basic dollar volume measure for firms subject to Federal income tax is receipts; however, for 1982 the basic dollar volume measure for the tax-exempt category is revenue. For 1977, expenses was used as the basic measure. For 1982, expenses data are shown in table 2 of the Geographic Area Series reports for comparison to 1977. (See definitions of receipts, revenue, and expenses in the Explanation of Terms section below.)

<sup>2</sup>SIC's 84; 86 ex. 866; 8111 pt.

<sup>3</sup>7011 pt., 7032, 7041, 7391, 7392, 7397, 7922, 7929, 7997, 7999 pt., 8051, 8059, 8081, 8091, 82, 83, and 8922.

## TREATMENT OF NONRESPONSE

Census report forms included two different types of inquiries, "basic" and "special." Basic or general inquiries, which included location, kind of business or operation, receipts or revenue, payroll, number of employees, and legal form of organization, were available from a combination of sources for all establishments. (See "Census of Service Industries" in the Introduction.) Special inquiries, tailored to the particular kinds of business or operation covered by the report, were available only from establishments in the mail universe which completed the appropriate inquiries on the questionnaire.

Data for special inquiries in this report have been expanded in most tables to account for establishments which did not respond to the particular inquiry for which data are presented. Data presented for special inquiries based on a December 31 reference date have been expanded in direct relationship to total annualized receipts of only those establishments in business at the end of the year. Unless otherwise noted in specific tables, data for all other special inquiries have been expanded in direct relationship to total receipts or revenue of all establishments included on the data line. It is assumed that the characteristics of establishments not responding to a particular special inquiry are the same as establishments in the same category (publication table line) which did respond to the inquiry. In a few tables in this report, expansion on the basis of the receipts or revenue item was not appropriate, and another basic data item was used as the basis for expansion of reported data to account for nonrespondents.

All tables in which data are expanded to account for nonrespondents include a coverage indicator for each publication category, which shows the receipts of establishments responding to the special inquiry as a percent of total receipts of all establishments for which data are shown. Where appropriate, other basic data items may be used in lieu of receipts or revenue. Unless otherwise noted in the specific table, data are shown in this report only for categories for which the coverage, or level of response, was 60 percent or higher, i.e., for which total receipts or revenue of establishments responding to the inquiry equalled or exceeded 60 percent of total receipts or revenue of all establishments in the category.

## EXPLANATION OF TERMS

**Establishments**—An establishment is a single physical location at which business is conducted. It is not necessarily identical with a company or enterprise, which may consist of one establishment or more. The count of establishments in this publication represents the number in business at the end of the year. A comparison of the number of establishments in business at the end of the year versus the number active any time during the year for the United States as a whole is presented by kind-of-business group in appendix G of the United States Summary (SC82-A-52) report of the Geographic Area Series.

Census of service industries figures represent a summary of reports for individual establishments rather than companies. When a census report was received from a



large employer indicating that business was conducted at more than one location, each such location was treated as a separate establishment. Conversely, when administrative records of other Federal agencies were used instead of a census report, or when a company included in the 10-percent sample of small employers reported operations at more than one location, only one establishment was tallied in the publications. Consequently, the number of establishments published in the 1982 Census of Service Industries is understated.

When two activities or more were carried on at a single location under a single ownership, all activities generally were grouped together as a single establishment. The entire establishment was classified on the basis of its major activity and all data for it were included in that classification. However, when distinct and separate economic activities (for which different industry classification codes were appropriate) were conducted under the same ownership at a single location, and when conditions prescribed by the SIC manual for recognizing the existence of more than one establishment were met, separate establishment reports for each of the different activities were obtained in the census.

Leased service departments (separately owned businesses operated as departments or concessions of another service establishment or of a retail business under another ownership, such as a separately owned shoe shine parlor in a barber shop or a beauty salon in a department store) are treated as separate service establishments for census purposes. Leased retail departments located in service establishments (e.g., a gift shop located in a hotel) are considered separate retail establishments.

**Firms**—A firm is a business organization or entity consisting of one domestic establishment (location) or more under common ownership or control. For economic census purposes, the terms "firm" and "company" are synonymous.

**Receipts (Basic dollar volume measure for service establishments of firms subject to Federal income tax)**—Includes receipts from customers or clients for services rendered, from the use of facilities, and from merchandise sold during 1982 whether or not payment was received in 1982, except for health practitioners, legal services, and architectural, engineering and surveying services, which reported on a cash basis (payments received in 1982 regardless of when services were rendered). Gasoline, liquor, tobacco, and other excise taxes, which are paid by the manufacturer or wholesaler and included in the cost of goods purchased, are also included.

Receipts are net after deductions for refunds and allowances for merchandise returned by customers. Receipts do not include sales, occupancy, admissions, or other taxes collected from customers and remitted directly by the firm to a local, State, or Federal tax agency; nor do they include nonoperating income from such sources as interest, investments, or sale or rental of real estate.

Receipts in this report do not include service receipts of manufacturers, wholesalers, retail establishments, or other businesses whose primary activity is other than service. They do, however, include receipts other than

from services rendered (e.g., sale of merchandise to individuals or other businesses) by establishments primarily engaged in performing services and classified in the service industries.

Although the count of establishments in this report represents the number in business at the end of the year, the receipts figures include receipts of all establishments in business at any time during the year.

**Revenue (Basic dollar volume measure for firms exempt from Federal income tax)**—Includes revenue from customers or clients for services rendered and merchandise sold during 1982 whether or not payment was received in 1982. Also included are income from interest, dividends, gross contributions, gifts, and grants (whether or not restricted for use in operations), rents, royalties, dues and assessments from members and affiliates, and net receipts from fundraising activities. Receipts from taxable business activities, as well as tax-exempt activities, are included.

Revenue does not include sales, admissions, and other taxes collected by the organization from customers or clients and paid directly to a local, State, or Federal tax agency; income from the sale of real estate, investments, or other assets; receipts of separately operated departments, concessions, etc., which are leased to others; and amounts transferred to operating funds from capital or reserve funds.

**Annual payroll**—Payroll includes all forms of compensation such as salaries, wages, commissions, bonuses, vacation allowances, sick-leave pay, and the value of payments in kind (e.g., free meals and lodgings), paid during the year to all employees. Tips and gratuities received by employees from patrons and reported to employers are included. For corporations, it includes amounts paid to officers and executives; for unincorporated businesses, it does not include profit or other compensation of proprietors or partners. Payroll is reported before deductions for social security, income tax, insurance, union dues, etc. This definition of payroll is the same as that used by the Internal Revenue Service on form 941.

**First quarter payroll**—This item consists of payroll, as defined above, paid to persons employed at any time during the quarter January to March 1982.

**Paid employees for pay period including March 12**—Paid employees consist of the full-time and part-time employees, including salaried officers and executives of corporations, who were on the payroll in the pay period including March 12. Included are employees on paid sick leave, paid holidays, and paid vacations; not included are proprietors and partners of unincorporated businesses. The definition of paid employees is the same as that used on IRS form 941.

**Legal form of organization**—The legal form of organization for firms in the mail universe was based on the response to the organization status inquiry on the various census forms. The legal form of organization of nonmail



firms was generally based on administrative records of other Federal agencies.

Another report in this series, Establishment and Firm Size (Including Legal Form of Organization), SC82-I-1, presents data by the following legal forms of organization, for firms subject to Federal income taxes:

1. Corporations.
2. Individual proprietorships.
3. Partnerships.
4. Other.

**Auxiliary establishments**—Each company included in this census was asked to identify and report separately auxiliary locations whose primary functions were to manage, administer, service, or support the activities of the other establishments of the company. Data for auxiliaries which primarily support service establishments are presented for selected industrial classifications in tables included in the United States Summary (SC82-A-52) report of the Geographic Area Series. Data for auxiliaries are presented for more detailed industry breakdowns in a subsequent report issued as part of the 1982 Enterprise Statistics reports.

**Franchise or co-ownership groups**—These are groups of motels and motor hotels which indicated a membership in a franchise or co-ownership group carrying a common name. Establishments in such groups include those operated by the franchiser and those under joint ownership with a "co-ownership" group sponsor as well as those operated by independently owned franchises. Motels and motor hotels which are only members of non-franchise referral organizations are not included.

**Guestrooms**—Guestrooms consist of the number of rooms, apartments, cabin units, and other types of lodging accommodations that can normally be rented as a single unit. Suites of rooms which cannot be subdivided are counted as a single unit. The number of guestrooms as of December 31, 1982 was tabulated only for establishments in business at the end of the year.

Transient guestrooms consist of the number of units usually available for the occupancy of persons staying less than one month. Residential guestrooms consist of the number of units usually available for the occupancy of persons staying a month or longer.

## KIND-OF-BUSINESS CLASSIFICATIONS

Establishments covered by the census were assigned kind-of-business classifications according to the industry classifications defined in the 1972 SIC manual. When a more detailed classification than defined in the SIC manual was needed, additional kinds of business were identified within an SIC industry.

The basis for a kind-of-business classification is described above in Method of Classifying Kinds of Business.

Descriptions for those kinds of business for which data are provided in this report follow.

### Hotels, Rooming Houses, Camps, and Other Lodging Places (SIC Major Group 70)

This group includes establishments engaged in providing lodging, or lodging and meals, and camping facilities. Hotels which provide accommodations for permanent residents, tourist homes, and residential mobile home parks are classified in Major Group 65, Real Estate.

**Hotels, motor hotels, and motels (SIC 7011)**—The SIC manual combines hotels and motels into a single classification, Hotels, motels, and tourist courts.

In some tables of this report, data are presented for the following subdivisions of this classification:

1. Hotels, 25 guestrooms or more.
2. Hotels, less than 25 guestrooms.
3. Motels, tourist courts.
4. Motor hotels.

The classification of individual establishments into hotels, motor hotels, and motels and tourist courts was based primarily on the respondent's self-designation.

**Rooming and boarding houses (SIC 702)**—Establishments renting rooms, with or without board, on a fee basis to permanent or transient guests. Homes for the aged, for children, and for the handicapped that provide additional services, other than nursing care, are classified in Residential care (SIC 836) and homes that provide nursing care in Nursing and personal care facilities (SIC 805). Houses run by membership organizations are classified in Organization hotels and lodging houses, on membership basis (SIC 704).

**Sporting and recreational camps (SIC 7032)**—Sporting and recreational camps providing lodging and meals or lodging only. These include children's camps, fishing camps, hunting camps, and dude ranches.

**Trailer parks and camp sites for transients (SIC 7033)**—Establishments providing overnight or short-term sites for trailers, campers, or tents. Residential mobile home parks are classified in Major Group 65, Real Estate.

**Organization hotels and lodging houses, on membership basis (SIC 704)**—Lodging houses and hotels operated by membership organizations for the benefit of their members and guests, and not open to the general public. Commercial hotels operated by such organizations are classified in Hotels, motor hotels, and motels (group 701). Resident homes for the aged and others in need of residential, social, and personal care are classified in Residential care (SIC 836).



# APPENDIX B.

## General Questions



U.S. DEPARTMENT OF COMMERCE  
BUREAU OF THE CENSUS  
FORM

### 1982 CENSUS OF SERVICE INDUSTRIES

O.M.B. APPROVAL NO 0607-0383 EXPIRES 11/84

**NOTICE** - Response to this inquiry is required by law (title 13, U.S. Code). By the same law, your report to the Census Bureau is confidential. It may be seen only by sworn Census employees and may be used only for statistical purposes. The law also provides that copies retained in your files are immune from legal process.

Please complete this form and RETURN TO **BUREAU OF THE CENSUS**  
1201 East Tenth Street  
Jeffersonville, Indiana 47134

**DUE DATE: FEBRUARY 15, 1983**

If you cannot file by the due date, a time extension request should be sent to the above address; please include your 11-digit Census File Number (CFN).

**Note** - Please read the accompanying instructions before answering the questions.

In correspondence pertaining to this report please refer to this Census File Number (CFN) Employer Identification (EI) Number

Please correct errors in name, address, and ZIP code. ENTER street and number if not shown.

**Item 1 - EMPLOYER IDENTIFICATION NUMBER**

Is the Employer Identification (EI) Number shown in the label the SAME as that used for this establishment on its latest 1982 Employer's Quarterly Federal Tax Return, Treasury Form 941?

094  YES  NO - Enter current EI No. (9 digits)

--	--	--	--	--	--	--	--	--	--

**Item 4 - ORGANIZATIONAL STATUS**

Mark (X) the ONE box which best describes this establishment during 1982.

003  Individual proprietorship  Corporation  
 Partnership  Other - Specify  
 Government - Specify

**Item 2 - PHYSICAL LOCATION OF ESTABLISHMENT**

Answer items a, b, c, and d

**NOTE: P.O. boxes or rural routes are not physical locations.**

a.  Same as shown in mailing label. If different, indicate change.

NUMBER AND STREET			
CITY TOWN VILLAGE ETC.	STATE	ZIP CODE	

**Item 5 - TAX STATUS**

a. Is this establishment operated on a not-for-profit basis?

005  YES  NO - SKIP to item 6

b. Was all or part of the income of this establishment or organization exempt from Federal income taxes under section 501 or 521 of the Internal Revenue Code?

004  YES  NO

b. Is this establishment physically located inside the legal boundaries of the city, town, village, etc.?

095  YES  NO  No legal boundaries  Don't know

c. Type of municipality where physically located

096  City, village, or borough  Town or township  Other or don't know

d. Name of county where physically located

HOW TO REPORT DOLLAR FIGURES	Value figures may be reported in dollars or rounded to thousands.		
	Mil- lions (000)	Thou- sands (00)	Dol- lars (00)
Example: If a figure is \$1,125,628, report either	1	126	125628
*Preferred	1	125	628
Acceptable	1	125	628

**Item 3 - OPERATIONAL STATUS**

a. How many months during 1982 did this firm or organization actively operate this establishment?

Number of months

002

b. Mark (X) the ONE box which best describes this establishment at the end of 1982.

001  In operation Figures only

2  Temporarily or seasonally inactive

Month	Day	Year

3  Ceased operation - Give date →

4  Sold or leased to another operator - Give date at right AND enter name, etc., below

**Item 6 - DOLLAR VOLUME**

If the answer to item 5b was "YES," skip to part b; otherwise, complete part a and skip to item 7.

a. OPERATING RECEIPTS of taxable establishments in 1982	Mil.	Thou.	Dol.
(1) REVENUE in 1982	010		
(2) EXPENSES in 1982 (Including payroll)	040		

NAME OF NEW OWNER OR OPERATOR

NUMBER AND STREET

CITY	STATE	ZIP CODE
------	-------	----------

**Item 7 - PAYROLL AND EMPLOYMENT**

a. Payroll in 1982, before deductions	Mil.	Thou.	Dol.
(1) Total ANNUAL payroll	030		
(2) FIRST QUARTER payroll	031		

b. Employment in 1982

Number of paid employees for the pay period including March 12, 1982. (Include both full- and part-time employees.)	Number
032	

**Item 8 - KIND OF BUSINESS OR ACTIVITY**

Mark (X) the ONE box which best describes the activity that accounted for this establishment's MAJOR portion of receipts or revenue in 1982.

(Categories appropriate to individual form)

(Items 9 through 15 (where applicable) vary by form and contain questions on data such as sources of receipts, hotel rooms, laundry equipment, exported services, theater capacity, and personnel and payroll by type.)

The following items represent the last three items (although item numbers vary) used on all forms.

**NOTE**

Answer item 13 only if your Census File Number (CFN), shown in the address label of this report form, begins with a zero.

**Item 13 - OWNERSHIP, CONTROL, AND LOCATIONS OF OPERATION**

**a. Is this establishment owned or controlled by another entity?** 097  
 1  YES →  
 2  NO

ENTER OWNING OR CONTROLLING ENTITY NAME, ADDRESS, AND ZIP CODE

EI No. (9 digits) [ ] - [ ] [ ] [ ] [ ] [ ] [ ] [ ] [ ] [ ]

**b. Does this establishment own or control any other entity or entities?** 098  
 1  YES →  
 2  NO

ENTER OWNED OR CONTROLLED ENTITY NAME, ADDRESS, AND ZIP CODE

EI No. (9 digits) [ ] - [ ] [ ] [ ] [ ] [ ] [ ] [ ] [ ] [ ]

**c. How many establishments were operated under the EI Number shown in the address label (or as corrected in item 1) at the end of 1982?** → 079 Number

If more than one, provide the physical location address and other information indicated below for each establishment. Continue with same format in item 14 (or attach a separate sheet) if necessary.

1	NAME, ADDRESS, AND ZIP CODE	1982	Mil.	Thou.	Dol.
		Receipts or revenue	081		
KIND-OF-BUSINESS DESCRIPTION		Annual payroll	082		
		Census use	088		

2	NAME, ADDRESS, AND ZIP CODE	1982	Mil.	Thou.	Dol.
		Receipts or revenue	081		
KIND-OF-BUSINESS DESCRIPTION		Annual payroll	082		
		Census use	088		

**Item 14 - REMARKS** - Please use this space for any explanations that may be essential in understanding your reported data.

**Item 15 - CERTIFICATION** - This report is substantially accurate and has been prepared in accordance with instructions.

Name of person to contact regarding this report - <i>Print or type</i>				Period covered by this report →	FROM: Mo. Year	TO: Mo. Year
Telephone →	Area code	Number	Extension	Signature of authorized person		Date

FORM

U.S. GOVERNMENT PRINTING OFFICE: 1982-559-111/33



# APPENDIX C.

## Kind-of-Business Titles and Reporting-Form Numbers

Listed below are service industries kind-of-business titles and their corresponding reporting-form numbers. Requests for copies of any of these forms, including the inquiries used to classify establishments by kind of business, should be directed to the Business Division, Bureau of the Census, Washington, D.C. 20233.

SIC code	Title	Reporting form CB-	SIC code	Title	Reporting form CB-
70	HOTELS, ROOMING HOUSES, CAMPS, AND OTHER LODGING PLACES		73	BUSINESS SERVICES--Con.	
7011 pt.	Hotels, 25 guestrooms or more.....	7001	7392 pt.	Management and administrative services.....	7306
7011 pt.	Hotels, less than 25 guestrooms.....	7001	7392 pt.	Public relations services.....	7306
7011 pt.	Motels, tourist courts.....	7001	7392 pt.	Management consulting services.....	7306
7011 pt.	Motor hotels.....	7001	7392 pt.	Economic and sociological research.....	7306
702	Rooming and boarding houses.....	7002	7392 pt.	Consulting services, n.e.c.....	7306
7032	Sporting and recreational camps.....	7002	7393 pt.	Detective agencies and guard services.....	7308
7033	Trailer parks and camp sites for transients....	7002	7393 pt.	Armored car services.....	7308
704	Organization hotels and lodging houses, on membership basis.....	7002	7393 pt.	Burglar and fire alarm systems.....	7308
72	PERSONAL SERVICES		7394 pt.	Equipment rental.....	7307
7211	Power laundries, family and commercial.....	7201	7394 pt.	Equipment leasing, except finance leasing.....	7307
7212	Garment pressing and agents for laundries and dry cleaners.....	7201	7394 pt.	Leasing and rental of heavy construction equipment without operators.....	7307
7213	Linen supply.....	7201	7394 pt.	Rental of heavy construction equipment with operators.....	7307
7214	Diaper service.....	7201	7395	Photofinishing laboratories.....	7303
7215 pt.	Coin-operated laundries and dry-cleaning stores....	7201	7396	Trading stamp services (sales offices).....	7308
7215 pt.	Coin-operated laundry machine routes.....	7201	7397	Testing laboratories and facilities.....	7305
7216	Dry-cleaning plants, except rug cleaning.....	7201	7399 pt.	Sign painting shops.....	7308
7217	Carpet and upholstery cleaning.....	7201	7399 pt.	Interior designing.....	7308
7218	Industrial launderers.....	7201	7399 pt.	Telephone answering services.....	7308
7219	Laundry and garment services, n.e.c.....	7201	7399 pt.	Water softening services.....	7308
722	Photographic studios, portrait.....	7303	7399 pt.	Packaging and labeling services.....	7308
723	Beauty shops.....	7203	7399 pt.	Miscellaneous business services, n.e.c.....	7308
724	Barber shops.....	7203	75	AUTOMOTIVE REPAIR, SERVICES, AND GARAGES	
725	Shoe repair, shoe shine, and hat-cleaning shops....	7203	7512 pt.	Passenger car rental, without drivers.....	7501
726	Funeral service and crematories.....	7202	7512 pt.	Passenger car leasing, except finance leasing.....	7501
729 pt.	Reducing salons and health clubs, except resorts....	7203	7513 pt.	Truck rental, without drivers.....	7501
729 pt.	Tax preparation services.....	7203	7513 pt.	Truck leasing, except finance leasing.....	7501
729 pt.	Other personal services, n.e.c.....	7203	7519	Utility trailer and recreational vehicle rental....	7501
73	BUSINESS SERVICES		7523	Parking lots.....	7502
7311	Advertising agencies.....	7301	7525	Parking structures.....	7502
7312	Outdoor advertising services.....	7301	7531	Top and body repair shops.....	7503
7313	Radio, TV, publishers' advertising representatives....	7301	7534	Tire retreading and repair shops.....	7503
7319	Advertising, n.e.c.....	7301	7535	Paint shops.....	7503
732 pt.	Adjustment and collection agencies.....	7302	7538 pt.	General automotive repair shops, except diesel....	7503
732 pt.	Mercantile reporting agencies.....	7302	7538 pt.	Diesel repair shops.....	7503
732 pt.	Consumer credit reporting agencies.....	7302	7539 pt.	Auto electrical and fuel system services.....	7503
7331	Direct mail advertising services.....	7308	7539 pt.	Radiator repair.....	7503
7332	Blueprinting and photocopying services.....	7308	7539 pt.	Glass replacement and repair.....	7503
7333 pt.	Commercial photography.....	7303	7539 pt.	Brake, front end, and wheel alignment.....	7503
7333 pt.	Commercial art.....	7303	7539 pt.	Exhaust system services (muffler shops).....	7503
7333 pt.	Graphic arts and related design and commercial photography, n.e.c.....	7303	7539 pt.	Transmission repair shops.....	7503
7339	Stenographic services; and reproduction services, n.e.c.....	7308	7542	Other automotive repair shops, n.e.c.....	7503
7341	Window cleaning.....	7308	7549	Car washes.....	7503
7342	Disinfecting and exterminating services.....	7308	76	MISCELLANEOUS REPAIR SERVICES	
7349	Cleaning and maintenance services, n.e.c.....	7308	7622	Radio and TV repair shops.....	7600
735	News syndicates.....	7308	7623	Refrigeration and air-conditioning repair shops.....	7600
7361	Employment agencies.....	7308	7629	Electrical and electronic repair shops, n.e.c.....	7600
7362 pt.	Office help supply services.....	7308	763	Watch, clock, and jewelry repair.....	7600
7362 pt.	Help supply, except office workers.....	7308	764	Reupholstery and furniture repair.....	7600
7369	Facilities management services.....	7308	7692	Welding repair.....	7600
7372	Computer programming and other software services...	7304	7694	Armature rewinding shops.....	7600
7374 pt.	Data processing services, except facilities management.....	7304	7699 pt.	Farm machinery and equipment repair shops.....	7600
7374 pt.	Computer facilities management.....	7304	7699 pt.	Lawnmower, saw, knife, tool sharpening and repair.....	7600
7379	Computer related services, n.e.c.....	7304	7699 pt.	Sewer and septic tank cleaning services.....	7600
7391	Research and development laboratories.....	7305	7699 pt.	Other repair and related services, n.e.c.....	7600

SIC code	Title	Reporting form CB-	SIC code	Title	Reporting form CB-
78	MOTION PICTURES		80	HEALTH SERVICES, EXCEPT HOSPITALS--Con.	
7813	Motion picture production, except for TV.....	7801	8051	Skilled nursing care facilities.....	8004
7814	Motion picture, tape production for TV.....	7801	8059	Nursing and personal care facilities, n.e.c.....	8004
7819	Services allied to motion picture production.....	7802	8071	Medical laboratories.....	8003
7823	Motion picture film exchanges.....	7801	8072	Dental laboratories.....	8003
7824	Film or tape distribution for TV.....	7801	808	Outpatient care facilities.....	8004
7829	Services allied to motion picture distribution.....	7802	809	Health and allied services, n.e.c.....	8004
7832	Motion picture theaters, except drive-in.....	7803			
7833	Drive-in motion picture theaters.....	7803	81	LEGAL SERVICES	
79	AMUSEMENT AND RECREATION SERVICES, EXCEPT MOTION PICTURES		81 pt. 81 pt.	Offices of lawyers..... Legal aid societies and similar legal services.....	8100 8100
791 pt.	Public dance halls or ballrooms.....	7905			
791 pt.	Dance schools, including children's and professionals'.....	7905	823, 4, 9	SELECTED EDUCATIONAL SERVICES	
7922 pt.	Producers of live theatrical productions.....	7901	823	Libraries and information centers.....	8200
7922 pt.	Producers of radio and TV shows, except tape.....	7901	8241	Correspondence schools.....	8200
7922 pt.	Artists' and entertainers' managers or agents, concert bureaus, booking agents.....	7901	8243	Data processing schools.....	8200
7922 pt.	Other theatrical services.....	7901	8244	Business and secretarial schools.....	8200
7929 pt.	Dance groups and artists.....	7901	8249	Vocational schools, except vocational high schools, n.e.c.....	8200
7929 pt.	Symphony orchestras, opera companies, and chamber music organizations.....	7901	829	Schools and educational services, n.e.c.....	8200
7929 pt.	Other music and entertainment presentations.....	7901			
7932	Billiard and pool establishments.....	7902	83	SOCIAL SERVICES	
7933	Bowling alleys.....	7902	832	Individual and family social services.....	8300
7941 pt.	Baseball clubs.....	7902	833	Job training and vocational rehabilitation services.....	8300
7941 pt.	Football clubs.....	7902	835	Child day care services.....	8300
7941 pt.	Other professional sports clubs.....	7902	836	Residential care.....	8300
7941 pt.	Managers and promoters.....	7902	839	Social services, n.e.c.....	8300
7948 pt.	Auto racetrack operation.....	7902			
7948 pt.	Horse racetrack operation.....	7902	84	NONCOMMERCIAL MUSEUMS, ART GALLERIES, AND BOTANICAL AND ZOOLOGICAL GARDENS	
7948 pt.	Dog racetrack operation.....	7902	8411	Noncommercial museums and art galleries.....	7904
7948 pt.	Racing stables and racing, n.e.c.....	7902	8421	Noncommercial arboreta, botanical, and zoological gardens.....	7904
7992	Public golf courses.....	7905			
7993	Coin-operated amusement device operators.....	7905	86	SELECTED MEMBERSHIP ORGANIZATIONS	
7996	Amusement parks.....	7902	861	Business associations.....	8600
7997	Membership sports and recreation clubs.....	7903	862	Professional membership organizations.....	8600
7999 pt.	Concession operators of amusement devices, rides... Carnivals and circuses.....	7905 7905	864	Civic, social, and fraternal associations.....	8600
7999 pt.	Fairs.....	7905	869	Membership organizations, n.e.c.....	8600
7999 pt.	Commercial museums, art galleries, and botanical and zoological gardens.....	7904			
7999 pt.	Roller skating rinks.....	7905	89	MISCELLANEOUS SERVICES	
7999 pt.	Ice skating rinks.....	7905	891 pt.	Architectural services.....	8901
7999 pt.	Other amusement and recreation services, n.e.c....	7905	891 pt.	Engineering services.....	8901
80	HEALTH SERVICES, EXCEPT HOSPITALS		891 pt.	Surveying services.....	8901
801	Offices of physicians.....	8001	892	Noncommercial educational, scientific, and research organizations.....	7305
802	Offices of dentists.....	8002	893	Accounting, auditing, and bookkeeping services.....	8902
803	Offices of osteopathic physicians.....	8001	899	Services, n.e.c.....	8902
8041	Offices of chiropractors.....	8001			
8042	Offices of optometrists.....	8001			
8049	Offices of health practitioners, n.e.c.....	8001			



# APPENDIX D.

## Standard Consolidated Statistical Areas and Standard Metropolitan Statistical Areas

[Titles and definitions shown for SCSA's and SMSA's are those established by the Office of Management and Budget, as of January 1982]

### Standard Consolidated Statistical Areas

SCSA and definition	SCSA and definition	SCSA and definition
<b>Boston-Lawrence-Lowell, Mass.-N.H.</b> Boston, Mass., SMSA Brockton, Mass., SMSA Lawrence-Haverhill, Mass.-N.H., SMSA Lowell, Mass.-N.H., SMSA	<b>Houston-Galveston, Tex.</b> Galveston-Texas City, Tex., SMSA Houston, Tex., SMSA  <b>Indianapolis-Anderson, Ind.<sup>2</sup></b> Anderson, Ind., SMSA Indianapolis, Ind., SMSA  <b>Los Angeles-Long Beach-Anaheim, Calif.</b> Anaheim-Santa Ana-Garden Grove, Calif., SMSA Los Angeles-Long Beach, Calif., SMSA Oxnard-Simi Valley-Ventura, Calif., SMSA Riverside-San Bernardino-Ontario, Calif., SMSA  <b>Miami-Fort Lauderdale, Fla.</b> Fort Lauderdale-Hollywood, Fla., SMSA Miami, Fla., SMSA  <b>Milwaukee-Racine, Wis.</b> Milwaukee, Wis., SMSA Racine, Wis., SMSA  <b>New York-Newark-Jersey City, N.Y.-N.J.-Conn.</b> Jersey City, N.J., SMSA Long Branch-Asbury Park, N.J., SMSA Nassau-Suffolk, N.Y., SMSA New Brunswick-Perth Amboy-Sayreville, N.J., SMSA	<b>New York-Newark-Jersey City, N.Y.-N.J.-Conn.-Conn.</b> New York, N.Y.-N.J., SMSA Newark, N.J., SMSA Norwalk, Conn., SMSA Paterson-Clifton-Passaic, N.J., SMSA Stamford, Conn., SMSA  <b>Philadelphia-Wilmington-Trenton, Pa.-Del.-N.J.-Md.</b> Philadelphia, Pa.-N.J., SMSA Trenton, N.J., SMSA Wilmington, Del.-N.J.-Md., SMSA  <b>Providence-Fall River, R.I.-Mass.<sup>2</sup></b> Fall River, Mass.-R.I., SMSA Providence-Warwick-Pawtucket, R.I.-Mass., SMSA  <b>San Francisco-Oakland-San Jose, Calif.</b> San Francisco-Oakland, Calif., SMSA San Jose, Calif., SMSA Santa Rosa, Calif., SMSA <sup>3</sup> Vallejo-Fairfield-Napa, Calif., SMSA  <b>Seattle-Tacoma, Wash.</b> Seattle-Everett, Wash., SMSA <sup>1</sup> Tacoma, Wash., SMSA

<sup>1</sup>1977 title was Chicago-Gary, Ill.-Ind.; Kenosha, Wis., SMSA has been added.

<sup>2</sup>New SCSA since 1977 Economic Censuses.

<sup>3</sup>Santa Rosa, Calif., SMSA added since 1977 Economic Censuses.

### Standard Metropolitan Statistical Areas

SMSA and definition	SMSA and definition	SMSA and definition
<b>Abilene, Tex.</b> Callahan County, Tex. Jones County, Tex. Taylor County, Tex.	<b>Altoona, Pa.</b> Blair County, Pa.  <b>Amarillo, Tex.</b> Potter County, Tex. Randall County, Tex.  <b>Anaheim-Santa Ana-Garden Grove, Calif.</b> Orange County, Calif.  <b>Anchorage, Alaska</b> Anchorage Borough, Alaska  <b>Anderson, Ind.</b> Madison County, Ind.  <b>Anderson, S.C.<sup>1</sup></b> Anderson County, S.C.  <b>Ann Arbor, Mich.</b> Washtenaw County, Mich.  <b>Anniston, Ala.</b> Calhoun County, Ala.  <b>Appleton-Oshkosh, Wis.</b> Calumet County, Wis. Outagamie County, Wis. Winnebago County, Wis.  <b>Asheville, N.C.</b> Buncombe County, N.C. Madison County, N.C.	<b>Athens, Ga.<sup>1</sup></b> Clarke County, Ga. Jackson County, Ga. Madison County, Ga. Oconee County, Ga.  <b>Atlanta, Ga.</b> Butts County, Ga. Cherokee County, Ga. Clayton County, Ga. Cobb County, Ga. De Kalb County, Ga.  Douglas County, Ga. Fayette County, Ga. Forsyth County, Ga. Fulton County, Ga. Gwinnett County, Ga.  Henry County, Ga. Newton County, Ga. Paulding County, Ga. Rockdale County, Ga. Walton County, Ga.  <b>Atlantic City, N.J.</b> Atlantic County, N.J.  <b>Augusta, Ga.-S.C.</b> Columbia County, Ga. Richmond County, Ga. Aiken County, S.C.

See footnotes at end of appendix.

# Standard Metropolitan Statistical Areas—Con.

SMSA and definition	SMSA and definition	SMSA and definition
<p><b>Austin, Tex.</b> Hays County, Tex. Travis County, Tex. Williamson County, Tex.</p> <p><b>Bakersfield, Calif.</b> Kern County, Calif.</p> <p><b>Baltimore, Md.</b> Anne Arundel County, Md. Baltimore County, Md. Carroll County, Md. Harford County, Md. Howard County, Md. Baltimore city, Md.<sup>2</sup></p> <p><b>Bangor, Maine<sup>1</sup></b> Penobscot County, Maine (part) Bangor city, Maine Brewer city, Maine Eddington town, Maine Glenburn town, Maine Hampden town, Maine  Hermon town, Maine Holden town, Maine Kenduskeag town, Maine Old Town city, Maine Orono town, Maine  Orrington town, Maine Penobscot Indian Island Reservation, Maine Veazie town, Maine  Waldo County, Maine (part) Winterport town, Maine</p> <p><b>Baton Rouge, La.</b> Ascension Parish, La. East Baton Rouge Parish, La. Livingston Parish, La. West Baton Rouge Parish, La.</p> <p><b>Battle Creek, Mich.</b> Barry County, Mich. Calhoun County, Mich.</p> <p><b>Bay City, Mich.</b> Bay County, Mich.</p> <p><b>Beaumont-Port Arthur-Orange, Tex.</b> Hardin County, Tex. Jefferson County, Tex. Orange County, Tex.</p> <p><b>Bellingham, Wash.<sup>1</sup></b> Whatcom County, Wash.</p> <p><b>Benton Harbor, Mich.<sup>1</sup></b> Berrien County, Mich.</p> <p><b>Billings, Mont.</b> Yellowstone County, Mont.</p> <p><b>Bllox-Gulfport, Miss.</b> Hancock County, Miss. Harrison County, Miss. Stone County, Miss.</p> <p><b>Binghamton, N.Y.-Pa.</b> Broome County, N.Y. Tioga County, N.Y. Susquehanna County, Pa.</p> <p><b>Birmingham, Ala.</b> Jefferson County, Ala. St. Clair County, Ala. Shelby County, Ala. Walker County, Ala.</p> <p><b>Bismarck, N. Dak.<sup>1</sup></b> Burleigh County, N. Dak. Morton County, N. Dak.</p> <p><b>Bloomington, Ind.</b> Monroe County, Ind.</p> <p><b>Bloomington-Normal, Ill.</b> McLean County, Ill.</p> <p><b>Boise City, Idaho</b> Ada County, Idaho</p>	<p><b>Boston, Mass.</b> Essex County, Mass. (part) Beverly city, Mass. Boxford town, Mass. Danvers town, Mass. Hamilton town, Mass. Lynn city, Mass.  Lynnfield town, Mass. Manchester town, Mass. Marblehead town, Mass. Middleton town, Mass. Nahant town, Mass.  Peabody city, Mass. Salem city, Mass. Saugus town, Mass. Swampscott town, Mass. Topsfield town, Mass. Wenham town, Mass.  Middlesex County, Mass. (part) Acton town, Mass. Arlington town, Mass. Ashland town, Mass. Bedford town, Mass. Belmont town, Mass.  Boxborough town, Mass. Burlington town, Mass. Cambridge city, Mass. Carlisle town, Mass. Concord town, Mass.  Everett city, Mass. Framingham town, Mass. Holliston town, Mass. Lexington town, Mass. Lincoln town, Mass.  Malden city, Mass. Medford city, Mass. Melrose city, Mass. Natick town, Mass. Newton city, Mass.  North Reading town, Mass. Reading town, Mass. Sherborn town, Mass. Somerville city, Mass. Stoneham town, Mass.  Sudbury town, Mass. Wakefield town, Mass. Waltham city, Mass. Watertown town, Mass. Wayland town, Mass.  Weston town, Mass. Wilmington town, Mass. Winchester town, Mass. Woburn city, Mass.  Norfolk County, Mass. (part) Bellingham town, Mass. Braintree town, Mass. Brookline town, Mass. Canton town, Mass. Cohasset town, Mass.  Dedham town, Mass. Dover town, Mass. Foxborough town, Mass. Franklin town, Mass. Holbrook town, Mass.  Medfield town, Mass. Medway town, Mass. Millis town, Mass. Milton town, Mass. Needham town, Mass.  Norfolk town, Mass. Norwood town, Mass. Quincy city, Mass. Randolph town, Mass. Sharon town, Mass.</p>	<p><b>Boston, Mass.—Con.</b> Norfolk County, Mass. (part)—Con. Stoughton town, Mass. Walpole town, Mass. Wellesley town, Mass. Westwood town, Mass. Weymouth town, Mass. Wrentham town, Mass.  Plymouth County, Mass. (part) Abington town, Mass. Duxbury town, Mass. Hanover town, Mass. Hanson town, Mass. Hingham town, Mass.  Hull town, Mass. Kingston town, Mass. Marshfield town, Mass. Norwell town, Mass. Pembroke town, Mass. Rockland town, Mass. Scituate town, Mass.  Suffolk County, Mass. Boston city, Mass. Chelsea city, Mass. Revere city, Mass. Winthrop town, Mass.  <b>Bradenton, Fla.</b> Manatee County, Fla.</p> <p><b>Bremerton, Wash.<sup>1</sup></b> Kitsap County, Wash.</p> <p><b>Bridgeport, Conn.</b> Fairfield County, Conn. (part) Bridgeport city, Conn. Easton town, Conn. Fairfield town, Conn. Monroe town, Conn. Shelton city, Conn. Stratford town, Conn. Trumbull town, Conn.  New Haven County, Conn. (part) Derby city, Conn. Milford city, Conn. Milford town balance, Conn.<sup>3</sup> Woodmont borough, Conn.<sup>3</sup></p> <p><b>Bristol, Conn.</b> Hartford County, Conn. (part) Bristol city, Conn. Burlington town, Conn.  Litchfield County, Conn. (part) Plymouth town, Conn.</p> <p><b>Brockton, Mass.</b> Bristol County, Mass. (part) Easton town, Mass.  Norfolk County, Mass. (part) Avon town, Mass.  Plymouth County, Mass. (part) Bridgewater town, Mass. Brockton city, Mass. East Bridgewater town, Mass. Halifax town, Mass. West Bridgewater town, Mass. Whitman town, Mass.</p> <p><b>Brownsville-Harlingen-San Benito, Tex.</b> Cameron County, Tex.</p> <p><b>Bryan-College Station, Tex.</b> Brazos County, Tex.</p> <p><b>Buffalo, N.Y.</b> Erie County, N.Y. Niagara County, N.Y.</p> <p><b>Burlington, N.C.</b> Alamance County, N.C.</p> <p><b>Burlington, Vt.<sup>1</sup></b> Chittenden County, Vt. (part) Burlington city, Vt. Charlotte town, Vt. Colchester town, Vt. Essex Junction village, Vt. Essex town balance, Vt.</p>

See footnotes at end of appendix.



# Standard Metropolitan Statistical Areas—Con.

SMSA and definition	SMSA and definition	SMSA and definition
<p><b>Burlington, Vt.</b><sup>1</sup>—Con. Chittenden County, Vt. (part)—Con. Hinesburg town, Vt. Jericho town, Vt. Jericho village, Vt. Milton town, Vt. Milton village, Vt.</p> <p>Richmond town, Vt. Richmond village, Vt. Shelburne town, Vt. South Burlington city, Vt. St. George town, Vt. Williston town, Vt. Winooski city, Vt.</p> <p>Franklin County, Vt. (part) Georgia town, Vt.</p> <p>Grand Isle County, Vt. (part) South Hero town, Vt.</p>	<p><b>Columbia, Mo.</b> Boone County, Mo.</p> <p><b>Columbia, S.C.</b> Lexington County, S.C. Richland County, S.C.</p> <p><b>Columbus, Ga.-Ala.</b> Russell County, Ala. Chattahoochee County, Ga. Muscogee County, Ga.<sup>4</sup></p> <p><b>Columbus, Ohio</b> Delaware County, Ohio Fairfield County, Ohio Franklin County, Ohio Madison County, Ohio Pickaway County, Ohio</p> <p><b>Corpus Christi, Tex.</b> Nueces County, Tex. San Patricio County, Tex.</p> <p><b>Cumberland, Md.-W. Va.</b><sup>1</sup> Allegany County, Md. Mineral County, W. Va.</p> <p><b>Dallas-Fort Worth, Tex.</b> Collin County, Tex. Dallas County, Tex. Denton County, Tex. Ellis County, Tex. Hood County, Tex.</p> <p>Johnson County, Tex. Kaufman County, Tex. Parker County, Tex. Rockwall County, Tex. Tarrant County, Tex. Wise County, Tex.</p> <p><b>Danbury, Conn.</b> Fairfield County, Conn. (part) Bethel town, Conn. Brookfield town, Conn. Danbury city, Conn. New Fairfield town, Conn. Newtown town, Conn. Redding town, Conn.</p> <p>Litchfield County, Conn. (part) New Milford town, Conn.</p> <p><b>Danville, Va.</b><sup>1</sup> Pittsylvania County, Va. Danville city, Va.<sup>2</sup></p> <p><b>Davenport-Rock Island-Moline, Iowa-Ill.</b> Henry County, Ill. Rock Island County, Ill. Scott County, Iowa</p> <p><b>Dayton, Ohio</b> Greene County, Ohio Miami County, Ohio Montgomery County, Ohio Preble County, Ohio</p> <p><b>Daytona Beach, Fla.</b> Volusia County, Fla.</p> <p><b>Decatur, Ill.</b> Macon County, Ill.</p> <p><b>Denver-Boulder, Colo.</b> Adams County, Colo. Arapahoe County, Colo. Boulder County, Colo. Denver County, Colo. Douglas County, Colo. Gilpin County, Colo. Jefferson County, Colo.</p> <p><b>Des Moines, Iowa</b> Polk County, Iowa Warren County, Iowa</p> <p><b>Detroit, Mich.</b> Lapeer County, Mich. Livingston County, Mich. Macomb County, Mich. Oakland County, Mich. St. Clair County, Mich. Wayne County, Mich.</p> <p><b>Dubuque, Iowa</b> Dubuque County, Iowa</p>	<p><b>Duluth-Superior, Minn.-Wis.</b> St. Louis County, Minn. Douglas County, Wis.</p> <p><b>Eau Claire, Wis.</b> Chippewa County, Wis. Eau Claire County, Wis.</p> <p><b>El Paso, Tex.</b> El Paso County, Tex.</p> <p><b>Elkhart, Ind.</b><sup>1</sup> Elkhart County, Ind.</p> <p><b>Elmira, N.Y.</b> Chemung County, N.Y.</p> <p><b>Enid, Okla.</b><sup>1</sup> Garfield County, Okla.</p> <p><b>Erle, Pa.</b> Erie County, Pa.</p> <p><b>Eugene-Springfield, Ore.</b> Lane County, Ore.</p> <p><b>Evansville, Ind.-Ky.</b> Gibson County, Ind. Posey County, Ind. Vanderburgh County, Ind. Warrick County, Ind. Henderson County, Ky.</p> <p><b>Fall River, Mass.-R.I.</b> Bristol County, Mass. (part) Dighton town, Mass. Fall River city, Mass. Somerset town, Mass. Swansea town, Mass. Westport town, Mass.</p> <p>Newport County, R.I. (part) Little Compton town, R.I. Portsmouth town, R.I. Tiverton town, R.I.</p> <p><b>Fargo-Moorhead, N. Dak.-Minn.</b> Clay County, Minn. Cass County, N. Dak.</p> <p><b>Fayetteville, N.C.</b> Cumberland County, N.C.</p> <p><b>Fayetteville-Springdale, Ark.</b> Benton County, Ark. Washington County, Ark.</p> <p><b>Fitchburg-Leominster, Mass.</b> Middlesex County, Mass. (part) Shirley town, Mass. Townsend town, Mass.</p> <p>Worcester County, Mass. (part) Fitchburg city, Mass. Leominster city, Mass. Lunenburg town, Mass. Westminster town, Mass.</p> <p><b>Flint, Mich.</b> Genesee County, Mich. Shiawassee County, Mich.</p> <p><b>Florence, Ala.</b> Colbert County, Ala. Lauderdale County, Ala.</p> <p><b>Florence, S.C.</b><sup>1</sup> Florence County, S.C.</p> <p><b>Fort Collins, Colo.</b> Larimer County, Colo.</p> <p><b>Fort Lauderdale-Hollywood, Fla.</b> Broward County, Fla.</p> <p><b>Fort Myers-Cape Coral, Fla.</b><sup>3</sup> Lee County, Fla.</p> <p><b>Fort Smith, Ark.-Okla.</b> Crawford County, Ark. Sebastian County, Ark. Le Flore County, Okla. Sequoyah County, Okla.</p> <p><b>Fort Walton Beach, Fla.</b><sup>1</sup> Okaloosa County, Fla.</p>
<p><b>Burlington, Vt.</b><sup>1</sup>—Con. Chittenden County, Vt. (part)—Con. Hinesburg town, Vt. Jericho town, Vt. Jericho village, Vt. Milton town, Vt. Milton village, Vt.</p> <p>Richmond town, Vt. Richmond village, Vt. Shelburne town, Vt. South Burlington city, Vt. St. George town, Vt. Williston town, Vt. Winooski city, Vt.</p> <p>Franklin County, Vt. (part) Georgia town, Vt.</p> <p>Grand Isle County, Vt. (part) South Hero town, Vt.</p>	<p><b>Columbia, Mo.</b> Boone County, Mo.</p> <p><b>Columbia, S.C.</b> Lexington County, S.C. Richland County, S.C.</p> <p><b>Columbus, Ga.-Ala.</b> Russell County, Ala. Chattahoochee County, Ga. Muscogee County, Ga.<sup>4</sup></p> <p><b>Columbus, Ohio</b> Delaware County, Ohio Fairfield County, Ohio Franklin County, Ohio Madison County, Ohio Pickaway County, Ohio</p> <p><b>Corpus Christi, Tex.</b> Nueces County, Tex. San Patricio County, Tex.</p> <p><b>Cumberland, Md.-W. Va.</b><sup>1</sup> Allegany County, Md. Mineral County, W. Va.</p> <p><b>Dallas-Fort Worth, Tex.</b> Collin County, Tex. Dallas County, Tex. Denton County, Tex. Ellis County, Tex. Hood County, Tex.</p> <p>Johnson County, Tex. Kaufman County, Tex. Parker County, Tex. Rockwall County, Tex. Tarrant County, Tex. Wise County, Tex.</p> <p><b>Danbury, Conn.</b> Fairfield County, Conn. (part) Bethel town, Conn. Brookfield town, Conn. Danbury city, Conn. New Fairfield town, Conn. Newtown town, Conn. Redding town, Conn.</p> <p>Litchfield County, Conn. (part) New Milford town, Conn.</p> <p><b>Danville, Va.</b><sup>1</sup> Pittsylvania County, Va. Danville city, Va.<sup>2</sup></p> <p><b>Davenport-Rock Island-Moline, Iowa-Ill.</b> Henry County, Ill. Rock Island County, Ill. Scott County, Iowa</p> <p><b>Dayton, Ohio</b> Greene County, Ohio Miami County, Ohio Montgomery County, Ohio Preble County, Ohio</p> <p><b>Daytona Beach, Fla.</b> Volusia County, Fla.</p> <p><b>Decatur, Ill.</b> Macon County, Ill.</p> <p><b>Denver-Boulder, Colo.</b> Adams County, Colo. Arapahoe County, Colo. Boulder County, Colo. Denver County, Colo. Douglas County, Colo. Gilpin County, Colo. Jefferson County, Colo.</p> <p><b>Des Moines, Iowa</b> Polk County, Iowa Warren County, Iowa</p> <p><b>Detroit, Mich.</b> Lapeer County, Mich. Livingston County, Mich. Macomb County, Mich. Oakland County, Mich. St. Clair County, Mich. Wayne County, Mich.</p> <p><b>Dubuque, Iowa</b> Dubuque County, Iowa</p>	<p><b>Duluth-Superior, Minn.-Wis.</b> St. Louis County, Minn. Douglas County, Wis.</p> <p><b>Eau Claire, Wis.</b> Chippewa County, Wis. Eau Claire County, Wis.</p> <p><b>El Paso, Tex.</b> El Paso County, Tex.</p> <p><b>Elkhart, Ind.</b><sup>1</sup> Elkhart County, Ind.</p> <p><b>Elmira, N.Y.</b> Chemung County, N.Y.</p> <p><b>Enid, Okla.</b><sup>1</sup> Garfield County, Okla.</p> <p><b>Erle, Pa.</b> Erie County, Pa.</p> <p><b>Eugene-Springfield, Ore.</b> Lane County, Ore.</p> <p><b>Evansville, Ind.-Ky.</b> Gibson County, Ind. Posey County, Ind. Vanderburgh County, Ind. Warrick County, Ind. Henderson County, Ky.</p> <p><b>Fall River, Mass.-R.I.</b> Bristol County, Mass. (part) Dighton town, Mass. Fall River city, Mass. Somerset town, Mass. Swansea town, Mass. Westport town, Mass.</p> <p>Newport County, R.I. (part) Little Compton town, R.I. Portsmouth town, R.I. Tiverton town, R.I.</p> <p><b>Fargo-Moorhead, N. Dak.-Minn.</b> Clay County, Minn. Cass County, N. Dak.</p> <p><b>Fayetteville, N.C.</b> Cumberland County, N.C.</p> <p><b>Fayetteville-Springdale, Ark.</b> Benton County, Ark. Washington County, Ark.</p> <p><b>Fitchburg-Leominster, Mass.</b> Middlesex County, Mass. (part) Shirley town, Mass. Townsend town, Mass.</p> <p>Worcester County, Mass. (part) Fitchburg city, Mass. Leominster city, Mass. Lunenburg town, Mass. Westminster town, Mass.</p> <p><b>Flint, Mich.</b> Genesee County, Mich. Shiawassee County, Mich.</p> <p><b>Florence, Ala.</b> Colbert County, Ala. Lauderdale County, Ala.</p> <p><b>Florence, S.C.</b><sup>1</sup> Florence County, S.C.</p> <p><b>Fort Collins, Colo.</b> Larimer County, Colo.</p> <p><b>Fort Lauderdale-Hollywood, Fla.</b> Broward County, Fla.</p> <p><b>Fort Myers-Cape Coral, Fla.</b><sup>3</sup> Lee County, Fla.</p> <p><b>Fort Smith, Ark.-Okla.</b> Crawford County, Ark. Sebastian County, Ark. Le Flore County, Okla. Sequoyah County, Okla.</p> <p><b>Fort Walton Beach, Fla.</b><sup>1</sup> Okaloosa County, Fla.</p>

See footnotes at end of appendix.

# Standard Metropolitan Statistical Areas—Con.

SMSA and definition	SMSA and definition	SMSA and definition
<p><b>Fort Wayne, Ind.</b> Adams County, Ind. Allen County, Ind. De Kalb County, Ind. Wells County, Ind.</p>	<p><b>Hartford, Conn.—Con.</b> Hartford County, Conn. (part)—Con. Simsbury town, Conn. South Windsor town, Conn. Suffield town, Conn. West Hartford town, Conn. Wethersfield town, Conn. Windsor Locks town, Conn. Windsor town, Conn.</p>	<p><b>Jersey City, N.J.</b> Hudson County, N.J.</p>
<p><b>Fresno, Calif.</b> Fresno County, Calif.</p>	<p>Litchfield County, Conn. (part) New Hartford town, Conn.</p>	<p><b>Johnson City-Kingsport-Bristol, Tenn.—Va.</b> Carter County, Tenn. Hawkins County, Tenn. Sullivan County, Tenn. Unicoi County, Tenn. Washington County, Tenn.</p>
<p><b>Gadsden, Ala.</b> Etowah County, Ala.</p>	<p>Middlesex County, Conn. (part) Cromwell town, Conn. East Hampton town, Conn. Portland town, Conn.</p>	<p>Scott County, Va. Washington County, Va. Bristol city, Va.<sup>2</sup></p>
<p><b>Gainesville, Fla.</b> Alachua County, Fla.</p>	<p>New London County, Conn. (part) Colchester borough, Conn. Colchester town balance, Conn.</p>	<p><b>Johnstown, Pa.</b> Cambria County, Pa. Somerset County, Pa.</p>
<p><b>Galveston-Texas City, Tex.</b> Galveston County, Tex.</p>	<p>Tolland County, Conn. (part) Andover town, Conn. Bolton town, Conn. Columbia town, Conn. Coventry town, Conn. Ellington town, Conn.</p>	<p><b>Joplin, Mo.<sup>1</sup></b> Jasper County, Mo. Newton County, Mo.</p>
<p><b>Gary-Hammond-East Chicago, Ind.</b> Lake County, Ind. Porter County, Ind.</p>	<p>Hebron town, Conn. Stafford Springs borough, Conn. Stafford town balance, Conn. Tolland town, Conn. Vernon town, Conn. Willington town, Conn.</p>	<p><b>Kalamazoo-Portage, Mich.</b> Kalamazoo County, Mich. Van Buren County, Mich.</p>
<p><b>Glens Falls, N.Y.<sup>1</sup></b> Warren County, N.Y. Washington County, N.Y.</p>	<p><b>Hickory, N.C.<sup>1</sup></b> Alexander County, N.C. Catawba County, N.C.</p>	<p><b>Kankakee, Ill.</b> Kankakee County, Ill.</p>
<p><b>Grand Forks, N. Dak.-Minn.</b> Polk County, Minn. Grand Forks County, N. Dak.</p>	<p><b>Honolulu, Hawaii</b> Honolulu County, Hawaii</p>	<p><b>Kansas City, Mo.-Kans.</b> Johnson County, Kans. Wyandotte County, Kans. Cass County, Mo. Clay County, Mo. Jackson County, Mo. Platte County, Mo. Ray County, Mo.</p>
<p><b>Grand Rapids, Mich.</b> Kent County, Mich. Ottawa County, Mich.</p>	<p><b>Houston, Tex.</b> Brazoria County, Tex. Fort Bend County, Tex. Harris County, Tex. Liberty County, Tex. Montgomery County, Tex. Waller County, Tex.</p>	<p><b>Kenosha, Wis.</b> Kenosha County, Wis.</p>
<p><b>Great Falls, Mont.</b> Cascade County, Mont.</p>	<p><b>Huntington-Ashland, W. Va.-Ky.-Ohio</b> Boyd County, Ky. Greenup County, Ky. Lawrence County, Ohio Cabell County, W. Va. Wayne County, W. Va.</p>	<p><b>Killeen-Temple, Tex.</b> Bell County, Tex. Coryell County, Tex.</p>
<p><b>Greeley, Colo.</b> Weld County, Colo.</p>	<p><b>Huntsville, Ala.</b> Limestone County, Ala. Madison County, Ala. Marshall County, Ala.</p>	<p><b>Knoxville, Tenn.</b> Anderson County, Tenn. Blount County, Tenn. Knox County, Tenn. Union County, Tenn.</p>
<p><b>Green Bay, Wis.</b> Brown County, Wis.</p>	<p><b>Indianapolis, Ind.</b> Boone County, Ind. Hamilton County, Ind. Hancock County, Ind. Hendricks County, Ind. Johnson County, Ind.</p>	<p><b>Kokomo, Ind.</b> Howard County, Ind. Tipton County, Ind.</p>
<p><b>Greensboro-Winston-Salem-High Point, N.C.</b> Davidson County, N.C. Forsyth County, N.C. Guilford County, N.C. Randolph County, N.C. Stokes County, N.C. Yadkin County, N.C.</p>	<p>Marion County, Ind. Morgan County, Ind. Shelby County, Ind.</p>	<p><b>La Crosse, Wis.</b> La Crosse County, Wis.</p>
<p><b>Greenville-Spartanburg, S.C.</b> Greenville County, S.C. Pickens County, S.C. Spartanburg County, S.C.</p>	<p><b>Iowa City, Iowa<sup>1</sup></b> Johnson County, Iowa</p>	<p><b>Lafayette, La.</b> Lafayette Parish, La.</p>
<p><b>Hagerstown, Md.<sup>1</sup></b> Washington County, Md.</p>	<p><b>Jackson, Mich.</b> Jackson County, Mich.</p>	<p><b>Lafayette-West Lafayette, Ind.</b> Tippecanoe County, Ind.</p>
<p><b>Hamilton-Middletown, Ohio</b> Butler County, Ohio</p>	<p><b>Jackson, Miss.</b> Hinds County, Miss. Rankin County, Miss.</p>	<p><b>Lake Charles, La.</b> Calcasieu Parish, La.</p>
<p><b>Harrisburg, Pa.</b> Cumberland County, Pa. Dauphin County, Pa. Perry County, Pa.</p>	<p><b>Jacksonville, Fla.</b> Baker County, Fla. Clay County, Fla. Duval County, Fla. Nassau County, Fla. St. Johns County, Fla.</p>	<p><b>Lakeland-Winter Haven, Fla.</b> Polk County, Fla.</p>
<p><b>Hartford, Conn.</b> Hartford County, Conn. (part) Avon town, Conn. Bloomfield town, Conn. Canton town, Conn. East Granby town, Conn. East Hartford town, Conn.</p>	<p><b>Jacksonville, N.C.<sup>1</sup></b> Onslow County, N.C.</p>	<p><b>Lancaster, Pa.</b> Lancaster County, Pa.</p>
<p>East Windsor town, Conn. Enfield town, Conn. Farmington town, Conn. Glastonbury town, Conn. Granby town, Conn.</p>	<p><b>Janesville-Beloit, Wis.<sup>1</sup></b> Rock County, Wis.</p>	<p><b>Lansing-East Lansing, Mich.</b> Clinton County, Mich. Eaton County, Mich. Ingham County, Mich. Ionia County, Mich.</p>
<p>Hartford city, Conn. Manchester town, Conn. Marlborough town, Conn. Newington town, Conn. Rocky Hill town, Conn.</p>		<p><b>Laredo, Tex.</b> Webb County, Tex.</p>
		<p><b>Las Cruces, N. Mex.<sup>1</sup></b> Dona Ana County, N. Mex.</p>
		<p><b>Las Vegas, Nev.</b> Clark County, Nev.</p>
		<p><b>Lawrence, Kans.</b> Douglas County, Kans.</p>

See footnotes at end of appendix.



# Standard Metropolitan Statistical Areas—Con.

SMSA and definition	SMSA and definition	SMSA and definition
<p><b>Lawrence-Haverhill, Mass.-N.H.</b> Essex County, Mass. (part) Amesbury town, Mass. Andover town, Mass. Georgetown town, Mass. Groveland town, Mass. Haverhill city, Mass.</p> <p>Lawrence city, Mass. Merrimac town, Mass. Methuen town, Mass. North Andover town, Mass. Salisbury town, Mass. West Newbury town, Mass.</p> <p>Rockingham County, N.H. (part) Atkinson town, N.H. Hampstead town, N.H. Kingston town, N.H. Newton town, N.H. Plaistow town, N.H. Salem town, N.H. Windham town, N.H.</p>	<p><b>Macon, Ga.</b> Bibb County, Ga. Houston County, Ga. Jones County, Ga. Twiggs County, Ga.</p> <p><b>Madison, Wis.</b> Dane County, Wis.</p> <p><b>Manchester, N.H.</b> Hillsborough County, N.H. (part) Bedford town, N.H. Goffstown town, N.H. Manchester city, N.H.</p> <p>Merrimack County, N.H. (part) Allenstown town, N.H. Hooksett town, N.H. Pembroke town, N.H.</p> <p>Rockingham County, N.H. (part) Derry town, N.H. Londonderry town, N.H.</p>	<p><b>Nashua, N.H.</b> Hillsborough County, N.H. (part) Amherst town, N.H. Hudson town, N.H. Merrimack town, N.H. Milford town, N.H. Nashua city, N.H.</p> <p><b>Nashville-Davidson, Tenn.</b> Cheatham County, Tenn. Davidson County, Tenn. Dickson County, Tenn. Robertson County, Tenn. Rutherford County, Tenn.</p> <p>Sumner County, Tenn. Williamson County, Tenn. Wilson County, Tenn.</p>
<p><b>Lawton, Okla.</b> Comanche County, Okla.</p>	<p><b>Mansfield, Ohio</b> Richland County, Ohio</p>	<p><b>Nassau-Suffolk, N.Y.</b> Nassau County, N.Y. Suffolk County, N.Y.</p>
<p><b>Lewiston-Auburn, Maine</b> Androscoggin County, Maine (part) Auburn city, Maine Lewiston city, Maine Lisbon town, Maine</p>	<p><b>McAllen-Pharr-Edinburg, Tex.</b> Hidalgo County, Tex.</p>	<p><b>New Bedford, Mass.</b> Bristol County, Mass. (part) Acushnet town, Mass. Dartmouth town, Mass. Fairhaven town, Mass. Freetown town, Mass. New Bedford city, Mass.</p>
<p><b>Lexington-Fayette, Ky.</b> Bourbon County, Ky. Clark County, Ky. Fayette County, Ky. Jessamine County, Ky. Scott County, Ky. Woodford County, Ky.</p>	<p><b>Medford, Oreg.<sup>1</sup></b> Jackson County, Oreg.</p>	<p>Plymouth County, Mass. (part) Lakeville town, Mass. Marion town, Mass. Mattapoisett town, Mass.</p>
<p><b>Lima, Ohio</b> Allen County, Ohio Auglaize County, Ohio Putnam County, Ohio Van Wert County, Ohio</p>	<p><b>Meibourne-Titusville-Cocoa, Fla.</b> Brevard County, Fla.</p>	<p><b>New Britain, Conn.</b> Hartford County, Conn. (part) Berlin town, Conn. New Britain city, Conn. Plainville town, Conn. Southington town, Conn.</p>
<p><b>Lincoln, Nebr.</b> Lancaster County, Nebr.</p>	<p><b>Memphis, Tenn.-Ark.-Miss.</b> Crittenden County, Ark. De Soto County, Miss. Shelby County, Tenn. Tipton County, Tenn.</p>	<p><b>New Brunswick-Perth Amboy-Sayreville, N.J.</b> Middlesex County, N.J.</p>
<p><b>Little Rock-North Little Rock, Ark.</b> Pulaski County, Ark. Saline County, Ark.</p>	<p><b>Meriden, Conn.</b> New Haven County, Conn. (part) Meriden city, Conn.</p>	<p><b>New Haven-West Haven, Conn.</b> Middlesex County, Conn. (part) Clinton town, Conn.</p>
<p><b>Long Branch-Asbury Park, N.J.</b> Monmouth County, N.J.</p>	<p><b>Miami, Fla.</b> Dade County, Fla.</p>	<p>New Haven County, Conn. (part) Bethany town, Conn. Branford town, Conn. East Haven town, Conn. Guilford town, Conn. Hamden town, Conn.</p>
<p><b>Longview-Marshall, Tex.<sup>4</sup></b> Gregg County, Tex. Harrison County, Tex.</p>	<p><b>Midland, Tex.</b> Midland County, Tex.</p>	<p>Madison town, Conn. New Haven city, Conn. North Branford town, Conn. North Haven town, Conn. Orange town, Conn.</p>
<p><b>Lorain-Elyria, Ohio</b> Lorain County, Ohio</p>	<p><b>Midwaukee, Wis.</b> Milwaukee County, Wis. Ozaukee County, Wis. Washington County, Wis. Waukesha County, Wis.</p>	<p>Wallingford town, Conn. West Haven city, Conn. Woodbridge town, Conn.</p>
<p><b>Los Angeles-Long Beach, Calif.</b> Los Angeles County, Calif.</p>	<p><b>Minneapolis-St. Paul, Minn.-Wis.</b> Anoka County, Minn. Carver County, Minn. Chisago County, Minn. Dakota County, Minn. Hennepin County, Minn.</p>	<p><b>New London-Norwich, Conn.-R.I.</b> Middlesex County, Conn. (part) Fenwick borough, Conn.<sup>7</sup> Old Saybrook town, Conn.</p>
<p><b>Louisville, Ky.-Ind.</b> Clark County, Ind. Floyd County, Ind. Bullitt County, Ky. Jefferson County, Ky. Oldham County, Ky.</p>	<p>Ramsey County, Minn. Scott County, Minn. Washington County, Minn. Wright County, Minn. St. Croix County, Wis.</p>	<p>New London County, Conn. (part) Bozrah town, Conn. East Lyme town, Conn. Griswold town balance, Conn. Groton city, Conn. Groton town balance, Conn.</p>
<p><b>Lowell, Mass.-N.H.</b> Middlesex County, Mass. (part) Billerica town, Mass. Chelmsford town, Mass. Dracut town, Mass. Lowell city, Mass. Tewksbury town, Mass. Tyngsborough town, Mass. Westford town, Mass.</p>	<p><b>Mobile, Ala.</b> Baldwin County, Ala. Mobile County, Ala.</p>	<p>Jewett City borough, Conn. Ledyard town, Conn. Lisbon town, Conn. Montville town, Conn. New London city, Conn.</p>
<p>Hillsborough County, N.H. (part) Pelham town, N.H.</p>	<p><b>Modesto, Calif.</b> Stanislaus County, Calif.</p>	
<p><b>Lubbock, Tex.</b> Lubbock County, Tex.</p>	<p><b>Monroe, La.</b> Ouachita Parish, La.</p>	
<p><b>Lynchburg, Va.</b> Amherst County, Va. Appomattox County, Va. Campbell County, Va. Lynchburg city, Va.<sup>2</sup></p>	<p><b>Montgomery, Ala.</b> Autauga County, Ala. Elmore County, Ala. Montgomery County, Ala.</p>	
	<p><b>Muncie, Ind.</b> Delaware County, Ind.</p>	
	<p><b>Muskegon-Norton Shores-Muskegon Heights, Mich.</b> Muskegon County, Mich. Oceana County, Mich.</p>	

See footnotes at end of appendix.

# Standard Metropolitan Statistical Areas—Con.

SMSA and definition	SMSA and definition	SMSA and definition
<p><b>New London-Norwich, Conn.-R.I.—Con.</b>            New London County, Conn. (part)—Con.            Norwich city, Conn.            Old Lyme town, Conn.            Preston town, Conn.            Sprague town, Conn.            Stonington town, Conn.            Waterford town, Conn.</p> <p>Washington County, R.I. (part)            Hopkinton town, R.I.            Westerly town, R.I.</p>	<p><b>Orlando, Fla.</b>            Orange County, Fla.            Osceola County, Fla.            Seminole County, Fla.</p> <p><b>Owensboro, Ky.</b>            Daviess County, Ky.</p> <p><b>Oxnard-Simi Valley-Ventura, Calif.</b>            Ventura County, Calif.</p>	<p><b>Portland, Maine—Con.</b>            Cumberland County, Maine (part)—Con.            Portland city, Maine            Scarborough town, Maine            South Portland city, Maine            Westbrook city, Maine            Windham town, Maine            Yarmouth town, Maine</p> <p>York County, Maine (part)            Old Orchard Beach town, Maine            Saco city, Maine</p>
<p><b>New Orleans, La.</b>            Jefferson Parish, La.            Orleans Parish, La.            St. Bernard Parish, La.            St. Tammany Parish, La.</p>	<p><b>Panama City, Fla.</b>            Bay County, Fla.</p>	<p><b>Portland, Oreg.-Wash.</b>            Clackamas County, Oreg.            Multnomah County, Oreg.            Washington County, Oreg.            Clark County, Wash.</p>
<p><b>New York, N.Y.-N.J.</b>            Bergen County, N.J.            Bronx County, N.Y.            Kings County, N.Y.            New York County, N.Y.            Putnam County, N.Y.</p> <p>Queens County, N.Y.            Richmond County, N.Y.            Rockland County, N.Y.            Westchester County, N.Y.</p>	<p><b>Parkersburg-Marletta, W. Va.-Ohio</b>            Washington County, Ohio            Wirt County, W. Va.            Wood County, W. Va.</p>	<p><b>Portsmouth-Dover-Rochester, N.H.-Maine<sup>1</sup></b>            York County, Maine (part)            Berwick town, Maine            Eliot town, Maine            Kittery town, Maine            South Berwick town, Maine            York town, Maine</p>
<p><b>Newark, N.J.</b>            Essex County, N.J.            Morris County, N.J.            Somerset County, N.J.            Union County, N.J.</p>	<p><b>Pascagoula-Moss Point, Miss.</b>            Jackson County, Miss.</p>	<p>Rockingham County, N.H. (part)            Greenland town, N.H.            Hampton town, N.H.            New Castle town, N.H.            Newfields town, N.H.            Newington town, N.H.</p> <p>Newmarket town, N.H.            North Hampton town, N.H.            Portsmouth city, N.H.            Rye town, N.H.</p>
<p><b>Newark, Ohio<sup>1</sup></b>            Licking County, Ohio</p>	<p><b>Paterson-Clifton-Passaic, N.J.</b>            Passaic County, N.J.</p>	<p>Strafford County, N.H. (part)            Barrington town, N.H.            Dover city, N.H.            Durham town, N.H.            Farmington town, N.H.            Lee town, N.H.</p> <p>Madbury town, N.H.            Rochester city, N.H.            Rollinsford town, N.H.            Somersworth city, N.H.</p>
<p><b>Newburgh-Middletown, N.Y.<sup>1</sup></b>            Orange County, N.Y.</p>	<p><b>Pensacola, Fla.</b>            Escambia County, Fla.            Santa Rosa County, Fla.</p>	<p><b>Poughkeepsie, N.Y.</b>            Dutchess County, N.Y.</p>
<p><b>Newport News-Hampton, Va.</b>            Gloucester County, Va.            James City County, Va.            York County, Va.            Hampton city, Va.<sup>2</sup>            Newport News city, Va.<sup>2</sup>            Poquoson city, Va.<sup>2</sup>            Williamsburg city, Va.<sup>2</sup></p>	<p><b>Peoria, Ill.</b>            Peoria County, Ill.            Tazewell County, Ill.            Woodford County, Ill.</p>	<p><b>Providence-Warwick-Pawtucket, R.I.-Mass.</b>            Bristol County, Mass. (part)            Attleboro city, Mass.            North Attleborough town, Mass.            Norton town, Mass.            Rehoboth town, Mass.            Seekonk town, Mass.</p>
<p><b>Norfolk-Virginia Beach-Portsmouth, Va.-N.C.</b>            Currituck County, N.C.            Chesapeake city, Va.<sup>2</sup>            Norfolk city, Va.<sup>2</sup>            Portsmouth city, Va.<sup>2</sup>            Suffolk city, Va.<sup>2</sup>            Virginia Beach city, Va.<sup>2</sup></p>	<p><b>Petersburg-Colonial Heights-Hopewell, Va.</b>            Dinwiddie County, Va.            Prince George County, Va.            Colonial Heights city, Va.<sup>2</sup>            Hopewell city, Va.<sup>2</sup>            Petersburg city, Va.<sup>2</sup></p>	<p>Norfolk County, Mass. (part)            Plainville town, Mass.</p> <p>Worcester County, Mass. (part)            Blackstone town, Mass.            Millville town, Mass.</p>
<p><b>Northeast Pennsylvania</b>            Lackawanna County, Pa.            Luzerne County, Pa.            Monroe County, Pa.</p>	<p><b>Philadelphia, Pa.-N.J.</b>            Burlington County, N.J.            Camden County, N.J.            Gloucester County, N.J.            Bucks County, Pa.            Chester County, Pa.</p> <p>Delaware County, Pa.            Montgomery County, Pa.            Philadelphia County, Pa.</p>	<p>Bristol County, R.I.            Barrington town, R.I.            Bristol town, R.I.            Warren town, R.I.</p>
<p><b>Norwalk, Conn.</b>            Fairfield County, Conn. (part)            Norwalk city, Conn.            Weston town, Conn.            Westport town, Conn.            Wilton town, Conn.</p>	<p><b>Phoenix, Ariz.</b>            Maricopa County, Ariz.</p>	<p>Kent County, R.I. (part)            Coventry town, R.I.            East Greenwich town, R.I.            Warwick city, R.I.            West Warwick town, R.I.</p>
<p><b>Ocala, Fla.<sup>1</sup></b>            Marion County, Fla.</p>	<p><b>Pine Bluff, Ark.</b>            Jefferson County, Ark.</p>	<p>Newport County, R.I. (part)            Jamestown town, R.I.</p>
<p><b>Odessa, Tex.</b>            Ector County, Tex.</p>	<p><b>Pittsburgh, Pa.</b>            Allegheny County, Pa.            Beaver County, Pa.            Washington County, Pa.            Westmoreland County, Pa.</p>	<p>Providence County, R.I. (part)            Burrillville town, R.I.            Central Falls city, R.I.            Cranston city, R.I.            Cumberland town, R.I.            East Providence city, R.I.</p>
<p><b>Oklahoma City, Okla.</b>            Canadian County, Okla.            Cleveland County, Okla.            McClain County, Okla.            Oklahoma County, Okla.            Pottawatomie County, Okla.</p>	<p><b>Pittsfield, Mass.</b>            Berkshire County, Mass. (part)            Adams town, Mass.            Cheshire town, Mass.            Dalton town, Mass.            Lanesborough town, Mass.            Lee town, Mass.</p> <p>Lenox town, Mass.            Pittsfield city, Mass.            Stockbridge town, Mass.</p>	<p>Johnston town, R.I.            Lincoln town, R.I.            North Providence town, R.I.            North Smithfield town, R.I.            Pawtucket city, R.I.</p>
<p><b>Olympia, Wash.<sup>1</sup></b>            Thurston County, Wash.</p>	<p><b>Portland, Maine</b>            Cumberland County, Maine (part)            Cape Elizabeth town, Maine            Cumberland town, Maine            Falmouth town, Maine            Freeport town, Maine            Gorham town, Maine</p>	
<p><b>Omaha, Nebr.-Iowa</b>            Pottawattamie County, Iowa            Douglas County, Nebr.            Sarpy County, Nebr.</p>		

See footnotes at end of appendix.



# Standard Metropolitan Statistical Areas—Con.

SMSA and definition	SMSA and definition	SMSA and definition
<p><b>Providence-Warwick-Pawtucket, R.I.-Mass.—Con.</b> Providence County, R.I. (part)—Con. Providence city, R.I. Scituate town, R.I. Smithfield town, R.I. Woonsocket city, R.I.</p> <p>Washington County, R.I. (part) Narragansett town, R.I. North Kingstown town, R.I. South Kingstown town, R.I.</p>	<p><b>St. Louis, Mo.-Ill.</b> Clinton County, Ill. Madison County, Ill. Monroe County, Ill. St. Clair County, Ill. Franklin County, Mo.</p> <p>Jefferson County, Mo. St. Charles County, Mo. St. Louis County, Mo. St. Louis city, Mo.<sup>2</sup></p>	<p><b>Springfield, Ill.</b> Menard County, Ill. Sangamon County, Ill.</p>
<p><b>Provo-Orem, Utah</b> Utah County, Utah</p>	<p><b>Salem, Oreg.</b> Marion County, Oreg. Polk County, Oreg.</p>	<p><b>Springfield, Mo.</b> Christian County, Mo. Greene County, Mo.</p>
<p><b>Pueblo, Colo.</b> Pueblo County, Colo.</p>	<p><b>Sallinas-Seaside-Monterey, Calif.</b> Monterey County, Calif.</p>	<p><b>Springfield, Ohio</b> Champaign County, Ohio Clark County, Ohio</p>
<p><b>Racine, Wis.</b> Racine County, Wis.</p>	<p><b>Sallsbury-Concord, N.C.<sup>1</sup></b> Cabarrus County, N.C. Rowan County, N.C.</p>	<p><b>Springfield-Chicopee-Holyoke, Mass.-Conn.</b> Tolland County, Conn. (part) Somers town, Conn.</p>
<p><b>Raleigh-Durham, N.C.</b> Durham County, N.C. Orange County, N.C. Wake County, N.C.</p>	<p><b>Salt Lake City-Ogden, Utah</b> Davis County, Utah Salt Lake County, Utah Tooele County, Utah Weber County, Utah</p>	<p>Hampden County, Mass. (part) Agawam town, Mass. Chicopee city, Mass. East Longmeadow town, Mass. Hampden town, Mass. Holyoke city, Mass.</p>
<p><b>Reading, Pa.</b> Berks County, Pa.</p>	<p><b>San Angelo, Tex.</b> Tom Green County, Tex.</p>	<p>Longmeadow town, Mass. Ludlow town, Mass. Monson town, Mass. Palmer town, Mass. Southwick town, Mass.</p>
<p><b>Redding, Calif.<sup>1</sup></b> Shasta County, Calif.</p>	<p><b>San Antonio, Tex.</b> Bexar County, Tex. Comal County, Tex. Guadalupe County, Tex.</p>	<p>Springfield city, Mass. West Springfield town, Mass. Westfield city, Mass. Wilbraham town, Mass.</p>
<p><b>Reno, Nev.</b> Washoe County, Nev.</p>	<p><b>San Diego, Calif.</b> San Diego County, Calif.</p>	<p>Hampshire County, Mass. (part) Belchertown town, Mass. Easthampton town, Mass. Granby town, Mass. Hadley town, Mass. Hatfield town, Mass.</p>
<p><b>Richland-Kennewick-Pasco, Wash.<sup>2</sup></b> Benton County, Wash. Franklin County, Wash.</p>	<p><b>San Francisco-Oakland, Calif.</b> Alameda County, Calif. Contra Costa County, Calif. Marin County, Calif. San Francisco County, Calif. San Mateo County, Calif.</p>	<p>Northampton city, Mass. South Hadley town, Mass. Southampton town, Mass.</p>
<p><b>Richmond, Va.</b> Charles City County, Va. Chesterfield County, Va. Goochland County, Va. Hanover County, Va. Henrico County, Va.</p> <p>New Kent County, Va. Powhatan County, Va. Richmond city, Va.<sup>2</sup></p>	<p><b>San Jose, Calif.</b> Santa Clara County, Calif.</p>	<p>Worcester County, Mass. (part) Warren town, Mass.</p>
<p><b>Riverside-San Bernardino-Ontario, Calif.</b> Riverside County, Calif. San Bernardino County, Calif.</p>	<p><b>Santa Barbara-Santa Maria-Lompoc, Calif.</b> Santa Barbara County, Calif.</p>	<p><b>Stamford, Conn.</b> Fairfield County, Conn. (part) Darien town, Conn. Greenwich town, Conn. New Canaan town, Conn. Stamford city, Conn.</p>
<p><b>Roanoke, Va.</b> Botetourt County, Va. Craig County, Va. Roanoke County, Va. Roanoke city, Va.<sup>2</sup> Salem city, Va.<sup>2</sup></p>	<p><b>Santa Cruz, Calif.</b> Santa Cruz County, Calif.</p>	<p><b>State College, Pa.<sup>1</sup></b> Centre County, Pa.</p>
<p><b>Rochester, Minn.</b> Olmsted County, Minn.</p>	<p><b>Santa Rosa, Calif.</b> Sonoma County, Calif.</p>	<p><b>Staubenville-Wellton, Ohio-W. Va.</b> Jefferson County, Ohio Brooke County, W. Va. Hancock County, W. Va.</p>
<p><b>Rochester, N.Y.</b> Livingston County, N.Y. Monroe County, N.Y. Ontario County, N.Y. Orleans County, N.Y. Wayne County, N.Y.</p>	<p><b>Sarasota, Fla.</b> Sarasota County, Fla.</p>	<p><b>Stockton, Calif.</b> San Joaquin County, Calif.</p>
<p><b>Rockford, Ill.</b> Boone County, Ill. Winnebago County, Ill.</p>	<p><b>Savannah, Ga.</b> Bryan County, Ga. Chatham County, Ga. Effingham County, Ga.</p>	<p><b>Syracuse, N.Y.</b> Madison County, N.Y. Onondaga County, N.Y. Oswego County, N.Y.</p>
<p><b>Rock Hill, S.C.<sup>1</sup></b> York County, S.C.</p>	<p><b>Seattle-Everett, Wash.</b> King County, Wash. Snohomish County, Wash.</p>	<p><b>Tacoma, Wash.</b> Pierce County, Wash.</p>
<p><b>Sacramento, Calif.</b> Placer County, Calif. Sacramento County, Calif. Yolo County, Calif.</p>	<p><b>Sharon, Pa.<sup>1</sup></b> Mercer County, Pa.</p>	<p><b>Tallahassee, Fla.</b> Leon County, Fla. Wakulla County, Fla.</p>
<p><b>Saginaw, Mich.</b> Saginaw County, Mich.</p>	<p><b>Sheboygan, Wis.<sup>1</sup></b> Sheboygan County, Wis.</p>	<p><b>Tampa-St. Petersburg, Fla.</b> Hillsborough County, Fla. Pasco County, Fla. Pinellas County, Fla.</p>
<p><b>St. Cloud, Minn.</b> Benton County, Minn. Sherburne County, Minn. Stearns County, Minn.</p>	<p><b>Sherman-Denison, Tex.</b> Grayson County, Tex.</p>	<p><b>Terre Haute, Ind.</b> Clay County, Ind. Sullivan County, Ind. Vermillion County, Ind. Vigo County, Ind.</p>
<p><b>St. Joseph, Mo.</b> Andrew County, Mo. Buchanan County, Mo.</p>	<p><b>Shreveport, La.</b> Bossier Parish, La. Caddo Parish, La. Webster Parish, La.</p>	<p><b>Texarkana, Tex.-Texarkana, Ark.</b> Little River County, Ark. Miller County, Ark. Bowie County, Tex.</p>
	<p><b>Sioux City, Iowa-Nebr.</b> Woodbury County, Iowa Dakota County, Nebr.</p>	
	<p><b>Sioux Falls, S. Dak.</b> Minnehaha County, S. Dak.</p>	
	<p><b>South Bend, Ind.</b> Marshall County, Ind. St. Joseph County, Ind.</p>	
	<p><b>Spokane, Wash.</b> Spokane County, Wash.</p>	

See footnotes at end of appendix.

## Standard Metropolitan Statistical Areas—Con.

SMSA and definition	SMSA and definition	SMSA and definition
<p><b>Toledo, Ohio-Mich.</b> Monroe County, Mich. Fulton County, Ohio Lucas County, Ohio Ottawa County, Ohio Wood County, Ohio</p> <p><b>Topeka, Kans.</b> Jefferson County, Kans. Osage County, Kans. Shawnee County, Kans.</p> <p><b>Trenton, N.J.</b> Mercer County, N.J.</p> <p><b>Tucson, Ariz.</b> Pima County, Ariz.</p> <p><b>Tulsa, Okla.</b> Creek County, Okla. Mayes County, Okla. Osage County, Okla. Rogers County, Okla. Tulsa County, Okla. Wagoner County, Okla.</p> <p><b>Tuscaloosa, Ala.</b> Tuscaloosa County, Ala.</p> <p><b>Tyler, Tex.</b> Smith County, Tex.</p> <p><b>Utica-Rome, N.Y.</b> Herkimer County, N.Y. Oneida County, N.Y.</p> <p><b>Vallejo-Fairfield-Napa, Calif.</b> Napa County, Calif. Solano County, Calif.</p> <p><b>Victoria, Tex.<sup>1</sup></b> Victoria County, Tex.</p> <p><b>Vineland-Miliville-Bridgeton, N.J.</b> Cumberland County, N.J.</p> <p><b>Visalia-Tulare-Porterville, Calif.<sup>1</sup></b> Tulare County, Calif.</p> <p><b>Waco, Tex.</b> McLennan County, Tex.</p>	<p><b>Washington, D.C.-Md.-Va.</b> Washington, D.C. Charles County, Md. Montgomery County, Md. Prince George's County, Md. Arlington County, Va.</p> <p>Fairfax County, Va. Loudoun County, Va. Prince William County, Va. Alexandria city, Va.<sup>2</sup> Fairfax city, Va.<sup>2</sup></p> <p>Falls Church city, Va.<sup>2</sup> Manassas city, Va.<sup>2</sup> Manassas Park city, Va.<sup>2</sup></p> <p><b>Waterbury, Conn.</b> Litchfield County, Conn. (part) Thomaston town, Conn. Watertown town, Conn. Woodbury town, Conn.</p> <p>New Haven County, Conn. (part) Beacon Falls town, Conn. Cheshire town, Conn. Middlebury town, Conn. Naugatuck borough, Conn. Prospect town, Conn.</p> <p>Southbury town, Conn. Waterbury city, Conn. Wolcott town, Conn.</p> <p><b>Waterloo-Cedar Falls, Iowa</b> Black Hawk County, Iowa</p> <p><b>Wausau, Wis.<sup>1</sup></b> Marathon County, Wis.</p> <p><b>West Palm Beach-Boca Raton, Fla.</b> Palm Beach County, Fla.</p> <p><b>Wheeling, W. Va.-Ohio</b> Belmont County, Ohio Marshall County, W. Va. Ohio County, W. Va.</p> <p><b>Wichita, Kans.</b> Butler County, Kans. Sedgwick County, Kans.</p>	<p><b>Wichita Falls, Tex.</b> Clay County, Tex. Wichita County, Tex.</p> <p><b>Williamsport, Pa.</b> Lycoming County, Pa.</p> <p><b>Wilmington, Del.-N.J.-Md.</b> New Castle County, Del. Cecil County, Md. Salem County, N.J.</p> <p><b>Wilmington, N.C.</b> Brunswick County, N.C. New Hanover County, N.C.</p> <p><b>Worcester, Mass.</b> Worcester County, Mass. (part) Auburn town, Mass. Berlin town, Mass. Boylston town, Mass. Brookfield town, Mass. Charlton town, Mass.</p> <p>East Brookfield town, Mass. Grafton town, Mass. Holden town, Mass. Leicester town, Mass. Millbury town, Mass.</p> <p>North Brookfield town, Mass. Northborough town, Mass. Northbridge town, Mass. Oxford town, Mass. Paxton town, Mass.</p> <p>Shrewsbury town, Mass. Spencer town, Mass. Sterling town, Mass. Sutton town, Mass. Upton town, Mass.</p> <p>Uxbridge town, Mass. Webster town, Mass. West Boylston town, Mass. Westborough town, Mass. Worcester city, Mass.</p> <p><b>Yakima, Wash.</b> Yakima County, Wash.</p> <p><b>York, Pa.</b> Adams County, Pa. York County, Pa.</p> <p><b>Youngstown-Warren, Ohio</b> Mahoning County, Ohio Trumbull County, Ohio</p> <p><b>Yuba City, Calif.<sup>1</sup></b> Sutter County, Calif. Yuba County, Calif.</p>

<sup>1</sup>New SMSA since 1977 Economic Censuses.

<sup>2</sup>Independent of any county and considered a county equivalent.

<sup>3</sup>Milford town balance and Woodmont borough added since 1977 Economic Censuses.

<sup>4</sup>Muscogee County has been reinstated as a county. It replaced the county equivalent record for the independent city of Columbus.

<sup>5</sup>1977 title was Fort Myers, Fla.

<sup>6</sup>1977 title was Longview, Tex.

<sup>7</sup>Fenwick borough added since 1977 Economic Censuses.

<sup>8</sup>1977 title was Richland-Kennewick, Wash.

## APPENDIX E, APPENDIX F, APPENDIX G, and APPENDIX H

[Not applicable]



# APPENDIX I.

## Hotels, Motels, and Other Lodging Places Reporting Forms



U.S. DEPARTMENT OF COMMERCE  
BUREAU OF THE CENSUS

FORM  
**CB-7001**

### 1982 CENSUS OF SERVICE INDUSTRIES

#### HOTELS AND MOTELS

O.M.B. APPROVAL NO. 0807-0383; EXPIRES 11/84

**NOTICE** - Response to this inquiry is required by law (title 13, U.S. Code). By the same law, your report to the Census Bureau is confidential. It may be seen only by sworn Census employees and may be used only for statistical purposes. The law also provides that copies retained in your files are immune from legal process.

Please complete this form and RETURN TO  
**BUREAU OF THE CENSUS**  
1201 East Tenth Street  
Jeffersonville, Indiana 47134

**DUE DATE: FEBRUARY 15, 1983**

If you cannot file by the due date, a time extension request should be sent to the above address; please include your 11-digit Census File Number (CFN).

**Note** - Please read the accompanying instructions before answering the questions.

In correspondence pertaining to this report please refer to this Census File Number (CFN) **Employer Identification (EI) Number**

CB-7001

**KEEP THIS COPY FOR YOUR FILES**

**PLEASE COMPLETE AND RETURN THE FORM WHICH SHOWS YOUR NAME AND ADDRESS**

Please correct errors in name, address, and ZIP code. ENTER street and number if not shown.

**Item 1 - EMPLOYER IDENTIFICATION NUMBER**  
Is the Employer Identification (EI) Number shown in the label the SAME as that used for this establishment on its latest 1982 Employer's Quarterly Federal Tax Return, Treasury Form 941?  
094  YES  NO - Enter current EI No. \_\_\_\_\_  
(9 digits)

**HOW TO REPORT DOLLAR FIGURES**

Value figures may be reported in dollars or rounded to thousands.	Mil- lions (000)	Thou- sands (000)	Dol- lars (000)
Example: If a figure is \$1,125,628, report either	1	125	628
	<i>Preferred</i>		
	<i>Acceptable</i>		

**Item 2 - PHYSICAL LOCATION OF ESTABLISHMENT**  
Answer Items a, b, c, and d  
**NOTE: P.O. boxes or rural routes are not physical locations.**

a.  Same as shown in mailing label. If different, indicate change.

NUMBER AND STREET \_\_\_\_\_  
CITY, TOWN, VILLAGE, ETC. \_\_\_\_\_ STATE \_\_\_\_\_ ZIP CODE \_\_\_\_\_

b. Is this establishment physically located inside the legal boundaries of the city, town, village, etc.?  
095  YES  NO  No legal boundaries  Don't know

c. Type of municipality where physically located  
096  City, village, or borough  Town or township  Other or don't know

d. Name of county where physically located \_\_\_\_\_

**Item 6 - DOLLAR VOLUME**  
**OPERATING RECEIPTS in 1982**  
*NOTE - Exclude sales, occupancy, or other taxes collected. Tax-exempt establishments should report total revenue, including contributions, gifts, grants, and investment income.*

	Mil.	Thou.	Ool.
010			

**Item 7 - PAYROLL AND EMPLOYMENT**

a. Payroll in 1982, before deductions

(1) Total ANNUAL payroll	Mil.	Thou.	Ool.
	030		
(2) FIRST QUARTER payroll			
	031		

b. Employment in 1982  
Number of paid employees for the pay period including March 12, 1982. (Include both full- and part-time employees.)  
032 \_\_\_\_\_

**Item 3 - OPERATIONAL STATUS**

a. How many months during 1982 did this firm or organization actively operate this establishment?  
Number of months: 002 \_\_\_\_\_

b. Mark (X) the ONE box which best describes this establishment at the end of 1982.

001  In operation  
2  Temporarily or seasonally inactive  
3  Ceased operation - Give date → \_\_\_\_\_  
4  Sold or leased to another operator - Give date at right → \_\_\_\_\_ AND enter name, etc., below

NAME OF NEW OWNER OR OPERATOR \_\_\_\_\_  
NUMBER AND STREET \_\_\_\_\_  
CITY \_\_\_\_\_ STATE \_\_\_\_\_ ZIP CODE \_\_\_\_\_

**Item 8 - KIND OF BUSINESS OR ACTIVITY**  
*Mark (X) the ONE box which best describes the activity that accounted for this establishment's MAJOR portion of receipts in 1982.*

Hotels, motels, and tourist courts

Hotel with 25 or more guestrooms . . . . .	<input type="checkbox"/> 701111	} Complete all items
Hotel with less than 25 guestrooms . . . . .	<input type="checkbox"/> 701121	
Recreational hotel (ski lodge, dude ranch, etc.) . . . . .	<input type="checkbox"/> 701112	
Motel . . . . .	<input type="checkbox"/> 701131	
Tourist court . . . . .	<input type="checkbox"/> 701132	
Motor hotel . . . . .	<input type="checkbox"/> 701141	} Complete all items
Organization hotel or lodging house, with rooms open to the general public	<input type="checkbox"/> 701113	

Other lodging places

Rooming and boarding house . . . . .	<input type="checkbox"/> 702101	} SKIP to Item 12
Sporting or recreational camp . . . . .	<input type="checkbox"/> 703205	
Trailer park and campground for transients . . . . .	<input type="checkbox"/> 703301	} SKIP to Item 13
Organization hotel or lodging house, on membership basis . . . . .	<input type="checkbox"/> 704103	

**Item 4 - ORGANIZATIONAL STATUS**  
*Mark (X) the ONE box which best describes this establishment during 1982.*

003  Individual proprietorship  Corporation  
 Partnership  Other - Specify \_\_\_\_\_  
 Government - Specify \_\_\_\_\_

Other kinds of activity or operation

Restaurant, including -

Hotel with 25 or more guestrooms . . . . .	<input type="checkbox"/> 701114	} Complete all items
Motel with 25 or more guestrooms . . . . .	<input type="checkbox"/> 701133	
Motor hotel with 25 or more guestrooms . . . . .	<input type="checkbox"/> 701142	
Less than 25 guestrooms (or none)	<input type="checkbox"/> 9501200	} SKIP to Item 13
Casino (gambling) with 25 or more guestrooms for lodging . . . . .	<input type="checkbox"/> 701115	
Casino (gambling) with less than 25 guestrooms for lodging . . . . .	<input type="checkbox"/> 799994	} SKIP to Item 13
Other kind of activity - Describe . . . . .	<input type="checkbox"/> 777777	

**Item 5 - TAX STATUS**

a. Is this establishment operated on a not-for-profit basis?  
005  YES  NO - SKIP to Item 6

b. Was all or part of the income of this establishment or organization exempt from Federal income taxes under section 501 or 521 of the Internal Revenue Code?  
004  YES  NO

PENALTY FOR FAILURE TO REPORT

CONTINUE ON PAGE 2 →

### Item 9 - SOURCES OF RECEIPTS

Receipts may be reported either in dollar figures (see example on page 1) or as a percent (in whole percents) of the total - see example

Please do NOT combine data for two or more detail lines. Estimates are acceptable.

Report in 9a receipts from guests for use of facilities operated by this establishment at this location. Exclude all sales, occupancy, or other taxes collected from customers. Neither the total of nor this establishment's share of the receipts from coin-operated machines operated by others on these premises is to be included in 9a; include the latter amount on line 9b. If other owners conduct business operations on these premises, include rental receipts from these businesses on line 9b.

**Line a(1)** - Report receipts from guestroom and unit rentals including those used for business purposes. Report rentals of public rooms on line a(7) and store rentals on line 9b.

**Lines a(1) and a(2)** - Establishments which include meals as part of their rates should estimate the data on lines a(1) and a(2) if book records are not kept.

**Line a(7)** - Report receipts from public room rentals and also receipts from guests for laundering, valet, checking, repairs, telephone, parking, and other services.

**Line b** - Report rentals and commission receipts from operators of leased departments, concessions, stores, and other rentals at this location not included in 9a. Also include here THIS ESTABLISHMENT'S SHARE of the receipts of coin-operated machines operated by OTHERS on these premises.

	Census use	If figure is 38.76% of total receipts:			Per cent
		Mil.	Thou.	Dol.	
		• Report whole percents			38.76
		Not acceptable			38.76
<b>a. Receipts from customers</b>	530	531			532
(1) Guestroom or unit rentals	121				
(2) Sales of meals and nonalcoholic beverages	122				
(3) Sales of alcoholic beverages (liquor, wine, and beer consumption on premises)	123				
(4) Sales of packaged liquor, wine, or beer	124				
(5) Sales of gasoline, oil, etc.	125				
(6) Sales of other merchandise	475				
(7) All other receipts from customers - Describe in item 14 if this is largest source of receipts.	485				
<b>(8) TOTAL - Should equal item 6 if reporting in dollars</b>	<b>490</b>				<b>100%</b>
<b>b. Receipts from other sources</b>	592	593			
		1 <input type="checkbox"/> YES			
		2 <input type="checkbox"/> NO			

### Item 10 - CHARACTERISTICS OF OPERATION

Mark (X) the ONE box which best describes the business covered by this report.

Own the lodging business. .... 594

Supply management AND nonmanagement personnel, but do not own the lodging business. .... 2

Own the lodging property (land or building), but neither own the business nor supply it with personnel. .... 3

Supply management services only. .... 4

Other - Specify ..... 5

### NOTE

Answer item 13 only if your Census File Number (CFN), shown in the address label of this report form, begins with a zero.

### Item 11 - GROUP MEMBERSHIP

Was this establishment a member of one of the following types of groups in 1982? 599

a. Franchise or co-ownership group carrying common name 1  YES  
2  NO

600

b. Other referral organization 1  YES  
2  NO

If "YES," to either (a) or (b) above, please furnish name of the group to which this establishment belongs.

Name \_\_\_\_\_

### Item 12 - NUMBER AND TYPE OF ACCOMMODATIONS DECEMBER 31, 1982

The number of guestrooms, units, or quarters consists of the number which can be rented as single units. Suites of rooms which cannot be subdivided should be counted as a single unit.

Number as of December 31, 1982

a. Number of rooms, units, or quarters, by type 595

(1) Primarily rented as transient guestrooms or units

596

(2) Primarily rented as residential quarters or units (occupied as one's primary residence)

597

(3) TOTAL - Sum of lines (1) and (2) 598

b. Were guestroom or unit rental receipts (item 9a(1) above) primarily (more than one-half) from transient guests? 1  YES  
2  NO

### Item 13 - OWNERSHIP, CONTROL, AND LOCATIONS OF OPERATION

a. Is this company owned or controlled by another company? ENTER OWNING OR CONTROLLING COMPANY NAME, ADDRESS, AND ZIP CODE

097 1  YES →  
2  NO

El No. (9 digits) [ ] [ ] [ ] [ ] [ ] [ ] [ ] [ ] [ ]

b. Does this company own or control any other company or companies? ENTER OWNED OR CONTROLLED COMPANY NAME, ADDRESS, AND ZIP CODE

098 1  YES →  
2  NO

El No. (9 digits) [ ] [ ] [ ] [ ] [ ] [ ] [ ] [ ] [ ]

c. How many establishments were operated under the El Number shown in the address label (or as corrected in item 1) at the end of 1982? 079

If more than one, provide the physical location address and other information indicated below for each establishment. Continue with same format in item 14 (or attach a separate sheet) if necessary.

	NAME, ADDRESS, AND ZIP CODE	1982		
		Mil.	Thou.	Dol.
1		081		
	Receipts			
	Annual payroll	082		
	KING-OF-BUSINESS DESCRIPTION	Census use	088	
2		081		
	Receipts			
	Annual payroll	082		
	KING-OF-BUSINESS DESCRIPTION	Census use	088	

### Item 14 - REMARKS

Please use this space for any explanations that may be essential in understanding your reported data.

### Item 15 - CERTIFICATION

This report is substantially accurate and has been prepared in accordance with instructions.

Period covered by this report FROM: Mo., Year TO: Mo., Year

Name of person to contact regarding this report - Print or type \_\_\_\_\_

Telephone \_\_\_\_\_ Area code \_\_\_\_\_ Number \_\_\_\_\_ Extension \_\_\_\_\_

Signature of authorized person \_\_\_\_\_ Date \_\_\_\_\_

FORM CB-7001

U.S. GOVERNMENT PRINTING OFFICE: 1982-559-111/37

I-2 APPENDIX I

SERVICE INDUSTRIES-INDUSTRY SERIES





**1982 CENSUS OF SERVICE INDUSTRIES**  
**MISCELLANEOUS LODGING PLACES**

O.M.B. APPROVAL NO. 0607-0383; EXPIRES 11/84

**NOTICE** - Response to this inquiry is required by law (Title 13, U.S. Code). By the same law, your report to the Census Bureau is confidential. It may be seen only by sworn Census employees and may be used only for statistical purposes. The law also provides that copies retained in your files are immune from legal process.

Please complete this form and RETURN TO  
**BUREAU OF THE CENSUS**  
1201 East Tenth Street  
Jeffersonville, Indiana 47134

**DUE DATE: FEBRUARY 15, 1983**

If you cannot file by the due date, a time extension request should be sent to the above address; please include your 11-digit Census File Number (CFN).

**Note** - Please read the accompanying instructions before answering the questions.

In correspondence pertaining to this report please refer to this Census File Number (CFN) Employer Identification (EI) Number

CB-7002

Please correct errors in name, address, and ZIP code. ENTER street end number if not shown.

**Item 1 - EMPLOYER IDENTIFICATION NUMBER**

Is the Employer Identification (EI) Number shown in the label the SAME as that used for this establishment on its latest 1982 Employer's Quarterly Federal Tax Return, Treasury Form 941?

094 1  YES 2  NO - Enter current EI No.

(9 digits)

**HOW TO REPORT DOLLAR FIGURES**

Value figures may be reported in dollars or rounded to thousands.

Example: If a figure is \$1,125,628, report either **1 125 628** (preferred) or **1 125 628** (acceptable)

Mil- lions (000)	Thou- sands (00)	Dol- lars (000)
1	125	628

**Item 2 - PHYSICAL LOCATION OF ESTABLISHMENT**

Answer items a, b, c, and d

**NOTE:** P.O. boxes or rural routes are not physical locations.

a.  Same as shown in mailing label. If different, indicate change.

NUMBER AND STREET

CITY, TOWN, VILLAGE, ETC. STATE ZIP CODE

b. Is this establishment physically located inside the legal boundaries of the city, town, village, etc.?

095 1  YES 2  NO 3  No legal boundaries 4  Don't know

c. Type of municipality where physically located

096 1  City, village, or borough 2  Town or township 3  Other or don't know

d. Name of county where physically located

**Item 6 - DOLLAR VOLUME**

If the answer to item 5b was "YES," skip to part b; otherwise, complete part a and skip to item 7.

a. **OPERATING RECEIPTS** of taxable establishments in 1982

Mil.	Thou.	001.
010		

b. **REVENUE AND EXPENSES** of tax-exempt establishments

(1) **REVENUE** in 1982

Mil.	Thou.	001.
010		

(2) **EXPENSES** in 1982 (Including payroll)

Mil.	Thou.	001.
030		

**Item 7 - PAYROLL AND EMPLOYMENT**

a. **Payroll** in 1982, before deductions

(1) **Total ANNUAL** payroll

Mil.	Thou.	001.
030		

(2) **FIRST QUARTER** payroll

Mil.	Thou.	001.
031		

b. **Employment** in 1982  
Number of paid employees for the pay period including March 12, 1982. (Include both full- and part-time employees.)

Number
032

**Item 3 - OPERATIONAL STATUS**

a. How many months during 1982 did this firm or organization actively operate this establishment?

Number of months

002

b. Mark (X) the **ONE** box which best describes this establishment at the end of 1982.

001 1  In operation  
2  Temporarily or seasonally inactive  
3  Ceased operation - Give date  
4  Sold or leased to another operator - Give date at right AND enter name, etc., below

Figures only

Month Day Year

NAME OF NEW OWNER OR OPERATOR

NUMBER AND STREET

CITY STATE ZIP CODE

**Item 4 - ORGANIZATIONAL STATUS**

Mark (X) the **ONE** box which best describes this establishment during 1982.

003 1  Individual proprietorship 0  Corporation  
2  Partnership 9  Other - Specify  
5  Government - Specify

**Item 5 - TAX STATUS**

a. Is this establishment operated on a not-for-profit basis?

005 1  YES 2  NO - SKIP to item 6

b. Was all or part of the income of this establishment or organization exempt from Federal income taxes under section 501 or 521 of the Internal Revenue Code?

004 1  YES 2  NO

**Item 8 - KIND OF BUSINESS OR ACTIVITY**

Mark (X) the **ONE** box which best describes the activity that accounted for this establishment's MAJOR portion of receipts or revenue in 1982.

- Rooming and boarding houses 070
  - Rooming and boarding house  702101 } SKIP to item 10
  - Tourist home  702102 }
- Sporting, recreational camps, and trawling parks
  - Fishing camp  703201 } Complete all items except 10
  - Hunting camp  703202 }
  - Children's camp (except day camp)  703203 }
  - Other sporting and recreation camp (except children's day camp)  703204 }
  - Trawling park and campground for transients  703301 } SKIP to item 11
  - Children's day camp  799998 }
  - Residential mobile home park  9651500 }
  - Organization hotels and lodging houses, on membership basis
    - Fraternity or sorority boarding house  704101 } SKIP to item 11
    - Organization hotel or lodging house, with lodging facilities limited to members only  704102 }
  - Hotels, motels, and motor hotels
    - Hotel with 25 or more guestrooms  701111 } SKIP to item 10
    - Hotel with less than 25 guestrooms  701121 }
    - Motel  701131 }
    - Motor hotel  701141 }
    - Other kind of activity - Describe  777777 - SKIP to item 11

PENALTY FOR FAILURE TO REPORT

CONTINUE ON PAGE 2

<p><b>Item 9 - SELECTED SOURCES OF REVENUE OF TAX-EXEMPT ESTABLISHMENTS</b> (To be completed only by those indicating "YES" in Item 5b)</p> <p>Did this establishment have revenue from the following sources in 1982?</p> <p>a. Investments, e.g., dividends, rents, interest (DO NOT include income from the sale of investments.)</p> <table border="1" style="width:100%; border-collapse: collapse;"> <tr> <td style="width:10%;"></td> <td style="width:10%;"></td> <td style="width:10%; text-align: center;">Mil.</td> <td style="width:10%; text-align: center;">Thou.</td> <td style="width:10%; text-align: center;">Dol.</td> </tr> <tr> <td>515</td> <td>1 <input type="checkbox"/> YES - Amount 2 <input type="checkbox"/> NO</td> <td style="border-left: 1px dashed black; border-right: 1px dashed black;">\$16</td> <td style="border-left: 1px dashed black; border-right: 1px dashed black;"></td> <td></td> </tr> </table> <p>b. Gifts, grants, contributions</p> <table border="1" style="width:100%; border-collapse: collapse;"> <tr> <td style="width:10%;"></td> <td style="width:10%;"></td> <td style="width:10%; text-align: center;">Mil.</td> <td style="width:10%; text-align: center;">Thou.</td> <td style="width:10%; text-align: center;">Dol.</td> </tr> <tr> <td>517</td> <td>1 <input type="checkbox"/> YES - Amount 2 <input type="checkbox"/> NO</td> <td style="border-left: 1px dashed black; border-right: 1px dashed black;">\$18</td> <td style="border-left: 1px dashed black; border-right: 1px dashed black;"></td> <td></td> </tr> </table>			Mil.	Thou.	Dol.	515	1 <input type="checkbox"/> YES - Amount 2 <input type="checkbox"/> NO	\$16					Mil.	Thou.	Dol.	517	1 <input type="checkbox"/> YES - Amount 2 <input type="checkbox"/> NO	\$18			<p><b>Item 10 - NUMBER AND TYPE OF ACCOMMODATIONS</b> DECEMBER 31, 1982</p> <p>The number of guestrooms, units, or quarters consists of the number which can be rented as single units. Suites of rooms which cannot be subdivided should be counted as a single unit.</p> <table border="1" style="width:100%; border-collapse: collapse;"> <tr> <td style="width:80%;"></td> <td style="text-align: right;">Number as of December 31, 1982</td> </tr> <tr> <td>Number of rooms, units, or quarters, by type</td> <td style="text-align: right;">595</td> </tr> <tr> <td>a. Primarily rented as transient guestrooms or units</td> <td style="text-align: right;">596</td> </tr> <tr> <td>b. Primarily rented as residential quarters or units (occupied as one's primary residence)</td> <td style="text-align: right;">597</td> </tr> <tr> <td>c. TOTAL - Sum of lines a and b</td> <td style="text-align: right;"></td> </tr> </table>		Number as of December 31, 1982	Number of rooms, units, or quarters, by type	595	a. Primarily rented as transient guestrooms or units	596	b. Primarily rented as residential quarters or units (occupied as one's primary residence)	597	c. TOTAL - Sum of lines a and b	
		Mil.	Thou.	Dol.																											
515	1 <input type="checkbox"/> YES - Amount 2 <input type="checkbox"/> NO	\$16																													
		Mil.	Thou.	Dol.																											
517	1 <input type="checkbox"/> YES - Amount 2 <input type="checkbox"/> NO	\$18																													
	Number as of December 31, 1982																														
Number of rooms, units, or quarters, by type	595																														
a. Primarily rented as transient guestrooms or units	596																														
b. Primarily rented as residential quarters or units (occupied as one's primary residence)	597																														
c. TOTAL - Sum of lines a and b																															

**NOTE**

Answer item 11 only if your Census File Number (CFN), shown in the address label of this report form, begins with a zero.

**Item 11 - OWNERSHIP, CONTROL, AND LOCATIONS OF OPERATION**

a. Is this establishment owned or controlled by another entity? 097 1  YES →  
2  NO

ENTER OWNING OR CONTROLLING ESTABLISHMENT NAME, ADDRESS, AND ZIP CODE

EI Number (9 digits) [ ]-[ ]-[ ]-[ ]-[ ]-[ ]-[ ]-[ ]-[ ]

b. Does this establishment own or control any other entity or entities? 098 1  YES →  
2  NO

ENTER OWNED OR CONTROLLED ESTABLISHMENT NAME, ADDRESS, AND ZIP CODE

EI Number (9 digits) [ ]-[ ]-[ ]-[ ]-[ ]-[ ]-[ ]-[ ]-[ ]

Number  
079

c. How many establishments were operated under the EI Number shown in the address label (or as corrected in item 1) at the end of 1982? →

If more than one, provide the physical location address and other information indicated below for each establishment. Continue with same format in item 12 (or attach a separate sheet) if necessary.

	NAME, ADDRESS, AND ZIP CODE	1982	Mil.	Thou.	Dol.
		Receipts or revenue	081		
1	KIND-OF-BUSINESS DESCRIPTION	Annual payroll	082		
		Census use	088		
2	KIND-OF-BUSINESS DESCRIPTION	Receipts or revenue	081		
		Annual payroll	082		
		Census use	088		
3	KIND-OF-BUSINESS DESCRIPTION	Receipts or revenue	081		
		Annual payroll	082		
		Census use	088		

**Item 12 - REMARKS** - Please use this space for any explanations that may be essential in understanding your reported data.

**Item 13 - CERTIFICATION** - This report is substantially accurate and has been prepared in accordance with instructions.

Name of person to contact regarding this report - Print or type		Period covered by this report →	FROM	Mo.	Year	TO	Mo.	Year
Telephone →	Area code	Number	Extension	Signature of authorized person			Date	



**REFERENCE MATERIALS • ORDER FORMS • PUBLICATION CORRECTIONS**

Please send me the items marked (X) below.

- Corrections (if there are any) for this publication— **Service Industries, Hotels, Motels, and Other Lodging Places, SC82-1-3**

If you purchase several different reports from the 1982 Economic Censuses, you should complete this form from each of the reports and return it to the address shown below to receive publication corrections. However, you should complete the following on **only** one of the forms.

- Guide to the 1982 Economic Censuses and Related Statistics
- Monthly Product Announcement— A monthly notice of all products released by the Census Bureau during the previous month— useful primarily to persons who plan to purchase publications, tapes, etc., in the future.

Publication announcements and order forms — *Mark (X) subjects in which you are interested.*

- |  |  |   |
|--|--|---|
| <input type="checkbox"/> Retail Trade            | <input type="checkbox"/> Economic Censuses of Outlying Areas (Puerto Rico, Guam, Virgin Islands, and Northern Mariana Islands) | <input type="checkbox"/> Governments              |
| <input type="checkbox"/> Wholesale Trade         | <input type="checkbox"/> Enterprise Statistics   | <input type="checkbox"/> Foreign Trade            |
| <input type="checkbox"/> Service Industries      | <input type="checkbox"/> Minority- and Women-Owned Businesses  | <input type="checkbox"/> Population               |
| <input type="checkbox"/> Construction Industries | <input type="checkbox"/> Agriculture   | <input type="checkbox"/> Housing                  |
| <input type="checkbox"/> Manufacturing           | <input type="checkbox"/> County Business Patterns  | <input type="checkbox"/> International Statistics |
| <input type="checkbox"/> Mineral Industries      | <input type="checkbox"/> Quarterly Financial Report  | <input type="checkbox"/> Geography                |
| <input type="checkbox"/> Transportation          |  | <input type="checkbox"/> Guides, Catalogs, etc.   |

Name		
Organization		
Address/PO Box		
City	State	ZIP Code

**Mail completed form to** ↘

**Customer Services  
DUSD  
Bureau of the Census  
Washington, D.C. 20233**







1891

REVISED CATALOG AND GUIDE 1891



THE UNIVERSITY OF CHICAGO  
 DIVISION OF THE PHYSICAL SCIENCES  
 DEPARTMENT OF CHEMISTRY  
 555 EAST 58TH STREET  
 CHICAGO, ILLINOIS

NO.	NAME	PRICE
1	...	...
2	...	...
3	...	...
4	...	...
5	...	...
6	...	...
7	...	...
8	...	...
9	...	...
10	...	...



# PUBLICATION PROGRAM

## 1982 CENSUS OF SERVICE INDUSTRIES

Publications of the 1982 Census of Service Industries, containing data on service industries establishments in the United States, are described below. Publications order forms for specific reports may be obtained from any Department of Commerce district office or from Data User Services Division, Customer Services (Publications), Bureau of the Census, Washington, D.C. 20233. The first results were issued in preliminary reports. Final detailed statistics are issued in separate paperbound reports, which subsequently are assembled and reissued in cloth-bound volumes.

### Final Reports

#### Geographic area series—52 reports (SC82-A-1 to -52)

A separate paperbound report is being published for establishments with payroll for each State, the District of Columbia, and the United States. Each report presents general statistics for establishments of firms subject to Federal income tax, on number of establishments, receipts, payroll, and employment, by varied service classifications, for the United States, States, the District of Columbia, SMSA's, counties, and places with 300 service establishments or more, by kind of business. Greater kind-of-business detail is shown for larger areas. In addition, for places with 2,500 inhabitants or more and for all counties, statistics are provided on number of establishments and receipts for five major kind-of-business groups. For establishments of firms exempt from Federal income tax, statistics are presented on number of establishments, revenue, payroll, and employment by varied service classifications, for the United States, States, the District of Columbia, and SMSA's. Greater kind-of-business detail is shown for larger areas. For each State, the District of Columbia, and the United States, 1982 data are provided on receipts/revenue and employees per establishment, and on receipts/revenue and payroll per employee. Comparative statistics showing percent changes in receipts/expenses and payroll between 1977 and 1982 also are shown.

#### Industry series—5 reports (SC82-I-1 to -5)

The first report (SC82-I-1) presents data based on size of establishment, size of company or firm (firm size is based on all establishments operated by a firm within the same kind of business or kind-of-business group for which data are presented), and legal form of organization. Establishment statistics are presented by receipts/revenue size and by employment size; statistics for firms, by receipts/revenue size (including concentration by largest firms), by employment size, and by number of establishments operated (single units and multiunits). Statistics are presented for establishments with payroll by kind of business on the number of establishments, receipts/revenue, payroll, and employment for the United States.

A report (SC82-I-2) on capital expenditures, depreciable assets, and operating expenses presents data for firms with payroll for the United States by major kinds of business. Operating expenses include annual payroll, supplemental labor costs, purchased services, etc. Receipts data also are provided.

Three other reports (SC82-I-3 to -5) contain data for hotels, motels, and other lodging places; the motion picture industry; and other miscellaneous subjects. Data are presented for the United States as a whole and, where feasible, for States and SMSA's.

### Final Report Volumes

- Volume I. 1982 Census of Service Industries—Summary and Industry Statistics. Includes data previously issued in series SC82-I.
- Volume II. 1982 Census of Service Industries—Geographic Area Statistics. Includes data previously issued in series SC82-A.

### Microfiche

Every final report in the 1982 Census of Service Industries also will be available on microfiche.

### Public-Use Computer Tapes

Selected data—detailed information by geographic area—also are available on public-use computer tapes. For the selected data, these tapes will provide the same information found in the final reports. Public-use computer tapes are available for users who wish to summarize, rearrange, or process large amounts of data. These tapes, with corresponding technical documentation, are sold by Data User Services Division, Customer Services (Tapes), Bureau of the Census, Washington, D.C. 20233.

## OTHER ECONOMIC CENSUS REPORTS

Data on retail trade, wholesale trade, construction industries, manufactures, mineral industries, transportation, enterprise statistics, minority-owned business enterprises, and women-owned businesses also are available from the 1982 Economic Censuses. A separate series of reports covers the censuses of outlying areas—Puerto Rico, Virgin Islands of the United States, Guam, and the Northern Marianas. Separate announcements describing these reports are available free of charge from Data User Services Division, Customer Services (Publications), Bureau of the Census, Washington, D.C. 20233.


Superintendent of Documents  
U.S. Government Printing Office  
Washington, D.C. 20402



**Official Business**  
Penalty for Private Use, \$300

POSTAGE AND FEES PAID  
U.S. DEPARTMENT OF COMMERCE  
COM-202


Special Fourth-Class  
Rate—Book



3082-53-1  
Hotels, Motels, and Other Lodging Places  
1967 Census of Services Industries












SEP 1989





CB/Bureau of the Census Library



5 0673 01047598 9