

## 1. Trawler: "Teguri-boat"



Name: Akashimaru.

Type: Trawler - named "Teguri-boat" in Japan

Gross Tonnage: 75.8 Tons.

Engine: Hot Bulb Engine.

Nominal Horse-power: 200 H.P.

Speed: 10 Knots.

Built: May 1948.

Notes "Teguri-boat" makes one group with two same type boats, and these two boats draw a trawl-net side by side.



2. Trawler: "Kinchaku-boat"

This photograph is in print.

Name: Gyoseimaru.  
Type: Trawler-named "Kinchaku-boat" in Japan.  
Gross Tonnage 25 Tons.  
Engine: Hot Bulb Engine.  
Nominal Horse-power: 160 H.P.  
Speed: 9 Knots.  
Builded: May 1940.  
Notes: "Kinchaku-boat" draws a special trawl net by one boat or two, and the net is called "Kinchaku-net" because of it resembles a Japanese purse "Kinchaku."



3. Whale Catcher - boat.

This photograph is in print.

Name: Sekimaru and Fumimaru.

Type: Hayashikane - type.

Gross Tonnage: 300 Tons.

Engine: Diesel or Steam Engine.

Nominal Horse power: 1,400 H.P. or 1,600 H.P.

Speed: 14 Knots.

Builded: July 1942.



## 4. Cold-storage Ship.

This photograph is in print.

Name: Banshumaru.

Type: Transport boat.

Gross Tonnage: 1,000 Tons.

Engine: Hot Bulb Engine or Diesel Engine.

Nominal Horse-power: 850 H. P.

Speed: 8 Knots.

Builded: July 1941.

Notes: This ship has the freezing machine and cold-storage system of Hayashikane type.



## 5. Freezing Ware-house.

This photograph is in print.

Name: No. 2 Freezing Ware-house of the Taiyo  
Fishing Co., Ltd.

Type: Hayashikané-type.

Machine: Ammonia compressor for Freezing and Ice-  
making.

Capacity: Cold-storage: 8,000 Tons.

Freezing : 100 Tons.

Ice-makng : 340 Tons.

Ice Storing : 2,000 Tons.



8. Diesel Engine.

This photograph is in print.

Type: Hayashikane -type.

Kind: 2 cycle single acting 6 Cylinders Diesel Engine.

Horse-power: 1,200 H. P.

Revolution: 195 per minute.



**G.** Area of the Dockyard.

1.

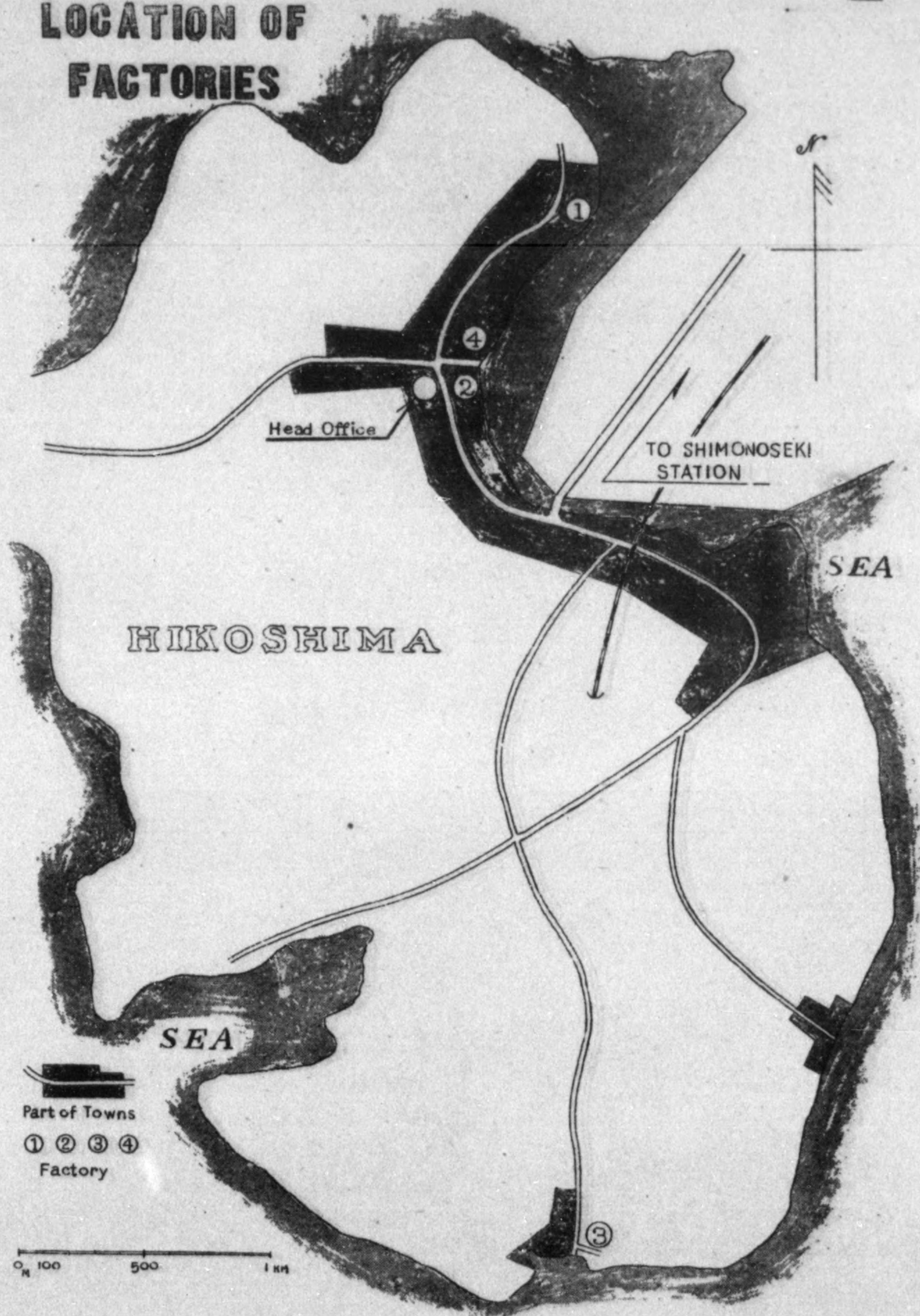
Factory	Gross Area	Building Area
1st	11,032 squ. m.	5,960 squ. m.
2nd	12,596	7,392
3rd	58,104	18,896
4th	14,000	6,580
Nagasaki P.	19,108	2,188
Total	114,840	41,016

## 2. Maps of The Factories in Hikoshima.

- (1) Hikoshima and Factory.
- (2) 1st Factory.
- (3) 2nd & 4th Factory.
- (4) 3rd Factory.

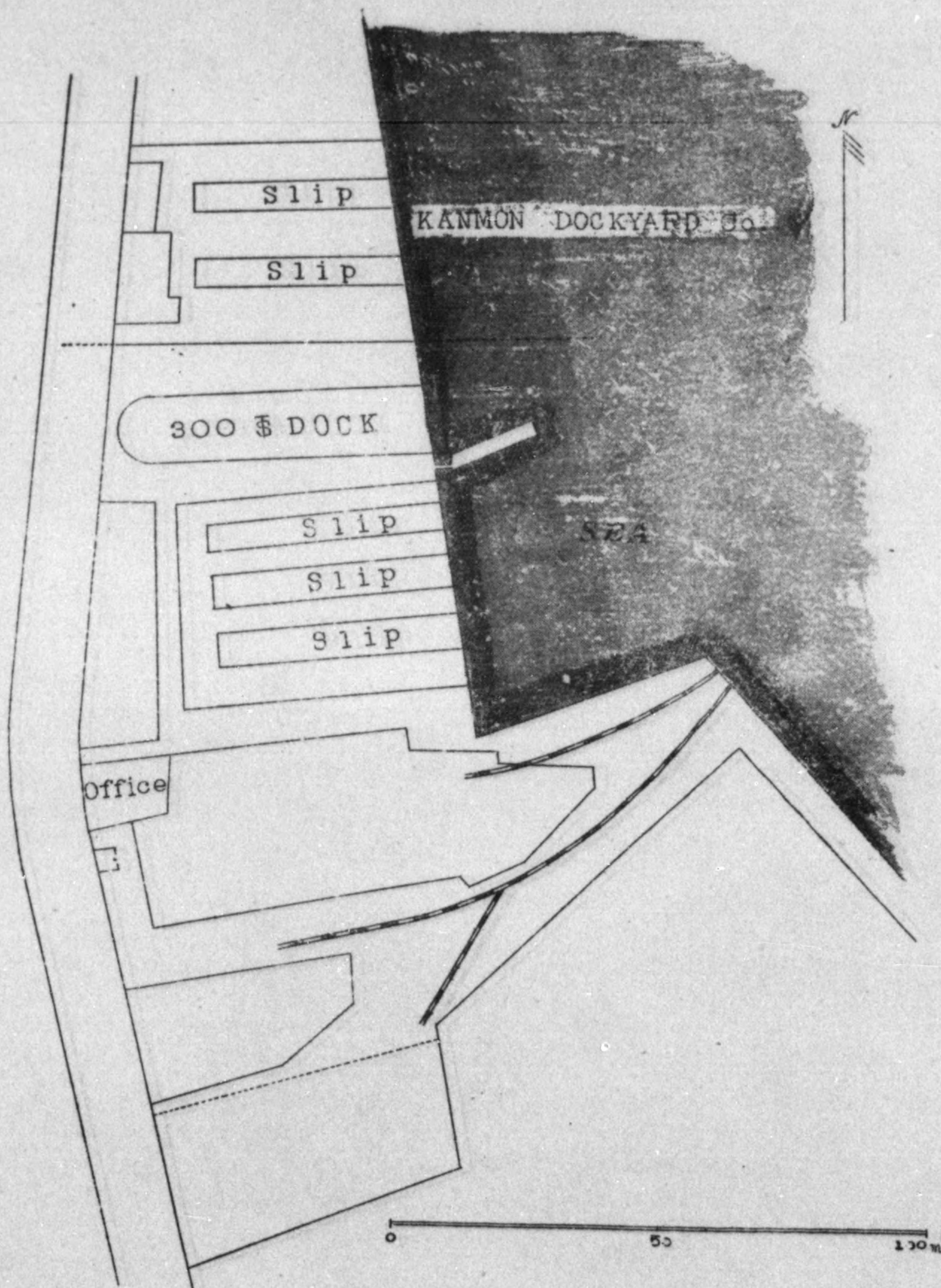


# LOCATION OF FACTORIES



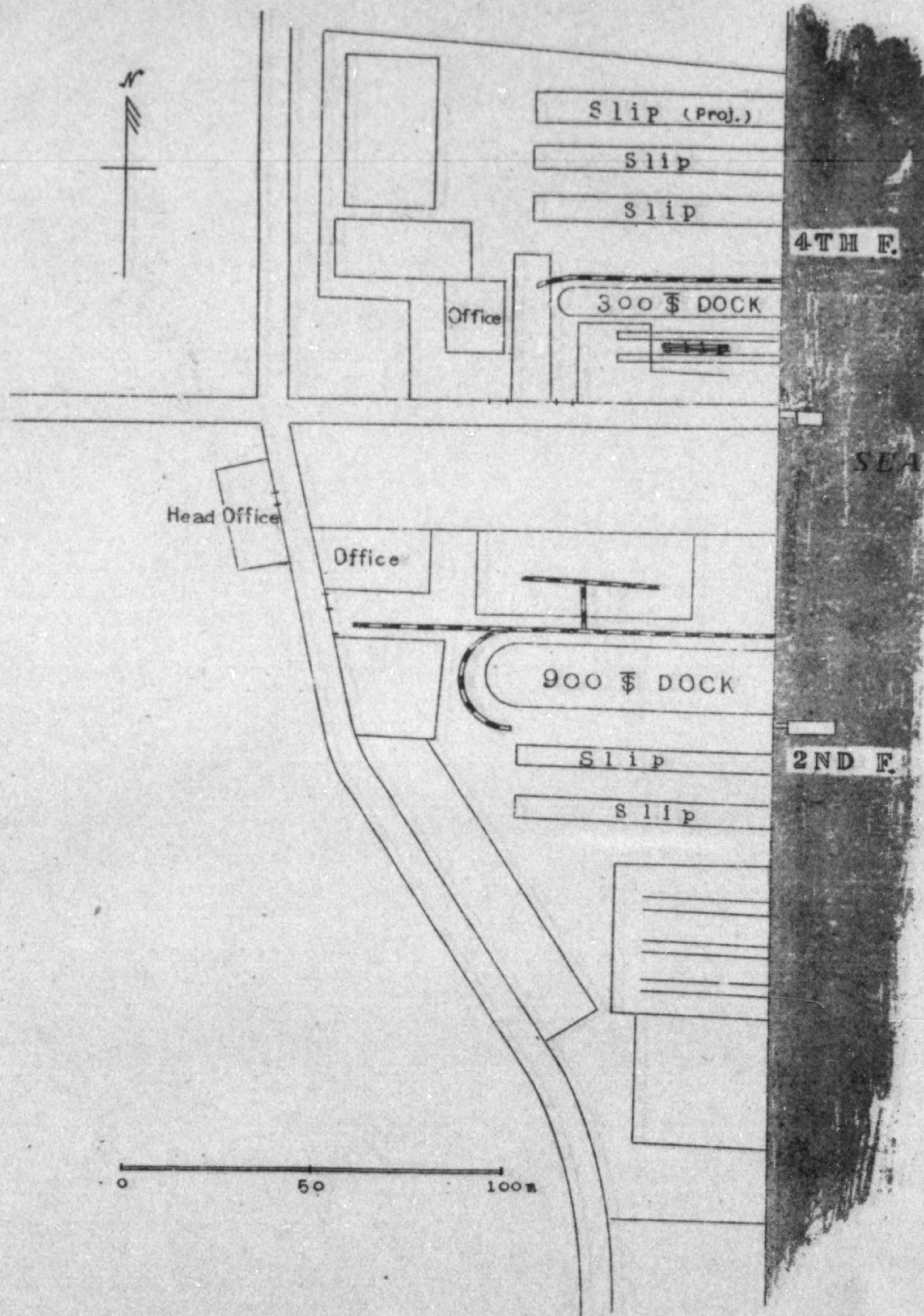


# 1 ST FACTORY



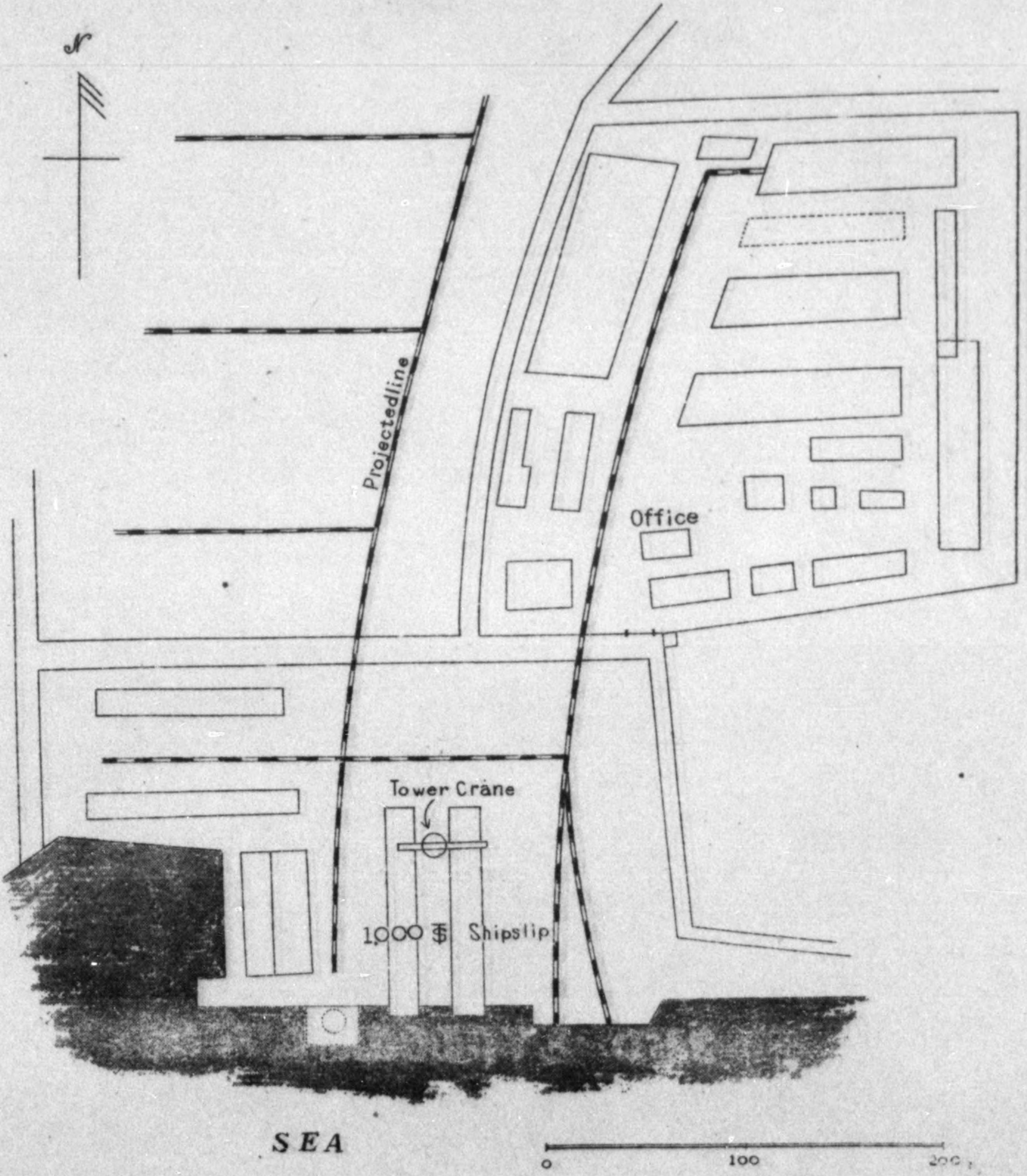


# 2ND & 4TH FACTORY





### 3RD FACTORY





**H.** Number of the employees.

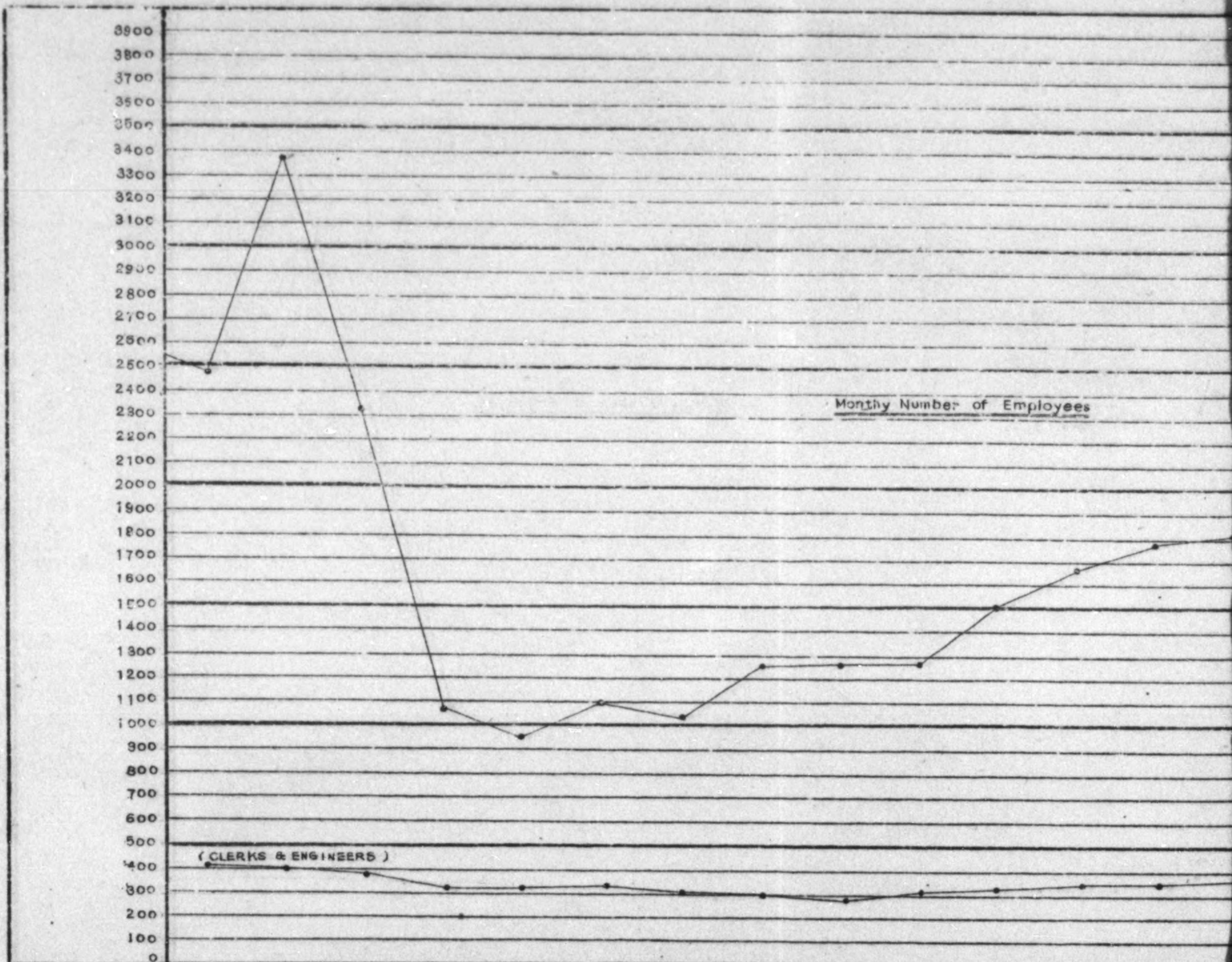
## 1. At present.

Item	Sex	1st. Oct.	
		1 9 4 6	1 9 4
Office clerk	M.	1 8 8	.
— " —	F.	1 1 6	
Engineers	M.	6 8	
— " —	F.	0	
Labour (Worker)	M.	1, 6 7 0	
— " —	F.	1 0 4	
Total		2, 1 4 6	

2. Monthly number

are enrolled in Next Sheet.



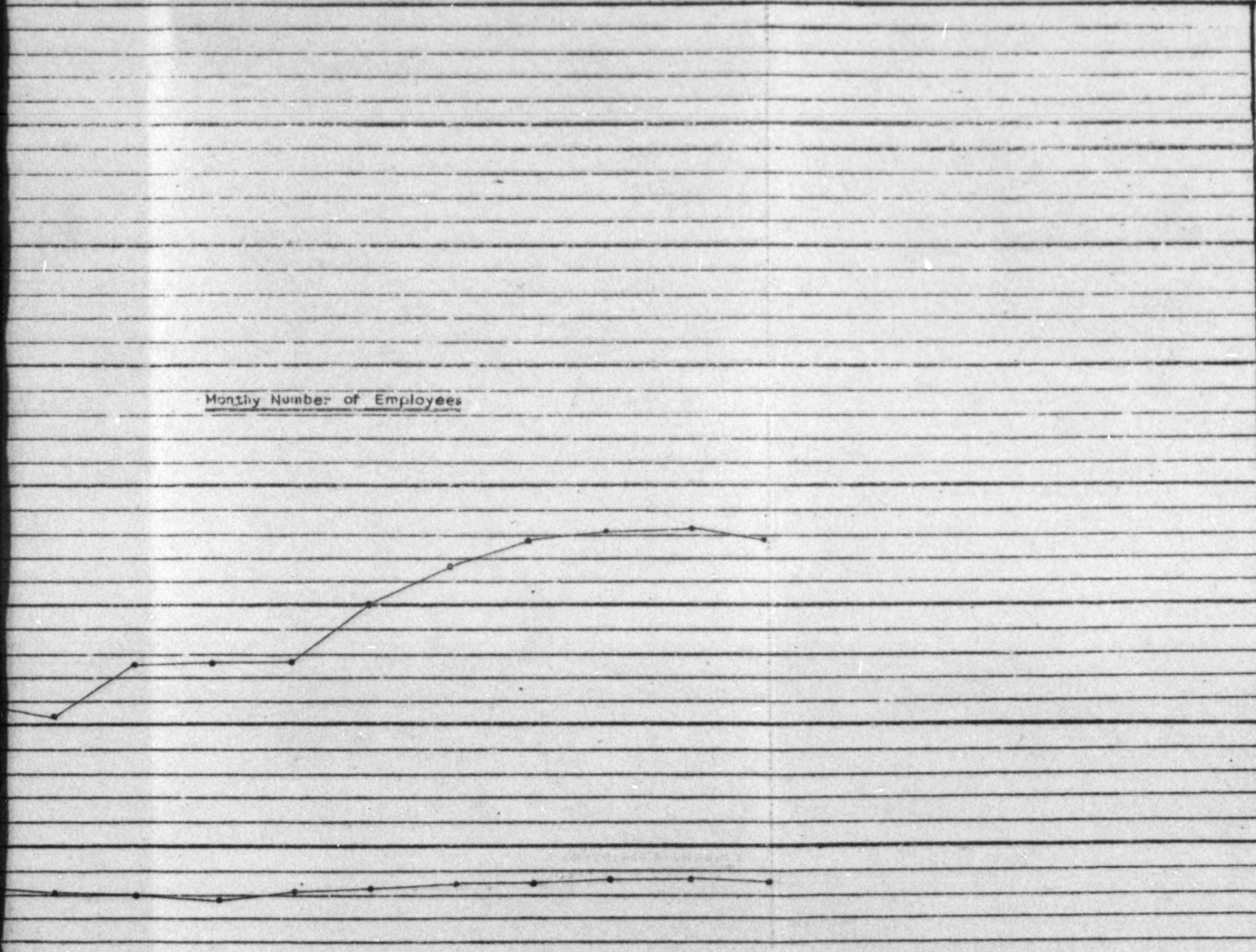


YEAR		1 9 4 5						1 9 4 6							
MONTH		JUNE.	JULY.	AUG.	SEPT.	OCT.	NOV.	DEC.	JAN.	FEB.	MAR.	APR.	MAY.	JUNE.	JU
NUMBER	WORKERS	2,466	3,375	2,325	1,065	948	1,097	1,022	1,254	1,267	1,268	1,500	1,665	1,784	1,
	CLERKS & ENGINEERS	407	401	376	320	323	338	306	300	287	315	322	341	348	3
	TOTAL	2,873	3,776	2,701	1,385	1,271	1,435	1,328	1,554	1,554	1,583	1,822	2,006	2,132	2,
ATTENDANCE PERCENTAGE	WORKERS	75.0%	73.0	70.0	71.0	74.5	73.2	79.2	78.8	80.9	88.0	87.0	91.0	88.4	8
	CLERKS & ENGINEERS	96.4%	92.2	90.3	92.2	93.6	95.3	94.2	96.4	95.0	97.0	95.8	95.7	96.9	9

Notes:— THE ENROLLEDNUMBER INCLUDES ABSENCES



Monthly Number of Employees



1 9 4 6												
DEC.	JAN.	FEB.	MAR.	APR.	MAY.	JUNE.	JULY.	AUG.	SEPT.	OCT.	NOV.	DEC.
1,022	1,254	1,267	1,268	1,500	1,665	1,784	1,813	1,824	1,784			
306	300	287	315	322	341	348	351	369	354			
1,328	1,554	1,554	1,583	1,822	2,006	2,132	2,164	2,193	2,138			
79.2	78.8	80.9	83.0	87.0	91.0	88.4	87.0	83.6	86.0			
94.2	96.4	95.0	97.0	95.8	95.7	96.9	97.3	95.9	96.0			

INCLUDES ABSENCES



**I. Equipment in Factory. (1st Oct. 1946)**

1. Ship Building Slips.

Factory	No	L	B	Greatest Building of a ship
3rd	1st	85m	12.5m	1,000 T
"	2nd	85	12.5	1,000
4rd	1st	38	7.5	200 T
"	2nd	38	7.5	200

2. Docks.

Factory	No	L	B	D	Greatest Docking of a ship
1st	2nd	60m	7m	6m	300 T
2nd	1st	64	11	7	900 T
4th	3rd	58	8	5	300 T

3. Ship Repairing Slips.

Factory	No	L	B	Greatest Pulling up of a ship
1st	1st	45m	5m	100 T
"	2nd	45	5	100
"	3rd	45	5	100
2nd	1st	45	5	100
"	2nd	45	5	100
4th	1st	20	3	20 T
"	2nd	20	3	20 T

*Abolished 20/Oct.-46.*



File  
05

Hayashikane

Ship-building Co., Ltd.





Out - line

of

Hayashikane Ship - building Co., Ltd.

Trade



Mark

Hayashikane Zosen Kabushiki-kaisha.

Shimonoseki

Japan



## Index.

a. Name. _____	3
Address.	
Location of Factory.	
Branch Plant.	
b. Organization. _____	3
Capital.	
c. Representative of Our Company. _____	4
d. History of Our Company. _____	4
e. Out-line of Our Works. _____	6
f. Main Works and Articles. (Photo.) _____	8
g. Area and Maps of The Dockyard. _____	15
h. Number of Employees. _____	20
i. Equipment in Factory. _____	22
1. Ship building.	
2. Docks.	
3. Ship repairing slips.	
4. Crane and Derricks.	
5. Machine Tool Equipment	
j. Staple Products.	
(in the last one year.) _____	24

— End —



**A.**

Name: Hayashikane Zosen Kabushiki - Kaisha.  
(Hayashikane Ship-building Company  
Ltd.)

Address: 472 Hikoshima, Shimonoseki City, Yama-  
guchi Prefecture.

Location of Factory:  
The same as the above.

Branch Plant:  
One in Nagasaki.  
(Location; Kikitsu, Nagasaki Prefecture.)

**B.**

Organization:  
The joint-stock company.

Capital  
The nominal capital.  
¥ 12,930,000.00

Paid-up capital.  
¥ 12,930,000.00

Legal reserve.  
¥ 505,045.65



Long debt.

¥ 21,164,000.00

**C.** Representative of Our Company:

The President.

Mr. Kaneichi Nakabe.

**D.** History of Our Company:

October 1916. — Nakabe Iron Works—the predecessor of Our company: was set up by purchasing the Sanjo Iron Works at Takezaki-cho, Shimonoseki City, for the purpose of building and repairing of fishing boats and marine engines.

July 1919. — The works removed to the present position, viz. Hikoshima, Shimonoski City.

August 1928. — The works renamed to the Hayashikane Iron Works and Ship-building Co., Ltd., and changed the system to joint-stock system.

February 1936. — The Second Factory added.



March 1938. — The third factory was established for enlarge the works of building and repairing of ships and oil engines etc.

August 1943. — The Nagasaki branch plant added in our company.

December 1943. — The fourth factory added in our company by purchasing Yamashita Dock Co., Ltd.

August 1945. — Our company renamed to The Hayashikane Ship-building Co., Ltd.



**E.** Out-line of Our works:

The principal duties of this Company are the building and the repairing of steel and wooden fishing boats.

The important kinds of fishing boats building in this Factory are the trawler (— it is divided Trawl-boat, Teguri-boat and Kinchaku-boat, in Japan, cf. next "F"), the whale catcher-boat, the cold-storage ship, fish carriage-boat and ordinary small boats.

Our factory has special techniques for the building of these fishing boats and the freezing ware houses, and for the making of the freezing machines and marine engines.

The kinds of Marine engines manufactured mostly in this company, are the hot bulb engine and the diesel engine: but now they are suspended making by the want of materials.

The capacity of repairings in one month is about 50 boats in the part of hull and about 80 boats in



the part of engine.

Under the present condition of the want for food stuffs in Japan, the fishing is very necessary. Then the importance of our company is based upon this reason. And our factory is enforcing now day and night shift by the command from The General Headquarters of the Allied.

The shortage of the materials for works at our company is a very difficult problem at present and will be in future.



**F.** Main Works and Articles.

1. Trawler : Teguri-boat.
2. Trawler: Kinchaku-boat.
3. Whale catcher-boat.
4. Cold-storage ship.
5. Freezing Ware-house.
6. Diesel Engine.



## 1. Trawler: "Teguri-boat"



Name: Akashimaru.  
Type: Trawler - named "Teguri-boat" in Japan  
Gross Tonnage: 75.8 Tons.  
Engine: Hot Bulb Engine.  
Nominal Horse-power: 200 H.P.  
Speed: 10 Knots.  
Builded: May 1946.  
Notes "Teguri-boat" makes one group with two same type boats, and these two boats draw a trawl-net side by side.



2. Trawler: "Kinchaku-boat"

This photograph is in print.

Name: Gyoseimaru.

Type: Trawler-named "Kinchaku-boat" in Japan.

Gross Tonnage 25 Tons.

Engine: Hot Bulb Engine.

Nominal Horse-power: 160 H.P.

Speed: 9 Knots.

Builded: May 1940.

Notes: "Kinchaku-boat" draws a special trawl net by one boat or two, and the net is called "Kinchaku-net" because of it resembles a Japanese purse "Kinchaku."



3. Whale Catcher - boat.

This photograph is in print.

Name: Sekimaru and Fumimaru.

Type: Hayashikane - type.

Gross Tonnage: 300 Tons.

Engine: Diesel or Steam Engine.

Nominal Horse power: 1,400 H.P. or 1,600 H.P.

Speed: 14 Knots.

Built: July 1942.



## 4. Cold-storage Ship.

This photograph is in print.

Name: Banshumaru.  
Type: Transport boat.  
Gross Tonnage: 1,000 Tons.  
Engine: Hot Bulb Engine or Diesel Engine.  
Nominal Horse-power: 850 H. P.  
Speed: 8 Knots.  
Builded: July 1941.  
Notes: This ship has the freezing machine and cold-storage system of Hayashikane type.



## 5. Freezing Ware-house.

This photograph is in print.

Name: No. 2 Freezing Ware-house of the Taiyo  
Fishing Co., Ltd.

Type: Hayashikane-type.

Machine: Ammonia compressor for Freezing and Ice-  
making.

Capacity: Cold-storage: 8,000 Tons.

Freezing : 100 Tons.

Ice-makng : 340 Tons.

Ice Storing : 2,000 Tons.



14

6. Diesel Engine.

This photograph is in print.

Type : Hayashikane -type.

Kind : 2 cycle single acting 6 Cylinders Diesel Engine.

Horse-power: 1,200 H. P.

Revolution: 195 per minute.



**G.** Area of the Dockyard.

1.

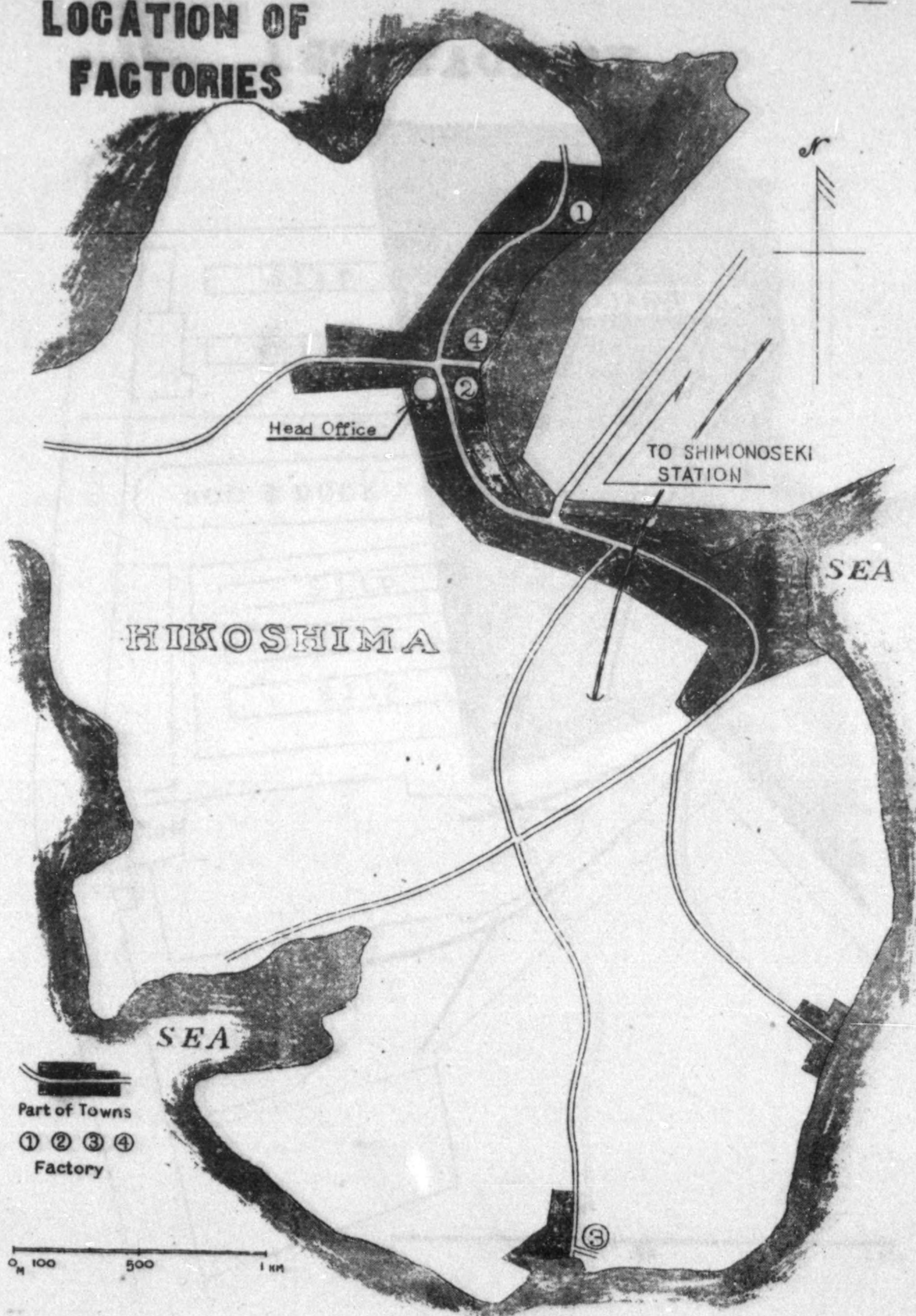
Factory	Gross Area	Building Area
1 st	11,032 squ. m.	5,960 squ. m.
2 nd	12,596	7,392
3 rd	58,104	18,896
4 th	14,000	6,580
Nagasaki P.	19,108	2,188
Total	114,840	41,016

## 2. Maps of The Factories in Hikoshima.

- (1) Hikoshima and Factory.
- (2) 1 st Factory.
- (3) 2nd & 4 th Factory.
- (4) 3 rd Factory.



# LOCATION OF FACTORIES

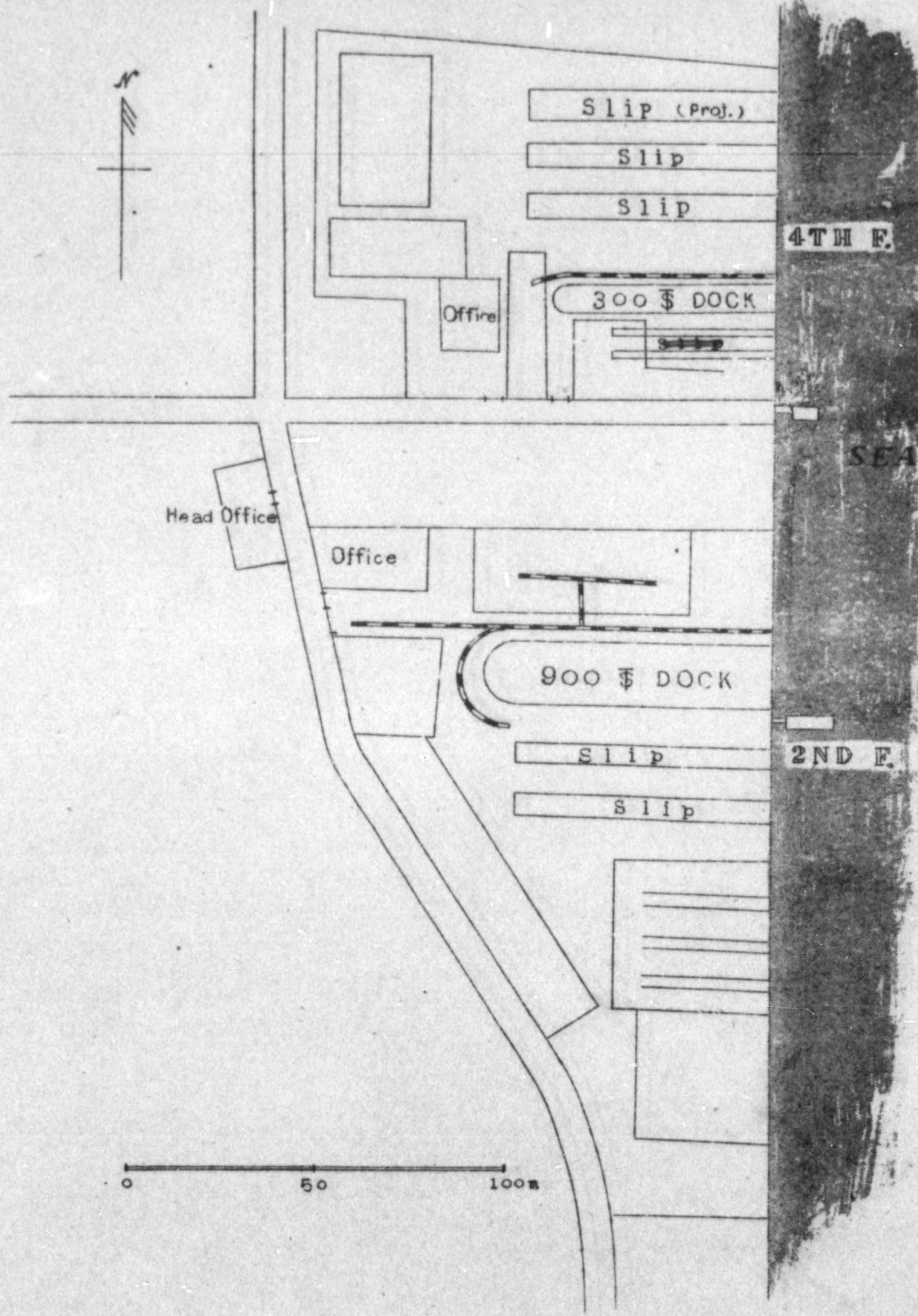


Part of Towns  
 ① ② ③ ④  
 Factory

0 100 500 1 KM

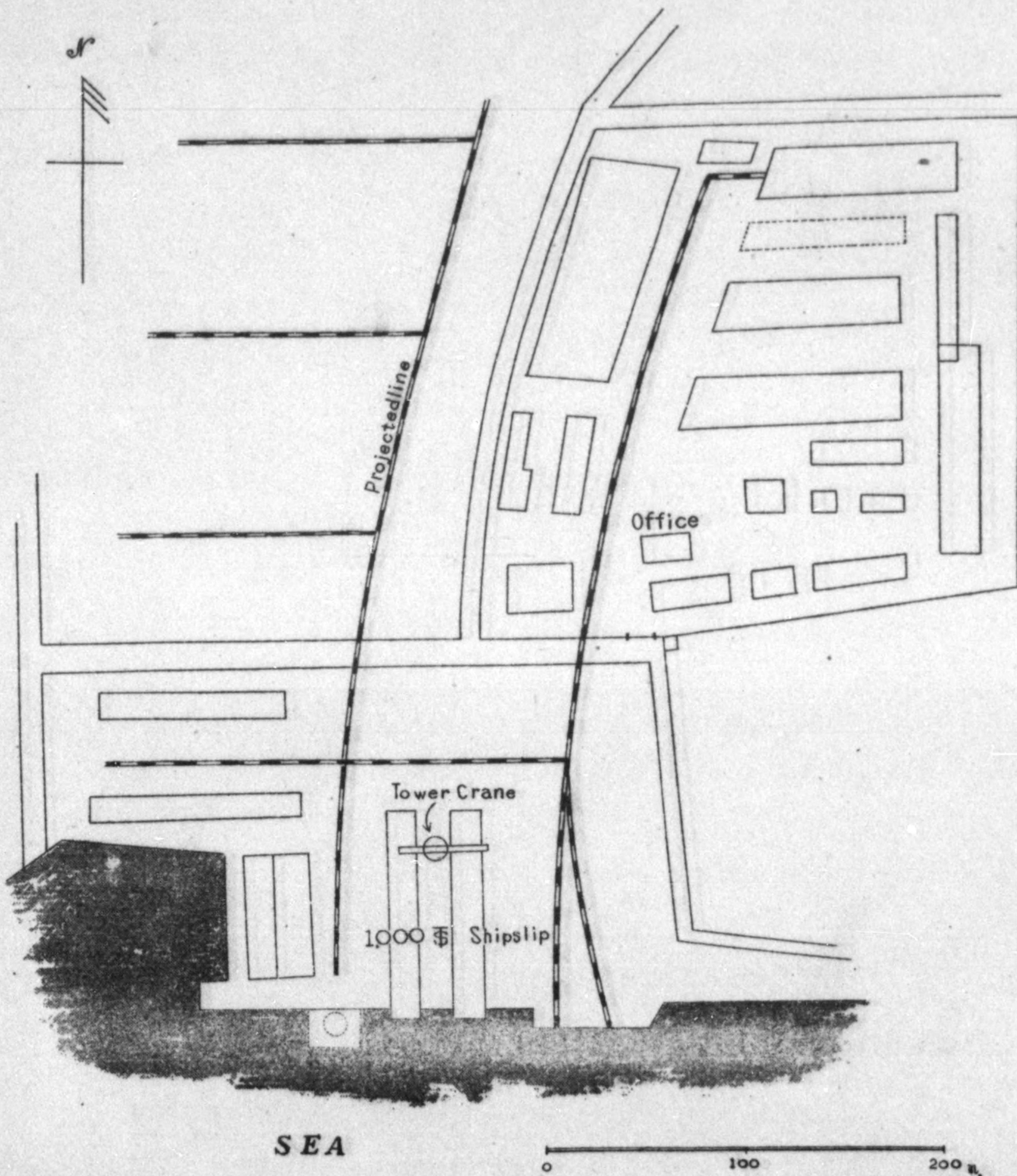


# 2ND & 4TH FACTORY





### 3RD FACTORY





**H.** Number of the employees.

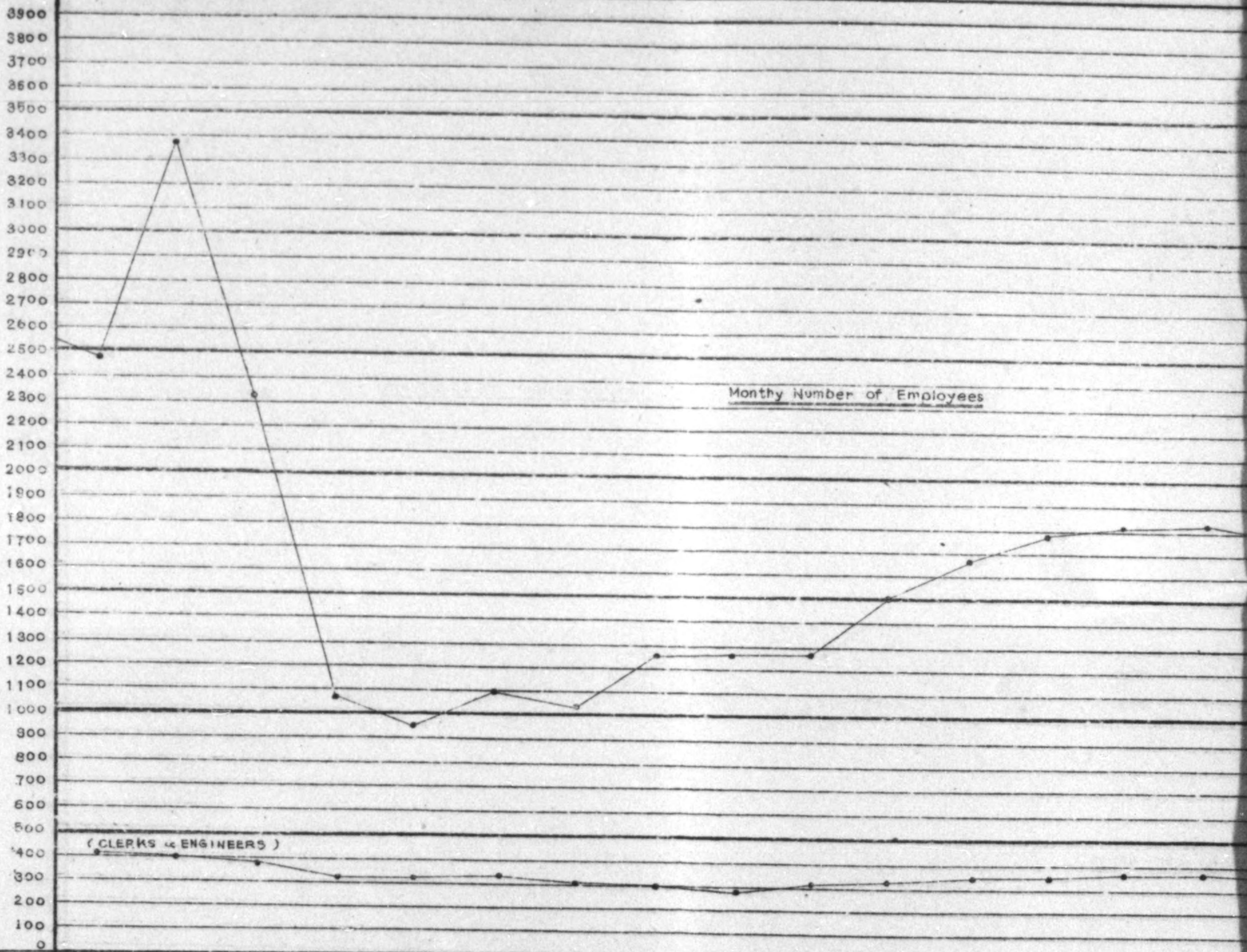
## 1. At present.

Item	Sex	1st. Oct.	
		1946	194
Office clerk	M.	188	
—— " ——	F.	116	
Engineers	M.	68	
—— " ——	F.	0	
Labour (Worker)	M.	1,670	
—— " ——	F.	104	
Total		2,146	

2. Monthly number

are enrolled in Next Sheet.

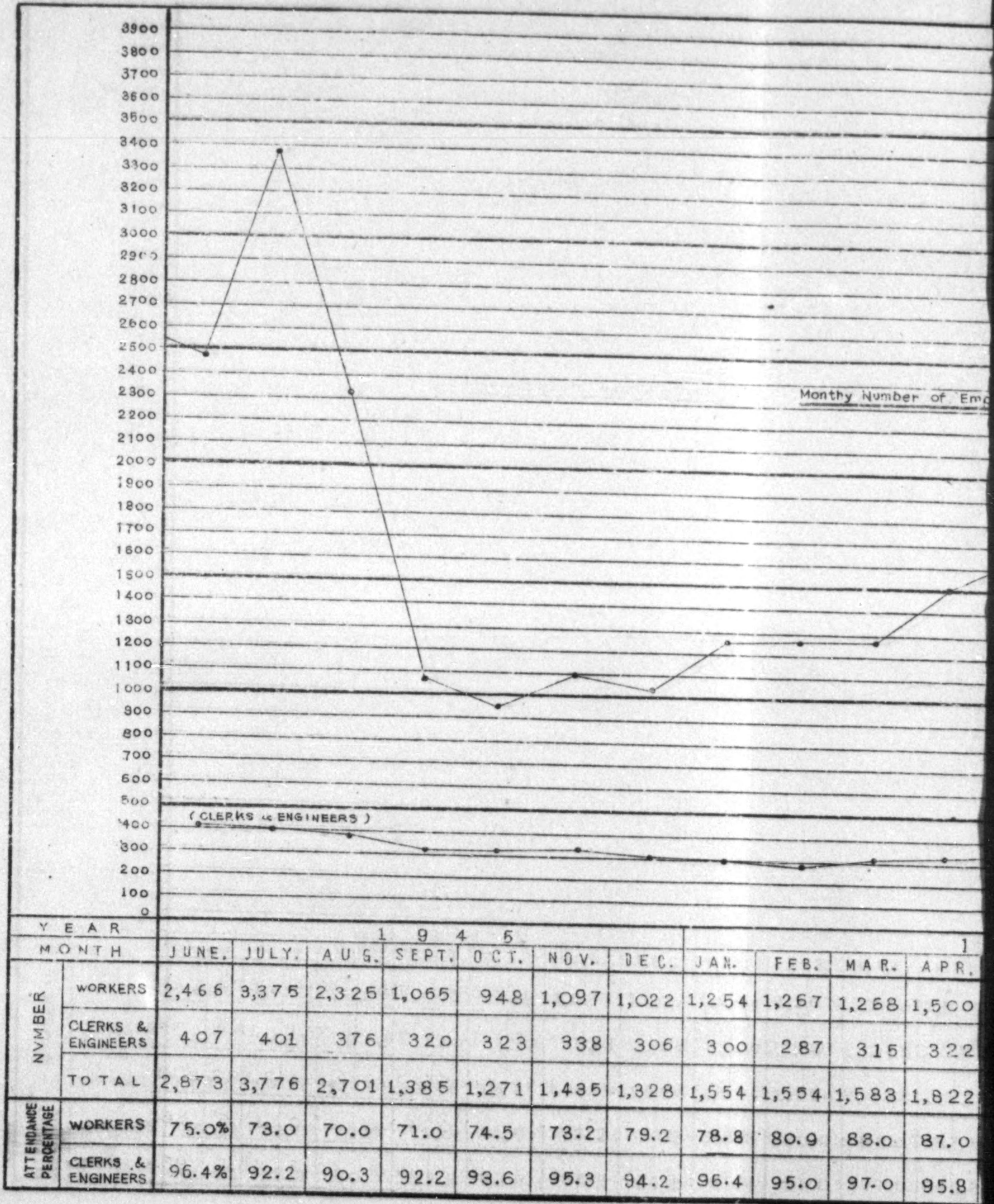




YEAR		1 9 4 5							1 9 4 6							
MONTH		JUNE.	JULY.	AUG.	SEPT.	OCT.	NOV.	DEC.	JAN.	FEB.	MAR.	APR.	MAY.	JUNE.	JULY.	AUG.
NUMBER	WORKERS	2,466	3,375	2,325	1,065	948	1,097	1,022	1,254	1,267	1,268	1,500	1,665	1,784	1,813	1,824
	CLERKS & ENGINEERS	407	401	376	320	323	338	306	300	287	315	322	341	348	351	369
	TOTAL	2,873	3,776	2,701	1,385	1,271	1,435	1,328	1,554	1,554	1,583	1,822	2,006	2,132	2,164	2,193
ATTENDANCE PERCENTAGE	WORKERS	75.0%	73.0	70.0	71.0	74.5	73.2	79.2	78.8	80.9	83.0	87.0	91.0	88.4	87.0	83.6
	CLERKS & ENGINEERS	96.4%	92.2	90.3	92.2	93.6	95.3	94.2	96.4	95.0	97.0	95.8	95.7	96.9	97.3	95.9

Notes:— THE ENROLLEDNUMBER INCLUDES ABSENCES






YEAR		1 9 4 5											
MONTH		JUNE.	JULY.	AUG.	SEPT.	OCT.	NOV.	DEC.	JAN.	FEB.	MAR.	APR.	
NUMBER	WORKERS	2,466	3,375	2,325	1,065	948	1,097	1,022	1,254	1,267	1,268	1,500	
	CLERKS & ENGINEERS	407	401	376	320	323	338	306	300	287	315	322	
	TOTAL	2,873	3,776	2,701	1,385	1,271	1,435	1,328	1,554	1,554	1,583	1,822	
ATTENDANCE PERCENTAGE	WORKERS	75.0%	73.0	70.0	71.0	74.5	73.2	79.2	78.8	80.9	88.0	87.0	
	CLERKS & ENGINEERS	96.4%	92.2	90.3	92.2	93.6	95.3	94.2	96.4	95.0	97.0	95.8	

Notes:— THE ENROLLED NUMBER INCLUDES ABSENCES



Monthly Number of Employees



		1 9 4 6											
	DEC.	JAN.	FEB.	MAR.	APR.	MAY.	JUNE.	JULY.	AUG.	SEPT.	OCT.	NOV.	DEC.
7	1,022	1,254	1,267	1,268	1,500	1,665	1,784	1,813	1,824	1,784			
8	306	300	287	315	322	341	348	351	369	354			
5	1,328	1,554	1,554	1,583	1,822	2,006	2,132	2,164	2,193	2,138			
2	79.2	78.8	80.9	83.0	87.0	91.0	88.4	87.0	83.6	86.0			
3	94.2	96.4	95.0	97.0	95.8	95.7	96.9	97.3	95.9	96.0			

INCLUDES ABSENCES



I. Equipment in Factory. (1st Oct. 1946)

1. Ship Building Slips.

Factory	No	L	B	Greatest Building of a ship
3rd	1st	85m	12.5m	1,000 T
"	2nd	85	12.5	1,000
4rd	1st	38	7.5	200 T
"	2nd	38	7.5	200

2. Docks.

Factory	No	L	B	D	Greatest Docking of a ship
1st	2nd	60m	7 m	6 m	300 T
2nd	1st	64	11	7	900 T
4th	3rd	58	8	5	300 T

3. Ship Repairing Slips.

Factory	No	L	B	Greatest Pulling up of a ship
1st	1st	45 m	5 m	100 T
"	2nd	45	5	100
"	3rd	45	5	100
2nd	1st	45	5	100
"	2nd	45	5	100
<del>4th</del>	<del>1st</del>	<del>20</del>	<del>3</del>	<del>20 T</del>
<del>"</del>	<del>2nd</del>	<del>20</del>	<del>3</del>	<del>20 T</del>

Abolished 20/Oct.-46.



## 4. Crane and Derricks.

Factory	Forw	Measure	Capacity
1st	Derrick	1	6 T
2nd	"	1	20 T
	"	2	6 T
3rd	Tower Crane	1	20 T
	Derrick	1	6 T
4th	"	1	15 T

## 5. Machine Tool Equipment.

Description	Quantity
Punching Machine	3
Bending Roller	4
Lathe (up to 1000m.m.)	206
" (above 1000 m.m.)	0
Turret Lathe (Horizontal)	6
Boring (Horizontal)	3
Drilling (Radial)	15
" (Vertical)	19
Gear Cutting	12
Planing	8
Shaping	19
Slotting	10
Cylindrical grinding	14
Plane milling	12
Universal milling (spindle up to 80 m.m.)	1
Sheet forming press	4
Hammer (steem)	4
Hack saw	5
Air compressor	6
Cupola (Iron casting)	4



24**J.** Staple products.

Term. from Sept. 1945 — to Aug. 1946.

<u>Description</u>	<u>Item</u>	<u>Quantity</u>	<u>Total</u>
Ships	Fishing Boat 25T	4	100GT
"	" 75T	6	4,500GT
"	Freezing Boat 1,000T	1	1,000GT
Engines	Hot Bulb Engine 200HP	55	11,000 HP
Winches	Use for boats	40	
Repairings	Hull of ships	170	11,900GT
"	Marine engines	184	27,600HP

Notes:— 1. Engines include their repairings.  
 2. Repairings show their main works.

— End —





20.11.7

7 Nov. 45

Hayashikane Zosen Kabushikaisha.

(Hayashikane Ship Building Co)



Formula of application for the permission  
of conversion to the essential consumers  
commodities

1. Name; Hayashikane Zosen Kabushikikaisha  
(Hayashikane Ship Building Co.)

2. Capital; 13930,000yen

3. Owner Ship Hayashikane Shoten Co.

4. Relation to the - Government.

Blank

5. Date of foundation

Company August 1. 1944  
Factory October 1918

6. Location 478 Hikoshima, Shimonoseki-city

7. General description of machinery and plant  
area of the dockyard

Gross area 81,950m square  
Building area 31,700m square

Equipment

Gridiron 1,000 tonnage steel-ship 2  
100 " wooden-ship 5

Dock

Number	Length	Breadth	Depth	Capacity
1	60,00m	7,00m	6,00m	100tonnage 3
2	64,00m	11,00m	7,00m	100ton With the restriction to the length of the ship
3	58,00m	8,00m	5,00m	500ton With the restriction to the breadth of the ship



## Slipway ;

	Number maximum tonnage	maximum pulling up.	Length maximum up.	maximum Breath maximum	
1.	45,000m		7,50m	100ton	
2.	"		"	"	Dock yard No.1
3.	"		"	"	
1.	45,00m		7,50m	100ton	
2.	"		"	"	
3.	35,00m		7,00m	60ton	Dock yard No.2
4.	18,00		5,00	40ton	

## Shipbuilding Machinaries;

Punching machine	4
Bending roller	4
Air Compressor	9

## Machinaries for engineering department.

Lathe	336
Drilling machine	36
Boring machine	7
Milling machine	18
Planing	9
Shaper	30
Slotter	13



Grinder	16
Face lathe	3
Gearcutting machine	3
Cupola furnace	5
Steam engine	4

Holding materials

Steel	1783.1 ton
Plate	1089.5 "
Rolled Bar	366.0 "
Bar	160.7 "
Pipe	142.1 "
Forging	16.7 "
Ingot	38.1 "
Pig-iron	60.0 "
Wood	1473 Cub.m.
Coal	340.0 ton
Coke	150.0 "
Heavyoil	3.0 "
Carbide	1.0 "

8. Number of the employees

Generalstaff	<del>322</del> 343 male	<del>122</del> 108 female
Employees	863 male	56 female
	Total----1370	



## 9. Production before the war

Items	Quantity(ayear)	Amount
Vessel		
Woodenfishing boat	3	Y. 118,838.70
Boat	13	
Prime mover	1775Hp	Y. 348,358.58
Refrigerator machines		Y. 359,340.00
Other machines		Y.1,336,037.34
Repair of ships etc		Y.3,480,169.58
	Total	Y.5,338,544.06



## 10 Production during the war

## Vessel

## Wooden ship

Items	Quantity	Amount
TowBoat	30ton 3	Y. 68,015.84
Coast Defence Boat	100ton 14	Y. 3,890,610.00
Transport ship	150ton 4	Y. 419,484.74
Steel Vessel		
Whaling Boat	195ton 1	Y. 800,000.00
Oil tanker	300ton 1	Y. 354,161.95
Transport ship	850ton 3	Y. 1,306,884.20
"	100ton 3	Y. 3,500,000.00
Total	36	Y. 9,139,156.73

## Prinemover

Hot Bulb engines	43,685Hp	Y. 8,898,900.47
Steam engines	350Hp	Y. 30,000.00
Daiselengines	7,200Hp	Y. 1,889,859.13
Total	50,185Hp	Y. 10,818,759.60
Refrigerator machines		Y. 943,275.81
Other machines		Y. 3,430,643.43
Repair of ships etc		Y. 15,083,771.51
Total		Y. 38,414,606.07



## 11. Future plan of production

The items expected to be manufactured.

Items	Quantity(a.month)
100ton type or less small	500ton
Type steel fishing boat	
100ton type wooden fishing boat	300ton
Internal combustion engines under	
new construction	3,000Hp
Another engine under new construction	600Hp
Repair of ship body	3,000ton
Repair of engine and machine	3,000Hp
Necessary Materials	

Names	Quantity(a.month)
Steel	540ton
Pig-iron	300 "
Alloy-steel	6 "
Copper-artide	6 "
Copper-ingot	8 "
Zinc	5.4ton
Tin	5.0 "
Lead	1.0 "
Wood	3430 cub.m.
Coal	600.0ton
Heavy Oil	30.0 "
Oxygen	39,400cub.m



Car bid  
Mobileoil

39.6ton  
7.6 "

Date of manufacture

From the day when it is permitted