

## **Historic, archived document**

Do not assume content reflects current scientific knowledge, policies, or practices.



62.73

1924

# SEED ANNUAL

RECEIVED  
APR 29 1924  
Agriculture



STECHEK LITH. CO. ROCH. N. Y.

**F. P. CASSEL'S SON**  
*Garden, Field and Flower Seeds*  
 Feeds and Poultry Supplies  
 Lansdale, Pa.



Section of a Water Melon Crop on Michigan Farms

## TO OUR GARDENING FRIENDS

**I**N PRESENTING our Seed Annual we wish to thank our many good friends for their past patronage and trust we may merit a continuance of it for many years to come.

This Seed Annual is prepared with a view to giving our customers an accurate, truthful description of the many varieties of vegetable seeds we handle, with full and complete cultural directions.

We handle only the best seed stocks obtainable, fully believing that a pleased customer is our best advertisement. It is vitally important to every purchaser of seeds, either in large or small quantities, to know if the seeds will grow strongly and well, and whether they are pure and will produce perfect types of their kind. No experienced or practical gardener ever asks, "Where can I get my seeds the cheapest?" but rather, "Where can I get the best and most reliable?" and no one can afford to look at this matter in any other light. It is especially true of seeds that "The best is always the cheapest."

We solicit your business, either at our store or through the mail, and will at all times give courteous attention to your every want. While we do not carry everything catalogued in stock, we do carry the **very best of them**, and are prepared to order, and will gladly procure for you, anything not in stock.

**Ask for our prices on anything in the line of Garden, Field and Flower Seeds.** They will be found to be as low as good seeds can be sold. It is no longer necessary for you to send to distant markets for your seed supplies. Purchase them from your home dealer, whom you know and can depend upon, and save money.

**Be neighborly; come and see us.**

### WE DO NOT WARRANT SEEDS

The fact that no reputable seedsman now warrants seeds in any respect being well known, renders it unnecessary for us to say very much on this point, as it must be apparent to every intelligent person that no seedsman can afford to send out poor or worthless seeds. There could be no more certain way of destroying his business. We beg to append the following notice:

While we exercise great care to have all seeds pure and reliable, we do not give any warranty, express or implied. If the purchaser does not accept the goods on these terms and conditions, they must be returned at once, and the money that has been paid for same will be refunded.

---

**ASK FOR OUR PRICES ON GARDEN, FIELD AND FLOWER SEEDS**

# NORTHERN GROWN SEEDS

A Complete Catalogue of Vegetable Seeds with Descriptions that Tell the Truth

In the following list we give no elaborate or overdrawn descriptions to mislead the purchaser, but tell the simple, accurate truth about the various varieties as we know them, and these short, concise descriptions can be thoroughly relied upon

**ASK US FOR PRICES.**

## ARTICHOKE

*Culture.*—Sow in light, rich and rather moist soil, in drills 8 or 10 inches apart; when the plants are well up, transplant 4 to 5 inches deep, in rows 4 feet apart and 2 feet apart in the rows. Hoe often and water freely during the warm season. Cover with straw during winter.

One ounce will produce 500 plants

**Green Globe French.** Plant of medium growth with deep green leaves; buds or flower heads green, nearly round or slightly elongated; scales rather narrow and spiny, moderately thick at the base.

## ASPARAGUS

*Culture.*—A convenient bed is about 6 feet wide, with a path 2 feet wide on each side. This will require six rows 1 foot apart, and a bed of that width 50 feet long will be ample for an ordinary family, requiring about one pound of seed. It will require about three years from the time of sowing until the bed is in full bearing, but once established, it is good for 20 years. It should be sown in drills 1 foot apart, and when the plants are 4 or 5 inches high they should be thinned out so that they will be 9 inches apart from each other in all the rows. Great care must be taken for the first year to keep down all weeds as soon as they appear, else they will choke up and destroy the young seedling Asparagus. The deeper the soil and the more manure used, the greater will be the crop.

One ounce will produce 800 plants

**Barr's Mammoth.** Stalks very large and thick, with close, round heads.

**Columbian Mammoth White.** A large variety, producing white shoots above ground and requiring little, if any, blanching.

**Conover's Colossal.** A very large and popular bright-green variety.

**Giant Argenteuil.** Early, exceedingly large and very productive.

**Palmetto.** Very early and prolific with thick, dark green shoots, distinctly pointed.

**Washington.** A new rust-resistant variety introduced by the U. S. Dept. of Agriculture and unquestionably will soon replace all other varieties; shoots are long, straight, thick and heavy, with closely folded tips; very productive.



Washington Asparagus

## ASPARAGUS ROOTS

A saving of one to two years is effected by planting roots. We can supply strong two-year-old roots, the proper size for setting, of nearly all of the above varieties. Ask for prices.

## BRUSSELS SPROUTS

(Species of Cabbage  
Cultivation the same)

*Culture.*—This is a delicious vegetable, superior to either borecole or spinach. The small, cabbage-like heads which grow upon the stem are much improved by a moderate frost. Sow in hotbeds in March or April, and in the open ground in May; cultivate same as broccoli.

One ounce will sow a bed of 40 square feet and produce about 3,000 plants

**Carter's Perfection.** Stems grow about 2 feet in height and are thickly set with sprouts  $1\frac{1}{2}$  to 2 inches in diameter.

**Dwarf Improved.** Stem 20 inches high; sprouts about 2 inches in diameter and well rounded; moderately early.

**Dalkeith.** Plant stem about 20 inches high and well covered with 2 inch sprouts; hardy and fairly early.

**Half Dwarf Paris Market.** Stem 2 feet in height; sprouts closely set,  $1\frac{1}{2}$  inches in diameter, very firm and well rounded; hardy and productive.

## BROCCOLI

*Culture.*—Sow the first week in May, in drills 3 or 4 inches apart, covering the seeds lightly. When the leaves are about 3 inches broad, transplant to prepared beds 2 feet apart each way. Much resembles cauliflower. Cultivation the same.

One ounce will sow a bed of 40 square feet and produce about 3,000 plants

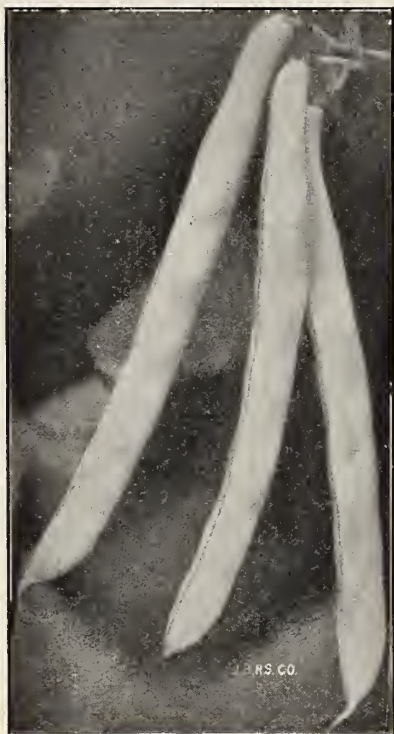
**White Cape.** Heads compact, of a good size, and creamy white; one of the most certain to head.

**Purple Cape.** Very similar to White Cape, excepting in color, heads being of a brownish purple. These two varieties are best suited for general culture.

## BEANS, DWARF OR BUSH

*Culture.*—A succession of sowings can be made from the first week in May until September. These dates are for the latitude of New York; farther south the sowing must be done earlier, farther north, later. Plant in drills about 2 inches deep, and from 18 inches to 2 feet apart, according to the richness of the soil; the poorer the soil the closer they can be planted. The seeds should be dropped about 2 inches apart.

One and a half pints to 100 feet in drills, or 150 hills; 1 bushel to the acre, in drills



New Kidney Wax

### FOUR OF THE BEST WAX BEANS

#### PENCIL POD BLACK WAX

We would place this very desirable variety at the head of the list of the long, round-podded wax beans, and as one of the very best for either home or market garden. The plant is exceptionally strong in growth, producing a profusion of fleshy, brittle, stringless pods, clear yellow in color and of the highest quality.

#### NEW KIDNEY WAX

A handsome, flat-podded wax variety resembling Wardwell's Kidney Wax, but with longer, thicker though not as broad pods. A productive, attractive variety of the highest quality. The pods are nearly 6 inches in length, entirely stringless, very brittle and of a clear yellow color; fine for canning.

#### CURRIE'S RUST PROOF WAX

This is a market gardener's variety, grown more for its earliness and hardiness than for its quality. It is grown very largely in the South for northern markets and carries very well. Pods are long, broad or flat, stringy, of a clear yellow color. We have a very fine, early, true stock of this variety.

#### SURE CROP WAX

A most excellent variety, being a selection from Currie's, having black seed but differing from that sort in that it is entirely stringless, with longer, somewhat thicker, but less broad, flat pods. When this bean is better known we predict that it will entirely supersede its parent, not only for the home garden but for shipping as well.

### OTHER STANDARD DWARF WAX VARIETIES

**Black Wax, Prolific.** An old, early, standard variety which has now been largely superseded by the better type, Pencil Pod Black Wax.

**Davis' White Kidney Wax.** An early, productive and attractive white seeded variety with long, flat, straight, rather stringy pods; used largely by market gardeners because of its showy, bright yellow pods.

**Flageolet Wax, Violet (Perfection Wax).** A vigorous, hardy and productive variety, used largely in the South for shipment to northern markets; withstands hot weather better than most wax sorts.

**Golden Eye Wax.** A very early, hardy and prolific variety, with long, flat, almost straight pods; nearly rust proof.

**Golden Wax.** An old standard, popular wax variety, more largely grown in the home garden than other sorts; pods are fairly long, nearly round, bright yellow and stringless.

**Hodson Wax.** One of the latest of the wax varieties, though very vigorous, hardy and productive, with large, flat, long, attractive pods; a shipping sort.

**Refugee Wax (Stringless).** A popular mid-season, hardy and desirable variety with numerous round, stringless, bright yellow pods; desirable for canning.

**Round Pod Kidney Wax (Brittle Wax).** An excellent variety and one of the best for the home garden. The pods are over six inches long, round, stringless and of a yellow, wax-like color.

**Unrivalled Wax.** A desirable sort either for the home or market garden; pods are rather narrow, fleshy and somewhat flattened; of a bright yellow color and borne in abundance.

**Wardwell's Kidney Wax.** An old favorite, popular gardener's variety; pods large, rather broad, flat, fleshy, fine grained and stringless; very attractive and desirable.

**Webber Wax (Crackerjack Wax).** A very high quality, exceedingly productive, flat podded, stringless variety; popular for either private or market garden.



Bountiful

## FOUR SUPERIOR GREEN - PODDED BEANS

### BOUNTIFUL

For a really high quality, green-podded snap bean we place Bountiful at the head of the list. A most desirable sort for either the home or market garden. Very early, hardy, vigorous and productive, with long, thick, flat and slightly curved pods; entirely stringless and light green in color.

### FULL MEASURE

One of the best and most satisfactory of the stringless, green-podded snap beans. A very early, productive, high quality variety, with long, straight, fleshy, round pods and entirely without strings; excellent for either market or home garden.

### BURPEE'S STRINGLESS GREEN POD

This is also a very excellent round-podded, stringless variety and a popular favorite. The pods are not as long as Full Measure but are equally desirable.

### BLACK VALENTINE

Grown largely in the South as a shipping variety for distant markets, but because of its stringiness is not as desirable for the home garden. A very vigorous sort with beautiful, long, slender, round, straight pods, of a dark green color. Highly recommended as an extra early gardener's variety.

## STANDARD GREEN - PODDED DWARF VARIETIES

**Boston Small Pea.** The Navy Bean of commerce; grown largely as a field variety for the dry seed.

**Broad Windsor.** The English "Broad Bean"; the largest and best of its class.

**French's Horticultural.** One of the most attractive of the Dwarf Horticultural family. Vine erect, straight and compact, with a tendency to throw out short runners. Pods prolific, 8 inches long, broad and distinctly marked a very vivid crimson.

**Giant Stringless Green Pod.** Somewhat similar to Burpee's Stringless, but the pod is longer, straighter, more slender and slightly lighter in color; early, hardy and of the highest quality.

**Horticultural Dwarf.** An old standard snap and shell sort. Pods about 5 inches long, almost stringless; color greenish-yellow splashed with carmine; used largely as a succotash bean.

**Hopkins' Improved Red Valentine.** An improved strain of the popular Red Valentine. Pods somewhat longer and more round; seeds darker in color.

**Improved Early Red Valentine.** An old standard, hardy, early and productive variety; pods long, round, slightly stringy but of good quality.

**Large White Kidney.** A most excellent white, kidney-shaped field bean; one of the best sorts for baking.

**Large White Marrow.** Large oval-shaped white beans; grown very largely as a field crop.

**Longfellow.** An excellent variety of French origin; moderately early and productive. The long, slender, straight, round, dark green pods are very attractive and of good quality.

**Long Yellow Six Weeks.** An old standard sort, quite hardy and productive, with long, flat pods more or less stringy.

**Low's Champion Bush.** A very old variety of the Horticultural type, sometimes known as Red Cranberry. Pods long, deep green, very flat, straight, stringless, tender and of excellent quality.

**Masterpiece (Sutton's).** An English variety used quite extensively in this country as a forcing sort on private estates; is not recommended for garden culture.

**Red Kidney.** Quite like the White Kidney except the beans are deep red in color.

**Refugee, Extra Early.** A very early, hardy and productive type of Refugee, with medium long, round and slightly stringy pods.

**Refugee, or Thousand-to-One.** A very productive, hardy, vigorous late sort, much in favor with the canning trade and popular in the South for late planting for shipment to northern markets.

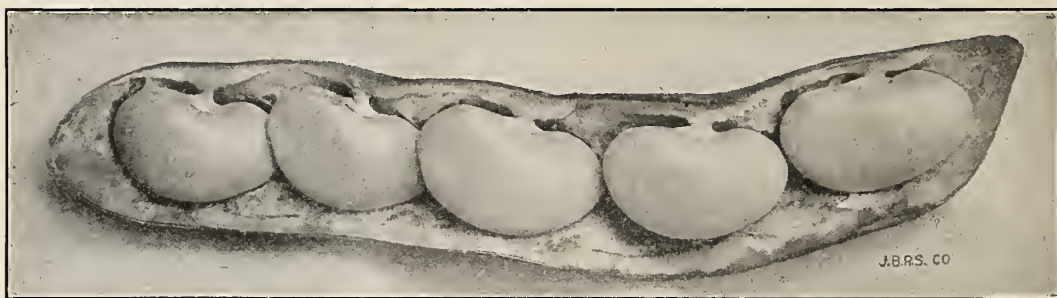
**Ruby Horticultural Dwarf.** An improved type of Dwarf Horticultural. Very hardy, early and productive. Pods 5 inches long, round and stringless; color greenish-yellow, splashed with bright carmine.

**Tennessee Green Pod (Brown Bunch).** One of the very earliest green-podded beans. Popular in the South where it is also known as Dwarf Kentucky Wonder. Pods 7 inches long, broad, very irregular in shape and dark green in color; nearly stringless; fine quality.

## LIMA AND POLE BEANS

*Culture.*—These are more tender, and require rather more care in culture than the Bush Beans, and should be sown two weeks later. They succeed best in sandy loam, which should be liberally enriched with short manure in the hills, which are formed, according to the variety, from 3 to 4 feet apart. From five to six seeds are planted in each hill about 2 inches deep. As the matured bean is used mostly, the season is too short for succession crops in the North, though it is advantageous to plant succession crops in the southern states, where the season of growth is often from March to November. Rough cedar or similar poles about 7 or 8 feet high should be used for Lima Beans to climb on. They should be set in the ground at least 18 inches, so as to prevent being blown over.

One quart to 150 hills; one-half bushel to the acre in drills



### GIANT PODDED POLE LIMA

Undoubtedly the best of all the large-podded Pole Limas. A gardener observing this variety in our trial grounds well asked the question, "Why any other Pole Lima"? It is moderately early, extremely vigorous in growth with dark green foliage and pods. The pods will average 7 inches long and are borne in clusters of six to eight; beans are extra large and of excellent quality. *See engraving above.*

**Carpinteria.** A vigorous, productive variety which retains its distinctive green color in the seed.

**Dreer's Improved** (Challenger). A vigorous growing, productive sort with large, thick, medium sized, light green beans. Also known as Potato Lima.

**Early Leviathan.** The earliest of the large podded pole Limas and one of the most desirable.

**King of the Garden.** An improved strain of Large White Lima and one of the most popular varieties.

**Large White.** The old standard pole Lima.

**Seibert's Early.** A thick seeded, early, productive variety of the highest quality.

**Small, or Sieva.** Best described as a pole variety of the well known Henderson's Bush Lima.

## DWARF OR BUSH LIMAS

### BURPEE'S IMPROVED BUSH LIMA

A decided improvement on the old sort and by far the best of the large, flat-seeded type. The vine is more sturdy and productive; beans are larger and thicker than in the old form and average one more bean to the pod.

### FORDHOOK BUSH LIMA

A most excellent variety and perhaps more generally grown for market than any other sort. The vines are very productive with large pods containing 4 to 5 large, oval-shaped, very thick, white beans.

## OTHER BUSH LIMAS

**Burpee's Bush.** The well known dwarf type of the pole Limas but now largely superseded by Burpee's Improved Bush.

**Dreer's Bush.** A thick seeded, or potato type, of dwarf Lima. Fordhook Bush Lima is a better sort.

**Henderson's Bush.** A very early, productive, small-seeded type of Limas; much in favor with canners and for private gardens in the far North.

**New Wonder Bush.** Quite similar to Burpee's Bush but a trifle earlier, more dwarf and with broader, thinner, flat beans.

**Wood's Prolific.** Quite like Henderson's Bush though the beans are somewhat larger and thicker.

## TWO OF THE BEST POLE SNAP BEANS

### KENTUCKY WONDER, OR OLD HOMESTEAD

Undoubtedly the most popular and useful of the green podded pole varieties and more generally grown than any other. Vines very vigorous and wonderfully productive, bearing round pods 9 inches long, distinctly curved, slightly stringy but tender and of good quality.

### KENTUCKY WONDER WAX

The earliness and hardiness of this variety recommend it for growing even in the northern states. It is extremely productive, with pods 9 inches long, thick, decidedly creasebacked, very fleshy and brittle, although slightly stringy; color clear light yellow.



## OTHER STANDARD POLE BEANS

**Burger's Green Pod, or White Kentucky Wonder.** A very early, white seeded variety with long, round and nearly straight, stringless pods. A high quality pole bean.

**Golden Cluster Wax.** An excellent pole wax-podded sort; early, vigorous, hardy and productive. Pods are long, extremely straight, broad and flat; color light waxy-yellow; seed beans white, oval-shaped.

**Horticultural Pole, or Cranberry (October Bean).** An old, well known standard variety with long, straight, flat, stringless pods, dark green in color, splashed with bright red.

**Lazy Wife.** A late, productive, white-seeded pole variety. Pods are long, broad, flat, stringless and of excellent quality.

**Red Speckled Cut-short, or Corn-Hill.** An old, well known, hardy, productive bean; used largely in the South for planting with corn.

**Scarlet Runner.** On the order of the Limas; grown mostly in America for its ornamental, bright scarlet flowers.

**Striped Creaseback, or Scotia.** A very hardy, productive cornfield bean. The pods are round, straight and creasebacked; slightly stringy.

**Tennessee Wonder.** Somewhat similar to Kentucky Wonder but with immensely larger, straighter, smoother and more creasebacked pods.

**White Creaseback.** A very hardy, early, old-time variety with uniform, round and slender, slightly stringy pods.

**White Dutch Case Knife.** A very old variety with long, straight, flat, stringy, though brittle, pods.

**White Dutch Runner.** Of the same general habit as Scarlet Runner but with white flowers and seed.

## TABLE BEETS

*Culture.*—The soil which is best suited is that which is rather light and thoroughly enriched with manure. For an early supply sow in spring as soon as the ground becomes fit for work, in drills about 18 inches apart and ½ inch deep. For main crop, sow the first week in May, and for winter use, sow in June.

One ounce to 50 feet of drill; 5 to 6 pounds to the acre in drills

### THREE SPLENDID BEETS

#### BOSTON CROSBY

An exceptionally desirable selection from Crosby's Egyptian and very popular with market gardeners. The roots are uniform, globe shaped with a very small top and tap root, skin dark red; flesh deep purplish red with little zoning.

#### CROSBY'S EGYPTIAN

Where a first early market variety is desired our strain will be found unequalled. Roots very uniform, a flattened globe in shape; skin very dark red, flesh deep red, lightly zoned; tops very small.



Boston Crosby

**Extra Early Egyptian.** One of the very earliest, with small tops and distinctly flat, fairly thick, dark red roots.

**Half Long Blood.** An excellent second early sort and good keeper; roots smooth, deep red in color.

**Lentz's Blood Turnip.** An extra early, round, dark red variety; used for hot house forcing.

**Long Smooth Blood.** A standard long, late variety with deep purplish-red flesh; excellent keeper.

**Swiss Chard, Silver or Sea Kale.** Its yellowish-green large leaves are used as greens and the middle leaf-rib is served like asparagus.

**Swiss Chard, Lucullus.** An improvement on the old variety, with foliage much crumpled or savoyed.

#### DETROIT DARK RED

One of the best main crop varieties for home or market garden. Roots of medium size, globe-shaped and very smooth; skin dark red, flesh solid vermilion red. Tops small, upright, dark green, shaded red. Our stock of this variety shows no white zones.



Detroit Dark Red

**Bassano, Early Flat.** An old favorite early, turnip-shaped variety with pink flesh.

**Crimson Globe.** A late or main crop variety, medium in size, globe shaped with deep purple flesh.

**Dewing's Early Blood Turnip.** A medium early dark red, top-shaped variety; flesh carmine.

**Early Blood Turnip.** The old standard red table beet with round, slightly flattened roots.

**Early Wonder.** A selection from Crosby's Egyptian, though not as early. Roots very uniform, nearly globe shaped, with small top and tap root; skin dark red, flesh deep blood red, with little zoning.

**Eclipse.** An early variety with small tops and medium sized, round, bright red roots.

**Edmand's Blood Turnip.** A second early sort, with short tops; roots nearly round, dark red in color.

**Electric.** Extra early, round, dark red roots with very small tops.

## MANGEL-WURZEL AND SUGAR BEETS

*Culture.*—The following varieties are extensively grown for feeding stock, and are excellent food to increase the flow of milk. As they grow much larger than the varieties cultivated for table use, they require more room, and should be sown in drills about 2 feet apart. The seeds should be dropped about 2 inches apart in the drills, and when strong enough, thinned out to 12 to 15 inches in the row. The long varieties are best suited to a deep soil, and the globe sorts succeed better than the long sorts on sandy soil.

6 pounds of seeds will sow an acre



Giant Sludstrup

**Champion Yellow Globe (Orange Globe).** The best Yellow Globe; heavy yielding and splendid keeper.

**Giant Half Sugar Rose (Feeding Sugar).** A most valuable, large yielding variety for feeding; roots oval-shaped; skin rose colored, flesh white. Has a larger sugar content and feeding value than most beets of its class.

**Giant Sludstrup.** A long, reddish-yellow, ovoid root, growing more than half above ground and is easily harvested. By actual analysis far excels any other variety in weight and feeding value.

**Golden Tankard.** A very popular large, heavy yielding variety with nearly cylindrical, orange-yellow roots.

**Ideal (Eckendorf).** Light yellow roots, cylindrical in form and grow well above ground.

**Long Red Mammoth Prize.** An old, popular sort, attaining a large size; roots nearly cylindrical in shape.

**Sugar, Klein Wanzleben.** Largest yielding and one of the best for sugar making.

**Sugar, Lane's Imperial.** A white fleshed sugar beet used largely for stock feeding.

**Sugar, Vilmorin's Improved.** An improved type of sugar beet used extensively for making beet sugar.

## CAULIFLOWER

*Culture.*—When grown to perfection, this is a most delicious vegetable, and well repays generous treatment in cultivation. With a deep rich soil and an abundance of moisture, which in dry seasons must be applied artificially, Cauliflower can be grown well. The cultivation is similar to that of cabbage. For early fall crops, sow in May, and transplant in June, in rows 4 feet apart, setting the plants 2 feet apart in the row; water frequently if the ground be dry. Frequent hoeing and a liberal supply of rich liquid manure, to keep up a continuous and rapid growth, will produce splendid heads of the most delicate flavor. It facilitates blanching if the leaves are gathered loosely together and tied over the top of the head to protect from the sun. Cut before the flowers begin to open. Sow as late as June 20 for late crops, in beds or in hills, covering  $\frac{1}{2}$  inch deep.

One ounce will sow a bed of 40 square feet, and produce about 3,000 plants



**Henderson's Early Snowball.** Undoubtedly the earliest, best and most popular variety either for the home or market garden. The medium sized snow-white heads

are firm, compact and solid, with few short, upright leaves; also admirably adapted for forcing. See illustration.

**Dry Weather (Danish Giant).** A fine variety similar to Snowball and especially adapted for growing in dry locations.

**Early Dwarf Erfurt.** An excellent early sort, producing good sized, creamy-white heads.

**Extra Early Paris Forcing.** A popular early, white, sure heading variety of medium size.

**Early Favorite.** A rather large growing early sort, forming large, solid heads even under unfavorable conditions.

**Extra Select Early Dwarf Erfurt.** The finest of the Erfurt cauliflower; almost as early as Snowball; seldom fails to form a good head.

**Half Early Paris or Nonpareil.** Similar to Paris Forcing but larger and later, with a shorter stem.

**Veitch's Autumn Giant.** A large, late, vigorous variety, having large, firm, white heads.

## CABBAGE

*Culture.*—Soil for Cabbage should be rich and heavy loam, with good drainage. On such a soil, with an abundance of stable manure, excellent crops are sure to be grown. For early spring sow in fall, not too early, or the plants are liable to bolt in the spring instead of heading. In a month the plants will be fit to transplant to cold-frames, where they are wintered, taking care in planting to set the young plants down to the first leaves. Transplant in spring as soon as the ground can be worked, setting the plants 2 feet apart one way and from 12 to 18 inches the other, according to the variety. If it is desirable to economize space, lettuce or radish may be sown between the rows, as they will be out of the way before the Cabbage needs the room. For late or winter crops the seed is sown in May and the plants set out in July. In this case they are set in rows 2 x 3 feet, so as to work them with a horse and cultivator.

One ounce will produce 3,000 plants;  
4 ounces for one acre



Copenhagen Market

## EXCEPTIONALLY FINE SORTS

### COPENHAGEN MARKET

Undoubtedly the most valuable cabbage of recent introduction, maturing but a few days later than Jersey Wakefield and is valuable for both home and market garden. Plants are vigorous but compact in growth, with a short stem and few outer leaves, producing exceptionally large, round, solid, white heads. Our stock of this variety is unsurpassed.

### EARLY JERSEY WAKEFIELD

The earliest and most sure-heading of the first early cabbages and largely grown in the South for shipment to early northern markets. Plants exceedingly hardy, with a short stem; heads of medium size, very solid, uniformly pointed and excellent quality. We have a superior, early strain of this variety.

### DANISH BALL HEAD

More largely grown for winter storage than any other sort, and the most desirable. Plants very hardy, vigorous and compact with medium to short stem; heads of medium size, round and exceptionally solid. Our stock is very uniform and dependable.

## STANDARD AND WELL-KNOWN CABBAGES

**All Seasons.** One of the best second early round, deep-headed varieties and highly recommended for kraut manufacturing.

**Autumn King, or World Beater.** Probably the largest of the cabbage family though rather late in maturing; heads very large and flat.

**All Head Early (The Faultless).** As early as most of the early summer cabbages; the deep flat heads are remarkably solid and uniform.

**Charleston Large Wakefield.** About one week later than Early Jersey Wakefield but the conical heads are broader and nearly one half larger.

**Danish Round Head.** Similar to Danish Ball Head but slightly earlier and a shorter stem.

**Early Flat Dutch.** An earlier and smaller type of the Late Flat Dutch.

**Early Spring.** A very short-stemmed extra early sort with round, rather flattened heads.

**Early Summer (Henderson's).** Medium size, round, somewhat flattened, compact heads; very popular.

**Early Winnigstadt, Rice's True.** A medium early, short-stemmed variety with solid, pointed, cone-shaped heads; very productive and excellent quality.

**Eureka.** A very early, round headed, short-stemmed variety; heads medium in size and very solid.

**Extra Early Express.** About ten days earlier than Jersey Wakefield; heads small, heart shaped.

**Fottler's Improved Brunswick.** A medium early, short-stemmed Drumhead of large size; one of the best.

**Green Glazed.** A distinct, glassy, dark green, loose heading sort, grown largely in the South.

**Glory of Enkhuizen.** A medium early, short-stemmed, round-headed variety on the order of Copenhagen Market but somewhat later in maturing; can be highly recommended for field culture and kraut.

**Golden Acre.** A wonderfully fine extra early, round-headed variety on the order of Copenhagen Market. The plant is small, very compact, with few outer leaves and matures somewhat earlier than Jersey Wakefield.

**Hollander.** A standard variety with medium sized, round and very solid heads; grown largely for winter storage.

**Houser.** One of the latest, extra large, round, hard-heading varieties.

**Large Late Drumhead (Rice's Premium).** Heads large, flat and solid; a good keeper.

**Large Late Flat Dutch (Rice's Premium).** A justly popular variety extensively cultivated for market and family use. Heads large and very solid.

## DESCRIPTIVE CATALOGUE OF

### CABBAGE—Continued

**Louisville Drumhead.** A second early variety which withstands summer heat, producing large, hard heads.

**Red Dutch.** Similar to Red Rock, though somewhat earlier and smaller.

**Red Rock.** The largest and surest heading red cabbage.

**Succession (Henderson's).** One of the very best second early cabbages; heads very large, flattened and solid; largely grown in the South for shipment to northern markets. Our stock is superior.

**Surehead (Rice's).** An exceptionally fine, dependable cabbage of the Flat Dutch type. A splendid keeper.

**Savoy, Perfection Drumhead.** The best winter-keeping Savoy type; heads late, round, compact and solid.

**Stein's Early Flat Dutch.** An early and excellent type, with medium stem and hard, round, solid heads.

**St. Louis Market.** A very fine, large, late, short-stemmed variety.

**Stone Mason Drumhead (Warren's).** One of the best main crop sorts with large, firm, broad heads.

**Volga (Early Stonehead).** A second early, main crop variety, quite distinct from other sorts; heads large, uniformly round and deep, with short stem.

### CHINESE OR CELERY CABBAGE

A species of Cabbage which somewhat resembles Cos Lettuce in its growth and appearance. It does not form solid heads like cabbage, but grows rather loosely, and is served raw like lettuce or prepared as cold slaw, also boiled like Spinach. Should not be sown early as the plants run to seed during the summer. It grows best during cool weather and seed sown the end of July or early August will bring best results. Plants will not stand transplanting, consequently the seed should be sown where plants are to grow and thinned to stand 15 inches apart in the row.

**Pe Tsai.** This variety makes an upright growth and produces an elongated head which blanches a creamy white; very mild in flavor.

**Wong Bok.** The heads of this variety are broader than Pe Tsai and leaves fold tighter, making a more compact plant.

## CARROT

*Culture.*—Carrots require a very finely pulverized soil to grow them to perfection. A good, light and well-enriched sandy loam is the best for this crop. For field culture, sow in drills 3 to 3½ feet apart, so as to cultivate by horse. Market-gardeners sow in drills, about 18 inches apart, and cultivate by hand. For early crops cover ½ inch deep, and thin to 6 inches apart in the rows; for late, cover ¾ inch deep, and thin to 4 inches.

One ounce will sow 100 feet of drill; 3 pounds required for an acre



Danvers Half Long Carrot

## TWO LEADING CARROTS

### DANVERS HALF LONG

A splendid orange carrot, grown for its productiveness and adaptability to all soils. One of the best and most desirable for home or market garden. Roots 6 to 8 inches long, tapering uniformly to a blunt point; flesh deep orange, tender and excellent quality.

### CHANTENAY

An excellent productive, half-long, medium early variety. The thick roots are about 6 inches long, broad at the shoulder, stump rooted, very smooth, handsome and of deep orange color; grown extensively by market gardeners.

**Early Scarlet Horn.** One of the earliest and best for the home garden; roots short, blunt and of orange red color; tops very small; quality the best.

**French Forcing Horn (Golden Ball).** The earliest variety with nearly round, orange colored roots.

**Half Long Stump Rooted Nantes.** A distinct sort with long, nearly cylindrical, blunt ended roots, smooth, almost coreless and of bright orange color.

**Improved Long Orange.** The old standard variety; roots about 12 inches long and of deep orange color.

**Improved Short White.** Grown mostly for stock feeding; roots 8 inches long, very smooth, heavy at the shoulder and tapering to a point; color creamy-white.

**Large White Belgian.** White roots 16 inches long and very thick. Grown for stock feeding.

**Large Yellow Belgian.** Similar to White Belgian with roots a trifle longer and light orange in color.

**Long Red St. Valery.** Intermediate in form between Danvers and Long Orange; roots smooth and pointed; color bright red; tops small.

**Oxheart, or Guerande.** Roots very stout and thick, of medium length, ending in an abrupt small tap root; color bright orange; easily harvested.

**Rubicon.** Early, almost cylindrical in shape, half long and stump rooted; color deep orange.

# CELERY

*Culture.*—Sow seeds in a hotbed or coldframe. As soon as the plants are about 3 inches high, transplant to a nicely prepared bed in the border, setting them 4 or 5 inches apart. When about 8 inches high, and fine, stocky plants, set them in the trenches. Earth up a little during the summer, keeping the leaf stalks close together, so that the soil cannot get between them. Finish earthing up in autumn, and never hoe or earth up in moist weather, nor when the plants are moistened with dew as it will cause rust.

To preserve celery for winter, dig trenches 1 foot in width and as deep as the top of the plants. Stand the celery in these, erect as they grew, with what dirt adheres to the roots, packing closely, but not crowding. After the trench is filled it should be covered with straw or leaves as a protection from frost. Do not cover until the weather becomes quite cold, and then only a little at a time, as the cold becomes greater. Celery will bear a good deal of frost. The trench must have good drainage.

One ounce will produce 7,000 plants



Dwarf Golden Self Blanching Celery

## CELERIAC (Turnip-Rooted Celery)

*Culture.*—A variety of celery with turnip-shaped roots, which are white-fleshed, comparatively tender, and have the flavor of celery stalks. The seed may be sown in the open ground in April, and the young plants nursed in the same way as celery; but in planting out the ground is manured and dug, not trenched, and the plants are set in shallow drills 12 inches apart, watering freely. As the growth advances, draw earth to the plants to blanch them and make them delicate and tender.

**Large Early Erfurt.** Roots are of large size, rounded, clean skinned and with a small neck.

**Large Smooth Prague.** One of the largest; roots smooth and almost spherical.

### DWARF GOLDEN SELF BLANCHING

This variety is without doubt the finest early celery and more generally cultivated than any other. Plants compact and stocky, with yellowish-green foliage; stalks perfectly solid and blanch a handsome golden-yellow color; of fine nutty flavor.

### EMPEROR, OR FORDHOOK

A valuable selection from Columbia and follows Self Blanching in season. We consider this one of the finest varieties for fall or winter use. Plant quite dwarf and stocky, with large, full, light yellow heart; stalks are broad, thick and crisp.

**Boston Market.** Of strong growth and a good keeper; forms a cluster of heads instead of a single one.

**Columbia.** A desirable early maturing variety, following Self Blanching. Of medium height; stalks thick and round, blanching golden yellow.

**Dwarf Golden Heart.** Popular for the home garden. Very solid, with rich, golden-yellow heart.

**Easy Blanching (Sanford Supcrb).** Resembles Golden Self Blanching, though two weeks later. It is also more hardy, less liable to blight, has green foliage, and stalks blanch white instead of yellow; an excellent keeper as well as an early celery; quality the best.

**Giant Golden Heart.** A selection from Dwarf Golden Heart; grows larger and is a better keeper.

**Giant Pascal.** A standard winter keeping, green-leaved celery. Compact and vigorous in growth with short, broad, thick stalks which blanch a beautiful yellowish-white.

**Improved White Plume.** A popular very early variety; leaves light bright green; blanches silvery white.

**New Rose.** One of the best of the red or pink varieties; early, hardy, solid; fine nutty flavor.

**Pink Plume.** General habit like White Plume, with stalks richly suffused with pink.

**Winter Queen.** A storage variety of medium height, with broad, light green stalks; easily bleached.

## CHICORY

Chicory is cultivated chiefly for its roots, which are dried, and used as a substitute or flavoring ingredient for coffee. The leaves, when blanched, are also esteemed as a salad. Cultivate as recommended for carrots.

One ounce will sow a bed of 4 square yards

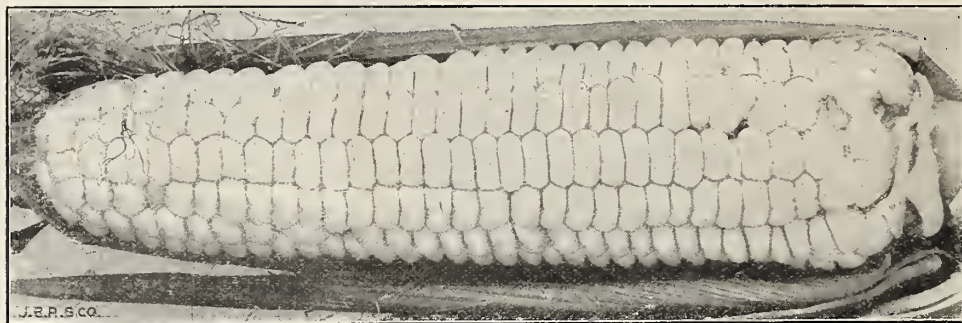
**Large-rooted.** The dried roots are roasted and mixed with coffee, or used as a substitute.

**Witloof (French Endive).** The plants form long, parsnip-shaped roots; the roots are forced in frames or greenhouse and the new growth of lettuce-like leaves are cut and served as a salad.

# CORN, SWEET OR SUGAR

† *Culture.*—Corn requires a good soil and a warm situation. Commence for first early by planting the early varieties about May 1, and if a continuous supply is wanted all summer, make plantings about two weeks apart from May 1 until the last of July, first planting early varieties, then later ones. Plant in rows 3 feet apart, and make the hills about the same distance apart in the rows. Five kernels in a hill are plenty. Cover about 1 inch deep for early, and a little deeper for late. Thin to three plants in a hill.

One quart will plant 200 hills; 1 peck will plant 1 acre in hills



Mammoth White Cory

## THREE MOST DESIRABLE VARIETIES

**Mammoth White Cory.** One of the very best, large eared, extra early varieties for market and home garden. Stalks about 4 feet high, generally producing two large, finely shaped ears which are fit for use earlier than most any sort; ears are 12 rowed, 7 to 8 inches long.

**Golden Bantam.** The standard quality sweet corn and one of the best for the home garden; fairly early in season and of rather dwarf growth; ears 6 to 8 inches long with 8 rows of golden yellow grain.

**Whipple's Early.** A splendid new extra early variety with the deep grain of the Evergreen type. While maturing 5 days earlier than Early Crosby, it produces an ear nearly as large as Evergreen; ears rather blocky in form, 16 to 18 rowed and well filled to the end with pearly white grain of exceptional quality.

## EXTRA EARLY VARIETIES

**Adams' Extra Early.** Not a sugar corn but largely grown for early use, especially in the South, where the hard, thick husks prevent the entrance of the corn worm. Our strain is superior in earliness, size of ear and dwarf habit to any known stock.

**Burbank's Early Maine.** An early, large eared variety with white cob and grain; ears 8 inches long, 10 to 12 rowed.

**Cory, White Cob.** A selection from Red Cob Cory, having white kernels and cob.

**Cory, Red Cob.** An old, very early, 8-rowed variety with fair sized ears; red grain and cob.

**Dreer's Aristocrat.** The best of the early, pink or red cob varieties; ears exceptionally large for an early, dwarf sort, measuring 8 inches; 8 to 10 rowed; follows Mammoth Cory in season.

**Early Mayflower.** A selection from, and quite identical with, our Mammoth White Cory; popular in New England.

**Extra Early Dighton (Earliest of All).** The earliest known sweet corn; grain white and broad with a pink cob; ears 6 to 7 inches long, 8 to 10 rowed; good quality for so early a corn, and being first in the market should be profitable to market gardeners.

## SECOND EARLY VARIETIES

**Crosby.** An old, popular, second early variety; ears 7 inches long, 12-rowed; grain white and very sweet.

**Golden Cream.** On the order of Golden Bantam, though somewhat later, but the golden colored grain is smaller, deeper and of zigzag formation.

**Golden Giant.** An excellent new yellow sweet corn, being a cross between Golden Bantam and Howling Mob, having the large ear of the latter with the sweet quality of the former.

**Howling Mob.** One of the best second early, large eared sorts with white ears 10 inches long, 16 rowed; very productive and of excellent quality.

**Kendel's Giant.** A large-eared, second early sort on the order of Howling Mob, but while a trifle earlier, has a shorter, 12-rowed ear.

**Minnesota.** An old standard popular sort. Ears 8 inches long, 8 rowed; very sweet and tender.

**Premo.** An early sweet corn, somewhat resembling Crosby, though a trifle earlier.

## MEDIUM EARLY VARIETIES

**Adams' Early.** Not a sugar corn; similar to Adams' Extra Early but two weeks later; ears 8 in., 12-rowed.

**Bantam Evergreen.** A cross between Golden Bantam and Stowell's Evergreen and a most excellent sort, with large 8 inch, golden-yellow ears, 12 to 14 rowed; matures with Early Evergreen; quality the best.

**Black Mexican.** One of the oldest and sweetest varieties; ears 8 inches long, 8 rowed.

**Champion.** A large eared, 14-rowed variety, maturing about two weeks later than Mammoth Cory.

**Kelly's Hybrid (Acme Evergreen).** A splendid high quality corn and one of the sweetest ever grown. In season with Early Evergreen; ears 8 inches long, 14-rowed, with deep, very white grain.

**Mammoth Early.** A large eared second early sort; ears 9 inches long, 14-rowed; sweet and tender.

**MEDIUM EARLY VARIETIES—Continued**

**Perry's Hybrid.** Following Minnesota in season with ears 8 inches long, 12-rowed; cob usually pink.  
**Potter's Excelsior (Squantum).** Fine large ears and deep, sweet grain. An old favorite.  
**Rice's Early Evergreen.** A valuable sort, maturing nearly a week earlier than Stowell's. Ears nearly as large, 8 inches long, 14 to 16 rowed; very productive and of high quality.

**MAIN CROP AND LATE VARIETIES**

**Bear's Foot.** Popular in New England. Ears broad, "bear-footed" on the end and filled with narrow, deep, zig-zag grain.  
**Country Gentleman (Shoe Peg).** An exceptionally fine quality corn; ears 7 to 8 inches long, cob small, white and densely covered with long, slender, white grains, without row formation.  
**Mammoth Sugar (Late Mammoth).** The largest eared variety; somewhat earlier than Stowell's Evergreen. Ears 12 inches long, 16 to 18 rowed.  
**Narrow Grained Evergreen.** Similar to Stowell's but with a narrower white grain.

**Old Colony.** Ears large and sweet; one of the best late varieties.  
**Stowell's Evergreen.** The standard and best known main crop sweet corn and most extensively grown. Of rather tall, vigorous growth; ears 9 inches long, 16 to 18 rowed, with very deep, white, sweet grain.  
**Trucker's Favorite.** A late variety of the Adams' type; ears very large and handsome; 14 to 16 rowed.  
**White Evergreen.** A selection from Stowell's but with a larger, broader ear and broader, whiter grain.  
**Zig Zag Evergreen.** Similar to Stowell's but having ears densely covered with narrower grain, without row formation.

**POP CORN**

We have exceptionally good stocks and can supply **White Rice, Queen's Golden, Black Beauty and Mapledale Prolific.** Prices on application.

**FIELD AND FODDER CORN**

We carry large stocks of all the standard varieties of **Field Corn** suitable to our locality and will be pleased to quote prices on application.

**CUCUMBER**

*Culture.*—For earliest use, sow the seed in the hotbed or greenhouse in February or March, in warm loam, where the temperature is about 90°; cover half an inch deep, and, when the plants are of fair size, transplant into hills (made in the greenhouse), four plants in a hill, so that when the weather permits the whole hill can be moved to the open ground by means of tins made for that purpose. Plant for general use in the open ground, about June 1, in hills 6 feet apart each way, and thin to three plants in a hill. Fine old manure (about 6 cords per acre) is sufficient; or, better still, plant on land from which a crop has been taken, and which was heavily manured for that crop. A sprinkling of dry plaster will keep off the striped bug. **One ounce will plant 50 hills; 2 pounds will plant an acre.**

**THREE MOST DESIRABLE VARIETIES**

**RICE'S EARLY FORTUNE**

Recommended as one of the best shipping sorts ever introduced and probably more largely grown for that purpose than any variety. A White Spine type, early, very productive and nearly disease-resistant. Mature fruits 9 inches long, very uniform, cylindrical, slightly tapering towards the ends; flesh white, very firm and crisp with few seeds. Noted for its rich, very dark green color which does not fade when shipped to distant markets. *See illustration.*

**EARLIEST OF ALL**


One of the very earliest and most desirable of the White Spine type, much in favor in the South for early shipment. Fruit very uniform, about 7 inches long, cylindrical, tapering slightly but abruptly at both ends; color a good, deep green. A fine variety for home garden.

**DAVIS' PERFECT**

An extra long, dark green type of White Spine, retaining its color long after being picked. The fruit will average 11 to 12 inches in length and 2½ inches in diameter, smooth and tapering at both ends. A very desirable cucumber, largely grown as a market variety and for greenhouse forcing.

**STANDARD CUCUMBERS**

**Boston Pickling, or Green Prolific.** A desirable pickling variety and one of the most productive, with short, thick, smooth, bright green fruit.  
**Cool and Crisp.** An early White Spine type, pointed at both ends and rather thicker in the middle.  
**Chicago Pickling (Westerfield).** A most excellent pickling sort and one of the very best for this purpose; fruit very uniform and of good color.  
**Early Cluster.** Noted for its earliness and small, short, rather chunky fruit, which is borne in clusters.  
**Early Frame, or Short Green.** A vigorous and productive all-around variety, medium in size and earliness; good for either pickling or slicing.  
**Extra Early Russian.** The earliest variety; hardy and productive, with very small fruit.



Rice's Early Fortune

**Everbearing.** A productive, main crop variety, quite like Early Frame; a fair pickler.  
**Fordhook Famous.** Largest of the White Spine family; fruit 14 inches long, tapering at both ends, crisp and solid; fine for slicing.


---

---

## DESCRIPTIVE CATALOGUE OF

---

### CUCUMBERS—Continued



**Davis' Perfect**

- Giant Pera.** One of the longest of the Long Green (or Black Spine) family; fruit often 15 inches long, smooth and dark green in color.
- Japanese Climbing.** A distinct climbing sort for covering fences or trellises and producing excellent, long, crisp, desirable fruit.
- Jersey Pickling.** A very productive variety with long, tapering cucumbers and pickles.
- Klondike.** A medium early, very dark green type of White Spine, with uniform, rather thick fruit 7 inches long; fairly productive.
- Long Green, Improved.** A standard late, well known table variety with long, slender, more or less warty, dark green fruit 14 inches in length. We have a superior strain of this variety.
- Nichols' Medium Green.** A black spined variety, quite similar in type and size to Early Frame.
- Snow's Perfected Pickle.** A symmetrical, well formed and productive pickle; early, small, square ended and dark green; desirable as a bottle pickle.
- West India Gherkin.** Grown exclusively for pickles; fruit very small, oval and covered with spines.
- White Spine, Extra Long (Evergreen).** An extra long type of White Spine; fruit cylindrical, deep green.
- White Spine, Henderson's Perfected.** A very fine type of dark green White Spine and popular in the South as a shipping variety. Fruits very symmetrical, thick and nearly square ended, about 8 inches long.
- White Spine, Improved Early (Arlington).** The old standard, popular cucumber and a favorite in every garden; fruits about 7 inches long and good for either pickling or slicing.
- White Wonder.** A distinctive variety with fair size, short and rather blocky, ivory-white fruit.

---

## CORN SALAD, OR FETTICUS

*Culture.*—This excellent hardy salad may be had the year round. Sow in September in drills 8 inches apart, covering the seeds lightly, and protect from frost by a light covering of hay or litter. This seed may also be sown in spring.

One ounce will sow 150 feet of drill

**Large Green Cabbaging.** A quite distinct sort with short, rounded, smooth, almost erect, very green leaves, forming a compact rosette.

**Large Seeded Dutch.** A vigorous variety; leaves large, round, grayish green and veined.

## COLLARDS, OR COLEWORT

A variety of cabbage known in different sections as "Cole" and "Colewort." It is extensively used in the South for "greens," where it continues in luxuriant growth all winter.

One ounce will produce 3,000 plants

**True Georgia.** Plant 2 to 3 feet high, forming a cluster of tender, undulated leaves at the top of its rather long stem.

**Improved Broad Leaf.** A distinct, very early variety, forming a rosette of large, broad leaves.

**Improved Thick Leaf.** One of the best, forming a regular tuft of rather upright growth; blanches readily.

**Common, or French Garden.** A selection from and an improvement on the common Dandelion.

When you buy seeds for price, don't be disappointed if price is all you get.

---

## CRESS, OR PEPPER GRASS

*Culture.*—The Curled Cress should be sown in the early spring, very thickly in shallow drills, and repeated at frequent intervals for succession, as it soon runs to seed. The Water Cress may be sown in May, on the ground where it is intended to be grown, and the plants transplanted to stand a foot apart.

**Extra Curled (Peppergrass).** A small curled plant having a fine pungent flavor and used as a salad.

**True Water Cress.** For growing along the banks of ponds and streams; wholly unlike Extra Curled; leaves are quite large and thick.

## ENDIVE

*Culture.*—Endive is one of the best salads for fall and winter use. Sow for an early supply about the middle of April. As it is used mostly in the fall months, the main sowings are made in June and July. Plant 1 foot apart each way. When the plant has attained its full size, gather up the leaves and tie them by their tips in a conical form. This excludes the light and air from the inner leaves, which, in the course of from three to six weeks, become blanched.

One ounce will sow 300 feet of drill

**Broad Leaved Batavian (Escarolle).** One of the best varieties for salads; leaves broad, more or less twisted and wavy, bright deep green, with a nearly white midrib. Inner leaves form a fair head which blanches a creamy white.

**Green Curled Winter.** The most hardy and vigorous sort; leaves bright, deep green with the outer midribs usually showing a trace of rose; readily blanches a creamy white.

**Moss Curled.** Grows more compact than Green Curled and the medium green leaves are finer cut; leaf stems often tinged purple; blanches creamy white.

**White Curled.** The divided leaves are a very light yellowish-green color which blanch almost white.



## EGG PLANT

*Culture.*—The Egg Plant will thrive in any good garden soil, but will repay good treatment. The seeds should be sown in hotbed or warm greenhouse in March or April, and when about an inch high, potted in 2-inch pots. Plant out about June 1, 2½ feet apart. If no hotbed is at hand, they can be grown in any light room where the temperature will average 75°.

One ounce for 2,000 plants

**Black Beauty.** Earlier and nearly as large as New York Purple; fruit very dark purple, which color it holds for a long time.

**Early Dwarf Purple.** The earliest Egg Plant; fruit small, ovoid-shaped, 3 to 4 inches long by 2 inches in diameter; deep dull purple in color.

**Early Long Purple.** One of the earliest and most productive sorts; fruits club-shaped, 6 to 8 inches long, rich purple and fine quality.

**Florida High Bush.** Of strong, upright growth, holding its fruit well above ground; fruit similar in form and size to New York Purple, though not so dark in color.

**New York Improved Purple (Spineless).** The favorite market variety. Plant large, spreading and spineless, producing four to six large oval fruits of dark purple color.

## KOHL RABI (Turnip-Rooted Cabbage)

*Culture.*—This vegetable, the popularity of which is rapidly increasing, combines the virtues of the turnip and cabbage, but excels both in nutritive, hardy and productive qualities. The seed may be sown in June, in rows 18 inches apart, and the plants thinned out to 8 or 10 inches in the rows.

One ounce will sow 300 feet of drill

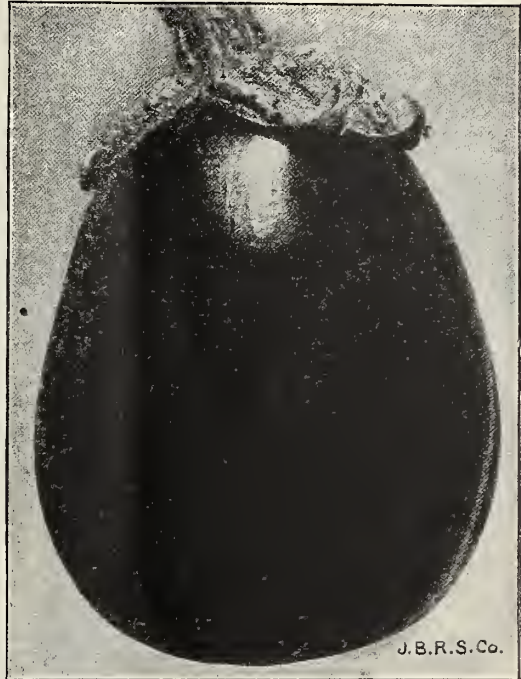


White Vienna Kohl Rabi

**Early White Vienna.** Extremely early, with distinctly small tops; bulbs medium size, very light green or nearly white and of best quality.

**Early Purple Vienna.** Early and with small top; bulbs medium size and purple in color; flesh white.

**Large Green, or White.** Quite hardy and most productive; grown mostly for stock feeding; bulbs often weigh 8 to 10 pounds and are of a greenish-white color.



Black Beauty Egg Plant

## KALE, or BORECOLE

*Culture.*—Sow from the middle of April to the beginning of May in prepared beds; transplant in June, and treat in the same manner as for cabbage. Of all the cabbage tribe, this is the most tender and delicate, and would be much more extensively grown than it is if its excellent qualities were generally known.

One ounce will produce 3,000 plants

**Dwarf German Purple, or Brown Curled.** Similar to Dwarf Curled Scotch, excepting in color of foliage, which is a rich purple; very hardy.

**Dwarf Curled Scotch.** A handsome, very finely curled, dwarf spreading variety; foliage long and of an attractive bright green; very hardy.

**Dwarf Curled Siberian.** A most vigorous and spreading variety; leaves are large and rather plain in the center, but cut and frilled at the edges; color is a bluish-green.

**Tall Curled Scotch.** Plants of this variety grow two to three feet in height, bearing long, plume-like, light green leaves which are much cut and deeply curled at the edges; very hardy.

## GOURD

*Culture.*—Gourds are tender annuals, and should not be planted until all danger of frost is over, and not less than 6 feet apart each way, in good, rich loam. Three plants in a hill will be sufficient to leave at the last hoeing.

One ounce will plant 25 hills

**Dipper.** Grows in the form of a dipper and thus is useful as well as ornamental.

**Dish Cloth.** The peculiar interior is used as a sponge or dishcloth.

**Fancy Varieties Mixed.** A collection of the fancy and ornamental gourds.

**Japanese Nest Egg.** Fruit small and creamy white, much resembling a hen's egg.

**Sugar Trough.** Grows to hold from 5 to 10 gallons and makes useful household containers.

## LETTUCE

*Culture.*—Requires a rich, moist soil, and to be crisp and tender needs to be grown in cool weather. For winter use, sow in hotbeds every two weeks, at the rate of one ounce of seed to four sashes (a sash is 3 feet long by 6 feet wide); cover very lightly and transplant first to 3 inches apart each way, afterward to 8 inches. For garden or field, sow in rows, and cover one-fourth of an inch deep, and thin out to 12 inches apart in the rows. For New England the White-Seeded Tennisball for cultivation under glass, and the Black-Seeded Tennisball for outdoor use, are the standard varieties.

One ounce will sow 100 square feet, or 120 feet of drill

*Note.*—The letters B. S. indicate Black Seed; W. S., White Seed, and Y. S., Yellow Seed.



Selected Grand Rapids Lettuce

## SELECTED GRAND RAPIDS

As a greenhouse forcing variety the Grand Rapids undoubtedly stands at the head of the list, being of rapid growth, hardy and remaining in condition several days after cutting; also succeeds well in the North for early planting outside. The leaves are excessively blistered and crumpled, and the border heavily fringed; color beautiful, attractive bright green. Our seed stock of this variety is recognized as a standard of excellence. *See illustration above.*

## SELECTED BIG BOSTON

Undoubtedly the most popular head lettuce and more largely grown in a commercial way than other varieties; useful for cold frame forcing as well as for garden culture. Heads are large and compact, with broad, almost smooth leaves, slightly waved at the edge; color light green, slightly tinged reddish-brown; the solid heart is greenish-white, tinged yellow.

## ALL HEART, OR SUMMER HEADER

A splendid lettuce of the Salamander type, and particularly adapted for growing in mid-summer, as it withstands summer heat and will produce large, solid, butter-heads at a time when most varieties fail. A very dependable sort and recommended for either market or home garden.

**All Seasons.** (B. S.). A very large, medium late heading sort with solid, globular heads of deep yellow color.

**Boston Market** (W. S.). A rather small to medium size early heading sort; quite identical with White Seeded Tennisball.

**Boston Curled** (B. S.). A crisp, loose heading variety, not unlike Grand Rapids; very curly and deep green.

**Brown Dutch** (B. S.). A medium sized, late heading variety; color dark green, overlaid bronze red.

**California Cream Butter** (B. S.). A fine, firm globular variety with glossy green, brown tinged leaves and golden yellow heart; excellent quality.

**Crisp as Ice** (Hartford Bronze Head). (B. S.). A slightly elongated, compact heading variety with thick, stiff leaves, variegated dark brown and green.

**Deacon Cabbage** (W. S.). An old favorite, globular heading variety; a dependable, high quality sort.

**Denver Market** (W. S.). A decidedly crisp, oval-headed sort, producing very solid heads.

**Golden Queen** (W. S.). An early, small, compact heading variety; leaves light yellowish-green, with golden heart.

**Hanson, Improved** (W. S.). An old reliable, sure-heading sort, with large, globular heads which withstand the hot season better than most varieties.

**Henderson's New York Cabbage** (Wonderful) (W. S.). A late, large, globular heading variety; one of the best and most popular sorts to grow for market. Grown largely in California and the West as "Los Angeles."

**Hubbard's Market Cabbage** (W. S.). An excellent heading variety for forcing or open ground, producing very firm, well blanched, globular heads.

LETTUCE—Continued

- Iceberg** (W. S.). The Iceberg is becoming very popular as a market garden and shipping variety; outer leaves medium green with brown tracing on the border; heads very firm, hard and well blanched.
- May King** (W. S.). A handsome, small, extremely early, compact heading variety, well adapted to the private garden or for market; outer leaves yellowish-green, edges tinged reddish-brown; the heart blanches rich golden yellow; quality fine.
- Mignonette** (B. S.). A small, early, crisp and compact heading variety with globular, well blanched heads.
- Prize Head Early** (W. S.). A crisp and tender loose leaved, non-heading sort; very popular for private gardens; leaves much curled, light brown in color.
- Salamander** (B. S.). An old, popular American variety, which succeeds under most trying weather conditions; heads of medium size, very solid and globular.
- Silesia, Early Curled** (W. S.). One of the oldest and best known loose-heading varieties, much used for the home garden.
- Simpson, Black Seeded** (B. S.). One of the best and most popular large, early, loose-heading varieties, succeeding everywhere and always dependable; leaves broad, much crumpled and frilled.
- Simpson, Early Curled** (W. S.). A leading early, loose heading variety of fair size; leaves broad, crumpled.
- Tennisball, Black Seeded** (B. S.). A very reliable, adaptable, sure-heading sort, with globular, firm and well blanched heads; quality the best.
- Tennisball, White Seeded** (W. S.). An excellent forcing variety but does not succeed so well outdoors; heads medium in size, very compact, globular.
- Trianon Self Closing Cos** (Romaine) (W. S.). A medium large, strictly self-closing lettuce, making a well blanched, firm, loaf-shaped head; quality fine.



Selected Big Boston Lettuce

- Unrivalled** (W. S.). Sometimes known as Green Leaved Big Boston, being quite similar to that variety in form and habit of growth; differing in being of a lighter green color and without a brown tinge.
- Wayahead** (W. S.). A very early rather small, handsome, compact heading variety with medium green leaves and a rich, buttery-yellow heart; superior quality.
- White Paris Cos** (W. S.). Has smooth, long, narrow, upright leaves; blanches nicely when tied up.
- Yellow Seeded Butter** (Y. S.). A medium sized, firm, globular sort; with solid, yellow heart.

HERBS

SWEET, POT and MEDICINAL

*Culture.*—The seeds should be sown in spring, in shallow drills, 12 inches apart, and the young plants thinned out or transplanted to about 4 inches. They should be harvested on a dry day, just before the blossom develops, dried quickly and bottled, or closely packed in dry boxes, with the air entirely excluded.

- Anise.** Used for flavoring.
- Balm.** Very fragrant leaves.
- Basil, Sweet.** Leaves useful for flavoring.
- Borage.** Leaves used for flavoring.
- Caraway.** Seeds used for flavoring.
- Catnip.** Leaves used for seasoning.
- Coriander.** Seeds used for flavoring.
- Dill.** Used for flavoring pickles.
- Fennel, Florence.** A bulb-like vegetable formed above ground at base of leaf-stalk.
- Fennel, Sweet.** Seeds aromatic.
- Horehound.** Very useful for curing coughs.
- Lavender.** Leaves very fragrant.
- Marjoram, Sweet.** Used as a seasoning.
- Rosemary.** Leaves very fragrant.
- Rue.** A medicinal plant.
- Saffron.** Flowers used for coloring; leaves for flavoring.
- Sage.** A highly aromatic herb; most useful of all.
- Savory, Summer.** Leaves for flavoring soups.
- Savory, Winter.** Leaves for seasoning.
- Thyme.** Used as a seasoning.
- Wormwood.** Has medicinal qualities; splendid for poultry.

LEEK

*Culture.*—The Leek is very hardy and easily cultivated; it succeeds best in a light but well-enriched soil. Sow as early in the spring as practicable, in drills 1 inch deep and 1 foot apart. When 6 or 8 inches high, transplant in rows 10 inches apart each way, as deep as possible, that the neck, being covered, may be blanched.



Broad American Flag

- One ounce will plant 200 feet of drill**
- Broad American Flag.** The favorite gardener's variety; strong growing, broad leaved and productive.
- Large Carentan Winter.** The largest and most hardy variety; leaves as long as Rouen but much thicker and a darker green.
- London Flag.** The oldest and best known variety; hardy and productive.
- Musselburg.** A hardy sort; leaves fan-shaped and dark green.

# MUSK MELON

## CANTALOUPE

*Culture.*—A rich, deep sandy loam, well worked and highly manured with old rotten compost, is of the first importance. Plant when all danger of frost is over, in hills 5 to 6 feet apart each way; scatter a dozen seeds to a hill, and after they are out of danger from bugs, thin to three or four plants. When they have four or five rough leaves pinch off the end of the main shoot, which will cause the lateral branches to put forth sooner. This will strengthen the growth of the vines, and the fruit will come earlier to maturity.

One ounce will plant about 80 hills; 3 pounds to one acre in hills



J. B. R. S. Co.  
Bender's Surprise Melon

## FIVE EXCELLENT MELONS

### BENDER'S SURPRISE

A very popular, adaptable variety of the Surprise type being a close kin of Irondequoit and Tip Top, but with a quality far superior; it is more oblong, more full and rounded at the ends. The skin when ripe is light greenish-yellow; flesh a very deep salmon. While originally grown only in the market districts of northern New York, it is now one of the leading melons in Canada and successfully grown in a large way as far north as Minneapolis. Strongly recommended for either home or market garden. See illustration above.

### EXTRA EARLY KNIGHT

The earliest high quality melon and especially adapted for growing in the far North. A medium sized variety of the Acme type, with oblong fruit distinctly ribbed and well covered with a close gray netting; skin deep green, turning to golden at maturity; flesh fairly thick, exceedingly sweet and of a bright green color. Worthy of a place in every garden.

### EMERALD GEM

Unquestionably one of the best and earliest melons for home garden and local markets and in our opinion the best for quality; of medium size, a flattened globe in form, irregularly and distinctly ribbed and lightly netted; color deep emerald green; flesh very thick, sweet and of rich salmon color; seed cavity exceedingly small.

### EXTRA EARLY OSAGE

A splendid large, high quality melon for home garden and nearby markets. Compared with the old-style Osage is about a *week earlier*, nearly as large and possessing all the desirable characteristics of that variety in depth of flesh, fine salmon color and sweetness.

### HEARTS OF GOLD

An improved type of the Hoodoo, being somewhat larger and slightly more oblong. A most excellent, small, mid-season variety; fruit round, with tendency to heartshape, distinctly ribbed and densely covered with a fine gray netting. Flesh very thick, of splendid quality and rich orange color; ripens thoroughly to the rind and has a very small seed cavity.



Hearts of Gold Melon



## THE PERFECTO CANTALOUPE MELONS

A new type developed from Eden Gem, recognized as the best Rocky Ford shipping melon, bringing the highest price in every market. Fruits very uniform in size, nearly round and densely covered with a hard gray netting. The Perfecto Melons will weigh more to the crate than other Rocky Ford types, have the thickest flesh and smallest seed cells; quality the very best. *See illustration above.*

**Salmon Tinted Perfecto.** As described above and with a beautiful salmon-tinted flesh.

**Orange Flesh Perfecto.** Similar to the above, but having a deep, solid orange-colored flesh. The "last word" in a Rocky Ford shipping melon.

**Baltimore, or Acme.** An old standard, oblong, green-fleshed variety still popular in many sections.

**Banana Cantaloupe.** Shaped somewhat as name indicates, growing about 2½ feet long; flesh deep salmon colored.

**Burrell's Gem (Ordway Pink Meat).** An excellent small, oblong melon of the Netted Gem type, though somewhat larger and later than that variety; fairly ribbed and well netted; flesh deep salmon color.

**Cassaba, Golden Beauty.** A variety extensively grown for shipment in California and the South, but not suited for cultivation in the North; fruits globular; skin wrinkled and of a golden tint; flesh white.

**Eden Gem (Gold-lined Rocky Ford).** This is the standard Rocky Ford shipping melon; fruit round, entirely covered with netting and without ribs; flesh green, tinted yellow at the center; quality excellent.

**Fordhook.** A medium sized melon; round, much flattened at the ends, ribbed and fairly netted; skin deep emerald-green; flesh orange-yellow; quality fine.

**Hackensack (Turk's Cap).** Fruit large, round, flattened at the ends, deeply and irregularly ribbed, coarsely and heavily netted; flesh green.

**Hackensack, Extra Early Improved.** An early selection from the old Hackensack, being somewhat smaller and a week to ten days earlier.

**Honey Dew (Antibes).** A distinct melon of the Cassaba type largely grown in the South and West for shipment to northern markets. Fruit large, oval in form, with a smooth, hard, lemon-tinted shell, without ribbing or netting; flesh light emerald-green.

**Irondequoit.** A netted type of Tip Top and a most excellent main crop melon. Fruit large, gray-green in color, round, flattened at the ends, distinctly ribbed and well netted; flesh deep salmon color.

**Jenny Lind.** An extra early, small, green-fleshed melon; fruit round, flattened, with a "button" on the flower end, deeply ribbed and well netted.

**Milwaukee Market.** A variety very popular in Chicago and Milwaukee markets. Of Surprise parentage and close kin to Bender's Surprise although earlier and somewhat smaller. Fruit nearly round, lightly ribbed and fairly netted; flesh salmon color.

**Montreal Green Nutmeg (Montreal Market).** An excellent, very large, green fleshed variety, weighing upwards of 20 pounds; fruit round, flattened at both ends.

**Osage, or Miller's Cream.** A standard high quality main crop melon; fruit dark green, slightly ribbed and well covered with a gray netting; flesh rich orange-salmon, exceedingly thick and very sweet.

**Paul Rose (or Petoskey).** Of the Osage type but smaller and more oblong. Fruits are deep green, slightly ribbed and fairly netted; flesh very thick, deep salmon color and of highest quality.

**Pollock's No. 25.** Best described as a salmon-tinted Rocky Ford, being identical in every way except color of flesh, which is a light salmon at the center, shading into light green towards the rind.

**Pollock's No. 10-25.** A selection from No. 25, having a deeper salmon tint, is more uniform and better netted.

**Rocky Ford.** Fruit is small, almost round, having no ribs and densely covered with a heavy, hard, gray netting; flesh thick and deep green, showing a faint lining of pink at the center; a high quality shipping melon. We have an especially fine strain of this variety for commercial growers.

**Tip Top.** In shape varies from round to slightly oblong; rather large in size and late in maturing. Skin pale green, distinctly ribbed and lightly netted; flesh rich, deep salmon, sweet and spicy.

---

## MUSTARD

**Black or Brown.** Considered more pungent than White London; leaves oblong, broad and cut; seed reddish-brown.

**Fordhook Fancy.** A handsome, vigorous growing, mild variety, standing a long time before going to seed; leaves dark green, beautifully curled and fringed; fine for salads and garnishings.

**New Chinese.** A very vigorous sort; leaves light green, much crumpled, about twice the size of White, and of sweetly pungent flavor.


**Southern Giant Curled.** Plant vigorous and hardy, of upright, spreading growth; leaves large, light green, tinged yellow, much crumpled and frilled at the edges. The popular market variety in the South; seed small, dark reddish-brown.

**White London.** Plant of rapid, upright growth, soon going to seed; leaves rather small and smooth, deeply cut or divided; color deep green; seed large, light yellow.

# WATER MELON

*Culture.*—Watermelons are cultivated in hills, which should be 6 to 8 feet apart each way, and composed of light, moderately rich soil. The hills should be dug about 2 feet square, 18 inches deep, and half-filled with well-rotted manure, which must be thoroughly incorporated with the soil. Plant in May, ten seeds to a hill, and when the plants are well up, thin out to three. Cultivate until the vines cover the ground, and pinch the ends of the growing shoots to induce early fruiting.

One ounce will plant 25 hills; 5 pounds per acre



## HALBERT HONEY

An exceptionally fine, moderately early variety, highly recommended for home garden and near-by markets; medium to large in size, oblong in form, well filled to the ends; skin very dark green; flesh crimson and exceptionally sweet. An improvement on Kleckley's Sweets, being of better form. *See engraving above.*

## COLE'S EARLY

One of the very earliest melons and of excellent quality; especially adapted for the far North and for home gardens. Fruits are large in size, slightly oval, irregularly mottled and striped light and dark green; flesh bright red, sweet and tender.

## TOM WATSON

The best shipping melon and more largely grown for that purpose than any other sort. Fruits large and long in shape, colored a medium green with a light tracing of a darker shade; flesh rich red and of fine quality. We have an especially fine stock of this melon which shows no tendency to "white hearts."

## OTHER STANDARD MELONS

- Alabama Sweet (Bradford).** An excellent, moderately early shipping sort, oblong in form with a green skin irregularly striped dark green.
- Citron, Colorado Preserving.** A green seeded melon, considered an improvement on the older variety.
- Citron, Red Seeded.** The old, well known, red-seeded preserving melon.
- Cuban Queen.** A fine shipper; very productive and grows to a large size; slightly oblong, handsomely marked light and dark green; flesh bright red.
- Dixie.** A large, medium early, handsome, oblong melon; rind dark green, beautifully striped a lighter shade.
- Duke Jones, or Jumbo.** One of the largest and most productive; fruit round, dark green in color.
- Excel.** The largest of the shipping melons and one of the best; fruit long, dark green in color with an irregular striping and veining of a darker shade.
- Florida Favorite.** An old, well known, fairly early variety of excellent quality.
- Fordhook Early.** Adapted for home garden and local markets; an extra early variety of fair size and fine quality; skin deep green, mottled a darker shade.
- Georgia Rattlesnake (Striped Gypsy).** A very attractive, fine shipping melon; large and oblong in form; color light green, much mottled and striped dark green.
- Hungarian Honey.** A superb early, small seeded variety, globe-shaped in form; color dark green, mottled a darker shade; flesh brilliant red; excellent quality.
- Harris' Earliest.** A medium sized, extra early melon, quite identical with Cole's Early.
- Irish Gray.** A very popular, long, fine shipping variety with a distinctive, gray-green skin; flesh very firm, crisp and sweet.
- Kleckley's Sweets, or Monte Cristo.** One of the best and sweetest medium early sorts for the home garden or local markets; fairly large in size, oblong, tapering slightly towards the stem end; rind very dark green with rich, red flesh.
- Kolb's Gem.** An old standard shipping melon of large size; nearly round in form with a dark green rind, striped lighter shades.
- Long Light Icing (Gray Monarch).** A medium early, long, high quality melon of large size; skin pale green with light mottled tracing of a darker shade; flesh brilliant crimson.
- Mountain Sweet.** An old, moderately early melon of medium size; slightly oblong and very dark green.
- Peerless, or Ice Cream.** A fine early, medium sized melon; one of the best for home gardens; short oblong in form, light green, mottled a darker shade.
- Phinney's Early.** A well known oblong, early variety of a mottled green color.
- Round Dark Icing.** A moderately early, medium large, fine quality melon with dark green rind.
- Round Light Icing.** Quite similar to the above but with a bright green rind, veined a darker shade.
- Sweetheart.** A medium early melon of large size and a fair shipper; semi-oblong in form; color very light green, slightly veined a darker shade.

## ONION SEED A SPECIALTY OF OURS

*Culture.*—The Onion thrives best in a rather deep, rich loamy soil, and unlike most vegetables, succeeds well when cultivated on the same ground for successive years. The best culture requires that the ground should be deeply trenched and manured the previous autumn, and laid up in ridges during the winter to pulverize. As early in the spring as the ground is in working order, commence operations by leveling the ground with a rake and tread it firmly, sow thinly in drills about one-fourth of an inch deep, 1 foot apart; cover with fine soil, and press down with the back of a spade or a light roller. When the young plants are strong enough thin gradually so that they stand 3 or 4 inches apart. Keep the surface of the ground open and free from weeds by frequent hoeing, taking care not to stir the soil too deeply, or to collect it about the growing bulbs.

One ounce will plant 200 feet of drill; four pounds in drills for an acre.

For sets from 50 to 60 pounds should be sown to the acre, according to the richness of the soil.

### THE THREE SOUTHPORTS

In the commercial onion growing districts of America the Southport type of Globe Onions are more extensively grown than other varieties and because of their fine form, good color and excellent keeping qualities always command better prices in the market than other less globular sorts. These types are as well adapted to the small garden as they are for field culture. We carry the three types.

#### SOUTHPORT RED, YELLOW AND WHITE GLOBE

Ask for special prices in large quantities.

### STANDARD ONIONS

**Australian Brown.** Noted for its keeping qualities and peculiar brown color; semi-globe shaped, early and productive.

**Bermuda Crystal Wax.** A pure white, flat onion, largely grown in Texas for northern markets.

**Bermuda Red.** Flat, pale red, very early and productive; grown largely in Bermuda and Southern States.

**Bermuda White.** Similar to Red Bermuda except in color.

**Extra Early Red Flat.** In shape and color similar to Red Wethersfield, but two weeks earlier.

**Large Red Wethersfield.** One of the oldest and best known American types of onion; large, rather flat, deep purplish red in color; excellent keeping sort.

**Ohio Yellow Globe.** With the exception that it is distinctly flat bottomed, it resembles Southport Yellow Globe in every respect; Michigan Yellow Globe is practically the same.

**Prizetaker.** For the home garden this is one of the best, mildest and surest to grow from seed; bulbs are globe shaped and of light straw color.

**Rice's White Pickling.** A very desirable small, white pickling onion and the best of its class; bulbs run very uniform in size and pearly white in color.

**White Pearl.** A small, white pickling sort of rapid growth, mild and pleasant flavor.

**White Portugal, or Silverskin.** This variety is very extensively grown for onion sets and used largely as a pickling and bunching onion; bulbs are large, flat, fine grained, mild and pleasant in flavor.

**Yellow Danvers, Round.** More flat in form than Globe Danvers, but in other respects quite similar.

**Yellow Globe Danvers (Our Finest Strain).** A very popular, dependable variety and, while not so "globy" as the Southport type, is still popular in many markets and is an exceptional keeper.

**Yellow Strasburg.** A flat, yellow variety grown mostly for onion sets.

### FOREIGN ONIONS

**Gigantic Gibraltar.** A mammoth onion of Spanish origin, resembling our Prizetaker, but grows to larger size; globe shaped, with a thin, light, straw-colored skin.

**Giant White Garganus.** Grows to a very large size; bulbs flat but thick and very mild.

**Large White Italian Tripoli (El Paso, or Large Mexican).** Very large and handsome, white and flat; of quick growth and mild flavor.


**Mammoth Silver King.** One of the largest foreign onions; bulbs are flat, pure silvery-white color both in skin and flesh and remarkably mild.

**White Barletta.** One of the earliest, most handsome and smallest of the white pickling onions; makes a good bunching sort.

**White Queen.** A rapid growing, small, flat, white onion; grown extensively for sets, pickling and bunching.

### ONION SETS

We have large stocks and can supply in any quantity Red, White and Yellow Sets from seed, and Potato Onions and Top Sets. Ask for prices.



Southport White Globe Onions

## OKRA, OR GUMBO

This is an annual from the West Indies, cultivated for its green seed-pods, which are used in soups or stewed and served like asparagus. It is highly esteemed in the South for making gumbo soup. The pods, when young and tender, should be sliced in sections, strung on a thread and hung in the shade to cure, like dried apples; can be used for soup at any time.


*Culture.*—Sow the seed thinly in dry, warm soil, in shallow drills 2 feet apart. After the plants are up, thin them out to 9 inches apart; hoe frequently, and draw a little earth to the stems as they grow. Gather the pods when quite green and about 1½ inches long.

One and one-half ounces will plant 100 feet of drill

**Extra Early Dwarf.** A very early maturing, productive variety and more dwarf in growth than other sorts. Pods short; deep green in color.

**Perkins' Mammoth (Long Green).** Grows about 3 feet high, very early and productive; pods deep green, very long and slender. Most desirable variety for home gardens and market.

**White Velvet.** A tall growing, early and productive sort. Pods long, white, smooth and tender.



Hollow Crowned Parsnip

## PARSNIP

*Culture.*—Sow as early in the spring as the weather will permit, in drills 15 inches apart, covering half an inch deep. When well up, thin out to 5 or 6 inches apart in the rows. Unlike carrots, they are improved by frost, and it is usual to take up in fall a certain quantity for winter use, leaving the rest in the ground till spring, to be dug as required.

One ounce for 200 feet of drill; 5 to 6 pounds in drills for an acre

**Early Round.** An early, small variety with short, top-shaped roots usually 5 inches in diameter by 4 inches in depth.

**Guernsey.** Our stock of this variety is not quite as long as Hollow Crowned but of greater diameter.

**Hollow Crowned (Large Sugar).** Better known and more generally grown than any other sort; roots large, smooth, tender and sugary, 15 inches in length by 3 inches in diameter at the crown.

**Sutton's Student.** A very fine English strain with long, smooth roots of highest quality.

## PARSLEY

*Culture.*—Parsley succeeds best in rich, mellow soil. As the seed germinates very slowly, it should be sown early in spring, previously soaking the seed for a few hours in tepid water. Sow thickly in rows a foot apart and half an inch deep. For winter use, protect in a frame or light cellar or a few plants may be placed in pots or boxes and kept in the house. It is often used very effectively for edging flower-beds.

One ounce for 150 feet of drill

**Emerald Dwarf Extra Curled.** The moss-like leaves are finely curled and of a handsome bright-green color.

**Fine Double Curled.** A standard dwarf variety with finely crimped leaves.

**Fern Leaved.** A dwarf, compact, ornamental, fern-leaved variety.

**Large Rooted Hamburg.** The edible roots of this variety resemble a small, thick parsnip in shape and color, and are extensively used for flavoring soups.

**Plain.** The leaves are flat, deeply cut, but not curled, and very dark green in color.



**Champion Moss Curled.** The leaves are a uniform deep green color, very finely cut and so closely curled as to resemble bunches of moss; one of the most useful and decorative sorts. See illustration above.



## PEPPER

*Culture.*—Grown largely for pickles. Sow in hotbeds early in April and transplant to the open ground when the weather is favorable. They should be planted in warm, mellow soil, in rows 18 inches apart. They may also be sown in the open ground when danger of frost is past.

One ounce will produce 1,500 plants

### HARRIS' EARLIEST

#### The Earliest and Best for the Home Garden

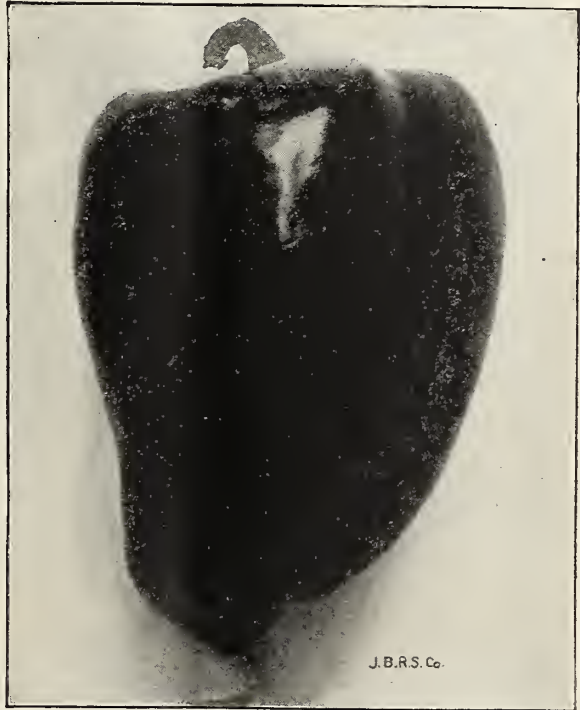
This variety is something quite distinct in peppers. Not only is it the earliest, being earlier than Neapolitan, but it is also a better formed variety, exceedingly productive and of good marketable size. The plant is distinctly dwarf, growing from 12 to 18 inches in height, compact and bushy and so productive that we have counted a full dozen fruits on a single plant at one time. Fruits are quite large for so early a variety, measuring about 4 inches in length by 3 inches in diameter, in form quite similar to Bull Nose and, having a thick flesh, make ideal stuffing peppers. A very mild, sweet sort.

### CHINESE GIANT

One of the very largest of the mild red peppers and quite distinct in its short, blocky, almost square form. The fruit when ripe is a brilliant, glossy scarlet. One of the most extensively grown varieties and highly recommended for stuffing.

### WORLDBEATER

An exceptionally fine variety and one of the very largest, being a cross between Chinese Giant and Ruby King, having the form and earliness of the latter with the size of the former. The handsome fruits are 4 lobed, 5 inches in length by 3½ inches in diameter, with a very mild, thick flesh. An exceedingly productive variety and grown extensively in the South for shipping.



Harris' Earliest Pepper

## OTHER WELL-KNOWN PEPPERS

**Crimson Giant (Ohio Crimson).** One of the earliest and best of the very late varieties, growing as large as Chinese Giant but more oblong in form; fruits very mild with thick flesh.

**Early Dwarf Red Squash.** A medium sized flat, or tomato-shaped variety, with bright red fruit, thick and mild.

**Large Bell, or Bull Nose.** An old, standard early variety, popular as a pickling sort; mild and sweet.

**Long Red Cayenne.** The 5 inch fruits are bright red, hot and pungent.

**Long Red Narrow Cayenne.** Similar to the old type Cayenne but with shorter, narrower fruit.

**Mammoth Golden Queen.** The largest of the sweet, yellow peppers, resembling Ruby King in size and form.

**Neapolitan.** One of the very earliest and most productive large varieties; fruit of upright growth, sweet and very mild.

**Pimento.** A very thick fleshed, heart-shaped, smooth, mild, crimson variety, much used for salads.

**Red Cherry.** Fruits small, round or cherry-shaped, rich scarlet and very hot.

**Red Chili.** An exceedingly prolific, very hot variety, used for pepper sauce; fruits about 1½ inches long.

**Red Cluster.** An immensely productive, small, slender, pointed variety; exceedingly hot.

**Ruby King.** One of the most profitable and satisfactory varieties for the home or market garden; early and productive; fruits of large size, mild and sweet.

**Sweet Golden Dawn.** A handsome sweet, mild, yellow variety, somewhat smaller than Golden Queen.

**Sweet Mountain, or Mammoth.** Similar to Bull Nose, but more elongated.

**Sweet Upright.** An early, productive, sweet and very mild pepper; fruits 3 inches long, quite broad and produced upright on the plant.

## PEAS

*Culture.*—Our trial of Peas is probably the most extensive on this side of the Atlantic, and it enables us to discard inferior sorts and to offer in the following list only the best varieties. Peas come earliest to maturity in light, rich soil. For general crop, a deep loam or a soil strongly inclining to clay is best. For early crop, decomposed leaves or leaf mold should be used; or, if the soil is very poor, strong manure may be used. For general crop, a good dressing should be applied, and for the dwarf-growing kinds the soil can hardly be too rich. When grown as a market crop, Peas are never staked; for private use, they are generally sown in double rows, and the tall varieties staked up by brush. For an early crop, sow as soon as the ground can be worked, and make repeated sowings every two weeks for succession. After June first sowing should be discontinued until the middle of August, when a good crop may be secured by sowing an extra-early sort.

One quart for 75 feet of drill; 2 to 3 bushels in drills for an acre

All marked thus (\*) are wrinkled varieties

### EIGHT CHOICE PEAS

We name below eight splendid Peas, which through extended trials have proved, to our mind, to be the choicest and most desirable of their respective classes.

#### \*HUNDREDFOLD

A wonderful new pea of English origin, on the order of Laxtonian. Pods nearly as large as Telephone on a vine only 16 inches high. This pea is grown extensively as a market garden sort and is equally adapted to the home garden. The pods are nearly 4½ inches long, broad, pointed and well filled with 8 to 9 large, delicious, sweet peas.

#### \*LITTLE MARVEL

An exceptionally productive, early, high quality variety for the home garden. The vines are about 14 inches in height, sturdy and loaded with long, straight pods nearly 4 inches in length. This pea is rapidly superseding many of the older varieties for home culture and is worthy a place in every garden.

#### \*THOMAS LAXTON

The favorite large-podded market gardeners' variety and probably more generally grown for market purposes than any other sort. Vine 2½ feet in height, bearing numerous well filled pods 3½ inches long, nearly round, square ended and of high quality. Noted for its productiveness and dependability.

#### \*WORLD'S RECORD

A new variety on the order of Gradus, which it resembles in many ways; might well be considered an improvement on that sort, being slightly earlier, more productive and true to a fixed type. Grows about 2 feet in height, with large, dark green pods nearly 4 inches in length, broad, pointed and always well filled with large, sweet peas of splendid quality. An excellent, profitable sort for home or market garden.

#### \*ALDERMAN

Undoubtedly the best of the dark-podded Telephone type of peas and now more largely grown for either market or home garden than any of the tall growing, main crop varieties. Vines strong and sturdy, nearly 4 feet in height and loaded with mammoth, dark green pods nearly 5 inches in length, very broad, straight, pointed and well filled with large sweet peas of highest quality.

#### SUTTON'S ACQUISITION

A most satisfactory variety for the market gardener, and an improvement on the Ameer type of peas. The best of the smooth, blue seeded sorts; will stand very early planting and come into the profitable early market. Vine and foliage strong and sturdy, 2½ feet in height, well covered with deep-green pods 4½ inches long, broad, saddle-backed and pointed. A very showy variety, maturing with Gradus but more productive.

#### \*PRIZEWINNER

An excellent new, semi-dwarf pea of the Stratagem type and one of the best of the late, or main crop, varieties. A very productive sort, growing about 2½ feet in height with heavy, stout vines. The large, dark green pods are about 4½ inches in length, straight, pointed and always well filled with excellent peas.

#### \*SUTTON'S INCOMPARABLE

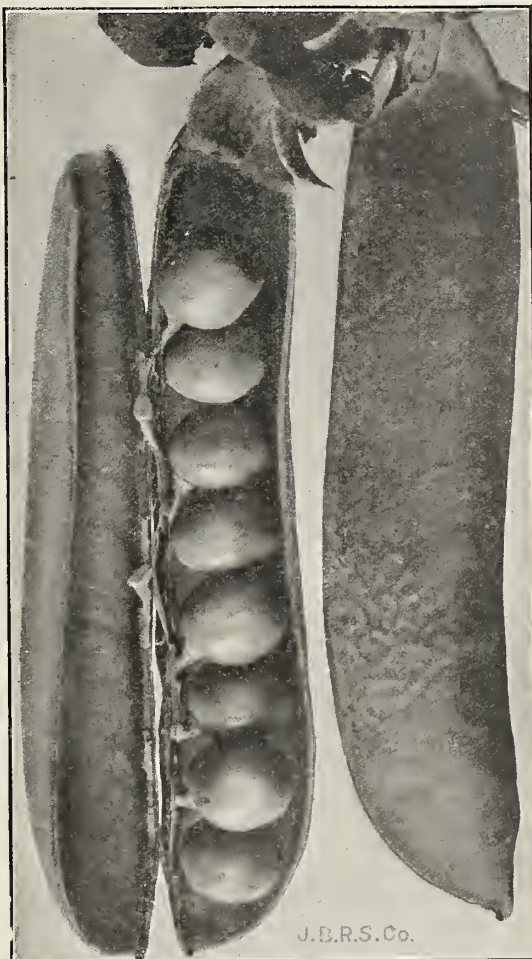
One of the finest, most productive, high quality, main crop peas we are acquainted with. The vine and foliage are very sturdy, heavy, and dark green. The massive pods are quite distinct in their broadness and "leathery" appearance, 5 inches in length, straight, square-ended and very dark green, containing 9 large delicious peas. Matures with Telephone.



New Hundredfold Peas

**EARLY AND EXTRA EARLY  
DWARF PEAS**

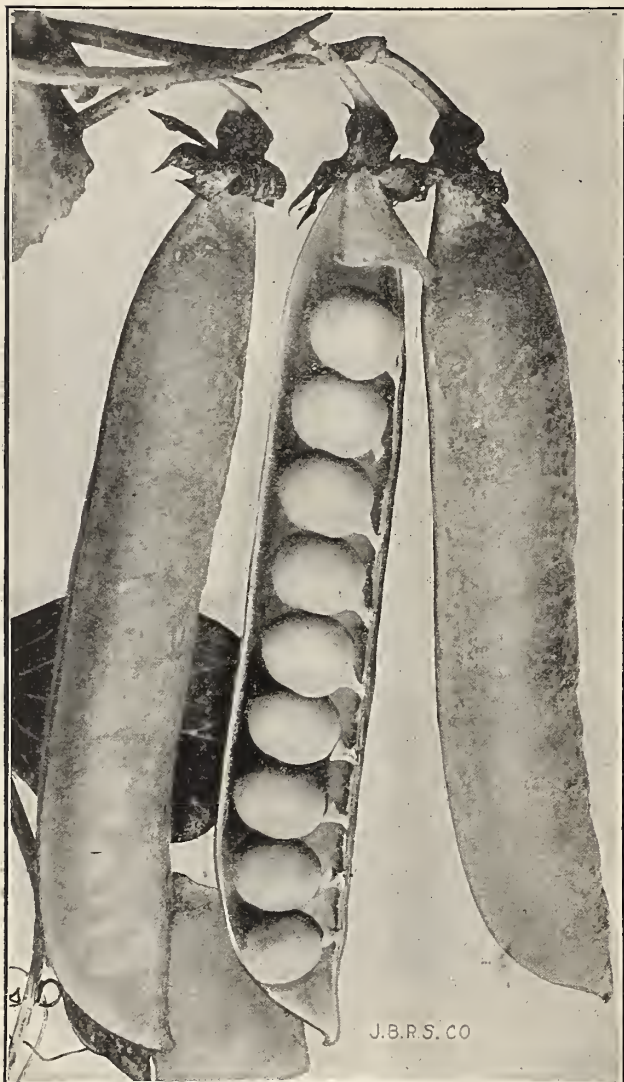
- \***Bliss' American Wonder.** An old standard, very dwarf, extra early sweet pea; growing about 1 foot high.
- \***Blue Bantam.** A splendid, large-podded dwarf variety, of the Laxtonian class; of stout, healthy growth, with an abundance of large, sweet peas in 4 inch pods.
- \***Extra Early Premium Gem.** An old favorite and an improvement on McLean's Little Gem, being somewhat earlier and of more dwarf habit in growth.
- \***Laxtonian.** A large podded dwarf variety, on the order of Gradus, with equally large pods and growing only 16 inches in height.
- \***McLean's Little Gem.** Similar to Premium Gem, though later and somewhat taller in growth.
- \***Nott's Excelsior.** An old, standard extra early dwarf pea, producing an abundance of well filled pods.
- \***Peter Pan.** One of the very finest of the large podded dwarf peas, on the order of Laxtonian, though somewhat earlier and more productive; the immense pods are well filled with large, very sweet peas.
- \***Pioneer.** An improved type of Laxtonian and quite similar to Peter Pan. Considered one of the best dwarf, large podded English introductions.
- \***Rice's Early Dwarf.** Best described as a dark podded Sutton's Excelsior. One of the finest of the large podded, early dwarf varieties, growing about 14 inches in height and of highest quality; recommended for either private or market garden.
- \***Sutton's Excelsior.** A decided improvement on Nott's Excelsior, with larger pods and greater productiveness; height about 16 inches; quality the best.



**World's Record Pea**

**EARLY AND EXTRA EARLY  
VARIETIES NOT DWARF**

- Alaska.** A well known, hardy, very early variety; popular with gardeners as a first early pea.
- Ameer (Large Podded Alaska).** An early, large, smooth blue pea, with broad, dark green pods; popular with gardeners because of its hardiness.
- Bountiful.** One of the best of the blue, smooth seeded, large podded peas, of the Ameer class, being more productive and with larger pods.
- Claudii.** A well known smooth, blue-seeded variety of the Ameer type, but with less broad pods.
- First and Best.** One of the oldest varieties and still popular in many sections; peas are smooth and white.
- \***Gradus, or Prosperity.** A standard early, large podded variety, very popular with private and market gardeners; vine about 2½ feet in height, stout and heavy, producing large, well filled, pointed pods.
- Mammoth Podded Extra Early.** An exceptionally fine extra early pea, on the order of Rice's Extra Early, but with pods one fourth larger; hardy and productive.
- \***Marchioness.** An early, high quality type of Gradus, being one of the best and most productive of its class.
- Pilot, Improved.** Very popular with market gardeners because of its hardiness and productiveness. Follows in season closely after Rice's Extra Early and producing an abundance of dark green 4 inch pods.
- Prolific Early Market.** A smooth, white seeded extra early pea, following closely after Rice's Extra Early, with larger pods and somewhat taller vine.
- Rice's Pedigree Extra Early.** Our finest, earliest, selected strain of Extra Early peas, growing about 2 feet in height, with a profusion of pods.
- \***Surprise, or Eclipse.** One of the earliest of the wrinkled sweet peas, growing about 2 feet high and maturing with Alaska; very productive and sweet.
- \***Sutton's Ideal.** An English variety on the order of Thomas Laxton, producing long, broad, thick, "stubby" pods. Very productive; a market gardeners' favorite.



Alderman Peas

## SECOND EARLY AND MAIN CROP PEAS

- \***Admiral.** An old variety with many friends. Vine  $3\frac{1}{2}$  feet tall, fairly early, productive and good quality.
- \***Admiral, Green Seeded.** Similar to the Admiral but the peas are of a deep green color when matured.
- \***Admiral Dewey.** A desirable variety of the large podded Duke of Albany type; a favorite with many gardeners.
- \***Advancer, Improved.** A well known, popular, second early variety; productive and of high quality.
- \***Bliss' Abundance.** A very productive, second early sort, about  $2\frac{1}{2}$  feet in height.
- \***Bliss' Everbearing.** An old standard late, main crop variety, maturing with Telephone.
- Canada Field.** A small, rather tall, white seeded pea, for field culture and the seed for "split peas"; useful also as a cover crop and for ploughing under for green manure.
- \***Champion of England.** One of the oldest and best known varieties; vine 4 feet in height, with large pods well filled with peas of highest quality.
- \***Duke of Albany.** A fine type of dark podded Telephone and one of the most productive; vines are strong and vigorous,  $3\frac{1}{2}$  feet in height, with immense dark green pods well filled with large, very sweet peas.
- \***Dwarf Champion, Rice's Improved.** A fine main crop variety of the best quality. Vines are about  $2\frac{1}{2}$  feet in height and well filled with large pods.
- \***Dwarf Defiance (Potlatch).** A splendid large podded variety of the Stratagem type; vines about 2 feet high, strong, heavy and well covered with 5 inch, broad, pointed, dark green pods.
- \***Dwarf Telephone, Rice's Improved.** A very excellent main crop variety  $2\frac{1}{2}$  feet in height, producing an abundance of large, handsome, deep green pods.
- \***Horsford's Market Garden.** An old, very productive, main crop sort, with medium sized pods.

- Long Island Mammoth, or Telegraph.** A market gardener's variety. A little earlier than Telephone and with larger pods; seed large, smooth and dark green.
- Marrowfat, Black-Eyed.** An old, tall, late variety; very hardy and productive; smooth seeded.
- Marrowfat, Large White.** Quite similar to the Black-Eyed variety except the seed is entirely white.
- \***Perfection (Sutton's).** One of the most excellent, immensely productive, main crop peas. The sturdy vine is  $2\frac{1}{2}$  feet in height and fairly burdened with  $4\frac{1}{2}$  inch deep green pods, well filled with delicious peas. We know of no variety equalling the Perfection in productiveness.
- \***Prince Edward.** One of the best and most productive of the large, dark podded Telephone types; pods are uniformly large and well filled.
- \***Prince of Wales.** A heavy cropping variety, about 3 feet in height, producing exceptionally large peas of the finest quality.
- \***Quite Content.** An exhibition variety with exceedingly long, broad pods of the Alderman type.
- \***Stratagem, Improved.** A well known old favorite sort, growing 2 feet in height, with a stout, dark green vine, producing long, pointed, dark green pods.
- Sugar, Mammoth Melting (Edible Pods).** The most popular and largest of the edible podded varieties.
- \***Sugar, Dwarf Gray Seeded (Edible Pods).** A purple blossomed variety, quite like Tall Gray, but earlier and more dwarf.
- \***Sugar, Tall Gray Seeded (Edible Pods).** A popular edible podded variety, growing 4 feet in height.
- Sugar, Dwarf White (Edible Pods).** Compared with Mammoth Melting Sugar, is earlier and with a less broad pod.
- Sugar, Tall White (Edible Pods).** The variety under this name is identical with our Melting Sugar.
- \***Telephone.** An old favorite, standard, high quality variety, but is being largely supplanted by dark podded types.
- \***Yorkshire Hero.** One of the oldest varieties and still popular; vine  $2\frac{1}{2}$  feet high and very productive.

# PUMPKIN

*Culture.*—The common practice is to drop two or three seeds in every third or fourth hill in the cornfield, but if cultivated on a large scale the seed may be sown in hills 8 feet apart each way, four plants to each hill, and otherwise treated in the same manner as recommended for melons or cucumbers.

One pound will plant 250 hills



Large Cheese, or Kentucky Field

**Connecticut Field.** Generally used in the North for planting in corn for stock feeding and also for making pies; fruit large, rather oblong in form, distinctly ribbed and reddish-orange in color.

**Golden Cushaw.** Similar to White Cushaw except in color of shell.

**Golden Oblong.** Oblong in form, about 20 inches long and 10 inches in diameter; skin golden orange.

**Japanese Pie.** Shaped somewhat like the Cushaws and grows to a large size; skin deep green with dark stripes; flesh deep yellow, of high quality.

**King of the Mammoths (Potiron).** The giant among pumpkins; exhibition specimens have been grown to weigh 250 lbs.

**Large Cheese, or Kentucky Field.** Largely grown in the central and southern states for canning; fruits large, round and flattened, creamy buff in color; flesh yellow, very deep and of fine quality.

**Mammoth Tours.** A very large, oblong variety, grown mainly for stock feeding and exhibition purposes; skin smooth, gray-green in color.

**Quaker Pie.** A medium sized, rather pear shaped variety, with a creamy white shell and flesh.

**Striped Cushaw.** Of the crookneck type, with mottled green and white stripes; fruit weighs up to 15 lbs.; flesh yellow, very solid and fine grained.

**Sweet or Sugar (New England Pie).** A rather small variety, looking not unlike a miniature Connecticut Field; one of the very best for pies and growing in the home garden. Fruits round, flattened at the ends and slightly ribbed; both skin and flesh of deep orange-yellow color; the flesh is exceedingly thick and of high quality.

**Tennessee Sweet Potato.** Of medium size, nearly bell shaped, with neck slightly crooked; skin creamy white, sometimes slightly striped green.

**White Cushaw (Jonathan).** A popular crooknecked variety with a hard, creamy-white shell.

**Winter Luxury.** One of the best for pie making and an exceptionally good keeper; of medium size, with golden yellow skin, closely and peculiarly netted.

## RHUBARB

*Culture.*—Rhubarb succeeds best in deep, somewhat retentive soil. It may be propagated by seeds, but is usually grown from roots. But, whether grown from seed or roots, a deep, rich soil, trenched to the depth of 2 or 3 feet, is required to insure the full development of the leaf-stalks. Sow the seed in April in drills, and when the plants are of fair size, thin to 9 inches apart, in the drill. In the fall following, or the next spring, the plants will be large enough to transplant into rows 3 feet apart, setting them the same distance apart in the rows. When grown from roots, they are usually set in the spring, and sometimes in the fall; either spring or fall will do, but the spring is considered best.

One ounce will produce 1,000 plants

**Myatt's Linnaeus Giant.** An early and very fine variety; leaves and stalks of immense size. Juicy and tender; grows quickly, producing fine succulent stalks.

**Myatt's Victoria.** Later than Linnaeus, but equally large and desirable.

## DWARF ESSEX RAPE

(For Sowing)

A more general use of this seed would prove of great advantage to farmers, for it not only makes excellent pasture, but there is no plant that will give so large a yield of foliage at so small an expense as this. For green-manuring or for exhausted soils it has no equal, and no pasture can be provided on which sheep will thrive better. Care should be taken, however, to secure the genuine Dwarf Essex and not the annual variety, which is liable to become an obnoxious weed.

*Culture.*—Prepare the ground as for turnips and sow in June or July, with a turnip drill, in rows 2½ feet apart, at the rate of 2½ pounds of seed per acre; or sow broadcast, 5 pounds per acre. Prices on application.

The smallest expense in gardening is the item of seeds. Buy the very best seeds obtainable if you wish a profitable garden. It of necessity costs more to produce good seeds than indifferently grown stocks.

# RADISH

HIGH CLASS RADISH STOCKS OUR LEADING SPECIALTY

*Culture.*—The soil for Radishes should be very rich, light and mellow, well broken by digging, as their tender and mild qualities depend much upon their rapid growth. For very early use, sow in mild hotbeds in February, and in the open air as soon as the ground can be worked at intervals of ten or twelve days for a succession as long as they may be wanted. The winter varieties should be sown in August, lifted before severe frost, and stored in the cellar.

One ounce will sow 100 feet of drill; 8 to 10 pounds per acre



Vick's Scarlet Globe

## THREE SUPERIOR RADISHES

For Forcing or Outdoors

### RICES SAXA

The earliest of the forcing radishes and one of the most handsome. The roots are as round as a ball, of bright scarlet color, with the smallest possible top. The Saxa is equally desirable for early growing out of doors and one of the best for the home garden.

### VICK'S SCARLET GLOBE

Undoubtedly the most popular round or globe variety for all-around purposes. More largely grown for forcing than any sort and is equally valuable for out door culture. It is about five days later than Saxa but of larger size. The roots are globe-shaped, of bright scarlet color, always crisp and tender; tops very small.

### SPARKLER WHITE TIP

Of the White Tipped varieties the Sparkler is more generally grown and is a most profitable sort. The roots are round or ball-shaped, with a small top; color a beautiful scarlet with a clear white tip at the bottom; of very rapid growth.

## ROUND AND GLOBE VARIETIES

**Crimson Giant.** One of the most popular varieties for out door culture and home garden. It grows to a large size and is seldom pithy.

**Early Deep Scarlet Olive-Shaped.** A very attractive radish and popular as a forcing variety.

**Early Scarlet Turnip.** An old, well known, round scarlet variety of quick growth; very crisp.

**Early Scarlet Turnip, White Tipped (Rosy Gem).** A fine variety for forcing or out door culture; roots are round, deep scarlet, shading to a white tip at the bottom.

**Early White Olive-Shaped.** A desirable white variety with small top and of quick growth.

**French Breakfast.** An old favorite, oblong variety, of bright rose-scarlet color, with a small white tip.

**Golden Globe (Golden Summer Turnip).** The roots are round, crisp and tender, a clear yellow in color.

**Golden Yellow Olive-Shaped.** A very handsome variety, with bright golden-yellow skin and white flesh.

**Large White Summer Turnip.** Round, growing to a large size, with skin and flesh pure white; very crisp.

**Non Plus Ultra, or Fireball (Scarlet Button).** A very fine extra early variety, popular for forcing. Of medium size and ball shaped in form.

**Philadelphia White Box (White Ball).** One of the most handsome and earliest of the white varieties; suitable for forcing or out door culture.

**Round Scarlet China.** An "all seasons" radish of the Scarlet China Winter type, but more round in form.

**Small White Turnip.** A desirable, small, quick growing, waxy-white, turnip-shaped variety, with small top.

## LONG VARIETIES

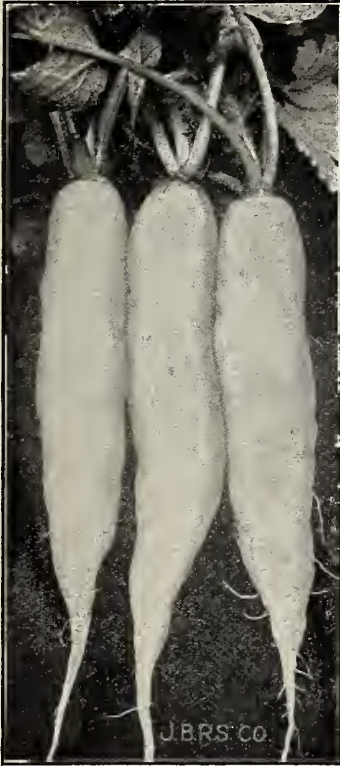
**Chartier, or Shepherd.** A handsome long variety, though rather late; deep scarlet in color, shading to pure white at the tip.

**Cincinnati Market.** The most generally grown and handsomest type of the long scarlet radishes. A favorite with southern truckers for shipment to northern markets; roots 6 inches long.

**Half Long Deep Scarlet.** An attractive variety of deep, rich red color and quick growth.

**Icicle.** A beautiful long white radish. One of the earliest and most popular; roots about 6 inches long, clear white throughout; recommended for either forcing or outdoor culture.

**Long Brightest Scarlet (Long Cardinal).** One of the earliest and most handsome of the long varieties; color bright vivid scarlet, tipped white.



Icicle Radish

**RADISHES—Continued**

- Long Scarlet Short Top.** An old favorite variety of bright carmine-red color, with small top.
- Long White Lady Finger (White Vienna).** An early maturing, long white summer radish.
- Pearl Forcing.** A splendid long, pearly-white variety, of rapid growth; suitable for forcing or outside.
- White Giant Stuttgart.** A large top-shaped variety, of clear white color; for summer or fall use.
- White Strasburg.** A popular variety for fall use; roots fairly long, thick and tapering.

**FALL OR WINTER RADISHES**

- California Mammoth White Winter.** Of cylindrical form; skin and flesh white, crisp and tender.
- Half Long Black Spanish.** Intermediate in size, with grayish-black roots.
- Long Black Spanish.** One of the latest and hardest varieties for winter use.
- Long White Spanish.** Similar to Long Black Spanish, except in color and being less pungent.
- Round Black Spanish.** Roots round, inclined to top-shape; skin almost black, flesh white.
- Rose China Winter (Scarlet China).** One of the best winter sorts; roots cylindrical, bright rose in color; flesh white, crisp and pungent.
- White Chinese, or Celestial.** The whitest and least pungent of the winter radishes. Roots 6 inches long, thick, cylindrical and smooth.

**SALSIFY, OR OYSTER PLANT**

*Culture.*—Sow the seed in light, deep soil, early in spring, in drills 12 inches apart and 1 inch deep, thinning out the young plants to 4 or 5 inches. The roots will be ready for use in October, when a supply should be taken up and stored like carrots. Those remaining will suffer no injury by being left in the ground till spring, but should be dug up before commencing their growth.

One ounce will sow 50 feet of drill

**Mammoth Sandwich Island.** We consider this the largest and most profitable Salsify in cultivation; roots are two to three times the size of the ordinary Salsify, and of more agreeable flavor. It is pure white in color, and invaluable to market-gardeners.

**SPINACH**

*Culture.*—This is a very important crop in our market-gardens, and is one of the most easily managed of all vegetables, requiring but little culture, and may be had fit for use the entire season. The main crop is sown in September. It is sometimes covered up in exposed places with straw or salt hay during winter, which prevents it from being cut by frost; but in sheltered fields there is no necessity for covering. For summer use it may be sown at intervals of two or three weeks from April to August. Spinach is most tender and succulent when grown in rich soil.

One ounce for 100 feet of drill; 10 to 12 pounds in drills to the acre

**KING OF DENMARK SPINACH**

This new variety is undoubtedly the most valuable spinach introduced in recent years. While the plants are ready for use as soon as most early sorts, they remain in good condition two weeks after other varieties have gone to seed. The plants are of rapid growth, resembling Long Season in type, but the leaves are more crumpled and darker green in color. Highly recommended for both private and market garden.



New Spinach, King of Denmark

SPINACH—Continued

- Bloomsdale Savoy Leaved.** The most largely grown variety and suitable for the home and market garden. One of the earliest and best for fall planting for spring use being very hardy, but goes to seed quickly in hot weather; leaves broad, dark green and much crumpled.
- Early Giant Thick Leaved.** A strong, upright growing, medium early variety and a popular sort.
- Flanders Broad Leaved.** An early, vigorous, upright grower with broad, arrow-shaped leaves.
- Large Viroflay.** For spring or fall sowing; of upright growth with large, broad, thick, much crumpled, dark green leaves.
- Long Season.** Plant makes a flat rosette with very dark green, crumpled, broad, pointed leaves.
- Long Standing Thick Leaved.** A late maturing variety, of flat rosette growth; leaves broad, nearly smooth.
- New Zealand.** Entirely distinct from the true Spinach; plant tall, spreading, with numerous side shoots; leaves rather small; grows well in hot weather and under adverse conditions; fine for the home garden.
- Prickly Winter.** A vigorous, hardy, very large, late maturing sort, with round, thick leaves.
- Thick Leaved Round.** Resembles Viroflay, with large arrow-shaped leaves.
- Triumph.** A splendid long standing variety of flat rosette form; leaves much wrinkled, broad, pointed.



Victoria Spinach

**Victoria.** Makes a dense flat rosette; leaves large round and thick, much wrinkled; stands hot weather well and is slow in shooting to seed.



SQUASH

*Culture.*—The plants are very tender and sensitive to cold, and planting must be delayed until settled warm weather. The general principles of culture are the same as those given for cucumbers and melons, but the plants are less particular as to soil. The summer varieties should be planted 4 feet apart each way, and the winter sorts 8 feet. Three plants are sufficient for a hill. Do not break the stems from those intended for winter use, as the slightest injury will increase liability of decay.

One ounce Summer  
will plant 50 hills  
1 ounce Winter  
will plant 25 hills

Four Excellent Squashes

WARTED HUBBARD

Considered the best of the winter squashes and more largely grown for market and general purpose than any variety. Our superior strain of this squash is equal in size and quality to the well-known Hubbard, but is more heavily warty and very dark green, almost black, in color; flesh fine grained, thick and richly flavored, of bright orange-yellow color. See illustration above.

DELICIOUS

For private garden and family use as a fall and winter variety the Delicious has few equals. Of medium size, somewhat top-shaped in form, with a fairly thick, hard, dark green shell. Flesh thick, very fine grained and bright yellow; of superior quality.

GIANT SUMMER CROOKNECK

One of the largest, earliest and best of the summer squashes. Vines of bush habit, vigorous and productive; fruits often 2½ feet long, very warty and deep orange in color. Its large size and beautiful color make it a favorite with market gardeners.

MAMMOTH WHITE BUSH SCALLOP

Superior to Early White Bush in size and appearance. An early maturing, somewhat flattened, scalloped, bush squash and the handsomest of the summer varieties; for either market or home garden; fruits a beautiful, clear waxy-white color.



**SQUASH—Continued**

- Bay State.** Round, or turban-shaped, with a hard, gray-green shell; excellent for fall or winter use.
- Boston Marrow.** An old standard variety, quite similar to Hubbard; shell bright orange; flesh yellow.
- Dunlap's Prolific Marrow.** The earliest of the Marrow squashes; color orange-red; a good keeper.
- Early White Bush Scallop (Cymling).** A very early summer variety, also known as Patty Pan. Fruit flattened, scalloped and smooth; creamy white in color.
- Early Yellow Bush Scallop.** Similar to White Bush, but of a deep orange color.
- Essex Hybrid (American Turban).** A good keeping, high quality variety, terra-cotta red in color; flesh darker than Hubbard, of excellent quality.
- Fordhook (Vining).** A small, oblong variety, excellent for summer or winter; fruits 8 inches long, slightly ridged; light yellow in color.
- Golden Summer Crookneck.** A standard early summer sort; fruits about a foot long, bright yellow in color.
- Golden Custard (Mam. Yellow Bush).** An extra large and superior strain of Yellow Bush Scallop.

- Golden Hubbard.** Similar to the old Hubbard in form and habit, though smaller and decidedly earlier; shell moderately warted, rich orange red in color; flesh deep orange, of fine quality; good keeper.
- Improved Hubbard.** The standard winter squash; fruits large, moderately warted; shell dark bronze-green; flesh bright orange-yellow; superior quality.
- Italian Vegetable Marrow (Cocozella).** A summer variety of bush habit; fruits oblong in form; color dark green, marbled with yellow and darker green stripes.
- Mammoth Chili.** Grown for exhibition and stock feeding; the largest of the squash family; fruits oblong, orange-yellow in color.
- Vegetable Marrow (Bush).** An oblong English variety for summer and fall use; shell pale yellow, flesh white.
- Warren.** An improved and somewhat larger type of Essex Hybrid; shell and flesh a deep orange-red color.
- Wood's Prolific.** Similar to White Bush Scallop but smaller and without scallops; color creamy white, splashed and striped light green.

**TOMATO**

*Culture.*—The Tomato is raised from seed, which should be sown in the hotbed about February 20, and continuous sowing made until April 1, according as the plants are wanted for use. When the plants are about 2 inches high, transplant to 4 inches apart, and, after three or four weeks, transplant from the hotbed into a coldframe, setting the plants 8 inches apart each way. (A coldframe is simply a low wooden frame covered with glass, used to protect such plants as are not sufficiently hardy to withstand our winters.) Keep the plants cool, so as to make them stocky. Set out in the open ground about June 1, in well enriched soil, setting the plants 5 feet apart each way.



One ounce will produce 2,500 plants

Earliana Tomato

**SIX UNEXCELLED TOMATOES**

- Earliana.** The most productive, first early red tomato and a profitable sort for the home or market garden. Vines are small but vigorous; fruits medium to large in size, nearly globe shaped, exceptionally smooth and solid; color bright, deep scarlet.
- June Pink.** The description given above for Earliana applies equally well to this variety, for they are quite identical except in color, June Pink being purplish-pink.
- Wayahead.** Where first earliness is desired we highly recommend this splendid new tomato. While not quite as productive as Earliana it will ripen its fruit a few days earlier. Wayahead is quite distinct in having potato-leaved foliage; fruit is very solid, smooth, medium in size, bright red in color.
- Red Head.** A splendid new, second early variety. It is nearly as early as some of the first early sorts, with fruit as large as Stone; globe-shaped in form, very solid and of a bright red color; productive.
- Globe (Livingston's).** The most popular main crop variety with southern truckers; very vigorous, productive and fairly early; fruit globe shaped, smooth and solid; color purplish-pink.
- Ponderosa.** A very desirable, large, purple fruited tomato for home use. While the fruit is exceptionally large, it is one of the most solid, having few seeds; for slicing and table use has no equal.



**New Red Head Tomato**

- Acme Early.** A well known early, productive variety, largely grown in the South for northern markets; fruits round and smooth; color purplish-pink.
- Beauty.** A productive main crop variety, with large, smooth, solid, purplish-pink fruit.
- Bonny Best.** A very desirable early, red fruited variety, largely grown for market and extensively used as a forcing sort.
- Buckeye State (Duke of York).** A very large, rather late, globe-shaped variety, purplish-pink in color.
- Crimson Cushion (Beefsteak).** The largest of the bright red tomatoes and desirable for the home garden; really a Red Ponderosa.

**TOMATO—Continued**

- Chalk's Jewel.** An exceptionally fine early variety, following Earliana; fruit uniformly smooth, round and solid; very productive.
- Dwarf Champion.** Of a distinctly dwarf, compact, upright growth; fruits smooth, pink in color.
- Dwarf Stone.** The best of the dwarf tomatoes; fruits large, smooth, very solid and of a deep scarlet color; desirable for home garden.
- Early Detroit.** A very fine, early, large fruited variety, largely grown in the South for early northern markets; fruits nearly globe shaped, smooth and solid; color purplish-pink.
- Enormous.** A very large fruited, round, red tomato, quite similar to Crimson Cushion.
- Golden Queen.** An early, large, smooth and solid variety of golden yellow color.
- Greater Baltimore.** A main crop, round, productive, red fruited variety; one of the best for canning.
- Gulf State Market.** A globe shaped selection from Early Detroit, retaining the characteristics and good qualities of that variety, but is more globe shaped and productive; a favorite in the South.
- Imperial.** An early, purple fruited variety, being an improvement on Acme.
- John Baer.** A very early, productive, uniform, red tomato quite similar to Chalk's Jewel.
- Matchless.** A dependable, large, second early variety; a favorite canning sort.
- Red Rock.** A selection from Matchless, but is more round or globe shaped than that variety.
- Royal Purple.** An improved type of Beauty, being more uniform, smooth and productive.
- Stone.** The standard and general favorite main crop red tomato and always dependable.
- Trucker's Favorite.** A popular purple fruited variety, quite similar to Beauty.
- We can also supply **Red and Yellow Cherry, Yellow Plum, Yellow Pear, Peach and Strawberry or Husk.**

**TURNIP**

*Culture.*—For early use, sow as soon as the ground can be worked in spring, in drills 15 inches apart, and thin to 8 inches apart as soon as the plants are large enough to handle. For succession, sow at intervals of a fortnight until the last week of July, from which time until the end of August sowings may be made for main and late crops. The sowings should be made just before rain if possible, a rapid growth being important.

One ounce will sow 250 feet of drill;  
1½ pounds will sow an acre



**WHITE EGG**

An excellent early, medium sized variety, especially adapted for the home garden. The roots are oval or egg-shaped, smooth and white, with small tops; flesh clear white, firm, fine grained and sweet.



**PURPLE TOP WHITE GLOBE**

The most desirable of the turnip family, and grown more largely for market than any variety. Almost a perfect globe in form, with clear white skin and flesh and a purple top; very fine grained, sweet and tender.

**TURNIP—Continued**

**Amber Globe.** One of the best of the yellow fleshed, globe shaped turnips.

**Early Snowball.** Exceedingly early, of medium size, round as a ball, with pure white skin and flesh.

**Early White Flat Dutch.** A very early, flat, pure white turnip, of medium size and fine quality.

**Extra Early Purple Top Milan.** A summer turnip and the earliest of its class; bulbs of medium size, flat and white, with a bright purple top.

**Extra Early White Milan.** Similar to Purple Top Milan, except the roots are a solid clear white.

**Large White Globe Strap Leaved.** A perfect globe in shape; skin and flesh pure white.

**Large White Norfolk.** An extra large, globe shaped, white variety; grown for stock feeding.

**Long White Cow Horn.** Used largely for stock feeding and breaking up clay soil; the long, round, white, carrot-shaped roots are usually slightly crooked.

**Pomeranian White Globe.** A large, white, globe-shaped variety; for stock feeding.

**Purple Top Strap Leaved.** The most widely cultivated and best known variety; the flat roots are white, with a purple top above ground.

**Rice's Improved Golden Ball (Orange Jelly).** An exceedingly fine yellow fleshed turnip, with small tops; roots medium in size, round and smooth.

**Seven Top.** Grown exclusively for the tops, which are used for greens.

**White Top Strap Leaved.** Resembles the Purple Top Strap Leaved but is entirely white in color.

**Yellow Aberdeen (Purple Top).** A late, medium sized, long keeping variety; yellow with a purple top.

**Yellow Globe (Stone).** A round, smooth, clear yellow variety, of medium size and good quality.



**American Purple Top**

**AMERICAN PURPLE TOP**

More largely grown in America than other ruta bagas and is also known as Long Island Purple Top. A very fine, productive strain, selected to a small top and short neck. The roots grow to a large size, globular in form, with deep, yellow flesh of the finest quality. Considered the most desirable for table use.

**Budlong White Rock (Breadstone).** An American variety; very early, round and pure white.

**Elephant Swede (Jumbo or Monarch).** Very large, tankard-shaped roots; purplish red above ground, yellow below; flesh solid and fine grained.

**Golden Neckless.** Noted for its small neck; almost globular, of large size; flesh yellow and solid.

**Skirving's Purple Top.** This variety grows to a very large size and is noted for its excellent quality; flesh deep yellow.

**White Sweet Russian.** Best of the white fleshed ruta bagas; roots very large, nearly globe-shaped, with a small neck; an excellent keeper.

**RUTA BAGA  
OR SWEDISH TURNIP**

*Culture.*—Should be sown from the 20th of June to the middle of July in drills 2 feet apart, and thinned out at the first working to 10 inches between the plants. The roots are best preserved in a pit or cellar during winter, and are excellent early in spring.

One ounce will sow 250 feet of drill;  
1½ pounds will sow an acre

**TOBACCO SEED**

*Culture.*—Seeds may be started in hotbeds, or sown in the open ground as soon as the ground can be worked, in rich, dry soil; rake off the bed, and sow broadcast, pressing down firmly and evenly, covering the seed very slightly; keep free from weeds, and water frequently if the weather is dry; set out the first of June, 3 feet apart, in land that has been heavily manured.

One ounce will produce 5,000 plants; 2 ounces will plant one acre

**Connecticut Seed Leaf.** A popular sort, used for cigar wrappers.

**Fine Havana.** Finest strain of imported seed.

**OUR BEST MIXED LAWN GRASS SEED**

Four bushels of seed will sow one acre. One quart to one square rod of ground

Makes a handsome lawn wherever sown. The foundation of a good lawn is, first, good seed. For that reason we prepare our own Lawn Grass Seed, and we know of what the mixture is composed. Our preparation of Lawn Grass contains Blue Grass, White Clover and Sweet Vernal Grass, and other very choice and fine varieties, and is, we think, the very best preparation possible for our hot and dry summers, as we have long been making experiments to ascertain this fact. Our Mixture of Lawn Grass Seed is unsurpassed, either for lawns, parks, or grass-plots. It forms a thick, compact growth of short-growing varieties, following one another in succession, and can be highly recommended. Ask for prices.

**GRASS AND CLOVER SEEDS**

We can supply Kentucky Blue Grass, Orchard Grass, Red-Top, Timothy and other grasses, as well as Red Clover, Alsike, Alfalfa and White Clover—Ask for Prices.

# SWEET PEAS

The Most Easily Grown and Popular Flower for the Home Garden

*Culture.*—As early as the ground can be worked in the spring, make a trench 6 inches deep in rich soil, sow the seed in the bottom, covering not more than 2 inches deep; as the plants grow, fill in the earth around them and see that some suitable support is provided for them to run upon. Flowers must be picked before pods form, otherwise vines will not continue to blossom.

One ounce of seed will plant a row of 50 feet

## SPENCER VARIETIES

The Spencer types of Sweet Peas are a decided improvement on the older sorts, having much larger, hooded and waved flowers, with longer stems.

**Asta Ohn.** Large, waved, lavender flowers, suffused with pink.

**Barbara.** Beautiful, brilliant orange-salmon.

**Clara Curtis.** Very large primrose variety.

**Constance Hinton.** Of large size and splendid form; color blush-white, changing to pure white.

**Constance Oliver.** Peach-blossom pink, wings bright rose; flowers very large, much waved.

**Countess Spencer.** Large, bright, clear pink.

**Dainty Spencer.** White with pink edges; very large.

**Elfrida Pearson.** Largest and finest blush-pink.

**Fiery Cross.** A beautiful, large, fiery-scarlet.

**Florence Nightingale.** A large, fine, pure lavender.

**George Herbert.** Bright rose-crimson, suffused with magenta.

**Hercules.** Very large, bright rose pink.

**Isobel Malcolm.** Large, waved, light primrose.

**King Edward Spencer.** Large flowering, crimson scarlet.

**King White.** Largest and best formed pure white.

**Lillian.** An attractive large salmon pink.

**Margaret Atlee.** Very large, rich creamy pink.

**Margaret Madison.** A large, waved, azure blue.

**Mrs. Cuthbertson.** Standard rose pink, wings light rose.

**Nubian.** Large flowering, waved, deep maroon.

**Royal Purple.** Rich, deep purple; best of its class.

**Thomas Stevenson.** Large, waved, orange-scarlet.

**Warrior.** Very fine, large, deep maroon.

**Wedgwood.** An attractive, bright silvery blue.

**White Spencer.** Large, waved, pure white.

## MIXTURES OF SPENCER VARIETIES

Spencers Mixed.

Rice's Best Spencers, Mixed.



## GRANDIFLORA OR ORDINARY VARIETIES

**Blanche Ferry.** An old favorite early, pink and white variety.

**Dorothy Eckford.** A fine, large, hooded, white variety.

**King Edward VII.** A very large, bright crimson-scarlet.

**Lady Grisel Hamilton.** A large, hooded, lavender.

**Lord Nelson.** Best of the dark navy blue type.

**Prima Donna.** A fine, large, pure pink variety.

## MIXTURES OF GRANDIFLORA VARIETIES

All Colors, Mixed.

Eckford Hybrids, Mixed.

# NASTURTIUMS

**Dwarf Mixed.** A superb collection of all the different dwarf varieties and colors.

**Tall Mixed.** A collection of the very finest strains and colors of the tall or running sorts.

# OUR SEEDS ARE DEPENDABLE SEEDS

PRODUCED FOR US BY

## THE BEST SEED GROWERS IN AMERICA

YOU CANNOT BUY BETTER SEEDS AT ANY PRICE

# BUY YOUR SEEDS AT HOME

And help build up a convenient seed business in your own community. You will thus save express charges and avoid delay at planting time.

Make out a list of your seed requirements and get our prices before sending away

## WE WILL SAVE YOU MONEY

### REFERENCE TABLE

Quantity of Seed Requisite to Produce a Given Number of Plants and Sow an Acre

	Quantity per Acre		Quantity per Acre
Artichoke, 1 oz. to 500 plants	.6 ozs.	Grass, Timothy	15 lbs.
Asparagus, 1 oz. to 800 plants	1 lb.	Hemp	25 lbs.
Barley	120 lbs.	Kale, 1 oz. to 3,000 plants	4 ozs.
Beans, Dwarf, 1 lb. to 100 feet of drill	60 lbs.	Kohl Rabi, 1 oz. to 300 feet of drill	4 lbs.
Beans, Pole, 1 lb. to 100 hills	30 lbs.	Leek, 1 oz. to 200 feet of drill	4 lbs.
Beet, Garden, 1 oz. to 50 feet of drill	5 to 6 lbs.	Lettuce, 1 oz. to 120 feet of drill	3 lbs.
Beet, Mangel, 1 oz. to 50 feet of drill	6 lbs.	Martynia, 1 oz. to 200 feet of drill	5 lbs.
Broccoli, 1 oz. to 3,000 plants	4 ozs.	Melon, Musk, 1 oz. to 80 hills	3 lbs.
Broom Corn	10 lbs.	Melon, Water, 1 oz. to 25 hills	5 lbs.
Brussels Sprouts, 1 oz. to 3,000 plants	4 ozs.	Nasturtium, 1 oz. to 50 feet of drill	15 lbs.
Buckwheat	25 lbs.	Oats	64 lbs.
Cabbage, 1 oz. to 3,000 plants	4 ozs.	Okra, 1½ ozs. to 100 feet of drill	8 lbs.
Carrot, 1 oz. to 100 feet of drill	3 lbs.	Onion Seed, 1 oz. to 200 feet of drill	4 lbs.
Cauliflower, 1 oz. to 3,000 plants	4 ozs.	Onion Seed, for Sets	50 to 60 lbs.
Celery, 1 oz. to 7,000 plants	4 ozs.	Onion Sets, 1 lb. to 100 feet of drill	250 lbs.
Clover, Alsike and White Dutch	6 lbs.	Parsnip, 1 oz. to 200 feet of drill	5 to 6 lbs.
Clover, Lucerne, Large Red, Crimson Trefoil	8 lbs.	Parsley, 1 oz. to 150 feet of drill	3 lbs.
Clover, Medium	12 lbs.	Peas, Garden, 1 lb. to 100 feet of drill	150 lbs.
Collards, 1 oz. to 3,000 plants	4 ozs.	Peas, Field	120 lbs.
Corn, Sweet, ¼ lb. to 100 hills	12 lbs.	Pepper, 1 oz. to 1,500 plants	3 ozs.
Cress, ½ oz. to 100 feet of drill	10 lbs.	Potatoes	8 to 10 bus.
Cucumber, 1 oz. to 50 hills	2 lbs.	Pumpkin, 1 lb. to 250 hills	3 to 4 lbs.
Egg Plant, 1 oz. to 2,000 plants	4 ozs.	Radish, 1 oz. to 100 feet of drill	8 to 10 lbs.
Endive, 1 oz. to 300 feet of drill	4½ lbs.	Rye	60 to 90 lbs.
Flax, broadcast	30 lbs.	Salsify, 1 oz. to 150 feet of drill	8 lbs.
Garlic, bulbs, 1 lb. to 10 feet of drill	30 lbs.	Spinach, 1 oz. to 100 feet of drill	10 to 12 lbs.
Gourd, 1 oz. to 25 hills	20 lbs.	Summer Savory, 1 packet to 100 feet of drill	¾ lbs.
Grass, Blue, Kentucky	20 lbs.	Squash, Summer, 1 oz. to 50 hills	3 lbs.
Grass, Blue, English	14 lbs.	Squash, Winter, 1 oz. to 25 hills	4 lbs.
Grass, Hungarian Millet	25 lbs.	Tomato, 1 oz. to 2,500 plants	2 ozs.
Grass, Mixed Lawn	60 lbs.	Tobacco, 1 oz. to 5,000 plants	2 ozs.
Grass, Orchard, Perennial Rye, Red Top, Fowl Meadow and Wood Meadow	30 lbs.	Turnip, 1 oz. to 250 feet of drill	1½ lbs.
Grass, Red Top, Fancy Clean	8 to 10 lbs.	Vetches, Spring	120 lbs.
		Wheat	75 lbs.

### Number of Plants or Trees to the Acre at Given Distances

Distance apart	No. Plants	Distance apart	No. Plants	Distance apart	No. Plants	Distance apart	No. Plants
12 x 1 inches	522,720	24 x 24 inches	10,890	36 x 36 inches	4,840	60 x 60 inches	1,743
12 x 3 "	174,240	30 x 1 "	209,088	42 x 12 "	12,446	8 x 1 foot	5,445
12 x 12 "	43,560	30 x 6 "	34,848	42 x 24 "	6,223	8 x 3 feet	1,815
16 x 1 "	392,040	30 x 12 "	17,424	42 x 36 "	4,148	8 x 8 "	680
18 x 1 "	348,480	30 x 16 "	13,068	48 x 12 "	10,890	10 x 1 "	4,356
18 x 3 "	116,160	30 x 20 "	10,454	48 x 18 "	7,790	10 x 6 "	726
18 x 12 "	29,040	30 x 24 "	8,712	48 x 24 "	5,445	10 x 10 "	435
18 x 18 "	19,360	30 x 30 "	6,970	48 x 30 "	4,356	12 x 1 "	3,630
20 x 1 "	313,635	36 x 3 "	58,080	48 x 36 "	3,630	12 x 5 "	736
20 x 20 "	15,681	36 x 12 "	14,520	48 x 48 "	2,723	12 x 12 "	302
24 x 1 "	261,360	36 x 18 "	9,680	60 x 36 "	2,901	16 x 1 "	2,722
24 x 18 "	15,520	36 x 24 "	7,260	60 x 48 "	2,178	16 x 16 "	170

