DECLASSIFIED E.O. 12065 SECTION 3-402/NNDG NO. 775013

GHQ/SCAP Records (RG 331, National Archives and Records Service)

Description of contents

(1) Box no. 3117

(2) Folder title/number: (9)
463: Fuel, Light, Water & Pwer

(3) Date: Sept. 1946 - July 1948

(4) Subject:

Classification	Type of record
9590, 9617	e, r

(5) Item description and comment:
Kyushu

(6) Reproduction: (Yes) No

(7) Film no. Sheet no.

(Compiled by *National Diet Library*)

DECLASSIFIED E.O. 12065 SECTION 3-402/NNDG NO. 775013

102

HEADQUARTERS I CORPS
APO 301 (Kyoto, Honshu)

ABH/mss

AG ~~461~~ - BA

463.

JUL 31 1948

SUBJECT: Cement Allocations for the Electric Power Industry

TO : Commanding Officer, Kyushu Military Government Region, APO 929
Commanding Officer, Tokai-Hokuriku Military Government Region, APO 710
Commanding Officer, Fukui Military Government Team, APO 301
Commanding Officer, Kyoto Military Government Team, APO 301
Commanding Officer, Osaka Military Government Team, APO 25
Commanding Officer, Hyogo Military Government Team, APO 317

1. Attached are copies of the following cement allocations for the electric power industry:

a. Cement Requirement 2nd Quarter, Fiscal Year 1948.

b. Special Allocation of 8,000 Metric Tons Cement for Electric Power Industry - Distribution and Use.

2. The above allocations are forwarded for your information as an aid in surveillance of materials required and allocated for the electric power industry.

BY COMMAND OF MAJOR GENERAL SWING:

WILLIAM A. FRANKS
Capt, AGD
Ass't Adjutant General

2 Incls:
As indicated

90953

DECLASSIFIED E.O. 12065 SECTION 3-402/NNDG NO. 775013

GGRI

CEMENT REQUIREMENT 2ND QUARTER F. Y. 1948

ELECTRIC POWER INDUSTRY

28 May 1948
Elec Power Bureau

1. Hydro Power

a. Repair and Maintenance	38,722 t
b. Construction of Dams	10,800 "
c. Power Plants under Construction	4,900 "
Sub-total	42,432 "

2. Steam Power

a. Repair and Maintenance	6,200 t

3. Transmission Line, Substation and Distribution Line

a. Repair and Maintenance	898 t
b. New Construction	230 "
Sub-total	1,128 "

4. Buildings and Houses 250 t

Grand Total 50,000 t

1. Hydro Power

a. Repair and Maintenance

Name of Company	District	Number of Plants	Cement Requirement (t)
Nippon Hassoden	Hokkaido	17	900
"	Tohoku	39	2,500
"	Kanto	26	3,500
"	Hokuriku	25	2,600
"	Tokai	30	3,090
"	Kinki	5	500
"	Chugoku	15	2,200
"	Shikoku	14	2,200
"	Kyushu	13	1,500
	Sub-total		18,990

Encl. 1

DECLASSIFIED E.O. 12065 SECTION 3-402/NNDG NO. 775013

a. Repair and Maintenance - Cont'd

Name of Company	District	Number of Plants	Cement Requirement (t)
Hokkaido Haiden	Hokkaido	9	600
Tohoku Haiden	Tohoku	81	2,000
Kanto Haiden	Kanto	65	1,000
Chubu Haiden	Tokai	32	700
Hokuriku Haiden	Hokuriku	42	300
Kansai Haiden	Kinki	39	1,700
Chugoku Haiden	Chugoku	27	600
Shikoku Haiden	Shikoku	15	400
Kyushu Haiden	Kyushu	40	532
Kurobegawa Electric Power Co.	Hokuriku	9	0
Sumitomo Kyodo Elec Power Co.	Shikoku	3	100
	Sub-total		7,832
	1. a. Total		26,722

b. Construction of Dams

Name of Co.	District	Prefecture	Name of Dam	Cement Ton	Plant Capacity KW	Est. Date of Completion
Nippon Hassoden	Tohoku	Fukushima	Miyashita	1,800	18,300	1949
"	Chugoku	Hiroshima	Kannose	4,000	11,300	1949
"	Shikoku	Kochi	Nagasawa	2,500	4,800	1949
Miyazaki Pref. Government	Kyushu	Miyazaki	Ishigochi No.1	2,500	21,600	1950
			Sub-total	10,800		

C. Power Plants under Construction

Name of Co.	District	Prefecture	Name of Dam	Cement Ton	Plant Capacity KW	Est. Date of Completion
Tohoku Haiden	Tohoku	Miyagi	Shinhanayama	200	870	1948
Kanto Haiden	Kanto	Tochigi	Akazawa	300	1,200	"
Nippon Hassoden	"	Gunma	Iwamoto	3,500	27,300	"
Hokuriku Haiden	Hokuriku	Fukui	Asuhagawa	300	3,500	"
Chugoku Haiden	Chugoku	Okayama	Kurami No. 2	400	1,100	"
Nippon Hassoden	Shikoku	Kochi	Bunsui No. 4	300	7,600	"
			Sub-total	4,900		
			Hydro Power Total	44,432		

DECLASSIFIED E.O. 12065 SECTION 3-402/NNDG NO. 775013

2. Steam Power

a. Repair and Maintenance

Name of Co.	District	Number of Plant	Cement Ton
Nippon Hassoden	Hokkaido	2	5
"	Kanto	3	180
"	Tokai	2	80
"	Kinki	12	1,675
"	Chugoku	6	530
"	Shikoku	3	170
"	Kyushu	7	3,360
	Total		6,200

3. Transmission Line, Substation and Distribution Line

a. Repair and Maintenance

Name of Co.	District	Cement
Nippon Hassoden	Hokkaido	20 t
"	Tohoku	35
"	Kanto	240
"	Hokuriku	3
"	Tokai	10
"	Kinki	100
"	Chugoku	80
	Shikoku	5
	Kyushu	90
	Sub-total	573
Hokkaido Haiden	Hokkaido	30
Tohoku Haiden	Tohoku	20
Kanto Haiden	Kanto	80
Hokuriku Haiden	Hokuriku	20
Chubo Haiden	Tokai	30
Kansai Haiden	Kinki	80
Chugoku Haiden	Chugoku	30
Shikoku Haiden	Shikoku	15
Kyushu Haiden	Kyushu	40
	Sub-total	325
	Repair and Maintenance Total	898

DECLASSIFIED E.O. 12065 SECTION 3-402/NNDG NO. 775013

3. Transmission Line, Substation and Distribution Line - Cont'd

b. New Construction

Name of Co.	District	Prefecture	Name of sub-station	Cement Ton	Estimated Date of Completion	Remarks
Hokkaido Haiden	Hokkaido	Hokkaido	Ashibetsu Subst. etc.	10	1948	Secondary Substation
Tohoku Haiden	Tohoku	Yamagata	Higashiyonezawa etc.	40	"	"
Kanto Haiden	Kanto	Saitama	Washiyama etc.	70	"	"
Chubu Haiden	Tokai	Gifu	Kitamachi etc.	30	"	"
Hokuriku Haiden	Kinki	Fukui	Nishiosada etc.	20	"	"
Kansai Haiden	"	Kyoto	Matsuzaki etc.	30	"	"
Chugoku Haiden	Chugoku	Shimane	Kumada etc.	10	"	"
Shikuku Haiden	Shikoku	Ehime	Niiseki etc.	10	"	"
Kyushu Haiden	Kyushu	Oita	Nizobe etc.	10	"	"
			Sub-total	230		
			Transmission Line, Substation and Distribution Line Total	1,128		

4. Buildings and House 250 t

GRAND TOTAL 50,000 Tons

SPECIAL ALLOCATION OF 8000 M.T.

CEMENT FOR ELECTRIC POWER INDUSTRY-DISTRIBUTION AND USE

26 May 1948

1. Steam Power

DISTRICT	PREFECTURE	NAME OF PLANT	CEMENT(t)	USE
Kyushu	Fukuoka	Kokura	720	For central system pulverizer building and equipment foundations.
"	"	Daimon	110	For water discharge channel of ash-handling equipment.
"	"	Tobata	344	For reinforced concrete construction to reinforce present structural steel indoor coal storage building and replacing approximately 40 meters of condenser cooling water. Waterway wall has collapsed.
"	"	Wajima	230	For water discharge channel of ash-handling equipment and crane and belt-conveyor foundations.
"	"	Minato No. 1	66	For construction of new compressor building, equipment foundations and repairs to main building.
"	"	Minato No. 2	460	For installation of new boilder and other rehabilitation of plant.
"	Nagasaki	Ainoura	200	For roof for coal storage yard.
		Sub-total	2,130	
Kinki	Osaka	Fukuzaki	250	Necessary extension of building in installation of chain grate stokers.
"	"	Kasugade No. 2	50	For water discharge channel of ash-handling equipment.
"	Hyogo	Amagasaki No. 1	800	For pulverizer foundations, wall for protection against tides and foundations for cranes and belt-conveyors of coal-handling equipment.
"	"	Amagasaki No. 2	800	General rehabilitation of war-damaged building and equipment.
"	"	Amagasaki-Higashi	80	Rehabilitation of coal storage yard.
		Sub-total	1,980	

DECLASSIFIED E.O. 12065 SECTION 3-402/NNDG NO. 775013

DISTRICT	PREFECTURE	NAME OF PLANT	CEMENT(t)	USE
Tokai	Aichi	Nagoya	50	For replacing collapsed condensing cooling water channel wall.
"	"	Heiko	70	Replacing of intake of condensing cooling water channel and bridge crane foundation coal storage yard.
		Sub-total	120	
Chugoku	Okayama	Sunban	180	Replacing concrete foundations for ash-handling equipment.
"	"	Onomichi	10	Replacing waterway wall for condensing cooling water channel.
"	Shimane	Matsue	45	Foundations coal storage yard equipment.
"	Yamaguchi	Ube	50	Pulverizing mill foundations and ash-handling equipment foundations and channel.
"	"	Onoda	30	Pulverizing mill foundations.
		Sub-total	315	
Shikoku	Kagawa	Tadotsu	50	Ash water discharge channel.
"	Ehime	Saijo	175	Cooling water discharge conduit.
		Sub-total	225	

DECLASSIFIED E.O. 12065 SECTION 3-402/NNDG NO. 775013

2 Hydro Power

DISTRICT	PREFECTURE	NAME OF PLANT	CEMENT (t)	
Chugoku	Hiroshima	Yasuno	100	Tunnel lining
"	"	Shinoyama	50	Intake of brook
"	"	Kimita	50	" " "
"	Okayama	Katsuyama No.1	100	" " "
"	"	Kuta	200	Dam repair.
		Sub-Total	500	
Hokuriku	Toyama	Kuromagi No. 2	500	Tunnel lining
Tokai	Nagano	Ontake	1,000	" "
Shikoku	Kochi	Niyodogawa	1,230	Dam repair.
		Hydro Power Total:	3,230	
		GRAND TOTAL:	8,000	

Approval:

CSU Branch, Utilities Unit Y. A. Pierce

Electric Power Bureau Ichiura, Chief of Material Unit, Section of Electric Facilities, EPB

ESB Asami, Second Chemical Section, Prod. Bureau, ESB

DECLASSIFIED E.O. 12065 SECTION 3-402/NNDG NO. 775013

DECLASSIFIED E.O. 12065 SECTION 3-402/NNDG NO. 775013

BASIC: Ltr, Hq I Corps, APO 301, dtd 31 July 1948, subj: "Cement Allocations for the Electric Power Industry".

1st Ind EMW/lgr

KYUSHU MIL GOVT REGION, HQ & HQ DET, APO 929, 3 August 1948

TO: Commanding Officer, Fukuoka Mil Govt Team, APO 929
Commanding Officer, Kagoshima Mil Govt Team, APO 970
Commanding Officer, Kumamoto Mil Govt Team, APO 24-1
Commanding Officer, Miyazaki Mil Govt Team, APO 970
Commanding Officer, Nagasaki Mil Govt Team, APO 929
Commanding Officer, Oita Mil Govt Team, APO 24-2
Commanding Officer, Saga Mil Govt Team, APO 929

For your information and assistance in surveillance of electric power industry.

BY ORDER OF COLONEL HILTON:

2 Incls:
n/c

CHARLES L. BACHERL
1st Lt SIG C
Adjutant

DECLASSIFIED E.O. 12065 SECTION 3-402/NNDG NO. 775013

HEADQUARTERS
MIYAZAKI MILITARY GOVERNMENT TEAM
APO 24, UNIT 2

CW/ms

19 March 1948

48/EIR/#5

463

SUBJECT: Electric Power Generation and Distribution Survey In Miyazaki Ken

THROUGH: Kyushu Military Government Region, APO 929

TO : Commanding General, Headquarters I Corps, APO 301
(Attn: Mil Govt Section)

1. Ref Par 2, Annex D-1, Ltr, Hq I Corps, subj: "I Corps Mil Govt Plan for 15 Feb - 30 Jun 48", file AG 310.1 - Ba, dtd 9 Feb 48.

2. a. The Fukuoka Central Office, Branch of Nippon Hassoden Shirai-sho controls the electric power industry on Kyushu. It operates under a law passed in 1939 called the "Denryoku Kokka Kanri" (Government Control of Electric Power).

b. This report based on conditions and data as of 4 Mar 48.

c. Inclosure No. 1 contains informational data on power plants.

d. Inclosure No. 2 shows status and data on Thermal Plants.

e. Inclosure No. 3 charts the location of the power plants, distribution net, and shows approximate amount of power consumed in each area.

f. Inclosure No. 4 shows total amount generated within Ken and its recorded distribution for one day only. (4 Mar 48).

3. a. Method of operations:

(1) Hydro Plants make daily phone reports to Fukuoka Central Office reporting water contents of dam in cubic meters and stream flow in cubic meters per second.
(2) The Central Office evaluates all data received and assigns by phone "loads" to each plant, including the assignment of a daily production load for thermal plants if their operation for "public power" is required.

DECLASSIFIED E.O. 12065 SECTION 3-402/NNDG NO. 775013

BASIC: Ltr, Miyazaki Mil Govt Team, subj: "Elec Power Generation & Dist Survey in Miyazaki Ken", dtd 19 Mar 48.

b. Comments on operations:

(1) Maintenance appears to be satisfactory. Power plants are able to obtain minimum amounts of required materials to keep plants in operating order. Cement, liners for turbines and oil were asked for in that order by most plant superintendents.

(2) All Hydro plants depend on a constant stream flow rather than on an accumulated store of water. There is not one hydro plant in Miyazaki that could operate for 24 hours at rated capacity without depleting its store of water to a prohibitively low level. Therefore, the practice of assigning daily loads to each power plant that enable the plant to operate approximately 50% of the time and store water the remainder of the 24 hour period.

4. Privately owned plants.

a. See Inclosure No. 1 (Private Hydro Plants are indicated by *.)

b. To date the privately owned hydro plants are not subject to control by the Central Office due to their size being such as not to fall within the provisions of the Electric Control Law of 1939.

c. Thermal plants (see Inclosure no. 2) are considered as part of the system and are assigned "loads" when deemed desirable. (A special allocation of coal is made in such cases.)

5. Comments on distribution.

a. It is quite apparent that no practical control measures are practiced nor are the Japanese planning to establish any in the near future.

b. It is estimated that 10% of total production is lost in transmission and that approximately 25% is consumed illegally.

c. General concensus is that the small shop operator and the individual households are the most flagrant users of "stolen power". Power is metered to the large concerns.

6. Suggestions:

a. For checking operation of Central Control Office.

(1) Mil Govt personnel to check periodically. Checks to be based on data obtained from prefectural teams.

DECLASSIFIED E.O. 12065 SECTION 3-402/NNDG NO. 775013

BASIC: Ltr, Miyazaki Mil Govt Team, subj: Elec Power Generation & Dist Survey in Miyazaki Ken", dtd 19 Mar 48.

(2) Mil Govt personnel to check distribution of available power against "allocations", paying special attention to disposition of power that periodically becomes available over and above the quantity required to meet "allocations" and minimum public need and to the proportion of power generated to power allocated during the different hours of the day. (It is believed a blackmarket is in operation on electricity generated at night).

b. For reducing amount of power lost through transmission or illicit use.

(1) Forbid the general manufacture and sale of electric heaters, hot plates, etc.
(2) Make the installation of "current limiters" mandatory. (A device similar to a circuit breaker that would cease to transmit power beyond a pre-set KWH rate.) It is believed these could be installed on a block basis and all concerned informed that if consumption exceeds authorized rate, power would be shut off automatically. Most hospitals and government agencies have special lines and would not be hampered by the use of such devices.
(3) Require the Central Control Agency to have "field inspectors" who would "bracket" unusual losses and immediately correct deficiency or cause persons "tapping" the line to be prosecuted. This would require the Control Agency to keep statistics on "sections" of its distribution system for comparison and eventual elimination of high "lost power areas".

4 Incls:
1. Data on Hydro Plants
2. Data on Thermal Plants
3. Chart - Power Plants
4. Power generated and distributed for one day

ESTELL A. HUTCHESON
Major, CMP
Commanding

DECLASSIFIED E.O. 12065 SECTION 3-402/NNDG NO. 775013

Pertinent data on Electric Power in Miyazaki Ken as of:

4 March 1948

Consumed within Ken.....648,750 KWH

Transmitted to other areas per instructions of Fukuoka Central Office, Branch of Nippon Hassōden Shiraisho.....1,401,830 KWH

Total Production.....2,050,580 KWH

Breakdown of consumption in Miyazaki Ken:

A.	In Nippatsu Electric Plants	13,900 KWH
B.	Asahi Kasei Co.	365,000
C.	Makimine Mine	20,500
D.	Nihon Pulp Co.	28,500
E.	Nippon Iron Foundry Co.	4,800
F.	Tekkosha, Takanabe	2,350
G.	Electricity Dept, Miyazaki Ken Govt	700
H.	Small Machine Shops	106,000
I.	In Kyuhai Plants	22,000
J.	General Public	85,000
	TOTAL	648,750 KWH

Encl No. 4

DECLASSIFIED E.O. 12065 SECTION 3-402/NNDG NO. 775013

BASIC: Ltr, Miyazaki Mil Govt Team, APO 24, Unit 2 dtd 19 March 1948 - subj: Electric Power Generation and Distribution Survey in Miyazaki Ken

ERM/cmo

1st Ind

KYUSHU MIL GOVT REGION, HQ & HQ DET, APO 929, 27 March 1948

TO: Commanding General, I Corps, APO 301
Attn: Military Government Section

The recommendations made in paragraph six (6) a, are already being carried out by Military Government Teams in Kyushu, and recommendations in paragraph six (6) b, (2) and (3), are being carried out in limited fashion by Japanese Haiden officials.

FOR THE COMMANDING OFFICER:

CHARLES L. BACHTEL
1st Lt SIG C
Adjutant

Incls:
n/c

DECLASSIFIED E.O. 12065 SECTION 3-402/NNDG NO. 775013

FUKUOKA MILITARY GOVERNMENT TEAM
Fukuoka, Kyushu
APO 929

18 March 1947

463

SUBJECT: Electric Power Shortage

TO : Commanding General, Eighth Army, APO 343
Attn: Military Government Section

THROUGH: Channels

1. A very serious situation has arisen in this area with regard to electric power.

2. A representative from the Mainichi Press called this office requesting help in regard to securing newsprint paper, the supply of which has been cut off due to a sharp decline in power production. This paper is produced by two manufacturers located in Kumamoto Prefecture and their power source has been from both hydro-electric and steam plants, which is all tied in with the power plants located in Fukuoka Prefecture.

3. Due to lack of rainfall the water supply for the hydro plants is running low, and due to lack of coal the steam plants are running at about 30% capacity.

4. The normal power demand for this area is 400,000 Kw hours compared with present supply of 290,000 Kw hours. Of this, 160,000 Kws are supplied from hydro plants and 130,000 Kw from steam plants. The previous lowest level reached from combined source was 335,000 Kw with 370,000 Kw being obtained at the end of January. The steam plants have been able to step up production by only 20,000 Kws.

5. This shortage has affected the frequency to such as extent that the 60 cycle lines has now dropped to 56.5 cycles, and the 50 cycles lines to 46.5 cycles.

6. After discussing this with the Commerce & Industry Bureau, Electric Dept., it was found that all industries excepting public utilities, fertiliser plants, steel plants, such as the Yawata Plant, and factories supplying Occupation Force demands, had been cut to a bare minumum, and the above mentioned plants given second priority, in order to supply full demand to the coal mines.

7. At this meeting, an even more serious matter was brought out and that was that the paper shortage would seriously affect the election campaign in that paper for the Official Gazette, handbills, ballots, etc.

DECLASSIFIED E.O. 12065 SECTION 3-402/NNDG NO. 775013

BASIC: Ltr, Fukuoka Military Government Team, subj: "Electric Power Shortage", dtd 18 March 47.

463 1st Ind EHM/ble

KYUSHU MIL GOVT REGION, HQ & HQ DET, APO 929, 20 March 1947

TO: Commanding General, I Corps, APO 301
(Attn: Military Government Section)

1. Increased allocations of coal to thermal power plants are necessary to meet contingencies cited in basic letter and are recommended. Reductions of power allocations to coal mine (par 8 basic letter) are not recommended.

Incl: n/c

R. E. COUGHLIN
Colonel, CE
Commanding

AG 463 - BA 2nd Ind EHN/ln

Hq I Corps, APO 301, 26 Mar 1947

TO: CG, Eighth Army, APO 343

This headquarters concurs in the recommendation contained in 1st indorsement.

FOR THE COMMANDING GENERAL:

O. H. SCHMIDT
Major, AGD
Asst. Adj. Gen.

1 Incl:
n/c

DECLASSIFIED E.O. 12065 SECTION 3-402/NNDG NO. 775013

Ltr, Fukuoka Mil Govt Team, subj: "Electric Power Shortage." dtd 18 March 1947.

AG 463 (MG-En) 3rd Ind

Headquarters Eighth Army, APO 343, 12 Apr 1947.

TO: Supreme Commander for the Allied Powers, APO 500
(Attn: Gas and Electric Branch, ESS).

The recommendation contained in the 1st Indorsement is approved.

FOR THE COMMANDING GENERAL:

1 Incl:
n/c

R. SCHAFER
Lt. Col. AGD
Asst.Adj.Gen.

DECLASSIFIED E.O. 12065 SECTION 3-402/NNDG NO. 775013

FILE

BASIC: Ltr, Fukuoka Mil Govt Team, Subj: "Electric Power Shortage, dtd 18 March 1947

AG 675(18 Mar 47)ESS/LN 4th Ind

GENERAL HEADQUARTERS, SUPREME COMMANDER FOR THE ALLIED POWERS, APO 500, 25 May 1947

TO: Commanding General, Eighth Army, APO 343

Action had been taken prior to receipt of this letter which resulted in an increased allocation of coal for electric power in Kyushu for the month of April, amounting to 24,800 tons.

BY COMMAND OF GENERAL MacARTHUR:

1 Incl:
n/c

W.F. SCHMIDT
Captain, AGD
Asst Adj Gen

AG 463(MG-Em) 5th Ind

Headquarters Eighth Army, APO 343, 3 Jun 1947.

TO: Commanding General, I Corps, APO 301

Attention is invited to the 4th indorsement.

BY COMMAND OF LIEUTENANT GENERAL EICHELBERGER:

1 Incl: n/c

R. SCHAFER
Lt. Col., AGD
Asst. Adjutant General.

DECLASSIFIED E.O. 12065 SECTION 3-402/NNDG NO. 775013

FILE

BASIC: Ltr. Fukuoka Mil Govt Team, Subj: "Electric Power Shortage, dtd 18 March 1947.

AG 463 - HA 6th Ind EHN/st

Hq I Corps, APO 301. 10 JUN 1947

TO: CO, Kyushu Mil Govt Region, APO 929

Your attention is directed to the 4th indorsement.

BY COMMAND OF MAJOR GENERAL WOOLNUFF:

O. H. SCHMIDT
MAJOR AGD
ASST ADJ GEN.

1 Incl:
w/c

463 7th Ind ERM/jh

KYUSHU MIL GOVT REGION, HQ & HQ DET, APO 929, 18 June 1947

TO: Commanding Officer, Fukuoka Mil Govt Team, APO 929

Attention invited to 4th indorsement.

BY ORDER OF COLONEL COUGHLIN:

1 Incl:
n/c

CHARLES L. BACHTEL
1st Lt. Sig C
Adjutant

DECLASSIFIED E.O. 12065 SECTION 3-402/NNDG NO. 775013

would not be available.

8. The regional government is now suggesting that the coal industry be cut in power, allowing only enough for maintenance and operation of pumps for a period of three to five days, in order to allow the paper industry additional power to operate a little longer. This would only be a temporary measure and hardly worthwhile, in the writer's opinion.

9. Since there is little likelyhood of any rainfall for the next few weeks, hydro-electric power will decrease rather than increase, and only steam power can be increased, but this will necessitate an increase in coal deliveries to the steam plants.

10. If coal exports could be halted for a few months so that the power plants could be stockpiled, the increased power obtained would materially increase the coal production, as well as help industry in general.

CHARLES R. MUNSKE
Lt. Col. CAC
Commanding

Incl:
Memo Steam vs Hydro Power Plants

DECLASSIFIED E.O. 12065 SECTION 3-402/NNDG NO. 775013

FUKUOKA MILITARY GOVERNMENT TEAM
Fukuoka, Kyushu
APO 929

MEMORANDUM: Steam vs Hydro Power Plants

1. As a matter of information an inspection of the Minato Power plant revealed the following facts:

a. The plant has a licensed capacity of 116,000 Kw hr. compared to its present production of 32,000 Kw.

b. Out of 11 boilers, 3 of which are very old type, only 5 are operating, due to shortage of coal.

2. The thermal power plants were constructed to aleviate the power shortage as industry grew, outstripping the power production of the hydro-electric plants, and when all thermal plants are operating at their licensed capacity they could supply 65% of the power requirements as against 35% from the hydro plants, or 665,500 Kw against 327,040 Kw from hydro plants.

3. This should be compared with all Japan production data which shows 60% received from Hydro Plants and 40% from Thermal Plants or 4,520,000 Kw and 2,650,000 Kw respectively.

4. Hydro Plants in Kyushu depend entirely on rainfall for operation, and since there are two dry seasons, namely Dec/Mar and May/July there is an uncertainty of power supply which prevents stability of the flow of current.

5. Since there is very little snowfall in Kyushu and also since there are few lakes or dams, there is no reserve water to draw from upon cessation of the rainy weather. It so happens that the present season has been unusually dry, so much so that the city of Fukuoka has been on water ration all during the so called rainy season due to insufficient flow into the reservoir. Therefore power production must naturally come mainly from the thermal plants.

6. Of all power consumed in Kyushu, 53.2% is consumed by coal mines, 75% of that is now being used for maintenance.

7. Obviously, there is an urgent need for the continued operation of the thermal power plants and it is recommended that their production be stepped up, which can only be done by increased allotments of coal.

CHARLES R. MUNSKE
Lt. Col. CAC
Commanding

DECLASSIFIED E.O. 12065 SECTION 3-402/NNDG NO. 775013

KYUSHU MILITARY GOVERNMENT REGION
HEADQUARTERS AND HEADQUARTERS DETACHMENT
Fukuoka, Kyushu, Japan

FSL/rje

APO 929
4 February 1947

SUBJECT: Electric Supply for Miyazaki Ken.

TO : Commanding Officer, Miyazaki Mil Govt Team.

1. With further Reference to your letter, (463.1 dated 24 Jan 47 subject Letter of Transmittal, Electricity Consumption Report, the following is submitted.

A. Enclosure #1 shows the supply of electricity delivered at the substation from 15 January through 25 January 1947 to average 14,701 KW.

B. Enclosure #2 shows the production of all Kens in Kyushu for period 15 January through 25 January 1947.

C. Enclosure #3 shows allocation of power in Miyazaki Ken for months of Aug.-Sept.-Oct.-Nov. and December 1946.

(1) The first restriction was placed on electric consumption on 20 Sept. 1946 at rate of 70% of consumption for July and August.
(2) On 11 Oct. through 24 Oct. allocation was reduced to 50% of July and August.
(3) On 25 Oct. to 1 Nov. allocation was raised to 70% of July and August.
(4) On 1 Nov. through 15 Dec. 1946 allocation was raised to 80% of July and August.
(5) On 16 Dec. 46 through 19 Jan. 47 allocation was reduced to 70% of July and August.
(6) On 20 Jan. to date allocation was raised to 80%.

D. Enclosure #4 shows what the requirements of all Kens would be provided there were no restrictions.

2. It is requested your headquarters extract from this letter such information as you wish and return this file complete to this headquarters.

BY ORDER OF COLONEL COUGHLIN:

CHARLES D. ALLEN
Captain, Inf.
Adjutant

Incl:
As Indicated

DECLASSIFIED E.O. 12065 SECTION 3-402/NNDG NO. 775013

HEADQUARTERS
MIYAZAKI MILITARY GOVERNMENT TEAM AHH/mhy
APO 929

24 January 1947

463.1

SUBJECT: Letter of Transmittal, Electricity Consumption Report

TO : Commanding Officer, Kyushu Military Government Region,
Headquarters & Headquarters Detachment, APO 929

1. Attached report from Miyazaki Branch, Kyushu Electric Supply Company, Ltd. is forwarded for your information and action.

2. During early December, when Captain Harper of this Headquarters was in Fukuoka, he was advised by Lt-Col. Rue S. Link that Miyazaki was authorized 9,200 or 9,800 k.w.h. per day, he does not remember which. At that time the statement was also made that Miyazaki was requesting 12,000 k.w.h. per day.

3. In view of the understanding of your Headquarters as to 9,200 or 9,800 k.w.h., the apparent deficit which this Ken has been subjected to since August, and the serious effect of the shortage of electricity on commerce, transportation and industry here, it is requested that an adjustment to authorized quota be arranged for.

4. This Ken is a large producer of electricity and other essentials and it is difficult for its people to understand why other Kens on Kyushu, Oita for example, should have lighted towns and installations, railroad stations, in particular, while this whole Ken, railroad facilities included, is practically "blacked out", with industries closed down several hours per day.

5. All factors considered, it is urged that present quota be increased to 12,000 k.w.h. per day, as requested by Ken authorities.

FOR THE COMMANDING OFFICER:

CHARLES F. TARVER, Jr.
1st Lt., A.C.
Adjutant

1 Enc:
Report on Electricity Consumption
and Priorities (2 copies)

DECLASSIFIED E.O. 12065 SECTION 3-402/NNDG NO. 775013

BASIC: Ltr, Miyazaki Military Government Team, subj: "Letter of Transmittal, Electricity Consumption Report", dtd 24 January 1947.

463.1 1st Ind RSL/ebe

KYUSHU MIL GOV'T REGION, HQ & HQ DET, APO 929, 30 January 1947

TO: Commanding Officer, Miyazaki Military Government Team

1. Conferences were held this date with the Kyushu Central liaison officer and Mr. Ikada, chief of the electrical section, Electrical Department, Kyushu Commerce and Industry Bureau, concerning the supply of electricity for power and light. The following facts were disclosed for your further action and consideration:

a. Electricity for lighting purposes has a priority over all electricity supplied for power purposes and is based upon the consumption of KWH in September 1946. Taking that consumption as a basis, each town, village, and farming area is allocated 80 per cent of the September total.

b. Power priorities are established as follows:

(1) First priority is for:

(A) The production of coal
(B) Ammonium sulphate
(C) Flour mills
(D) Irrigation
(E) Railroads
(F) Communication and broadcasts
(G) Newspapers
(H) Electrical, gas, and water plants

This allocation is 90 per cent of the consumption for the months of July and August 1946.

(2) Second priority is for the following:

(A) Mining, other than coal
(B) Gravel industry
(C) Metal industry
(D) Machinery and instrumental industries
(E) Chemical industries
(F) Pottery
(G) Textiles
(H) Food
(I) Timber
(J) Printing

DECLASSIFIED E.O. 12065 SECTION 3-402/NNDG NO. 775013

Within the second priority category, the Ministry of Commerce and Industry in Tokyo designates the names of industries and factories who get second priority. Those not so designated fall under the third priority. Electrical power is supplied to second priorities on the basis of 70 per cent of the consumption during the months of July and August 1946.

(K) Within Miyazaki Prefecture the following plants have been designated for second priority:

(a) Metal industry
  (1) Mitsubishi Mining Co.
  (2) Makimini Plant
(b) Pulp industry
  (1) Nippon Pulp
  (2) Obi Plant
(c) Agricultural industry
  (1) Miyazaki Timber Co.
(d) Fats and oil industry
  (1) Miyazaki Seiriyo
(e) Silk industry
  (1) Kanegafuchi Textile Ind.
  (2) Oyodo Plant
  (3) Katakula Thread Ind.
  (4) Miykonjo Plant
  (5) Miyazaki Plant
(f) Export Tea industry
  (1) Kyushu Exporting Tea Ind.
  (2) Showa Industry:
    Miyazaki Tea Plant
  (3) Prefectural Agricultural Association Tea Plant:
    Kuroda Kogyosho
(g) Ice Manufacturing industry
  (1) Ice Manufacturing Dept. of Aso Company
  (2) Nippon Reizo:
    Miyazaki Plant
    Amasutsu Plant
  (3) Prefectural Maritime Products Ind. Assoc:
    Odoso Plant
    Totoro Plant
    Nongo Plant
  (4) Kadokawa Fishery Assoc.
(h) Shipbuilding industry
  (1) Kyushu Zosen
  (2) Tonoura Yard

DECLASSIFIED E.O. 12065 SECTION 3-402/NNDG NO. 775013

Third priority constitutes all other industries except those in priority one and two and small scale industrial and agricultural plants. This priority is allocated on the basis of 50 per cent of the consumption during the months of July and August 1946.

2. At the end of 1946 and especially during the month of December and part of November, there was not sufficient power in Kyushu, due principally to the lack of rainfall and insufficient coal, to meet the allocations. However, during the month of January there has been sufficient power to meet all allocations. There will be a deficit, however, beginning 1 February, in which there will not be sufficient power to meet allocations, due principally to the fact that the Ammonium Sulphate Plant at Omuta, and the Steel Plant at Yawata have been increased in their production, and thereby get a higher allocation of power.

3. In order that you may follow the program of electrical power allocations the following is a brief resume:

a. All power is allocated to lighting and power priorities 1, 2, and 3, by the Electrical Department of the Kyushu Commerce and Industry Bureau.

b. All power developed, both steam and water power, is distributed by the Japan Distribution and Transmission Company, and, therefore, this company makes available electricity for lighting and power to the Kyushu Electrical Supply Company, who in turn delivers it as per the priority schedule.

4. It is suggested that you call in the representative of the Japan Distribution and Transmission Company and of the Kyushu Electrical Supply Company and determine what percentage of the allocated electrical supply is being delivered to Miyazaki Prefecture. That should give you, in seeing the figures on priorities, a basis to determine whether or not there is any leakage, favoritism, or unjustified withholding of electricity within your prefecture.

FOR THE COMMANDING OFFICER:

R. S. LINK
Lt. Col., AC
Executive Officer

Incl:
n/c

DECLASSIFIED E.O. 12065 SECTION 3-402/NNDG NO. 775013

Fig. 1

Current Flow Diagram

At P.M. 800 11 th Sept. 1946

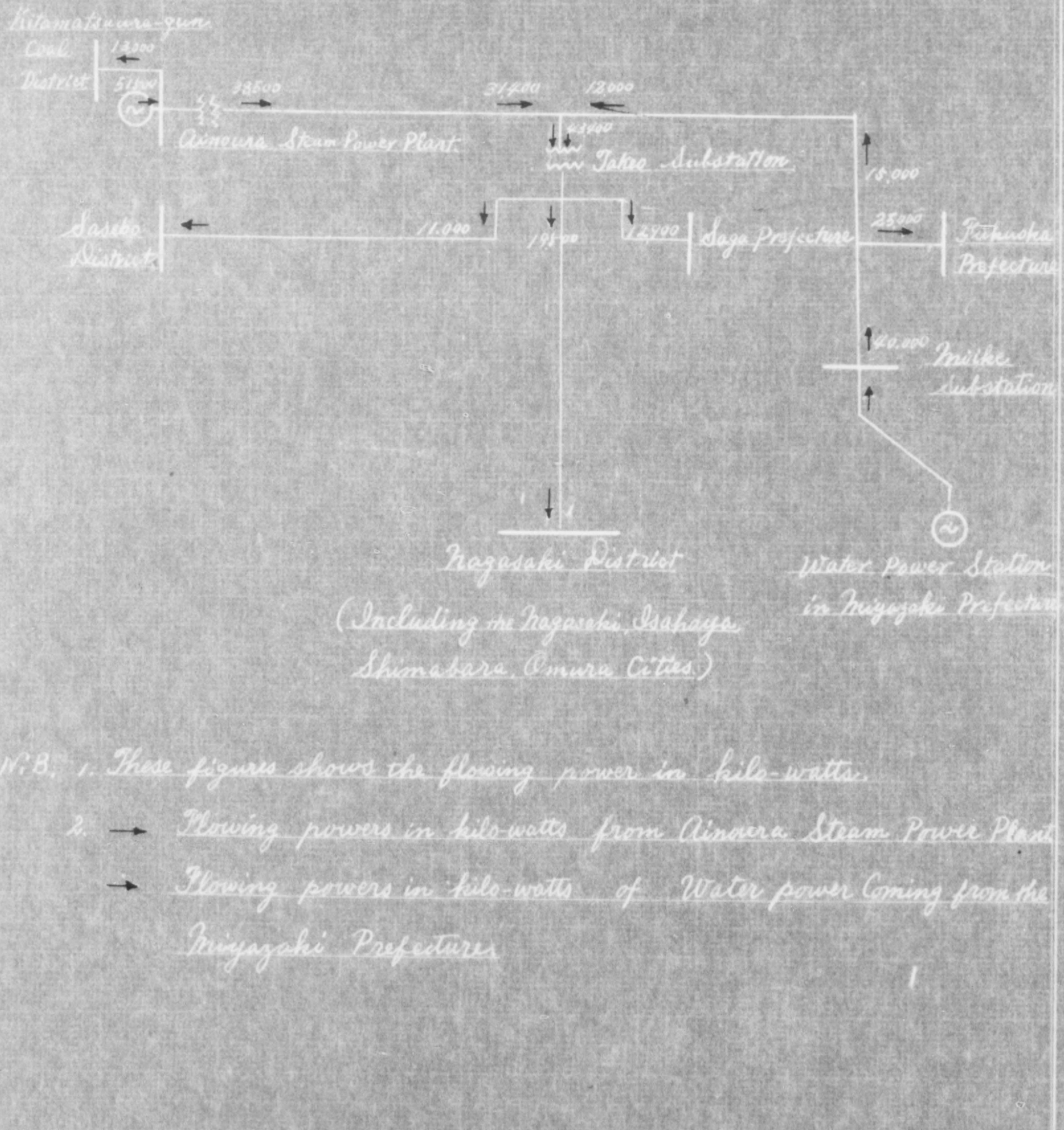

N.B. 1. These figures shows the flowing power in kilo-watts.

2. → Flowing powers in kilo-watts from Ainoura Steam Power Plant

→ Flowing powers in kilo-watts of Water power Coming from the Miyazaki Prefectures

DECLASSIFIED E.O. 12065 SECTION 3-402/NNDG NO. 775013

Electric current flow Diagram in Nagasaki prefecture

Fig. 2.

At P.M. 8:00 11th Sept. 1946

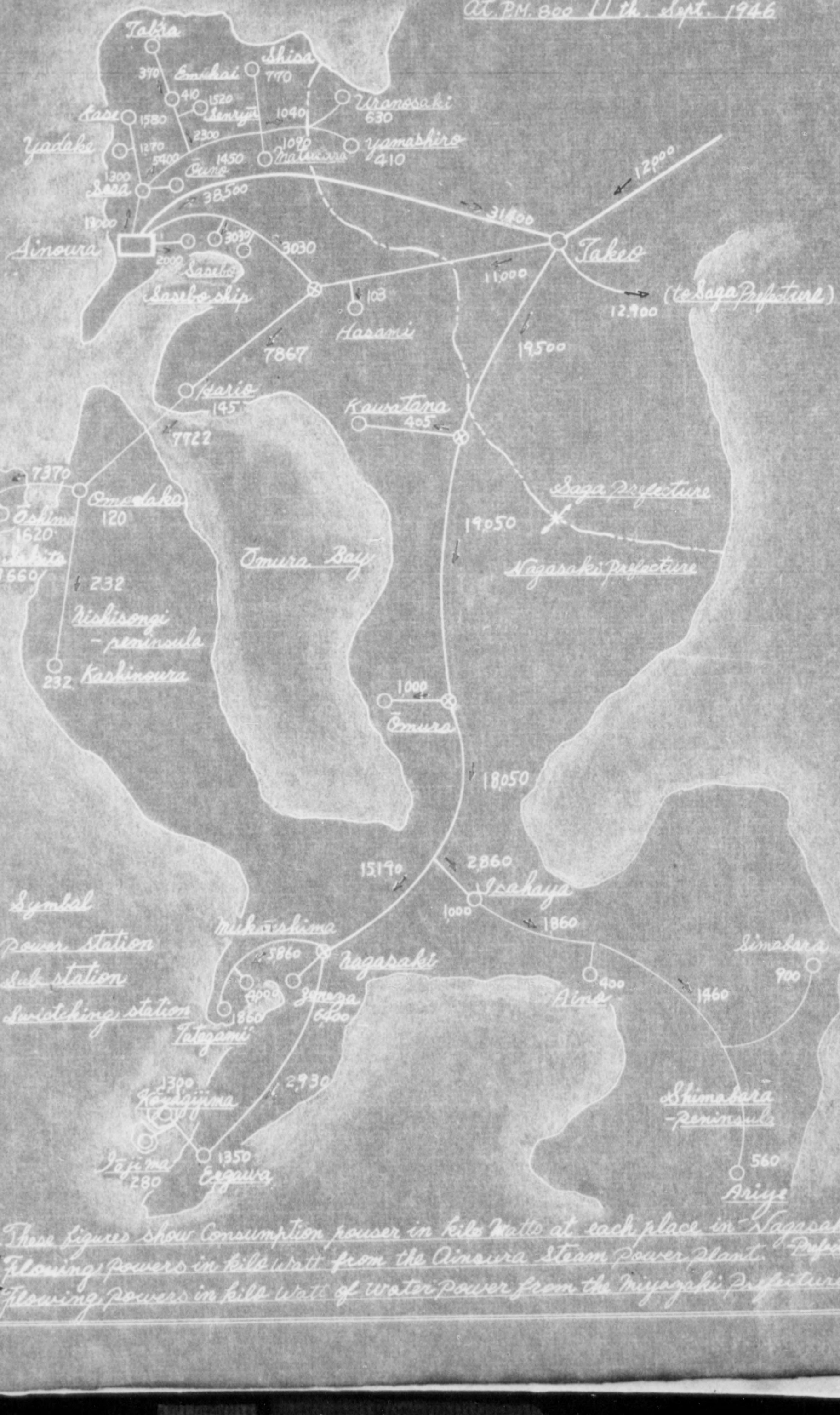

N.B. 1. These figures show Consumption power in kilo Watts at each place in Nagasaki Prefecture

2. Flowing powers in kilo watt from the Ainsura Steam Power Plant.

3. Flowing powers in kilo watt of water power from the Miyazaki Prefecture.

DECLASSIFIED E.O. 12065 SECTION 3-402/NNDG NO. 775013

Fig. 3. Load Curve in the Nagasaki Prefecture.

(Mean Electric Power)

21th. September 1946

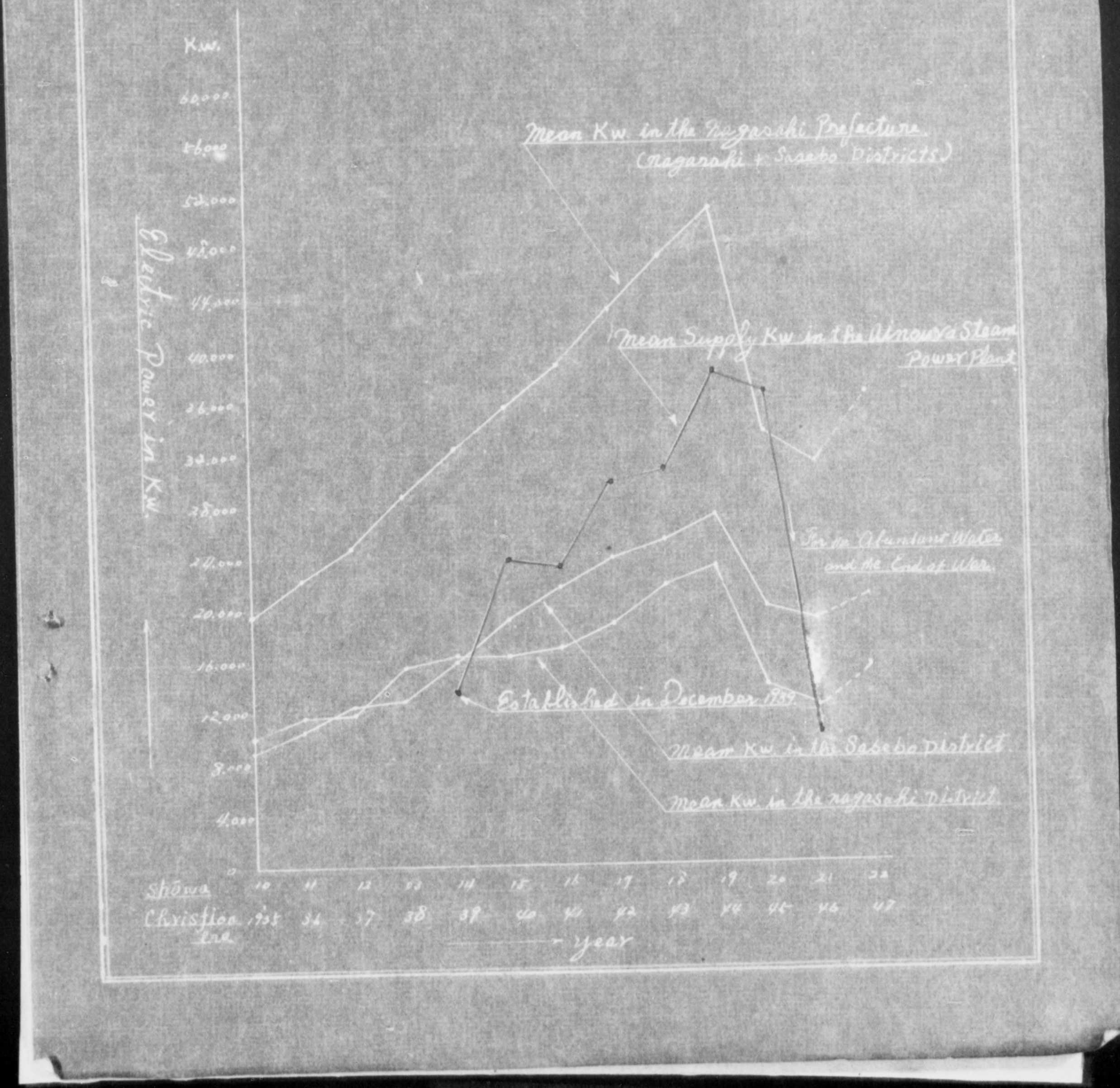

DECLASSIFIED E.O. 12065 SECTION 3-402/NNDG NO. 775013

Fig. 4

Load Curve in the Nagasaki Prefecture.

(Max. Electric Power.)

21th September 1946

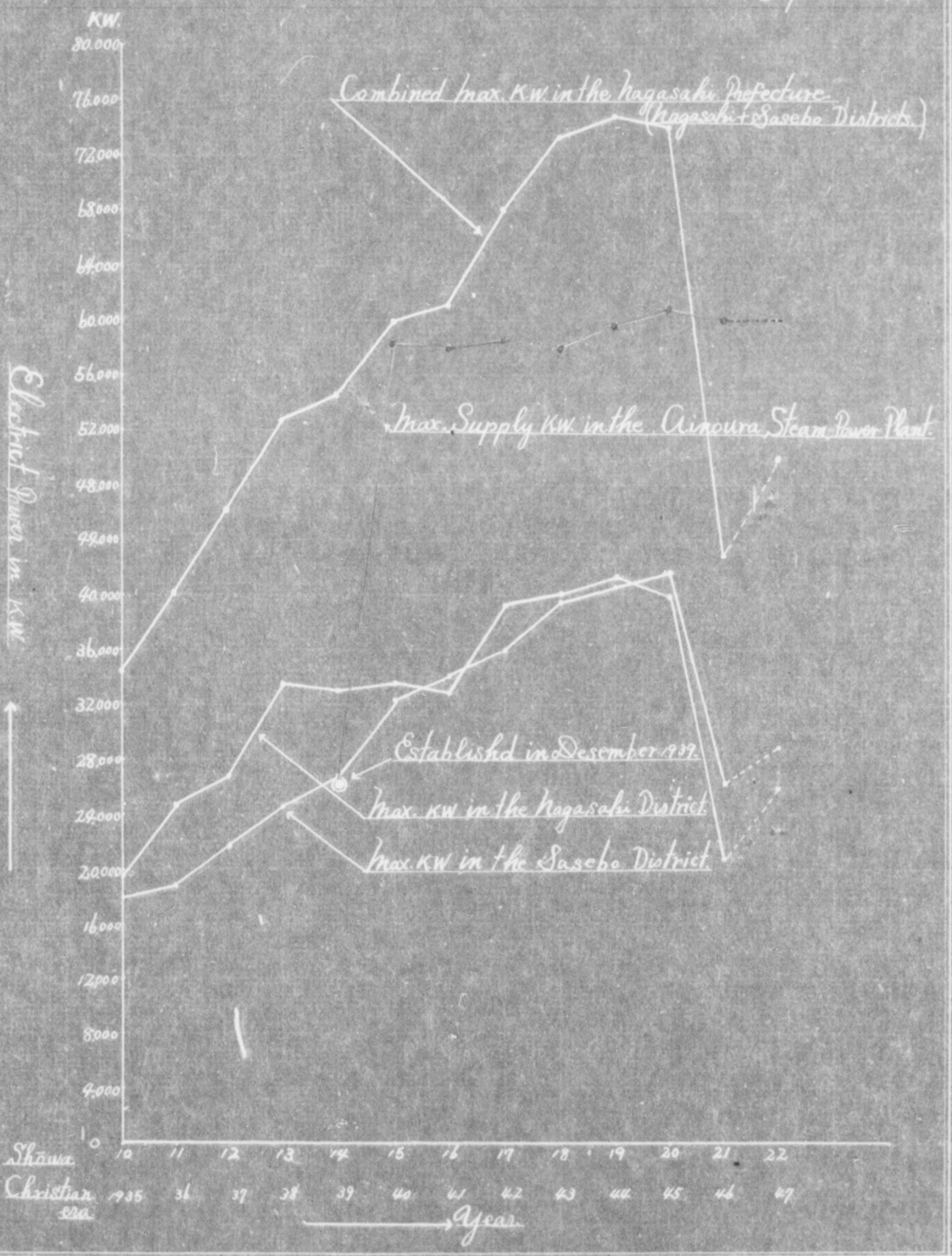

DECLASSIFIED E.O. 12065 SECTION 3-402/NNDG NO. 775013

Fig 5

Load Curve of the Sasebo Navy Arsenal Sakito Coal-mine and Nippon Seitetsu Kase Coal-mine.

(max. and mean Electric Power.)

21th September 1936.

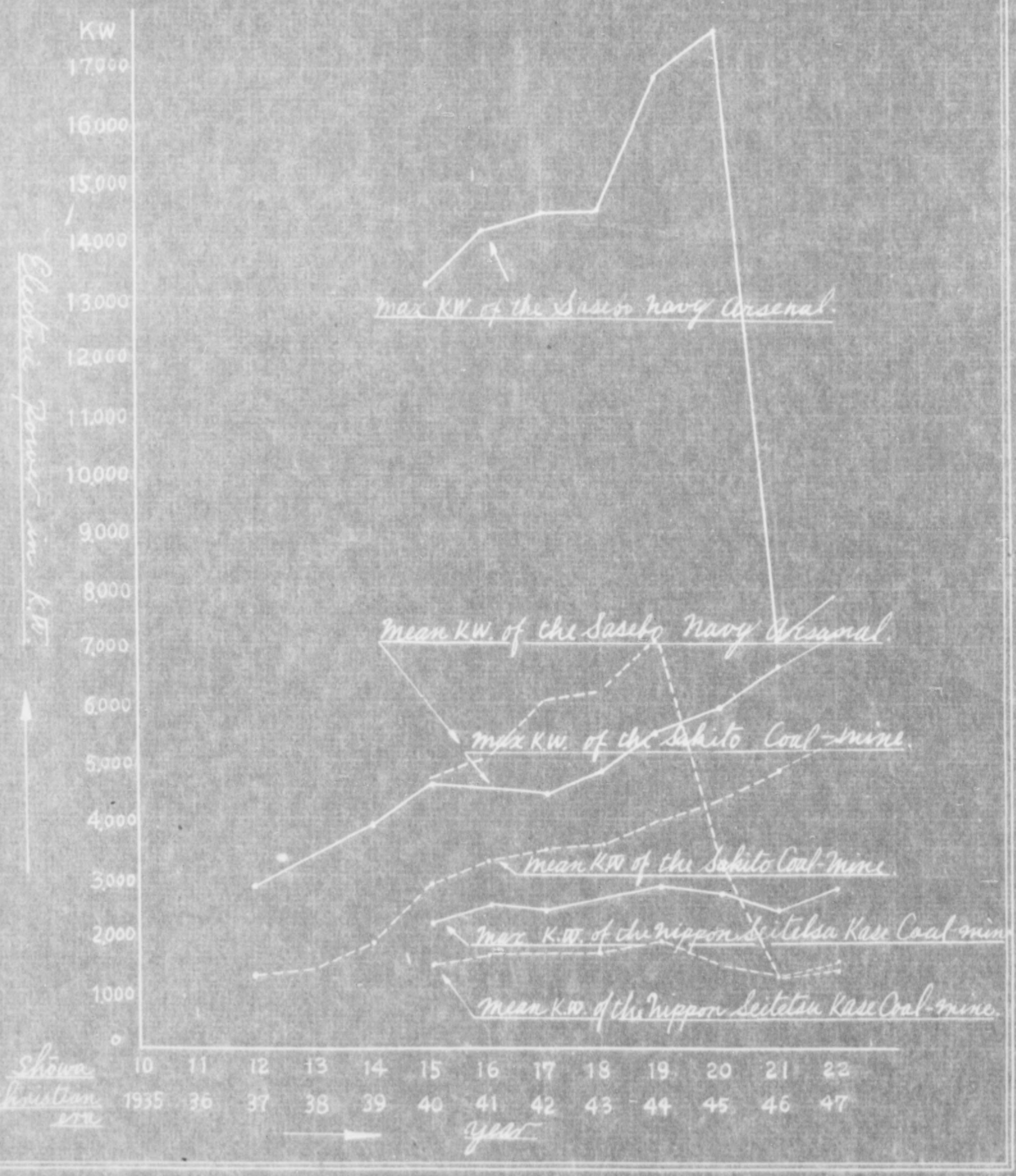

Fig. 6

Nagasaki Shipyard & Engine Works.
Mitsubishi Heavy Industries, Ltd.

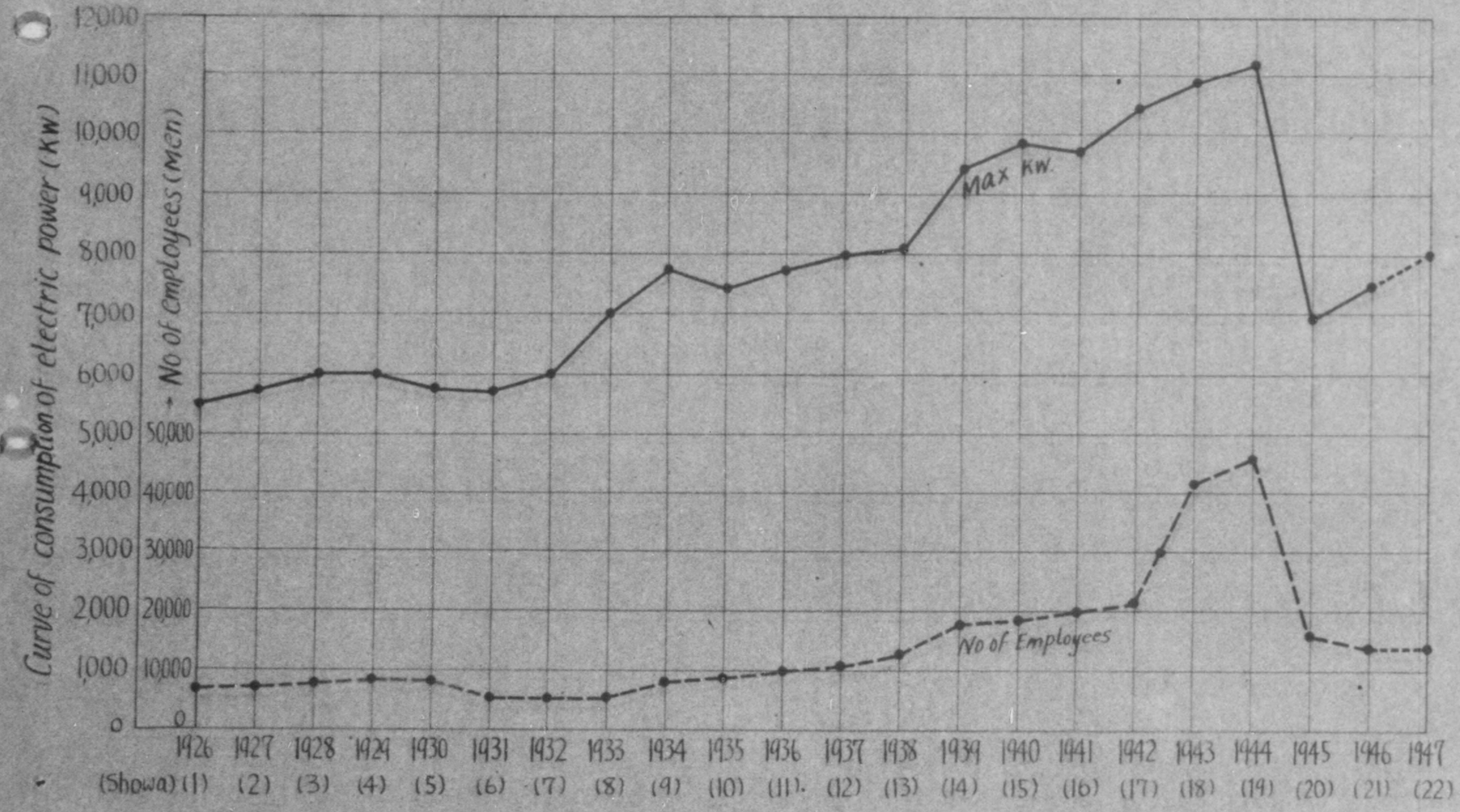

DECLASSIFIED E.O. 12065 SECTION 3-402/NNDG NO. 775013

DECLASSIFIED E.O. 12065 SECTION 3-402/NNDG NO. 775013

Fig 7 Load Curve of the Mitsubishi Steel Manfacturing Co. Ltd.

21th. September 1946

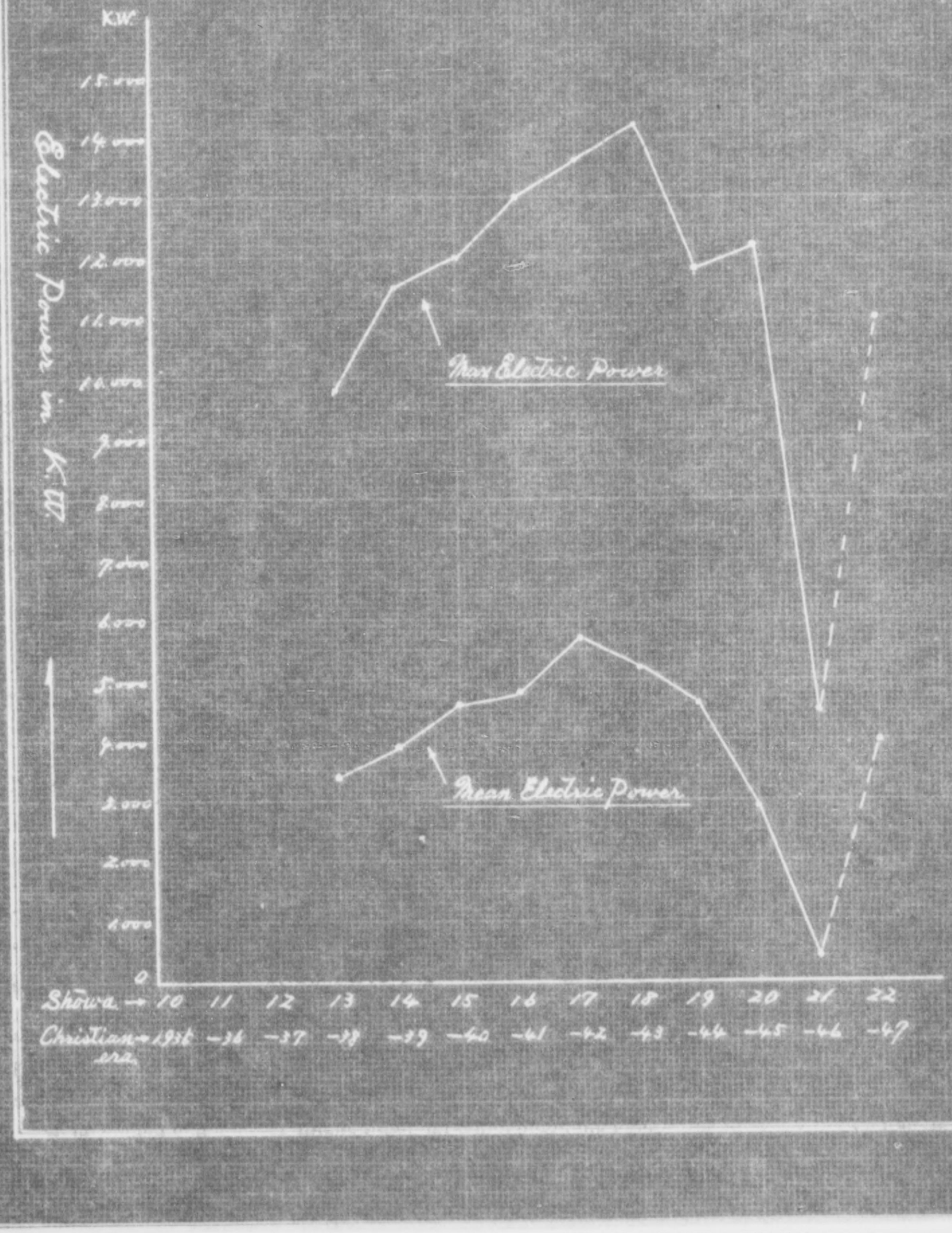

DECLASSIFIED E.O. 12065 SECTION 3-402/NNDG NO. 775013

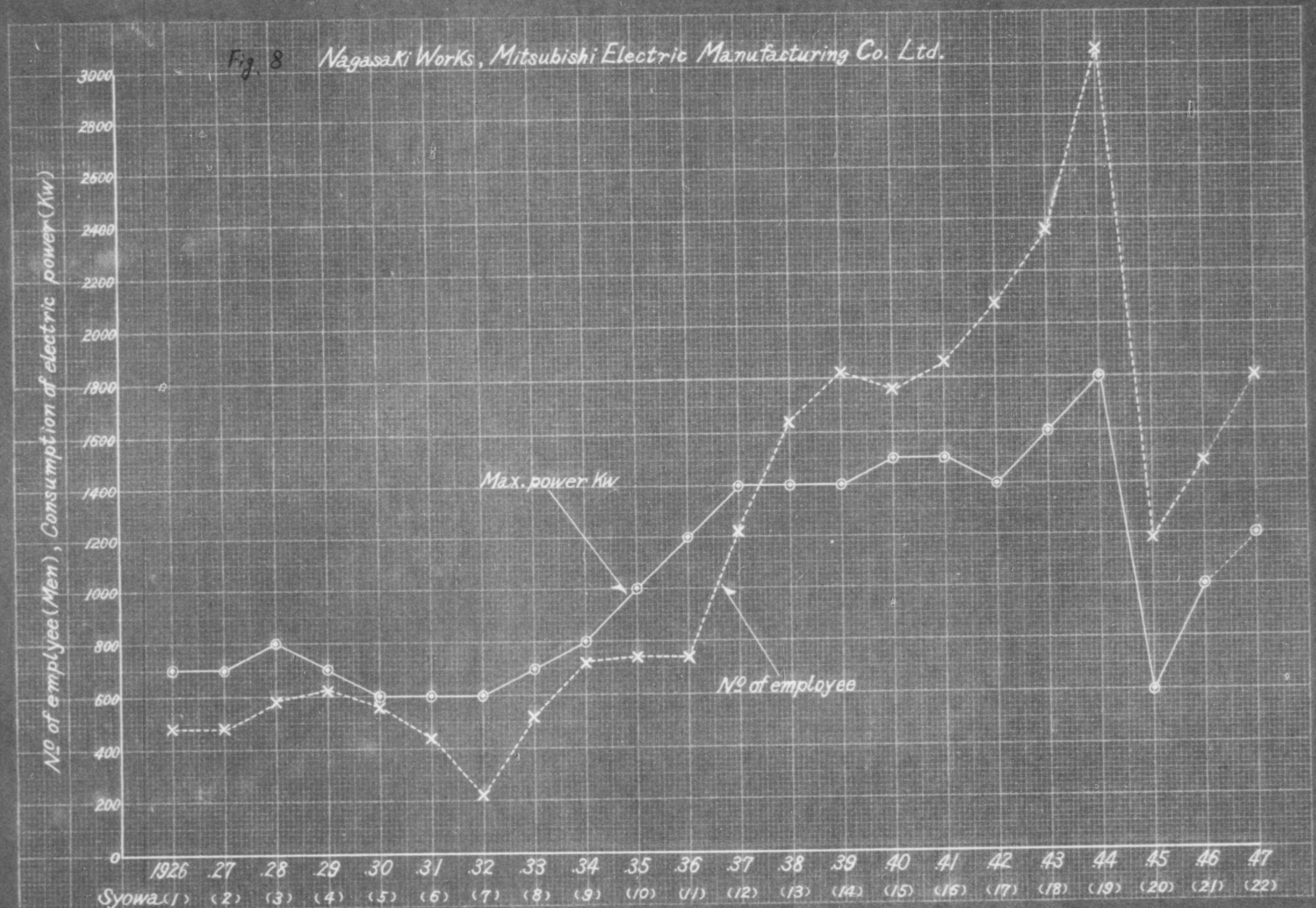

IES A4 (210×297)
E42 (17-1) 10000

DECLASSIFIED E.O. 12065 SECTION 3-402/NNDG NO. 775013

Fig 9 Nagasaki Precision Machine Works.
Mitsubishi Heavy Industries Co. Ltd.
Curve of consumption of
electric power.
from 1941 to 1947.

Year (Showa)	16	17	18	19	20	21	22
Max KW	1,650	2,370	3,750	3,800	3,809	670	1,070
Mean. KW	547	793	865	1,461	370	116	300
K.W.H.	275.000	6,850,824	7,471,996	12,619,420	7,513,537	1,075,320	2,160,100

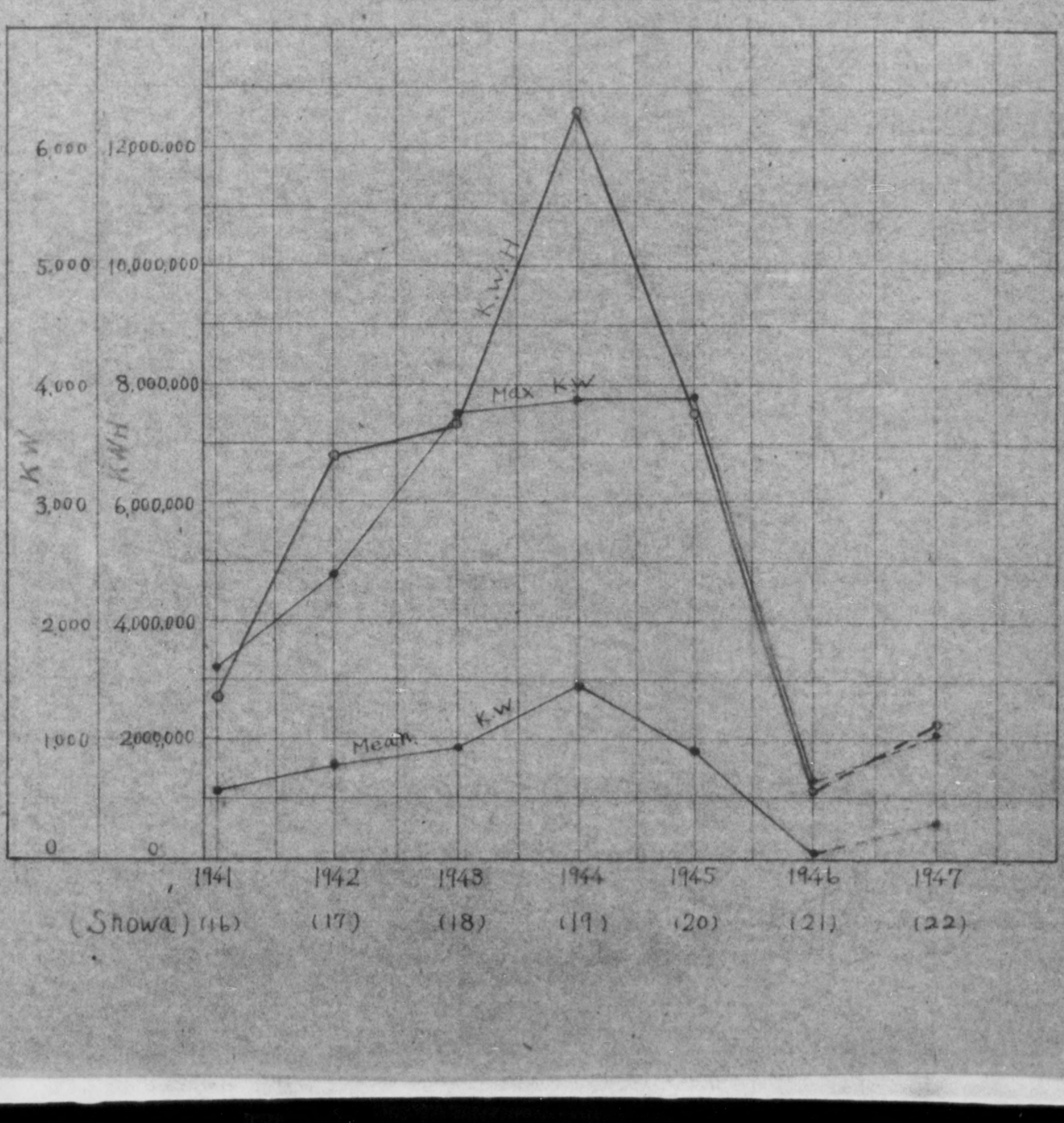

DECLASSIFIED E.O. 12065 SECTION 3-402/NNDG NO. 775013

Fig 10

Load Curve in the Kōyakijima Shipyard.
(Include the Kuchinoshima Shipyard)

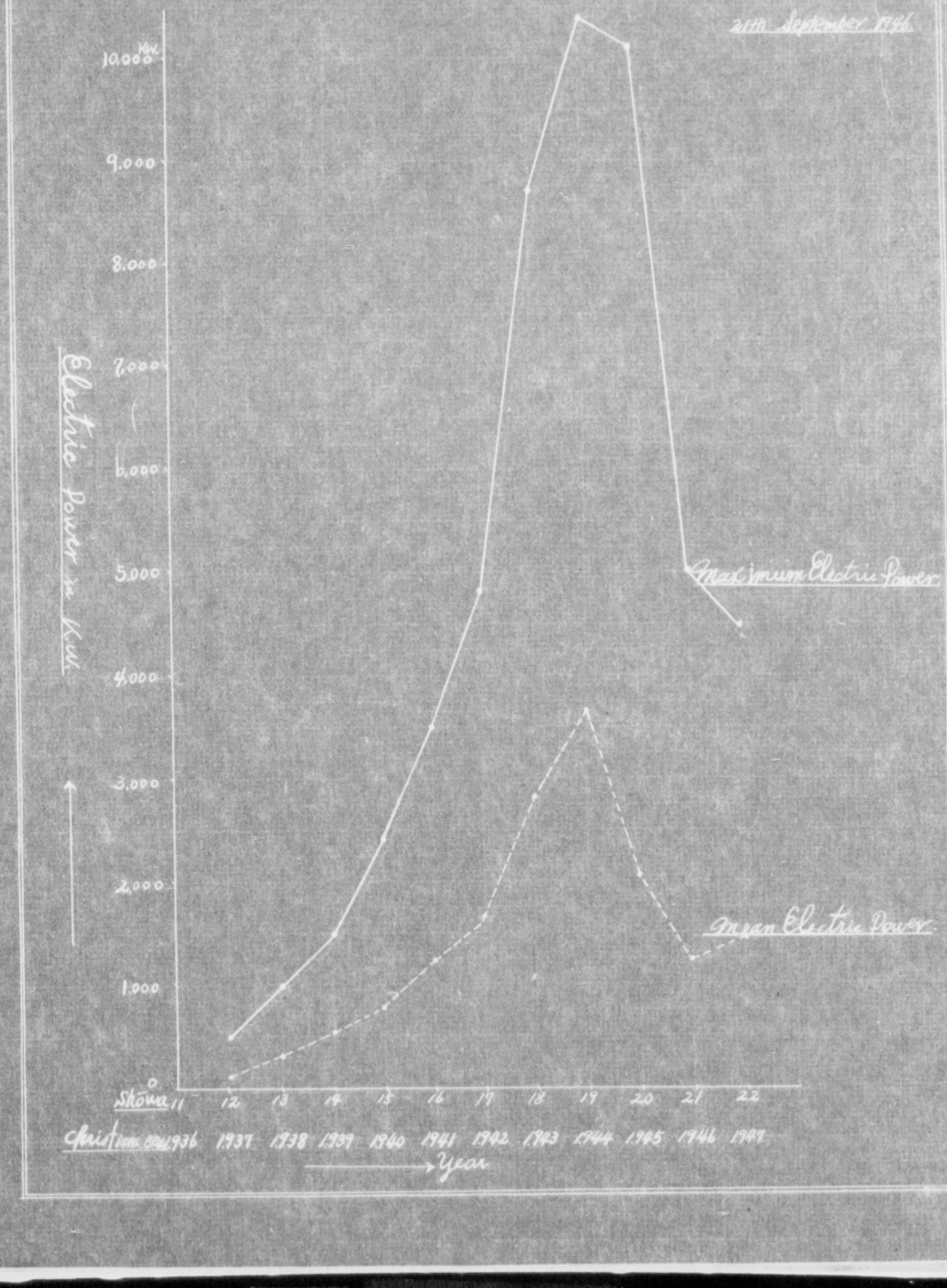

DECLASSIFIED E.O. 12065 SECTION 3-402/NNDG NO. 775013

fuel, power, electric — etc
463

HEADQUARTERS
KUMAMOTO MILITARY GOVERNMENT TEAM
KUMAMOTO, KYUSHU, JAPAN

RFH/rf

APO 929
23 September 1946

Serial No: 216

SUBJECT: Special Report on the Electric Power of the Kyushu District

TO : Commanding officer, Kyushu Military Government Region, Headquarters & Headquarters Detachment, APO 929

1. At the time of cessation of hostilities between Japan and the Allied Powers, a demand for electric power in Kyushu was suddenly decreased; operation was suspended of steam power plants and all electricity produced chiefly depended upon the hydraulic power plants, but at the same time, there was still a surplus of current.

2. Contrary to expectations, however, the demand for electric power was again remarkably increased in November 1945, though there was nothing so outstanding in rehabilitation of industrial circles in Kyushu; yet operation of steam power plants came into effect again after November 1945.

3. Later, with the supply of hydraulic power being 20,000 KW - 30,000 KW (from Honshu, main island district) electric power circumstances in Kyushu were remarkably improved. However, after the rainy season the hydraulic power capacity was greatly decreased again and the necessity of operating steam plants became urgent.

4. In January 1946, the estimated efficiency of the current demand was 130,000 KW. This estimation was made under the supposition that such steam power plants as Tobata, Ainoura (in Sasebo City) and the First Minato (in Omuta City) plants were not in operation.

5. The percentage of deficiency in 1947 is estimated to be 33.3% for the estimated load of electric power which would be around 420,000 KW in the same month.

DECLASSIFIED E.O. 12065 SECTION 3-402/NNDG NO. 775013

6. Therefore, it is requested that the plants at Tobata, Ainoura and the First Minato steam plants be allowed to operate to give the estimated power generated as follows:

a. Tobata Heat Power Plant:

Existing generators

No. 1	27,000 KW
No. 2	27,000 "
No. 3	53,000 "
No. 4	53,000 "
Total	160,000 KW

For the above plant, the power capacity to be generated in January 1947 is estimated at 45,000 KW, while the average capacity will be 22,500 KW.

b. Ainoura Heat Power Plant:

Existing generators

No. 1	30,000 KW
No. 2	30,000 "
Total	60,000 "

For the above plant, the power capacity to be generated in January 1947 is estimated at 56,000 KW, while the average capacity will be 28,000 KW.

c. First Minato Heat Power plant:

Existing generators

No. 1, 2, 3, 9	each	7,000 KW
No. 4, 5, 6, 7, 8	"	20,000 "
Total		128,000 "

For the above plant, the power capacity to be generated in January 1947 is estimated at 27,000 KW, while the average capacity will be 13,500 KW.

DECLASSIFIED E.O. 12065 SECTION 3-402/NNDG NO. 775013

7. Therefore, the total capacity of the above three plants in January 1947 is estimated at 128,000 KW maximum, while the average capacity would be 64,000 KW. However, the shortage of the current in 1947 is estimated at 133,893 KW.

8. To overcome this shortage, if the Tobata, Ainoura and the First Minato plants are brought into full operation, the deficiency will be estimated to decrease to 69,893 KW. Of this deficiency of current which they are unable to overcome without a limitation of the demand on the part of the consumers, there is no other recourse than to take such measures as shortening the hours by which electric power may be used as well as prohibiting the use of electrical appliances for cooking and heating this coming winter season.

9. As a result of such limitations in Kumamoto City, industrial, manufacturing factories and others may compulsorily close in the coming winter, and this will, to be sure, have a great influence on the citizens' daily life. At any rate, the deficiencies of the electric power will be a serious problem for Kumamoto Ken this next winter, and many manufacturing industries in Kumamoto Ken will be suspended.

10. It is hoped that such steam plants as Tobata, Ainoura and the First Minato in Kyushu district be put in operation for the time being to counteract this crisis.

ROBERT F. HARTMAN
Major, CMP
Commanding

Incl
Chart of Electric Power Demand

DECLASSIFIED E.O. 12065 SECTION 3-402/NNDG NO. 775013

DEMAND FOR THE ELECTRIC POWER FOR BUSINESS

Actual Results in 1946
(As of July)

Business	Supply by Kyushu Elec.Co	Supply by Nippon Electric Power Co.	Total	Percentage (%)
Mining	105,130	19,970	125,100	36.7
Coal	2,840		2,940	0.8
Others	7,700	18,900	26,600	7.8
Metal Industries	7,600		7,600	2.2
Mechanic Tool Industry				
Chemical Industry	5,050	28,890	33,940	9.9
Fertilizer	11,025	480	11,505	3.4
Others	4,750		4,750	1.4
Ceramic Industries	1,000		1,000	0.3
Spinning Industry	3,380	260	3,640	1.1
Foodstuff Industry	90		90	
Miscellaneous In.	4,950		4,950	1.5
Electric Railway	3,300		3,300	1.0
Public Industry	6,950	770	7,720	2.3
Miscellaneous In.	2,000		2,000	0.6
Agricultural Use	165,765	69,270	235,035	69.0
Total	47,930		47,930	14.0
Electric Lighting	42,600		42,600	12.5
Retail Current	12,680		12,680	3.7
Special	710	2,030	2,740	0.8
Salt Manufacturing	269,685	71,300	340,985	100.
Grand Total				
Converting into generating power			380,086	

(Average Current KW -- kilowatt)

DECLASSIFIED E.O. 12065 SECTION 3-402/NNDG NO. 775013

DEMAND FOR ELECTRIC POWER FOR BUSINESS

Estimation for Jan 1947

Business	Kyushu Electric Co.	Nippon Electric Power Co.	Total	Percentage (%)
Mining	108,730	20,000	128,730	35.6
Coal	3,100		3,100	0.9
Others	6,900	20,350	27,250	7.5
Metal Industries	6,760		6,760	1.9
Mechanic Tool Industry				
Chemical Industry	9,070	22,000	31,070	8.6
Fertilizer	11,560	300	11,860	3.3
Others	5,200		5,200	1.4
Ceramic Industries	1,790		1,790	0.5
Spinning Industry	4,080	400	4,480	1.2
Foodstuff Industry	90		90	
Miscellaneous Ind.	5,400		5,400	1.5
Electric Railway	3,770		3,770	1.0
Public Industry	7,550	80	7,630	2.1
Miscellaneous Ind.	1,000		1,000	0.3
Agricultural Use	175,000	63,130	238,130	65.8
Total	69,580		69,580	19.2
Electric Lighting	45,120		45,120	12.5
Retail Current	9,020		9,020	2.5
Special	0		0	
Salt Manufacturing	298,720	63,130	361,850	100.
Grand Total				
Converting into generating power			402,000	

DECLASSIFIED E.O. 12065 SECTION 3-402/NNDG NO. 775013

THE CONTRAST OF DEMAND AND SUPPLY

(Average current KW)

Items	July 1946 Actual Results	Jan. 1947 Estimation	Remarks
Total demand	(A) 380,086	402,000	
Hydraulic Power Supply			
Nippon Electric Power Co. (Nippatsu Co)	225,509	116,786	
Kyushu Electric Co. (Kyuhai Co)	101,174	79,321	
Total.....	326,683	196,107	
Steam Power Supply			
Nippon Elec Pow. Co.	41,711	52,000	
Kyushu Electric Co.	0	10,000	
Private use	0	10,000	
Total.....	41,711	72,000	
Accommodation	11,692	0	From the Chugoku Elec. Co.
Total.....	380,086	268,107	
Balance short	0	133,893	
B/A X 100%		33.3%	

DECLASSIFIED E.O. 12065 SECTION 3-402/NNDG NO. 775013

BASIC: Ltr, Kumamoto Mil Govt Team, Serial No. 216, subj: "Special Report on the Electric Power of the Kyushu District", dtd 23 Sep 46.

1st Ind LAW/enh

KYUSHU MIL GOVT REGION HQ & HQ DET, APO 929, 1 October 1946

TO: Commanding General, I Corps, APO 301
Attn: Military Government Section

1. As concerns the Steam-Electric Power Generating Plants referred to in SCAPIN 1131 (Reparations Selections).

2. Correspondence forwarded without comment, for such use as higher headquarters may desire.

FOR THE COMMANDING OFFICER:

CHARLES D. ALLEN
Captain, Infantry
Adjutant

Incl:
n/c