GHQ/SCAP Records (RG 331, National Archives and Records Service)

Description of contents

(1) Box no. 3104

(2) Folder title/number: (6)
Oil Tank Facilities

(3) Date: ?

(4) Subject:

Classification	Type of record
9230, 9617	z

(5) Item description and comment:
Nagasaki

(6) Reproduction: ~~Yes~~ No

(7) Film no. Sheet no.

(Compiled by *National Diet Library*)

SURVEY OF OIL STORAGE TANK FACILITIES

Code Location # 27 - 12 Name of Installation: Yokose Oil Storage Yard Location: Yokose Nishisenoki-gun, Nagasaki-ken.

No. of Tanks:	Reperted Capacity (Kiliters per tank)	Approx Outside Limentions (meters)	Computed Capacity (Kiloliters per tank)	Reparations Code marking Observed of Tanks	Type & conditions of tanks	Structural installation of tanks	Status of Auxiliser Equipment
1	50.000	Dia: 88.0 Height: 10.25	50.000	27-12-1T to 7T	Under Ground Vertical	Concrete	Meter: 27-12-1 to 5
1	200	Dia: 6.0 Height: 8.05	200	27-12-8T	Above Ground Vertical	Steel Welding	Turbine Pump: 27-12-6 to 8
1	30	Dia: 3.78 Height: 2.97	30	27-12-9T	"	Concrete	
3	5.000	Dia: 24.0 Height: 12.0	5.000	27-12-10T to 12T	Under Ground Vertical	Steel Welding & Concrete	Vacuum Pump: 27-12-9 -10 Pannel: 27-12-13 -14 Velve: 20 inch: 27-12-1V to 43V 6 inch: 27-12-44V to 76V

5 inch:
27-12-77V
to
82V
4 inch:
27-12-83V
to
85V

Pipe
20 inch:
2711.5 M
6 inch:
528 M

Remarks:

Released all those equipment
on 8 April 1948.

Incl. 2.

Part A
Report of Individual Tank.

1. Identification: 27-12-1T
2. Owner: Sasebo Naval Supply Dept. on Dec. 6, 1941.
   Sasebo Naval Supply Dept. on Aug. 15, 1945.
   And Ministry of Finance at present.
3. Present User: Former user (Sasebo Naval Supply Dept.) used until Aug. 15, 1945.
4. Present Use: Storing for heavy oil until Aug. 15, 1945.
5. Type of Construction: Under-ground made circular concrete.
6. Capacity: 314,585 barrels. Dia.-288.64ft. Height-33.65ft.
7. Present Condition: This is useful (No damage) but we don't use at present.
8. Accessories: Valves (2) Man-hole (1) Ladder (1) Atomos valve (1).

Incl. 2,

Part A
Report of Individual Tank.

1. Identification: 27-12-2T
2. Owner: Sasebo Naval Supply Dept. on Dec. 6, 1941.
   Sasebo Naval Supply Dept. on Aug. 15, 1945.
   And Ministry of Finance at present.
3. Present User: Former User (Sasebo Naval Supply Dept.) used until Aug. 15, 1945.
4. Present Use: Storing for heavy oil until Aug. 15, 1945.
5. Type of Construction: Under-ground made circular concrete.
6. Capacity: 314,585 barrels, Dia.-288.64ft. Height 33.65 ft.
7. Present Condition: This is useful (No. damage) but we don't use at present.
8. Accessories: Valves (2) Man-hole (1) Ladder (1) Atomos valve (1).

Incl. 2

Part A
Report of Individual Tanks.

1. Identification: 27-12-3T
2. Owner: Sasebo Naval Supply Dept. on Dec. 6, 1941.
   Sasebo Naval Supply Dept. on Aug. 15, 1945.
   And Ministry of Finance of present.
3. Present User: Former User (Sasebo Naval Supply Dept.) used until Aug. 15, 1945.
4. Present Use: Storing for heavy oil until Aug. 15, 1945.
5. Type of construction: Under-ground made circular concrete.
6. Capacity: 315,585 barrels, Dia.-288.64ft. Height-33.65ft.
7. Present Condition: This is useful (No damage) but we don't use at present.
8. Accessories: Valves (2) Manhole (1) Ladder (1) atmos valve (1).

R

Incl. 2.

Part A
Report of Individual Tanks.

1. Identification: 27-12-4T
2. Owner: Sasebo Naval Supply Dept. on Dec. 6, 1941.
   Sasebo Naval Supply Dept. on Aug. 15, 1945.
   Sasebo And Ministry of Finance at present.
3. Present User: Former User (Sasebo Naval Supply Dept.) used until Aug. 15, 1945.
4. Present Use: Storing for heavy oil until Aug. 15, 1945.
5. Type of Construction: Under-ground made circular concrete.
6. Capacity: 314,585 barrels. Dia.- 288.64 ft. Height- 33.65 ft.
7. Present Condition: This is useful (No damage) but we don't use at present.
8. Accessories: Valves (2) Man-hole (1) Ladder (1) Atmos valve (1).

R.

Incl. 2.

Part A

Report of Individual Tank

1. Identification: 27-12-5T

2. Owner: Sasebo Naval Supply Dept. on Dec. 6, 1941,
Sasebo Naval Supply Dept. on Aug. 15, 1945.
and Ministry of Finance at present.

3. Present: Former User (Sasebo Naval Supply Dept.) used until Aug. 15, 1945.

4. Present Use: Storing for heavy oil until Aug. 15, 1945.

5. Type of Construction: Under-ground made circular concrete.

6. Capacity: 314,585 barrels, Dia. 288.64ft. Height 33.65ft.

7. Present Condition: This is useful(No damage) but we don't use at present.

8. Accessories: Values(2) Manhole(1) Ladder(1) atmos valve(1)

Incl.2

Part A

Report of Individual Tank

1. Identification: 27-12-6T

2. Owner: Sasebo Naval Supply Dept. on Dec. 6, 1941.
Sasebo Naval Supply Dept. ~~on Dept.~~ on Aug. 15, 1945,
and Ministry of Finance at present.

3. Present User: Former user (Sasebo Naval Supply Dept.) used until Aug. 15,1945.

4. Present Use: Storing for heavy oil until Aug. 15, 1945.

5. Type of Construction: Under-ground made circular concrete.

6. Capacity: 314,585 barrels, Dia. 288,64ft. Height 33.65ft.

7. Present Condition: This is useful(No damage) but we don't use

8. Accessories: Valves(2) manhole(1) ladder(1) atmos valve(1).

Incl 2.

Part A

Report of Individual Tank

1. Identification: 27-12-7T

2. Owner: Sasebo Naval Supply Dept. on Dec. 6, 1941.
Sasebo Naval Supply Dept. on Aug. 15, 1945.
and Ministry of Finance at present.

3. Present User: Former User(Sasebo Naval Supply Dept.)used until Aug. 15, 1945.

4. Present Use: Storing for heavy oil until Aug. 15, 1945.

5. Type of Construction: Under-ground made circular concrete.

6. Capacity: 314,585 barrels, Dia. 288.64 ft. Height 33.65ft.

7. Present Condition: This is useful (No damage) but we don't use at present.

8. Accessories: Valves(2) manhole(1) ladder(1) atmos valve(1).

Incl. 2.

Part A

Report of Individual Tank

1. Identification: 27-12-8T

2. Owner: Sasebo Naval Supply Dept. on Dec. 6, 1941,
Sasebo Naval Supply Dept. on Aug. 15, 1945,
and Ministry of Finance at present.

3. Present User: Former User(Sasebo Naval Supply Dept.) used until Aug. 15, 1945.

4. Present Use: Used to connect heavy oil until August 15, 1945.

5. Type of Construction: Above-ground vertical steel welded.

6. Capacity: 1,258 barrels. Dia. 19.68ft. Length 26.4ft.
Side plates 6 layers.

7. Present Condition: This is useful(no damage) but we don't use.

8. Accessories: Valves(2). Manhole(1) Ladder(1).

N. IP.

Incl 2.

Part A

Report of Individual Tank

1. Identification: 27-12-9T

2. Owner: Sasebo Naval Supply Dept. on Dec. 6, 1948.
Sasebo Naval Supply Dept. on Aug. 15, 1945.
and Ministry of Finance at present.

3. Present User: Former User(Sasebo Naval Supply Dept.)used until Aug. 15, 1945.

4. Present Use: used for supplying water until Aug.15,1945.

5. Type of Construction: Above ground, Vertical concrete.

6. Capacity: 188 barrels. dia.11.51ft. Height 9.741ft.

7. Present Condition: This is useful(no damage) but we don't use at present.

8. Accessories: Valves(2) Manhole(1)

Incl.2.

Part A

Report of Individual Tank

1. Identification: 27-12- 10T

2. Owner: Sasebo Naval Supply Dept. on Dec. 6, 1941.
Sasebo Naval Supply Dept. on Aug. 15,,1945,
and Ministry of Finance at present.

3. Present User: Former User(Sasebo Naval Supply Dept)used until Aug. 15, 1945.

4. Present Use: Storing for gasoline until Aug. 15, 1945.

5. Type of Construction: Under-ground steel and concrete, welded.

6. Capacity: 31,458 barrels, Dia. 78.72ft. Height 39.36ft.
Side plates 10 layers.

7. Present Condition: This is useful (No damage) but we don't use at present .

8. Accessories: Valves (4) Manholes (2), Ladders (2), Safety valves(2)
oil gauge glass (1).

Inal 2.

Part A

Report of Individual Tanks

1. Identification: 27-12-11T
2. Owner: Sasebo Naval Supply Dept. on Dec. 6, 1941,
   Sasebo Naval Supply Dept. on Aug. 15, 1945,
   and Ministry of Finance at present.
3. Present User: Former user(Sasebo Naval Supply Dept.) used until Aug. 15, 1945.
4. Present Use: Storing for gasoline until Aug. 15, 1945.
5. Type of Construction: Under-ground steel and concrete, welded.
6. Capacity: 31,457 barrels, Dia. 78.72ft. Height 39.36ft.
   side plates 10 layers.
7. Present Condition: This is useful (No damage) but we don't use at present.
8. Accessories: Valves(4). Manhole(2), Ladders(2), Safety valves(2), oil gauge glass(1).

Incl 2.

Part A

Report of Individual Tank.

1. Identification: 27-12-12T
2. Owner: Sasebo Naval Supply Dept. on Dec. 6, 1941,
   Sasebo Naval Supply Dept. on Aug. 15, 1945,
   and Ministry of Finance at present.
3. Present User: Former User(Sasebo Naval Supply Dept.) used until Aug. 15, 1945.
4. Present Use: Storing for gasoline until Aug. 15, 1945.
5. Type of Construction: Under-ground steel and concrete, welded.
6. Capacity: 31,458 barrels, Dia. 76.72ft. Height 39.36ft.
   side plates 10 layers.
7. Present Condition: This is useful (no damage) but we don't use at present.
8. Accessories: Valves(4), Manhole(2), Laddders(2), Safety valves(2), oil gauge glass (1).

Incl 2

Part B

Report on Individual Installation.

9. Name & Location of Installation: Sasebo Naval Supply Dept. Yokose Heavy Oil & Gasoline Storage, Yokose, Sugasa-mura, Nishisonogi-gun, Nagasaki-ken.

10. Total Number of Tanks: useable 12 tanks.

11. Total Capacity: useable 2,297,915 barrels.

12. Total Tanks in Use: None

13. Total Tanks Not in Use: 8 Dirty tanks. 3 clean tanks, 1 water tanks.

14. Routes of Communication: About 10 KM. by shipping to Sasebo Rd. Station, There is pier and no road through Sasebo City except shipping.

15. Water Ways: 36.08ft at low tide and 49.08 ft. at high tide. Max size of ships that can be tied to the pier ..... tons.

16. Primary Function: Oil storage.

17. Discharging & Loading Facilities: Pipe lines.

18. Capacity of Operation in Item 17: Pipes: 2.1/2inch- 20M, 6in.- 600m, 12in. - 50m, 20in.- 2,700m, 12in. Turbine pumps, motor 170HP, 79,200 gallons/hour x2 2,1/2in. vacuum pumps, motor 5HP x2 3.1/2in. turbine pump, motor 30HP, 15,840gallons/hour x 1 useable 90%.

19. Service Ability: They are necessary repair some parts of pipe lines and valves to make completed tanks.

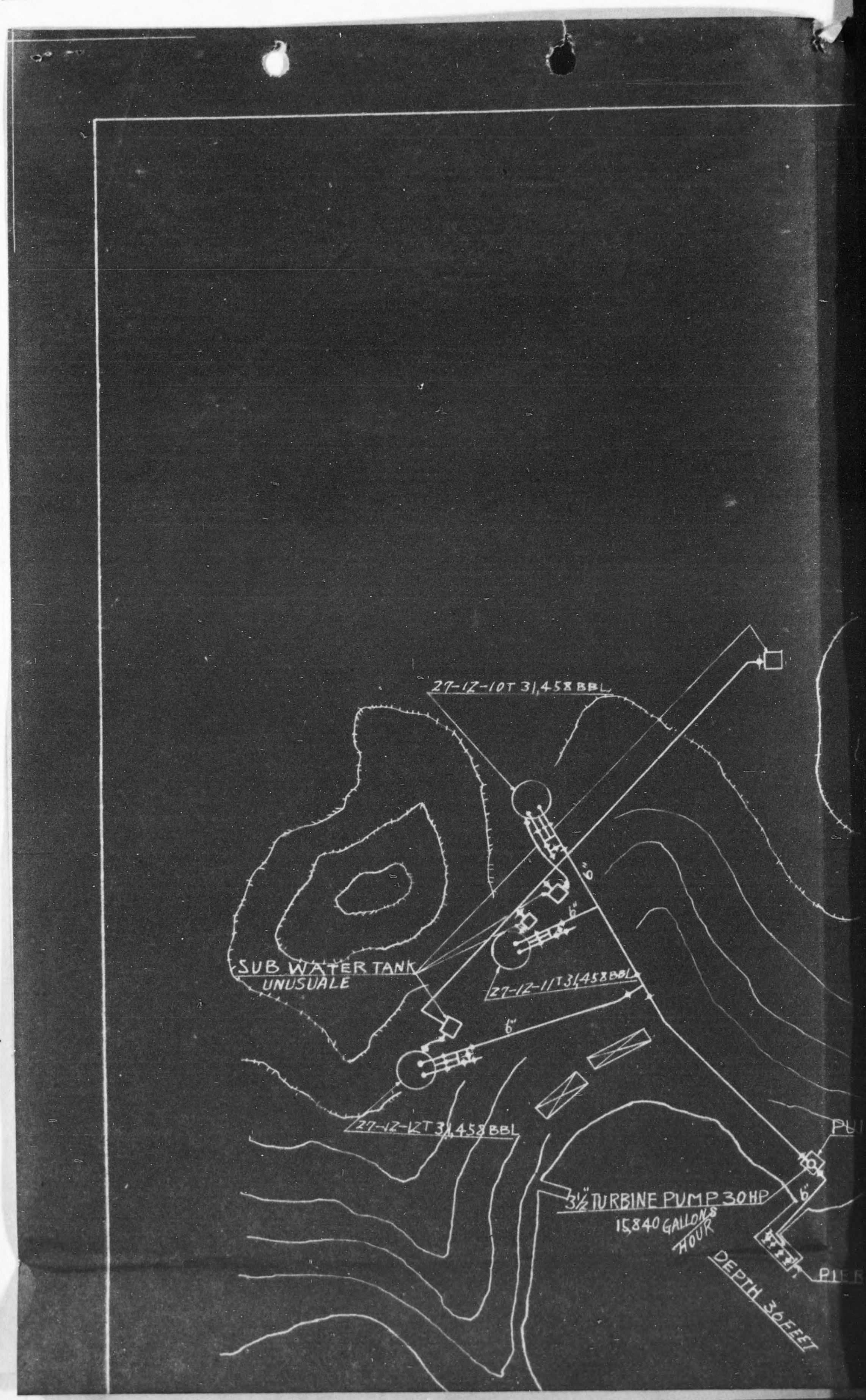
27-12-10T 31,458 BBL
SUB WATER TANK
UNUSUALE
27-12-11T 31,458 BBL
27-12-12T 31,458 BBL
6"
6"
6"
3½" TURBINE PUMP 30 HP
15,840 GALLONS
HOUR
DEPTH 30 FEET
6"

YOKOSE OIL TANI

NISHI SONO

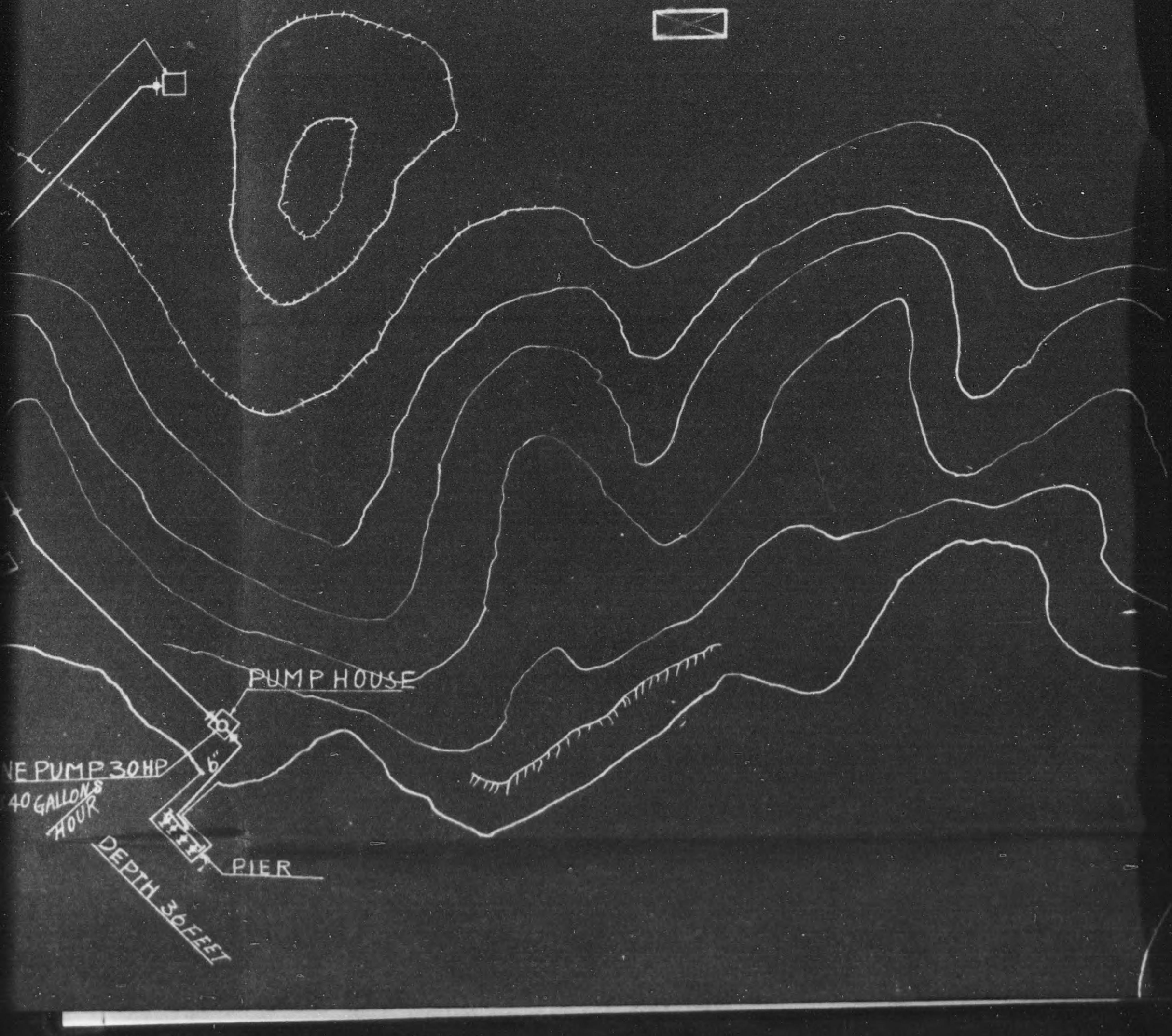

E OIL TANK STORAGE FACILITY

SHI SONOGI-GUN NAGASAKI-KEN

CODE No. 27-12

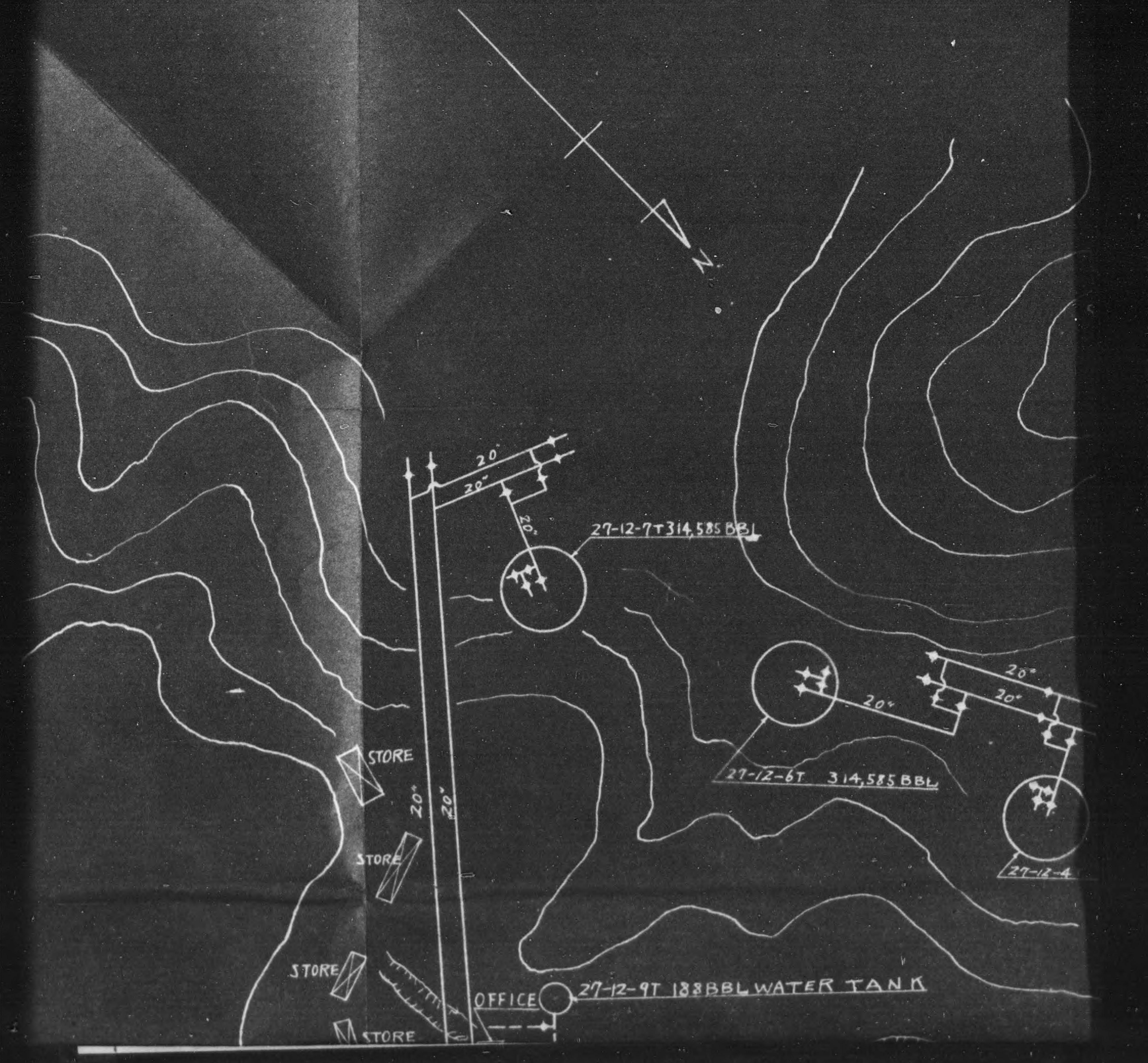

DECLASSIFIED E.O. 12065 SECTION 3.4

FACILITY

SAKI-KEN

2

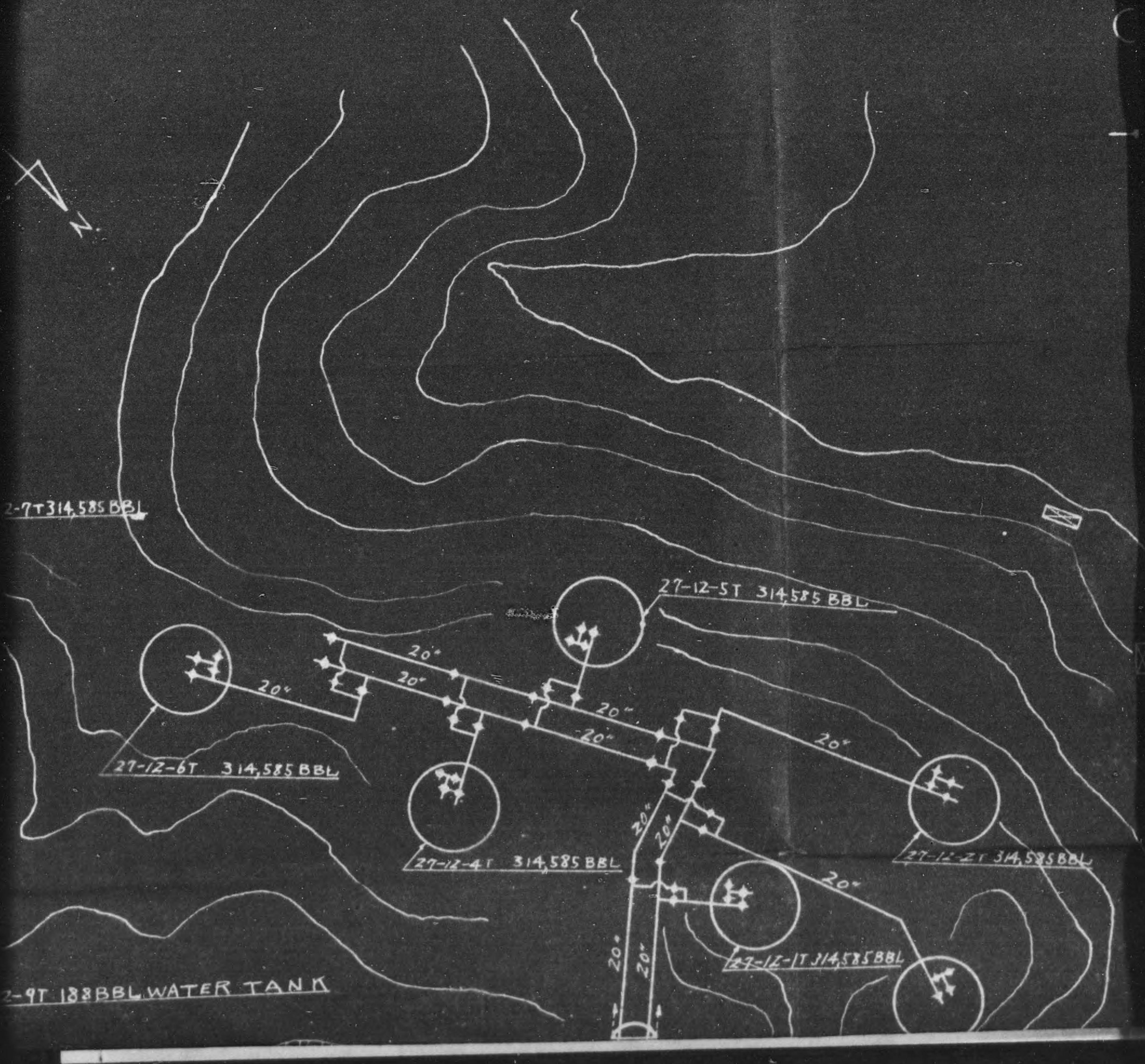

NOTE

TANK

BUIDING

PIPELINE & VALVE

SEA

27-12-5T 314,585 BBL

20"

27-12-2T 314,585 BBL

20"

27-12-1T 314,585 BBL

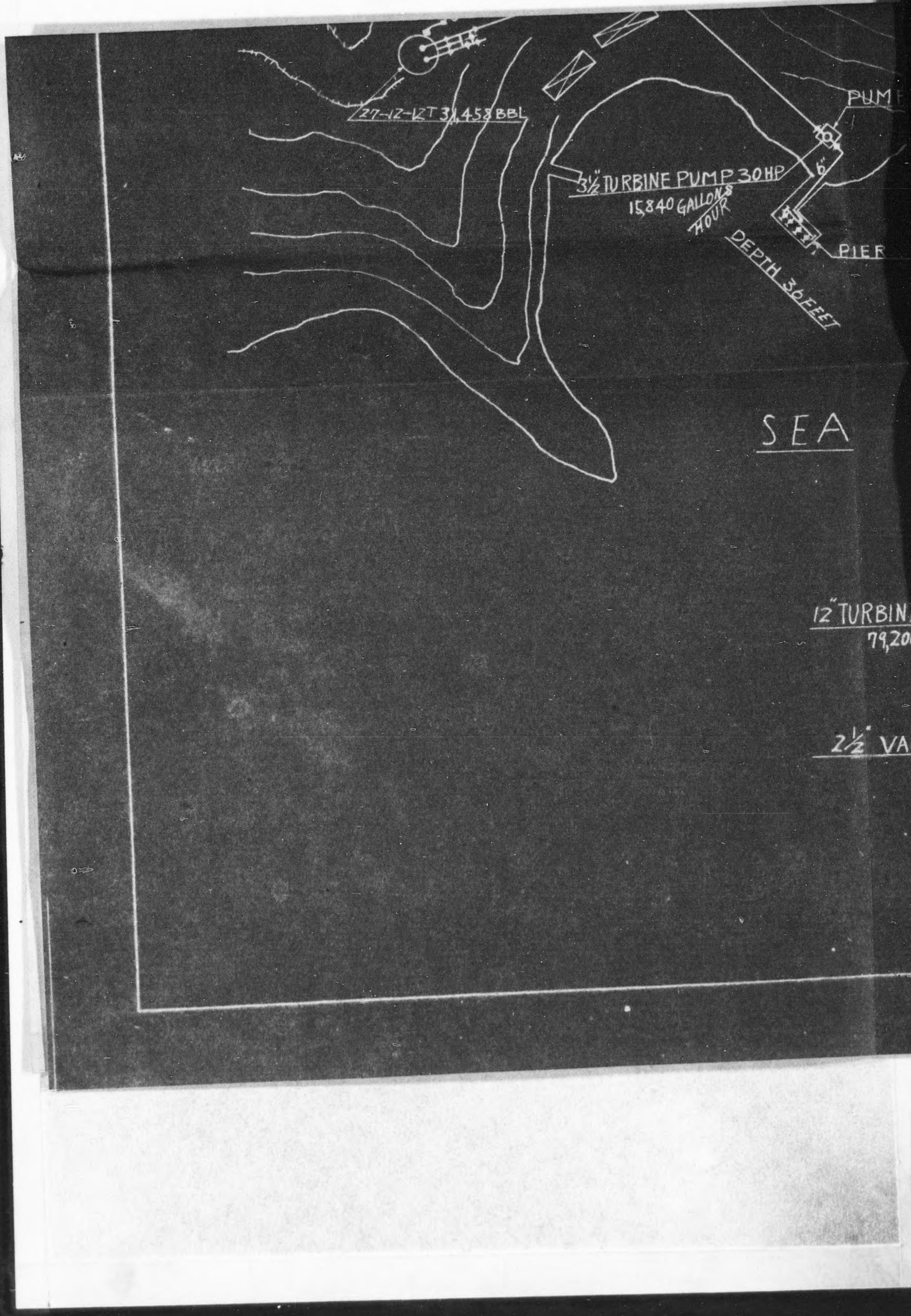
27-12-12T 31,458 BBL
3½ TURBINE PUMP 30 HP
15,840 GALLONS
HOUR
DEPTH 30 FEET
6"
PUM
PIER
SEA
12" TURBIN
79,200
2½" VAC

PUMP HOUSE

E PUMP 30 HP
40 GALLONS / HOUR

6"

DEPTH 36 FEET

PIER

SEA

PUMP HOUSE

12" TURBINE PUMP 170 HP
79,200 GALLONS / HOUR

2½" VACUM PUMP 5 HP

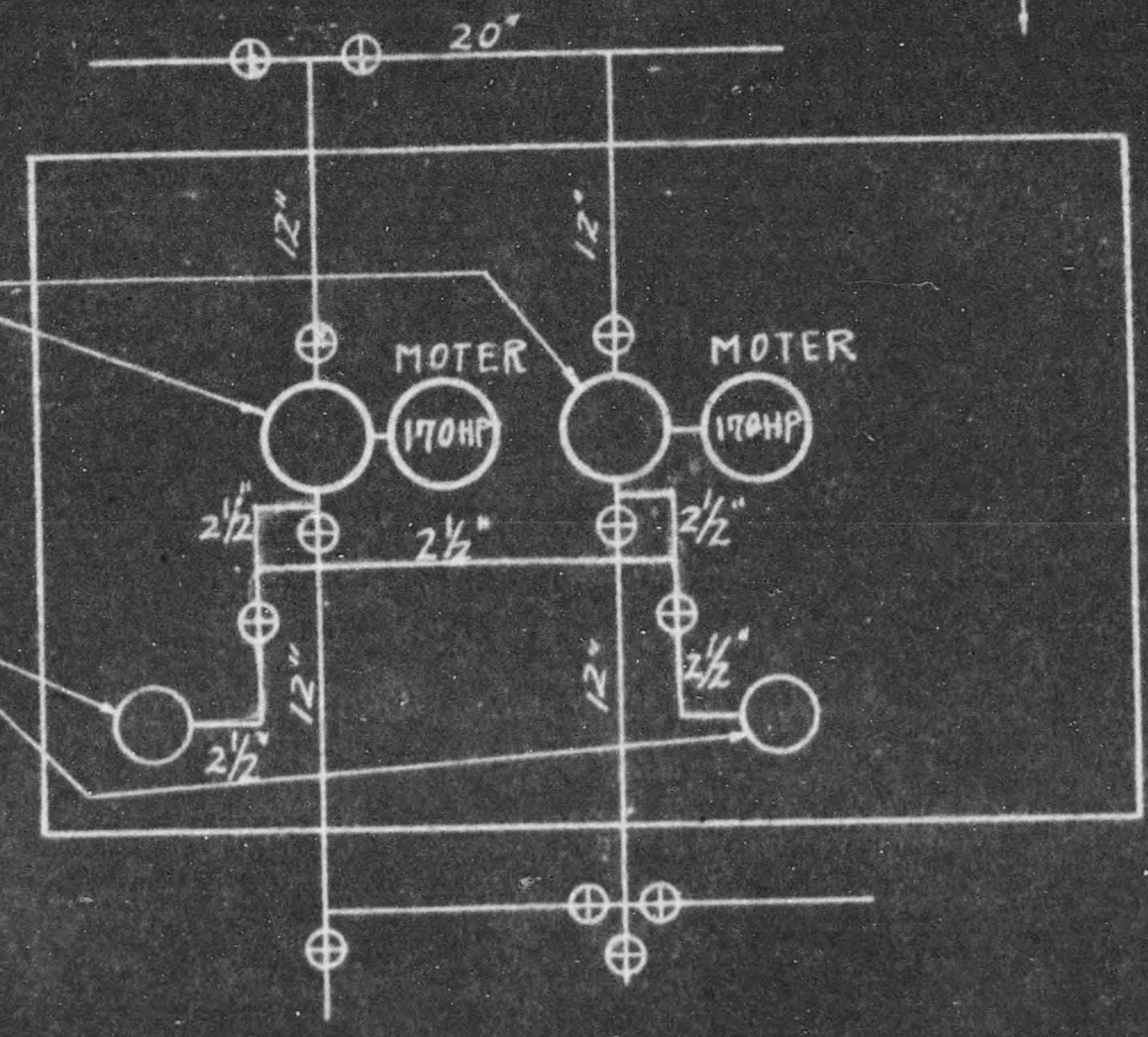

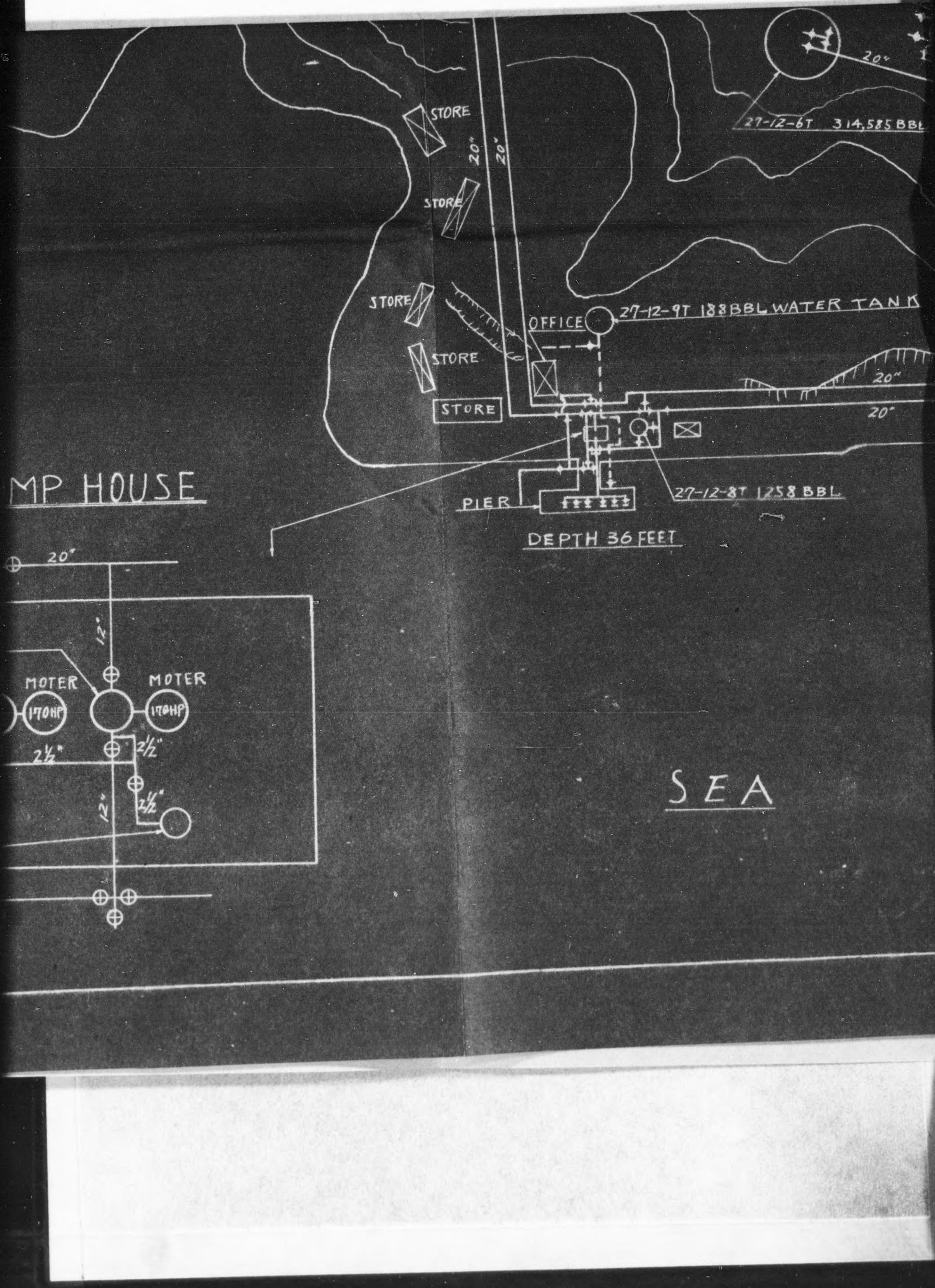
STORE
20"
20"
STORE
STORE
STORE
STORE
OFFICE
27-12-9T 188BBL WATER TANK
20"
20"
27-12-6T 314,585 BBL
27-12-8T 1258 BBL
PIER
DEPTH 36 FEET
MP HOUSE
20"
12"
MOTER
170HP
MOTER
170HP
2½"
2½"
12"
2½"
SEA

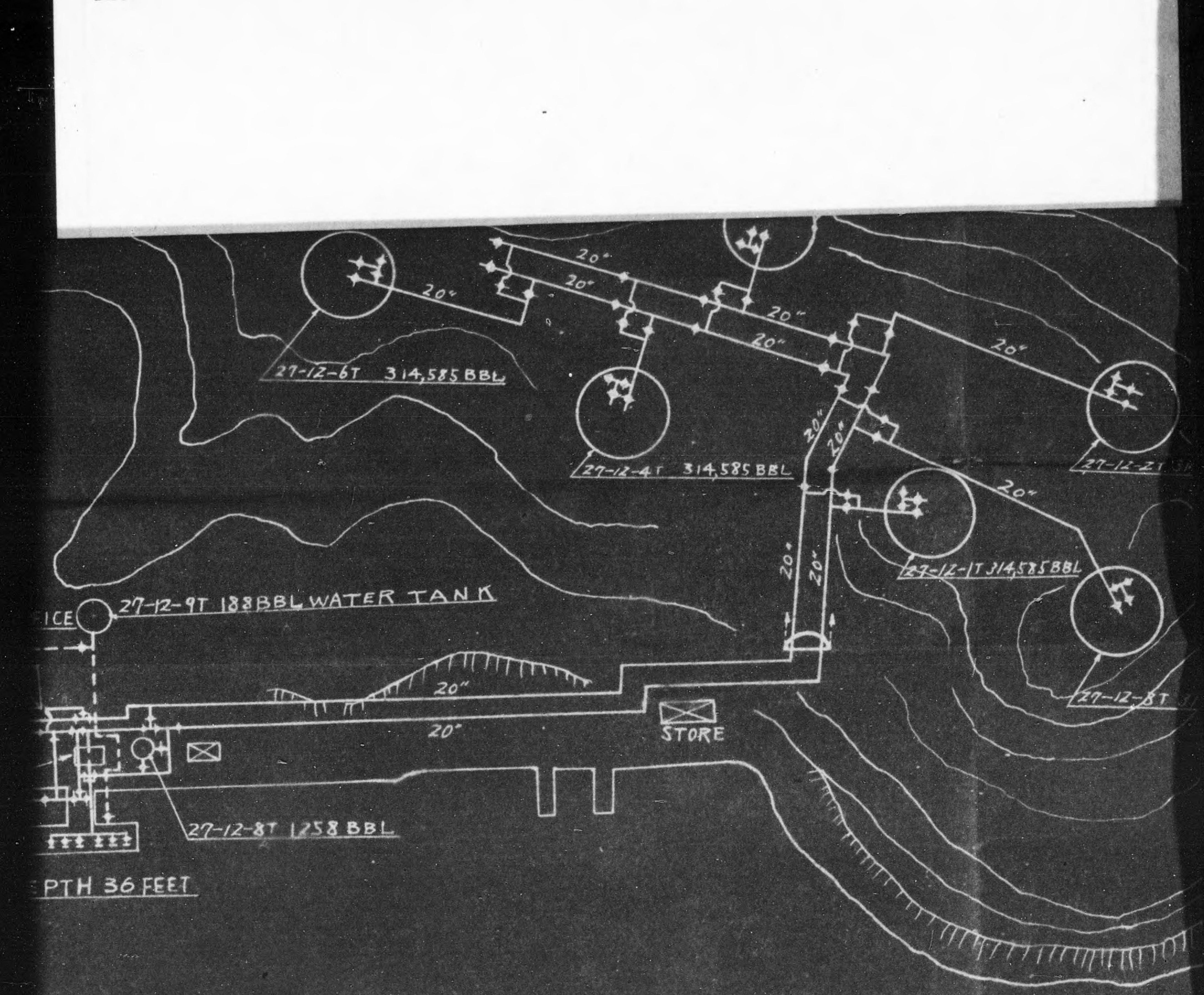
20"
20"
20"
20"
20"
20"
20"
20"
20"
20"
27-12-6T 314,585 BBL
27-12-4T 314,585 BBL
27-12-1T 314,585 BBL
27-12-2T
27-12-3T
27-12-9T 188BBL WATER TANK
ICE
20"
20"
STORE
27-12-8T 1258 BBL
PTH 36 FEET
SEA

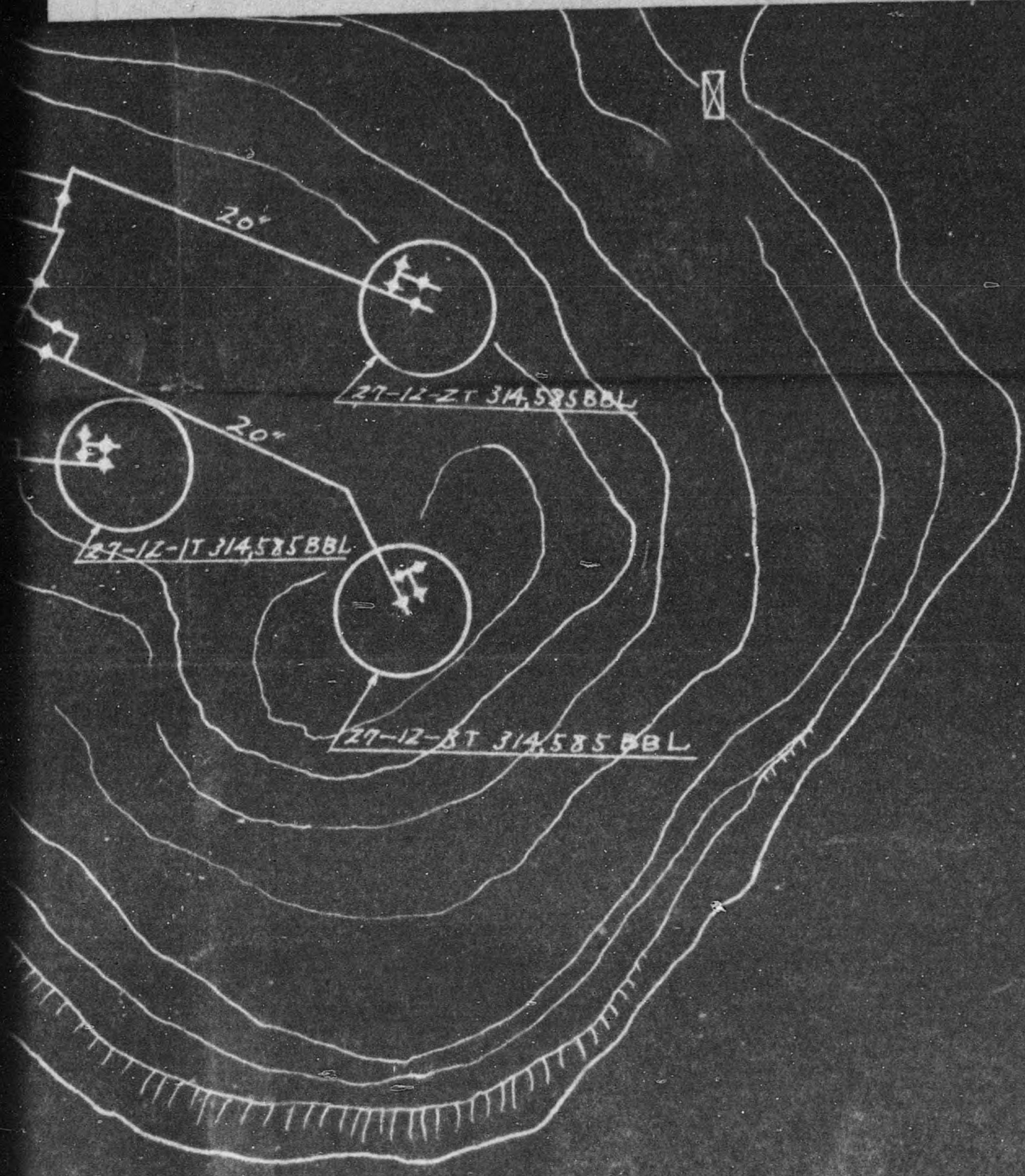
20"
20"
27-12-2T 314,585 BBL
27-12-1T 314,585 BBL
27-12-3T 314,585 BBL

Code No.; 27-12

Name of Plant; Yokose Oil Storage

Location of Plant; Yokose Mura Nishisonogi-gun
Nagasaki-ken.

No. of tank Inventory No.	No.	Type & Description	Capacity (kilo L.)	Accessary Name	No.	Remarks
27-12-1T-7T	7	Under ground Round, Concrete,	Each 50,000	Motor	5	A.P.O.-929 April 8 1948. Relese From Reparations.
27-12-8T	1	Above ground, Round, Vertical,	200	Pump	5	ditto
			200	Transformer	2	ditto Not evaluated.
27-12-9T	1	ditto	30	Valve 20"	43	A.P.O-929 April 8 1948. Release From
				ditto 8"	33	Reparation.
27-12-10T-12T	3	Under ground, Vertical & Steel concrete, panel,	Each 5,000	ditto 5"	6	ditto
				ditto 4"	3	ditto
				Pipe 20" 2,711M	1	ditto
				Pipe 6" 528M	1	ditto
Total	12		365,230		101	

21 ~~5~~ 3

Report on Non-meeting Reasons to the Inspectors

December 5, 1950.

I made a round of inspection for the area to be watched from 11.10 am to 12.20 am, on Dec. 5, 1950.

When I returned the guard house, I found a white coloured motor-boat had started from the wharf.

But I could have no time to challenge any person in the boat.

Then I examined the reparations items one another, considering that there may be something unusual.

I couldn't but find out any disorder, except an entrance door opened at the north-east side of the Diesel Oil Pump Room, and some moved trace of the door at the north side of 6th Group of Oil Tanks, the entrance door at the north side of 1st Group of the Tanks and the entrance door at the east side of 2nd Group of the Tanks.

Z. Ogawa
Zyutaro Ogawa
Guard of Ihorizaki
Oil Storage Area.

I was working from 10.30 am to 12.30 am, eliminating grasses and afterwards cleaning the road which grasses were eliminated from, in the yard about 900 meters off the guard house.

K. Hara
Kesaji Hara
Guard of Ihorizaki
Oil Storage Area.

We certify that the above mentioned reasons are correct and just.

The patrolling road and the road along which the elimination works of grasses were done are as indicated on the attached map.

Signed By Z. Ogawa & K. Hara

SKETCH OF IHORIZAKI OIL STORAG

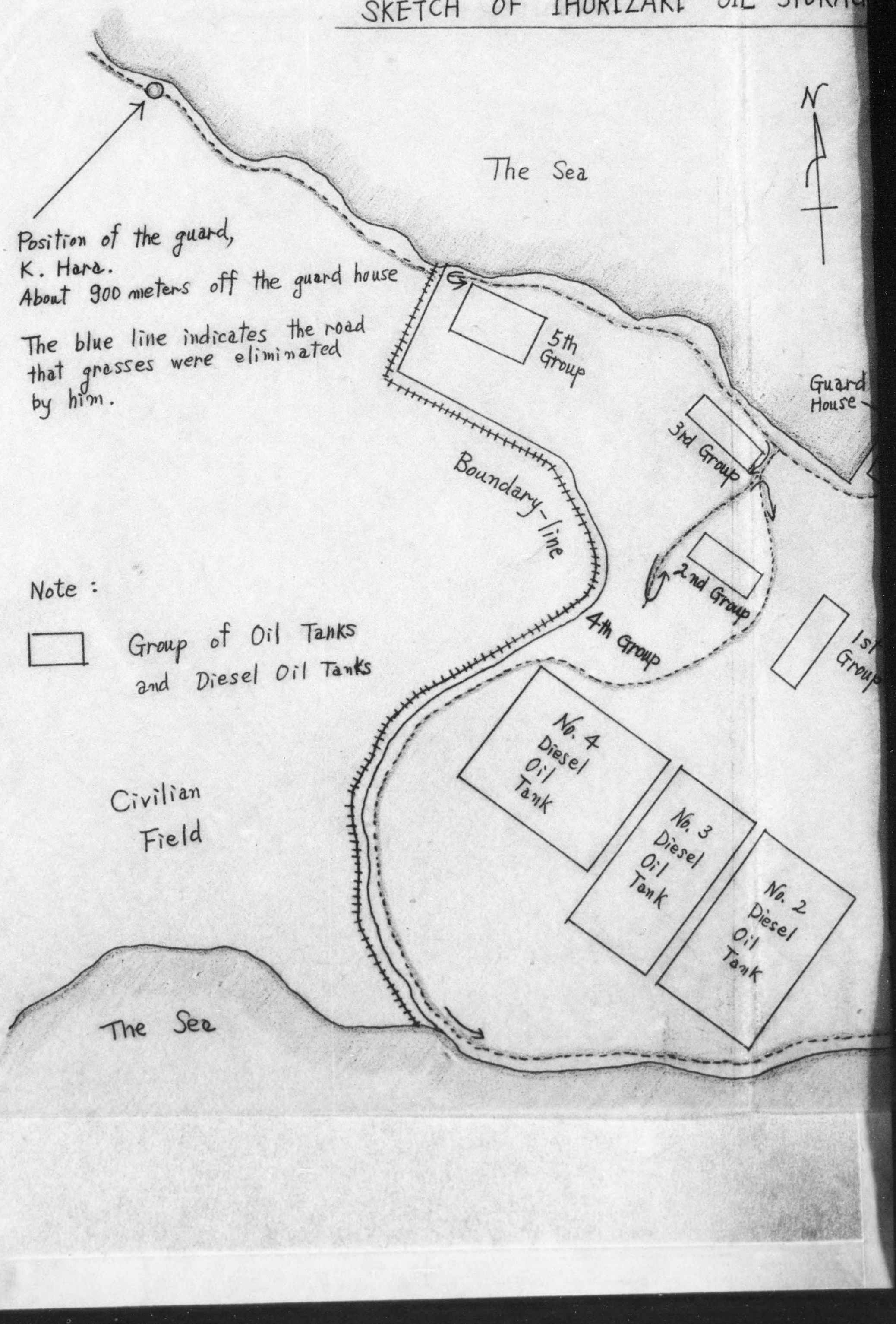

HORIZAKI OIL STORAGE INSTALLATION

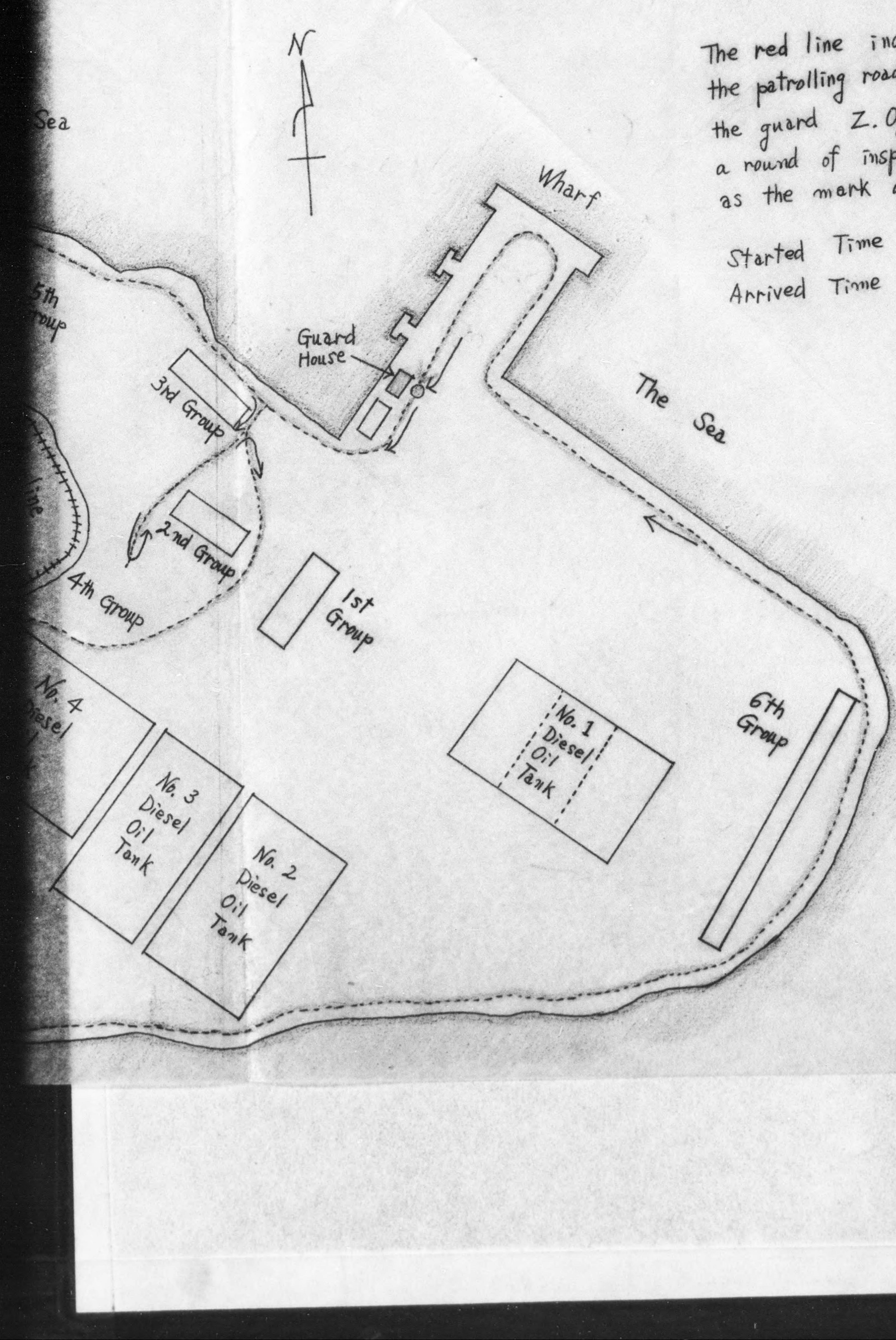

The red line indicates the patrolling road, along which the guard Z. Ogawa made a round of inspection, as the mark of arrows.

Started Time 11.10 a.m.

Arrived Time 12.20 a.m.

27-13

Wolinak

8833

KYUSHU
INFORMATION:
O.D. //

OCT. - 5. 1950

GENERAL HEADQUARTERS
SUPREME COMMANDER FOR THE ALLIED POWERS
Economic and Scientific Section
APO 500

387.6(28 Sep 50)ESS/IND

HBO/MWH/RAS/yy
28 September 1950

MEMORANDUM FOR: Reparations Agency, Tokyo

SUBJECT: Application for Movement and Authorized Use of Items Listed for Reparations.

1. Reference is attached R.A.R. No. 854 (MS), 3 August 1950, subject: Supplementary Application for Movement and Authorized Use of Reparations Equipment of Iorizaki Oil Storage, Sasebo Naval Arsenal (27-13) Filed by Kyushu Seikan K.K. (Non-reparations Plant).

2. The application requesting permission for the transfer and authorized use of the two (2) items of reparations machinery and equipment listed in reference 1, above, is approved as indicated below:

Present Location	No. of Items	To Be Transferred To
Sasebo Naval Arsenal Iorizaki Oil Storage (27-13)	2	Kyushu Seikan K.K. 53, Ima-machi, Nagasaki City, Nagasaki Pref.

3. A rental fee shall be established for the authorized use of the equipment listed in reference 1, above, based upon current valuation and comparable to rental charges assessed by private interests for the use of similar equipment.

4. This permit is issued subject to any and all directives affecting reparations plants which have been issued or may hereafter be issued by the Supreme Commander for the Allied Powers. Reports will be rendered as required by current directives and instructions.

FOR THE CHIEF, ECONOMIC AND SCIENTIFIC SECTION:

PAUL S. FUJII
Acting Chief, Industry Division

1 Incl
as indicated.
(dup)

Cys furnished:
CA Sec (dup)
CPC

MEMO FOR RECORD:

The above ltr is self-explanatory.

Mr. R.A. Steele: P. S. F.
26-7842

CA Sec Copy

TO : GENERAL HEADQUARTERS, SUPREME COMMANDER FOR THE ALLIED POWERS.

FROM : Reparations Agency, Tokyo.

SUBJECT: Supplementary Application for Movement and Authorized Use of Reparations Equipment of Iorizaki Oil Storage, Sasebo Naval Arsenal (27-13) Filed by Kyushu Seikan K.K. (Non-reparations Plant).

RAR No. 854 (MS)

3 August 1950.

1. Reference is made to ESS Memorandum for Reparations Agency, 387.6 (14 Jun 50) ESS/IND, 15 June 1950, subject: "Application for Movement and Authorized Use of Items Listed for Reparations."

2. The Reparations Agency hereby submits to your Headquarters a supplementary application for movement and authorized use of 2 items of reparations equipment now lying idle in the Iorizaki Oil Storage, Sasebo Naval Arsenal (27-13) filed by the Kyushu Seikan K.K. (non-reparations plant), together with an application of the Ministry of Finance as enclosed herewith.

3. As stated in detail in the attached papers, the former application for which your approval has been given in reference 1 above has been found to include two errors; namely, that roller (Inv. No.: 27-13-88) which constitutes an important part of the integrated large can manufacturing facilities has been omitted by mistake and the machine with Inv. No. 27-13-109 erroneously listed as 27-13-108).

4. Such being the case, it is requested that additional authorized use of two (2) machines with Inv. Nos. 27-13-88 and 27-13-109 be granted and that authorized use of the one with Inv. No. 27-13-108 be rescinded.

(Y. Katsuno)
Director, Reparations Division,
Reparations Agency.

Incls:
~~1. Application of the Ministry of Finance.~~
2. Application of the subject company.

Encl 1

List of Machines

Name of Arsenal:

Iorizaki Oil Storage, Sasebo Naval Arsenal.

Code No.:

27 - 13.

Address:

Iorizaki, Sasebo City, Nagasaki-ken.

Inventory No.	Name of Machine	Quantity	Rem
27-13-88	Roller	1	For manufacture of large-type cans.
27-13-109	Long-side Nailing Machine	1	For making of oval shape cans.

Total 2 items.

27-13

KYUSHU CIVIL AFFAIRS REGION
GHQ SCAP
Fukuoka, Kyushu, Japan

MW/rms

APO 24 Unit 5
7 August 1950

E 387.6

SUBJECT: Application for Authorized Use of Reparations Equipment

TO : Chief, Civil Affairs Section
GHQ SCAP
APO 500
ATTN: Major Freeman

1. References:

a. Letter 387.6 (14 Jun 50) ESS/IND, Economic Scientific Section, General Headquarters, Supreme Commander for the Allied Powers, subject: "Application for Movement and Authorized Use of Items listed for Reparations, dated 14 June 1950.

b. Letter 387.6 (21 Jun 50) CAS-EM, Civil Affairs Section, General Headquarters, Supreme Commander for the Allied Powers, subject: "Use of Reparations Items", dated 21 June 1950.

2. In compliance with reference 1a above, higher headquarters had granted authorized use of the tin can manufacturing intergrated facility. However, two (2) essential pieces of equipment were not listed on the application. Without the use of these two (2) pieces equipment, the entire tin can manufacturing intergrated facility is useless. Therefore, this headquarters recommends the following:

a. Deletion Code No. 27-13-108 (Drum Can Washing Machine) from authorized use.

b. Authorized use of Code Nos. 27-13-88, Roller and 27-13-109, Long Side Nailing Machine.

FOR THE CHIEF:

1 Incl:
Application

ELLSWORTH R. MOSMAN
Chief, Economics Section

TO : HEADQUARTERS, KYUSHU CIVIL AFFAIRS REGION

SUBJECT: An Application for Addition and Alteration of Authorized Use of Reparations Machine

FROM : Kyushu Liaison and Coordination Office

KLCO NO. 595 2 August 1950

1. This office hereby submits to your headquarters the application subject as above made by the Kyushu Can Manufacturing Co., Ltd.

2. The original application has already been forwarded to the Finance Ministry and Reparation Agency to get approval by SCAP.

3. It will be highly appreciated if your headquarters be good enough to give a favorable consideration and endorsement to the applicat on.

FOR THE DIRECTOR:

(Y. NISHI)

Liaison Officer
of
Kyushu Liaison & Coordination Office

KYUSHU CAN MANUFACTURING CO., LTD.
53, Ima-machi, Nagasaki City

July 1, 1950

TO : Mr. Hayato Ikeda,
Minister of Finance

FROM: Kansuke Wakiyama, Director & President,
Kyushu Can Manufacturing Co. Ltd.,
53 Ima-machi, Nagasaki City, Nagasaki Pref.

APPLICATION FOR PERMISSION ON
ADDITIONAL AND ALTERATION OF
AUTHORIZED USE OF REPARATIONS
MACHINES AND EQUIPMENT

In connection with our application for authorized use of reparations machines previously submitted, permission of GHQ was granted dated 14 June 1950; however, among descriptions shown on the previous Annexes, we have found, by our mistake, an error and an omission of one machine. With the equipment shown on our previous list, our production of can manufacturing will meet a great hindrance; therefore, we sincerely wish to ask that your kind permission be granted for the following additional use and alteration of machine by your special consideration.

K. WAKIYAMA,
Director & President,
KYUSHU CAN MANUFACTURING CO.

Inclosure #1, Ltr, KCAR, File E 387.6, Subject: Application for Authorized Use of Reparations Equipment, dtd 3 Aug 50.

ADDITTIONAL APPLICATION AND LIST OF ALTERATION

Code No: 27 - 13

Name of Plant: Sasebo Naval Arsenal, Iorizaki Oil Storage

Location: Iorizaki, Sasebo City, Nagasaki Ken

LIST OF MACHINE ADDITTIONALLY APPLIED FOR:

Inventory Number	Name of Machine	Specification	Quantity	Remarks
27-13-98	Roller	For manufacture of large type can	1	
TOTAL:			1	

REASON FOR ADDITIONAL APPLICATION:

Among the list previously applied for, the above machine was shown as a part of Copper Sheet Cutting Machine (27-13-87), and we had considered the above listed machine had been involved in the 27-13-87 - Copper Sheet Cutting Machine, and we have found it was omitted. The Inventory Number 27-13-92 through 27-13-99 are all sets of large can manufacturing machines and without the above listed roller, our large can manufacturing will become impossible.

LIST OF MACHINE APPLIED FOR ALTERATION

Inventory Number	Name of Machine	Specification	Number	Remarks
27-13-108	Long side nailing machine		1	Error
27-13-109	Long side nailing mach.	For oval shape can making	1	Correct

REASON FOR ALTERATION:

The 27-13-108 machine previously listed is our error and this machine is Drum Can Washing Equipment and not necessary for manufacturing oval shape can, and our actual need is 27-13-109 - Long side nailing machine, which is absolutely necessary for our operation and without this machine our operation will become impossible to make oval shape can. We found that the machine number was erroneously listed.

Wolmuth —

Kib 27-13

1

52 96 KYUSHU

INFORMATION:

O.D. 11

SECRET

JUN 22 1950

GENERAL HEADQUARTERS
SUPREME COMMANDER FOR THE ALLIED POWERS
Economic and Scientific Section
APO 500

WT/ABO/MWH/RAS/jtt

14 June 1950

387.6(14 Jun 50)ESS/IND

MEMORANDUM FOR: Reparations Agency, Tokyo

SUBJECT: Application for Movement and Authorized Use of Items Listed for Reparations.

1. Reference is attached R.A.R. No. 364(MS), 21 April 1950, subject: Application for Movement and Authorized Use of Reparations Equipment of Sasebo Branch, 21st Naval Air Depot (27-02), Sasebo Naval Arsenal (27-03) and Iorizaki Oil Storage, Sasebo Naval Arsenal (27-13) Filed by Kyushu Seikan K.K. (Non-reparations plant).

2. The application requesting permission for the transfer and authorized use of the twenty-eight (28) items of reparations machinery and equipment listed in reference 1, above, is approved as indicated below:

	Present Location	No. of Items	To Be Transferred To
a.	Sasebo Branch of 21st Naval Air Depot (27-02)	4	Kyushu Seikan K.K. 40 Morimachi, Nagasaki City, Nagasaki Prefecture
b.	Sasebo Naval Arsenal (27-03)	2	" " "
c.	Iorizaki Oil Storage (27-13)	22	" " "
	Total	28	

3. This permit is issued subject to any and all directives affecting reparations plants which have been issued or may hereafter be issued by the Supreme Commander for the Allied Powers. Reports will be rendered as required by current directives and instructions.

FOR THE CHIEF, ECONOMIC AND SCIENTIFIC SECTION:

MAURICE M. CLASS
Chief, Industry Division

1 Incl
as indicated.

Cys furnished:
CA Sec (dup) & CPC

CA SEC COPY

To : General Headquarters, Supreme Commander for the Allied Powers.

From : Reparations Agency, Tokyo.

Subject: Application for Movement and Authorized Use of Reparations Equipment of Sasebo Branch, 21st Naval Air Depot (27-02), Sasebo Naval Arsenal (27-03) and Iorizaki Oil Storage, Sasebo Naval Arsenal (27-13) Filed by Kyushu Seikan K.K. (Non-Reparations Plant).

RAR No. 564 (MS) 21 April 1950.

1. The Reparations Agency hereby submits to your Headquarters an application for movement and authorized use of reparations equipment now lying idle in the Sasebo Branch, 21st Naval Air Depot (27-02), Sasebo Naval Arsenal (27-03) and Iorizaki Oil Storage, Sasebo Naval Arsenal (27-13) filed by the Kyushu Seikan K.K. (non-reparations plant), together with an application of the Ministry of Finance and a recommendation of the Ministry of Agriculture and Forestry as enclosed herewith.

2. The subject company wishes to move and use as in "authorized use" 30 sets of reparations equipment of the said Arsenals and of the 21st Naval Air Depot (27-4) for manufacturing cans for canned food.

3. The interested government agencies, after investigation and checking of reparations equipment applied by the applicant company, have recognized 28 sets of these equipment as necessary and proper for the operation of the company.

4. It is requested that your most favorable consideration be given to this application at the earliest practicable date.

(Y. Katsuno)
Director, Reparations Division,
Reparations Agency.

Incls: 1. ~~Application of the Ministry of Finance.~~
2. ~~Recommendation of the Ministry of Agriculture and Forestry.~~
3. Application of the subject plant.

Incl 1

LIST OF DESIGNATED REPARATIONS MACHINERY AND EQUIPMENT FOR WHOSE USE THE PRESENT APPLICATION IS SUBMITTED

Code No.: 27-2
27-3
27-13

Names of plants: No.21 navy airplane branch plant.
Sasebo naval arsenal.
No.21 navy airplane plant
Iorizaki oil storage of Sasebo naval arsenal

Location of plants: Haiki, Sasebo City, Nagasaki Prefecture
Sasebo City, Nagasaki Prefecture
Omura City, Nagasaki Prefecture
Iorizaki, Sasebo City, Nagasaki Prefecture

Machines

Inv. No.	Machine	Use	Quantity	Remarks
27-2-137	3A machine press 5 HP.	For 1 lb.oval can making machine	1	To be used as training machine for cans. Difficult to acquire in the market
~~" 232~~	~~Universal milling for work shop~~	~~1~~	~~To be used for making and repairing parts and accessories for can-making machines~~ ~~Difficult to acquire in the market~~
" 302	3A machine press, 3 HP.	For 1 lb.oval can-making machine	1	Same as 27-2-137
" 303	"	"	1	For cover nailing Difficult to acquire in the market
" 307	~~Footslitter~~ Shearing Machine	For 1 lb. oval can-making machine	1	For cutting tin plates. Difficult to acquire in the market

Inv. No.	Machine	Use	Quantity	Remarks
27-3-142	3A machine press 10 HP.	For 1 lb. oval can-making machine	1	For cover nailing
" 420	Mechanical Press-Crank ~~Seaming press~~	"	1	difficult to buy in the market
~~27-4-652~~	~~Milling machine~~	~~For tool shop~~	~~1~~	~~This is a high precision machine made in Germany. Difficult to acquire in the market.~~
27-13-82	Filler	For can-making machine	1	27-13-82 to 27-13-104 are machines for large-size cans need for canning school children's food. Impossible to manufacture in Japan at present
" 87	Copper plate cutting machine	"	1	"
" 89	Copper plate bending machine	"	1	"
" 90	Press	"	1	"
" 91	Corner making machine	"	1	"
" 92	Press	"	1	"
" 93	Shell adjustment machine	"	1	"
" 94	End plate adjustment machine	"	1	"
" 95	Seamer	"	1	"
" 96	Welding machine	"	1	"
" 97	Cap fitting machine	"	1	"
" 98	Cap cutting machine	"	1	"
" 99	Hand-ring making machine	"	1	"

Inv. No.	Machine	Use	quantity	Remarks
27-13-101	Belt conveyor	For can-making machine	1	27-13-82 to 27-13-104 are machine for large-size cans used for canning school children's food. Impossible to manufacture in Japan at present
" 102	"	"	1	"
" 103	"	"	1	"
" 104	"	"	1	"
" 105	Bottom nailing machine	For making 1 lb. oval can-making machine	1	Same as the U.S.-made machine. Impossible to acquire in Japan
" 106	Cover nailing machine	Use to 1 lb.oval can-making machine	1	"
" 107	Short-side nailing machine	"	1	"
" 108	Long-side nailing machine	"	1	"
" 112	Cap fitter	For can-making machine	1	For above-mentioned can-making machines for canning school children's food
	Total		~~30~~ 28	

KYUSHU INFORMATION
O.D. 11
MAY 14 1951

27-13

Ag 50

GENERAL HEADQUARTERS
SUPREME COMMANDER FOR THE ALLIED POWERS
Economic and Scientific Section
APO 500

MWH/WT/yt

30 April 1951

9929

387.6(30 Apr 51)ESS/IND

MEMORANDUM FOR: Reparations Agency, Tokyo

SUBJECT: Application for Movement and Authorized Use of Items Listed for Reparations

1. Reference is R.A.R. No. 1761 (MS), 8 December 1950, subject: Application for Movement and Authorized Use of Reparations Equipment of Iorizaki Oil Storage, Naval Supply Department (Code No. 27-13) Filed by Sasebo Branch, Idemitsu Kosan Co., Ltd. (Non-Reparations Plant).

2. The application requesting permission for the transfer and authorized use of the three (3) items of reparations machinery and equipment listed in reference 1, above, is approved as indicated in inclosure 1.

3. A rental fee shall be established for the authorized use of the equipment listed in reference 1, above, based upon current valuation and comparable to rental charges assessed by private interests for the use of similar equipment.

4. This permit is issued subject to any and all directives affecting reparations plants which have been issued or may hereafter be issued by the Supreme Commander for the Allied Powers. Reports will be rendered as required by current directives and instructions.

FOR THE CHIEF, ECONOMIC AND SCIENTIFIC SECTION:

MAURICE M. CLASS
Chief, Industry Division

2 Incls
1. Items author. for mvmt & use. (dup)
2. R.A.R. No. 1761 (MS), 8 Dec 50 . (dup)

Cys furnished:
CA Sec (dup)
CPC

MEMO FOR RECORD:

The above ltr is self-explanatory.

W. A. Thurman, 26-8485 M. M. C.

Items Authorized for Movement and Use

The application requesting permission for the transfer and authorized use of the following three (3) items of reparations machinery and equipment is approved as listed below:

Present Location	No. of Items	To Be Transferred To
Naval Supply Department Iorizaki Oil Storage (27-13)	3	Idemitsu Kosan Co., Ltd. Sasebo Branch 63, Shohama-cho, Sasebo City, Nagasaki Pref.

- nothing follows -

Encl 1

TO : GENERAL HEADQUARTERS, SUPREME COMMANDER FOR THE ALLIED POWERS.

FROM : Reparations Agency, Tokyo.

SUBJECT: Application for Movement and Authorized Use of Reparations Equipment of Iorizaki Oil Storage, Naval Supply Department (Code No. 27-13) Filed by Sasebo Branch, Idemitsu Kosan Co., Ltd. (Non-Reparations Plant).

R.A.R. No. 1761 (NS) 8 December 1950.

1. The Reparations Agency hereby submits to your Headquarters an application for movement and authorized use of 3 items of reparations equipment now lying idle in the Iorizaki Oil Storage, Naval Supply Department (Code No. 27-13) filed by the Sasebo Branch, Idemitsu Kosan Co., Ltd. (non-reparations plant), together with an application of the Ministry of Finance and a recommendation of the Ministry of International Trade and Industry as enclosed herewith.

2. This application has been investigated and recommended by the interested government agencies after checking on non-availability of the applied equipment.

3. It is requested that your most favorable consideration be given to this application at the earliest practicable date.

(Y. Katsuno)
Director, Reparations Division,
Reparations Agency.

Incls:
1. Application of the Ministry of Finance.
2. Recommendation of the Ministry of International Trade and Industry.
3. Application of the subject branch.

LIST OF FACILITIES FOR APPLICATION

Code No. : 27-13

Name of plant : Sasebo Munitions Department, Iorizaki Tank

Address of plant : Iorizaki, Sasebo-shi, Nagasaki-ken

Name of applicant; Sasebo ~~Agency~~ Branch, Idemitsu Kosan Co., Ltd.
63, Shiohama-cho, Sasebo-shi, Nagasaki-ken

Machinery

Inv. No.	Name of machine	Brief specification	Quantity	Remark
27-13-70T	Oil Storage	Above ground, Vertical const Capacity 200 KL Height 5.85 m Dia. 6,6 m	1	
71T	Oil Storage	ditto	1	
72T	Oil Storage	Above ground, Vertical const Capacity 200 KL Height 2.9 m Dia. 2.9 m	1	
Total.			3	

Code No.: 27- 13

Name of Plant: Iorizaki Oil Storage

Location of Plant: Sasebo-shi, Nagasaki-ken

No. of tank Inventory No.	No.	Type & Description	Capacity (Kilo L.)	Accessary Name	Accessary No.	Remarks.
27-13-5T-4T	10	Above ground in the (concrete tunnel) Round, Horizontal steel plate	each 50	Valve 2in. ditto 2.1/2in. ditto 3in.	76 32 128	Evaluated. ditto ditto
27-13-15T-24T	10	Above ground (in the concrete tunnel) Horizontal, steel rivet	each 50	ditto 5in. pipe 2in. 100M	46 1	ditto ditto
27-13-25T-34T	10	ditto	each 50	ditto 2.1/2in. 273M	1	ditto
27-13-35T-39T	5	Concrete tunnel Horizontal steel welding	each 50	ditto 3in.	2	ditto
27-13-40T-54T	15	ditto	each 100	ditto 4in. 156M	1	ditto
27-13-55T-71T	17	ditto	each 50	ditto 5in. 45M 381M	2	ditto
27-13-73T-76T	2	ditto	each 50	ditto 6in. 88M	1	ditto
27-13-74T-75T	2	Above ground, Round vertical, steel, rivet	each 200			
27-13-72T	1	ditto	20			
Total	72		4,620		290	

No. of tank / Inventory No.	No.	Type & Description	Capacity (Kilo.L.)	Accessary Name	Accessary No.	Remarks
27-13-78T	1	Above ground, Vertical, concrete	100	Oil cannery machines	29	Not evaluated.
				Electric equipment.	10	ditto
27-13-79T	1	ditto	9	Valve 2.1/2in.	26	ditto
				Valve 3.1/2in	2	ditto
				Valve 4in.	7	ditto
				Valve 5in.	27	ditto
				Conect piece 5in.	56	ditto
				ditto 5in.-3in.	2	ditto
				ditto 5in.-2.1/2in.	49	ditto
				ditto 3in.	17	ditto
				ditto 2.1/2in.	1	ditto
				ditto 3in.-2.1/2in.	2	ditto
				ditto 4in.	2	ditto
Total	2		109		191	

Code No.; 27-13

Name of Plant; Iorizaki Oil Storage

Location of Plant; Sasebo-shi Nagasaki-ken.

No. of Tank Inventory No.	No.	Type & Description	Capacity (kilo L.)	Accessary Name	No.	Remarks
27-13-1T	1	Under ground, Square, concrete,	30,000	Valve 12"	42	A.P.O-929 April 8 1948 Release From Reparation.
27-13-2T,3T	2	ditto	Each 50,000	Valve 4.1/2"	14	ditto
27-13-4T	1	ditto	70,000	Pipe 12" 1,348	1	ditto
27-13-77T	1	Above ground, Round, Vertical, 100 concrete,				ditto Not evaluated.
Total	5		200,100		57	

SURVEY OF OIL STORAGE TANK FACILITIES

Code Location # 27 - 13 Name of Installation: Iorizaki Oil Storage Tank Location Iorizaki, Sasebo-shi, Nagasaki-ken

No. of Tanks:	Reperted Capacity (Kiloliters per tank)	Approx Outside Limantions (meters)	Computed Capacity (Kiloliters per tank)	Reparations Code marking Observed of Tanks	Type & conditions of tanks	Structural installation of tanks	Status of Auxilier Equipment
1	30.000	Length: 12.95 Width: 4.50 Heigth: 6.00	30.000	✻ 27-13-1T	Under Ground Square	Concrete	Valve: 12 inch: ✻ 27-13-1V to 42V 4 inch: 27-13-43V to 56V 2 inch: 27-13-57V to 132V 2½ inch: 27-13-133V to 164V 3 inch: 27-13-165V to 174V 3 inch: 27-13-175V -176V 27-13-177V -179V 27-13-180V to 253V 27-13-254V
2	50.000	Length: 12.95 Width: 6.40 Height: 6.00	50.000	✻ 27-13-2T -3T	"	"	
1	70.000	Length: 12.00 Width: 9.00 Height: 6.50	70.000	✻ 27-13-4T	"	"	
35	50	Dia: 2.9 Length: 12.0	50	27-13-5T (A) to 14T 27-13-15T(B) to 24T 27-13-25T(C) to 34T	In the Concrete Tunnel Horizontal	Steel Welding	

No. of Tanks:	Repeted Capacity (Kiloliters per tank)	Approx Outside Limantions (meters)	Computed Capacity (Kiloliters per tank)	Reparations Code marking Observed of Tanks	Type & conditions of tanks	Structural installation of tanks	Status of Auxiliar Equipment
				27-13-35T (D) to 39T			27-13-258V -260V
19		Dia: 2.9 Length: 10.2		27-13-55T (F) to 71T 27-13-73T 27-13-76T			27-13-256V to 257V 261V
							27-13-262V to 339V
15	100	Dia: 4.5 Length: 9.0	100	27-13-40T to 54T	In the Concrete Tunnel Horizontal	Steel Welding	27-13-340V to 348V
							27-13-349V to 356V
1	20	Dia: 2.9 Length: 2.9	20	27-13-72T	Above Ground Vertical	Steel Reveting	27-13-357V
2	100	Dia: 6.0 Height: 3.5	100	27-13-77T -78T	"	Concrete	Valve: 5 5 inch: 10 5 " : 27
1	9		9	27-13-79T	"	Steel Welding	Joints: 128
2	200	Dia: 6.6 Length: 6.6	200	27-13-74T -75T			Pipe: 2 inch: 100M 2½ " : 273M 3 " : 1476M 4 " : 156M

		5 inch:	381 M
		6 " :	88 M
		3 " :	75 M
		5 " :	45 M
		✲ 12 " :	1348 M

Remarks:

✲ Mark
indicated leleased fasil ity
on 8, April 1948.
Appl ing A.U. by Idemitsu Oil
Sale Co., Ltd.

Incl 2

Part A

Report of Individual Tank

1. Identification: 27-13-1T
2. Owner: Sasebo Naval Supply Dept. Dec. 6, 1941. Sasebo Naval Supply Dept, Aug. 15, 1945. and Ministry of Finance at present.
3. Present User: Former User (Sasebo Naval Supply Dept.) used untile Aug. 15, 1945.
4. Present Use: Storing for Heavy Oil untile Aug. 15, 1945.
5. Type of construction: Under-ground rectangular type concrete.
6. Capacity: 188,751 Barrels. Hight-19.68ft. Length-42.62ft. Width-14.76ft.
7. Present condition: Unserriceable (before Repairing) None pumps and some parts of pipe Lines on account of removing by Occupation Forces.
8. Accessories: Valves (3) Man hole (1) Atmos valve(1)

Incl 2

Part A

Report of Individual Tank

1. Identification: 27-13-2T
2. Owner: Sasebo Naval Supply Dept, Dec, 6, 1941. Sasebo Naval Supply Dept. Aug. 15, 1945. and Ministry of Finance at present.
3. Present User: Former user (Sasebo Naval Supply Dept) used this untile Aug. 15, 1945.
4. Present Use: Storing for heavy Oil untile Aug. 15, 1945.
5. Type of construction: Uner-ground Rectangular type concrete.
6. Capacity: 314.585 Barrels Hight 19.68ft. Lenght 42.62ft. Width 20.99ft.
7. Present condition: It is unserviceale (be fore Repairing) None pumps and some part of pipe lines on account of removing by Occupation Forces.
8. Accessories: Valve (1) Man hole (1) Atmos valve (1)

Report of Individual Tank

1. Identification: 27-13-3T

2. Owner: Sasebo Naval Supply Dept. Dec, 6, 1941.
Sasebo Naval Supply Dept, Aug, 15, 1945.
and Minsitry of Finance at present.

3. Present User: Former user (Sasebo Naval Supply Dept.) used until Aug, 15, 1945.

4. Present Use: Storing for Heavy Oil until Aug, 15, 1945.

5. Type of construction: Under-ground rectangular type concrete.

6. Capacity: 314,585 Barrels, High-19.68ft. Length-42.64ft. Width-20,992ft.

7. Present condition: Unserviceable (be for repairing) none pumps and some parts of pipe lines on account of removing by Occupation Forces.

8. Accessories: Valve (1) Manhole (1) Atmos valve(1)

Incl 2 Part A

Report of Individual Tank

1. Identification: 27-13-4T

2. Owner: Sasebo Naval Supply Dept, Dec, 6, 1941.
Sasebo Naval Supply Dept, Aug, 15, 1945.
and Ministry of Finance at present.

3. Present User: Former user (Sasebo Naval Supply Dept.) used this until Aug, 15, 1945.

4. Present Use: Storing for Heavy Oil until Aug, 15, 1945.

5. Type of construction: Under ground rectangular type concrete.

6. Capacity: 440.419 Barrels, Hight-21.32ft. Length-30.36ft. Width-29.52ft.

7. Present condition: Unserviceable (be for reparing) none pumps and some parts of pipe lines on account of removing by Occupation Forces.

8. Accessories: Valve (1) Manhole (1) Atmos-valve (1).

Incl 2 -- Part A --

Report of Individual Tank

1. Identifications: 27-13-6T to 14T (1st group of tanks)

2. Owner: /Sasebo Naval Supply Dept. Dec, 6, 1941. Sasebo Naval Supply Dept. Aug, 15, 1945. and Ministry of Finance at present.

3. Present User: Former user (Sasebo Naval Supply Dept) used untile Aug, 15, 1945.

4. Present Use: Storing for gasoline untile Aug, 15, 1945.

5. Type of construction: Horizontal, steel plates welded in tunnel lined by concrete.

6. Capacity: 3145 bbl (3145bbl x 10) Each: Dia.-9.521ft. Length-39.36ft. side plates 10 layers.

7. Present condition: Unserviceable (be for repairing) Oil gauge glass are damaged. None pumps and some parts of pipe lines on account of removing by Occupation Forces.

8. Accessories: (Each) valves (2) Man hole (1)

Incl 2 Part A

Report of Individual Tank

1. Identification: 27-13-15T to 24T (2nd group of tank)

2. Owner: Sasebo Naval Supply Dept. Dec, 6, 1941.
Sasebo Naval Supply Dept. Aug, 15, 1945.
and Ministry of Finance at present

3. Present User: Former user (Sasebo Naval Supply dept) used untile Aug, 15, 1945.

4. Present Use: Storing for gasoline untile Aug, 15, 1945.

5. Type of construction: Horizontal, steel plates wireted in tunnel lined by c Concrete.

6. Capacity: 3145bbl (314.5bbl x10) Each: Dia.-9.512ft. Length-39.36ft. side plates 10 layers.

7. Present condition: Unserviceable (be for repairing) oil gauge glass are damaged by unusing .NOne pumps and some parts of pipe lines on account of removing by Occupation Forces.

8. Accessories: (Each) valves (2) Man hole (1) Oil gauge glass (1)

Incl 2

Part A

Report of Individual Tank

1. **Identification:** 27-13-25T-to-34T (3rd Group of tanks)

2. **Owner:** Sasebo Naval Supply Dept. Dec. 6, 1941. Sasebo Naval supply Dept. Aug. 15, 1945. and Ministry of Finance at present.

3. **Present User:** Former user (Sasebo Nacal Supply Dept.) used untile Aug. 15, 1945.

4. **Present Use:** Storing for Gasoline untile Aug. 15, 1945.

5. **Type of constmuction:** Horizontal, steel plates welded.

6. **Capacity:** 3145bbl (314.5bblx10) Each Dia. 9.512ft. Length 39.36 ft. Side Plates 10 layers.

7. **Present condition:** Unserviceable (be for repairing) Oil gauge glass are damaged by unusing None pumps and some parts of pipe lines on accoount of removing by Occupation Forces.

8. **Accessories:** Each valves (2) Man hole (1) Oil gauge glass (1)

Incl 2

Part A

Report of Individual Tank

1. **Identification:** 27-13-35T-to-39T (4th group of tanks)

2. **Owner:** Sasebo Naval Supply Dept. Dec. 6, 1941. Sasebo Naval Supply Dept. Aug. 15, 1945. and Ministry of Finance at present

3. **present User:** Former user(Sasebo Nacal Supply Dept) sued untile Aug. 15, 1945.

4. **Present Use:** Storing for gasoline untile Aug. 15, 1945.

5. **Type of construction:** Horizontal, steel plates welded in tunnel lined by concrete.

6. **Capacity:** 1572bbl (314.5bblx5) Each Dia. 9.512ft. Length 39.36ft. Side plates 10 layers.

7. **Present condition:** It is unserviceavle (be for repairing) Oil gauge glass are damaged by unusing. Non pump and some part of pipe lines on account of removing by Occupation Forces.

8. **Accessories** Each valves (2) Man hole (1) Oil Gauge Glass (1)

Incl 2

Part A

Report of Individual Tank

1. **Identification:** 27-13-40T-54T (5th group of tanks)

2. **Owner:** Sasebo Naval Supply Dept, Dec. 6, 1941.
Sasebo Naval Supply Dept. Aug, 15. 1945.
and Ministry of Finance at present.

3. **Present User:** Former User (Sasebo Naval Supply Dept.) used untile Aug. 15, 1945.

4. **Present Use:** Storing for gasoline untile Aug, 15, 1945.

5. **Type of construction:** Horizontal steel plates welded in tunnel lined by concrete.

6. **Capacity:** 9435bbl (629bblx15) Each: Dia. 14.104ft.
Length 26.24ft. Side plates 7 layers.

7. **Present condition:** Unserviceable (be for repairing) Oil gauge glass are damaged by unusing. Non pump and some parts of pipe lines on account of removing by Occupatiin Forces.

8. **Accessories:** (Each) valves (2) Man hole (1) Oil gauge glass (1)

Part A

Report of Individual Tank

1. **Identification:** 27-13-55T-73T (6th group of tanks)

2. **Owner:** Sasebo Naval Supply Dept. Dec. 6, 1941.
Sasebo Naval Supply Dept. Aug. 15, 1945.
and Ministry of Finance at present.

3. **Present User:** Former user used 18 tanks of 19 tanks untile Aug. 15. 1945.
Former user used one Tank for storing ethyle and this closed by concrete detail unknown.

4. **Present Use:** Ethyle (1 tank) 18tanks were stored gasoline untile Aug. 15, 1945.

5. **Type of construction:** Horizontal steel plates we laed in tunnel lined by concrete.

6. **Capacity:** 5975bbl (314.5bblx19) Each dia. 8,856 ft.
Length 32.8ft. Side plates 9 layers.

7. **Present condition:** unserviceavle (be for repaiing) Oil gauge glass

are damaged by unusing . None pump and some parts of pipe lines on account of removing by occupation Forces.

8. Accessories: (Each) valves (2) Mab hole (1) Oil gauge glass (1)

Incl 2

Part A
Report of Individual Tank

1. Identification : 27-13-74T-75T

2. Owner: Sasebo Naval Supply Dept, Dec, 6, 1941. Sasebo Naval Supply Dept, Aug, 15, 1945. and Ministry of Finance at present.

3. Present User: Former User (Sasebo Naval Supply Dept.)Used untile Aug, 15, 1945.

4. Present Use: Storing for gasoline untile Aug, 15, 1945.

5. Type of construction: Under ground vertical Steel plates welded.

6. Capacity: 2516bbl (1258bblx2) Each: Dia.-19.68ft. Length-26.4ft. Side plates 6 layers.

7. Present condition : Unserviceable (be for repairing) Oil gauge glass damaged by unusing, none pump and some of pipe line on account of removing by Occupation Forces.

8. Accessories: (Each) valves (2) Man hole (1).

Incle 2

Part A
Report of Individual Tank

1. Identification: 27-13-76T

2. Owner : Sasebo Naval supply Dept, Dec, 6, 1941.
Sasebo Naval Supply Dept, Aug, 15, 1945.

3. Present User: Former User(Sasebo Naval Supply Dept.) Used Untile Aug, 15, 1945.

4. Present Use: Used for gasoline mixing and meacuring untile Aug, 15, 1945.

5. Type of construction: Under ground, Vertical Steel plates welded.

6. Capacity: 125 bbl Dia.-9.512ft Length-9.512ft. side plates 3 layers.

7. Present condition: Unserviceable (be for repairing) Oil gauge glass damaged by unusing, non pump and some parts of pipe lines on account of removing by Occupation Forces.

8. Accessories: Valve (1) Man hole (1)

Incl 2

Part A

Report of Individual Tank

1. Identification: 27-13-77T

2. Owner: Sasebo Naval Supply Dept, Dec, 16, 1941. Sasebo Naval Supply Dept, Aug, 15, 1945. and Ministry of Finance at present.

3. Present User: Former User (Sasebo Naval Supply Dept.) used until Aug. 15, 1945.

4. Present Use: Used for conecting oil tank until Aug, 15, 1945.

5. Type of construction: Under-ground vertical concrete.

6. Capacity: 1258bbl Dia.-19.68ft. Length-26.5ft.

7. Present condition: Unserviceable (be for repairng) none pumps and some parts of pipe lines on Account of removing by Occupation Forces.

8. Accessories: Valve (1) Mahhole (1)

Incle 2

Part A

Report of Individual Tank

1. Identification: 27-13-78T

2. Owner: Sasebo Naval Supply Dept, Dec, 6, 1941
Sasebo Naval Supply Dept. Aug, 15, 1945.

3. Present User: Former User (Sasebo Naval Supply Dept.) used until Aug.15, 1945.

4. Present Use: Used for water suppling until Aug, 15, 1945.

5. Type of consturction: Under-ground, vertical concrete.

6. Capacity: 1258 bbl Dia.-19.68ft. Length -26.5ft.

7. Present condition: Unservice able (be for repairing) noen pumps and some parts of pipe lines.

8. Accessories: Valve (1) Manhole (1)

Part B

Report on Individual Installation.

9. Name & Location of Installation. Sasebo Naval Supply Dept. Iorizaki Heavy Oil, gasoline tank storage. Iorizaki Ionoura-Machi, Sasebo shi Nagasaki-Ken.

10. Total Number of tanks: Before repairing 78 tanks (at present unserviceable one tank of 78 tanks are closed by concrete for storing ethyl).

11. Total Capacity: Before repairing 1,289.914 barrels.

12. Total Tanks in Use: None.

13. Total tanks Not in Use: Dirty 4 tanks, clean 73 tanks, water 1 tank

14. Routes of communication: About 8KM to Sasebo Rd. Station by Shipping, unconvenient vail and road way equipment, only shipping.

15. Water Ways: 31.816ft. at low tide and 44.816ft. at high tide, Max. size of ships that can be tide to the pier----tons.

16. Primary Function: Oil Storage and Oil cannery.

17. Dischrging & Loading Facilities: Pipe lines and Oil cannery.

18. Capacity of Operation in Item 17:

Pipes	(2.1/2 inch	40CM
	(3 inch	217CM
	(5 inch	90CM
	(12 inch	120CM

Oil cannery Equipment:-
automatic can making Equipment 1set
automatic oil cannery Equipment 1set
capacity per day 3,800 cans (one can is 2.85 gallons)
Total capacity 10,830 gallons (257.8 barrels) day.

19. Service ability :

(1) Each tanks are almost serviceable, but there were none pumps and some parts of pipe lines on account of removing by Occupation Forces, so at present unserviceable, 70% serviceable.

(2) Oil cannery equipment which have none some parts of accessories, were leaned alone after war-end, and at became rustry very much, so unserviceable at present, But it is for repairing. 70% serviceable.



314.5 bbl 27-1

314.5 bbl 27

27-13-45T 629 bbl
27-13-46T 629 bbl
27-13-47T 629 bbl
27-13-48T 629 bbl
27-13-49T 629 bbl
27-13-40T 629
27-13-41T
27-13-42T
629 bbl 27-13-50T
629 bbl 27-13-51T
629 bbl 27-13-52T
629 bbl 27-13-53T
629 bbl 27-13-54T
314.5 bbl 27-13-35T
314.5 bbl 27-13-36T

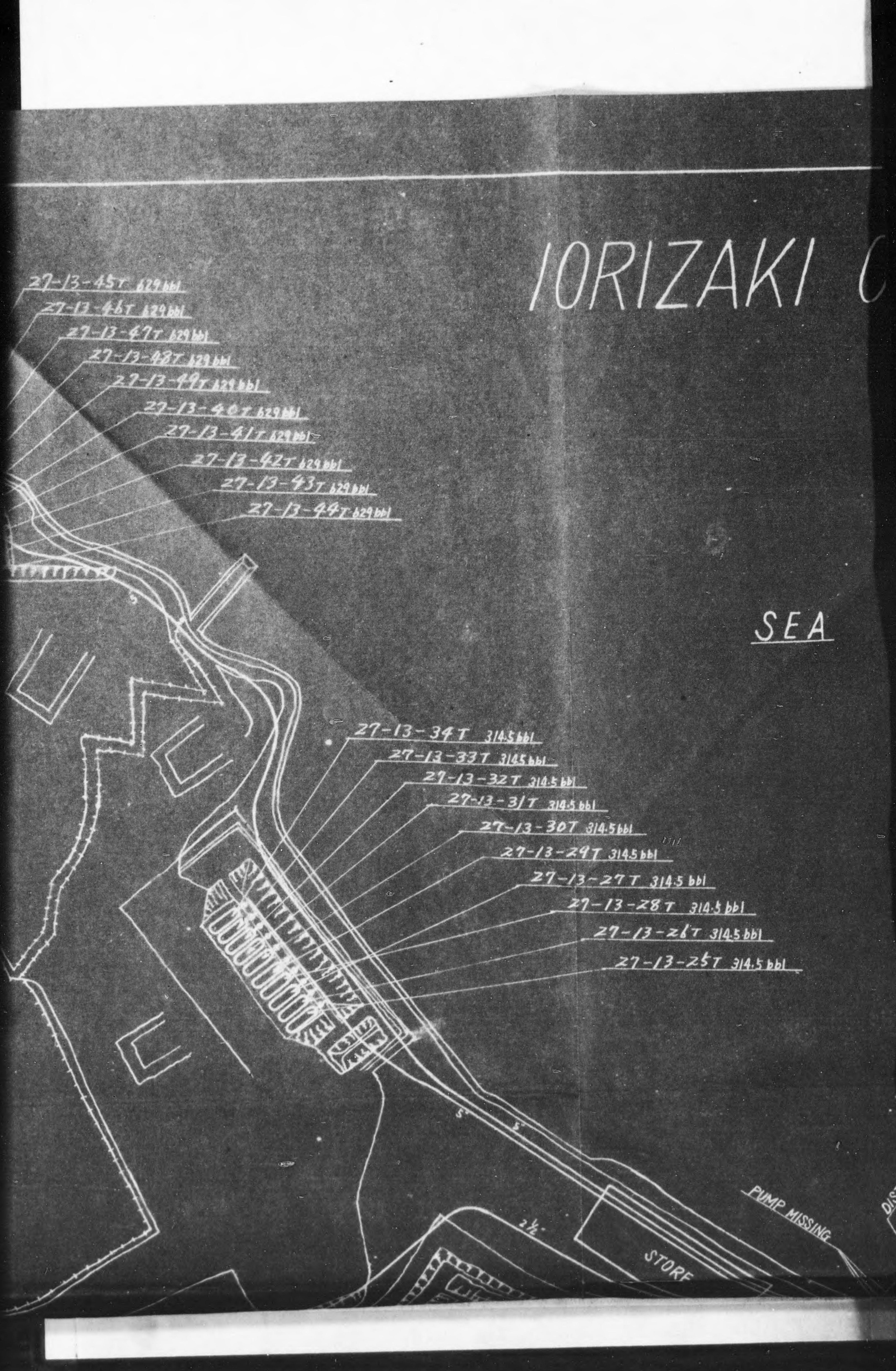
27-13-45T 629 bbl
27-13-46T 629 bbl
27-13-47T 629 bbl
27-13-48T 629 bbl
27-13-49T 629 bbl
27-13-40T 629 bbl
27-13-41T 629 bbl
27-13-42T 629 bbl
27-13-43T 629 bbl
27-13-44T 629 bbl
27-13-34T 314.5 bbl
27-13-33T 314.5 bbl
27-13-32T 314.5 bbl
27-13-31T 314.5 bbl
27-13-30T 314.5 bbl
27-13-29T 314.5 bbl
27-13-27T 314.5 bbl
27-13-28T 314.5 bbl
27-13-26T 314.5 bbl
27-13-25T 314.5 bbl
5"
5"
2½"
PUMP MISSING
STORE

ZAKI OIL TANK STORAGE FA

SASEBO-SHI NAGASAKI-KEN

CODE NO. 27-13

SCALE 1/1000

SEA

5 bbl

314.5 bbl

6T 314.5 bbl

25T 314.5 bbl

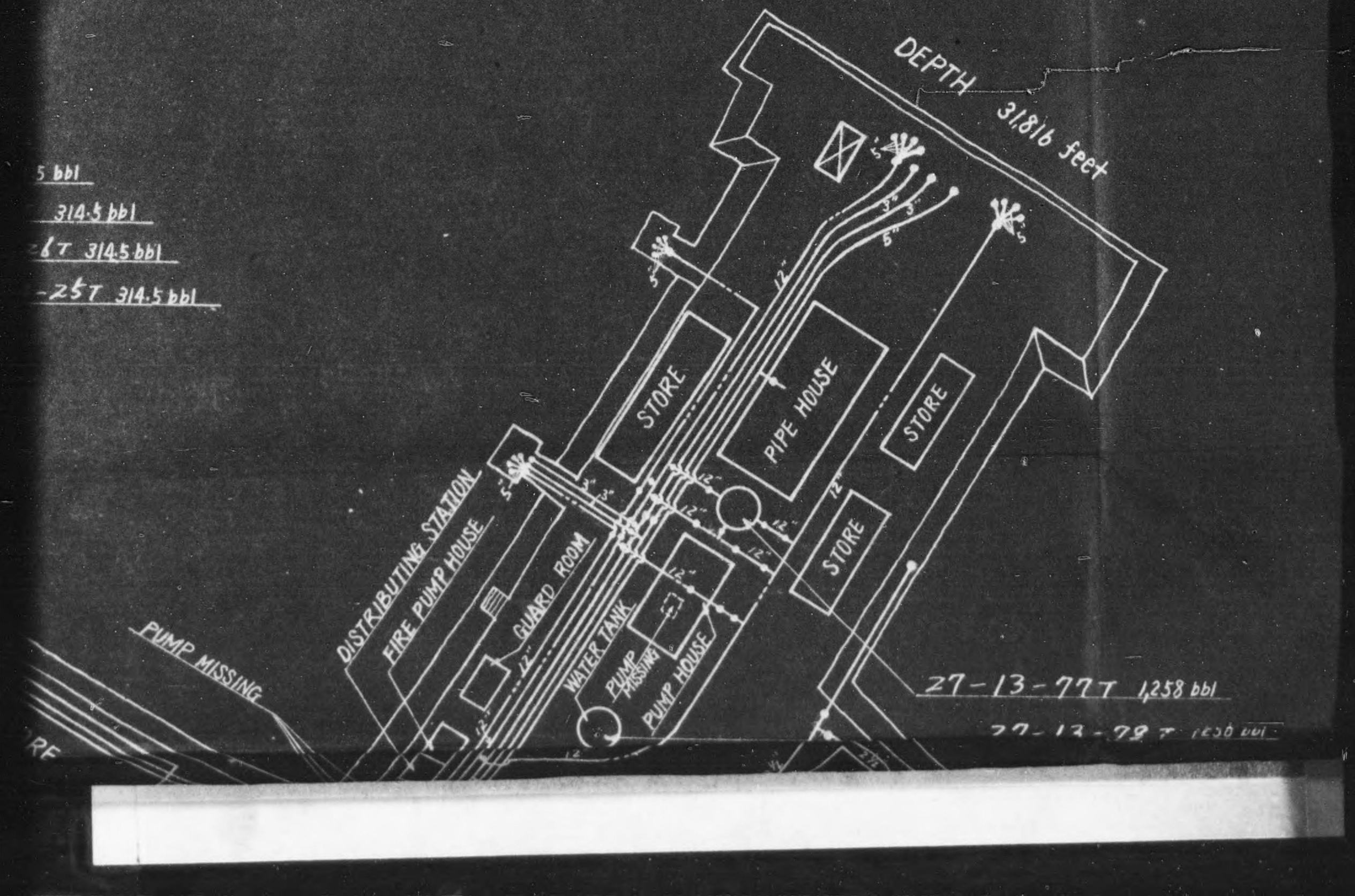

ORAGE FACILITY

ASAKI - KEN

7-13

1/1000

NOTE

TANK

VALVE

BUILDING

GASOLINE PIPE

HEAVY OIL PIPE

EPTH 3,816 feet

IORE

N

27-13-77 T 1,258 bbl

27-13-79 T 1,250 bbl

314.5 bbl 27-13-3

314.5 bbl 27-13-37 T

314.5 bbl 27-13-38 T

314.5 bbl 27-13-39 T

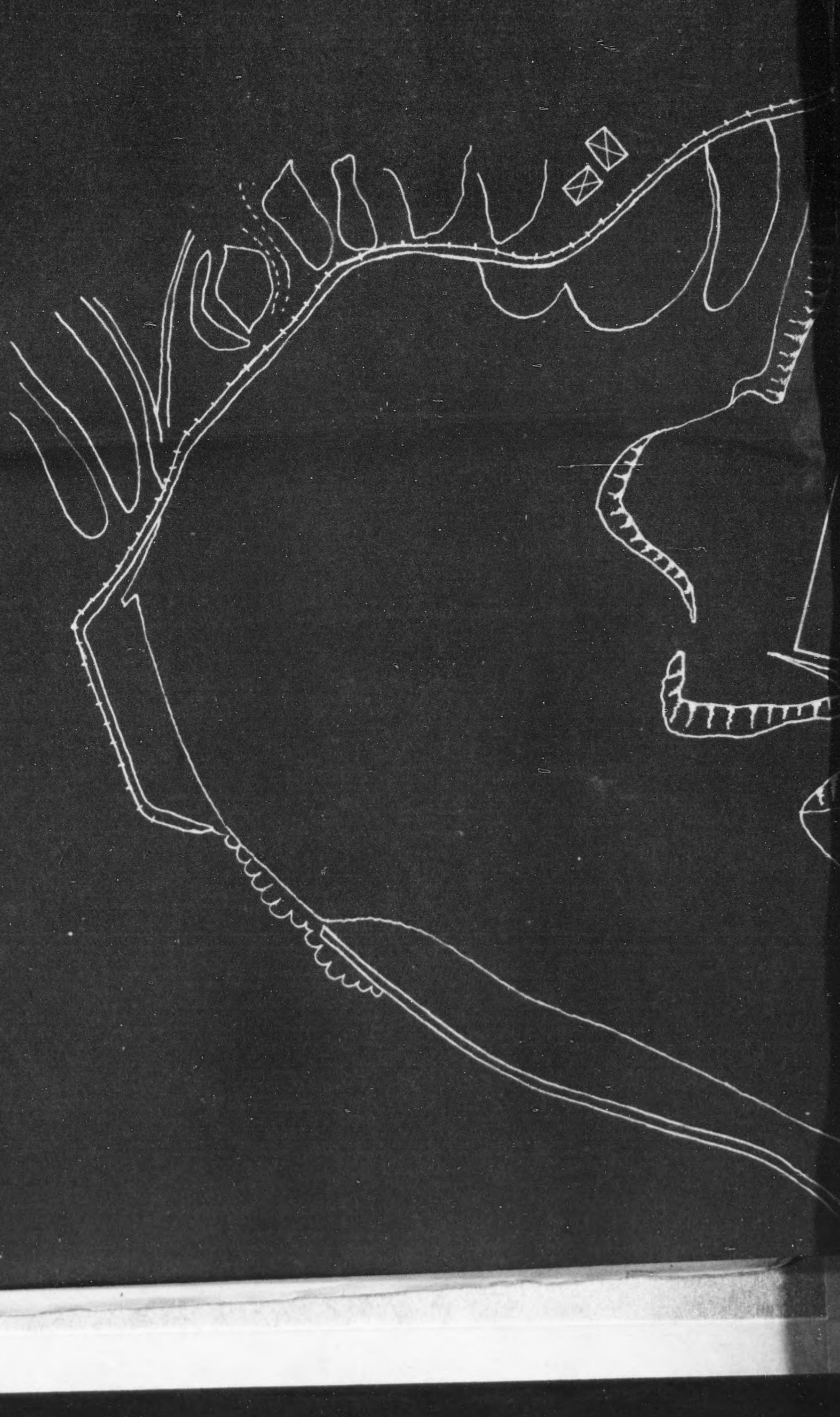

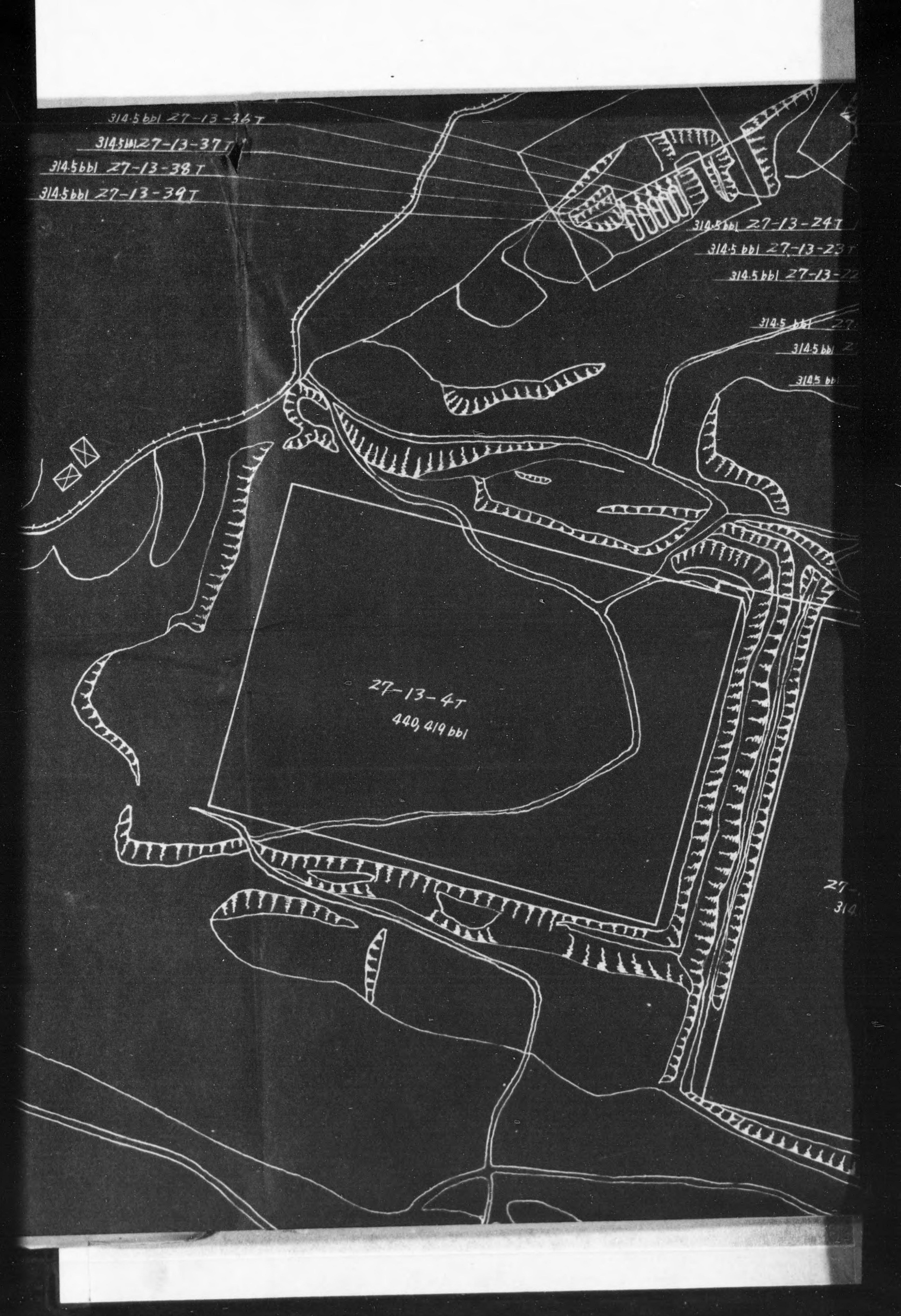
314.5 bbl 27-13-36 T
314.5 bbl 27-13-37 T
314.5 bbl 27-13-38 T
314.5 bbl 27-13-39 T
314.5 bbl 27-13-24 T
314.5 bbl 27-13-23 T
314.5 bbl 27-13-22
27-13-4 T
440,419 bbl

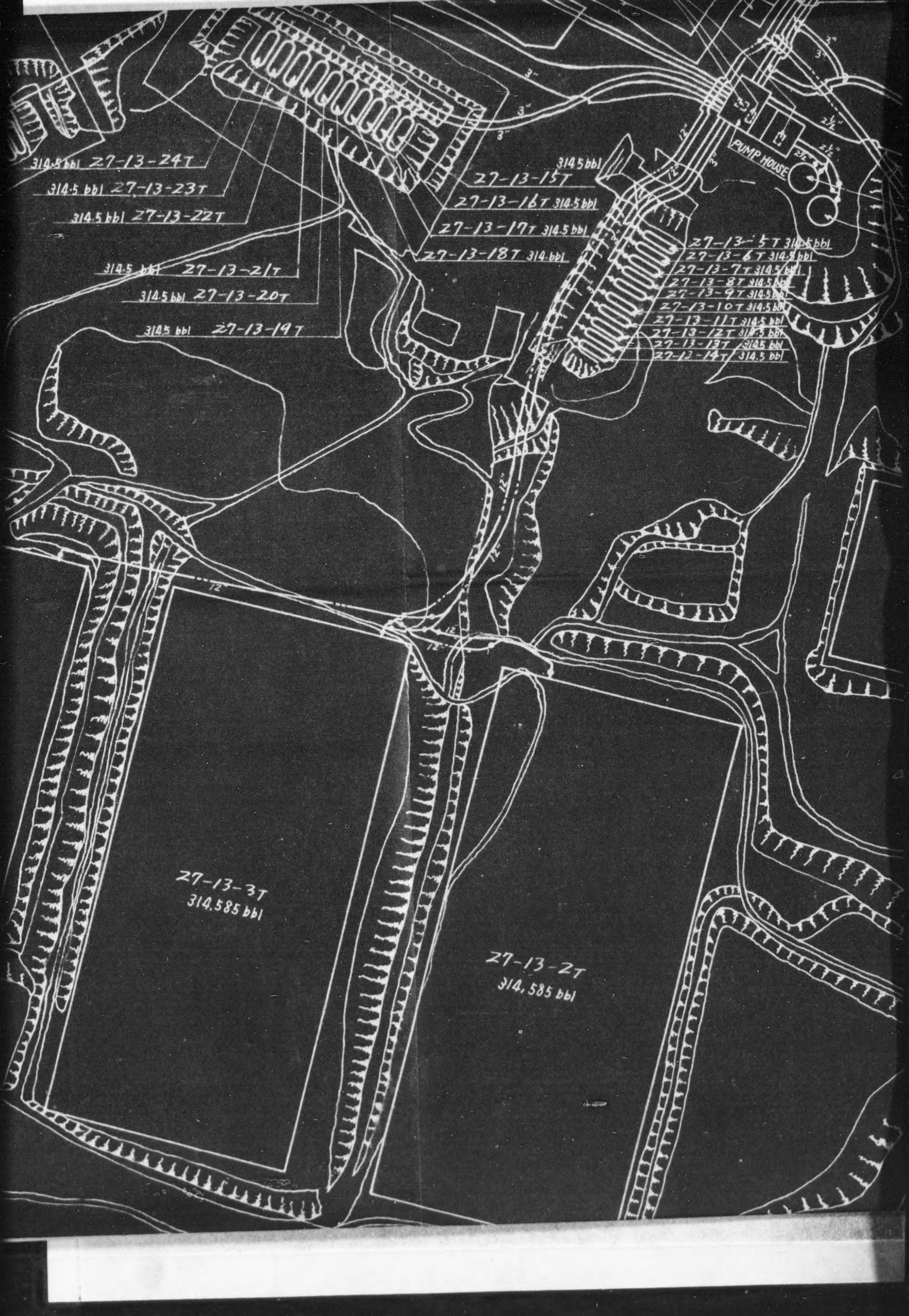
314.5 bbl 27-13-24T
314.5 bbl 27-13-23T
314.5 bbl 27-13-22T
314.5 bbl 27-13-21T
314.5 bbl 27-13-20T
314.5 bbl 27-13-19T
314.5 bbl
27-13-15T
27-13-16T 314.5 bbl
27-13-17T 314.5 bbl
27-13-18T 314. bbl
27-13-5T 314.5 bbl
27-13-6T 314.5 bbl
27-13-7T 314.5 bbl
27-13-8T 314.5 bbl
27-13-9T 314.5 bbl
27-13-10T 314.5 bbl
27-13-11T 314.5 bbl
27-13-12T 314.5 bbl
27-13-13T 314.5 bbl
27-13-14T 314.5 bbl
PUMP HOUSE
27-13-3T
314.585 bbl
27-13-2T
314.585 bbl

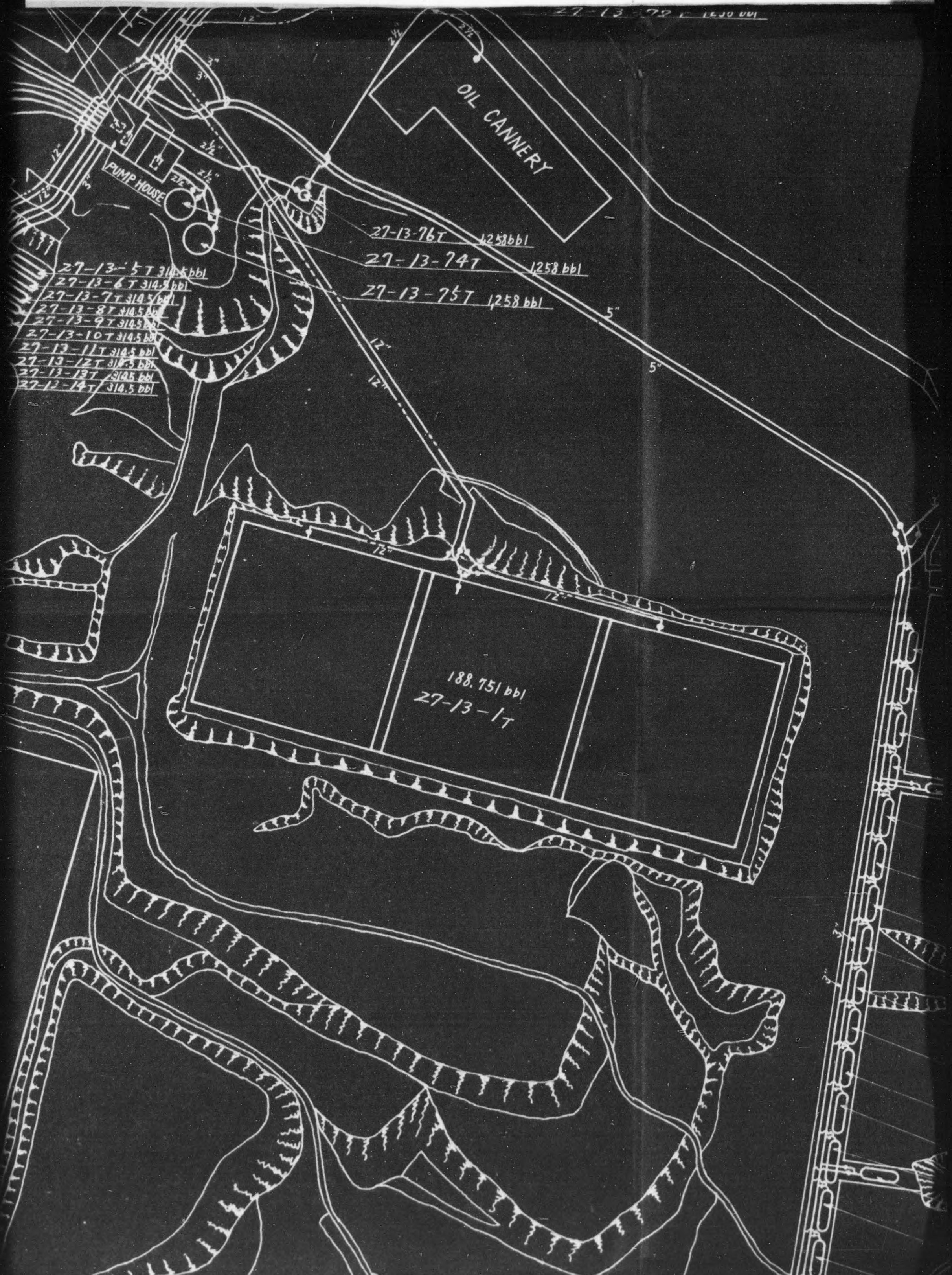
OIL CANNERY
PUMP HOUSE
27-13-76T 1258bbl
27-13-74T 1,258 bbl
27-13-75T 1,258 bbl
27-13-1T 314.5 bbl
27-13-2T 314.5 bbl
27-13-3T 314.5 bbl
27-13-4T 314.5 bbl
27-13-5T 314.5 bbl
27-13-6T 314.5 bbl
27-13-7T 314.5 bbl
27-13-8T 314.5 bbl
27-13-9T 314.5 bbl
27-13-10T 314.5 bbl
27-13-11T 314.5 bbl
27-13-12T 314.5 bbl
27-13-13T 314.5 bbl
27-13-14T 314.5 bbl
188.751 bbl
27-13-1T
12"
5"
3"
2½"

SEA

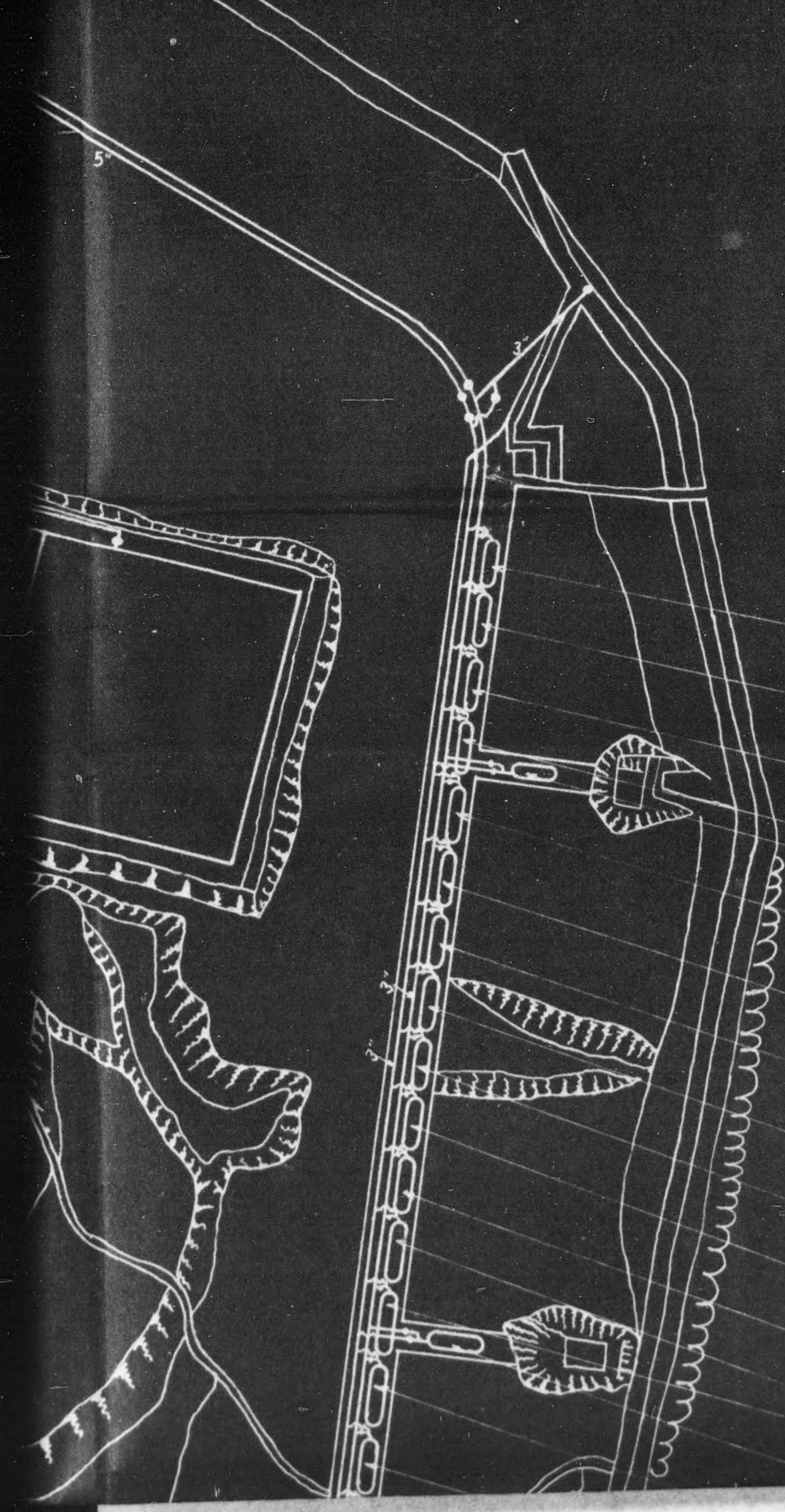

27-13-55T 314.5 bbl

27-13-56T 314.5 bbl

27-13-57T 314.5 bbl

27-13-58T 314.5 bbl

27-13-59T 314.5 bbl

27-13-60T 314.5 bbl

27-13-61T 314.5 bbl

27-13-62T 314.5 bbl

27-13-63T 314.5 bbl

27-13-64T 314.5 bbl

27-13-65T 314.5 bbl

27-13-66T 314.5 bbl

27-13-67T 314.5 bbl

27-13-68T 314.5 bbl

27-13-69T 314.5 bbl



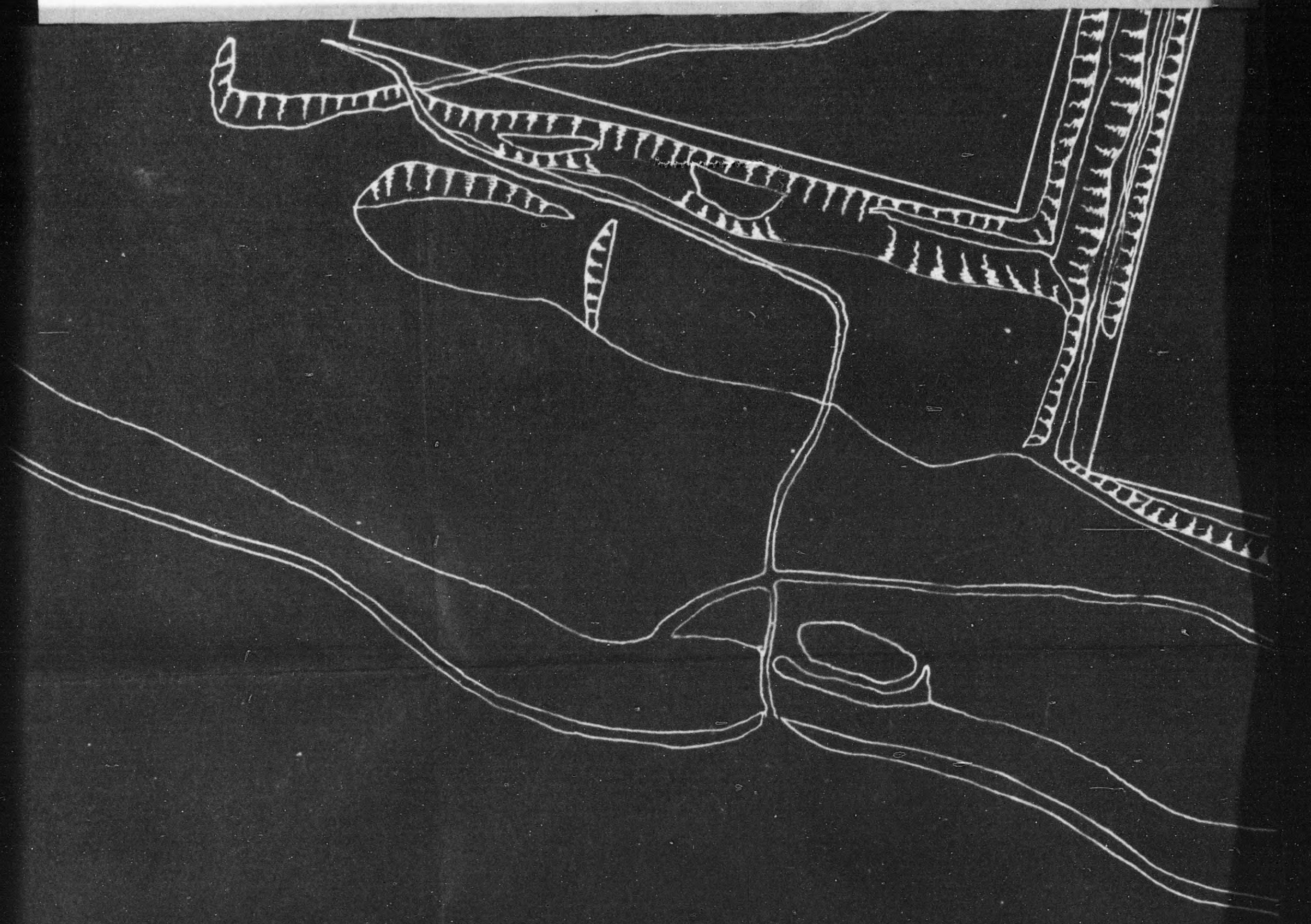
SEA

27-13-3T
314.585 bbl.

27-13-2T
314.585 bbl


7-13-2T
>14, 585 bbl

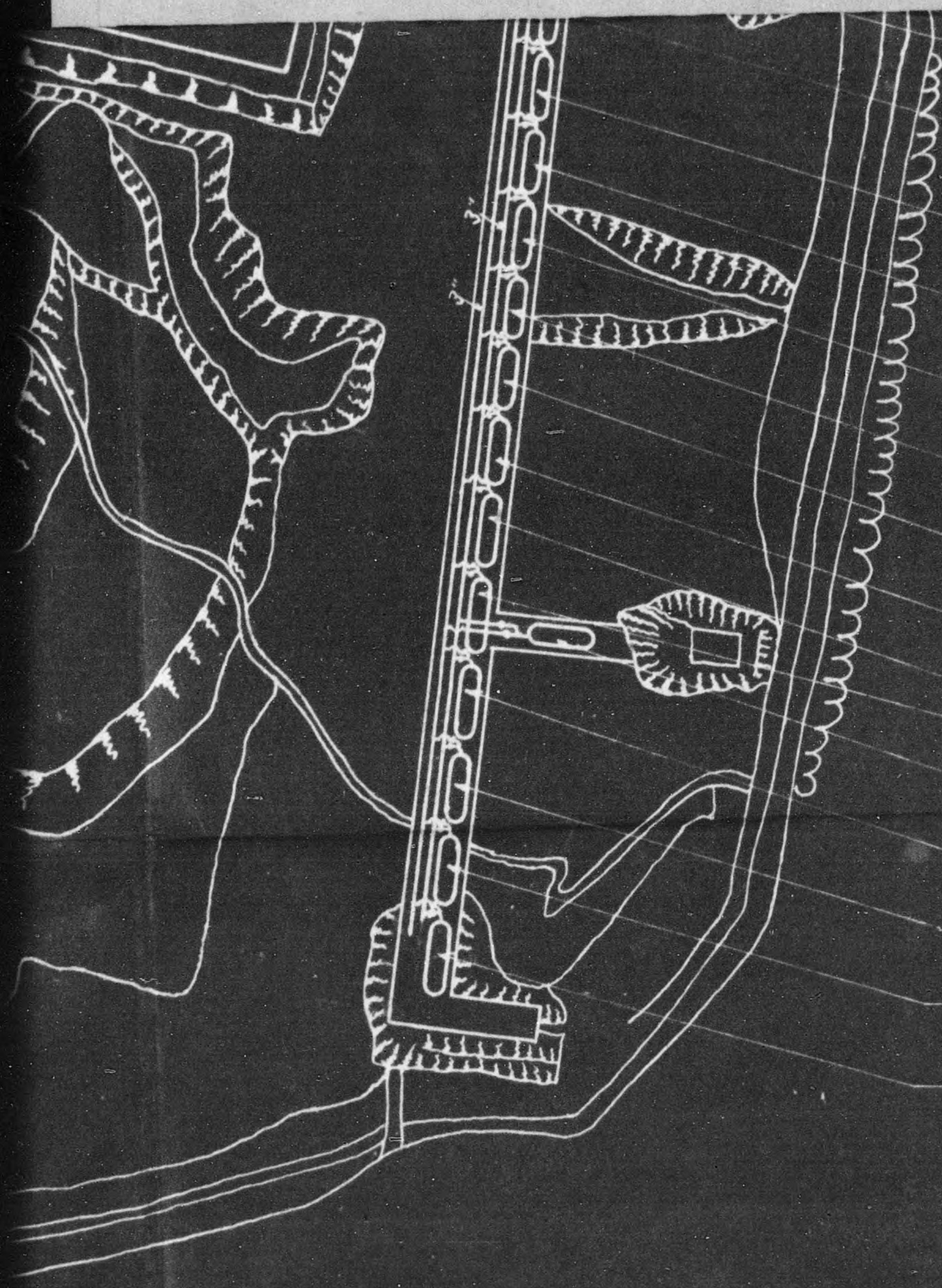

27-13-58T 314.5 bbls

27-13-59T 314.5 bbl

27-13-60T 314.5 bbl

27-13-61T 314.5 bbl

27-13-62T 314.5 bbl

27-13-63T 314.5 bbl

27-13-64T 314.5 bbl

27-13-65T 314.5 bbl

27-13-66T 314.5 bbl

27-13-67T 314.5 bbl

27-13-68T 314.5 bbl

27-13-69T 314.5 bbl

27-13-70T 314.5 bbl

27-13-71T 314.5 bbl

27-13-72T 314.5 bbl

27-13-73T 314.5 bbl

Code No.; 27-14

Name of Plant; Funakoshi Oil Storage

Location of Plant; Sasebo-shi Nagasaki-ken.

No.of tank Inventory No.	No.	Type & Description	Capacity (kilo L.)	Accessary Name	Accessary No.	Remarks
27-14-1T	1	Under ground, Round, Vertical, concrete,	50,000	Valve 20"	8	A.P.O-929 April 8. 1948, Release from Reparation
				Pipe 20"	650M 1	ditto
Total	1		50,000		9	

SURVEY OF OIL STORAGE TANK FACILITIES

Code Location # 27 - 14 Name of Installation: Funakoshi Oil Storage Tank Location Funakoshi, Sasebo-shi, Nagasaki-ken.

No. of Tanks:	Reported Capacity (Kiloliters per tank)	Approx Outside Limentions (meters)	Computed Capacity (Kiloliters per tank)	Reparations Code marking Observed of Tanks	Type & conditions of tanks	Structural installation of tanks	Status of Auxiliar Equipment
1	7.000	Dia: 75.0 Height: 12.5	50.000	27-14-1T	Under Ground Vertical	Concrete	Valve: 27-14-1V to 8V 20 inch Pipe: 650 M

Remarks:
Released all equipment on 8 April 1948.

Incl. 2

Part A

Report of Individual Tank.

1. Identification: 27-14-1T
2. Owner: Sasebo Naval Supply Dept. on Dec. 6, 1941.
   Sasebo Naval Supply Dept. on Aug. 15, 1945.
   and Ministry of Finance at present.
3. Present User: The Occupation Forces (JOSCO)
4. Present Use: Heavy oil storage (as assumed)
5. Type of Construction: Under-ground vertical Concrete.
6. Capacity: 314,585 barrels, Dia. 288.84ft. Height 33.65ft.
7. Present Condition: In service (no damage)
8. Accessories: Impossible to ascertain as they are supposed to have been changed.

Part B

Report on Individual Installation.

9. Name & Location of Installation: Sasebo Naval Supply Dept. Funakoshi OIL TANK
   Funakoshi, Ainoura-machi, Sasebo City, Nagasaki-ken.
10. Total Number of Tanks: One (1) tank in use.
11. Total Capacity: 314,585 barrels in use.
12. Total Tanks in Use: 1 tank Dirty.
13. Total Tanks Not in Use: None
14. Routes of Communication: 6KM from Sasebo Railroad Station with pier facilities. Very convenient from both land and sea.
15. Water Ways: 16.40ft. at low tide and 29.4ft at high tide.
    max. size of ships that can be moored to the pier ..... tons.
16. Primary Function: Oil storage.
17. Discharging & Loading Facilities: Pipe lines.
18. Capacity of Operation in Item 17: Details are unknown due to recent reconstruction by the Occupation Forces.
19. Service Ability: All perfect 100% serviceable.

Note: These Funakoshi oil tanks are being used by JOSCO. Although we attempted to investigate them. Mr. Nicson refuse our party to get into the compound. Hence no investigation. This report is based on old data we have. Consequently there may be some discrepancies.

Code No.: 27-15

Name of Plant: Kawanotani Oil Storage

Location of Plant: Sasebo-shi, Nagasaki-kent.

No.of Tank / Inventory No.	No.	Type & Description	Capacity (Kilo L.)	Accessary Name	Accessary No.	Remarks.
27-15-11T	1	Above ground vertical steel plate	34			Evaluated (JOSCO in use)
27-15-12T-13T	2	ditto	each 50			ditto
27-15-17T-18T	2	Above ground, Vertical steel plate rivet	each 63	Transformer	3	Not evaluated
				Fire pump	1	ditto
27-15-19T-20T	2	Above ground Horizontal steel plate rivet	each 28.6	Gear pump	1	ditto
Total	7		319.2		5	

Code No. ; 27-15

Name of Plant; Kawanotani Oil Storage

Location of Plant; Sasebo-shi, Nagasaki-ken.

No. of Tank Inventory No.	No.	Type & Description	Capacity (kilo L.)	Accessary Name	No.	Remarks
27-15-1T-4T	4	Under ground, Round, Vertical, concrete.	Each 6,000	Turbine pump	7	A.P.O-929 April 8 1948, Release From Reparations (JOSCO in use)
				Boilers	2	
27-15-5T-7T	3	ditto	Each 3,000	Electric equipment	6	ditto
27-15-8T-10T	3	ditto	Each 6,000	Valve 20"	63	ditto
27-15-14T	1	ditto	3,000	Valve 12"	56	ditto
27-15-15T-16T	2	Above ground, Each Round, Vertical 50 concrete.		Valve 8"	22	ditto
				Valve 4"	32	ditto
				Valve 3"	6	ditto
				Pipe 20" 4,274M	1	ditto
				Pipe 12" 2,259M	1	ditto
				Pipe 8" 1,269M	1	ditto
				Pipe 4" w6M	1	ditto
Total	13		57,100		198	

SURVEY OF OIL STORAGE TANK FACILITIES

Code Location # 27 - 15 Name of Installation: Kawanotani Oil Storage Tank Location: Kawanotani, Sasebo-shi, Nagasaki-ken.

No. of Tanks:	Reperted Capacity (Kiloliters per tank)	Approx Outside Limantions (meters)	Computed Capacity (Kiloliters per tank)	Reparations Code marking Observed of Tanks	Type & conditions of tnks	Structural installation of tanks	Status of Auxiliar Equipment
8	6,000	Dia: 34.4 Height: 7.30	6.000	* 27-15-1T to 4T * 27-15-8T to 10T * 27-15-14T	Under Ground Vertical	Concrete	Fire Pump: 27-15-21 -28 Turbine Pump: 27-15-22 to -24 27-15-35 -36
3	3.000	Dia: 21.0 Height: 7.3	3.000	* 27-15-5T to 7T	Above Ground Vertical	"	
1	34	Dia: 4.1 Height: 2.8	34	27-15-11T	"	Steel	Transformer 27-15-25 to 27 27-15-31 32
2	50	Dia: 4.8 Height: 2.8	50	27-15-12T 13T	Under Ground Vertical	"	
2	50	Dia: 4.8 Height: 2.8	50	* 27-15-15T 16T	"	Concrete	Boiler: 27-15-29 30
2	63	Dia: 4.25 Height: 4.48	63	27-15-17T 18T	Above Ground Vertical	Steel Riveting	Pole Oil Switch: 27-15-34
2	29	Dia: 2.83 Height: 4.56	29	27-15-19T 20T	Above Ground Horizontal	"	Oil Switch: 27-15-33 Pannel: 27-15-37 38

Plunger pump:
27-15-39
Jib crane:
27-15-40
41
Gear pump:
27-15-42

Valve :
*27-15-10V
to 157V
* 27-15-158V
to 193V

27-15-19*V
to 200V

* 27-15-201V
to 206V

Pipe:

* 20 inch: 4244.4M
12 " : 2259 M
8 " : 1269.6M
4 " :: 34 M

Remarks:

A.U. (JOSCO)
* Mark indicated released facilities on 8. April 1948.

CORRECTION

THIS DOCUMENT

HAS BEEN REPHOTOGRAPHED

TO ASSURE LEGIBILITY

Plunger pump:
27-15-39
Jib crane:
27-15-40
41
Gear pump:
27-15-42

Valve :
* 27-15-10V
to 15V
* 27-15-158V
to 193V

27-15-194V
to 200V

* 27-15-201V
to 206V

Pipe:

* 20 inch: 4244.4M
12 " : 2259 M
8 " : 1269.6M
4 " :: 34 M

Remarks:

A.U. (JOSCO)
* Mark indicated released facilities on 8, April 1948.

Incl. 2.

Part A

Report of Individual Tank.

1. Identification:- 27 - 15 - 1T

2. Owner:- Sasebo Naval Supply Dept. on Dec, 6, 1941,
Sasebo Naval Supply Dept. on Aug, 15, 1945 and
Ministry of Finance at present.

3. Present User:- The occupation Forces. (JOSCO)

4. Present Use:- Unknwon

5. Type of construction:- Under-ground vertical concrete.

6. Capacity:- 37,740 Barrels. Dia.-112.7ft. Height-23.94.

7. Present Comdition:- In use (No damage)

8. Accessories:- Details are unknwon as they have been reconstructed by the occupation Forces.

Incl. 2.

Part A

Report of Indivedual Tank

1. Identification:- 27 - 15 - 2T

2. Owner:- Sasebo Naval Supply Dept. on Dec, 6, 1941,
Sasebo Naval Supply Dept. on Aug, 15, 1945 and Ministry of Finance at present.

3. Present Use:- The Occupation Forces. (JOSCO)

4. Present Use:- Unknwon.

5. Type of Construction:- Under ground vertical concrete.

6. Capacity:- 37,740 Barrels. Dia. - 112.7ft. Hight-23.94ft.

7. Present Condition:- In use (No damage)

8. Accessories:- Details are unknwon as they have been reconstructed by the Occupation Forces.

Incl 2. Part A

Report of Individual Tank

1. Identification: 27-15-3T

2. Owner: Sasebo Naval Supply Dept. on Dec. 6.1941. Sasebo Naval Supply Dept. on Aug. 15. 1945 and Ministry of Finance at present.

3. Present User: The Occupation Forces (JCSC)

4. Present Use: Unknwon.

5. Type of Construction: Under-ground vertical concrete.

6. Capacity: 37.740 Barrels Dia.-112.7ft. Height-23.94ft.

7. Present Condition: In use (no damage)

8. Accessories: Details are unknwon as they have been reconstructed by the Occupation Forces.

Incl 2 Part A

Report of Individual Tank

1. Identification: 27-15-4T

2. Owner: Sasebo Naval Supply Dept. on Dec., 6, 1941. Sasebo Naval Supply Dept. Aug. 15. 1945 and Ministry of Finance at present.

3. Present User: The Occupation Forces (JCSC)

4. Present Use: Unknwon.

5. Type of Construction: Under-ground vertical concrete.

6. Capacity: 37,740 Barrels. Dia.-112.7ft Height-23.94ft.

7. Present Condition: In use (no damage)

8. Accessories: Details are unknwon as they have been reconstructed by the occupation Forces.

Incl. 2.

Part A

Report of Individual Tank

1. Identification: 27-15-5T

2. Owner: Sasebo Naval Supply Dept. on Dec, 6, 1941. Sasebo Naval Supply Dept. on Aug. 15. 1945 and Ministry of Finance at present

3. Present User: The Occupation Forces (JOSCO)

4. Present Use: Unknwon

5. Type of construction: Above-ground vertical concrete.

6. Capacity: 18,875 Barrels Dia.-78.85 ft Height-23.94ft.

7. Present Condition: In use (no damage)

8. Accessories: Details are unknwon as they have been reconstructed by the Occupation Forces.

Incl 2

Part A

Report of Individual Tank

1. Identification: 27-15-6T

2. Owner: Sasebo Naval Supply Dept. on Dec, 6, 1941 Sasebo Naval Supply Dept. on Aug, 15, 1945 and Ministry of Finance at present.

3. Present User: The Occupation Forces. (JO SCO)

4. Present Use: Unknown

5. Type of construction: Above-ground vertical concrete.

6. Capacity: 18,875 Barrels. Dia.-78.85 ft. Height-23.94ft.

7. Present condition: In use (no damage)

8. Accessories: Details are unknwon as they have been reconstructed by the Occupation Forces.

Incl 2

Part A

Report of Individual Tank

1. Indentification: 27-15-7T

2. Owner: Sasebo Naval Supply Dept. on Dec, 6, 1941. Sasebo Naval Supply Dept. on Aug. 15. 1945. and Ministry of Finance at present.

3. Present User: The Occupation Forces (JOSCO)

4. Present Use: Unknown.

5. Type of construction: Above-ground vertical concrete.

6. Capacity: 18,875 Barrels. Dia.-78.85ft. Height-23.94ft.

7. Present condition: In use (no damage)

8. Accessories: Details are unknown as they have been reconstructed by the occupation Forces.

Incl 2

Part A

Report of Individual Tank

1. Identification: 27-15-8T

2. Owner: Sasebo Naval Supply Dept. on Dec, 6, 1941 Sasebo Naval Supply Dept. on Aug. 15, 1945. and Ministry of Finance at present.

3. Present User: The Occupation Forces. (JOSCO)

4. Present Use: Unknown

5. Type of construction: Above-ground vertical concrete.

6. Capacity: 18,875 Barrels, Dia.-78.85ft. Height-23.94ft.

7. Present condition: In use (no damage)

8. Accessories: Details are unknown as they have been reconstructed by the occupation Forces.

Incl 2

Part A

Report of Individual Tank

1. Identification: 27-15-9T

2. Owner: Sasebo Naval Supply Dept. on Dec, 6, 1941.
Sasebo Naval Supply Dept. on Aug, 15, 1945. and Ministry of Finance at present.

3. Present User: The Occupation Forces. (Josco)

4. Present Use: Unknown

5. Type of construction: Above-ground vertical concrete.

6. Capacity: 18,875 Barrels, Dia.-78.85ft Height-23.94ft.

7. Present condition: In Use, (No damage)

8. Accessories: Details are unknown as they have been reconstructed by the occupation Forces.

Incl 2

Part A

Report of Individual Tank

1. Identification: 27-15-10T

2. Owner: Sasebo Naval Supply Dept. on Dec, 6, 1941 Sasebo Naval Supply Dept. on Aug, 15, 1945 and Ministry of Finance at present.

3. Present User: The Occupation Foces. (JOSCO)

4. Present Use: Unknown

5. Type of construction: Above-ground vertical concrete.

6. Capacity: 18,875 Barrels, Dia.-78.85ft Height-23.94ft.

7. Present condition: In use (No damage).

8. Accessories: Details are unknown as they have been reconstructed by the occupation Forces.

Incl 2 Part A

Report of Individual Tank

1. Identification: 27-15-11T

2. Owner: Sasebo NAVAL Supply Dept. on Dec. 6. 1941.
Sasebo Naval Supply Dept. on Aug. 15. 1945.
and Ministry of Finance at present.

3. Present User: The occupation Forces. (JOSCO)

4. Present Use: Unknown.

5. Type of construction: Above-ground vertical steel plates.

6. Capacity: 213 Barrels. Dia.-13.44ft Height-9.18ft.

7. Present condition: In use (No damage).

8. Accessories: Details are unknown as they have been reconstructed by the Occupation Forces.

Incl 2 Part A

Report of Individual Tank

1. Identification: 27-15-12T

2. Owner: Sasebo Naval Supply Dept. on Dec. 6, 1941
Sasebo Naval Supply Dept. on Aug. 15. 1945.
and Ministry of Finance at present.

3. Present User: The Occupation Forces (JOSCO)

4. Present Use: Unknown.

5. Type of construction: Above-ground vertical steel plates.

6. Capacity: 314 Barrels. Dia.-15.74ft. Height-9.84ft.

7. Present condition: In use (No damage)

8. Accessories: Details are unknown as they have been reconstructed by the occupation Forces.

Part A

Incl 2

Report of Individual Tank

1. Identification: 27-15-13T

2. Owner: Sasebo Naval Supply Dept. on Dec, 6, 1941. Sasebo Naval Supply Dept. on Aug, 15, 1945. and Ministry of Finance at present.

3. Present User: The Occuption Forces/ (JOSCO)

4. Present Use: Unknown.

5. Type of construction: Above-ground vertical steel plates.

6. Capacity: 314 Barrels, Dia.-15.74ft. Height-9.84ft.

7. Present condition: In use (No damage).

8. Accessories: Details are unknown as thet have been reconstructed by the Occupation Forces.

Part A

Incl 2

Report of Individual Tank

1. Identification: 27-15-14T

2. Owner: Sasebo Naval Supply Dept. on Dec. 6, 1941. Sasebo Naval Supply Dept. on Aug. 15, 1945 and Ministry of Finance at present.

3. Present User: The Occupation Forces. (JOSCO)

4. Present Use: Unknown.

5. Type of construction: Under-ground vertical concrete.

6. Capacity: 3,740 Barrels Dia.-112.7ft Height-23.94ft.

7. Present Condition: In use (No damage).

8. Accessories: Details are unknown as they have been reconstructed by the occupationf Forces.

Incl 2

Part A

Report of Individual Tank

1. Identification: 27-15-15T

2. Owner: Sasebo Naval Supply Dept. on Dec. 6, 1941. Sasebo Naval Supply Dept. Aug. 15, 1945 and Ministory of Finance at present.

3. Present User: The Occupation Forces (JOSCO)

4. Present Use: Unknown.

5. Type of construction: Above-ground vertical steel plates.

6. Capacity: 314 Barrels, Dia. and Height Unknown as they cannot by checked.

7. Present condition: In use (No damage)

8. Accessories: Details are unknown as they have been reconstructed by the Occupation Forces.

Incl 2

Part A

Report of Individual Tank

1. Identification: 27-15-16T

2. Owner: Sasebo Naval Supply Dept. on Dec. 6, 1941 Sasebo Naval Supply Dept. Aug. 1945. and Ministry of Finance at present.

3. Present User: he Occupation Forces. (JOSCO)

4. Present Use: Unknown.

5. Type of construction: Above-ground vertical steel plates.

6. Capacity: 314 Barrels Dia. and hight unknown as they cannot by checked.

7. Present condition: In use (No damage)

8. Accessories: Details are unknown as they have been reconstructed by the occupation Forces.

Part B

Report on Individual Installation

9. Name & Location of Installation: Sasebo Naval Supply Dept. Kawanotani Oil Tanks. Kawanotani, Akasaki-cho, Sasebo city, Nagasaki Ken.

10. Total Number of Tanks: 16 Tanks in use.

11. Total Capacity: 360,014 Barrels.

12. Total Tanks in Use: 16 Tanks all clean.

13. Total Tanks Not in use: None.

14. Routes of communication: 6 KM from Sasebo Rd. Station. West shore of Sasebo harbour with pier. Very convenient from both land and sea, 16.40ft. at low tide and 29.40ft. high tide. Max. size of ships that can be tide to the pier _____tons.

16. Primary Function: Oil Storage.

17. Discharging & Loading Facilities: Pipe lines.

18. Capacity of Operation in Item 17: Details are unknown as the Occupation Forces have reconstructed them.

19. Service ability: All intact, 100% Serviceable (as assumed)

Note: There Kawanotani Oil Tanks are being used by MOSCO Althougn we attempted to investigate them, Mr. Nisson refuse our party to get into the compound. Hence no investigation. This report is based on old data we have, consequently there may be some discrepancies.

Incl.2.

PART A

Report of Individual Tank.

1. Identification:- 27-16-1T to 4T (1st group of tanks)

2. Owner:- Sasebo Naval Supply Dept. on Dec.6, 1941, and Sasebo Naval Supply Dept. on Aug.15, 1945, and Ministry of Finance at present.

3. Present User:- The Occupation Forces (JOSCO)

4. Present Use:- Unknown.

5. Type of Construction:- Above-ground vertical steel plates.

6. Capacity:- 12,580 barrels.(3,145 barrels x 4) dia.29.52 ft., height 28.47 ft.

7. Present condition:- In use (No damage) — EST

8. Accessories:- Details are unknown as they have been reconstructed by the Occupation Forces.

Incl.2.

Part A

Report of Individual Tank.

1. Identification:- 27-6-5T to 8T (2nd group of tanks)

2. Owner:- Sasebo Naval Supply Dept. on Dec.6,1947, and Sasebo Naval Supply Dept. on Aug.15,1945, and Ministry of Finance at present.

3. Present User:- The Occupation Forces (JOSCO).

4. Present Use:- Unknown.

5. Type of construction:- Above-ground vertical steel plates welded.

6. Capcity:- 12,580 barrels (3,145 barrels x 4) Dia. 29.52ft., height 28.47 ft.

7. Present condition:- In use. (Nodamage) - EST.

8. Accessories:- Details are unknown as they have been reconstructed by the Occupation Forces.

Incl. 2. Part A

Report of Individual Tank.

1. Identification: 27-16-9T ti 10T (3rd group of tanks)

2. Owner: Sasebo Naval Supply Dept. on Dec. 6, 1941.
Sasebo Naval Supply Dept. on Aug. 15, 1945, and
Ministry of Finance at present.

3. Present User: The Occupation Forces (JOSCO)

4. Present Use: Unknown.

5. Type of Construction: Above-ground, vertical steel plates.

6. Capacity: 6,290 barrels(3,145 barrelsx2)
dia. 29.52 ft. Height 28.47ft.

7. Present Condition: In use (No damage) - EST

8. Accessories: Details are unknown as they have been reconstructed by the Occupation Forces.

Incl. 2

Part A

Report of Individual Tank

1. Identification: 27-16- 11T to 16T (4th group tanks)

2. Owner: Sasebo Naval Supply Depaartment. on Dec. 8, 1941.
Sasebo Naval Supply Dept. on Aug. 15, 1945, and
Ministry of Fianance at present.

3. Present User: The Occupation Forces (JOSCO)

4. Present Use: Unknown.

5. Type of Construction: Above-ground vertical steel plates.riveted.

6. Capacity: 1,884 barrels(314 barrels x6)
dia. 12.13ft. Height 16.73ft.

7. Present Condition: In use (No famage) - EST.

8. Accessories: Details are unknown as they have been reconstructed by the Occupation Forces.

Part B

Report on Individual Installation.

9. Name & Location of Installation: Sasebo Naval Supply Dept. Nakanotani Oil Tanks. Nakanotani, Akasaki, Sasebo City, Nagasaki Ken.

10. Total Number of Tanks: 16 tanks in use.

11. Total Capacity: 33,334 barrels in use.

12. Total tanks in Use: 16 tanks all clean. (as assumed)

13. Total Tanks Not in Use: None. (as assumed)

14. Routes of Communication: 6KM over the sea from Sasebo Rd. Station. West shore of Sasebo harbour. With pier. Very convenient from both land and sea.

15. Water Ways: 44.6ft. at low tide and 57.6 ft. at high tide max. size of ships that can be tied to the pier ------ tons.

16. Primary Function: Oil storage.

17. Discharging and Loading Facilities: Pipe lines.

18. Capacity of Operation in Item 17: Details are unknown as the Occupation Forces have reconstructed them.

19. Service ability: All intact. 100% serviceable. (as assumed)

Note: These Nakanotani Oil Tanks are being used by JOSCO Although we attempted to investigate them, Mr. Nisson refuse our party to get into the compound. Hence no investigation. This report is based on old data we have. Consequently there may be some discrepancies.

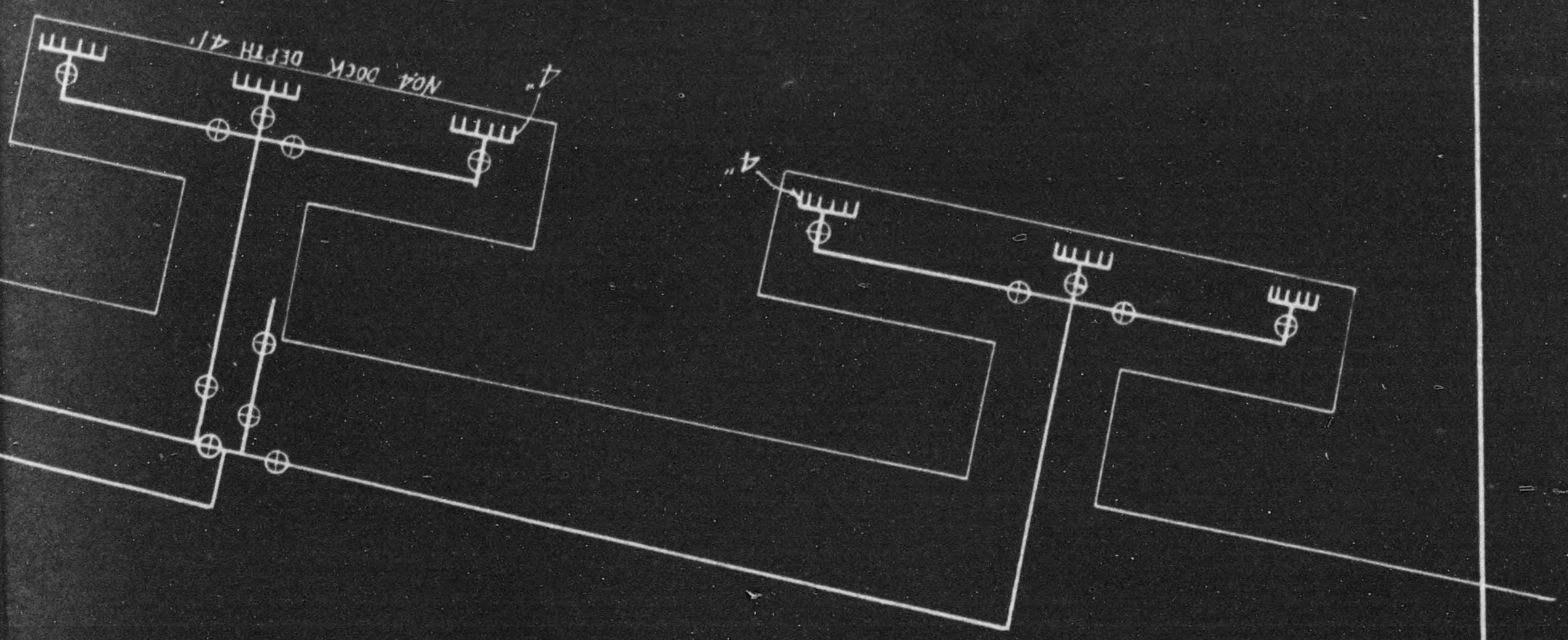
NO4 DOCK DEPTH 4/-
4"
4"

29-15-9T
37,740 bbl.
29-15-14T
37,740 bbl.
29-15-10T
37,740 bbl.
20"
20"
12"
12"
12"

KAWAN

27-14-1T
314,585 bbl.

27-15-9T
37,740 bbl.

27-15-8T
37,740 bbl.

27-15-7T
18875 bbl.

27-15-6T
18875 bbl.

27-15-13T
314 bbl.

27-15-12T
314 bbl.

27-15-5T
18875 bbl.

213 bbl.
27-15-11T

27-15-16T
314 bbl.

27-15-15T
314 bbl.

12"
12"
12"
12"
12"
20"
20"

DOCK DEPTH 16.4'

KAWANOTANI, NAKANOTANI & FUNAKOSHI OI

SASEBO - SHI NAGASAKI - K

CODE NO.
- 27 — 14 --- FUNAKO
- 27 — 15 --- KAWANO
- 27 — 16 --- NAKANO

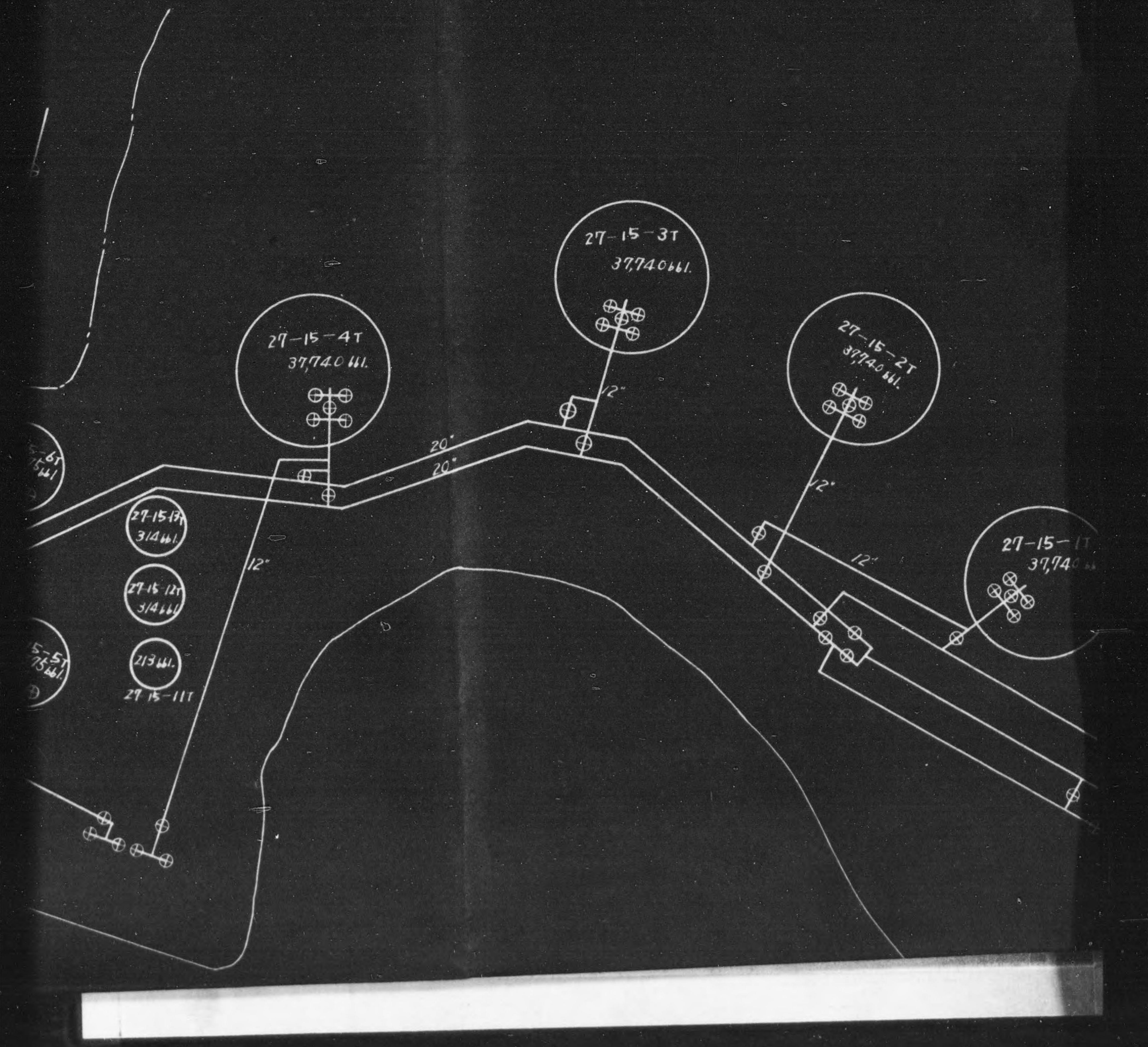

AKOSHI OIL TANK STORAGE FACILITY

NAGASAKI - KEN

27 - 14 --- FUNAKOSHI
27 - 15 --- KAWANOTANI
27 - 16 --- NAKANOTANI



NOTE

○ ---- TANK

⊕ ---- PIPE LINE & VALVE

□ ----- BUILDING

ACILITY

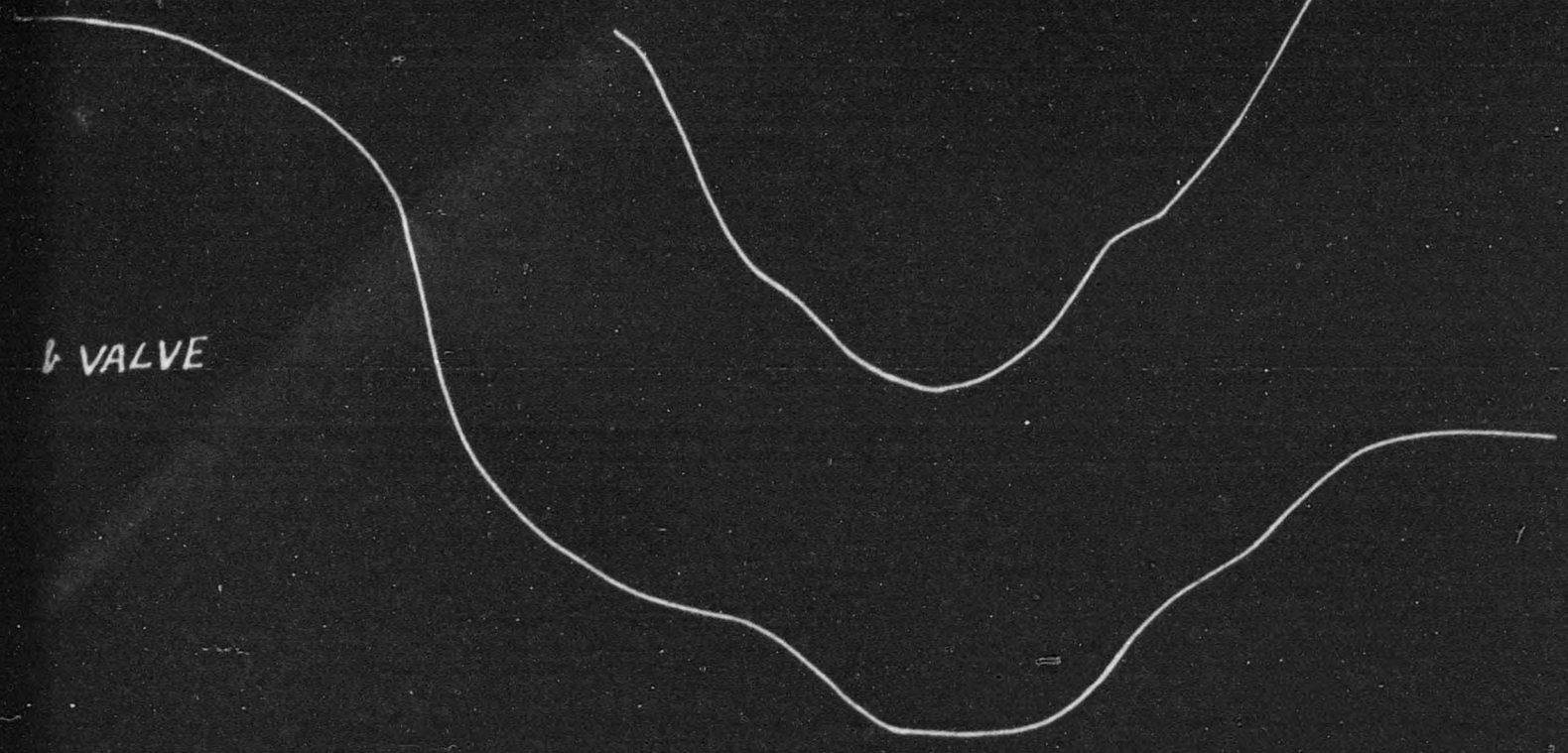

7-16-4T
3145 bbl.
7-16-3T
3145 bbl.
7-16-2T
3145 bbl.

27-16-11T

314 bbl.

27-16-14T

314 bbl.

MITSUBISHI OIL CO. OFFICE

JOSCO OFFICE

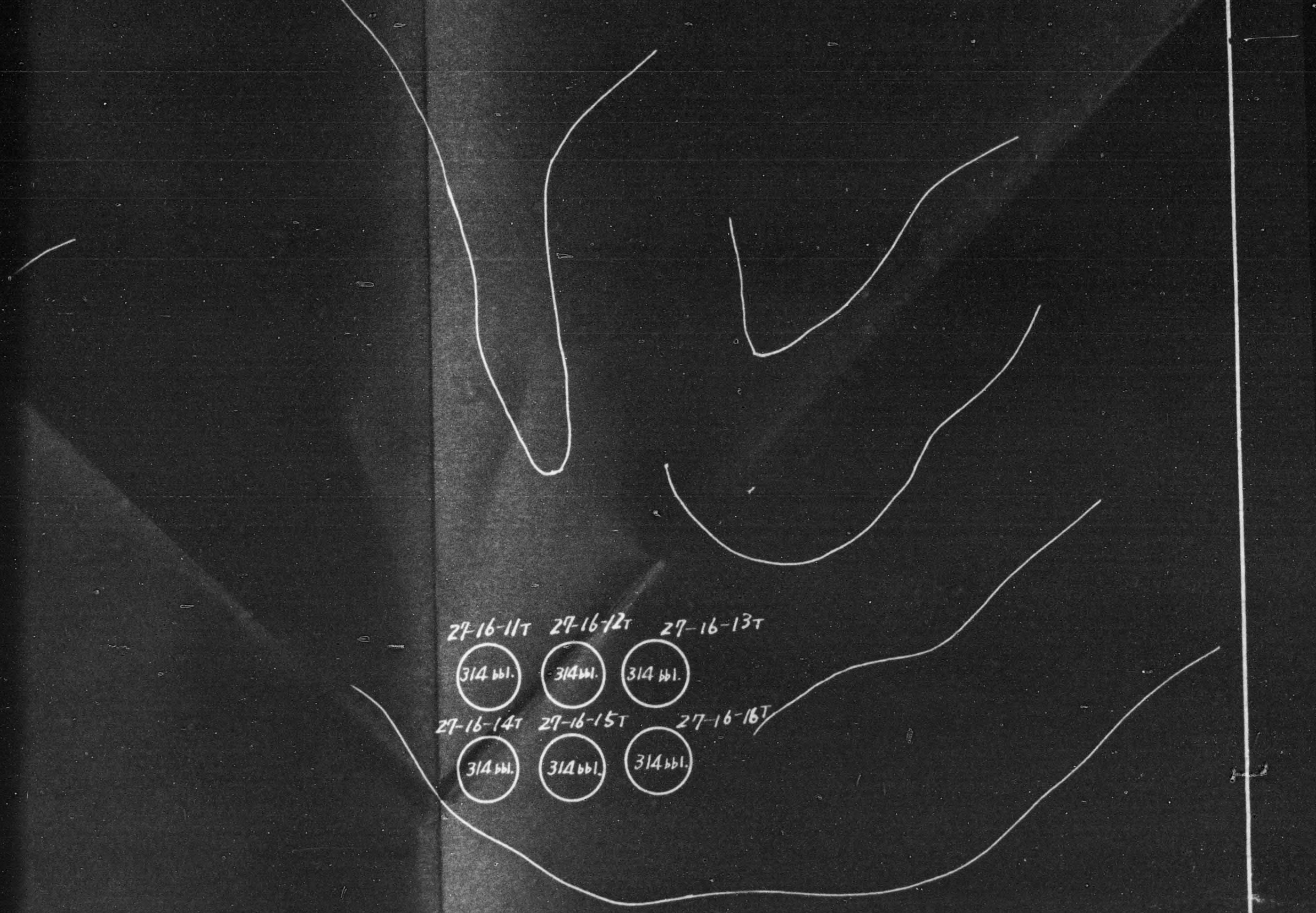

JOSCO OFFICE

KAWA NO TANI
NA K NO TA NI
FUNAKOSHI