DECLASSIFIED E.O. 12065 SECTION 3-402/NNDG NO. 175013

GHQ/SCAP Records (RG 331, National Archives and Records Service)

Description of contents

(1) Box no. 3050

(2) Folder title/number: (23) (end)
Current Projects

(3) Date: May 1950 - July 1950

(4) Subject:

Classification	Type of record
9622	c, k, p

(5) Item description and comment:
Shikoku

(6) Reproduction: (Yes) No

(7) Film no. Sheet no.

(Compiled by *National Diet Library*)

DECLASSIFIED E.O. 12065 SECTION 3-402/NNDG NO. 175813

八幡浜港及附近平面図

1
29,110

八幡浜港

大城

大城ヶ岳 (103.3)

城ヶ岳

-1
-3
-10
-15
-20

第二防波堤
L 60m.

L 200.0m

DECLASSIFIED E.O. 12065 SECTION 3-402/NNDG NO. 175013

DECLASSIFIED E.O. 12065 SECTION 3-402/NNDG NO. 175013

八幡濱港

縮尺二千分之一

昭和二十五年三月實

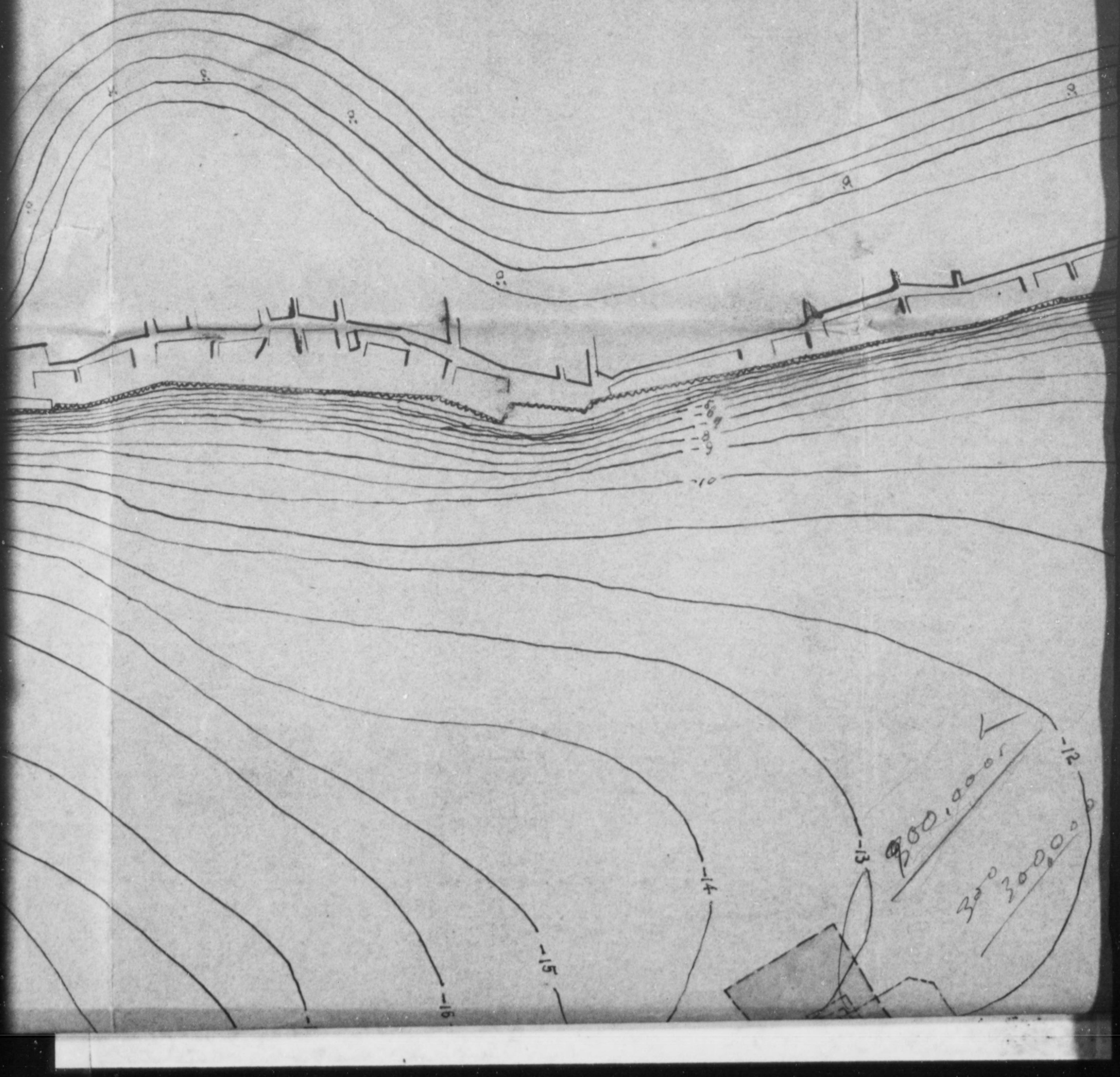

DECLASSIFIED E.O. 12065 SECTION 3-402/NNDG NO. 175813

海面平

千分之一

五年三月實測

DECLASSIFIED E.O. 12065 SECTION 3-402/NNDG NO. 175013

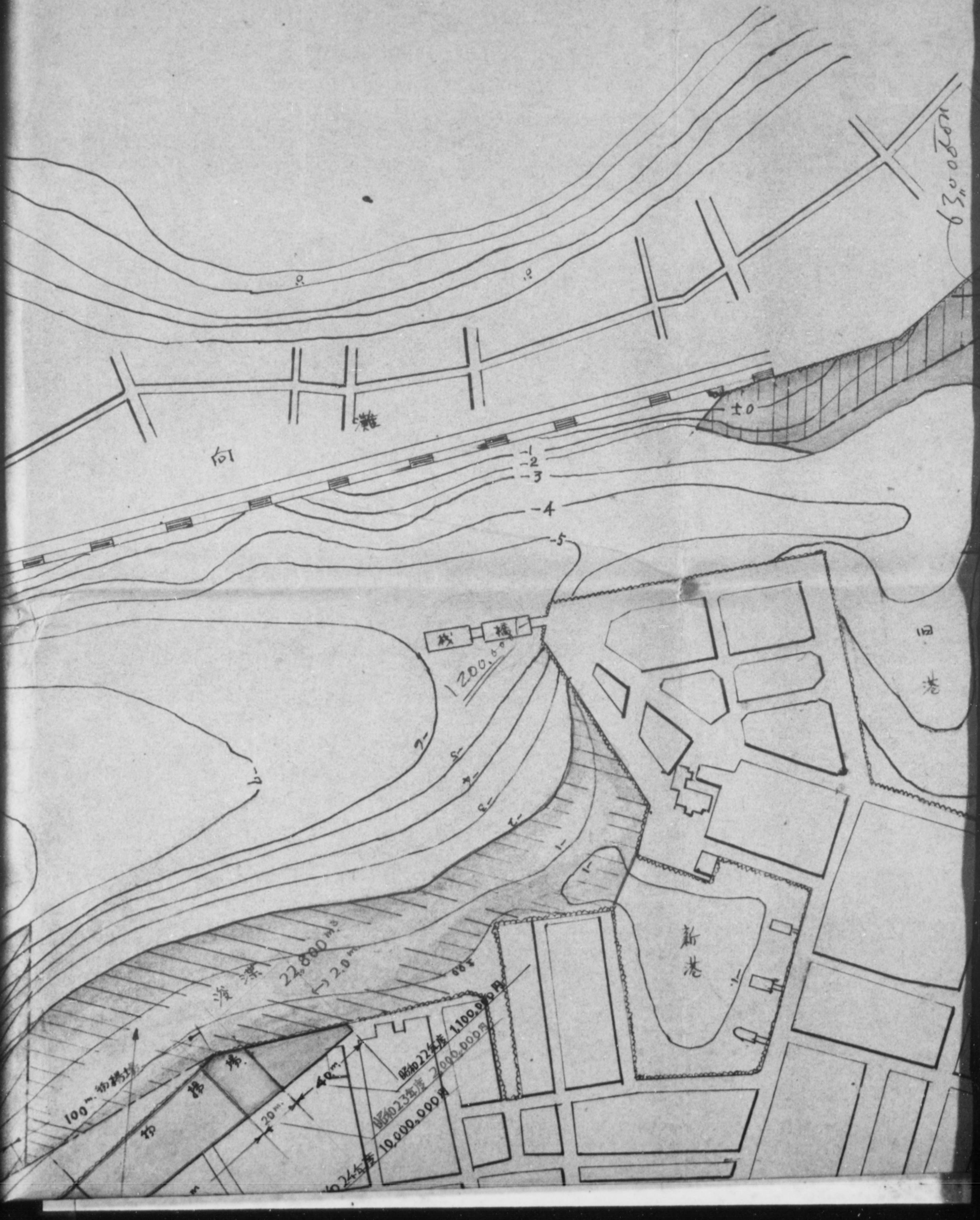

DECLASSIFIED E.O. 12065 SECTION 3-402/NNDG NO. 775013

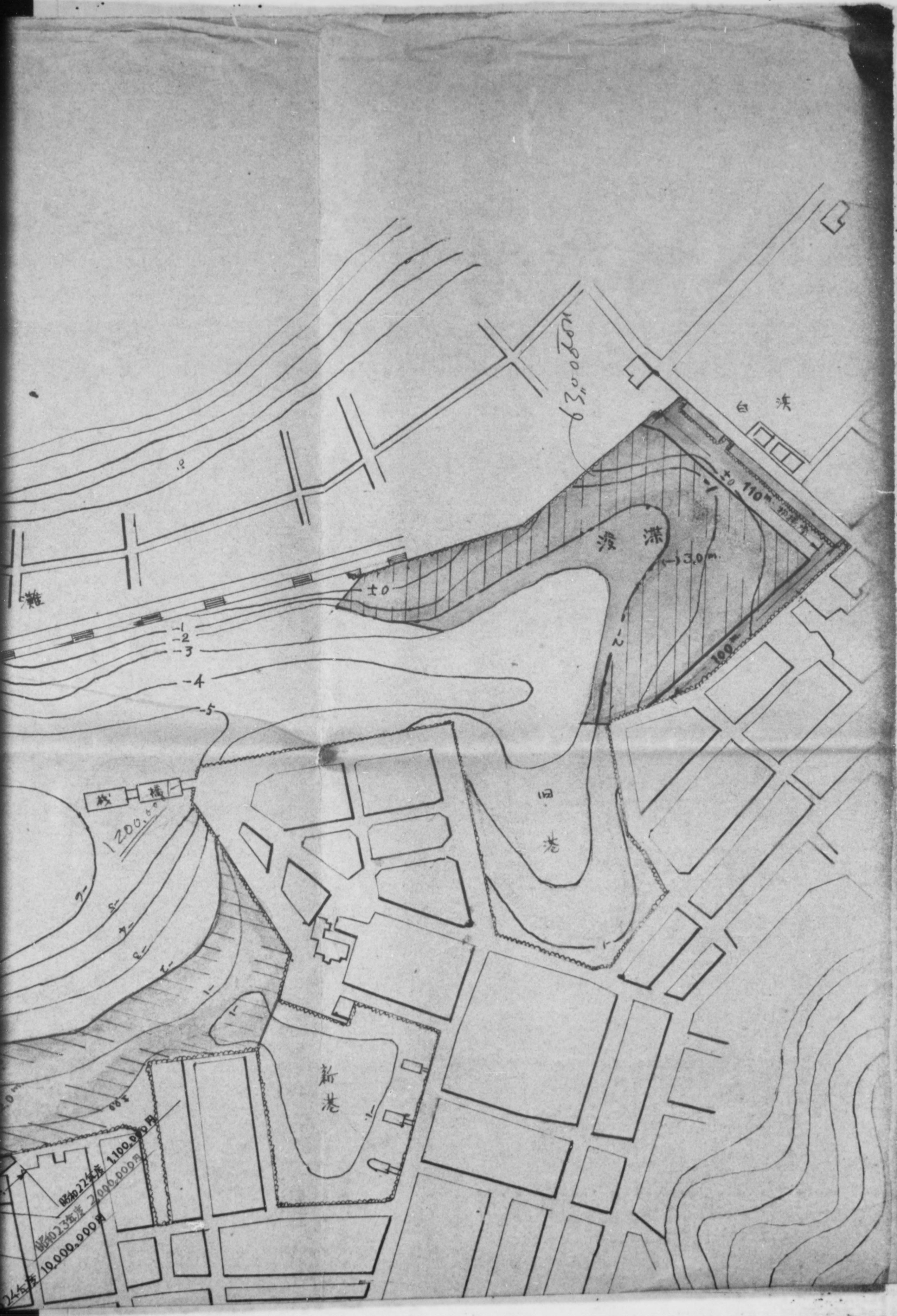

DECLASSIFIED E.O. 12065 SECTION 3-402/NNDG NO. 175813

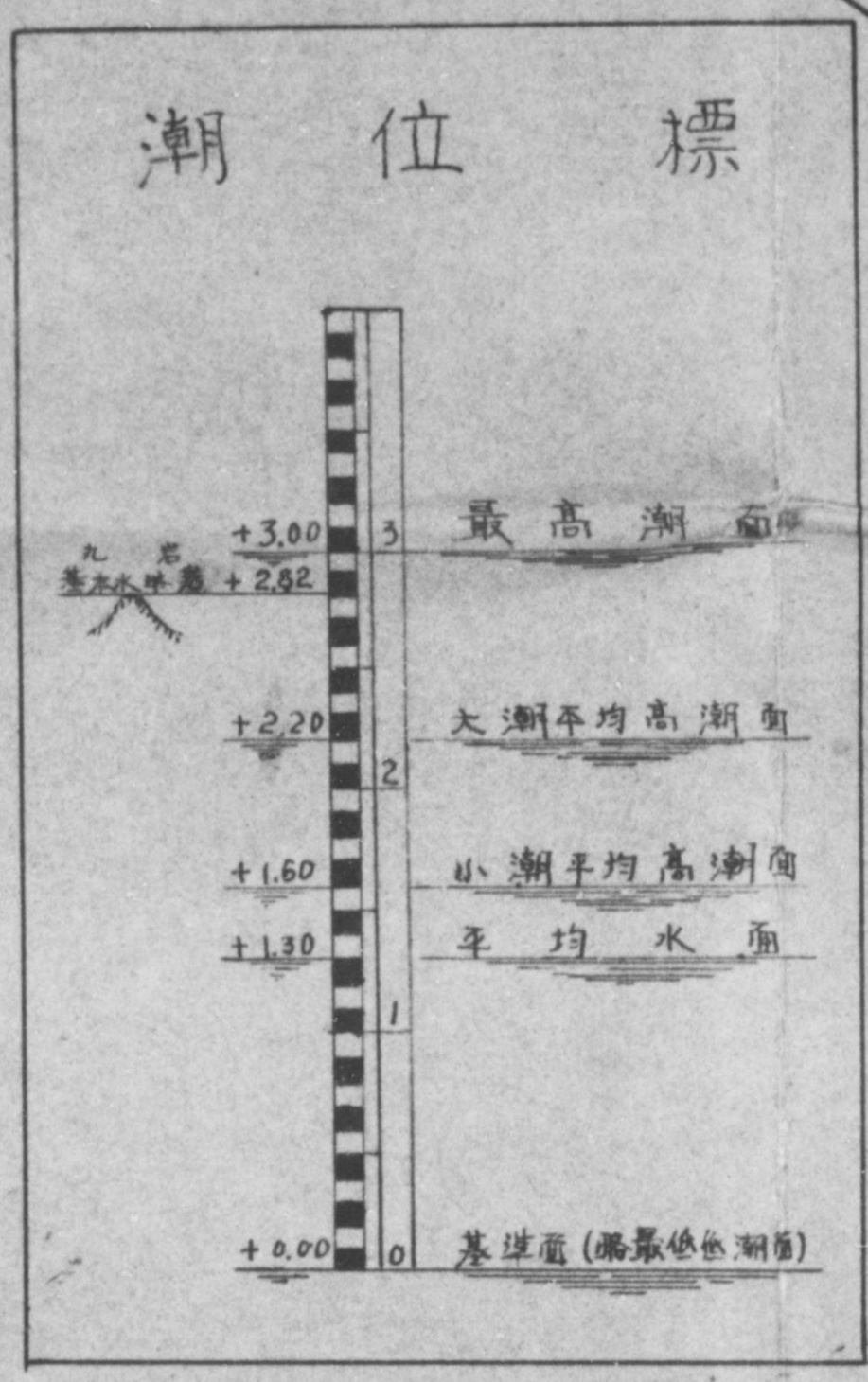

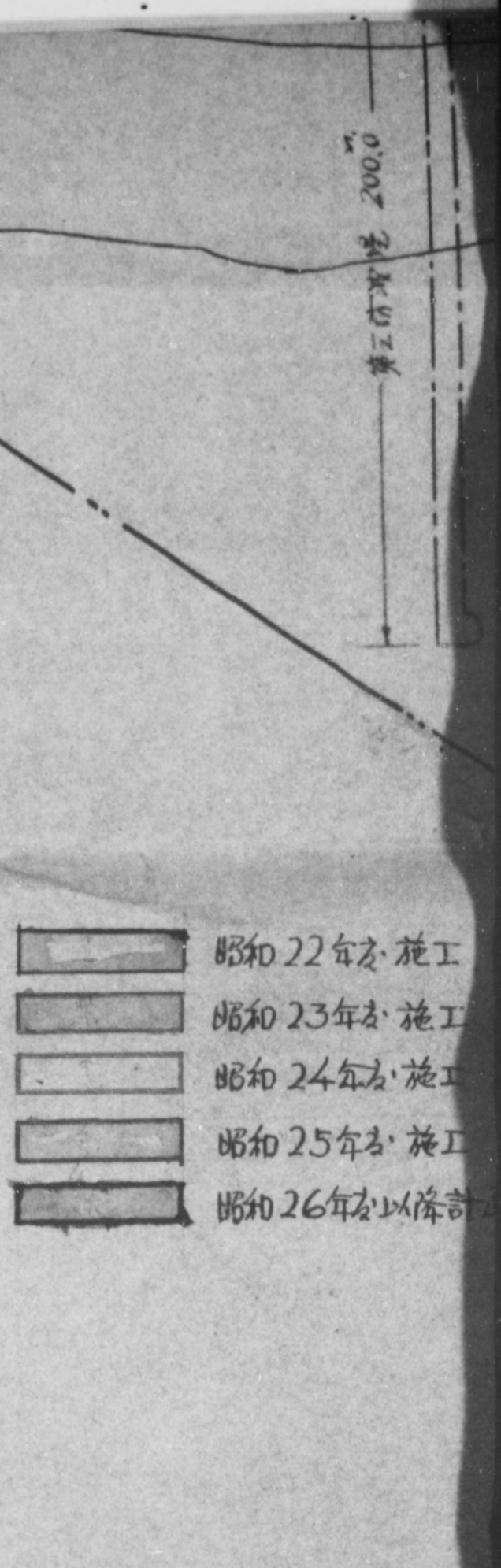

自 大正十四年一月
至 昭和 二年九月

風向回数観測圖

250回＝3.03糎

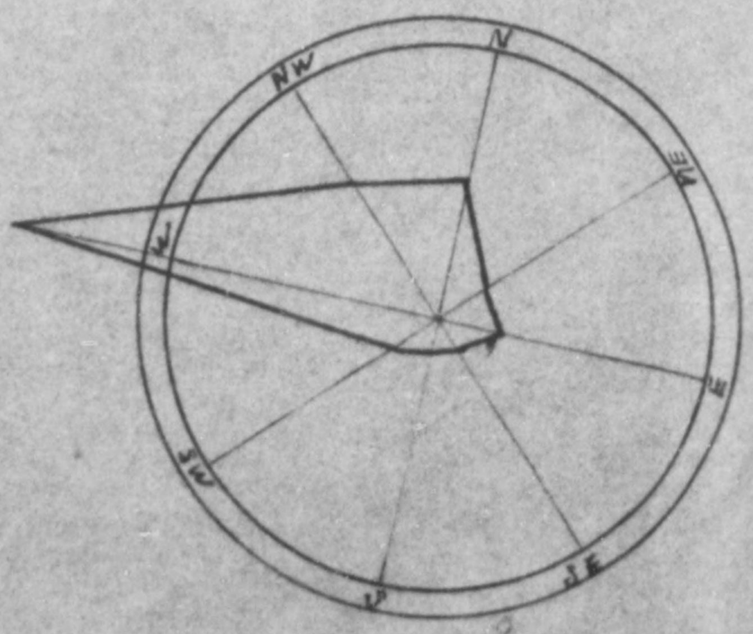

風力圖

方向別暴風回数圖

10回＝6.06糎



DECLASSIFIED E.O. 12065 SECTION 3-402/NNDG NO. 175613

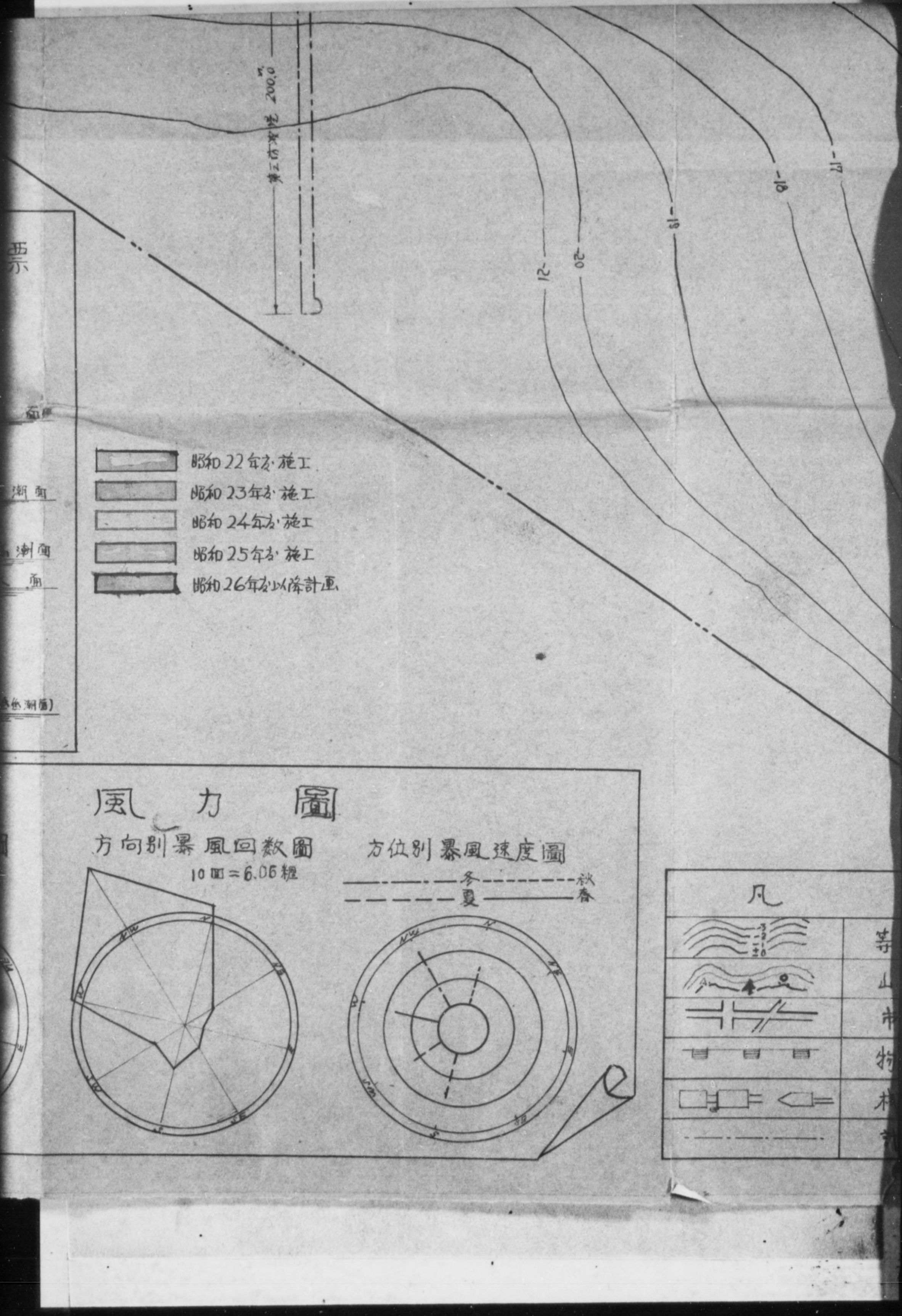

DECLASSIFIED E.O. 12065 SECTION 3-402/NNDG NO. 175613

凡例

	等深線
	山地
	市街
	物揚場
	桟橋
	計画線

DECLASSIFIED E.O. 12065 SECTION 3-402/NNDG NO. 175813

DECLASSIFIED E.O. 12065 SECTION 3-402/NNDG NO. 115813

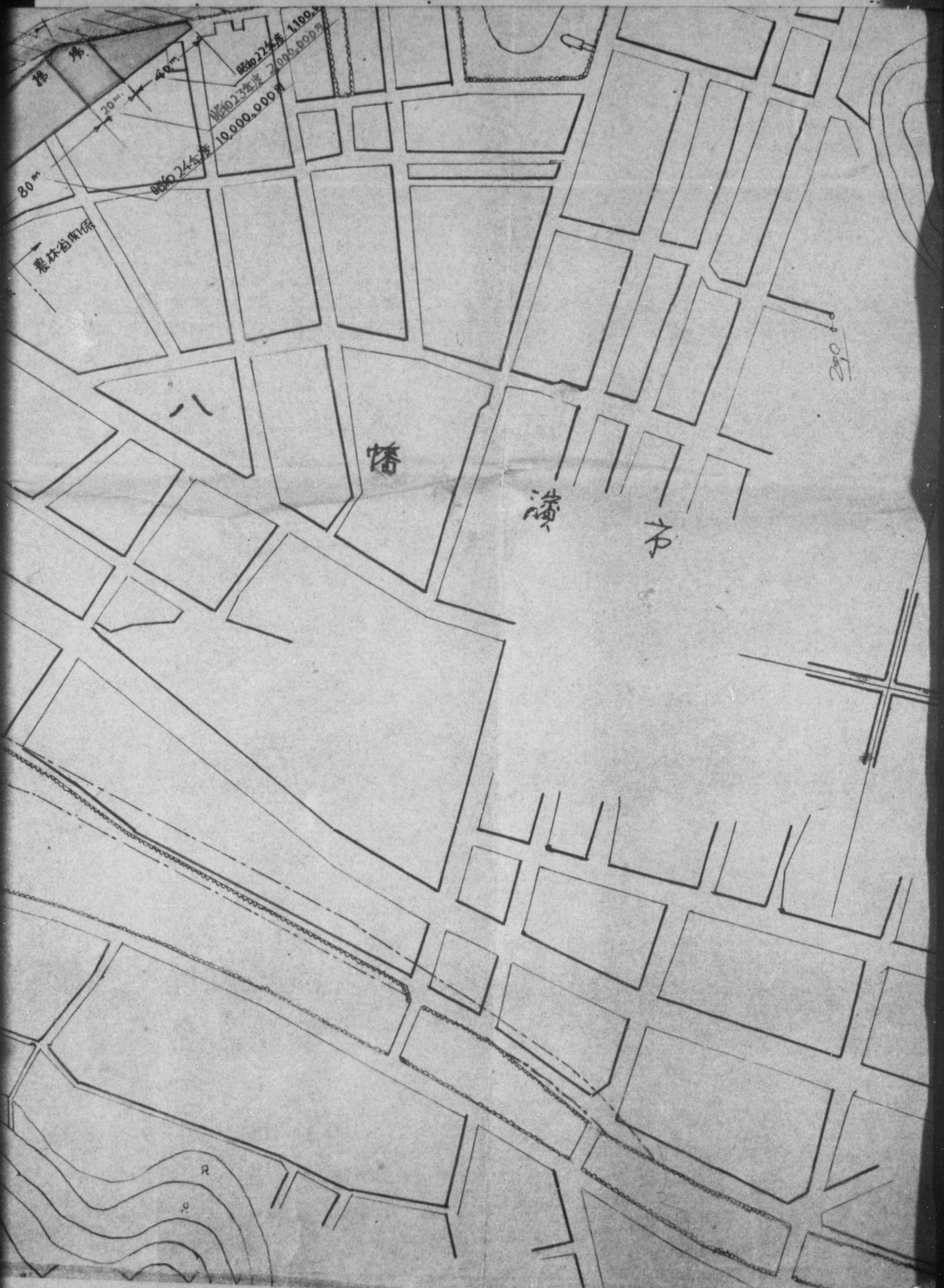

DECLASSIFIED E.O. 12065 SECTION 3-402/NNDG NO. 115013

DECLASSIFIED E.O. 12065 SECTION 3-402/NNDG NO. 175013

Quarterly Report on 5-year Road Program

for 1st Quarter JFY 1950

(Ken)

Total Amount of Budget (Unit: 1,000 yen)

	JFY 1949 Total N'nal(%)	JFY1950 Total N'nal(%)	Increase
1. ROADS			
a. Improvement (gravel)			
b. Repair (gravel)			
(paved)			
c. Disaster Prevention			
TOTAL			
2. BRIDGES			
a. Replacement			
b. Repair			
TOTAL			

Remarks:

DECLASSIFIED E.O. 12065 SECTION 3-402/NNDG NO. 175013

□ National Road
○ Prefectural Road
◇ Other Road

A–New Construction
B–Improvement
C–Repair & Rehabilitation
D–Maintenance

1950 Fiscal Year Program of R
Ehime Pr
(Yea

Road No.	Map Sheet No.	Project No.	Priority		From To	Distance (km)	Materi Cement (tons)	Asphalt (tons)	Crushed Rock & Gravel (m³)	Sand (m³)	Lum (kok
			A	6-B-1		25,100	120	–	6,745	385	8
				6-B-2		–	–	–	–	–	
				6-B-3		–	–	–	–	–	
				6-B-4		–	–	–	–	–	
				Sum		25,100	120	–	6,745	385	8
			B	6-B-1		13,390	141	–	3,706	306	1,2
				6-B-2		1,850	85	–	1,270	139	2
				6-B-3		1,730	355	–	2,307	545	1,0
				6-B-4		–	–	–	–	–	
				Sum		16,170	581	–	7,283	990	2,5
			C	6-B-1		53,842	351	7	3,681	977	
				6-B-2		14,430	361	108	6,393	1,382	1,8
				6-B-3		116,200	81	43	1,561	1,902	2
				6-B-4		150,000	–	–	–	–	
				Sum		334,472	793	158	17,635	4,261	2,4
			D	6-B-1		12,818	26	–	204	42	
				6-B-2		–	–	–	–	–	
				6-B-3		1,723	140	–	710	245	9
				6-B-4		–	–	–	–	–	
				Sum		13,541	166	–	914	287	14
				Total		387,283	1,660	158	32,777	5,923	6,00

DECLASSIFIED E.O. 12065 SECTION 3-402/NNDG NO. 175015

Kodan
12 June 1950

SHIKOKU

CG–Central Government
LG–Local Government

Fiscal Year Program of Roads and streets

Ehime pref
(Year)

(Prefecture or City)

ce)	Materials									Labor	Estimated Cost (¥1000※)		
	Cement (tons)	Asphalt (tons)	Crushed Rock & Gravel (m^3)	Sand (m^3)	Lumder (koku)	Gasoline (kl)	Light Oil (kl)	Paint (kg)	Steel (tons)	(man days)	Paid by CG	Paid by LG	Total
0	120	–	6,945	385	885	–	–	–	11	117,318	14,896	16,157	31,053
–	–	–	–	–	–	–	–	–	–	–	–	–	–
–	–	–	–	–	–	–	–	–	–	–	–	–	–
–	–	–	–	–	–	–	–	–	–	–	–	–	–
0	120	–	6,945	385	885	–	–	–	11	117,318	14,896	16,157	31,053
0	141	–	3,706	306	1,266	10	1	–	5	63,750	13,550	11,550	25,100
0	85	–	1,270	139	225	–	–	–	2	9,850	2,950	2,950	5,900
0	355	–	2,307	545	1,056	23	–	100	73	58,600	21,100	6,100	27,200
–	–	–	–	–	–	–	–	–	–	–	–	–	–
0	581	–	1,283	990	2,547	33	1	100	80	132,200	37,600	20,600	58,200
2	351	7	3,681	977	199	27	5	–	37	42,150	9,340	14,680	24,020
2	361	108	6,393	1,382	1,830	18	–	–	30	24,900	9,000	12,000	21,000
0	81	43	1,561	1,902	244	55	12	–	3	53,040	9,200	18,400	27,600
0	–	–	–	–	150	–	–	–	–	200	50	100	150
2	793	158	17,635	4,261	2,423	100	17	–	70	120,290	27,590	45,180	72,770
2	26	–	204	42	50	1	–	343	–	6,440	1,120	1,620	2,740
–	–	–	–	–	–	–	–	–	–	–	–	–	–
3	140	–	710	245	95	2	–	158	–	13,110	1,760	3520	5,280
–	–	–	–	–	–	–	–	–	–	–	–	–	–
1	166	–	914	287	145	8	–	501	–	19,520	2,880	5,140	8,020
3	4,660	158	32,777	5,923	6,000	136	18	601	161	389,328	82,966	87,077	170,043

※ as of March 1949 Price Level

DECLASSIFIED E.O. 12065 SECTION 3-402/NNDG NO. 115015

○

□ National Road
○ Prefectural Road
◇ Other Road

A-New Construction
B-Improvement
C-Repair & Rehabilitation
D-Maintenance

19
(Y

Road No.	Map Sheet No.	Project No.	Priority	From To	Distance (km)	Mat Cement (tons)	Asphalt (tons)	Crushed Rock & Gravel (m³)	Sand (m³)	Lu (k
○	CJ-S-47	49-25	C	6-B-1 Odamachi V.-Haramachi	5,100	2.5	–	252	59	
○	CJ-S-48	49-27	〃	〃 Ōhoshi V.-Saijyō C.	4.500	2.2	–	216	50	
○	CJ-S-48	49-28	〃	〃 Kamiyama V.-Kaneta V.	7.300	3.0	–	297	69	
○	CJ-S-47 48	49-29	〃	〃 Kusukawa V.-Matsuyama C.	3.800	2.5	–	252	59	
○	CJ-S-47	49-40	〃	〃 Hiyoshi V.-Araya V.	5.600	2.2	–	216	50	
○	CJ-S-47	49-800	〃	〃 Izumi V.-Hiyoshi V.	5.500	2.2	–	216	50	
○	CJ-S-48	50-1	〃	〃 Shinritsu V.-kinsha V.	7.000	2.5	–	252	59	
○	CJ-S-47	50-6	〃	〃 Hijikawa V.-Sugeta V.	3.800	2.5	–	252	59	
○	CJ-S-47	50-18	〃	〃 Yanadani V.	7.100	3.0	–	297	69	
○	CJ-S-48	50-53-1	〃	〃 Shinritsu V.	2.000	1.3	–	126	29	
○	CJ-S-58	50-53-2	〃	〃 Minamiuchiumi V.	0300	3.0	–	297	69	
○	CJ-S-58	50-53-3	〃	〃 Midorisōzu V.	0.150	1.8	–	180	42	
○	CJ-S-48	50-65	〃	〃 Shinkyohama C.	1.000	–	7.2	54	33	
○	CJ-S-48	50-71	〃	〃 Niihama C.	0.307	–	–	–	–	
○	CJ-S-47	49-75	〃	〃 Tado V.	0,025	38.0	–	120	60	
○	CJ-S-47	50-92-1	〃	〃 Ōzu T.	0.120	250.0	–	300	150	
24	B-S-79	49-684	〃	6-B-2 Matsuyama C.	0.800	3.0	10.8	94	58	
○	B-S-79	49-693	〃	〃 Matsuyama C.	1.600	–	~~7.8~~ 7.2	54	33	
23	B-S-64	50-93	〃	〃 Matsuyama C.	0.600	4.5	14.4	128	76	
○	B-S-65	50-95	〃	〃 Uwajima C.	1.300	6.0	18.0	159	98	
○	CJ-S-47	50-96	〃	〃 Yawatahama C.	1.230	3.0	10.8	94	58	
○	CJ-S-48	50-97	〃	〃 Saijō C.	1.800	7.0	21.6	192	115	
○	CJ-S-48	50-98	〃	〃 Shinkyohama C.	2.600	4.5	14.4	128	76	
○	B-S-63	50-101	〃	〃 Imoharu C.	9.500	3.0	~~9.0~~ 10.8	~~58~~ 94	58	
23	CJ-S-47	50-108	〃	〃 Nakatsu V.-Haramachi V.	12.000	17.6	–	1.755	410	

DECLASSIFIED E.O. 12065 SECTION 3-402/NNDG NO. 175013

SHIKOKU

CG–Central Government
LG–Local Government

1950 (Year)

Ehime Pref. (Prefecture or City)

Materials									Labor	Estimated Cost (¥1000※)		
Cement (tons)	Asphalt (tons)	Crushed Rock & Gravel (m^3)	Sand (m^3)	Lumder (koku)	Gasoline (kl)	Light Oil (kl)	Paint (kg)	Steel (tons)	(man days)	Paid by CG	Paid by LG	Total
2.5	–	252	59	8	1.7	0.42	–	0.08	1,680	280	560	840
2.2	–	216	50	7	1.4	0.36	–	0.07	1,440	240	480	720
3.0	–	297	69	10	2.0	0.50	–	0.10	1,980	330	660	990
2.5	–	252	59	8	1.7	0.42	–	0.08	1,680	280	560	840
2.2	–	216	50	7	1.4	0.36	–	0.07	1,440	240	480	720
2.2	–	216	50	7	1.4	0.36	–	0.07	1,440	240	480	720
2.5	–	252	59	8	1.7	0.42	–	0.08	1,680	280	560	840
2.5	–	252	59	8	1.7	0.42	–	0.08	1,680	280	560	840
3.0	–	297	69	10	2.0	0.50	–	0.10	1,980	330	660	990
1.3	–	126	29	4	0.8	0.21	–	0.04	840	140	280	420
3.0	–	297	69	10	2.0	0.50	–	0.10	1,980	300	600	900
1.8	–	180	42	6	1.2	0.30	–	0.06	1,200	200	400	600
–	7.2	54	33	1	1.2	–	–	0.02	840	200	400	600
–	–	–	–	600	1.0	–	–	0.30	8,000	2,000	4,000	6,000
38.0	–	120	60	50	1.0	–	–	15.00	3,000	1,100	1,100	2,200
250.0	–	300	150	250	4.5	–	–	20.00	5,000	1,900	1,900	3,800
3.0	10.8	94	58	1	1.8	–	–	0.04	1,260	300	600	900
–	~~7.8~~ 7.2	54	33	1	1.2	–	–	0.02	~~840~~ 840	~~200~~ 200	400	600
4.5	14.4	128	76	1	2.4	–	–	0.05	1,680	400	800	1,200
6.0	18.0	159	98	2	3.0	–	–	0.06	2,100	500	1,000	1,500
3.0	10.8	94	58	1	1.8	–	–	0.04	1,260	300	600	900
7.0	21.6	192	115	2	3.6	–	–	0.07	2,520	600	1,200	1,800
4.5	14.4	128	76	1	2.4	–	–	0.05	1,680	400	800	1,200
3.0	~~9.0~~ 10.8	~~58~~ 94	58	1	1.8	–	–	0.04	1,260	300	600	900
17.6	–	1,755	410	59	11.7	2.93	–	0.59	11,700	1,950	3,900	5,850

※ as of March 1949 Price Level

DECLASSIFIED E.O. 12065 SECTION 3-402/NNDG NO. 175015

□ National Road
○ Prefectural Road
◇ Other Road

A-New Construction
B-Improvement
C-Repair & Rehabilitation
D-Maintenance

19
(Year

Road No.	Map Sheet No.	Project No.	Priority	From To	Distance (km)	Materia Cement (tons)	Asphalt (tons)	Crushed Rock & Gravel (m³)	Sand (m³)	Lumd (koku
24	CJ-S-36 49.48	50-109	C	6-B-3 Futana T.-Matsuyama C.	24.300	17.6	—	1,710	399	57
○	CJ-S-47	50-110	〃	〃 Matsuyama C.-Uwajima C.	32.900	17.1	—	1,710	399	57
○	CJ-S-35 47	50-111	〃	〃 Matsuyama C.-Imaharu C.	6.000	4.3	—	432	101	14
○	CJ-S-47	50-112	〃	〃 Takamitsu T.-Yoshinobu T.	5.800	4.3	—	432	101	14
○	CJ-S-47 58	50-113	〃	〃 Uwajima C.-Ipponmatsu T.	9.300	4.3	—	432	101	14
○	CJ-S-36 48	50-114	〃	〃 Imaharu C.-Nyūgawa T.	5.200	2.2	—	216	50	7
○	CJ-S-47	50-117	〃	〃 Ōsu T.-Yawatahama C.	5.200	2.2	—	216	50	7
○	CJ-S-48	50-119	〃	〃 Kaneta T.-Kawataki T.	2.500	1.3	—	126	29	4
○	CJ-S-47	50-123	〃	〃 Araya T.-Nagahama T.	4.400	1.7	—	171	40	6
○	CJ-S-47	49-805	〃	〃 Gunchū T.	1.000	3.0	10.8	94	58	1
23	B-S-64 CJ-S-47	50-124	〃	〃 Matsuyama C.-Haramachi T.	3.200	6.0	18.0	159	98	2
○	B-S-64	50-127	〃	〃 Matsuyama C.	1.400	—	7.2	54	33	1
○	CJ-S-48	50-128	〃	〃 Shikyō Nhama C.	3.000	—	7.2	54	33	1
○	CJ-S-48	50-152	〃	6-B-1 Doi T.	0.150	—	—	—	—	150
○	CJ-S-47	49-1	D	6-B-1 Ōkawa T.	0.118	—	—	—	—	—
○	CJ-S-48	50-54	D	〃 Shinritsu T.	0.060	—	—	—	—	—
○	CJ-S-47	49-12	〃	〃 Shimonada T.	0.060	25.0	—	100	40	5
○	CJ-S-47	50-161-1	〃	〃 Sugata T.	0.280	—	—	100	—	—
○	CJ-S-48	49-162	〃	6-B-3 Miyoshi T.	0.073	—	—	—	—	—
○	CJ-S-35	49-786	〃	〃 Kikuma T.	0.150	40.0	—	200	70	40
23 ○	CJ-S-48	49-792	〃	〃 Nakatsu T.	0.070	20.0	—	90	35	5
24	CJ-S-36	50-168	〃	〃 Nina T.	0.430	80.0	—	420	140	50
	Sum of C.				330.232	428	158	11,831	3,381	58
	Sum of D				1.241	165	—	910	285	100

DECLASSIFIED E.O. 12065 SECTION 3-402/NNDG NO. 175013

CG-Central Government
LG-Local Government

1950
(Year)

Ehime Pref.
(Prefecture or City)

Materials									Labor	Estimated Cost (¥1000※)		
Cement (tons)	Asphalt (tons)	Crushed Rock & Gravel (m^3)	Sand (m^3)	Lumder (koku)	Gasoline (kl)	Light Oil (kl)	Paint (kg)	Steel (tons)	(man days)	Paid by CG	Paid by LG	Total
17.6	–	1,710	399	57	11.4	2.85	–	0.57	~~11,400~~	1,900	3,800	5,700
17.1	–	1,710	399	57	11.4	2.85	–	0.57	11,400	1,900	3,800	5,700
4.3	–	432	101	14	2.9	0.72	–	0.14	2,880	480	960	1,440
4.3	–	432	101	14	2.9	0.72	–	0.14	2,880	480	960	1,440
4.3	–	432	101	14	2.9	0.72	–	0.14	2,880	480	960	1,440
2.2	–	216	50	7	1.4	0.36	–	0.07	1,440	240	480	720
2.2	–	216	50	7	1.4	0.36	–	0.07	1,440	240	480	720
1.3	–	126	29	4	0.8	0.21	–	0.04	840	140	280	420
1.7	–	171	40	6	1.1	0.29	–	0.06	1,140	190	380	570
3.0	10.8	94	58	1	1.8	–	–	0.04	~~300~~ 1,260	~~600~~ 300	600	900
6.0	18.0	159	98	2	3.0	–	–	0.06	2,100	500	1,000	1,500
–	7.2	54	33	1	1.2	–	–	0.02	840	200	400	600
–	7.2	54	33	1	1.2	–	–	0.02	840	200	400	600
–	–	–	–	150	–	–	–	0.01	200	500	1,000	1,500
–	–	–	–	–	–	–	203	–	480	80	160	240
–	–	–	–	–	–	–	140	–	360	60	120	180
25.0	–	100	40	5	0.3	–	–	0.02	1,870	250	500	750
–	–	100	–	–	0.2	–	–	–	2,300	420	840	1,260
–	–	–	–	–	–	–	158	–	360	60	120	180
40.0	–	200	70	40	0.6	–	–	0.02	~~1,500~~ 3,750	~~1,000~~ 500	~~1,500~~ 1,000	1,500
20.0	–	90	35	5	0.3	–	–	0.01	1,500	200	400	600
80.0	–	420	140	50	1.2	–	–	0.04	7,500	1,000	2,000	3,000
428	158	11,831	3,381	588	100	17	–	39	101,700	20,590	38,180	58,770
165	–	910	285	100	3	–	501	–	18,120	3,570	5,140	7,710

※ as of March 1949 Price Level

DECLASSIFIED E.O. 12065 SECTION 3-402/NNDG NO. 115013

○

□ National Road
○ Prefectural Road
◇ Other Road

A–New Construction
B–Improvement
C–Repair & Rehabilitation
D–Maintenance

1950
(Year)

Road No.	Map Sheet No.	Project No.	Priority		From To	Distance (km)	Materials: Cement (tons)	Asphalt (tons)	Crushed Rock & Gravel (m³)	Sand (m³)	Lumber (koku)
◇	5-47	6002	D	6th	ASAHI V	5700					
2	6-47	6004	2	2	MATSUMARU I	3400	1		4	2	45
2	5-47	6007	2	2	HAISHI V	3200					
					Total	12300	1		4	2	45

DECLASSIFIED E.O. 12065 SECTION 3-402/NNDG NO. 115015

CG-Central Government
LG-Local Government

1950 (Year)

EHIME (Prefecture or City)

nce	Materials									Labor	Estimated Cost (¥1000※)		
	Cement (tons)	Asphalt (tons)	Crushed Rock & Gravel (m^3)	Sand (m^3)	Lumder (koku)	Gasoline (kl)	Light Oil (kl)	Paint (kg)	Steel (tons)	(man days)	Paid by CG	Paid by LG	Total
										600	110		110
20													
00	1		4	2	45				0.7	500	140		140
										300	60		60
00													
00	1		4	2	45				0.2	1400	310		310

※ as of March 1949 Price Lev

DECLASSIFIED E.O. 12065 SECTION 3-402/NNDG NO. 115013

CORRECTION

THIS DOCUMENT

HAS BEEN REPHOTOGRAPHED

TO ASSURE LEGIBILITY

DECLASSIFIED E.O. 12065 SECTION 3-402/NNDG NO. 175015

□ National Road
○ Prefectural Road
◇ Other Road

A–New Construction
B–Improvement
C–Repair & Rehabilitation
D–Maintenance

19
(Ye

Road No.	Map Sheet No.	Project No.	Priority	From To	Distance (km)	Mater Cement (tons)	Asphalt (tons)	Crushed Rock & Gravel (m³)	Sand (m³)	Lum (kok
◇	5-47	6002	D	6481 ASAHI V	5700					
1	5-47	6004	1	1 MATSUMARU T	3400	1		4	2	4
2	5-47	6007	1	1 HAISHI V	3200					
				Total	12300	1		4	2	4

DECLASSIFIED E.O. 12065 SECTION 3-402/NNDG NO. 11501S

CG-Central Government
LG-Local Government

1950 (Year)

EHIME (Prefecture or City)

Distance (km)	Materials									Labor	Estimated Cost (¥1000※)		
	Cement (tons)	Asphalt (tons)	Crushed Rock & Gravel (m^3)	Sand (m^3)	Lumder (koku)	Gasoline (kl)	Light Oil (kl)	Paint (kg)	Steel (tons)	(man days)	Paid by CG	Paid by LG	Total
200										600	110		110
400	1		4	2	45				0.7	500	140		140
200										300	60		60
300	1		4	2	45				0.2	1400	310		310

※ as of March 1949 Price Level

DECLASSIFIED E.O. 12065 SECTION 3-402/NNDG NO. 115015

□ National Road
○ Prefectural Road
◇ Other Road

A-New Construction
B-Improvement
C-Repair & Rehabilitation
D-Maintenance

1950 Fiscal Year Proguram of Ro
Kagawa P
(Y

Road No.	Map Sheet No.	Project No.	Priority		From To	Distance (km)	Mat Cement (tons)	Asphalt (tons)	Crushed Rock & Gravel (m³)	Sand (m³)	Lu (k
			A	6-B-1		10,870	18	—	100	37	
				6-B-2		—	—	—	—	—	
				6-B-3		—	—	—	—	—	
				6-B-4		—	—	—	—	—	
				Sum		10,870	18	—	100	37	
			B	6-B-1		3,440	65	—	1,874	128	
				6-B-2		1,270	360	—	2,220	399	
				6-B-3		2,953	90	—	2,379	159	
				6-B-4		—	—	—	—	—	
				Sum		7,663	515	—	6,473	686	1,
			C	6-B-1		37,181	6	—	621	145	
				6-B-2		2,100	145	—	2,550	265	
				6-B-3		250,516	147	223	9,134	2,579	
				6-B-4		0,244	—	—	—	—	
				Sum		290,041	298	223	12,305	2,989	2,
			D	6-B-1		9,500	4	—	—	—	
				6-B-2		—	—	—	—	—	
				6-B-3		0,850	76	—	340	130	
				6-B-4		—	—	—	—	—	
				Sum		10,350	80	—	340	130	
				Total		318,924	911	223	19218	3,842	3,

DECLASSIFIED E.O. 12065 SECTION 3-402/NNDG NO. 175015

Rad on
12 June 1950

SHIKOKU

CG-Central Government
LG-Local Government

Fiscal Year Program of Roads and Streets

Kagawa Pref
(Year)

(Prefecture or City)

	Materials									Labor	Estimated Cost (¥1000※)		
	Cement (tons)	Asphalt (tons)	Crushed Rock & Gravel (m^3)	Sand (m^3)	Lumder (koku)	Gasoline (kl)	Light Oil (kl)	Paint (kg)	Steel (tons)	(man days)	Paid by CG	Paid by LG	Total
0	18	—	100	37	121	—	—	—	1	36,682	3,137	5,526	8,663
	—	—	—	—	—	—	—	—	—	—	—	—	—
	—	—	—	—	—	—	—	—	—	—	—	—	—
	—	—	—	—	—	—	—	—	—	—	—	—	—
0	18	—	100	37	121	—	—	—	1	36,682	3,137	5,526	8,663
0	65	—	1,874	128	395	5	—	—	2	43,000	8,600	8,600	17,200
0	360	—	2,220	399	440	2	—	—	4	17,320	4,800	4,800	9,600
3	90	—	2,379	159	453	16	—	—	3	70,100	3,000	5,300	8,300
	—	—	—	—	—	—	—	—	—	—	—	—	—
3	515	—	6,473	686	1,288	23	—	—	9	130,420	16,400	18,700	35,100
1	6	—	621	145	276	4	1	—	—	7,540	1,540	3,080	4,620
0	145	—	2,550	265	830	4	—	—	12	80,50	3,400	3,400	6,800
6	147	223	9,134	2,579	822	77	11	—	13	78,841	19,510	29,170	48,680
4	—	—	—	—	180	—	—	—	—	2,400	600	1,200	1,800
1	298	223	12,305	2,989	2,108	85	12	—	25	96,831	25,050	36,850	61,900
0	4	—	—	—	70	—	—	—	—	1,100	320	—	320
	—	—	—	—	—	—	—	—	—	—	—	—	—
0	76	—	340	130	30	1	—	—	—	16,720	2,530	5,060	7,590
	—	—	—	—	—	—	—	—	—	—	—	—	—
0	80	—	340	130	100	1	—	—	—	17,820	2,850	5,060	7,910
2	911	223	19218	3,842	3,617	109	12	—	35	281,753	47,437	66,136	113,573

※ as of March 1949 Price Level

DECLASSIFIED E.O. 12065 SECTION 3-402/NNDG NO. 175015

□ National Road
○ Prefectural Road
◇ Other Road

A-New Construction
B-Improvement
C-Repair & Rehabilitation
D-Maintenance

19[illegible]
(Year

Road No.	Map Sheet No.	Project No.	Priority		From To	Distance (km)	Materia Cement (tons)	Asphalt (tons)	Crushed Rock & Gravel (m³)	Sand (m³)	Lumc (koku
○	CJ-S-37	50-1	C	6-B-1	NagaoT.-KamiyamaV.	6.000	1.2	-	117	27	
○	CJ-S-37	50-2	〃	〃	TakamatsuC.-KamiyamaV.	15.000	2.4	-	243	57	
○	CJ-S-37	50-5	〃	〃	ShirotorihonT.-FukueV.	6.000	0.9	-	90	21	
○	CJ-S-36	50-6	〃	〃	SakaideC.-MiaiV.	10.000	1.7	-	171	40	
○	CJ-S-37	49-10	〃	〃	AioiV.	0.038	-	-	-	-	
○	CJ-S-37	49-14	〃	〃	ShowaV.	0.015	-	-	-	-	
○	CJ-S-37	50-9	〃	〃	AioiV.	0.019	-	-	-	-	
○	CJ-S-37	50-13	〃	〃	FukueV.	0.006	-	-	-	-	
○	CJ-S-36	50-15-1	〃	〃	TsukuridaV.	0.011	-	-	-	-	
○	CJ-S-36	50-15-2	〃	〃	JugoV.	0.006	-	-	-	-	
○	CJ-S-36	50-15-3	〃	〃	NagasumiV.	0.007	-	-	-	-	
○	CJ-S-37	50-15-4	〃	〃	KawaV.	0.024	-	-	-	-	
○	CJ-S-37	50-15-5	〃	〃	HikamiV.	0.042	-	-	-	-	
○	CJ-S-37	50-15-6	〃	〃	MatsuoV.	0.013	-	-	-	-	
23	CJ-S-37 36	50-18	〃	6-B-3	TakamatsuC.-MarugameC.	30.000	-	-	2,240	240	
22	CJ-S-37	50-17	〃	〃	MurueV.-AioiV.	27.000	5.7	-	567	132	
28	CJ-S-36	50-18	〃	〃	SaitaV.	12.300	8.1	-	810	189	
24	CJ-S-36	50-19	〃	〃	TatsukawaV.-WadaV.	16.000	4.1	-	405	95	
○	CJ-S-37	50-20	〃	〃	NagaoT.-NiuV.	12.000	4.1	-	405	95	
○	CJ-S-37	50-21	〃	〃	MaedaV.-NagaoT.	4.000	1.2	-	117	27	
○	CJ-S-37	50-22	〃	〃	NagaoT.-HashiokaV.	5.000	1.4	-	144	34	
○	CJ-S-36	50-23	〃	〃	ŌgoshiV.-KamoV.	9.000	1.8	-	180	42	
○	CJ-S-36	50-24	〃	〃	WabimaT.	5.000	1.5	-	153	36	
○	CJ-S-36	50-26	〃	〃	KotohiraT.-ŌnoV.	18.000	2.4	-	243	57	
○	CJ-S-36	50-27	〃	〃	KannonjiT.-ŌnoV.	11.000	3.0	-	297	69	

DECLASSIFIED E.O. 12065 SECTION 3-402/NNDG NO. 115015

CG-Central Government
LG-Local Government

1950
(Year)

Kagawa Pref.
(Prefecture or City)

nce m)	Materials									Labor	Estimated Cost (¥1000※)		
	Cement (tons)	Asphalt (tons)	Crushed Rock & Gravel (m^3)	Sand (m^3)	Lumder (koku)	Gasoline (kl)	Light Oil (kl)	Paint (kg)	Steel (tons)	(man days)	Paid by CG	Paid by LG	Total
000	1.2	-	117	27	4	0.8	0.20	-	0.04	780	130	260	390
000	2.4	-	243	57	8	1.6	0.41	-	0.08	1620	270	540	810
000	0.9	-	90	21	3	0.6	0.15	-	0.03	600	100	200	300
000	1.7	-	171	40	6	1.1	0.29	-	0.06	1.140	190	380	570
038	-	-	-	-	57	-	-	-	0.03	760	190	380	570
015	-	-	-	-	12	-	-	-	0.01	160	40	80	120
019	-	-	-	-	30	-	-	-	0.02	400	100	200	300
006	-	-	-	-	18	-	-	-	0.01	240	60	120	180
011	-	-	-	-	24	-	-	-	0.01	320	80	160	240
006	-	-	-	-	15	-	-	-	0.01	200	50	100	150
007	-	-	-	-	21	-	-	-	0.01	280	70	140	210
024	-	-	-	-	27	-	-	-	0.01	360	90	180	270
042	-	-	-	-	39	-	-	-	0.02	520	130	260	390
013	-	-	-	-	12	-	-	-	0.01	160	40	80	120
000	-	-	2,240	240	38	45	2.90	-	967	6,601	3,300	-	3,300
000	5.7	-	567	132	19	3.8	0.95	-	0.19	3,780	630	1,260	1,890
300	8.1	-	810	189	27	5.4	1.35	-	0.27	5,400	900	1,800	2,700
000	4.1	-	405	95	14	2.7	0.68	-	0.14	2,700	450	900	1,350
000	4.1	-	405	95	14	2.7	0.68	-	0.14	2,700	450	900	1,350
000	1.2	-	117	27	4	0.8	0.20	-	0.04	780	130	260	390
000	1.4	-	144	34	5	1.0	0.24	-	0.05	960	160	320	480
000	1.8	-	180	42	6	1.2	0.30	-	0.06	1,200	200	400	600
000	1.5	-	153	36	5	1.0	0.26	-	0.05	1,020	170	340	510
100	2.4	-	243	57	8	1.6	0.41	-	0.08	1,620	270	540	810
000	3.0	-	297	69	10	2.0	0.50	-	0.10	1,980	330	660	990

※ as of March 1949 Price Level

DECLASSIFIED E.O. 12065 SECTION 3-402/NNDG NO. 115013

□ National Road
○ Prefectural Road
◇ Other Road

A–New Construction
B–Improvement
C–Repair & Rehabilitation
D–Maintenance

19

(Year)

Road No.	Map Sheet No.	Project No.	Priority	From To	Distance (km)	Materia Cement (tons)	Asphalt (tons)	Crushed Rock & Gravel (m³)	Sand (m³)	Lumd (koku
○	CJ-S-37	50-28	C	6-B-3 Tonoshō T.-Sakate V.	9.000	5.3	-	531	124	1
○	CJ-S-37	50-29	〃	〃 Fuchisaki V.-Ōbe V.	6.000	1.2	-	117	27	4
○	CJ-S-37	50-32	〃	〃 Ōbe V.-Kusakabe T.	9.000	3.4	-	342	80	1
○	CJ-S-36 37	50-32-1	〃	〃 Shimokasai V.-Bankawa T.	7.000	1.8	-	180	42	6
○	CJ-S-36	50-32-2	〃	〃 Fuchū V.-Sakamoto V.	10.000	1.2	-	117	27	4
○	CJ-S-36	50-32-3	〃	〃 Nio T.-Shōnai V.	6.000	1.2	-	117	27	4
○	B-S-60 CJ-S-37	50-33	〃	〃 Takamatsu C.-Kawazoe V.	11.440	12.0	36.0	324	195	3
□	CJ-S-36	50-34	〃	〃 Marugame C.-Kotohira T.	12.000	19.0	57.6	518	312	5
□	B-S-60	50-34	〃	〃 Takamatsu C.	0.810	14.0	43.2	387	228	4
○	B-S-60 CJ-S-36	50-35	〃	〃 Takamatsu C.-Kotohira T.	28.000	20.0	79.0	690	420	10
○	CJ-S-37	50-38	〃	〃 Kusakabe T.	0.400	-	7.2	54	33	1
□	CJ-S-37	49-259	〃	〃 Yomizu V.	0.012	-	-	-	-	12
○	CJ-S-37	49-261	〃	〃 Fukue V.	0.021	-	-	-	-	36
○	CJ-S-37	49-262	〃	〃 Tomita V.	0.055	-	-	-	-	69
○	CJ-S-37	49-265	〃	〃 Maeda V.	0.030	-	-	-	-	15
○	CJ-S-36	49-272	〃	〃 Iino V.	0.008	-	-	-	-	12
○	CJ-S-36	49-276	〃	〃 Saida V.	0.015	-	-	-	-	12
○	CJ-S-36	49-277	〃	〃 Saida V.	0.009	-	-	-	-	12
○	CJ-S-36	49-278	〃	〃 Saida V.	0.010	-	-	-	-	12
○	CJ-S-36	49-279	〃	〃 Saida V.	0.009	-	-	-	-	12
○	CJ-S-36	50-39	〃	〃 Kukumiya T.	0.130	-	-	-	-	60
○	CJ-S-36	50-42	〃	〃 Kunita V.	0.020	-	-	-	-	60
○	CJ-S-37	50-42-1	〃	〃 Kawahigashi V.	0.115	-	-	-	-	30
○	CJ-S-37	50-42-2	〃	〃 Yomizu	0.008	-	-	-	-	12
○	CJ-S-37	50-42-3	〃	〃 Maeda V.	0.044	-	-	-	-	99

DECLASSIFIED E.O. 12065 SECTION 3-402/NNDG NO. 115015

CG–Central Government
LG–Local Government

1950
(Year)

Kagawa Pref.
(Prefecture or City)

Materials									Labor	Estimated Cost (¥1000※)		
Cement (tons)	Asphalt (tons)	Crushed Rock & Gravel (m^3)	Sand (m^3)	Lumder (koku)	Gasoline (kl)	Light Oil (kl)	Paint (kg)	Steel (tons)	(man days)	Paid by CG	Paid by LG	Total
5.3	-	531	124	18	3.5	0.89	-	0.18	3,540	590	1,180	1,770
1.2	-	117	27	4	0.8	0.20	-	0.04	780	130	260	390
3.4	-	342	80	11	2.3	0.57	-	0.11	2,280	380	760	1140
1.8	-	180	42	6	1.2	0.30	-	0.06	1,200	200	400	600
1.2	-	117	27	4	0.8	0.20	-	0.04	780	130	260	390
1.2	-	117	27	4	0.8	0.20	-	0.04	780	130	260	390
12.0	36.0	324	195	3	2.0	0.12	-	0.12	4,200	1,000	2,000	3,000
19.0	57.6	518	312	5	9.6	[illegible]	-	0.19	6,720	1,600	3,200	4,800
14.0	43.2	387	228	4	7.2	[illegible]	-	0.14	5,040	1,200	2,400	3,600
20.0	79.0	690	420	10	13.0	[illegible]	-	0.30	9,200	2,200	4,400	6,600
-	7.2	54	33	1	1.2	[illegible]	-	0.02	840	200	400	600
-	-	-	-	12	-	-	-	0.01	160	40	80	120
-	-	-	-	36	-	-	-	0.02	480	120	240	360
-	-	-	-	69	0.1	-	-	0.04	920	230	460	690
-	-	-	-	15	-	-	-	0.01	200	50	100	150
-	-	-	-	12	-	-	-	0.01	160	40	80	120
-	-	-	-	12	-	-	-	0.01	160	40	80	120
-	-	-	-	12	-	-	-	0.01	160	40	80	120
-	-	-	-	12	-	-	-	0.01	160	40	80	120
-	-	-	-	12	-	-	-	0.01	160	40	80	120
-	-	-	-	60	0.1	-	-	0.03	800	200	400	600
-	-	-	-	60	0.1	-	-	0.03	800	200	400	600
-	-	-	-	30	-	-	-	0.02	400	100	200	300
-	-	-	-	12	-	-	-	0.01	160	40	80	120
-	-	-	-	99	0.1	-	-	0.05	1,320	330	660	990

※ as of March 1949 Price Level

DECLASSIFIED E.O. 12065 SECTION 3-402/NNDG NO. 115015

□ National Road
○ Prefectural Road
◇ Other Road

A-New Construction
B-Improvement
C-Repair & Rehabilitation
D-Maintenance

19
(Yea

Road No.	Map Sheet No.	Project No.	Priority		From To	Distance (km)	Materi Cement (tons)	Asphalt (tons)	Crushed Rock & Gravel (m³)	Sand (m³)	Lum (kok
○	CJ-S-36	49-283	C	6-B-3	Kawanishi V.	0.050	20.0	-	130	15	5
○	CJ-S-36	50-44	〃	〃	Shirakata V.	0.030	24.7	-	66	33	9
○	CJ-S-37	50-54-1	〃	6-B-4	Kawaoka V.	0.210	-	-	-	-	9
○	CJ-S-37	50-54-2	〃	〃	Kamiyama V.	0.012	-	-	-	-	3
○	CJ-S-36	50-54-3	〃	〃	Haukami V.	0.011	-	-	-	-	3
○	CJ-S-36	50-54-4	〃	〃	Asa V.	0.011	-	-	-	-	3
24	CJ-S-36	49-234	〃	6-B-3	Wada V.	0.600	70.0	-	230	120	3
○	CJ-S-37	49-240	〃	〃	Yasuda V.	0.250	6.0	-	110	10	-
						~~287.941~~					
	Sum of		C			287.941	153	273	9,755	2,724	1,27
	Sum of		D			0.850	76	-	340	130	3

DECLASSIFIED E.O. 12065 SECTION 3-402/NNDG NO. 115015

CG-Central Government
LG-Local Government

1950 (Year)

Kagawa Pref. (Prefecture or City)

ce)	Materials									Labor	Estimated Cost (¥1000※)		
	Cement (tons)	Asphalt (tons)	Crushed Rock & Gravel (m³)	Sand (m³)	Lumder (koku)	Gasoline (kl)	Light Oil (kl)	Paint (kg)	Steel (tons)	(man days)	Paid by CG	Paid by LG	Total
50	20.0	–	130	15	50	0.8	–	–	3.20	5,400	2,000	2,000	4,000
30	24.7	–	66	33	99	1.7	–	–	6.60	3,300	1,250	1,250	2,500
10	–	–	–	–	90	0.1	–	–	0.05	1,200	300	600	900
12	–	–	–	–	30	–	–	–	0.02	400	100	200	300
11	–	–	–	–	30	–	–	–	0.02	400	100	200	300
11	–	–	–	–	30	–	–	–	0.02	400	100	200	300
00	70.0	–	230	120	30	0.7	–	–	0.40	15,600	2330	4660	6,990
50	6.0	–	110	10	–	0.2	–	–	–	1,120	200	400	600
47													
44	153	223	9,755	2,724	1,278	81	12	–	13	88,781	21,650	33,450	55,100
50	76	–	340	130	30	1	–	–	–	16,720	2,530	5,060	7,590

※ as of March 1949 Price Level

DECLASSIFIED E.O. 12065 SECTION 3-402/NNDG NO. 115013

□ National Road
○ Prefectural Road
◇ Other Road

A-New Construction
B-Improvement
C-Repair & Rehabilitation
D-Maintenance

Road No.	Map Sheet No.	Project No.	Priority		From To	Distance (km)	Mate Cement (tons)	Asphalt (tons)	Crushed Rock & Gravel (m³)	Sand (m³)	Lu (ko
◇	C-36 5-36	6002	D	6-84	OKADA T	2,500 m	2				3
1	5-37	6005	"	"	FUKUEI T	4000					
9	5-37	6011	"	"	SHIOE T	3,000	2				4
					Total	9,500	4				7

DECLASSIFIED E.O. 12065 SECTION 3-402/NNDG NO. 11501S

1950
(Year)

CG-Central Government
LG-Local Government

KAGAWA
(Prefecture or City)

Distance (km) m	Materials: Cement (tons)	Asphalt (tons)	Crushed Rock & Gravel (m^3)	Sand (m^3)	Lumder (koku)	Gasoline (kl)	Light Oil (kl)	Paint (kg)	Steel (tons)	Labor (man days)	Estimated Cost (¥1000※): Paid by CG	Paid by LG	Total
2,500	2				30				0.1	300	120		120
2,600										400	80		80
3,000	2				40				0.1	400	120		120
1,500	1				70				0.2	1100	320		320

※ as of March 1949 Price Level

DECLASSIFIED E.O. 12065 SECTION 3-402/NNDG NO. 175015

F-491

○

□ National Road
○ Prefectural Road
◇ Other Road

A–New Construction
B–Improvement
C–Repair & Rehabilitation
D–Maintenance

1950 Fiscal Year Program of Roa
Kochi Prefe
(Ye

Road No.	Map Sheet No.	Project No.	Priority		From To	Distance (km)	Mate				
							Cement (tons)	Asphalt (tons)	Crushed Rock & Gravel (m³)	Sand (m³)	Lu (ko
			A	6-B-1		26,730	154	–	1,315	316	7
				6-B-2		–	–	–	–	–	
				6-B-3		–	–	–	–	–	
				6-B-4		–	–	–	–	–	
				Sum		26,730	154	–	1,315	316	7
			B	6-B-1		46,890	224	–	4,750	459	3
				6-B-2		0,600	20	–	850	57	
				6-B-3		0,420	228	–	525	265	2
				6-B-4		–	–	–	–	–	
				Sum		47,910	472	–	6,125	781	4
			C	6-B-1		66,491	19	–	1,917	446	2
				6-B-2		9,417	207	51	1,263	590	1
				6-B-3		209,589	177	39	7,134	1,825	9
				6-B-4		–	–	–	–	–	
				Sum		285,497	403	90	10,314	2,861	2,4
			D	6-B-1		17,300	36	–	194	62	1
				6-B-2		–	–	–	–	–	
				6-B-3		0,410	–	–	–	–	
				6-B-4		–	–	–	–	–	
				Sum		17,710	36	–	194	62	1
				Total		377,847	1,065	90	17,948	4,020	23

DECLASSIFIED E.O. 12065 SECTION 3-402/NNDG NO. 115013

CORRECTION

THIS DOCUMENT

HAS BEEN REPHOTOGRAPHED

TO ASSURE LEGIBILITY

DECLASSIFIED E.O. 12065 SECTION 3-402/NNDG NO. 175013

F-491

□ National Road
○ Prefectural Road
◇ Other Road

A–New Construction
B–Improvement
C–Repair & Rehabilitation
D–Maintenance

1950 Fiscal Year Program of Ro
Kochi Pre
(Y

Road No.	Map Sheet No.	Project No.	Priority	From To	Distance (km)	Mate Cement (tons)	Asphalt (tons)	Crushed Rock & Gravel (m³)	Sand (m³)	Lu (k
			A 6-B-1		26,730	154	—	1,315	316	7
			6-B-2		—	—	—	—	—	
			6-B-3		—	—	—	—	—	
			6-B-4		—	—	—	—	—	
			Sum		26,730	154	—	1,315	316	7
			B 6-B-1		46,890	224	—	4,750	459	3
			6-B-2		0,600	20	—	850	57	
			6-B-3		0,420	228	—	525	265	2
			6-B-4		—	—	—	—	—	
			Sum		47,910	472	—	6,125	781	4
			C 6-B-1		66,491	19	—	1,917	446	2
			6-B-2		9,417	207	51	1,263	590	1
			6-B-3		209,589	177	39	7,134	1,825	9
			6-B-4		—	—	—	—	—	
			Sum		285,497	403	90	10,314	2,861	2
			D 6-B-1		17,300	36	—	194	62	
			6-B-2		—	—	—	—	—	
			6-B-3		0,410	—	—	—	—	
			6-B-4		—	—	—	—	—	
			Sum		17,710	36	—	194	62	
			Total		377,847	1,065	90	17,948	4,020	2

DECLASSIFIED E.O. 12065 SECTION 3-402/NNDG NO. 115013

SHIKOKU

CG–Central Government
LG–Local Government

Fiscal Year Program of Roads and Streets

Kochi Pref
(Year)

(Prefecture or City)

Materials										Labor	Estimated Cost (¥1000※)		
Cement (tons)	Asphalt (tons)	Crushed Rock & Gravel (m³)	Sand (m³)	Lumder (koku)	Gasoline (kl)	Light Oil (kl)	Paint (kg)	Steel (tons)		(man days)	Paid by CG	Paid by LG	Total
154	–	1,315	316	751	1	–	–	6		14,391	19,027	17,799	36,826
–	–	–	–	–	–	–	–	–		–	–	–	–
–	–	–	–	–	–	–	–	–		–	–	–	–
–	–	–	–	–	–	–	–	–		–	–	–	–
154	–	1,315	316	751	1	–	–	6		14,391	19,027	17,799	36,826
224	–	4,950	459	3,872	9	–	–	7		73,950	21,052	5,400	26,452
20	–	850	57	–	1	–	–	–		6,640	2,100	2,100	4,200
228	–	525	265	205	7	–	–	31		26,750	7,250	7,250	14,500
–	–	–	–	–	–	–	–	–		–	–	–	–
472	–	6,125	781	4,077	17	–	–	38		107,340	30,402	14,750	45,152
19	–	1,917	446	256	13	3	–	1		15,352	2,773	5,546	8,319
207	51	1,263	590	1,163	13	–	–	2		16,230	4,420	5,840	10,260
177	39	7,134	1,825	985	54	11	–	16		65,037	13,067	23,434	36,501
–	–	–	–	–	–	–	–	–		–	–	–	–
403	90	10,314	2,861	2,404	80	14	–	19		96,619	20,260	34,820	55,080
36	–	194	62	160	–	–	–	1		8,210	1,450	1,600	3,050
–	–	–	–	–	–	–	–	–		–	–	–	–
–	–	–	–	–	–	–	1,079	–		2,940	490	980	1,470
–	–	–	–	–	–	–	–	–		–	–	–	–
36	–	194	62	160	–	–	1,079	1		11,150	1,940	2,580	4,520
1,065	90	17,948	4,020	2,392	98	14	1,079	64		356,500	71,629	69,749	141,578

※ as of March 1949 Price Level

DECLASSIFIED E.O. 12065 SECTION 3-402/NNDG NO. 175013

□ National Road
○ Prefectural Road
◇ Other Road

A–New Construction
B–Improvement
C–Repair & Rehabilitation
D–Maintenance

195(
(Yea

Road No.	Map Sheet No.	Project No.	Priority	From To	Distance (km)	Materi				
						Cement (tons)	Asphalt (tons)	Crushed Rock & Gravel (m³)	Sand (m³)	Lum (kok
○	CJ-S-48	49-10	C 6-B-1	Gomen T.–Yamada T.	3.000	1.1	–	108	25	4
○	CJ-S-48	49-11	〃 〃	Yamada T.–Makiyama T.	7.000	2.2	–	216	50	7
○	CJ-S-58	49-14	〃 〃	Shimokawaguchi T.–Kozukushi T.	6.000	1.2	–	117	27	4
○	CJ-S-48	50-4	〃 〃	Ōsuzi T.	6.000	1.0	–	99	23	3
○	CJ-S-48	50-5	〃 〃	Motoyama T.–Ōsuzi T.	6.000	3.6	–	360	84	12
○	CJ-S-48	50-8	〃 〃	Kamiyakawa T.–Ino T.	20.000	3.6	–	360	84	12
○	CJ-S-48	50-9	〃 〃	Kamiyakawa T.–Kochi C.	6.000	1.0	–	99	23	3
○	CJ-S-58	50-13	〃 〃	Kozukushi T.–Sukumo T.	6.000	1.0	–	99	23	3
○	CJ-S-58	50-15	〃 〃	Shimizu T.–Shimokawaguchi T.	6.000	1.0	–	99	23	3
○	CJ-S-47 58	50-29-1	〃 〃	Hajikami T.	0.230	1.8	–	180	42	6
○	CJ-S-58	50-29-2	〃 〃	Ōkawasuji T.	0.100	1.8	–	180	42	6
○	CJ-S-48	49-23	〃 〃	Betsuri T.	0.078	–	–	–	–	10
○	CJ-S-48	49-27	〃 〃	Higashitsuno T.	0.018	–	–	–	–	1
○	CJ-S-48	49-34	〃 〃	Shinkai T.	0.030	–	–	–	–	2
○	CJ-S-58	49-37	〃 〃	Shimizu T.	0.016	–	–	–	–	1
○	CJ-S-58	49-38	〃 〃	Tsukinada T.	0.019	–	–	–	–	2
○	B-S-77	49-722	〃 6-B-2	Kōchi C.	1.300	–	7.2	54	33	
23	B-S-77	49-724	〃 〃	Kōchi C.	3.100	7.0	21.6	192	115	2
○	B-S-62	50-19	〃 〃	Kōchi C.	0.500	–	5.0	38	23	–
◇	B-S-62	50-21	〃 〃	Kōchi C.	0.857	–	5.7	43	26	–
◇	B-S-62	50-24	〃 〃	Kōchi C.	0.934	–	5.7	43	26	–
◇	B-S-62	50-26	〃 〃	Kōchi C.	0.726	–	5.7	43	26	–
○	CJ-S-48 49	49-792	〃 6-B-3	Gomen T.–Muroto T.	16.000	6.3	–	630	147	2
23	CJ-S-48	49-793	〃 〃	Kōchi C.–Nishitoyonaza T.	30.000	9.5	–	945	221	3
23	CJ-S-48	49-794	〃 〃	Kōchi C.–Nanogawa T.	30.000	9.9	–	990	231	3

DECLASSIFIED E.O. 12065 SECTION 3-402/NNDG NO. 175013

CG-Central Government
LG-Local Government

1950 (Year)

Kōchi Pref. (Prefecture or City)

ance m)	Materials									Labor	Estimated Cost (¥1000※)		
	Cement (tons)	Asphalt (tons)	Crushed Rock & Gravel (m^3)	Sand (m^3)	Lumder (koku)	Gasoline (kl)	Light Oil (kl)	Paint (kg)	Steel (tons)	(man days)	Paid by CG	Paid by LG	Total
000	1.1	–	108	25	4	0.7	0.18	–	0.04	720	120	240	360
000	2.2	–	216	50	7	1.4	0.36	–	0.07	1,440	240	480	720
6.000	1.2	–	117	27	4	0.8	0.20	–	0.04	780	130	260	390
000	1.0	–	99	23	3	0.7	0.17	–	0.03	660	110	220	330
000	3.6	–	360	84	12	2.4	0.60	–	0.12	2,400	400	800	1,200
000	3.6	–	360	84	12	2.4	0.60	–	0.12	2,400	400	800	1,200
6.000	1.0	–	99	23	3	0.7	0.17	–	0.03	660	110	220	330
6.000	1.0	–	99	23	3	0.7	0.17	–	0.03	660	110	220	330
6.000	1.0	–	99	23	3	0.7	0.17	–	0.03	660	110	220	330
230	1.8	–	180	42	6	1.2	0.30	–	0.06	1,200	200	400	600
100	1.8	–	180	42	6	1.2	0.30	–	0.06	1,200	200	400	600
078	–	–	–	–	105	0.1	–	–	0.05	1,404	351	702	1,053
018	–	–	–	–	19	–	–	–	0.01	256	64	128	192
030	–	–	–	–	27	–	–	–	0.01	360	90	180	270
016	–	–	–	–	19	–	–	–	0.01	248	62	124	186
019	–	–	–	–	23	–	–	–	0.01	304	76	152	228
300	–	7.2	54	33	1	1.2	–	–	0.02	840	200	400	600
100	7.0	21.6	192	115	2	3.6	–	–	0.07	2,520	600	1,200	1,800
500	–	5.0	38	23	–	0.8	–	–	0.02	560	140	280	420
857	–	5.7	43	26	–	0.9	–	–	0.02	670	160	320	480
934	–	5.7	43	26	–	0.9	–	–	0.02	670	160	320	480
726	–	5.7	43	26	–	0.9	–	–	0.02	670	160	320	480
000	6.3	–	630	147	21	4.2	1.05	–	0.21	4,200	700	1,400	2,100
0.000	9.5	–	945	221	32	6.3	1.58	–	0.32	6,300	1,050	2,100	3,150
0.000	9.9	–	990	231	33	6.6	1.65	–	0.33	6,600	1,100	2,200	3,300

※ as of March 1949 Price Level

DECLASSIFIED E.O. 12065 SECTION 3-402/NNDG NO. 175013

□ National Road
○ Prefectural Road
◇ Other Road

A-New Construction
B-Improvement
C-Repair & Rehabilitation
D-Maintenance

19
(Yea

Road No.	Map Sheet No.	Project No.	Priority	From To	Distance (km)	Materi				
						Cement (tons)	Asphalt (tons)	Crushed Rock & Gravel (m³)	Sand (m³)	Lum (kok
○	CJ-S-48	49-795	C	6-B-3 Kōchi C.- Kure T.	20.000	8.3	–	828	193	2
○	CJ-S-47/48	49-796	〃	〃 Kure T.-Taishō T.	12.000	3.6	–	360	84	1
○	CJ-S-47/58/48	49-797	〃	〃 Saga T.-Nakamura T.	20.000	5.5	–	540	126	1
○	CJ-S-58	49-798	〃	〃 Nakamura T.-Sukumo T.	6.000	1.8	–	180	42	
○	CJ-S-48	49-799	〃	〃 Kōchi C.	2.000	0.6	–	63	15	2
○	CJ-S-48	49-800	〃	〃 Kōchi C.- Nishibun V.	2.000	0.7	–	72	17	2
○	CJ-S-48	49-801	〃	〃 Kōchi C.- Yokohama V.	4.600	1.0	–	99	23	3
○	CJ-S-47/48	49-802	〃	〃 Susaki V.- Yusuhara V.	15.000	4.5	–	450	105	15
○	CJ-S-49	50-30	〃	〃 Muroto V.-Kannoura T.	16.000	6.3	–	630	147	2
○	CJ-S-47	50-31	〃	〃 Egawasaki V.-Taisho T.	10.000	3.2	–	315	74	1
○	CJ-S-47/58	50-32	〃	〃 Nakamura T.-Egawasaki V.	15.000	4.5	–	450	105	15
○	CJ-S-58	50-33	〃	〃 Sukumo T.	3.000	1.1	–	108	25	4
○	B-S-77/CJ-S-48	49-805	〃	〃 Kōchi C.- Gomen T.	7.000	9.0	28.8	256	152	2
○	B-S-77	49-806	〃	〃 Kōchi C.	0.640	3.0	9.7	87	53	1
○	CJ-S-48	49-809	〃	〃 Tonami V.	0.020	–	–	–	–	29
○	CJ-S-48	49-814	〃	〃 Shimohanyama V.	0.014	–	–	–	–	21
○	CJ-S-47	49-818	〃	〃 Okawasuji V.	0.019	–	–	–	–	23
○	CJ-S-48	50-36	〃	〃 Kōchi C.	0.021	–	–	–	–	34
○	CJ-S-48	50-37	〃	〃 Kamo V.	0.017	–	–	–	–	31
○	CJ-S-48	50-38	〃	〃 Osaki V.	0.071	–	–	–	–	79
○	CJ-S-48	50-39	〃	〃 Kure T.	0.083	–	–	–	–	251
○	CJ-S-47	50-41	〃	〃 Taisho T.	0.018	–	–	–	–	45
○	CJ-S-48	50-41-1	〃	〃 Agi T.	0.030	–	–	–	–	54
○	CJ-S-48	50-42	〃	〃 Akaoka T.	0.028	23.0	–	61	30	92
○	CJ-S-48	52-54	〃	〃 Ōsato V.	0.028	25.0	–	70	35	100

DECLASSIFIED E.O. 12065 SECTION 3-402/NNDG NO. 175013

CG-Central Government
LG-Local Government

1950 (Year)

Kōchi Pref. (Prefecture or City)

ce)	Materials									Labor	Estimated Cost (¥1000※)		
	Cement (tons)	Asphalt (tons)	Crushed Rock & Gravel (m^3)	Sand (m^3)	Lumder (koku)	Gasoline (kl)	Light Oil (kl)	Paint (kg)	Steel (tons)	(man days)	Paid by CG	Paid by LG	Total
00	8.3	–	828	193	28	5.5	1.38	–	0.28	5,520	920	1,840	2,760
00	3.6	–	360	84	12	2.4	0.60	–	0.12	2,400	400	800	1,200
00	5.5	–	540	126	18	3.6	0.90	–	0.18	3,600	600	1,200	1,800
00	1.8	–	180	42	6	1.2	0.30	–	0.06	1,200	200	400	600
00	0.6	–	63	15	2	0.4	0.11	–	0.02	420	70	140	210
00	0.7	–	72	17	2	0.5	0.12	–	0.02	480	80	160	240
00	1.0	–	99	23	3	0.7	0.17	–	0.03	660	110	220	330
00	4.5	–	450	105	15	3.0	0.75	–	0.15	3,000	500	1,000	1,500
00	6.3	–	630	147	21	4.2	1.05	–	0.21	4,200	700	1,400	2,100
00	3.2	–	315	74	11	2.1	0.53	–	0.11	2,100	350	700	1,050
00	4.5	–	450	105	15	3.0	0.25	–	0.15	3,000	500	1,000	1,500
00	1.1	–	108	25	4	0.7	0.18	–	0.04	720	120	240	360
00	9.0	28.8	256	152	2	4.8	–	–	0.10	2,360	800	1,600	2,400
40	3.0	9.7	87	53	1	1.6	–	–	0.03	1,130	280	560	840
20	–	–	–	–	29	–	–	–	0.01	384	96	192	288
14	–	–	–	–	21	–	–	–	0.01	284	71	142	213
19	–	–	–	–	23	–	–	–	0.01	304	76	152	228
21	–	–	–	–	34	–	–	–	0.02	448	112	224	336
17	–	–	–	–	31	–	–	–	0.02	408	102	204	306
71	–	–	–	–	79	0.1	–	–	0.04	1,052	263	526	789
83	–	–	–	–	251	0.3	–	–	0.13	3,347	837	1,674	2,511
18	–	–	–	–	45	0.1	–	–	0.02	600	150	300	450
30	–	–	–	–	54	0.1	–	–	0.03	720	180	360	540
28	23.0	–	61	30	92	1.5	–	–	6.16	~~4,150~~ 4,600	1,150	1,150	2,300
28	25.0	–	70	35	100	1.8	–	–	7.00	4,000	1,550	1,550	3,100

※ as of March 1949 Price Level

DECLASSIFIED E.O. 12065 SECTION 3-402/NNDG NO. 175013

□ National Road
○ Prefectural Road
◇ Other Road

A-New Construction
B-Improvement
C-Repair & Rehabilitation
D-Maintenance

1,950
(Year)

Road No.	Map Sheet No.	Project No.	Priority	From To	Distance (km)	Material: Cement (tons)	Asphalt (tons)	Crushed Rock & Gravel (m³)	Sand (m³)	Lumde (koku)
○	CJ-S-48 50-161	D	6-B-1	Higashitoyonaga T.	0.200	30.0	—	170	50	—
22	CJ-S-48 49-781	"	6B-3	Inō T.	0.303	—	—	—	—	—
23	CJ-S-48 49-783	"	"	Ōsugi T.	0.107	—	—	—	—	—
	Sum of C.				283.497	203	90	9.464	2520	1,24
	Sum of D.				0.610	30	—	170	50	—

DECLASSIFIED E.O. 12065 SECTION 3-402/NNDG NO. 775013

CG-Central Government
LG-Local Government

1,950
(Year)

Kōchi Pref.
(Prefecture or City)

...ce	Materials									Labor	Estimated Cost (¥1000※)		
	Cement (tons)	Asphalt (tons)	Crushed Rock & Gravel (m³)	Sand (m³)	Lumder (koku)	Gasoline (kl)	Light Oil (kl)	Paint (kg)	Steel (tons)	(man days)	Paid by CG	Paid by LG	Total
...0	30.0	—	170	50	—	0.4	—	—	—	6,230	800	1,600	2,400
...3	—	—	—	—	—	—	—	882	—	2,370	395	790	1,185
...7	—	—	—	—	—	—	—	197	—	570	95	190	285
...7	203	90	9,464	2,520	1,244	75	14	—	17	86,319	17,260	31,820	49,080
...0	30	—	170	50	—	—	—	1,079	—	9,170	1,290	2,580	3,870

※ as of March 1949 Price Level

DECLASSIFIED E.O. 12065 SECTION 3-402/NNDG NO. 175013

□ National Road
○ Prefectural Road
◇ Other Road

A-New Construction
B-Improvement
C-Repair & Rehabilitation
D-Maintenance

1950
(Year)

Road No.	Map Sheet No.	Project No.	Priority		From To	Distance (km)	Materials				
							Cement (tons)	Asphalt (tons)	Crushed Rock & Gravel (m³)	Sand (m³)	Lumder (koku)
◇	C.J 5~48	6.007	D	6~B~1	TOMIOKA .V	5.600					
"	5~48	6.010	"	"	Ō NO MI .V	5.300	4		16	8	100
"	5~48	6.017	"	"	TAI SYO T	6.200	2		8	4	60
					total	17.100	6		24	12	160

DECLASSIFIED E.O. 12065 SECTION 3-402/NNDG NO. 175013

1950
(Year)

CG–Central Government
LG–Local Government

KŌ TI
(Prefecture or City)

ance m)	Materials									Labor	Estimated Cost (¥1000※)		
	Cement (tons)	Asphalt (tons)	Crushed Rock & Gravel (m^3)	Sand (m^3)	Lumder (koku)	Gasoline (kl)	Light Oil (kl)	Paint (kg)	Steel (tons)	(man days)	Paid by CG	Paid by LG	Total
500										580	120		120
300	4		16	8	100				0.5	800	280		280
200	2		8	4	60				0.3	600	250		250
100	6		24	12	160				0.8	1.980	650		650

※ as of March 1949 Price Level

DECLASSIFIED E.O. 12065 SECTION 3-402/NNDG NO. 175813

□ National Road
○ Prefectural Road
◇ Other Road

A–New Construction
B–Improvement
C–Repair & Rehabilitation
D–Maintenance

1950 Fiscal Year Program of Road
Tokushima Pr
(Yea

Road No.	Map Sheet No.	Project No.	Priority		From To	Distance (km)	Materi Cement (tons)	Asphalt (tons)	Crushed Rock & Gravel (m^3)	Sand (m^3)	Lum (kok
			A	6-B-1		17.967	99	–	448	192	34
				6-B-2		–	–	–	–	–	–
				6-B-3		–	–	–	–	–	–
				6-B-4		–	–	–	–	–	–
				Sum		17.967	99	–	448	192	34
			B	6-B-1		4.190	294	–	3,368	547	1.264
				6-B-2		–	–	–	–	–	–
				6-B-3		1.490	55	–	1.307	111	237
				6-B-4		–	–	–	–	–	–
				Sum		5.660	349	–	4,675	658	1.501
			C	6-B-1		251.619	137	–	5,130	1.256	881
				6-B-2		14.261	336	126	5.783	1.077	932
				6-B-3		153.072	183	43	5,166	1,416	378
				6-B-4		–	–	–	–	–	–
				Sum		418.952	656	169	16.079	3.749	2.191
			D	6-B-1		0.967	105	–	1.580	180	10
				6-B-2		0,188	–	–	–	–	–
				6-B-3		–	–	–	–	–	–
				6-B-4		–	–	–	–	–	–
				Sum		1.655	105	–	1.580	180	10
				Total		444.234	1.209	169	22.782	4779	4043

DECLASSIFIED E.O. 12065 SECTION 3-402/NNDG NO. 175013

Rad on 12 Jan 50

SHIKOKU

CG-Central Government
LG-Local Government

Fiscal Year Program of Roads and Streets

Tokushima Pref
(Year)

(Prefecture or City)

Distance (km)	Materials									Labor	Estimated Cost (¥1000※)		
	Cement (tons)	Asphalt (tons)	Crushed Rock & Gravel (m^3)	Sand (m^3)	Lumder (koku)	Gasoline (kl)	Light Oil (kl)	Paint (kg)	Steel (tons)	(man days)	Paid by CG	Paid by LG	Total
967	99	-	448	192	341	2	4	-	8	85,158	12,965	13,635	26,600
-	-	-	-	-	-	-	-	-	-	-	-	-	-
-	-	-	-	-	-	-	-	-	-	-	-	-	-
-	-	-	-	-	-	-	-	-	-	-	-	-	-
967	99	-	448	192	341	2	4	-	8	85,158	12965	13,635	26,600
770	294	-	3,368	547	1,264	26	3	1,150	235	81,960	21,150	21,150	42,300
-	-	-	-	-	-	-	-	-	-	-	-	-	-
490	55	-	1,307	111	237	3	-	-	6	24,560	5,250	5,250	10,500
-	-	-	-	-	-	-	-	-	-	-	-	-	-
160	349	-	4,675	658	1,501	29	3	1,150	241	106,320	26,400	26,400	52,800
619	137	-	5,130	1,256	881	35	9	-	6	45,580	9,270	16,690	25,960
261	336	126	5,783	1,077	932	26	-	-	13	44,520	8,500	13,000	21,500
072	183	43	5,166	1,416	378	39	8	-	9	40,520	8,110	14,470	22,580
-	-	-	-	-	-	-	-	-	-	-	-	-	-
952	656	169	16,079	3,749	2,191	100	17	-	28	130,620	25,880	44,160	70,040
767	105	-	1,580	180	10	-	-	232	1	2,220	1,534	3,040	4,574
188	-	-	-	-	-	-	-	1004	-	2,820	470	940	1,410
-	-	-	-	-	-	-	-	-	-	-	-	-	-
-	-	-	-	-	-	-	-	-	-	-	-	-	-
155	105	-	1,580	180	10	-	-	1236	1	5,040	2,004	3,980	5,984
234	1,209	169	22,782	4,779	4,043	131	24	2,386	278	327,138	67,249	88,175	155,424

※ as of March 1949 Price Level

DECLASSIFIED E.O. 12065 SECTION 3-402/NNDG NO. 17503

□ National Road
○ Prefectural Road
◇ Other Road

A-New Construction
B-Improvement
C-Repair & Rehabilitation
D-Maintenance

19
(Year

Materia

Road No.	Map Sheet No.	Project No.		Priority	From To	Distance (km)	Cement (tons)	Asphalt (tons)	Crushed Rock & Gravel (m³)	Sand (m³)	Lume (koku
○	CJ-S-49	49-33	C	6-B-1	KawaKamiV.-MiyahamaV.	60,000	10.8	-	1,080	252	3
○	CJ-S-37	49-35	〃	〃	TokushimaC.-AnoV.	5,000	0.9	-	90	21	
○	CJ-S-37 49	49-36	〃	〃	IshiiT.-KamibunKamiyamaV.	30,000	2.7	-	270	63	
○	CJ-S-49	49-37	〃	〃	TokushimaC.-JinryōV.	15,000	1.4	-	135	32	
○	CJ-S-49	49-39	〃	〃	KitoV.-HinoyaV.	40,000	16.2	-	1,620	378	5
○	CJ-S-49	49-40	〃	〃	TomookuT.-KawakamiV.	15,000	1.4	-	135	32	
○	CJ-S-49	49-42	〃	〃	AmabukiT.-KiyahiraV.	20,000	3.6	-	360	84	1
○	CJ-S-37 49	49-43	〃	〃	SadamitsuT.-IchiuV.	15,000	1.4	-	135	32	
○	CJ-S-49	49-44	〃	〃	MinawaV.-HigashiiyayamaV.	30,000	4.5	-	450	105	1
○	CJ-S-49	49-46	〃	〃	SawataniV.-MiyahamaV.	10,000	0.9	-	90	21	
○	CJ-S-37	50-7	〃	〃	KitajimaT.-ŌtsuV.	6,000	0.9	-	90	21	
○	CJ-S-37	50-10-1	〃	〃	YamaguchiT.-MikamiV.	5,000	4.5	-	450	105	1
○	CJ-S-49	50-16	〃	〃	NakakitōV.	0,055	-	-	-	-	8
○	CJ-S-49	50-17	〃	〃	MiyahamaV.	0,080	-	-	-	-	7
○	CJ-S-49	50-18	〃	〃	KawakamiV.	0,047	-	-	-	-	6
○	CJ-S-37	50-19-1	〃	〃	HandaT.	0,030	-	-	-	-	2
○	CJ-S-49	50-19-2	〃	〃	FukuharaV.	0,008	-	-	-	-	1
○	CJ-S-49	50-19-3	〃	〃	KamikitōV.	0,032	-	-	-	-	4
○	CJ-S-49	50-19-4	〃	〃	NakakitōV.	0,012	-	-	-	-	1
○	CJ-S-49	50-19-5	〃	〃	TomiokaT.	0,066	-	-	-	-	6
○	CJ-S-37	50-19-6	〃	〃	ŌmataV.	0.184	-	-	-	-	2
○	CJ-S-49	50-19-7	〃	〃	KiyahiraV.	0,020	-	-	-	-	3
○	CJ-S-37	50-19-8	〃	〃	IsawaT.	0.060	-	-	-	-	6
○	CJ-S-49	50-25	〃	〃	IchiuV.	0.025	875	-	225	113	1
◇	BS-76	49-664	〃	6-B-2	TokuShimaC.	0.325	-	3.6	27	17	

DECLASSIFIED E.O. 12065 SECTION 3-402/NNDG NO. 175013

CG–Central Government
LG–Local Government

1950
(Year)

Tokushima Pref
(Prefecture or City)

ce)	Materials									Labor	Estimated Cost (¥1000※)		
	Cement (tons)	Asphalt (tons)	Crushed Rock & Gravel (m^3)	Sand (m^3)	Lumder (koku)	Gasoline (kl)	Light Oil (kl)	Paint (kg)	Steel (tons)	(man days)	Paid by CG	Paid by LG	Total
00	10.8	–	1,080	252	36	7.2	1.80	–	0.36	7,200	1,200	2,400	3,600
00	0.9	–	90	21	3	0.6	0.15	–	0.03	600	100	200	300
00	2.7	–	270	63	9	1.8	0.45	–	0.09	1,800	300	600	900
00	1.4	–	135	32	5	0.9	0.23	–	0.05	900	150	300	450
00	16.2	–	1,620	378	54	10.8	2.70	–	0.54	10,800	1,800	3,600	5,400
00	1.4	–	135	32	5	0.9	0.23	–	0.05	900	150	300	450
00	3.6	–	360	84	12	2.4	0.60	–	0.12	2,400	400	800	1,200
00	1.4	–	135	32	5	0.9	0.23	–	0.05	900	150	300	450
00	4.5	–	450	105	15	3.0	0.75	–	0.15	3,000	500	1,000	1,500
00	0.9	–	90	21	3	0.6	0.15	–	0.03	600	100	200	300
00	4.5	–	450	105	15	3.0	0.75	–	0.15	3,000	500	1,000	1,500
35	–	–	–	–	84	0.1	–	–	0.04	1,120	280	560	840
30	–	–	–	–	78	0.1	–	–	0.04	1,040	260	520	780
47	–	–	–	–	60	0.1	–	–	0.03	800	200	400	600
30	–	–	–	–	21	–	–	–	0.01	280	70	140	210
08	–	–	–	–	15	–	–	–	0.01	200	50	100	150
32	–	–	–	–	48	0.1	–	–	0.02	640	160	320	480
12	–	–	–	–	15	–	–	–	0.01	200	50	100	150
56	–	–	–	–	60	0.1	–	–	0.03	800	200	400	600
24	–	–	–	–	96	0.1	–	–	0.05	1,280	320	640	960
80	–	–	–	–	30	–	–	–	0.02	400	100	200	300
60	–	–	–	–	84	0.1	–	–	0.04	1,120	280	560	840
25	875	–	225	113	125	1.0	–	–	4.50	5,000	1,850	1,850	3700
25	–	3.6	27	17	–	0.6	–	–	0.01	420	100	200	300

※ as of March 1949 Price Level

DECLASSIFIED E.O. 12065 SECTION 3-402/NNDG NO. 17503

□ National Road
○ Prefectural Road
◇ Other Road

A-New Construction
B-Improvement
C-Repair & Rehabilitation
D-Maintenance

19
(Ye

Road No.	Map Sheet No.	Project No.	Priority		From To	Distance (km)	Mater Cement (tons)	Asphalt (tons)	Crushed Rock & Gravel (m³)	Sand (m³)	Lum (ko
22	B-S-61	49-720 50-51	C	6-B-2	Tokushima C.	4.000	3.0	10.8	81	50	
21	B-S-61	50-48 50-49	〃	〃	Tokushima C.	6.000	4.5	14.4	108	66	
◇	B-S-61	50-57	〃	〃	Tokushima C.	0.360	—	3.6	27	17	
○	B-S-61	50-58	〃	〃	Tokushima C.	0.210	22.0	68.4	513	314	
21	CJ-S-37	51-70	〃	〃	Naruto C.	1.000	156.0	—	702	351	
○	B-S-61	50-59	〃	〃	Tokushima C.	0.056	—	—	—	—	
○	CJ-S-37	49-34	〃	6-B-3	Horie V.-Samachi V.	15.000	5.9	—	585	137	
○	CJ-S-36 37	49-712	〃	〃	Tokushima C.-Ikeda T.	20.000	8.3	—	828	193	
22	CJ-S-37	49-713	〃	〃	Tokushima C.-Sakanishi T.	21.700	6.3	—	630	147	
○	CJ-S-37 46	49-714	〃	〃	Komatsujima T.-Shishiku T.	30.000	13.1	—	1.305	305	
23	CJ-S-36 48	49-715	〃	〃	Hashikura V.-Sanmyo V.	20.400	4.5	—	450	105	
○	CJ-S-36	49-716	〃	〃	Samachi V.	15.000	2.3	—	225	53	
21	CJ-S-37	49-717	〃	〃	Ōjin V.-Naruto C.	14.900	4.1	—	405	95	
○	CJ-S-37	49-718	〃	〃	Anabuki T.-Ehara T.	6.000	0.9	—	90	21	
○	B-S-76 CJ-S-37	49-721 50-50	〃	〃	Tokushima C.-Komatsujima T.	5.000	4.5	14.4	108	66	
○	B-S-76 CJ-S-37	49-723 50-52	〃	〃	Tokushima C.-Kamojima T.	4.900	7.0	21.6	162	99	
○	CJ-S-37 CJ-S-49	50-69	〃	〃	Komatsujima T.-Tomioka T.	1.110	—	7.2	54	33	
22	CJ-S-37	50-74-1	〃	〃	Itanishi T.	0.012	—	—	—		
○	CJ-S-36	51-90	〃	〃	Samachi V.	0.020	—	—	—		
21	CJ-S-37	49-746	〃	〃	Ōtsu V.	0.018	75.6	—	194	97	
23	CJ-S-48	49-747	〃	〃	Mina V.	0.012	50.4	—	130	65	
○	CJ-S-37	49-3	D	6-B-1	Kawano V.	0.107	—	—	—	—	
○	CJ-S-39	49-13	〃	〃	Kuchiyama V.	0.160	69.0	—	700	100	
○	CJ-S-37	49-18	〃	〃	Ano V.	0.100	20.0	—	280	40	
○	CJ-S-37	49-22	〃	〃	Kitanada V.	0.100	25.0	—	600	40	

DECLASSIFIED E.O. 12065 SECTION 3-402/NNDG NO. 175013

CG-Central Government
LG-Local Government

1950
(Year)

Tokushima Pref
(Prefecture or City)

Materials									Labor	Estimated Cost (¥1000※)		
Cement (tons)	Asphalt (tons)	Crushed Rock & Gravel (m^3)	Sand (m^3)	Lumder (koku)	Gasoline (kl)	Light Oil (kl)	Paint (kg)	Steel (tons)	(man days)	Paid by CG	Paid by LG	Total
3.0	10.8	81	50	1	1.8	–	–	0.04	1,266	300	600	900
4.5	14.4	108	66	1	2.4	–	–	0.05	1,680	400	800	1,200
–	3.6	27	17	–	0.6	–	–	0.01	420	100	200	300
22.0	68.4	513	314	6	11.4	–	–	0.23	7,980	1,900	3,800	5,700
15.6.0	–	702	351	4	7.8	–	–	0.16	5460	1,300	2,600	3,900
–	–	–	–	120	0.1	–	–	0.06	1,600	400	800	1,200
5.9	–	585	137	20	3.9	0.98	–	0.20	3,900	650	1,300	1,950
8.3	–	828	193	28	5.5	1.38	–	0.28	5,520	920	1,840	2,760
6.3	–	630	147	21	4.2	1.05	–	0.21	4200	700	1,400	2,100
13.1	–	1,305	305	44	8.7	2.18	–	0.44	8,700	1,450	2,900	4350
4.5	–	450	105	15	3.0	0.75	–	0.15	3,000	500	1,000	1,500
2.3	–	225	53	8	1.5	0.38	–	0.08	1,500	250	500	750
4.1	–	405	95	14	2.7	0.68	–	0.14	2700	450	900	1,350
0.9	–	90	21	3	0.6	0.15	–	0.03	600	100	200	300
4.5	14.4	108	66	1	2.4	[illegible]	–	0.05	1,680	400	800	1,200
7.0	21.6	162	99	2	3.6	[illegible]	–	0.07	2,520	600	1,200	1,800
–	7.2	54	33	1	1.2	[illegible]	–	0.02	840	200	400	600
–	–	–		15	–	–	–	0.01	200	50	100	150
–	–	–		27	–	–	–	0.01	360	90	180	270
75.6	–	194	97	108	1.1	–	–	4.00	2,800	1,000	1,000	2,000
50.4	–	130	65	72	0.7	–	–	2.88	2,000	750	750	1,500
–	–	–	–	–	–	–	232	–	720	120	240	360
60.0	–	700	100	–	1.6	–	–	0.20	800	400	800	1,200
20.0	–	280	40	–	0.6	–	–	0.20	250	300	600	900
25.0	–	600	40	–	1.3	–	–	0.20	350	700	1,400	2,100

※ as of March 1949 Price Level

DECLASSIFIED E.O. 12065 SECTION 3-402/NNDG NO. 17503

O

□ National Road
○ Prefectural Road
◇ Other Road

A-New Construction
B-Improvement
C-Repair & Rehabilitation
D-Maintenance

19
(Year)

Road No.	Map Sheet No.	Project No.	Priority		From To	Distance (km)	Materia Cement (tons)	Asphalt (tons)	Crushed Rock & Gravel (m³)	Sand (m³)	Lumd (koku)
O	B-S-76	49-65	D	6-B-3	Tokushima C.	0.271	-	-	-	-	-
O	C-S-37	49-707	〃	〃	Anabuki T.	0.417	-	-	-	-	-
	Sum of		C			416.642	506	144	11,754	3,485	1,391
	Sum of		D			1155	105	-	1,580	180	-

DECLASSIFIED E.O. 12065 SECTION 3-402/NNDG NO. 175013

CG-Central Government
LG-Local Government

1950 (Year).

Tokushima Pref. (Prefecture or City)

Year	Materials									Labor	Estimated Cost (¥1000※)		
	Cement (tons)	Asphalt (tons)	Crushed Rock & Gravel (m^3)	Sand (m^3)	Lumder (koku)	Gasoline (kl)	Light Oil (kl)	Paint (kg)	Steel (tons)	(man days)	Paid by CG	Paid by LG	Total
11	-	-	-	-	-	-	-	502	-	1,410	235	470	705
47	-	-	-	-	-	-	-	502	-	1,410	235	470	705
642	506	144	11,754	3,485	1,391	99	17	-	16	104,920	21,880	40,160	62,040
55	105	-	1,580	180	-	-	-	1,236	1	4,940	1,990	3,980	5,970

※ as of March 1949 Price Level

DECLASSIFIED E.O. 12065 SECTION 3-402/NNDG NO. 17503

□ National Road
○ Prefectural Road
◇ Other Road

A-New Construction
B-Improvement
C-Repair & Rehabilitation
D-Maintenance

Road No.	Map Sheet No.	Project No.	Priority	From To	Distance (km)	Mate Cement (tons)	Asphalt (tons)	Crushed Rock & Gravel (m^3)	Sand (m^3)	Lu (k
◇	C.J E-48	6.001	D	6-B-1 HIGASHI SOYASAN ▽	500					
				total	5,00					

DECLASSIFIED E.O. 12065 SECTION 3-402/NNDG NO. 175013

CG-Central Government
LG-Local Government

1950 (Year)

TOKUSHIMA (Prefecture or City)

ance m)	Materials									Labor	Estimated Cost (¥1000※)		
	Cement (tons)	Asphalt (tons)	Crushed Rock & Gravel (m^3)	Sand (m^3)	Lumder (koku)	Gasoline (kl)	Light Oil (kl)	Paint (kg)	Steel (tons)	(man days)	Paid by CG	Paid by LG	Total
10					10				0.1	100	14		14
10					10				0.1	100	14		14

※ as of March 1949 Price Level

DECLASSIFIED E.O. 12065 SECTION 3-402/NNDG NO. 75013

Mr. Adu
check this with
the proper People

SHIKOKU
INFORMATION: 9/24/55
O.D. 11
MAY 27 1950

1. Reference is the 1949 Japanese Fiscal Year Highway Program.

2. The above reference is explained as follows:

a. Road No.: Only national roads, as a rule, are assigned route numbers. However, the road is designated in this column as a National Pref. Road, etc. in accordance with the legend contained in reference above.

b. The legend indicated below is used in coding the projects on the overlays.

(1) C -- City Roads

(2) F -- Forestry Roads

(3) N -- National Roads

(4) P -- Prefectural Roads

(5) R -- Reclamation Roads

(6) T -- Town Roads

(7) V -- Village Roads

(8) As -- Asphalt

(9) Br -- Bridge

(10) Cr -- Concrete

(11) Ea -- Earth

(12) Gr -- Gravel

(13) "A" - New Construction, i.e., A new road or structure or major changes in roadway width resulting in more lanes of travel.

(14) "B" - Improvement, which is further construction to meet increasing traffic demands, i.e., improvement of type of road surface, grades, replacing weak bridges with higher class of structure,

DECLASSIFIED E.O. 12065 SECTION 3-402/NNDG NO. 175613

installing better drainage facilities.

(15) "C" - Repair & Rehabilitation is that construction which puts the road (including tunnels, bridges and culverts) back in the original usable shape or condition, after damage by earthquakes, flood, typhoons, heavy rains or after maintenance has been long deferred.

(16) "D" - Maintenance is that construction necessary to the road (including tunnels, bridges and culverts) in a usable condition.

c. Map Sheet No. is the number of the 1:250,000 overlay. This number is found on the upper right corner of the overlay.

d. Project number is assigned by each prefecture.

e. Priority: This column is in reference to SCAPIN 1943 1c

Article 6-B-1 Production Road ✓

" 6-B-2 City Street ✓

" 6-B-3 Connecting Road ✓

" 6-B-4 Access Road ✓

DECLASSIFIED E.O. 12065 SECTION 3-402/NNDG NO. 175613

Tokushima

1950

Shikoku District

Tokushima
Kagawa
Ehime
Kochi

DECLASSIFIED E.O. 12065 SECTION 3-402/NNDG NO. 175013

O

□ National Road
○ Prefectural Road
◇ Other Road

A-New Construction
B-Improvement
C-Repair & Rehabilitation
D-Maintenance

1950
(Year)

Road No.	Map Sheet No.	Project No.	Priority		From To	Distance (km)	Materia				
							Cement (tons)	Asphalt (tons)	Crushed Rock & Gravel (m^3)	Sand (m^3)	Lumd (koku
			A		No Project						
○	CJ-S-49	49-102	B	6-B-1	Ikuhina - V	0.500	10.0	-	300	20	60
○	CJ-S-37	49-106	〃	〃	Matsumo - V	4.000	25.0	-	850	50	150
○	CJ-S-49	49-111	〃	〃	Nobuno - V	0.600	12.0	-	360	24	72
○	CJ-S-49	49-112	〃	〃	Kamibunkamiyama-V	0.400	8.0	-	240	16	48
○	CJ-S-49	50-91	〃	〃	Hukuhara - V	0.800	16.0	-	480	32	96
○	CJ-S-37	50-92	〃	〃	Kamatsushima - T	0.400	8.0	-	240	16	48
○	CJ-S-37	50-93	〃	6-B-3	Ishii - T	0.600	15.0	-	570	30	90
○	CJ-S-49	50-94	〃	〃	Hanoura - T	0.350	9.0	-	300	18	52
○	CJ-S-49	50-95	〃	〃	Kakishima - T	0.270	200.0	-	720	360	750
					Sum of B	4.920	303	-	4.000	566	1.36

DECLASSIFIED E.O. 12065 SECTION 3-402/NNDG NO. 175013

CG–Central Government
LG–Local Government

1950 (Year)

Tokushima Pref. (Prefecture or City)

Materials									Labor	Estimated Cost (¥1000※)		
Cement (tons)	Asphalt (tons)	Crushed Rock & Gravel (m^3)	Sand (m^3)	Lumder (koku)	Gasoline (kl)	Light Oil (kl)	Paint (kg)	Steel (tons)	(man days)	Paid by CG	Paid by LG	Total
10.0	–	300	20	60	0.8	0.08	–	0.40	7,500	1,500	1,500	3,000
25.0	–	850	50	150	2.0	0.20	–	1.20	15,250	3,050	3,050	6,100
12.0	–	360	24	72	0.9	0.09	–	0.45	7,500	1,500	1,500	3,000
8.0	–	240	16	48	0.6	0.06	–	0.30	7,500	1,500	1,500	3,000
16.0	–	480	32	96	1.3	0.13	–	0.65	10,000	2,000	2,000	4,000
8.0	–	240	16	48	0.6	0.06	–	0.30	5,000	1,000	1,000	2,000
15.0	–	570	30	90	1.2	0.12	–	0.72	10,000	2,000	2,000	4,000
9.0	–	300	18	52	0.7	0.07	–	0.42	6,250	1,250	1,250	2,500
200.0	–	720	360	750	20.0	2.00	1,150	230.0	26,600	10,000	10,000	20,000
303	–	4,000	566	1,366	28	3	1150	234	956,000	23800	23,800	47,600

※ as of March 1949 Price Level

DECLASSIFIED E.O. 12065 SECTION 3-402/NNDG NO. 175813

□ National Road
○ Prefectural Road
◇ Other Road

A–New Construction
B–Improvement
C–Repair & Rehabilitation
D–Maintenance

19
(Ye

Road No.	Map Sheet No.	Project No.	Priority		From To	Distance (km)	Mater				
							Cement (tons)	Asphalt (tons)	Crushed Rock & Gravel (m³)	Sand (m³)	Lu (ko
◇	BS 76	49-688	C	6-B-2	Tokushima – Area	0.850	75.0	—	2,000	174	
〃	〃	49-692	〃	〃	〃	0.600	—	—	1,220	—	
〃	〃	49-694	〃	〃	〃	0.550	45.0	—	770	32	
○	CJS 37	4008	〃	〃	Komatujima Area	0.080	10.0	10.0	119	19	
◇	〃	4009	〃	〃	〃	0.230	20.0	15.0	216	39	
〃	CJS 76	49-648	B	6-B-1	Tokushima – Area	0.200	15.0	—	178	29	
○	CJS 37	49-825	〃	6-B-3	Naruto – Area	0.150	12.0	—	167	23	
〃	CJS 49	49-843	〃	〃	Tomioka 〃	0.110	4.0	—	104	10	
◇	CJS 37	4024	〃	〃	Kamoshima 〃	0.280	15.0	—	226	30	
					Sum of C	2.310	150.0	25.0	4325	264	
					Sum of B	0.740	46.0	—	675	92	
					TOTL	3.050	196.0	25.0	5,000	356	

DECLASSIFIED E.O. 12065 SECTION 3-402/NNDG NO. 175013

CG-Central Government
LG-Local Government

1950 (Year)

Tokushima Pref (Prefecture or City)

nce n)	Materials									Labor	Estimated Cost (¥1000※)		
	Cement (tons)	Asphalt (tons)	Crushed Rock & Gravel (m^3)	Sand (m^3)	Lumder (koku)	Gasoline (kl)	Light Oil (kl)	Paint (kg)	Steel (tons)	(man days)	Paid by CG	Paid by LG	Total
50	75.0	—	2,000	174	500	—	—	—	6.14	8,650	1,241	1,241	2,482
00	—	—	1,220	—	30	—	—	—	—	7,550	910	910	1,820
50	45.0	—	770	32	200	—	—	—	3.86	5,100	849	849	1,698
80	10.0	10.0	119	19	30	0.1	—	—	1.50	2,020	500	500	1,000
30	20.0	15.0	216	39	40	0.4	—	—	0.60	2,380	500	500	1,000
00	15.0	—	178	29	40	0.3	—	—	2.00	2,410	600	600	1,200
40	12.0	—	167	23	50	0.2	—	—	2.00	4,240	1,000	1,000	2,000
10	4.0	—	104	10	35	0.1	—	—	2.40	2,120	500	500	1,000
70	15.0	—	226	30	10	0.3	—	—	0.80	1,950	500	500	1,000
10	150.0	25.0	4325	264	800	0.5	—	—	12.10	25,700	4,000	4,000	8,000
40	46.0	—	675	92	135	0.9	—	—	7.20	10,720	2,600	2,600	5,200
50	196.0	25.0	5,000	356	935	1.4	—	—	19.30	36,420	6,600	6,600	13,200

※ as of March 1949 Price Level

DECLASSIFIED E.O. 12065 SECTION 3-402/NNDG NO. 175013

□ National Road
○ Prefectural Road
◇ Other Road

A-New Construction
B-Improvement
C-Repair & Rehabilitation
D-Maintenance

Road No.	Map Sheet No.	Project No.	Priority		From To	Distance (km)	Materi				
							Cement (tons)	Asphalt (tons)	Crushed Rock & Gravel (m^3)	Sand (m^3)	Lum (kok
◇	C. J. S-37	6002	A	B-B-1	GOSHO Y	0.8	2		8	4	2
◇	S-37	6003			KITANADA Y	0.9	1		4	2	1
◇	S-37	6004			ISAWA Y	0.8					
◇	S-37	6005			ŌMAJA Y	1.0					
◇	S-49	6006			YACHIYO Y	0.667	1		4	2	
◇	S-37	6007			KOMZATO J	0.8	3		12	5	3
◇	S-49	6008			IJYU Y	1.0	10		40	18	5
◇	S-49	6009			U.JYU Y	0.7	5		20	9	3
◇	S-37	6010			HAMADA J	0.8					1
◇	S-48	6011			MINAMA Y	1.0	2		8	4	2
◇	S-48	6012			YAMASHIRO Y	2.0	15		60	27	4
◇	S-49	6013			YOKOSE J	1.0	2		8	4	2
◇	S-49	6014			MIYAMA Y	0.7	2		8	4	2
◇	S-49	6015			ARATANO J	0.8	3		12	5	
◇	S-49	6016			SAWADANI Y	0.5	2		8	4	2
◇	S-49	6017			SAKASHI Y	1.5	20		80	36	30
◇	S-49	6018			SHOSHIKIJI	2.3	30		120	540	
		total				17.267	98		392	178	31

DECLASSIFIED E.O. 12065 SECTION 3-402/NNDG NO. 175013

CG-Central Government
LG-Local Government

1950 (Year)

TOKUSHIMA (Prefecture or City)

ance m)	Materials									Labor	Estimated Cost (Y1000※)		
	Cement (tons)	Asphalt (tons)	Crushed Rock & Gravel (m^3)	Sand (m^3)	Lumder (koku)	Gasoline (kl)	Light Oil (kl)	Paint (kg)	Steel (tons)	(man days)	Paid by CG	Paid by LG	Total
8	2		8	4	20				0.1	2.520	234	558	792
9	1		4	2	10				0.05	2.410	195	465	660
8									0.06	2.470	214	512	726
0									0.04	2.025	163	387	550
67	1		4	2					0.03	~~2.475~~ 2.175	~~195~~ 277	~~465~~ 899	~~660~~ 1.376
8	3		12	5	20				0.2	2.620	234	558	792
0	10		40	18	50		0.3	0.6	1	6.860	1.250	950	2.200
7	5		20	9	30				0.4	2.450	195	465	660
8					15				0.3	2.435	214	512	726
0	2		8	4	20				0.2	2.730	234	558	792
0	15		60	27	40		0.5	1	1.5	13.760	2.500	1.900	4.400
0	2		8	4	30				0.2	2.760	260	620	880
7	2		8	4	25				0.4	2.790	260	620	880
8	3		12	5					0.5	4.220	358	852	1.210
5	2		8	4	20		0.2	0.2	0.4	3.400	625	475	1.100
5	20		80	36	30		0.4	0.8	0.8	7.800	1.875	1.425	3.300
3	30		120	540			0.5	1.5	2	16.200	3.125	2.375	5.500
167	98		392	178	310		1.9	4.1	7.28	81.780	12.105	13.635	25.740

※ as of March 1949 Price Level

DECLASSIFIED E.O. 12065 SECTION 3-402/NNDG NO. 115013

□ National Road
○ Prefectural Road
◇ Other Road

A–New Construction
B–Improvement
C–Repair & Rehabilitation
D–Maintenance

Road No.	Map Sheet No.	Project No.	Priority	From To	Distance (km)	Ma... Cement (tons)	Asphalt (tons)	Crushed Rock & Gravel (m³)	Sand (m³)	L...
◇	J-S-49	49-578	A	6-B-1 SAWATANI – V.	0.700	1.3	–	56	14	

DECLASSIFIED E.O. 12065 SECTION 3-402/NNDG NO. 175013

CG-Central Government
LG-Local Government

1950
(Year)

TOKUSHIMA Pref.
(Prefecture or City)

Materials									Labor	Estimated Cost (¥1000※)		
Cement (tons)	Asphalt (tons)	Crushed Rock & Gravel (m^3)	Sand (m^3)	Lumder (koku)	Gasoline (kl)	Light Oil (kl)	Paint (kg)	Steel (tons)	(man days)	Paid by CG	Paid by LG	Total
1.3	—	56	14	31	—	—	—	0.70	3,378	860	—	860

※ as of Mareh 1949 Price Level

DECLASSIFIED E.O. 12065 SECTION 3-402/NNDG NO. 175013

Kagewa

DECLASSIFIED E.O. 12065 SECTION 3-402/NNDG NO. 175013

□ National Road
○ Prefectural Road
◇ Other Road

A-New Construction
B-Improvement
C-Repair & Rehabilitation
D-Maintenance

1950 (Year)

Road No.	Map Sheet No.	Project No.	Priority		From To	Distance (km)	Materials				
							Cement (tons)	Asphalt (tons)	Crushed Rock & Gravel (m^3)	Sand (m^3)	Lumber (koku)
			A		No Project						
○	CJ-S-37	49-21	B	6-B-1	Shionoe - T	0.460	9.0	-	276	18	55
○	CJ-S-37	49-22	〃	〃	Yasuharakaminishi-T	0.200	3.0	-	80	6	20
○	CJ-S-37	49-23	〃	〃	Miai - T	0.650	10.0	-	260	20	65
○	CJ-S-36	49-26	〃	〃	Gogō - T	0.400	8.0	-	240	16	48
○	CJ-S-37	49-27	〃	〃	Kusakabe-T	0.640	13.0	-	384	25	78
○	CJ-S-37	49-29	〃	〃	Ōnude - T	0.100	2.0	-	40	3	10
○	CJ-S-37	49-①	〃	〃	Huchizaki-T	0.190	4.0	-	114	8	23
○	CJ-S-36	50-59	〃	〃	Shimokasai-T	0.600	12.0	-	360	24	72
○	CJ-S-36	50-60	〃	〃	Matsuyama - T	0.200	4.0	-	120	8	24
23	CJ-S-36 CJ-S-37	49-23	〃	6-B-3	Sakaide-C Takamatsu-C	1.400	50.0	-	1,320	75	225
○	CJ-S-37	49-20	〃	〃	Tomita - T	0.856	17.0	-	514	34	103
4	CJ-S-37	50-61	〃	〃	Tsuda - T	0.497	13.0	-	425	25	75
					Sum of B	6.193	145	~~4,133~~	4,133	262	798

DECLASSIFIED E.O. 12065 SECTION 3-402/NNDG NO. 175613

CG-Central Government
LG-Local Government

1950
(Year)

Kagawa Pref.
(Prefecture or City)

Distance (km)	Materials									Labor	Estimated Cost (¥1000※)		
	Cement (tons)	Asphalt (tons)	Crushed Rock & Gravel (m^3)	Sand (m^3)	Lumder (koku)	Gasoline (kl)	Light Oil (kl)	Paint (kg)	Steel (tons)	(man days)	Paid by CG	Paid by LG	Total
460	9,0	–	276	18	55	0,7	0,07	–	0,35	5,000	1,000	1,000	2,000
200	3,0	–	80	6	20	0,2	0,02	–	0,10	5,000	1,000	1,000	2,000
450	10,0	–	260	20	65	0,6	0,06	–	0,30	5,000	1,000	1,000	2,000
400	8,0	–	240	16	48	0,6	0,06	–	0,30	5,000	1,000	1,000	2,000
440	13,0	–	384	25	78	1,0	0,10	–	0,50	5,500	1,100	1,100	2,200
100	2,0	–	40	3	10	0,1	0,01	–	0,05	2,500	500	500	1,000
190	4,0	–	114	8	23	0,3	0,03	–	0,15	5,000	1,000	1,000	2,000
600	12,0	–	360	24	72	1,0	0,10	–	0,50	7,500	1,500	1,500	3,000
200	4,0	–	120	8	24	0,3	0,03	–	0,15	2,500	500	500	1,000
1400	50,0	–	1,320	75	225	13,6	1,36	–	0,80	44,000	22,000	–	22,000
356	17,0	–	514	34	103	1,4	0,14	–	0,68	12,500	2,500	2,500	5,000
197	13,0	–	425	25	75	1,0	0,10	–	0,50	12,500	2,500	2,500	5,000
193	145	~~4,133~~	4,133	262	798	21	2	–	4	112,000	35,600	13,600	49,200

※ as of March 1949 Price Level

DECLASSIFIED E.O. 12065 SECTION 3-402/NNDG NO. 175613

□ National Road
○ Prefectural Road
◇ Other Road

A-New Construction
B-Improvement
C-Repair & Rehabilitation
D-Maintenance

1950
(Year)

Road No.	Map Sheet No.	Project No.	Priority		From To	Distance (km)	Materials: Cement (tons)	Asphalt (tons)	Crushed Rock & Gravel (m³)	Sand (m³)	Lumde (koku)
○	CJS 37	49-211	C	6-B-2	Takamatsu Area	0.290	19.0	—	236	47	141
◇	"	49-214	"	"	"	0.340	23.0	—	387	68	196
□	BS-60	4001	"	"	"	0.596	40.0	—	687	40	237
◇	"	4014	"	"	"	0.129	8.0	—	149	16	51
"	"	4015	"	"	"	0.100	7.0	—	81	9	25
"	"	4018	"	"	"	0.371	32.0	—	500	50	120
○	CJS 37	4021	"	"	Yasuda Area	0.100	5.0	—	210	15	—
◇	BS 60	51-4024	"	"	Takamatsu Ared	0.170	11.0	—	300	20	60
○	CJS 37	49-177	B	6-B-2	Tonosyo Area	0.180	40.0	—	330	80	36
□	"	49-201	"	"	Shido Area	0.270	30.0	—	284	70	19
○	BS 60	4045	"	"	Takamatsu Area	0.100	10.0	—	99	20	15
◇	"	4046	"	"	"	0.290	210.0	—	414	24	190
○	CJS37	4047	"	"	Marugame Ared	0.250	25.0	—	697	50	140
◇	"	4048	"	"	Kōzai Ared	0.080	10.0	—	119	25	10
"	"	4049	"	"	Nooma Ared	0.200	35.0	—	276	70	30
○	"	4050	"	6-B-3	Shirakata Ared	0.100	10.0	—	120	25	50
					Sum of C	2.100	145.0	—	2.550	265	830
					Sum of B	1.470	370.0	—	2340	364	490
					Total	3.570	515.0	—	4890	629	1.320

DECLASSIFIED E.O. 12065 SECTION 3-402/NNDG NO. 175613

CG-Central Government
LG-Local Government

1950 (Year)

Kagawa Pref (Prefecture or City)

Materials									Labor	Estimated Cost (¥1000※)		
Cement (tons)	Asphalt (tons)	Crushed Rock & Gravel (m^3)	Sand (m^3)	Lumder (koku)	Gasoline (kl)	Light Oil (kl)	Paint (kg)	Steel (tons)	(man days)	Paid by CG	Paid by LG	Total
19.0	—	236	47	141	0.2	—	—	1.00	1,000	441	441	882
23.0	—	387	68	196	1.0	—	—	0.40	1,060	508	508	1,016
40.0	—	687	40	237	1.1	—	—	7.60	1.800	898	898	1796
8.0	—	149	16	51	0.3	—	—	—	432	194	194	388
7.0	—	81	9	25	0.1	—	—	—	234	104	104	208
32.0	—	500	50	120	0.5	—	—	3.00	1.604	600	600	1,200
5.0	—	210	15	—	—	—	—	—	1.420	400	400	800
11.0	—	300	20	60	0.3	—	—	—	500	255	255	510
40.0	—	330	80	36	0.2	—	—	—	1540	400	400	800
30.0	—	284	70	19	0.4	—	—	0.90	2860	800	800	1600
10.0	—	99	20	15	0.1	—	—	0.80	2170	600	600	1.200
210.0	—	414	24	190	0.2	—	—	—	2800	1,000	1,000	2000
25.0	—	697	50	140	0.3	—	—	2.10	4210	1.200	1.200	2.400
10.0	—	119	25	10	0.1	—	—	—	1.480	400	400	800
35.0	—	276	70	30	0.5	—	—	—	1760	400	400	800
10.0	—	120	25	50	0.2	—	—	0.50	1100	300	300	600
145.0	—	2.550	265	830	3.5	—	—	12.00	8,050	3.400	3400	6.800
870.0	—	2340	364	490	2.0	—	—	4.30	18.420	5.100	5.100	10.200
515.0	-	4890	629	1,320	5.5	—	—	16.30	26.470	8.500	8,500	17.000

※ as of March 1949 Price Level

DECLASSIFIED E.O. 12065 SECTION 3-402/NNDG NO. 15013

□ National Road
○ Prefectural Road
◇ Other Road

A-New Construction
B-Improvement
C-Repair & Rehabilitation
D-Maintenance

19
(Y

Road No.	Map Sheet No.	Project No.	Priority		From To		Distance (km)	Mate Cement (tons)	Asphalt (tons)	Crushed Rock & Gravel (m³)	Sand (m³)	Lu (k
◇	C. J. S-37	6015	A	6-B-1	GOMYO	V	600	20	-	8	4	
〃	S-37	6016	A	〃	TAWA	V	1740	0.6	-	2	1	
〃	S-37	6017	〃	〃	YASUHARA	V	1060	7.7	-	9	4	
〃	S-36	6018	〃	〃	YAMADA	V	1580	-	-	-	-	
〃	S-36	6019	〃	〃	NISHIBUN	V	630	0.5	-	2	1	
〃	S-36	6020	〃	〃	MIAI	V	800	0.5	-	2	1	
〃	S-36	6021	〃	〃	MIAI	V	600	3.0	-	13	6	
〃	S-36	6022	〃	〃	ASA	V	1000	1.0	-	3	2	
〃	S-36	6023	〃	〃	AWAI	V	960	1.0	-	4	2	
〃	S-36	6024	〃	〃	GOGO	V	700	1.0	-	3	2	
〃	S-37	6025	〃	〃	IKEDA	T	500	-	-	-	-	
		total					10.170	17.3		46	23	9
						V	10170	17.3		46	23	9

DECLASSIFIED E.O. 12065 SECTION 3-402/NNDG NO. 175613

CG–Central Government
LG–Local Government

1950
(Year)

KAGAWA
(Prefecture or City)

nce)	Materials									Labor	Estimated Cost (¥1000※)		
	Cement (tons)	Asphalt (tons)	Crushed Rock & Gravel (m^3)	Sand (m^3)	Lumder (koku)	Gasoline (kl)	Light Oil (kl)	Paint (kg)	Steel (tons)	(man days)	Paid by CG	Paid by LG	Total
20	20	-	8	4	18	-	-	-	0.01	3420	254	604	858
20	0.6	-	2	1	-	-	-	-	-	4669	325	775	1100
20	7.7	-	9	4	19	-	-	-	0.01	2369	227	543	770
20	-	-	-	-	-	-	-	-	-	4082	260	620	880
20	0.5	-	2	1	25	-	-	-	0.03	2079	146	349	495
20	0.5	-	2	1		-	-	-	-	2783	195	465	660
20	2.0	-	13	6	20	-	-	-	0.02	3851	244	581	825
20	1.0	-	3	2		-	-	-	-	3012	228	542	770
20	1.0	-	4	2	2	-	-	-	0.02	2133	162	388	550
20	1.0	-	3	2	8	-	-	-	0.01	2404	146	349	495
20	-	-	-	-	-	-	-	-	-	2450	130	310	440
20	17.3		46	23	92				0.10	33,462	2317	5526	7,843
20	17.3		46	23	92				.10	33462	2317	5526	7843

※ as of March 1949 Price Level

DECLASSIFIED E.O. 12065 SECTION 3-402/NNDG NO. 175013

□ National Road
○ Prefectural Road
◇ Other Road

A–New Construction
B–Improvement
C–Repair & Rehabilitation
D–Maintenance

195
(Year)

Road No.	Map Sheet No.	Project No.	Priority		From To	Distance (km)	Materia				
							Cement (tons)	Asphalt (tons)	Crushed Rock & Gravel (m^3)	Sand (m^3)	Lumd (koku
◇	CT-5-36	49-136	A	6-B-1	M1A1 – V.	0.700	1.2	–	.54	14	2

DECLASSIFIED E.O. 12065 SECTION 3-402/NNDG NO. 175613

CG-Central Government
LG-Local Government

1950 (Year)

KAGAWA Pref. (Prefecture or City)

Materials									Labor	Estimated Cost (¥1000※)		
Cement (tons)	Asphalt (tons)	Crushed Rock & Gravel (m^3)	Sand (m^3)	Lumder (koku)	Gasoline (kl)	Light Oil (kl)	Paint (kg)	Steel (tons)	(man days)	Paid by CG	Paid by LG	Total
1.2	–	54	14	29	–	–	–	0.70	3,220	820	–	820

※ as of March 1949 Price Level

DECLASSIFIED E.O. 12065 SECTION 3-402/NNDG NO. 175613

Ehime

DECLASSIFIED E.O. 12065 SECTION 3-402/NNDG NO. 175013

□ National Road
○ Prefectural Road
◇ Other Road

A-New Construction
B-Improvement
C-Repair & Rehabilitation
D-Maintenance

1950
(Year)

Road No.	Map Sheet No.	Project No.	Priority		From To	Distance (km)	Materials: Cement (tons)	Asphalt (tons)	Crushed Rock & Gravel (m³)	Sand (m³)	Lumber (koku)
			A		No Project	*					
○	CJ-5-48	49-83	B	6-B-1	Kamo - V	1.000	15.0	-	400	30	100
○	CJ-5-47	49-85	〃	〃	Gamei-V Yanahara-V	0.638	10.0	-	255	19	64
○	CJ-5-47	49-86	〃	〃	Mitsuuchi-V	0.600	12.0	-	360	24	72
○	CJ-5-47	49-88	〃	〃	Doi - V	0.540	8.0	-	216	16	54
○	CJ-5-47	49-90	〃	〃	Higashi-V	1.000	15.0	-	400	30	100
○	CJ-5-47	49-91	〃	〃	Yusukawa-V	1.012	15.0	-	405	30	100
○	CJ-5-47	49-92	〃	〃	Okawa - V	0.750	15.0	-	400	30	100
○	CJ-5-47	50-168	〃	〃	Kibukawa-V Kamiasakura-V	0.800	16.0	-	480	32	96
○	CJ-5-48	50-169	〃	〃	Daishiyoin-V	1.620	13.0	-	350	45	120
21	CJ-5-48	49-771	〃	6-B-3	Saijō-C	0.900	21.0	-	1.390	315	776
23	CJ-5-47	49-772	〃	〃	Ukiana-V	0.400	9.0	-	240	120	180
24	CJ-5-48	50-170	〃	〃	Mishima-T	0.400	10.0	-	340	20	60
					Sum of B	9.660	429	-	5.236	711	1.822

DECLASSIFIED E.O. 12065 SECTION 3-402/NNDG NO. 175613

CG-Central Government
LG-Local Government

1950 (Year)

Ehime Pref. (Prefecture or City)

Materials									Labor	Estimated Cost (¥1000※)		
Cement (tons)	Asphalt (tons)	Crushed Rock & Gravel (m^3)	Sand (m^3)	Lumder (koku)	Gasoline (kl)	Light Oil (kl)	Paint (kg)	Steel (tons)	(man days)	Paid by CG	Paid by LG	Total
15.0	-	400	30	100	1.0	0.10	-	0.50	10,250	2,050	2,050	4,100
10.0	-	255	19	64	0.6	0.06	-	0.30	5,000	1,000	1,000	2,000
12.0	-	360	24	72	1.0	0.10	-	0.50	5,000	1,000	1,000	2,000
8.0	-	216	16	54	0.5	-	-	0.25	5,000	1,000	1,000	2,000
15.0	-	400	30	100	1.0	0.10	-	0.50	7,500	1,500	1,500	3,000
15.0	-	405	30	100	1.0	-	-	0.50	5,000	1,000	1,000	2,000
15.0	-	400	30	100	1.0	0.10	-	0.50	7,500	1,500	1,500	3,000
16.0	-	420	32	96	1.3	0.13	-	0.65	8,750	1,750	1,750	3,500
13.0	-	350	45	120	1.2	0.12	-	0.60	3,750	750	750	1,500
210.0	-	1,330	315	776	20.1	2.01	-	41.50	30,000	15,000	-	15,000
90.0	-	240	120	180	2.0	0.20	-	25.00	20,000	4,000	4,000	8,000
10.0	-	340	20	60	0.8	0.08	-	0.40	5,000	1,000	1,000	2,000
429	-	5,236	711	1,822	32	3	-	71	112,750	31,550	16,550	48,100

※ as of March 1949 Price Level

DECLASSIFIED E.O. 12065 SECTION 3-402/NNDG NO. 175013

□ National Road
○ Prefectural Road
◇ Other Road

A-New Construction
B-Improvement
C-Repair & Rehabilitation
D-Maintenance

195
(Year)

Road No.	Map Sheet No.	Project No.	Priority		From To	Distance (km)	Materials: Cement (tons)	Asphalt (tons)	Crushed Rock & Gravel (m³)	Sand (m³)	Lumber (koku)
◇	CJS 47	49-672	C	6-B-1	Nagahama Area	0.080	5,2	—	150	10	10
•	CJS 48	4041	"	"	Saijo Area	0.160	30,0	—	204	60	5
○	BS. 78	49-749	"	6-B-2	Imabari "	0.260	5,0	—	280	20	20
◇	BS. 79	49-763	"	"	Matsuyama "	1.240	110,0	—	1.164	250	400
"	"	49-764	"	"	"	0.400	35,0	—	686	80	280
"	"	49-765	"	"	"	0.300	20,0	—	200	40	20
"	BS 80	49-766	"	"	Uwajima Area	0.150	15,0	—	250	40	20
"	"	49-767	"	"	"	0.100	130	—	90	36	90
◇	BS 63	4002	"	"	Imabari Area	0,160	10,0	—	500	30	150
"	BS 65	4010	"	"	Uwajima "	0.100	8,0	—	80	20	50
"	"	4012	"	"	"	0.190	20,0	—	390	45	60
○	"	4013	"	"	"	0.150	7.0	—	100	20	20
◇	BS 63	51-4016	"	"	Imabari Area	0.200	26,0	—	540	84	290
"	"	51-4018	"	"	"	0,300	21,0	—	820	45	340
"	BS 64	51-4023	"	"	Matsuyama Area	0.450	40,0	—	350	100	80
◇	CJS 36	49-745	B	6-B-2	Kawanoe "	0,090	10,0	—	208	20	15
"	BS 63	4042	"	"	Imaharu "	0,400	40,0	—	424	12	200
○	CJS 48	4043	"	"	Niihama "	0,200	20,0	—	480	70	—
◇	CJS 47	4044	"	"	Kikuma "	0,160	15,0	—	158	37	10
•	CJS 48	49-746	"	6-B-3	Mishima "	0,080	25,0	—	~~194~~ 197	50	20
○	CJS 47	4045	"	"	Oosu "	0,150	20,0	—	140	40	20
					Sum of C	4.240	365,0	—	5.804	880	1.835
					Sum of B	1.080	130.0	—	1.607	229	265
					Total	5,320	495,0	—	7.411	1109	2.100

DECLASSIFIED E.O. 12065 SECTION 3-402/NNDG NO. 175013

CG–Central Government
LG–Local Government

1950 (Year)

Ehime Pref (Prefecture or City)

Materials									Labor	Estimated Cost (¥1000※)		
Cement (tons)	Asphalt (tons)	Crushed Rock & Gravel (m^3)	Sand (m^3)	Lumder (koku)	Gasoline (kl)	Light Oil (kl)	Paint (kg)	Steel (tons)	(man days)	Paid by CG	Paid by LG	Total
5,2	—	150	10	10	0.1	—	—	—	1.210	400	400	800
30,0	—	204	60	5	0.2	—	—	0.50	2,080	600	600	1.200
5,0	—	280	20	20	0,2	—	—	0,60	400	217	217	434
110,0	—	1.164	250	400	0,8	—	—	8,00	1.968	915	915	1.830
35,0	—	686	80	280	0,6	—	—	5,50	1.800	868	868	1.736
20,0	—	200	40	20	0,2	—	—	0,60	450	235	235	1.470
15,0	—	250	40	20	0,4	—	—	1,20	700	350	350	700
13,0	—	90	36	90	0.4	—	—	1.20	1.250	600	600	1.200
10,0	—	500	30	150	0.4	—	—	2,00	1.000	501	501	1.002
8,0	—	80	20	50	0.1	—	—	0,50	386	179	179	358
20,0	—	390	45	60	0.4	—	—	1,20	476	219	219	438
7,0	—	100	20	20	0.1	—	—	0,50	300	152	152	304
26,0	—	540	84	290	0,6	—	—	3,00	1.160	562	562	1.124
21,0	—	820	45	340	0.7	—	—	4.50	1.520	720	720	1.440
40,0	—	350	100	80	0,5	—	—	1,20	890	482	482	964
10,0	—	208	20	15	0,1	—	—	0,20	1,800	500	500	1.000
40,0	—	424	12	200	0,2	—	—	1,00	3.500	1.250	1.250	2.500
20,0	—	480	70	—	—	—	—	—	3.010	800	800	1.600
15,0	—	158	37	10	—	—	—	0,80	1.540	400	400	800
25,0	—	~~144~~ 197	50	20	0,1	—	—	5,00	1.560	500	500	1.000
20,0	—	140	40	20	0,2	—	—	0,50	2.040	600	600	1.200
365,0	—	5.804	880	1.835	0,3	—	—	30,50	15.590	7.000	7.000	14.000
130,0	—	1.607	229	265	0,6	—	—	7,50	13.450	4.050	4.050	8.100
495,0	—	7.411	1.109	2.100	0,9	—	—	38,00	29.040	11.050	11.050	22.100

※ as of March 1949 Price Level

DECLASSIFIED E.O. 12065 SECTION 3-402/NNDG NO. 175613

□ National Road
○ Prefectural Road
◇ Other Road

A-New Construction
B-Improvement
C-Repair & Rehabilitation
D-Maintenance

(Ye

No.1

Map Sheet no.	Road No.	Map Sheet No.	Project No.	Priority		From To	Distance (km)	Mater Cement (tons)	Asphalt (tons)	Crushed Rock & Gravel (m³)	Sand (m³)	Lum (ko
C.S.	◇	1	6010	A	B-D	KINCA-V	1,500	4		510	7	
S-48	"	2	6011	"	"	TOMICATO-V	3,000	6		687	12	
S-48	"	3	6012	"	"	KINCEI-T	500	2,6		136	5	
S-36	"	4	6013	"	"	KANADA-V	500	2,0		128	4	
S-48	"	5	6014	"	"	TOYOOKA-V	1,000	4		316	8	
S-48	"	6	6015	"	"	BECIYAMA-V	1,100	3		409	7	
S-47	"	7	6016	"	"	CHONAI-V	600	4		175	8	
S-47	"	8	6017	"	"	TOKUDA-V	600	2		155	4	
S-47	"	9	6018	"	"	NIBYKAYA-V	1,500	15		570	30	1
S-47	"	10	6019	"	"	TATEIYA-V	1,200	8		226	58	
S-47	"	11	6020	"	"	YUYAMA-V	800	10		286	58	
S-47	"	12	6021	"	"	YANADANI-V	1,000	8		372	16	
S-47	"	13	6022	"	"	HUGIMINE-V	400	4		164	41	
S-47	"	14	6023	"	"	CHINAGAYA-V	500	0,5		120	4	
S-47	"	15	6024	"	"	HIROKATA-V	800	1		145	5	
S-47	"	16	6025	"	"	HIROTA-V	400	9,6		142	1	
S-47	"	17	6026	"	"	YAMATO-V	1,000	3		250	5	
S-47	"	18	6027	"	"	HIRANO-V	600	1		122	1	
S-47	"	19	6028	"	"	HIGIKAYA-V	500	5,6		20	10	
S-47	"	20	6029	"	"	AYAZU-V	800	-		183	-	
S-47	"	21	6030	"	"	CHIRATAKI-V	500	-		120	-	
S-47	"	22	6031	"	"	HIZUCHI-V	200	-		60	-	
S-47	"	23	6032	"	"	DOI-V	800	3		136	5	
S-47	"	23	6033	"	"	KIYOMITSU-V	2,100	5		734	10	
S-47	"	24	6034	"	"	AIGI-V	400	-		-	-	

DECLASSIFIED E.O. 12065 SECTION 3-402/NNDG NO. 175013

1950
(Year)

CG-Central Government
LG-Local Government

EHIME
(Prefecture or City)

Distance (km)	Materials: Cement (tons)	Asphalt (tons)	Crushed Rock & Gravel (m³)	Sand (m³)	Lumber (koku)	Gasoline (kl)	Light Oil (kl)	Paint (kg)	Steel (tons)	Labor (man days)	Estimated Cost (¥1000※): Paid by CG	Paid by LG	Total
400	4		510	7	~~60~~ 50				0,12	8,250	1,748	927	2,145
600	6		687	12	120				0,25	10,890	1,959	1,430	3,439
500	2,6		136	5	22				0,03	2,039	140	333	473
400	2,0		128	4	28				0,02	1,705	114	271	385
600	4		316	8	65				0,03	3570	254	604	858
1000	3		409	7	60				0,11	6,580	1,061	813	1,874
600	4		175	8	69				0,12	4700	319	762	1.081
600	2		158	4	25				0,02	1,600	114	271	385
1400	15		570	30	100				3,00	8250	~~1,255~~	955	2,211
2200	8		226	58	16				0,06	2,780	201	478	679
800	10		286	58	19				0,08	4,825	325	775	1.100
1000	8		372	16	—				0,50	5,500	1,250	950	2,200
400	4		164	41	—				—	2,481	137	325	462
500	0,5		120	4	—				—	1850	130	310	440
800	1		145	5	—				—	3,010	199	473	672
400	9,6		142	1	27				0,02	1312	99	238	337
1000	3		350	5	60				—	5,500	938	712	1.650
600	1		122	1	20				—	1,810	130	310	440
500	5,6		201	10	51				0,17	3,074	250	597	847
300	—		183	—	—				—	2,242	140	333	473
500	—		120	—	—				—	1,800	122	290	412
200	—		60	—	—				—	1,587	143	342	485
800	3		136	5	—				—	3,003	213	509	722
2100	5		734	10	60				1,00	11,550	1,444	1097	2541
400	—		—	—	—				—	1,105	75	177	252

※ as of March 1949 Price Level

DECLASSIFIED E.O. 12065 SECTION 3-402/NNDG NO. 17503

C

□ National Road
○ Prefectural Road
◇ Other Road

A-New Construction
B-Improvement
C-Repair & Rehabilitation
D-Maintenance

No. 2

19
(Ye

Map Sheet No.	Road No.	Map Sheet No.	Project No.	Priority		From To	Distance (km)	Mater Cement (tons)	Asphalt (tons)	Crushed Rock & Gravel (m³)	Sand (m³)	Lun (ko
C.J. S-4	◇	25	6035	A	6~B-1	YOCINOBU-V	200	23		244	51	
S-"	"	26	6036	"	"	MICIMA -V	700	—		—	—	
S-"	"	27	6037	"	"	IZUMI -V	900	—		—	—	
S-"	"	28	6038	"	"	IPONMATU-V	500	30		128	4	
		Total					23,600	1173		6,821	354	

DECLASSIFIED E.O. 12065 SECTION 3-402/NNDG NO. 175813

CG--Central Government
LG--Local Government

1950
(Year)

EHIME
(Prefecture or City)

ance m)	Materials									Labor	Estimated Cost (¥1000※)		
	Cement (tons)	Asphalt (tons)	Crushed Rock & Gravel (m^3)	Sand (m^3)	Lumder (koku)	Gasoline (kl)	Light Oil (kl)	Paint (kg)	Steel (tons)	(man days)	Paid by CG	Paid by LG	Total
00	23		244	51	4				3,60	1,412	191	456	647
00	—		—	—	3				0,04	2,285	174	416	590
00	—		—	—	1				0,02	3,011	234	558	792
00	20		128	4	7				0,03	2,335	166	395	561
600	1173		6,821	354	817				9,22	109,856	12,796	16,157	29,153

※ as of March 1949 Price Level

DECLASSIFIED E.O. 12065 SECTION 3-402/NNDG NO. 175013

○

□ National Road
○ Prefectural Road
◇ Other Road

A–New Construction
B–Improvement
C–Repair & Rehabilitation
D–Maintenance

19

(Year)

Road No.	Map Sheet No.	Project No.	Priority	From To	Distance (km)	Material: Cement (tons)	Asphalt (tons)	Crushed Rock & Gravel (m³)	Sand (m³)	Lumd (koku
◇	EJ 5-68	6,039	B	6~8~1 IPPONMATSU V.	5.420	22		440	50	46
				TOTAL	5.420	22		440	50	46

DECLASSIFIED E.O. 12065 SECTION 3-402/NNDG NO. 17503

CG-Central Government
LG-Local Government

1950
(Year)

EHIME
(Prefecture or City)

Distance (m)	Materials									Labor	Estimated Cost (¥1000※)		
	Cement (tons)	Asphalt (tons)	Crushed Rock & Gravel (m^3)	Sand (m^3)	Lumder (koku)	Gasoline (kl)	Light Oil (kl)	Paint (kg)	Steel (tons)	(man days)	Paid by CG	Paid by LG	Total
20	22		440	50	460	1			1	6.000	2.000		2.000
20	22		440	50	460	1			1	6.000	2.000		2.000

※ as of March 1949 Price Level

DECLASSIFIED E.O. 12065 SECTION 3-402/NNDG NO. 175013

□ National Road
○ Prefectural Road
◇ Other Road

A–New Construction
B–Improvement
C–Repair & Rehabilitation
D–Maintenance

195
(Ye

Road No.	Map Sheet No.	Project No.	Priority	From To	Distance (km)	Mater Cement (tons)	Asphalt (tons)	Crushed Rock & Gravel (m³)	Sand (m³)	Lum (ko
◇CT-S-47	49-559	A	6-8-1	MISHIMA-V.	1.100	2.1	-	92	23	
◇CT-S-47	49-560	〃	〃	SOKAWA-V.	0.400	0.8	-	32	8	
				Total	1.500	2.9	-	124	31	6

DECLASSIFIED E.O. 12065 SECTION 3-402/NNDG NO. 175613

CG–Central Government
LG–Local Government

1950 (Year)

EHIME Pref. (Prefecture or City)

ance m)	Materials									Labor	Estimated Cost (¥1000※)		
	Cement (tons)	Asphalt (tons)	Crushed Rock & Gravel (m^3)	Sand (m^3)	Lumder (koku)	Gasoline (kl)	Light Oil (kl)	Paint (kg)	Steel (tons)	(man days)	Paid by CG	Paid by LG	Total
100	2.1	–	92	23	50	–	–	–	1.20	5,502	1,400	–	1,400
400	0.8	–	32	8	18	–	–	–	0.40	1,960	500	–	500
900	2.9	–	124	31	68	–	–	–	1.60	7,460	1,900	–	1,900

※ as of March 1949 Price Level

DECLASSIFIED E.O. 12065 SECTION 3-402/NNDG NO. 175813

Kochi

DECLASSIFIED E.O. 12065 SECTION 3-402/NNDG NO. 115013

□ National Road
○ Prefectural Road
◇ Other Road

A-New Construction
B-Improvement
C-Repair & Rehabilitation
D-Maintenance

1950
(Year)

Road No.	Map Sheet No.	Project No.	Priority		From To	Distance (km)	Materials: Cement (tons)	Asphalt (tons)	Crushed Rock & Gravel (m³)	Sand (m³)	Lumber (koku)
			A		No Project						
○	CJ-S-48	49-45	B	6-B-1	Kaminokae - V	0.250	5.0	—	150	10	30
○	CJ-S-58	49-47	〃	〃	Izuta - V	0.400	16.0	—	240	16	48
○	CJ-S-48	49-48	〃	〃	Uranouchi - V	0.600	12.0	—	360	24	72
○	CJ-S-48	50-53	〃	〃	Motokawa - V	0.500	7.0	—	200	15	50
○	CJ-S-48	50-54	〃	〃	Matsubagawa - V	0.600	12.0	—	360	24	72
○	CJ-S-48	49-819	〃	6-B-3	Hirookanakano - V	0.060	90.0	—	150	75	120
◫	CJ-S-48	50-55	〃	〃	Ochi - T	0.300	8.0	—	25	15	45
○	CJ-S-58	50-56	〃	〃	Sukumo - T	0.060	130.0	—	350	175	40
					~~Sa~~						
					Sum of B	2.770	280	—	1835	354	477

DECLASSIFIED E.O. 12065 SECTION 3-402/NNDG NO. 115013

CG-Central Government
LG-Local Government

1950 (Year)

Kochi Pref (Prefecture or City)

Materials									Labor	Estimated Cost (¥1000※)		
Cement (tons)	Asphalt (tons)	Crushed Rock & Gravel (m^3)	Sand (m^3)	Lumder (koku)	Gasoline (kl)	Light Oil (kl)	Paint (kg)	Steel (tons)	(man days)	Paid by CG	Paid by LG	Total
5,0	—	150	10	30	0.4	—	—	0,20	2,500	500	500	1,000
16,0	—	240	16	48	0,6	—	—	0,32	6,250	1,250	1,250	2,500
12,0	—	360	24	72	1,0	—	—	0,48	8,250	1,650	1,650	3,300
7,0	—	200	15	50	0,5	—	—	0,25	5,000	1,000	1,000	2,000
12,0	—	360	24	72	1,4	—	—	0,48	5,000	1,000	1,000	2,000
90,0	—	150	75	120	4,9	—	—	1,00	6,500	2,000	2,000	4,000
8,0	—	25	15	45	0,6	—	—	0,30	7,500	1,500	1,500	3,000
130,0	—	350	175	40	2,0	—	—	30,00	12,750	3,750	3,750	7,500
280	—	1835	354	477	11	—	—	33	53,750	12,650	12,650	25,300

※ as of March 1949 Price Level

DECLASSIFIED E.O. 12065 SECTION 3-402/NNDG NO. 175013

○

□ National Road
○ Prefectural Road
◇ Other Road

A-New Construction
B-Improvement
C-Repair & Rehabilitation
D-Maintenance

19
(Yea

Road No.	Map Sheet No.	Project No.	Priority		From To	Distance (km)	Materi				
							Cement (tons)	Asphalt (tons)	Crushed Rock & Gravel (m³)	Sand (m³)	Lum (kok
◇	BS 77	49-774	C	6-B-2	Kōchi Area	0,420	50.0	—	150	75	
□	"	4004	"	"	"	1.580	150,0	-	700	266	1.1
○	CS 48	49-886	B	6-B-2	Susaki Area	0,120	5,0	—	180	10	-
"	"	4030	"	"	Aki Area	0,210	5,0	—	300	15	-
"	"	4031	"	"	Yamada Area	0,270	10,0	-	370	32	-
					Sum of C	2.000	200,0	—	850	341	1.1
					Sum of B	0.600	20,0	-	850	57	-
					Total	2600	220,0	-	1.700	398	1.1

DECLASSIFIED E.O. 12065 SECTION 3-402/NNDG NO. 175013

CG–Central Government
LG–Local Government

1950
(Year)

Kōchi Pref
(Prefecture or City)

	Materials									Labor	Estimated Cost (¥1000※)		
	Cement (tons)	Asphalt (tons)	Crushed Rock & Gravel (m^3)	Sand (m^3)	Lumder (koku)	Gasoline (kl)	Light Oil (kl)	Paint (kg)	Steel (tons)	(man days)	Paid by CG	Paid by LG	Total
20	50,0	—	150	75	20	1.2	—	—	2,00	660	300	300	600
0	150,0	—	700	266	1.140	3.7	—	—	13,00	9.640	2700	2700	5,400
0	5,0	—	180	10	—	0.1	—	—	—	1.680	500	500	1.000
0	5,0	—	300	15	—	0.2	—	—	—	2.350	800	800	1.600
0	10,0	—	370	32	—	0.3	—	—	—	2,610	800	800	1,600
0	200,0	—	850	341	1.160	4.9	—	—	15,00	10.300	3,000	3,000	6,000
0	20,0	—	850	57	—	0.6	—	—	—	6,640	2,100	2,100	4,200
0	220,0	—	1.700	398	1.160	5.5	—	—	15,00	16,940	5,100	5.100	10,200

※ as of March 1949 Price Level

DECLASSIFIED E.O. 12065 SECTION 3-402/NNDG NO. 175013

□ National Road
○ Prefectural Road
◇ Other Road

A-New Construction
B-Improvement
C-Repair & Rehabilitation
D-Maintenance

19
(Ye

Road No.	Map Sheet No.	Project No.	Priority	From To	Distance (km) M	Mater Cement (tons)	Asphalt (tons)	Crushed Rock & Gravel (m³)	Sand (m³)	Lum (kol
◇	C-5 S-58	~~6.016~~ 6.017	A 6~B-1	MISAKI V	1.130	7		560	15	1
〃	〃	~~6.017~~ 6.018	〃	HIRATA V	700	3		290	10	
〃	S-49	~~6.018~~ 6.019	〃	NONE T.K	2.000	2		9	5	
〃	S-49	~~6.019~~ 6.020	〃	SAKIHAMA T.K	2.000	225		96	48	
〃	S-48	~~6.020~~ 6.021	〃	HATAYAMA V	1.000	10		45	23	
〃	S-48	~~6.021~~ 6.022	〃	KAMINILO V	1.100	18		38	75	1
〃	S-48	~~6.022~~ 6.023	〃	MAKIYAMA V	1.000	2.7		6	11	
〃	S-48	~~6.023~~ 6.024	〃	GYOKA V	1.000	4.5		9	19	
〃	S-48	~~6.024~~ 6.025	〃	NISHITOYONAGA V	1.000	4.1		17	9	
〃	S-48	~~6.025~~ 6.026	〃	HIGASHITOYONAGA V	1.200	4.3		18	10	
〃	S-48	~~6.026~~ 6.027	〃	JIZOJI V	1.000					
〃	S-48	~~6.027~~ 6.028	〃	OGAWA V	1.000	8.5		32	16	
〃	S-48	~~6.028~~ 6.029	〃	ASŌ V	1.000					
〃	S-48	~~6.029~~ 6.030	〃	BEFU V	1.000	5		21	10	
〃	S-48	~~6.030~~ 6.031	〃	SHILATAGAWA V	1.000	3		12	6	
〃	S-47	~~6.031~~ 6.032	〃	TSUDAI V	1.300	45		18	9	
〃	S-58	~~6.032~~ 6.033	〃	HIGASHINAKASUJI V	1.000					
〃	S-58	~~6.033~~ 6.034	〃	SUKUMO T.K	800	2		9	5	
〃	S-58	~~6.034~~ 6.035	〃	SHIMIZU T.K	1.000	2		9	5	
〃	S-47	~~6.035~~ 6.036	〃	TOMIYAMA V	1.700	3.9		16	8	
〃	S-47	~~6.036~~ 6.037	〃	TAISHŌ T.K	1.700	3.4		14	7	
〃	S-58	~~6.037~~ 6.038	〃	MISAKI T.K	1.000	1		4	2	
		total			25.630	151.9		1223	293	7

DECLASSIFIED E.O. 12065 SECTION 3-402/NNDG NO. 115013

CG-Central Government
LG-Local Government

1950 (Year)

KŌ TI (Prefecture or City)

Materials									Labor	Estimated Cost (¥1000※)		
Cement (tons)	Asphalt (tons)	Crushed Rock & Gravel (m^3)	Sand (m^3)	Lumder (koku)	Gasoline (kl)	Light Oil (kl)	Paint (kg)	Steel (tons)	(man days)	Paid by CG	Paid by LG	Total
7		560	15	140	0.7			0.2	11.900	3.978		3.978
3		290	10	60	0.3			0.1	5.900	1.951		1.951
2		9	5	7				0.2	6025	507	1.209	1.716
225		96	48	30				0.4	12.152	943	2248	3.191
10		45	23	4				0.2	4.070	260	620	880
18		38	75	120				0.8	12.150	1581	1.202	2.783
2.7		6	11	30				0.3	5.740	423	1.009	1.432
4.5		9	19	16				0.45	3.620	293	698	991
4.1		17	9	50				0.11	3.501	244	581	825
4.3		18	10	10				0.03	10.650	1.469	1.116	2.585
									4.790	341	814	1.155
8.5		32	16	14				0.1	5.280	397	946	1.343
				20				0.02	3.176	211	504	715
5		21	10	85				0.8	4970	390	930	1.320
3		12	6					0.05	4.400	325	775	1.100
45		18	9	45				0.5	5.777	423	1.008	1.431
				3				0.06	2.000	146	349	495
2		9	5					0.06	2.000	146	349	495
2		9	5	9				0.12	2888	211	504	715
3.9		16	8	57				0.71	13.333	1.875	1.425	3.300
3.4		14	7					0.2	8.421	1275	969	2.244
1		4	2					0.04	3.111	228	543	771
151.9		1223	293	700				5.45	135.854	17.617	17.799	35.416

※ as of March 1949 Price Level

DECLASSIFIED E.O. 12065 SECTION 3-402/NNDG NO. 115013

□ National Road
○ Prefectural Road
◇ Other Road

A–New Construction
B–Improvement
C–Repair & Rehabilitation
D–Maintenance

1950
(Year)

Road No.	Map Sheet No.	Project No.	Priority	From To	Distance (km)	Materials: Cement (tons)	Asphalt (tons)	Crushed Rock & Gravel (m³)	Sand (m³)	Lumder (koku)
◇	C-5 S-49	6.041	B	6-B-1 KITAKAWA V.	8510	33		640	72	640
◇	" S-48	6.042		" KAMINIRAFU V.	3.000	16		340	36	340
◇	" "	6.043		" TAISHO T.	9.300	44		900	82	920
◇	" S-47	6.044		TSUDAI V	1.320	5		110	21	120
◇	" "	6.045		TSUDAI V.	22410	74		1450	159	1580
				TOTAL	44.540	172		3.440	370	3.600

DECLASSIFIED E.O. 12065 SECTION 3-402/NNDG NO. 115015

CG-Central Government
LG-Local Government

1950
(Year)

KOCHI
(Prefecture or City)

e	Materials									Labor	Estimated Cost (¥1000※)		
	Cement (tons)	Asphalt (tons)	Crushed Rock & Gravel (m^3)	Sand (m^3)	Lumder (koku)	Gasoline (kl)	Light Oil (kl)	Paint (kg)	Steel (tons)	(man days)	Paid by CG	Paid by LG	Total
0	33		640	72	640	1			1	9.000	3.000		3.000
0	16		340	36	340	1			1	4.500	1.500		1.500
0	44		900	82	920	1			1	12.000	4.000		4.000
0	5		110	21	120					1.500	500		500
0	74		1450	159	1580	2			2	19.950	6.650		6.652
0	172		3.440	370	3.600	5			5	46.950	15.652		15.625

※ as of March 1949 Price Level

DECLASSIFIED E.O. 12065 SECTION 3-402/NNDG NO. 115015

□ National Road
○ Prefectural Road
◇ Other Road

A-New Construction
B-Improvement
C-Repair & Rehabilitation
D-Maintenance

19
(Yea

Road No.	Map Sheet No.	Project No.	Priority		From To	Distance (km)	Materi				
							Cement (tons)	Asphalt (tons)	Crushed Rock & Gravel (m^3)	Sand (m^3)	Lum (kok
◇CT-5-49	49-632	A	6-B-1		HANE-V.	0.468	0.9	-	39	10	2
◇CT-5-58	49-633	"	"		SHIMOKAWAGUCHI-V.	0.632	1.3	-	53	13	2
					Total	1.100	2.2	-	92	23	5