

TT 751  
. I44  
Copy 1

LADIES'



BOOK OF FANCY WORK

AND

INSTRUCTIONS FOR STAMPING.

PRICE, 15 CENTS.



Copyrighted, 1894, by J. F. INGALLS, Publisher, LYNN, MASS.



## THE OBJECT OF THIS BOOK.

The object of this book is to give full Instructions for Stamping with our popular Perforated Parchment Stamping Patterns. Also to give you a variety of Fancy Work Patterns. The Fancy Work Patterns in this book are *sample pages* taken from our books of *Instructions and Patterns* for Kensington or Embroidery, Artistic Needle Work, Crazy Patchwork, Worsted Cross-Stitch Patterns, Macramé Lace and Rick-Rack Trimming, Darned Lace Patterns, Crochet and Knitting Patterns, Colors of Flowers for Embroidery, Samples of our Stamping Patterns, etc.

By looking over this book carefully, you will see that we publish a very large line of Fancy Work. We send any of the goods advertised in this book by mail, excepting the PAINT used for stamping dark goods; the Paint has to be sent by express.

We thank you for the orders you have sent us, and hope, when you want anything in the Fancy Work line, you will remember to send the order to us.

## NEW STAMPING OUTFIT!



With this Outfit you can do your own Stamping, and Stamping for others.

Our *New Outfit* contains 35 STAMPING PATTERNS, Designs of Daisies, Ferns, Wild Roses, Bouquets, Outlines, Strips, Scallops, Vines, etc. Full Instructions for Stamping, Box Powder, Pad, Instructions for Indelible Stamping. NEW SAMPLE BOOK containing over 1300 ILLUSTRATIONS of New and Choice Patterns for all kinds of Embroidery. We send this Outfit by mail for \$1.00.

EXTRA STAMPING PATTERNS.—Outline Alphabet, (26 letters), 30c.; Sheet of Wheat, 15c.; Cluster of Strawberries, 10c.; Forget-me-nots, 15c.; Calla Lily, 15c.; Pansies, 15c.; Pond Lilies, 15c.; Outline Design, 10c.; Golden Rod and Aster, 15c.; Sprig of Sumac, 15c. SPECIAL OFFER.—We will send all these Extra Stamping Patterns and the Stamping Outfit for \$2.00.

We send our Outfit in two packages to save postage.

## Perforated Stamping Patterns.

OUR NEW SAMPLE BOOK contains over 1300 ILLUSTRATIONS of New and Choice Patterns for all kinds of Embroidery; Price 15 cts.

We send this New Sample Book free with each Stamping Outfit.

Address J. F. INGALLS, LYNN, MASS.

## LADIES' BOOK OF

# Fancy Work

—AND—

## INSTRUCTIONS

—FOR—

# STAMPING.

✻ PRICE, FIFTEEN CENTS. ✻

Copyrighted, 1884, by J. F. INGALLS, LYNN, MASS.

## Ladies' Fancy Work.



New Edition of our Book of INSTRUCTIONS and PATTERNS for Artistic Needle Work, Kensington Embroidery, etc. It contains a list of the Fabrics and Materials used in Decorative Needle-Work, Patterns for Lady's Hood Bag, Scrap Basket, Pin Cushion, Whisk Broom Holder, Splasher, Banner Lamp Shade, Tidy, Mat, Oak Leaf Lace, Umbrella Case, Table Scarf, Work Bag, etc. Tells how to make South Kensington, Outfilar, Persian, Janina, Knot, Button-Hole, Point Russe, Snow Flake, Star, Satin, Chain, Wound, Stem, Plush, Rococo, Open-Work, Filling, Irish, Helm, and Feather Stitches. Gives the Terms used in Crochet and Knitted Stitches. Contains Directions for Stamping, and ILLUSTRATIONS of our PERFORATED STAMPING PATTERNS. We send this book by mail for 18 two-cent stamps.

### INSTRUCTIONS FOR PATCHWORK.

A New Book of PATTERNS and INSTRUCTION for making CRAZY PATCHWORK. Price only 15 cents.  
 5 COLORED Cross-Stitch PATTERNS, *Deer's Head*, *Calla Lily*, *Dog*, *Cat* and *Rabbit*. Price, 20 cents.

### WORSTED CROSS-STITCH PATTERNS.

NEW EDITION of this Popular Book. 16 Extra Pages! It contains 12 Alphabets and over 100 other Patterns of Borders, Corners, Florers, Birds, Animals, Roses, Pansies, Stork, Elephant, Deer, Bear, Rooster, Cats, Dogs, Rabbit, Buys, Butterflies, Comic Designs, etc. Price 25 cents.

8 TIDY PATTERNS for making Java Canvas, Honey Comb and Twine Ties. Price, 20 cents.

MACRAME LACE AND RICK-RACK TRIMMING. A Book of Patterns and Instruction for making Macramé Lace and Rick-Rack Trimming. Price, 15 cents.

4 LARGE POINT-RUSSE PATTERNS for making JAVA CANVAS TOILET SETS, etc. Price, 10 cents.

DARNED LACE PATTERNS. A New Book containing 60 DARNED LACE PATTERNS, used for making Ties, Splashes, Toilet Sets, Shams, Bed Spreads, Aprons, Edgings, etc. Price, 25 cents.

### CROCHET AND KNITTED LACE.

Our Book of CROCHET and KNITTED LACE contains Patterns for Ties, Lambrequins, Edgings, etc., with Directions for Making. Price, 30 cents.

SPECIAL OFFER! The retail price of all the Books and

We send them ALL (everything in this advertisement) by mail, postage paid, for \$1.00 and 3 two-cent stamps. Send for ALL, and sell what you don't want at the retail prices.

Address J. F. INGALLS, LYNN, MASS.

# INSTRUCTIONS for STAMPING

## DIRECTIONS

### FOR STAMPING WITH PERFORATED PARCHMENT PATTERNS.

**DRY STAMPING.**—This is done by a process known as pouncing. The process is as follows:—Place the pattern (rough side up) on the material to be stamped, placing heavy weights on the corners to keep it from slipping; then rub the powder over the perforations with the distributor till the pattern is clearly marked on the material. (this can be ascertained by lifting one corner of the pattern slightly). Then remove the pattern carefully, lay a piece of thin paper over the stamping, and pass a hot iron over it; this melts the gum in the powder, and fastens the pattern to the material. The iron should be as hot as possible without scorching the cloth. Should the heat change the color of the material, iron it all over. Do not do any stamping by this process on a hot or damp day if it can be avoided. Keep the powder in a cool, dry place. In stamping with light colored powders, the best way to fasten it is to hold the back of the cloth against a stove pipe or the face of the iron. French stamping is better, however, for all dark materials. To take the powder up on the distributor, have a tin plate with a piece of woolen cloth glued on the bottom, sprinkle a little powder on the cloth, and rub the distributor over it, taking care to shake off all the powder you can; enough will remain to stamp the pattern clearly.

**DISTRIBUTOR.**—To make a Distributor, take a block of pine wood, two or three inches square, and tack a piece of soft felt on one side of it. When the distributor gets worn, cover it over with a piece of soft felt; a piece from an old felt hat is just the thing.

**TO MAKE BLUE POWDER.**—Take equal parts of pulverized gum damar and white rosin, and just enough Persian blue to color it; mix well together. The Blue Powder is for light goods; it will not work well on dark goods.

**LIGHT COLORED DRY POWDER**—does not work well enough to give satisfaction. We make the Blue Stamping Powder only. Any goods that the Blue Powder will not work well on, use

the French Indelible Stamping Paint; this must *dry thorough* fore you work the design.

**FRENCH INDELIBLE STAMPING.**—This is the best for all dark materials, in fact, this and the blue powder a that will ever be needed. By this process a kind of paint is used instead of powder, and a brush instead of a pounce. Place the pattern on the cloth, smooth side up if you can, though either side will well; weight the pattern down as in powder stamping. Rub paint evenly over the perforations, and it will leave the lines sharp and distinct. After the stamping is done, the pattern must be *cleaned immediately*: this is done by placing the pattern on a table, and turning benzine or naphtha over it to cut the paint; then wiping the pattern *dry on both sides* with an old cloth, or ter still, with cotton waste, such as machinists use to clean machinery; this is cheap and absorbs the paint and naphtha quickly; hold the pattern up to the light to see if the holes are all clear, if they are wash it the second time. *Do not use the pattern for powder immediately after it has been washed*; let it dry a short time, otherwise moistened gum will clog the perforations.

**TO MAKE THE PAINT.**—Take zinc white, mix it with turpentine oil to about the thickness of cream, add a little drying, such as Parisian use. Get a painter to mix it for you. Keep in a tin pail (holding a pint is a good size), have a piece of board cut round, a screw in the centre for a handle, to fit loosely into the pail; this on the paint and keep it from drying up; add a little oil occasionally to keep the paint from growing too thick, and it will always be ready for use.

**THE BRUSH.**—Take a fine stencil brush or any brush with a square end, wind it tightly with a string from the handle down within one-half inch of the end, this will make it just stiff enough to distribute the paint well. Keep the brush in water, to keep from drying up, taking care to wipe off the water before using.

If these directions are carefully followed, the stamping will always be satisfactory. The great secret of success in this business is to frequently show new designs.

LARD OIL is better to use in the Paint than boiled oil.

We now furnish the Paint, all mixed, ready to use.

See price on Order S

## HINTS TO STAMPERS.

THE table on which the stamping is done should be covered first with one thickness of felt or other soft cloth, and then with a sheet of enameled cloth drawn tightly and tacked at the sides to make a perfectly smooth and level surface. In stamping plush, the nap should be rubbed up evenly before the stamping is done. In stamping repped silk or other goods with an uneven surface on which the paint is likely to spread, first stamp the pattern on a piece of paper, then turn the pattern over and wipe off all the paint with a *dry* cloth, then stamp the material and the line will come out fine and even. The oil will sometimes spread on some fine delicate silks, if it does so, let the stamping dry, then moisten the silk with naphtha and the oil will disappear.

A good blank book, on which to stamp the patterns for customers to look at, can be made with the thinnest manilla tag board. It costs only a little more than paper, and wears very much better. Our new sample book, (price 15c.) can also be used to show customers.

It is a good idea to pin the articles to be stamped to the table; all creases and wrinkles can thus be drawn out,

In stamping with powder, finer lines can be made if the distributor is rubbed over the pattern only in one direction, that is *not back and forth* but placing the distributor on the pattern, rub it across from left to right, then remove it from the pattern, and repeat the process.

It is sometimes difficult to make the powder stick on highly glazed linens; in such cases, the linen can be moistened slightly. It will be observed that it is necessary to have the iron much hotter to fasten the color on linen than on cotton or flannel.

Beginners generally get the *paint too thin*. It is a good idea for beginners to *practice* on some old materials.

*Never use a hot iron for paint stamping.*

The patterns should not be rolled or folded, but laid flat in boxes or within covers.

The secret of success in the stamping business is to frequently show new patterns which we can always supply.

## KENSINGTON PAINTING.

STAMP the design on the material to be painted, the same as for Kensington embroidery. Velvet is best to use for Kensington Painting. When painting on silk or satin, first put the oil paint on blotting paper to absorb the oil. Use oil paints same as used in oil painting. First apply the paint thickly over the outline of the pattern, then take a pen (*No. 2 Colorado Pen* is a good pen to use), and draw the paint down towards the center of the flower in imitation of the Kensington stitches. Shade as in ordinary painting, using the pen only. Another way is to scoop up the paint on the pen, and apply to the material in imitation of the Kensington stitches.

Apply the colors thick, but use care not to destroy the nap of the

material. Sew the material to be painted to paste board to keep it firm. Our New Book, *Kensington Embroidery and the Colors of Flowers*, will give you the correct colors and shades to use in painting the flowers. See sample pages in this book.

## BLACK PAINT FOR STAMPING LIGHT GOODS.

THIS must be used with great care. If you are not going to make a business of stamping, use the Powder. This Black Paint can be used in place of the Blue Powder, but if the material to be stamped is to be washed, or is a delicate color, you had better use the Powder, as the Paint will not wash out.

To make the Black Paint, take pure coach black, ground in oil, (you can buy it in small cans). Add a little drying, not too much, as it wants to be used thick. *Don't put any oil into it!* Apply with a brush. You should have a brush for each Black and White Paint. The Black Paint does not want to be as thin as the White Paint. After using, wash the pattern with naphtha. Keep the naphtha away from the fire!

## TO MAKE A SUCCESS OF STAMPING,

Read carefully these *Instructions for Stamping*. The powder is to be used for light goods. *It will not work well on dark goods*. Use the Paint (see *Instructions*) for dark goods. The Paint cannot be sent by mail. If you have never done any stamping, practice first with the Powder on some pieces of white cloth. Tissue paper is best to lay over the pattern when you use the iron.

## INDELIBLE WHITE PAINT,


Used for stamping dark goods, felt, plush, etc. As some of our customers have not been able to get the Paint mixed so that it will work right, we have decided to have it put up. The paint is put up in paint-tubes. We send two tubes of the Paint, *all mixed, ready to use*, and the Brush, by express, for \$1.00; two tubes of the Paint, without the Brush, for 60 cents, by express. This Paint cannot be sent by mail, must be sent by express; the person ordering it pays the express charges.

## BRUSHES FOR PAINT STAMPING.

WE have had some Brushes made expressly for Paint Stamping. They are made good and stiff, and are all ready to use without any winding. Price, 50 cts. by mail, or two tubes of Paint and the Brush, by express, for \$1.00.

## BLUE POWDER.

THE Blue Powder is to be used for stamping light goods. (*Read Instructions*) *It will not work well on dark goods*. Price of Blue Powder, 20 cents per box, by mail. Distributing Pads, 10 cents.

 We do not make or sell *White Powder*. Use the Paint for stamping dark goods.

57 Please take notice that we have made a change in our \$1.00 Stamping Outfit, and now send 35 Stamping Patterns instead of 13 Patterns.

# NEW STAMPING OUTFIT!

For KENSINGTON, OUTLINE, and RIBBON EMBROIDERY, BRAIDING, etc.

With this Outfit you can do your own Stamping, and Stamping for others.

Our New Outfit contains 35 Stamping Patterns: — Designs of DAISIES, FERNS, WILD ROSES, LILIES-OF-THE-VALLEY, BOUQUETS, OUTLINES, HALF WREATH OF ROSES for Pillow Shams, STRIPS FOR FLANNEL SKIRTS, SCALLOPS, VINES, BRAIDING PATTERN, CHERRIES, BUTTERFLIES, GRASS-HOPPER, MOUSE, KITTEN, FROG, ANCHOR, STAR, etc. PRICE LIST of Floss, Crewels, Silk, Chenille, Felt, etc.

FULL INSTRUCTIONS for Stamping and Working. Box Stamping Powder. Distributing Pad. Instructions for indelible Stamping.

NEW SAMPLE BOOK containing over 1300 ILLUSTRATIONS of *New* and choice designs for all kinds of Embroidery. Illustrations of

*Roses, Golden Rod, Sumac, Coxcomb, Pansies, Daisies, Woodbine, Ferns, Wreaths, Vines, Braids, Scallops, Corners, Outlines, Alphabets, Monograms, etc.*

WE SEND THIS OUTFIT BY MAIL FOR \$1.00.

## EXTRA STAMPING PATTERNS.

*Outline Alphabet* (26 letters), 50c.; *Sheaf of Wheat*, 15c.; *Cluster of Strawberries*, 10c.; *Forget-me-nots*, 15c.; *Calla Lily*, 15c.; *Pansies*, 15c.; *Pond Lilies*, 15c.; *Outline Design*, 10c.; *Golden Rod and Asters*, 15c.; *Sprig of Sumac*, 15c.

SPECIAL OFFER: — We will send *all* these Extra Stamping Patterns and the Stamping Outfit for \$2.00.

# \$3.00 OUTFIT!

OUR \$3.00 OUTFIT contains everything in the \$1.00 Outfit, also the Extra Patterns that we send with the \$1.00 Outfit for \$2.00, 2 Tubes of our Indelible White Paint, *all mixed*, ready to use, for stamping dark goods, and a Stamping Brush. We send this Outfit by Express for \$3.00. The person ordering it pays the express charges. This Outfit cannot be sent by mail.

## Do You Want to Make Money?

*You can by doing Stamping. It is a paying business.*

If you think you would like to do Stamping, put out your sign —

KENSINGTON STAMPING DONE HERE.

and send to us for an assortment of Patterns. You can get 15 cents for stamping a hat band. In fact, you can pay for many of the Patterns the first time you use them. The same Patterns, with care, can be used hundreds of times.

Please send Stamp, when writing for information, to pay return postage. Send large amounts by P. O. Order, Registered Letter or Draft. We prefer bills to postage stamps when the order amounts to dollars. If you have not our NEW SAMPLE BOOK, please send us 15 cents, and we will send it. Every person doing Stamping, should have this book.

Address J. F. INGALLS, 29 Munroe Street, LYNN, MASS.

# PERFORATED PARCHMENT STAMPING PATTERNS


Have you got our NEW SAMPLE BOOK? It contains over

**1300 ILLUSTRATIONS!**


Of our Popular Stamping Patterns for Kensington, Outline, Rococo and Ribbon Embroidery; Braiding, Kensington and Lustro Painting, Alphabets, Monograms, etc., etc.

We give four Pages from our New Sample Pattern Book. The Sample Pattern Book has 128 pages about the size of this page.

Every person doing Stamping should have this Book, as it will be a great help to you in selecting your Stamping Patterns.



We send this Book by mail for 15 Cents.



ADDRESS ALL ORDERS TO

J. F. INGALLS, 29 Munroe St., LYNN, MASS.





9375  
4x4  
10c



303  
Pine cones  
12x14-50c



745  
8x12  
25c



9390  
4x7  
10c

Golden-rod



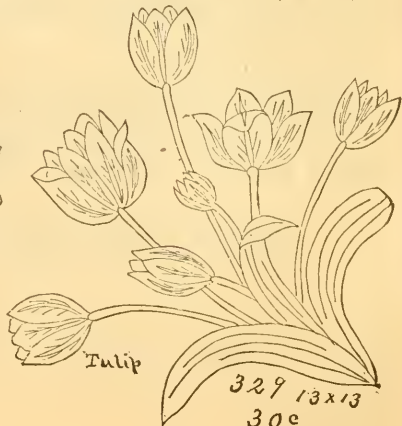
733-30c  
7x13



734  
8x8  
25c Holly



9261  
3x6 10c



Tulip

329 13x13  
30c







9288  
5x6-10c



504  
6x19  
25c



554  
12x19  
25c



9281  
6x7  
15c



515  
10x16  
50c



Holly  
786. 6x7-20c



9333  
4 1/2 x 6  
10c



7x9  
15c  
9263



890  
6x7-15°



10288  
4 1/2 x 6 10°



No 10226 - 4 x 8 in - 15°



440  
14 x 16  
35°



No 637  
14 x 18 in - 35°

No 10228  
6 1/2 in - 10°



Little Boy with Staff

No 810  
7x8m 25¢



No 801  
4 1/2 x 6 1/2 - 70¢



No 809  
7x9m 25¢



No 812 - 8 1/2 x 9 inches 25¢



No 146 - 3 1/2 x 4 1/2

No 160 - 2 1/2 x 3 - 5¢



No 815 - 7 1/2 x 8 1/2 - 25¢



No 1067  
2 1/4 - 5¢



No 1050  
3 1/4 - 5¢



No 189 - 3 x 3 - 5¢



No 816 - 7.9 - 25¢



No 817 - 6.9 - 25¢



No 171 - 4 1/4 - 10¢



Young Owls  
No 265 18 x 23m 50¢



GOOD MORNING  
No 803 - 8.9 - 25¢



No 819 - 9.10 - 25¢

→ † INGALL'S † ←

# MANUAL OF FANCY WORK.



NEW EDITION!

**T**HIS *New Edition* contains INSTRUCTIONS and PATTERNS for *Artistic Needle Work, Kensington Embroidery, etc.* It gives a list of the *Fabrics and Materials* used in Decorative Needle Work. Patterns for *Lady's Hand Bag, Scrap Basket, Pin Cushion, Whisk Broom Holder, Splasher, Banner Lamp Shade, Tidy, Mat, Oak-Leaf Lacc. Umbrella Case, Table Scarf, Work Bag, etc.* Tells how to make *South Kensington, Outline, Persian, Fanina, Knot, Button-Hole, Point Russe, Snowflake, Star, Satin, Chain, Wound, Stem, Plush, Rococo, Open Work, Filling, Irish, Hem, and Feather Stitches.* Gives the Terms used in Crochet and Knitted Stitches. Contains directions for Stamping, and over 250 ILLUSTRATIONS of our PERFORATED STAMPING PATTERNS, including Illustration of *Wild Roses, Pansies, Golden Rod, Snmac, Coxcomb, Poppies, Snow Balls, Daisies, Hops, Barberries, Cactus, Woodbine, Ferns, Corners, Wreaths, Scallops, Braids, Vines, Outlines, etc.* We send this book by mail for **18 2-cent stamps** (36 cts.); **5 for \$1.00**; **12 for \$2.00.**

✂ We give Sample Pages from *Ingalls' Manual of Fancy Work.*




SOUTH KENSINGTON OUT-  
LINE STITCH

It cannot be clearly explained in words, but may be comprehended at once by inspection of the engraving. It forms an unbroken outline, which appears like a finely twisted silk cord. It is very effective on satin, and is used for such designs as statuary with flowing draperies, Cupid, game, etc., looking when

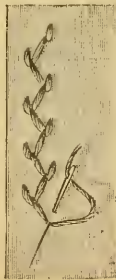
finished, like a fine pen and ink drawing. One panel done on old gold satin, with dark olive embroidery silk, is exquisite. There is no filling in or shading; it is simply the outline that is followed; and also the strokes which would be made with a pen to represent drapery, or any of the other details of an unshaded sketch. It is very effective in foliage, butterflies, animals, etc., and may be made on almost any article of fancy work, as well as used for marking linen.

SATIN STITCH

Is done in all sorts of flosses, embroidery silks, zephyrs and crewels, and upon silk, satin, velvet, cloth and canvas. The pattern must be stamped and then "run" along all the lines with silk or worsted, and



SATIN STITCH.




DESIGNS FOR FEATHER STITCH.

each leaf and petal, if of good size, must be crossed and recrossed with the same, all before the real embroidery begins. There must be no break in the edge of a leaf or petal, and consequently each stitch must be carefully and evenly set. In leaves, such as the one shown in the illustration, the center is defined by the meeting of the stitches, which must be exactly even. Satin stitch is simply an over-and-over stitch, and generally both sides of the work look almost equally well.

DESIGNS FOR FEATHER STITCH.

These two designs are very pretty for fastening the edges of ribbons or strips of contrasting fabric to position, or for outlining borders, hemming flannels and embellishing fancy work generally. It is done by the chain stitch movement, and is very simple.



IRISH STITCH.

the proper idea of the effect and the manner of working. The German stitch is done in precisely the same way as the Irish, except that the stitch crosses the canvas diagonally. By exercising a little judgment and ingenuity, it will be seen that the worsted need only cover the surface. In doing it the regular way, the under side, as well as the upper, is covered with the zephyr, a method which many condemn.

IRISH STITCH.

This is a "filling in" or "grounding" stitch, and is made with alternate long and short back stitches, the short stitches of one row commencing at the ends of the long ones on the row above. It is generally done with zephyr, which is not too thick, as every perpendicular thread of the canvas is not over-worked—only the spaces between. The engraving will give you



HEM STITCHING.

HEM STITCHING.

For handkerchiefs, linen-lawn collars and cuffs, the ends of neckties, scarfs, etc., hem stitching is much used. A few threads are drawn out of the article to be finished, where the hem is to be felled; and the felling is then done. After this, the ravelled or drawn space is separated into little spaces by knotting a few of the threads together at regular intervals with fine floss or cotton, and then the side next the felling is separated into extra spaces by dividing with a sort of back-stitch taken through the knot, each cluster being first knotted together. A close inspection of the picture and a little ingenuity will enable one to easily hem-stitch any article desired, better than any written instructions can direct.



# SAMPLE PATTERNS

TAKEN FROM OUR

## 25-CENT BOOK OF

## WORSTED

# Cross-Stitch Patterns!

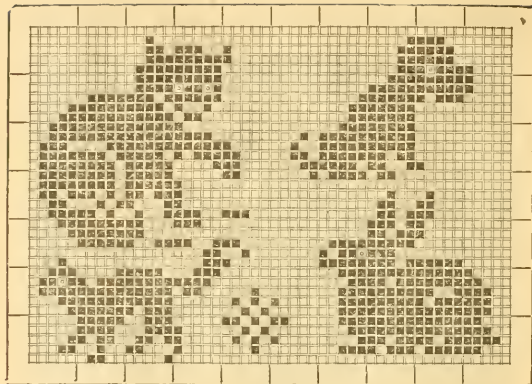
NEW 1885 EDITION.

**T**HIS NEW EDITION contains 12 ALPHABETS and over 100 other Patterns for WORSTED WORK, TOILET SETS, CRAZY CUSHIONS, etc. Patterns of BORDERS, CORNERS, FLOWERS, BIRDS, ANIMALS, PANSIES, ROSES, STORK, ELEPHANT, DEER, ROOSTER, BUGS, BUTTERFLIES, CATS, DOGS, RABBIT, COMIC DESIGNS, etc. Price, 25 cts., postpaid. 8 for \$1.00; 18 for \$2.00.

Address all Orders to


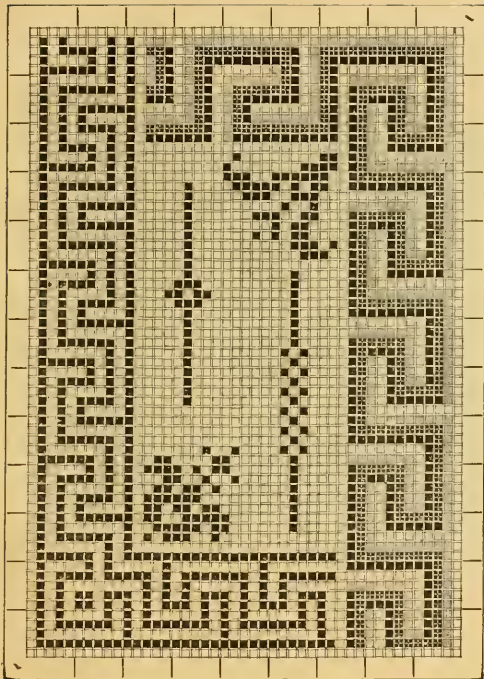
## J. F. INGALLS,

29 MUNROE STREET, LYNN, MASS.



Please read the SPECIAL OFFER of Books and Patterns on the first page.





Fourth row. — Short crochet into short crochet, chain of 4, 6 long crochet, putting two into each space, chain of 4, short crochet into short crochet, etc.

## NOVEMBER THREE.

For Lambrequins, Stands, etc.

First row. — Chain of 18 stitches.

Second row. — 6 long crochet into fourth stitch, chain of 3, skip 6, 6 long crochet into seventh stitch, chain of 3, 6 long crochet into seventh stitch.

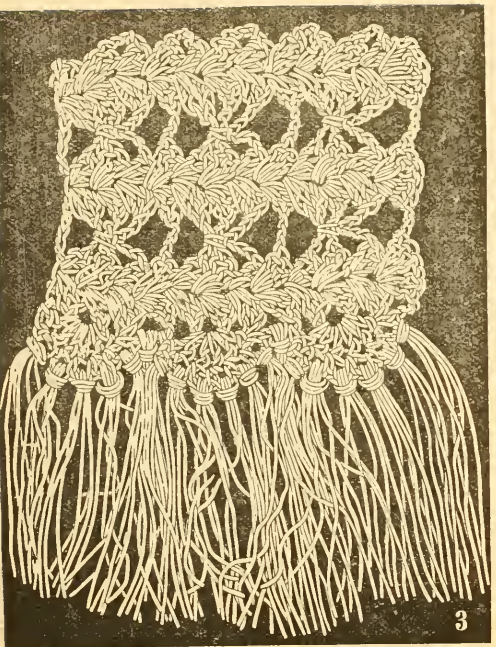
Third row. — \* Chain of 3, 6 long crochet into center of shell, repeat from \* twice.

Fourth row. — Chain of 3, \* 6 long crochet into center of shell, chain of 3, catch around two preceding chains with single crochet, chain of 3, repeat from \*, 6 long crochet into shell, 6 long crochet into loop made by chain of preceding row, single crochet, into first loop.

Fifth row. — \* Chain of 2, single crochet into first stitch of shell, repeat from \* 5 times, \* chain of 3, 6 long crochet into shell, repeat from \* twice, chain of 3, turn, repeat from second row, etc.

Put fringe into loops made around the edge.

Sample Page from Ingalls' Handbook of Crochet and Knitted Lace.



CROCHET WORK.

CHAIN STITCH.

Nos. 1, 2 AND 3.—DETAIL OF CHAIN STITCH. — The fundamental principle of all crochet work, whether the pattern is simple or intricate, is the chain-stitch, the method of making which is fully illustrated by the engravings and accomplished in the following way: Take an end of the thread or wool to be used in the work in the left hand; twist the thread so as to form a loop, and hold the loop between the left fore-finger and thumb; throw the thread *over* the first and second fingers, *under* the third finger and *over* the fourth finger. The fourth finger by pressing against the third finger, serves as sort of tension for the thread, so that the work may be done loose or tight, as desired. This is the method for holding the thread properly, and is illustrated at No. 1. Pass the hook through the loop, and under the loose thread over the first fingers, as shown by No. 2.

Then pull the hook through the loop; keep the loop thus formed on the needle, and pass the needle under the thread and pull it through the loop as shown by No. 3.

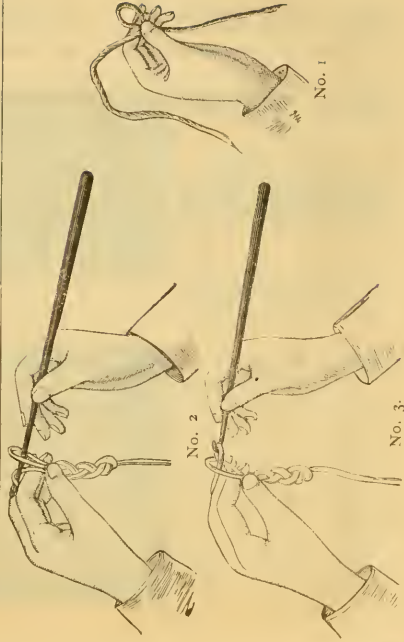
Continue in this manner, till a chain of suitable length is obtained. Each time the hook is pulled through a loop, counts as one stitch.

STAR STITCH.

Nos. 4, 5, 6, 7, 8, 9, 10 AND 11. — METHOD OF MAKING STAR STITCH — To make his stitch, first make a chain of stitches of whatever length the article to be made is to

Sample Page from Ingalls' Handbook of Crochet and Knitted Lace

CROCHET WORK.





# EXTRA SPECIAL OFFER!

Fancy Work Books and Patterns, Retail Price. \$1 96  
 New Stamping Outfit . . . . . 1 00  
 Extra Stamping Patterns, Retail Price . . . . . 1 75  
*New Book: COLORS OF FLOWERS, for Embroidery* . . . . . 35

---

Retail Price of all . . . . . \$5 06

# Extra Special Offer!

All for \$3.00.

## Silk & Satin Pieces for Patchwork.

Samples with Sprays of Flowers stamped on them. Also, Book of Patterns and Instructions for Patchwork, containing 40 Point Russe and Snow Flake Stitches. All for 14 Two Cent Stamps. (95 cts.)

J. F. INGALLS, Lynn, Mass.



# SPECIAL OFFER!

☞ \$1.96 for \$1.06.

INGALLS' MANUAL OF FANCY WORK, *New Edition* . . . . . 36c.  
 BOOK OF INSTRUCTIONS FOR PATCHWORK . . . . . 15c.  
 WORSTED CROSS-STITCH PATTERNS, *New Edition* . . . . . 25c.  
 Book for making MACRAMÉ LACE and RICK-RACK TRIMMING . . 15c.  
 NEW BOOK OF DARNED LACE PATTERNS . . . . . 25c.  
 INGALLS' HAND-BOOK OF CROCHET AND KNITTED LACE . . . 30c.  
 5 COLORED *Cross-Stitch* PATTERNS . . . . . 20c.  
 8 TIDY PATTERNS . . . . . 20c.  
 6 POINT RUSSE PATTERNS . . . . . 10c.

The Retail Price of all these Books and Patterns is . . . . \$1 96

**SPECIAL OFFER:**—We will send **ALL** of these Books and Patterns by mail for \$1.00 and 3 2-cent stamps.

For full description of these Books and Patterns, please read the advertisements on this page. Send \$1.06 for ALL, and sell what you don't want at the retail prices.

ADDRESS


## J. F. INGALLS,

29 MUNROE STREET, : LYNN, MASS.

# Kensington Embroidery

AND THE

## COLORS OF FLOWERS.



### A NEW BOOK,

Giving the *Correct Colors* and *Shades* to be used in embroidering Roses, Daisies, Lilacs, Clover, Poppies, Forget-me-nots, Bachelor's Buttons, Sorrel, Violets, Sun Flowers, Pansies, Lilies of the Valley, Sumac, Golden Rod, Woodbine, Trailing Arbutus, Thistles, Apple Blossoms, Barberries, Innocence, Peach Blossoms, Lilies, Dandelions, Tulips, Pine Cones, Cat Tails, Wheat, Oats, Grasses, Ferns, Mountain Ash, Smilax Leaves, Heliotrope, Strawberries, Pussie Willows, Wild Columbine, Wild Geranium, Blackberry Vine, Buttercups, Golden Coreopsis, Iris, Coleus Leaves, Nasturtiums, Hardhack, Azalia, Flowering Almond, Morning Glory, Geranium, Russian Snow Flower, Love-in-the-Mist, Love-lies-Bleeding, Calla Lilies, Coxcomb, Crocus, Cactus, Fuschia, Salvia, Marygold, Carnation Pink, Cherries, Bitter Sweet, Japonica, Wild Laurel, Chicory, etc.

**This book also contains ILLUSTRATIONS and CLEAR DESCRIPTIONS of the STITCHES; tells what COLORS look best together; what MATERIALS and STITCHES to use in Working the Flowers: how to PRESS EMBROIDERY; how to WASH SILK, and an Illustrated chapter on finishing FANCY WORK.**

Ladies doing Kensington Embroidery, Art Needlework, etc., will find this book a great help.

We send this book by mail for 35 cts.; 5 for \$1.00.

Address all orders to

**We give Two Sample Pages from this Book.**

# Imported and American Embroidery Silk.

## BRIGGS' IMPORTED SILK AND FLOSS.

WE have over 230 shades of Briggs' Imported Silk, *Warranted to Wash*. The silk is put up in skeins of 10 yards each. Price 5 cents a skein; 12 skeins, one shade, 45 cents; 12 skeins, any shades you may select, 50 cents; 108 skeins, not less than 12 skeins of any one shade, 30 cents per dozen skeins. Briggs' Imported Silk and Floss is put up in bunches of 12 skeins.

## BRIGGS' IMPORTED FLOSS, Over 230 Shades.

THE Floss is put up in skeins of 6 yards each. Prices the same as for the Silk, 5 cents a skein; 12 skeins, one shade, 45 cents; 12 skeins, any shades you may select, 50 cents; 108 skeins, not less than 12 skeins of any one shade, 30 cents per dozen skeins.

We also furnish the **Silk and Floss Shaded** at the same prices. We have 39 different shades, in **SHADED** as follows:—

Bright Green,	Nut Brown,	Blues,
Peacock,	Pink,	Orange Yellow,
Sage Drab,	Stem Browns,	Olive Green,
Old Gold,	Virginia Creeper,	Violet,
Cardinal,	Tea Greens,	Golden Olive,
Olive Green,	Flesh,	Crimson,
Dk. Virginia Creeper,	Rose Leaf,	Steel,
Plum,	Yellow,	Apple Green,
Bronze,	Brown Olive,	Jasmin,
Coral,	Gold to Prune,	Sage,
Lincoln Green.	Gold to Myrtle,	Fawn,
Faded Leaf,	Tea Rose,	Moss Green,
Flame,	Beech Leaf,	Sky.

## NONOTUCK EMBROIDERY SILK.

WE consider this the best American Embroidery Silk. Great variety of colors. Over 250 shades.

Each skein contains about 3 yards. Price, 2 cents a skein; 25 skeins, one shade, 30 cents; 25 skeins, any colors you may select, 35 cents. We also furnish the Silk in bunches of 25 skeins, assorted colors, for 30 cents. These assorted colors are nice for Crazy Patchwork. A certain number of any one shade, or color, cannot be given in these assorted colors. The Embroidery Silk is put up in bunches of 25 skeins. 100 skeins, 4 shades—25 skeins of any one shade, or assorted colors, for \$1.00.

## NONOTUCK SHADED EMBROIDERY SILK

Comes in larger skeins; each skein contains about 4½ yards. Price 3 cents a skein; 20 skeins 40 cents.

The Shaded Embroidery Silk is put up in bunches containing about 50 skeins. Price per bunch any *one* shade, 75 cents. We pay postage. Send cash with orders. We can furnish 36 popular shades of the Shaded Embroidery Silk.

## FLORENCE KNITTING BOOKS.

WE have three of these popular Books. Price 6 cents each, or the three for 15 cents. No. 3 gives patterns for **KNITTED EDGINGS and MITTENS**. No. 4, patterns for **LACE EDGINGS, MITTENS, and FANCY PATTERNS**. No. 5, patterns for **LACE EDGINGS, MITTENS, BABIES' SOCKS**, etc.

**FLORENCE KNITTING SILK**, ANY SHADE, 40 cents a ball; 3 balls for \$1.00.

— all Orders to J. F. INGALLS, — No. 29 Munroe Street, Lynn, Mass.



# PRICE LIST

— OF OUR —

## FINE MATERIALS FOR KENSINGTON EMBROIDERY, WORSTED WORK, ETC.

We will send the following Articles by Mail on receipt of Price:

Embroidery Silk, 2c. per skein; 25 skeins, 40c.  
Shaded Embroidery Silk, 3c. per skein; 20 skeins, 40c.  
Kensington Floss, or Filoselle, any shade, 5c. per knot; 6 knots 25c.; 25 knots \$1.00.  
English Floss, 7c. per knot; 4 knots, 25c.; 18 knots for \$1.00.  
English Crewels, 7c. per skein; 18 skeins, \$1.00.  
Fine Art or Split Crewels, 10c. per skein; 15 skeins, \$1.00.  
Embroidery Chenilles, any shade, 6c. per skein; 22 skeins \$1.00.  
Chenilles for working Sumac, etc., 35c. per bunch.  
Aurine, 7c. per skein; 18 skeins \$1.00.  
Embroidery Cotton, fust colors, 3c. per skein; 10 skeins, 35c.  
Florence Etching Silk, all colors, Nos. 50 and 1000, 7c. per spool; 10 spools, 60c.  
Florence Knitting Silks, 40c. per ball, any color.

### WORSTED.

Single, Double, or Split Zephyr, one lap, 13c.; more than one lap, 12c. per lap.  
Single Zephyr Worsted, less than one lap of any one shade, 1c. per knot. (A lap is the same quantity that used to be called an ounce.)

### FANCY YARNS.

Midnight and Germantown Yarn, 30c. per skein, 2c. extra for postage; \$2.00 per pound, 10c. extra for postage.  
Best Saxony Yarn, 35c. per skein, 2c. extra for postage; \$2.50 per pound, 10c. extra for postage.  
Shetland Yarn, 30c. per skein, 2c. extra for postage; \$2.00 per pound, 10c. extra for postage.  
Angora Shetland Floss, 30c. per skein, 2c. extra for postage; \$2.00 per pound, 10c. extra for postage.  
Cashmere Yarn, 30c. per skein, 2c. extra for postage; \$2.00 per pound, 10c. extra for postage.  
Scott Yarn, 55c. per skein, 4c. extra for postage; \$2.00 per pound, 10c. extra for postage.  
Welsh Fingering, 40c. per skein, 2 cents extra for postage; \$2.50 per pound, 10c. extra for postage.  
Drab Linen Aida Canvas, 18 inches wide, 50c. per yard.  
White Java Canvas, 18 inches wide, 25c. per yard.  
Drab or Buff Canvas, 18 inches wide, 30c. per yard.

**EMBROIDERY SILK FOR PATCHWORK.**—Mixed colors 30 cts. a Package. Each Package contains an assortment of colors in short lengths. This Silk is sometimes called "Waste" Embroidery Silk. If you want Embroidery Silk for Patchwork, in a variety of colors, this is the cheapest way to buy it.

Address all Orders to

**J. F. INGALLS,**  
29 MUNROE STREET : LYNN, MASS.

# ☀ Turkish Rug Patterns. ☀

## WHAT ARE THEY?

They are Designs of Animals, Flowers, Scrolls, etc., printed or stamped on heavy Burlaps, and are shaded in the various colors required to make them perfect. You understand that the Designs or Patterns are NOT ON PAPER but CLOTH, which forms the foundation for the Rug. They are filled with rags, or worsted yarn, carpet filling, etc., arranged in narrow strips, and drawn up through from the under side with a Hook (made expressly for this purpose), and clipped or sheared off to imitate Turkish Rugs; and some of them are so nicely made that it is hard to tell one from the other. Now save your rags and try one, and see if the above is not true.

Full printed Instructions for making sent with each Pattero.

LIST OF DESIGNS sent by mail, postpaid, for prices named. *Order by numbers.*

We also furnish Rug Hooks made of brass wire, with hard wood handles, and bent to fit the hand, so as not to tire the arm in working, for only 20 cts.

No. 16 — Size  $1\frac{1}{2}$  x 1 yd. Has a vine of morning glories running around the rug for a border, and a small cluster of flowers in center. Price, 40 cts.

No. 17 — Size  $1\frac{1}{2}$  x 1 yd. Has a plain scroll border, with a pair of ducks just going down into the water; a few flowers, brakes, etc., for center. A handsome pattern and easy to work. Price, 40 cts.

No. 19 — Size  $1\frac{1}{2}$  x 1 yd. Has a Spaniel dog lying on a box, very clearly printed in moss and brown colors, in center; with a variety of roses, leaves, buds, etc., in corner, and a plain border. Price, 40 cts.

No. 21 — Size  $1\frac{1}{2}$  x 1 yd. Has a rooster, hen and chickens, and some flowers in center, with hawk coming down after a chicken. Plain border. Price, 40 cts.

No. 22 — Size  $2\frac{1}{2}$  x  $1\frac{1}{2}$  yds. Has a very pretty moss scroll border, with a stag standing near a lake of water, very pretty landscape scenery, etc., in center. A very nice sofa rug. Price, 75 cts.

No. 28 — Size  $2\frac{1}{2}$  x  $1\frac{1}{2}$  yds. Half oval Has a very handsome branch of roses, leaves, etc., for a center, with the word "Welcome" beneath it, making a very nice door mat. Price, 50 cts.

No. 50 — Size  $2\frac{1}{2}$  x  $1\frac{1}{2}$  yds. Has a wreath of autumn leaves for border; with a center of fruit and flowers, and a peach with leaves, etc., in each corner. A good pattern for those learning to work. Price, 60 cts.

ADDRESS ALL ORDERS TO

J. F. INGALLS, 29 Munroe St., LYNN, MASS.

## TWINE CROCHET OUTFIT!

EACH OUTFIT contains 2 BALLS of OAKDALE TWINE, 1 CROCHET HOOK, 2 TWINE TIDY PATTERNS with Full Directions for making the Tidies, and a copy of INGALLS' HAND-BOOK OF CROCHET AND KNITTED LACE. We send this Outfit by mail for 40 2-cent stamps (80 cts.)

"OAKDALE" TWINE used for making Tidies, Lambrequins, etc., 30 cents a ball; 4 balls for \$1.00; unbleached or colored.

BLUE DRY STAMPING POWDER, 20 cts. a box.

We do not make or sell White Powder; 2 TUBES of WHITE PAINT for stamping dark goods, also a STAMPING BRUSH for \$1.00 by express.

DISTRIBUTING PADS, 10 cts. each.

## 12-CENT AUTOGRAPH ALBUM.

ILLUSTRATED with Pen Scrolls, Orient and Chinese Pictures, Birds, Ferns, Mottoes, etc. Fancy Cover (100 Album Quotations given free with each Album). Price, 12 cts. each; 3 for 25 cts.

Address J. F. INGALLS, 29 Munroe St., LYNN, MASS.



## Invaluable to Every Lady!

**The Ladies' Manual of Fancy Work.** A new book, giving plain directions for Article Embroidery, Lace Work, Knitting, Tatting, Crochet Work, and all kinds of fancy Needle Work. This valuable book is beautifully printed on fine steel paper, has a handsome cover, and contains over

**500 Illustrations, Price only 50 cents!**

Comprising designs for Monograms, Initials, Knit Edgings, Cross Stitch Patterns, Point Ruses, Berlin and Shirazand Wool designs, Applique designs, Knit Greenaway designs for Doilies, etc., Handkerchief designs, Lace Work, Knitting, Tatting, Crochet Work, and all kinds of fancy Needle Work. Also, Cushions, Footstools, Hat Baskets, Pin Cushions, Ottoman, Work Baskets, Pen Wipers, Bed-Quilt, Laminquina, Work Bags, Book Covers, Wood Boxes, Door Panels, Scrap Baskets, Sofa Corsettes, Toilet Bottle Cases, Table Top Patterns, Folding Screens, Church Font Decorations, Sofa Cushions, Music Portfolios, Slipper Patterns, Persian Rugs, Wall Pockets, Carriage Rugs, Chair back Covers, Towel Hangers, Perfume Cases, Match Boxes, Eye Glass Pockets, Collar Boxes, Chair Bolsters, Umbrella Cases, School Bags, Fabrik-work Designs, Colla Purse, Designs for Trousers and Burpees, Wood Baskets, Commodore, Biba, Glove Cases, Air Castles, Gypsy Tables, Hair Receivers, Paper Weights, Tabla Mats, Night-dress Cases, Shoe Bags, Needle Books, Jewel Boxes, Door Mats, Knitted Jackets, Bottle Cases, Paper Bags, Pillow Shams and Hair Pin Holders, and the number of every one.

Every lady will find this book a useful companion and invaluable to all who love fancy work. Plain directions with each design.

Jenny June in her preface to this book, says, "This present volume does not pretend to furnish the theory or practice of the highest Needle work, but it is a book which is useful for dress or household decoration—than have ever before been gathered within the leaves of one man's."

This is the Book that has been advertised so much. Price only 50 cents. We will send you 3 copies for \$1.00; 12 for \$3.50, by mail, postage paid.

## BRISTOW'S CROCHET BOOKS.

- No. 1.—How to Crochet. A book for beginners. Price, 15 cents.
- No. 2.—Twine Crochet Work. A book of Instructions and Patterns for Crocheting Twine, Window, Mantel, Table and Bracket Lambrequins. Price, 15 cents.
- No. 3.—Miscellaneous Designs for Crochet Work. A book of Patterns for Ties, Squares for Bed Spreads, Rosettes, Table Mats, etc. Price, 15 cents.
- No. 4.—Fine Crochet Work. Patterns for Lace Edgings, Insertions, etc. Price, 15 cents.
- No. 5.—Maltese or Hair Pin Crochet Work. This book contains designs for Fringes, Afghans, Maltese Edgings, Insertions, etc. Price, 15 cents.

**SPECIAL OFFER:**—These Five Crochet Books for 50 cents.

## DRAWN WORK.

This Book has

\*31 ILLUSTRATIONS AND FULL INSTRUCTIONS\*— for making this popular work.  
Price, 25 Cents 8 for \$1 00

## New Stitches for Crazy Patchwork.

This *New Book* gives Illustrations of *Eight 9-inch Blocks*, and over 100 POINT RUSSE, SNOW FLAKE, CRAZY, and FANCY STITCHES. It also gives *Plain Instructions* for making *Crazy Patchwork*. Size of pages about 11 inches square. We send this Book by mail for 25 cts.; 12 for \$1.80.

## COLORS OF FLOWERS FOR EMBROIDERY.

*A New Book!* It gives the *Correct Colors* and *Shades* for Embroidering Flowers, Wheat, Oats, Grasses, Ferns, etc. Ladies doing Kensington Embroidery will find this book a great help. Price, 35 cents; 5 for \$1.00. See full page advertisement in this book; also sample pages.

**LADIES' BOOK OF FANCY WORK & INSTRUCTIONS FOR STAMPING**  
PRICE, 15 CENTS.

**THE RETAIL PRICE** of these 10 Books is \$2.25. **SPECIAL OFFER:**—We will send you these 10 Books for \$1.00 and 15 two-cent stamps. Send \$1.30 for these 10 Books, and sell those you don't want at the retail prices.

Address all Orders to : J. F. INGALLS, 29 Muntroe St., LYNN, MASS.

# ELEGANT CHRISTMAS CARDS!

Put up in 25c., 50c. and \$1.00 Packages.

We do not sell part of a Package.  Order the Packages by the Numbers.

---

## Our Christmas Card Packets for 1884

Are unusually attractive, and we hope all will avail themselves of our offers:

**No. 1.—For 50 Cents and 4 Cents for postage,** 17 Marcus Ward's, Prang's, Hildershenner & Falkner's, and other finest Christmas and New Year Cards, together with a *handsome double Fringed Card*.

**No. 2.—For 50 Cents** (in stamps), 10 large and fine Cards from the above publishers, with *one fine Frosted Card*.

**No. 3.—For \$1.00 and 6 Cents for postage,** a choice selection of 25 beautiful Cards of Marcus Ward's, Prang's, etc., and a beautiful *Fringed Fan*, with cord and tassel, published by L. Prang & Co.

**No. 4.—For \$1.00 and 8 Cents for postage,** a selection of 10 of our largest and *Finest Cards*, together with a full Chromo Pict-

ure by Prang, handsomely mounted, with easel back. Publisher's price, 75c.

**No. 5.—For \$1.00 and 16 Cents for postage,** 10 double *Fringed Cards* (not folding), each in a separate envelope, and an *Antique Christmas Card*.

**No. 6.—For 50 Cents and 4 Cents for postage,** 5 fine chromo-lithograph Cards (in colors), printed on satin.

**No. 7.—For 25 Cents and 2 Cents for postage,** 8 Marcus Ward's, Prang's, Tuck's, and other beautiful cards, and one small *Satin Card*, with gilt edges.

**Double Fringed Cards** (not folding), 15 Cents each; 2 for 25 Cents.

---

ADDRESS ALL ORDERS TO

F. INGALLS, 29 MUNROE STREET, LYNN, MASS.

# Tidies, Splashers and Doilies Stamped on Fringed Linen.

## List of Tidies Stamped on Fringed Linen.

ORDER BY NUMBERS.

Price, 45 cents each, by mail, postage paid; \$3.50 per dozen, by exp.

- |                                         |                                          |
|-----------------------------------------|------------------------------------------|
| No. 40.—Lady Watering Plants.           | No. 274.—Bee Hive in a Medallion of Wild |
| 93.—Owl on Tree at Sunset.              | Roses. <i>Fine.</i>                      |
| 200.—Children Fishing.                  | 282.—Wild Roses.                         |
| 213.—Children and Lilies of the Valley. | 312.—Horse Shoe and Wild Roses.          |
| 214.—Girl and Cat.                      | 314.—Children Swinging.                  |
| 218.—Sisic on the lookout.              | 318.—Come Sit Tee Down.                  |
| 219.—Mother and Baby.                   | 325.—Daisies, Poppies and Wheat.         |
| 223.—Boy with May Horn.                 | 335.—Chums. <i>A fine design.</i>        |
| 226.—Girl with Hoop and Stick.          | 342.—Pond Lilies.                        |
| 235.—Miss Mollie Coming Through the     | 343.—Azalia.                             |
| Gateway. <i>Very cute.</i>              | 350.—Boy and Goose.                      |
| 236.—Boy and Girl under the Umbrella    | 365.—Disc.                               |
| Reading a Book.                         | 366.—Disc.                               |
| 239.—Jumping Rope.                      | 367.—Little Girl Holding a Kitten.       |
| 241.—Children.                          | 370.—Shells and Coral. <i>Very fine.</i> |
| 242.—Little Boy Drawing Little Girl in  | 371.—Children and Dog in Boat. <i>A</i>  |
| a Cart.                                 | <i>beautiful pattern.</i>                |
| 243.—Children Picking Apples.           | 373.—Branch of Apples.                   |
| 246.—Iris.                              | 374.—Boy with Dog in his Arm.            |
| 247.—Children with Bird's Nest.         | 974.—Branch of Cherries.                 |
|                                         | 975.—The Young Lovers. <i>Cute.</i>      |

We also furnish any of these Tidies stamped on linen, not fringed, for 25c. each, postage paid; \$1.75 per doz. by express. Not less than a dozen Tidies sold at the wholesale prices. Etching Silk for working the Tidies, 7 cts. a spool; 10 spools for 60 cts. All colors; black is best. Allow one spool to each Tidy. Waste Embroidery Silk, mixed colors, for working Tidies, 30 cents a package. Imported Etching Silk, *black only*, for working Tidies, 5 cents per skein: 12 skeins for 40 cents.

## Splashers Stamped on Fringed Linen.

ORDER BY NUMBERS.

Price, 60 cents each, by mail, postage paid; \$5.00 per dozen, by express. Not less than a dozen sold at wholesale.

Cash must be sent with the order.

- |                                      |                                       |
|--------------------------------------|---------------------------------------|
| No. 2.—Hunter and Dog.               | No. 174.—Fish.                        |
| 6.—Cat Tails and Pond Lilies.        | 175.—Medallion.                       |
| 8.—Bird, Grasses, etc.               | 176.—Boating.                         |
| 115.—The Old Mill.                   | 177½.—Fishing with Nets.              |
| 126.—Us Girls.                       | 911.—Bird, Stork, Cat Tails, etc.     |
| 131.—Bird Washing.                   | 912.—Frogs.                           |
| 132.—Morning Dip.                    | 913.—Morning Dip.                     |
| 134.—Splash! Splash!                 | 914.—Where have you been owl night?   |
| 137.—The Tug of War.                 | Three Owls.                           |
| 146.—Pond Lilies, Stork, etc.        | 915.—Splash! Splash!                  |
| 147.—Pond Lilies and Birds.          | 916.—Boating in Tub.                  |
| 148.—Daisies and Birds.              | 917.—A Jolly Dip. Bathing.            |
| 153.—Washing up.                     | 918.—Boy Carrying Little Girl through |
| 173.—London Bridge. <i>A beauty.</i> | the Water.                            |

We also furnish these Splashers stamped on linen, not fringed, for 45 cents each, postage paid; \$3.00 per dozen, by express.

## Doilies Stamped on Fringed Linen.

**Outline, Fruit, and Flower Designs.** Mention which kind you want. Price 15 cents each; 3 for 30 cents; 6 for 50 cents; 12 for \$1.00, sent by mail, postage paid.

Address all Orders to J. F. INGALLS, 29 Munroe Street, Lynn, Mass.

# Briggs' Transfer Patterns!

For Kensington and Outline Embroidery, Kensington  
and Lustro Painting,

BRAIDING PATTERNS. ALPHABETS, etc.

A warm iron passed over the back of these Patterns transfers them to the fabric. Have the iron warm, *not hot*. We keep a full stock of these Patterns (over 400 different designs), and fill orders by mail.

The difference between BRIGGS' TRANSFER PATTERNS and our Perforated Stamping Patterns is this:— BRIGGS' TRANSFER PATTERNS can be used but *once*; the Perforated Stamping Patterns, *with care*, can be used hundreds of times. If you only want to use the pattern once, BRIGGS' TRANSFER PATTERNS are the cheapest, if you want to use the same pattern more than once, our Perforated Stamping Patterns are the cheapest.


We send New Price List and a sample of the BRIGGS' TRANSFER PATTERNS by mail for 3 2-cent stamps. Briggs' Complete Catalogue, 196 page cloth bound book, containing over 400 Illustrations of the BRIGGS' TRANSFER PATTERNS, Price 25 cents. If you have the Catalogue, send us a 2-cent stamp for the New Price List and order your Patterns of us.

Address all Orders to

I. F. INGALLS, 29 Munroe St., Lynn, Mass.







LIBRARY OF CONGRESS  
0 014 080 602 A ●