

RC
1042
.K366
1986



U.S. Department
of Transportation

**National Highway
Traffic Safety
Administration**

**DOT HS 807 385
Final Report**

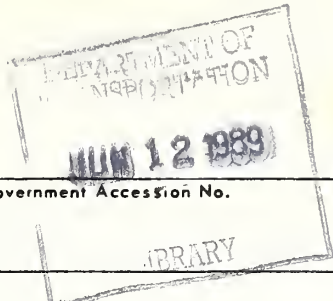
July 1986

Quantification of Occupant Response and Injury From Impact



The United States Government does not endorse products or manufacturers. Trade or manufacturers' names appear only because they are considered essential to the object of this report.

RC
1042
.K366
1986



1. Report No. DOT HS 807 385		2. Government Accession No.		3. Recipient's Catalog No.	
4. Title and Subtitle ✓ Quantification of Occupant Response and Injury From Impact,		5. Report Date July 4, 1986		6. Performing Organization Code	
		8. Performing Organization Report No.			
7. Author(s) Dimitrios Kallieris, Rainer Mattern		10. Work Unit No. (TRAIS)		11. Contract or Grant No. DOT-HS-7-01764	
9. Performing Organization Name and Address Institut fur Rechtsmedizin University of Heidelberg Postfach 10 30 69 6900 Heidelberg, West Germany		13. Type of Report and Period Covered FINAL REPORT 1980-1985		14. Sponsoring Agency Code	
		12. Sponsoring Agency Name and Address Biomechanics Division National Highway Traffic Safety Administration U. S. Department of Transportation Washington, DC 2590			
15. Supplementary Notes Contracting Officer Technical Representative Rolf H. Eppinger, NHTSA					
16. Abstract This report describes a number of side impact tests conducted using human cadaveric subjects. The tests used a sled to investigate whole body lateral impact response in a variety of conditions including both padded and unpadded walls. Information describing test procedures used dynamic responses measured, and injuries observed is also included.					
17. Key Words Impact Tests Side Impacts Biomechanics Impact Tolerance			18. Distribution Statement Document is available to the public from the National Technical Information Services, Springfield, VA 22161		
19. Security Classif. (of this report)		20. Security Classif. (of this page)		21. No. of Pages	22. Price

TABLE OF CONTENTS
=====

	Page
Introduction	1
Scope	1
Test Method	1
Preparation of the Cadavers	9
Instrumentation	9
Measuring Data Recording-Evaluation	10
Results	10
References	16
Appendix I Lateral Impact Cadaver Tests Into a Rigid Wall Impact Velocity 24 km/h	17
Appendix II Lateral Impact Cadaver Tests Into a Rigid Wall Impact Velocity 32 km/h	48
Appendix III Lateral Impact Cadaver Tests Into a Rigid Wall Impact Velocity 40 km/h	89
Appendix IV Lateral Impact Cadaver Tests Into a Wall with HNCB Pad Impact Velocity 24 km/h, 32 km/h	115
Appendix V Lateral Impact Cadaver Tests Into a Wall with APR Pad Impact Velocity 32 km/h	135
Appendix VI Lateral Impact Cadaver Tests Into a Wall with 2", 6", 12" - Ensolite Pad Impact Velocity 32 km/h	158

TABLE OF CONTENTS

(Continued)

	Page
Appendix VII	196
Lateral Impact Cadaver Tests Into a Volvo Door Impact Velocity 16/18/27/35 km/h	
Appendix VIII	224
Frontal Impact Three Point Belt Cadaver Tests Impact Velocity 50 km/h	
Appendix IX	249
Lateral Impact HSRI SID	

Introduction

Within the total automotive crash problem, side impacts have been shown to produce a large portion of both serious and fatal injuries. These injuries are produced as a result of the rapid changes in velocity an automobile occupant's body experiences during a crash. Any improvement to the side impact problem will be brought about by means that will ultimately modify the occupant's rapid body motions to such a degree that they will no longer produce injuries of serious consequences.

To achieve this goal, accurate knowledge of both the body's motion and resulting injuries under a variety of impact conditions is needed.

Possession of this knowledge will allow development of accurate anthropomorphic test devices and injury criteria which can be used to create effective injury countermeasures in vehicles.

Scope

The scope of the project was to investigate "Responses and injuries of the human body in lateral collisions".

Test Subjects

Test subjects were male and female human cadavers in the age range of 17 up to 79 years (Tab. 3) and the HSRI SID.

Test Method

The tests were performed on the decelerator sled of the Institute for Forensic Medicine of the University of Heidelberg (Kallieris 1974). To achieve a lateral impact test condition where the specimen approaches the impacting wall laterally at a predetermined velocity, the specimen is initially placed parallel to and approximately 2 to 3 feet from the impacting wall which is at 90° to the direction of travel of the sled (Fig. 1). The test sled is then gradually brought up to test speed with the offset distance between the cadaver and wall maintained. The sled then rapidly decelerated to zero velocity in a distance less than the offset

distance. Since the specimen is supported on low friction surfaces, it continues to translate laterally over the ground in its seated position, at the speed of sled prior to deceleration, toward the impact wall and impacts the now stationary wall at that speed. The conditions of the test are then solely determined by the test speed of the sled before deceleration and the compliance and geometric characteristics of the impacted wall.

Test Conditions

The investigated test series are considered according to test subject, collision velocity and impact area specification. The lateral impacts were conducted with velocities of 24 km/h, 32 km/h and 40 km/h. The left side of the test subject impacted

- a) into a rigid wall (Fig. 2)
- b) into a wall with HNCR pad (Fig. 3)
- c) into a wall with APR pad (Fig. 4)
- d) into a wall with 2", 6", 12" Ensolite pad (Fig. 5)
- e) into a Volvo door (Fig. 6)

The lateral impacts into a Volvo door have been conducted according to agreement between NHTSA and AB Volvo. Also according to agreement between NHTSA and AB Volvo 5 frontal collisions with belt-protected human cadavers have been conducted. The tests have been also performed on the deceleration sled. The chosen pulse is similar to the pulse from a Volvo P 140 impacting a fixed barrier in 30 mph. This pulse was chosen to enable comparisons to be made with earlier work.

A Volvo 244 front seat and a three-point retractor belt have been mounted on the sled. The longitudinal and height adjustment of the seat have been positioned in such a way that the feet of the cadaver were resting on the floor pan and the knee-proximal femur is just barely resting on the seat cushion (Fig. 7).

A review of the conducted test series can be seen in Table 1 and Table 2.




Fig. 1 Impact sled configuration for side impact tests (rigid wall without shoulder and pelvis force measurement)




Fig. 2 Impact sled configuration for side impact tests (rigid wall with shoulder and pelvis force measurement)




Fig. 3 Impact sled configuration for side impact tests (wall with 3,5" thick HNCB pad = fiber glass matrix without shoulder and pelvis force measurement)




Fig. 4 Impact sled configuration for side impact tests (wall with APR pad = 5,5" high and 5,5" deep open cell urethane block without shoulder and pelvis force measurement)



Fig. 5 Impact sled configuration for side impact tests (wall with 2" Ensolite pad with shoulder and pelvis force measurement)



Fig. 6 Impact sled configuration for side impact tests (Volvo door without shoulder and pelvis force measurement)




Fig. 7 Deceleration sled with test subject and restraint system

Test subject	impact veloc. km / h	impact typ	impact area spezif.	Numbers of Tests
Cadaver	24	Side imp.	Rigid Wall	7
Cadaver	32	Side imp.	Rigid Wall	9
Cadaver	40	Side imp.	Rigid Wall	5
Cadaver	24	Side imp.	HNCB	2
Cadaver	32	Side imp.	HNCB	4
Cadaver	32	Side imp.	APR	5
Cadaver	32	Side imp.	Ens.2,6,12 "	5
Cadaver	18	Side imp.	Volvo door	2
Cadaver	35	Side imp.	Volvo door	3
Cadaver	50	Front. imp.	3-Point belt	5
TOTAL				47

Table 1 : Test Matrix Lateral and Frontal Impacts
Cadaver Tests.

Run Number	impact veloc. km / h	impact area specif.
8101 D	23	Rigid Wall
8102 D	24	Rigid Wall
8103 D	24	A P R pad.
8104 D	24	A P R pad.
8105 D	32	Rigid Wall
8106 D	32	Rigid Wall
8301 D	27	Ensolute 6 ''
8302 D	32	Ensolute 6 ''
8303 D	32	Ensolute 12''
8304 D	24	Rigid Wall
8305 D	32	A P R Pad.
8306 D	32	Rigid Wall
8401 D	29	Ensolute 3 '' as left arm simulation
8402 D	32	Ensolute 2 '' as left arm simulation
8403 D	23	Ensolute 2 '' as left arm simulation
8404 D	32	Ensolute 1 '' as left arm simulation
8405 D	32	Rigid Wall
17 Dummy Tests		
Table 2 : Test Matrix Lateral Impacts HSRI SID		

Preparation of the Cadavers

Fresh unembalmed cadavers have been used. No cadavers subjected to trauma before testing have been used. The anthropometrical data are given under Results.

In an effort to assess the bone condition in the skeleton, bending tests of the 6th and 7th rib right have been performed.

The vascular system has not been pressurized, perfusion with ink has not been performed. The lungs have been pressurized with air to 35-45 mm HG and the trachea then closed.

X-Ray pictures have been taken pre and post impact. A full autopsy with a detailed investigation of the vertebral column (Schmidt et al, 1978, Mattern 1980) has been performed after each test. The injury severity was scaled in accordance with AIS 1976 (1980).

Instrumentation

Sled: deceleration in x-direction, thorax and pelvis force (load cells were placed at the wall (Fig. 8), from Run Nos 8208 - 8222, eleven cadaver tests and from Run Nos 8301D, eleven HSRISID tests).

Test Subjects:

Head: a nine accelerometer module (Padgaonkar 1976).

Thorax: the 12-accelerometer array (Eppinger et al 1978), lung pressure (in cadavers tests).

Pelvis: acceleration 3-axial.

In the frontal collisions the shoulder and lap belt forces have been additionally measured.

Photographic Documentation

For the lateral collision a high speed film from the lateral view was taken and for the frontal collision from two views, frontal and side view. Photos were taken before and after the test.

Further photos were made of the anterior - posterior and lateral x-rays of the head.

Measuring Data Recording - Evaluation

The data are recorded by using a multiplexed FM recorder. The data are subsequently digitized at 1600 samples per second and digitally filtered by using a finite impulse response filter having a pass band frequency of 100 Hz, and a stop band frequency of 189 Hz and a stop band attenuation of -50db. The digitization of the analog data was made by the WSU Detroit, the further evaluation by NHTSA.

Results

The evaluation of the measuring data of the most important measuring locations for each of the test series as mean response with +/- 1 st. deviation corridor can be seen in Appendix I - Appendix IX. A summary of all results of the anthropometrical data, impact conditions, the rib fractures, the AIS severity and the bending tests of the 6th and 7th rib for each test series is included in Tab. 3. Details about injuries of the test subjects can be found in Appendix I - Appendix VIII.

Run No	Sex	AGE Years	Body Weight kg	Body Length cm	Hat size cm	occip.- chin cm	Nect circumflam cm	Upper arm cm	Chest circumf. cm
FRONTAL IMPACT									
H 8001	male	38	70	171	56	64	39	30	91
H 8002	female	32	61	172	52	62	31	22	82
H 8005	male	25	80	200	57	68	38	29	95
H 8006	female	34	48	157	54	64	32	24	80
H 8008	male	19	66	180	56	66	36	28	87
SIDE IMPACT									
H 8011	male	27	89	180	56	67	44	33	93
H 8013	male	33	95	180	58	69	35	27	101
H 8014	female	60	84	169	52	64	50	33	102
H 8017	male	38	70	175	55	65	36	24	86
H 8018	male	21	61	166	58	63	37	27	38
H 8020	female	26	67	167	57	66	36	25	80
H 8021	male	29	63	180	56	60	39	29	90
H 8023	female	41	82	159	54	66	40	32	94
H 8024	male	24	65	176	56	64	40	29	85
H 8102	male	57	65	165	55	63	43	26	90
H 8104	male	56	80	165	54	66	40	29	95
H 8106	male	37	82	170	59	66	48	31	100
H 8111	male	43	59	165	55	62	41	26	87
H 8112	female	33	46	156	54	57	33	27	74
H 8115	male	44	73	172	52	70	34	28	92
H 8116	male	22	77	174	56	64	42	29	93
H 8121	female	48	57	166	54	62	32	24	82
H 8122	male	23	76	178	57	66	41	30	90
H 8125	male	38	65	177	57	67	42	29	86
H 8127	male	30	77	180	55	67	36	26	89
H 8202	male	47	68	165	53	63	39	30	98
H 8208	male	61	99	172	56	70	47	35	106
H 8209	female	27	51	166	53	62	31	23	76
H 8212	male	17	75	172	54	65	44	32	96
H 8214	female	22	61	178	55	63	34	22	83
H 8215	male	18	69	182	54	62	38	28	85
H 8216	male	21	50	187	58	66	37	25	64
H 8218	female	28	65	181	58	68	37	30	69
H 8219	female	47	67	165	54	61	34	26	85
H 8220	male	41	73	180	55	66	39	27	89
H 8221	male	48	99	180	55	63	44	31	106
H 8223	male	50	77	167	55	64	38	28	95
H 8308	male	45	78	178	55	63	38	30	100
H 8310	female	30	56	176	54	57	32	24	80
H 8311	male	26	61	188	56	62	31	22	87
H 8312	male	34	77	178	54	63	36	28	92
H 8316	male	52	68	171	55	66	36	29	89
H 8320	female	17	52	152	51	59	32	24	72
H 8321	male	38	58	165	53	63	36	25	64
H 8330	male	42	86	187	56	68	37	25	97
H 8331	male	43	67	170	54	65	35	25	87
H 8408	male	79	64	168	57	65	42	30	98

Table 3. Summary of all results of the anthropometrical data, impact conditions, the rib fractures, the AIS severity and the bending tests of the 6th and 7th rib for each test series.

Run No	Chest height cm	Chest width cm	Abdom circumference cm	Buttocks shoulder cm	Seat height cm	Pelvis knee cm	Sole of foot knee cm	Pelvis heel cm
FRONTAL IMPACT								
H 8001	22	32	80	66	91	55	49	96
H 8002	18	27	68	72	100	54	48	94
H 8005	23	33	79	80	106	66	62	113
H 8006	17	28	63	64	87	51	44	87
H 8008	22	30	69	68	93	58	55	100
SIDE IMPACT								
H 8011	21	30	87	74	100	60	49	100
H 8013	28	35	98	77	97	60	55	103
H 8014	24	34	94	66	98	56	52	98
H 8017	20	30	76	71	94	62	55	105
H 8018	23	30	75	69	90	57	50	96
H 8020	19	28	75	72	95	57	48	93
H 8021	22	31	78	68	94	54	50	98
H 8023	24	33	98	71	94	55	49	90
H 8024	22	29	75	65	90	62	53	93
H 8102	24	32	82	69	94	37	49	76
H 8104	25	32	93	71	92	55	46	92
H 8106	25	34	90	63	86	40	45	79
H 8111	22	28	81	63	85	52	51	95
H 8112	18	26	72	63	82	53	44	90
H 8115	23	32	82	70	91	55	51	96
H 8116	22	32	85	67	97	58	52	99
H 8121	21	28	81	65	87	54	50	93
H 8122	23	30	80	73	100	56	51	97
H 8125	21	28	76	70	96	52	62	102
H 8127	22	31	76	69	91	60	54	100
H 8202	23	32	85	68	90	56	48	94
H 8208	28	38	113	75	98	57	54	98
H 8209	18	28	67	64	90	55	48	93
H 8212	33	34	88	65	86	50	50	80
H 8214	20	29	78	68	94	62	54	102
H 8215	19	29	73	71	96	64	56	101
H 8216	20	27	71	73	100	60	56	102
H 8218	24	29	92	77	100	60	55	105
H 8219	21	31	79	66	88	54	46	90
H 8220	22	32	76	70	94	60	54	104
H 8221	26	36	102	73	94	61	56	106
H 8222	22	33	85	72	93	55	52	86
H 8308	24	33	96	72	95	62	55	102
H 8310	17	27	78	70	93	59	52	103
H 8311	21	31	75	71	96	65	58	111
H 8312	22	32	89	76	95	58	53	102
H 8316	22	30	77	68	92	57	54	101
H 8320	18	25	62	62	83	54	45	88
H 8321	21	29	79	67	92	53	49	91
H 8330	24	34	89	74	98	65	58	108
H 8331	24	30	77	68	90	58	53	97
H 8408	26	34	99	69	90	57	51	97

Continue Table 3.

Run No	Impact Area Specific	Collis. Veloc. m/h	Number Rib. Fract.	Number Rib. Fr Left side	Left side Front	Left side Rear	Number Rib. Fr Right side	Right side Front	Right side Rear
FRONTAL IMPACT									
H 8001	-----	50	5	0	0	0	5	5	0
H 8002	-----	50	3	1	1	0	2	2	0
H 8005	-----	49	5	5	5	0	0	0	0
H 8006	-----	51	4	1	1	0	3	3	0
H 8008	-----	49	2	2	2	0	0	0	0
SIDE IMPACT									
H 8011	rig.wall	24	1	1	1	0	0	0	0
H 8013	rig.wall	25	7	7	7	0	0	0	0
H 8014	rig.wall	23	4	4	4	0	0	0	0
H 8017	rig.wall	24	7	7	0	7	0	0	0
H 8018	APR pad	31	0	0	0	0	0	0	0
H 8020	APR pad	30	3	3	0	3	0	0	0
H 8021	HNCB pad	32	0	0	0	0	0	0	0
H 8023	HNCB pad	33	11	11	8	3	0	0	0
H 8024	rig.wall	33	0	0	0	0	0	0	0
H 8102	rig.wall	33	28	23	8	15	5	5	0
H 8104	rig.wall	32	36	25	6	19	11	4	7
H 8106	rig.wall	32	16	16	8	8	0	0	0
H 8111	HNCB pad	32	0	0	0	0	0	0	0
H 8112	HNCB pad	32	5	5	4	1	0	0	0
H 8115	HNCB pad	23	0	0	0	0	0	0	0
H 8116	rig.wall	40	15	15	7	8	0	0	0
H 8121	HNCB pad	24	0	0	0	0	0	0	0
H 8122	rig.wall	40	22	21	9	12	1	0	1
H 8125	rig.wall	32	15	15	7	8	0	0	0
H 8127	rig.wall	40	9	9	7	2	0	0	0
H 8202	rig.wall	32	20	20	11	9	0	0	0
H 8208	APR pad	31	18	15	7	8	3	2	1
H 8209	rig.wall	40	21	20	1	19	1	0	1
H 8212	rig.wall	40	17	17	7	10	0	0	0
H 8214	rig.wall	32	18	18	6	12	0	0	0
H 8215	rig.wall	23	2	2	0	2	0	0	0
H 8216	rig.wall	31	11	11	3	8	0	0	0
H 8218	rig.wall	23	9	9	7	2	0	0	0
H 8219	rig.wall	23	7	7	7	0	0	0	0
H 8220	rig.wall	31	20	17	9	8	3	1	2
H 8221	APR pad	32	25	21	9	12	4	1	3
H 8222	APR pad	32	25	20	5	15	5	2	3
H 8308	Volvedoor	16	0	0	0	0	0	0	0
H 8310	6'' Ens	27	0	0	0	0	0	0	0
H 8311	17'' Ens	31	0	0	0	0	0	0	0
H 8312	6'' Ens	32	0	0	0	0	0	0	0
H 8316	Volvedoor	35	13	9	4	5	4	2	2
H 8320	6'' Ens	31	0	0	0	0	0	0	0
H 8321	Volvedoor	36	24	20	8	12	4	4	0
H 8330	Volvedoor	18	0	0	0	0	0	0	0
H 8331	Volvedoor	27	13	13	0	13	0	0	0
H 8406	2'' Ens	32	19	19	8	11	0	0	0

Continue Table 3.

AIS - SEVERITY

Run No	Body Sun- face	Head	Thorax	Abdomen	Pelvis	Spine	Extrem .	MAIS
FRONTAL IMPACT								
H 8001	0	0	3	1	0	2	0	3
H 8002	0	0	3	1	0	3	0	3
H 8005	0	0	3	0	0	0	0	3
H 8006	0	0	3	0	0	3	0	3
H 8008	0	0	3	1	0	2	0	3
SIDE IMPACT								
H 8011	0	0	0	0	0	2	0	2
H 8013	0	2	3	0	0	2	0	3
H 8014	0	1	3	0	0	3	0	3
H 8017	0	0	3	0	0	1	0	3
H 8018	0	3	3	0	0	1	0	3
H 8020	0	0	1	0	0	1	0	1
H 8021	0	0	0	0	0	1	0	1
H 8023	0	0	3	0	0	1	0	3
H 8024	0	0	0	0	0	0	0	0
H 8102	0	4	4	4	0	2	0	4
H 8104	0	0	4	4	0	2	0	4
H 8106	0	0	3	0	0	1	1	3
H 8111	0	0	0	0	0	2	0	2
H 8112	0	1	3	0	0	0	0	3
H 8115	0	0	0	0	0	1	0	1
H 8116	0	0	4	5	0	1	0	5
H 8121	0	0	0	0	0	1	1	1
H 8122	0	0	4	4	0	0	0	4
H 8125	1	0	4	5	0	2	0	5
H 8127	0	0	3	5	0	2	0	5
H 8202	1	0	4	5	0	2	0	5
H 8208	0	0	0	4	5	4	2	5
H 8209	1	0	5	2	3	1	3	5
H 8212	1	0	5	5	0	0	2	5
H 8214	0	0	4	5	3	1	1	5
H 8215	0	0	1	0	0	0	1	1
H 8216	0	0	3	0	0	1	2	3
H 8218	0	0	3	0	0	1	0	3
H 8219	0	0	3	0	0	1	0	3
H 8220	0	0	4	5	2	0	1	5
H 8221	0	0	4	0	0	1	0	4
H 8222	0	0	4	5	0	2	0	5
H 8308	0	0	0	0	0	0	0	0
H 8310	0	0	0	0	0	2	0	2
H 8311	0	0	0	0	0	0	0	0
H 8312	0	0	0	0	0	1	0	1
H 8316	0	3	4	0	0	1	0	4
H 8320	0	0	0	0	0	0	0	0
H 8321	0	3	4	0	2	0	0	4
H 8330	0	0	0	0	0	0	0	0
H 8331	1	1	3	0	0	1	1	3
H 8408	0	0	4	0	0	2	0	4

Continue Table 3.

Run No	6th RIB			7th RIB		
	max. Force	max. Defl.	Cross section	max. Force	max. Defl.	Cross section
	[N]	[mm]	[mm ²]	[N]	[mm]	[mm ²]
FRONTAL IMPACT						
H 8001	395	4.0	45.7	318	5.0	36.4
H 8002	235	-	32.4	236	6.0	32.3
H 8005	291	5.0	26.5	346	5.0	29.2
H 8006	178	6.6	26.6	200	6.2	31.7
H 8008	213	5.7	30.8	206	5.8	33.0
SIDE IMPACT						
H 8011	-	-	-	-	-	-
H 8013	-	-	-	-	-	-
H 8014	-	-	-	-	-	-
H 8017	-	-	-	-	-	-
H 8018	-	-	-	-	-	-
H 8020	-	-	-	-	-	-
H 8021	-	-	-	-	-	-
H 8023	208	4.0	27.1	234	4.0	28.3
H 8024	274	5.0	28.5	269	3.4	36.7
H 8102	48	.8	24	111	2.8	26
H 8104	154	3.2	23	123	3.7	24
H 8106	205	3.4	33	334	3.8	44
H 8111	210	2.4	25	198	6.1	23
H 8112	54.4	3.0	24.6	89.6	2.8	24.3
H 8115	197	4.6	25	219	2.5	33
H 8116	448	3.7	42	352	3.8	42
H 8121	195	5.7	26	194	4.6	25
H 8122	298	5.6	36	311	4.9	43
H 8125	255	4.2	31	266	3.8	39
H 8127	291	4.5	34	386	5.5	50
H 8202	380	4.6	53	188	4.5	38
H 8208	104	2.0	27.0	-	-	-
H 8209	149	6.2	19.2	110	6.4	21.4
H 8212	254	7.0	31.2	315	6.8	44.9
H 8214	354	7.5	34.1	361	5.5	35.4
H 8215	160	3.2	25.6	224	4.0	26.2
H 8216	280	5.0	28.0	318	7.9	29.9
H 8218	112	2.2	22.2	184	4.9	21.6
H 8219	262	5.3	35.1	224	4.2	35.6
H 8220	216	3.8	25.9	152	3.2	22.1
H 8221	-	-	-	-	-	-
H 8222	138	3.15	28.6	158	3.4	27.9
H 8308	114	3.7	35.2	138	4.7	28.4
H 8310	296	2.45	34.7	280	2.25	46.0
H 8311	163.6	2.2	20.1	107.2	3.0	21.1
H 8312	215	5.8	39	228	4.0	29
H 8316	180	4.4	23	150	3.6	26
H 8320	240	7.4	35	172	8.2	28
H 8321	96	3.0	32	89	3.0	27
H 8330	213	3.4	32	333	4.0	40
H 8331	115	3.2	22	131	2.5	22
H 8406	346	3.6	48	200	5.0	37

Continue Table 3.

References

- Eppinger R.H., Augustyn K., Robbins D.H.: "Development of a Promising Universal Thoracic Trauma Prediction Methodology". Proc. of the 22nd Stapp Conf. (1978)
- Kallieris D.: "Eine Fallgewichtsbeschleunigungsanlage zur Simulation von Aufprallunfällen". Prinzip und Arbeitsweise Z. Rechtsmed. 74, 25 (1974)
- Mattern R.: "Wirbelsäulenverletzungen angegurteter Fahrzeuginsassen bei Frontalkollisionen - Auswertungen von 228 Modellversuchen nach postmortalen Traumatisierungen". Med. Habil.-Schrift, Heidelberg (1980)
- Padgaonker A.J., Krieger K.W., King A.I.: "Measurement of Angular Acceleration of a Rigid Body Using Linear Accelerometers". Journal of Applied Mech. (1976)
- Schmidt G., Kallieris D., Barz J., Mattern R. and Schulz F.: "Belastbarkeitsgrenze und Verletzungsmechanik des angegurteten Fahrzeuginsassen". FAT Schriftenreihe Nr. 6 (1978)
- The Abbreviated Injury Scale 1980 Revision, American Association for Automotiv Medicine, Morton Grove, IL 60053

APPENDIX

I

LATERAL IMPACT
CADAVER TESTS
INTO A RIGID WALL
IMPACT VELOCITY :
24 KM/H

ANTROPOMETRICAL DATA

Run No	Sex	AGE Years	Body Weight kg	Body Length cm	Hat size cm	Occip.- chin cm	Neck circumf. cm	Upper arm cm	Chest circumf. cm
H 8011	male	27	89	180	56	67	44	33	93
H 8013	male	33	95	180	58	68	35	27	101
H 8014	female	60	84	169	52	64	50	33	102
H 8017	male	38	70	175	55	65	36	24	86
H 8215	male	18	69	182	54	62	38	28	85
H 8218	female	28	85	181	58	68	37	30	89
H 8219	female	47	67	165	54	61	34	26	85
7	M 4 F 3	35.9	79.9	176	55.3	65	39.1	28.7	91.6

CONTINUE ANTROPOMETRICAL DATA

Run No	Chest height cm	Chest width cm	Abdom circumf. cm	Buttocks shoulder cm	Seat height cm	Pelvis knee cm	Sole of foot knee cm	Pelvis heel cm
H 8011	21	30	87	74	100	60	49	100
H 8013	28	35	98	77	97	60	55	103
H 8014	24	34	94	66	88	56	52	98
H 8017	20	30	76	71	94	62	55	105
H 8215	19	29	73	71	96	64	56	101
H 8218	24	29	92	77	100	60	55	105
H 8219	21	31	79	66	88	54	46	90
7	22.4	31.1	85.57	71.7	94.7	59.4	52.6	100.3

RIB. FRACT.

Run No	Impact Area Specific.	Collis. Veloc. km/h	Number Rib. Fract.	Number Rib.Fr Left sl	Left side Front	Number Rib.Fr Right	Right side Front	Number Rib.Fr Rear	Right side Rear
H 8011	rig.wall	24	1	1	1	0	0	0	0
H 8013	rig.wall	25	7	7	7	0	0	0	0
H 8014	rig.wall	23	4	4	4	0	0	0	0
H 8017	rig.wall	24	7	7	0	7	0	0	0
H 8215	rig.wall	23	2	2	0	2	0	0	0
H 8218	rig.wall	23	9	9	7	2	0	0	0
H 8219	rig.wall	23	7	7	7	0	0	0	0
7	rig.wall	23.6	5.3	5.3	3.7	1.6	0	0	0

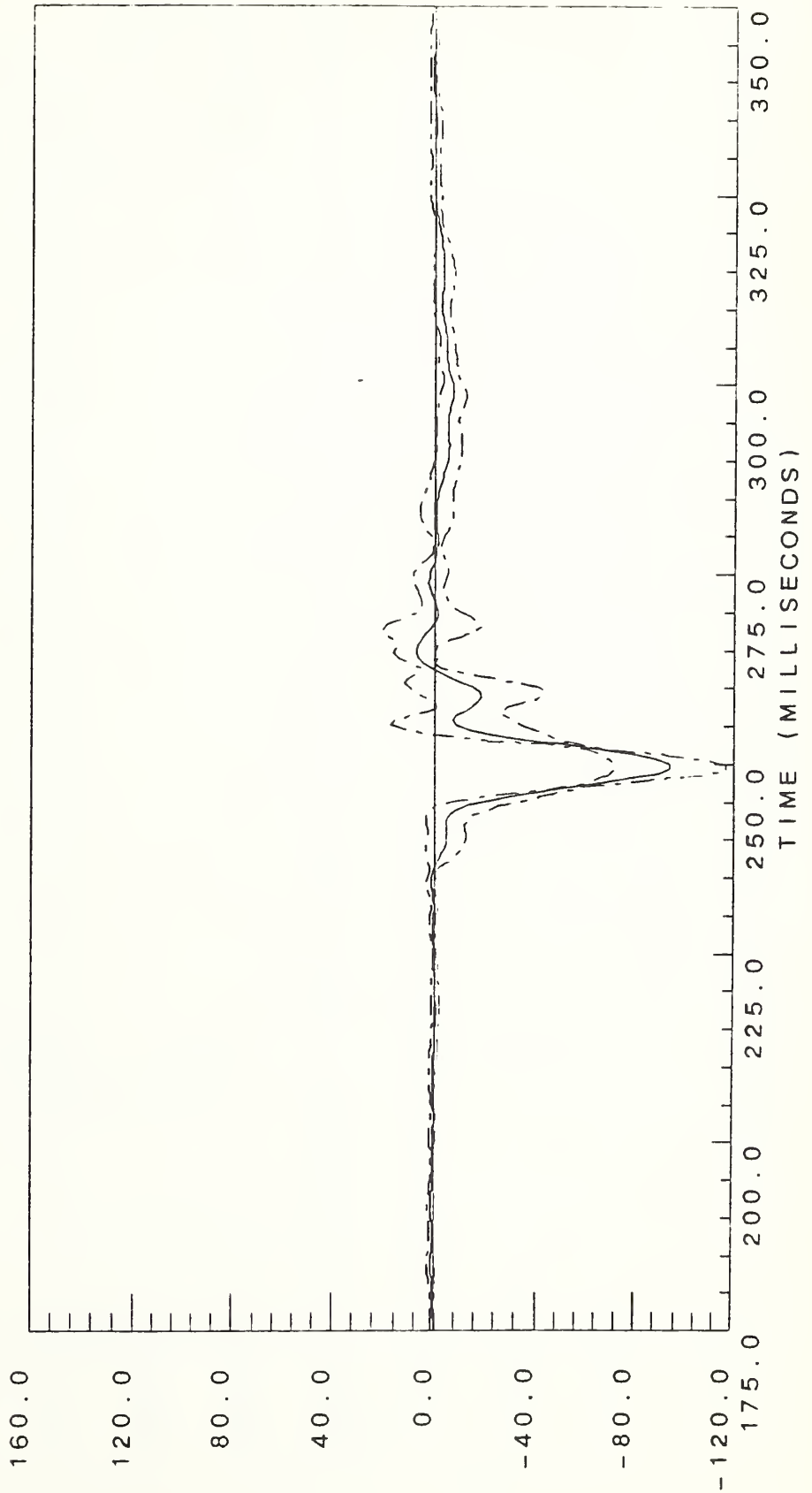
AIS - SEVERITY

Run No	Body Sur- face	Head	Thorax	Abdomen	Pelvis	Spine	Extrem.	MAIS
H 8011	0	0	0	0	0	2	0	2
H 8013	0	2	3	0	0	2	0	3
H 8014	0	1	3	0	0	3	0	3
H 8017	0	0	3	0	0	1	0	3
H 8215	0	0	1	0	0	0	1	1
H 8218	0	0	3	0	0	1	0	3
H 8219	0	0	3	0	0	1	0	3
7	0	.4	2	0	0	1	.1	3

Run No	6th RIB			7th RIB		
	max. Force [N]	max. Defl. [mm]	Cross section [mm2]	max. Force [N]	max. Defl. [mm]	Cross section [mm2]
H 8011	-	-	-	-	-	-
H 8013	-	-	-	-	-	-
H 8014	-	-	-	-	-	-
H 8017	-	-	-	-	-	-
H 8215	160	3.2	25.6	224	4.0	26.2
H 8218	112	2.2	22.2	184	4.9	21.6
H 8219	287	5.3	35.1	224	4.2	35.6
7	184.7	3.57	27.63	210.7	4.37	27.8

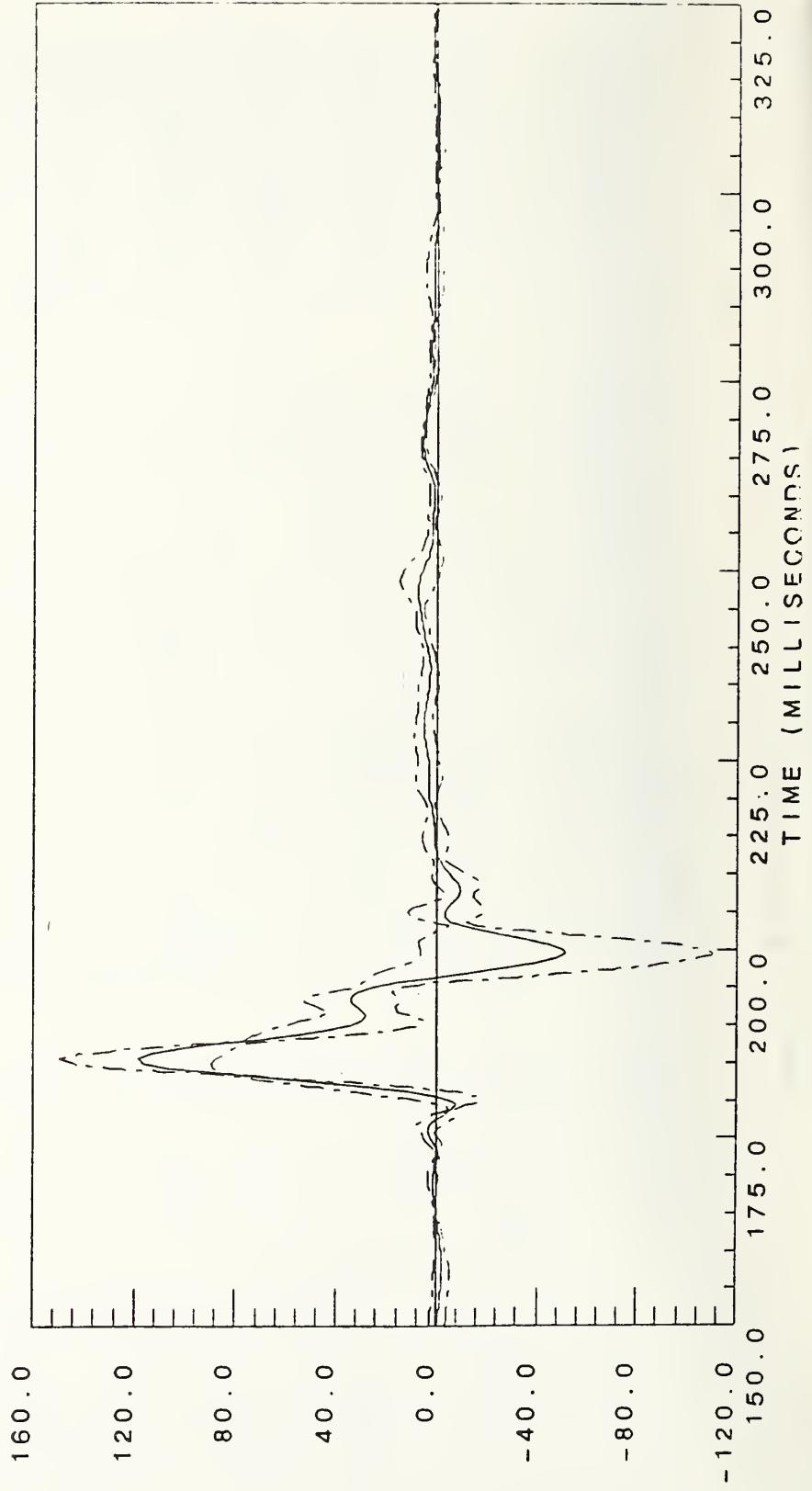
Mean Response with +/- 1 St. Dev. Corridor

15 MPH Rigid Wall, Upper Rib (Y)



Mean Response with +/- 1 St. Dev. Corridor

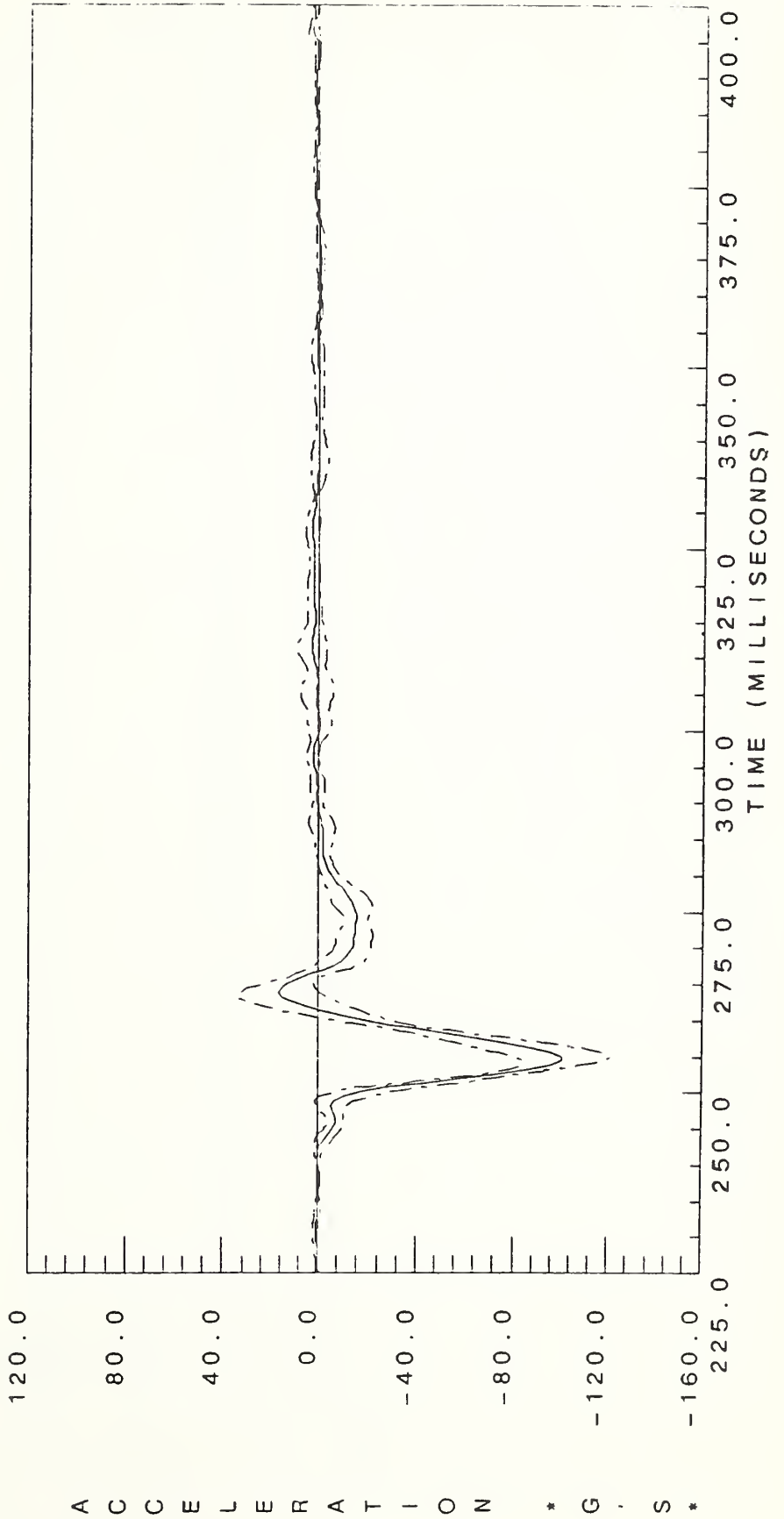
15 MPH Rigid Wall, Lower Rib (Y)



ACCELERATION * G * S *

Mean Response with +/- 1 St. Dev. Corridor

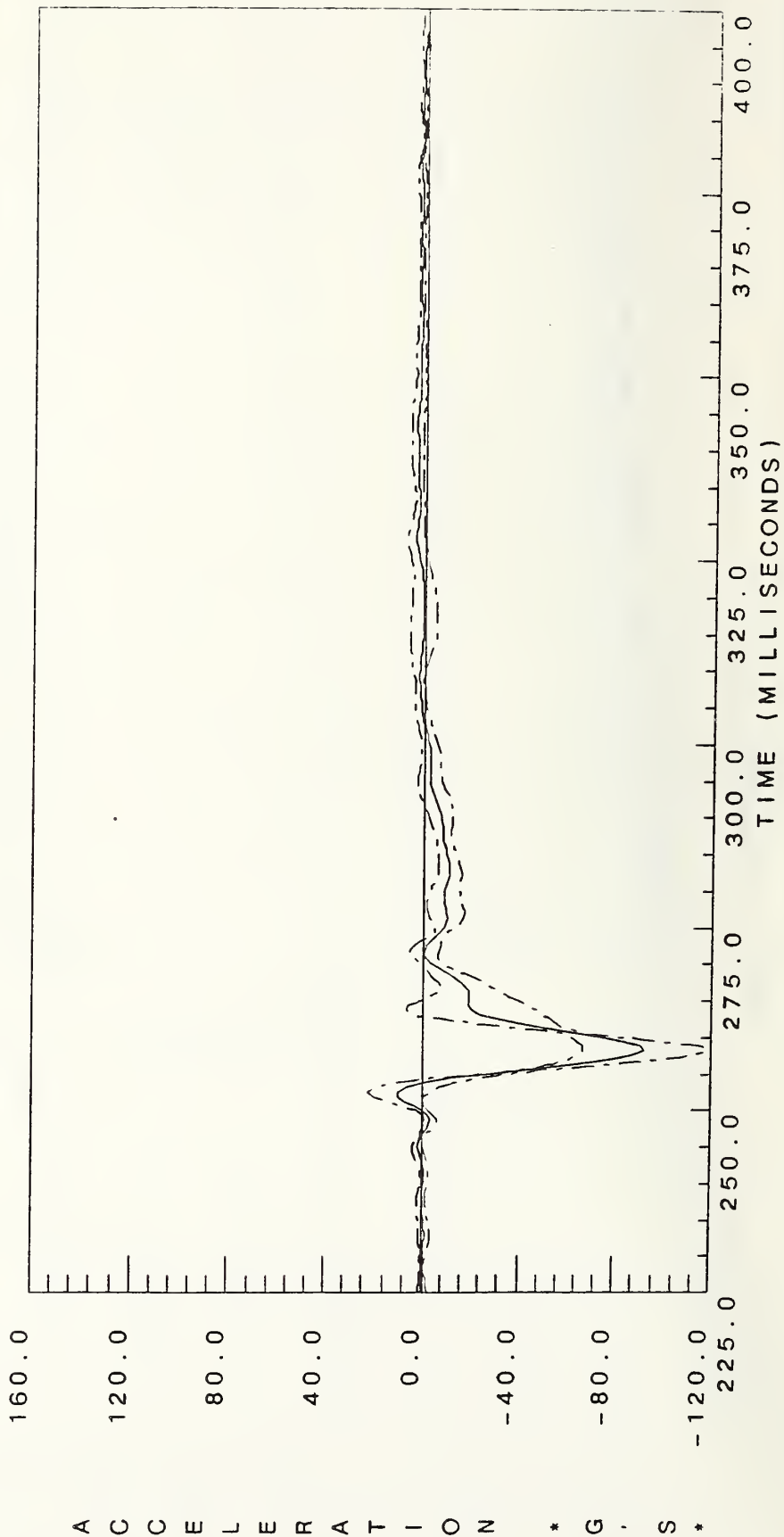
15 MPH Rigid Wall, Upper Spine (Y)



A
C
C
E
L
E
R
A
T
I
O
N
*
G
S
*

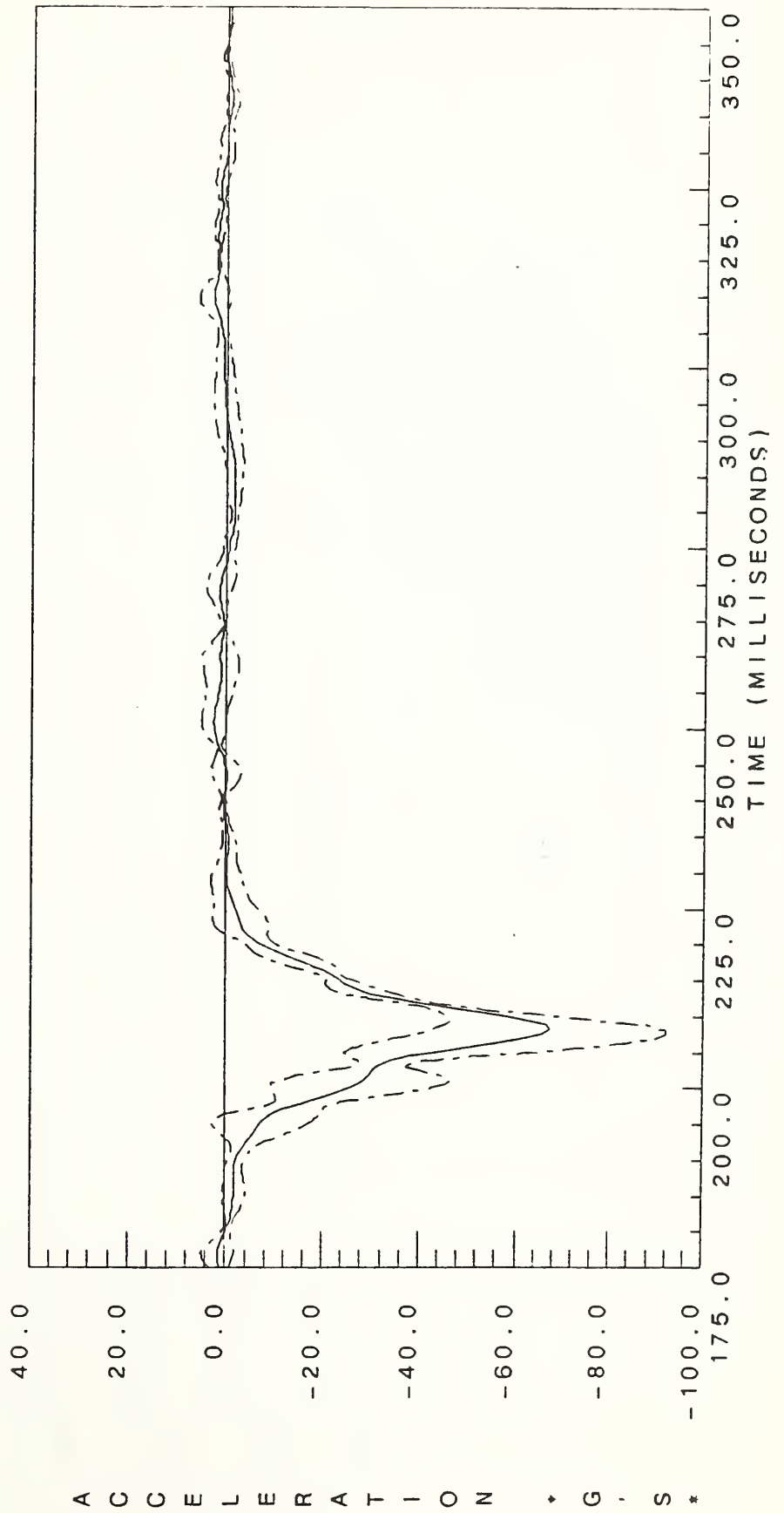
Mean Response with +/- 1 St. Dev. Corridor

15 MPH Rigid Wall, Lower Spine (Y)



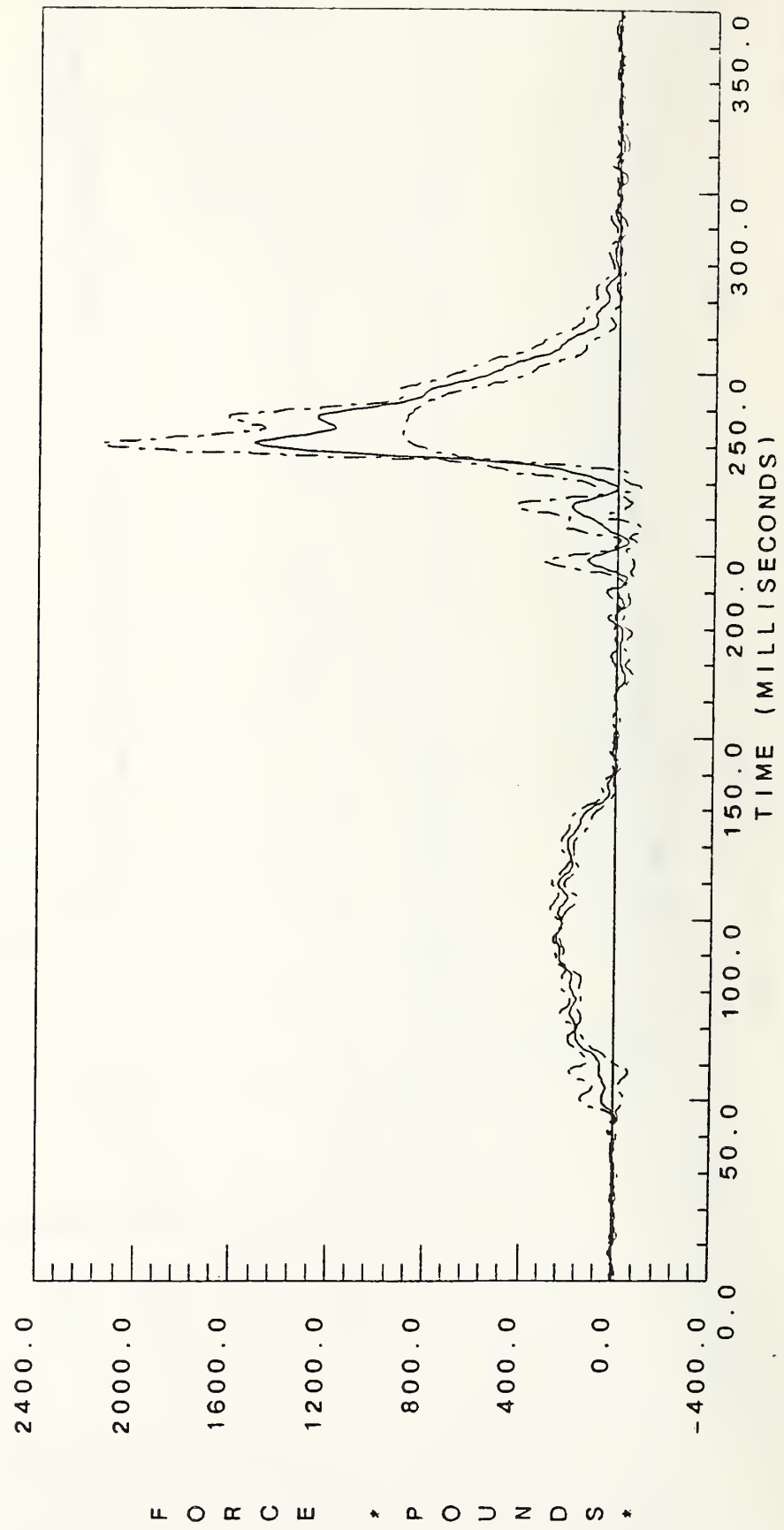
Mean Response with +/- 1 St. Dev. Corridor

15 MPH Rigid Wall, Pelvis Acc. (Y)



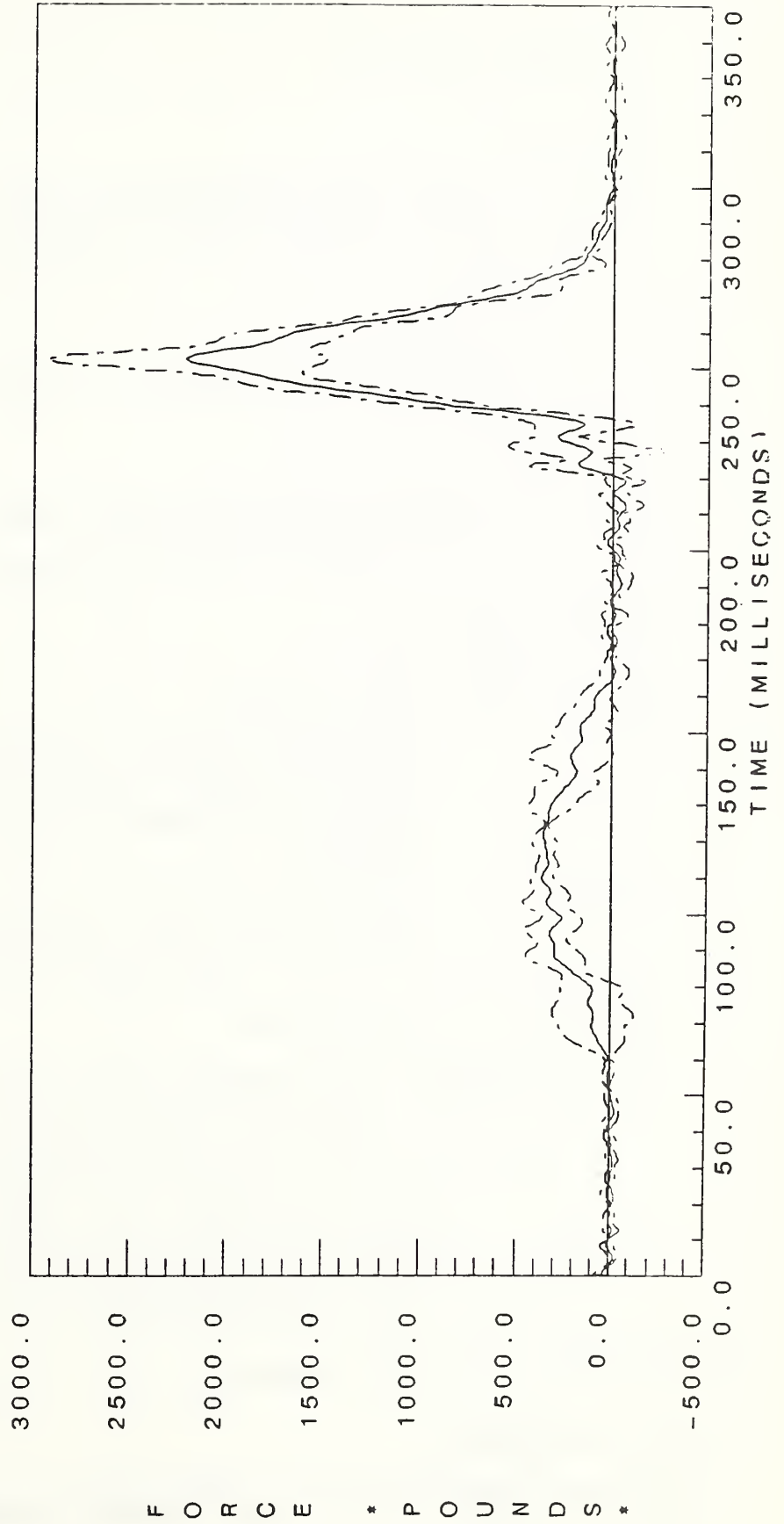
Mean Response with +/- 1 St. Dev. Corridor

15 MPH Rigid Wall, Pelvic Force (Y)



Mean Response with +/- 1 St. Dev. Corridor

15 MPH Rigid Wall, Shoulder Force (Y)



* P O U N D S *

Run No. H 80 0 11

a) Subject:

Male, 27 years, body weight 89 kg, body length 180 cm (further anthropometric data s. incl.), cause of death: poisoning acute.

b) Test conditions:

Lateral Collision - rigid wall -, impact velocity 24 km/h.

c) Instrumentation:

Sled deceleration, 9-accelerometer head, 12-accelerometer thorax, 2-accelerometer pelvis, lung pressure.

d) Medical findings:

Body surface: No injuries

Head: Skin abrasion over the left external ear.
Hemorrhage of the sculp behind left ear. Hemorrhages of the leptomeninx on both hemisphere surfaces.

Thorax: superficial muscle bleedings below of the left clavicle. Fracture of the 6th rib left (incl.).

Abdomen: No injuries

Vertebnal column: Hemorrhages of the paravertebral muscular system at both sides in the height of C7 to Th 3. Laceration of the ligamentum flavum between Th 1 and Th 2 with laceration in the interspinal structures. Hemorrhages of the foramina intervertebralia left Th 1/Th 2 and Th 3/Th 4.

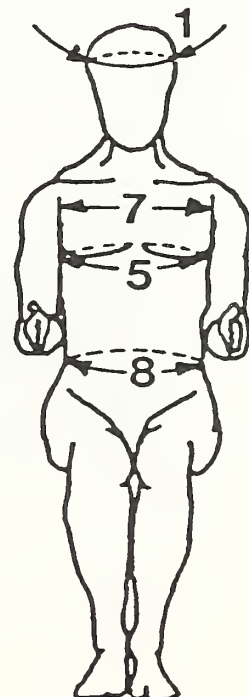
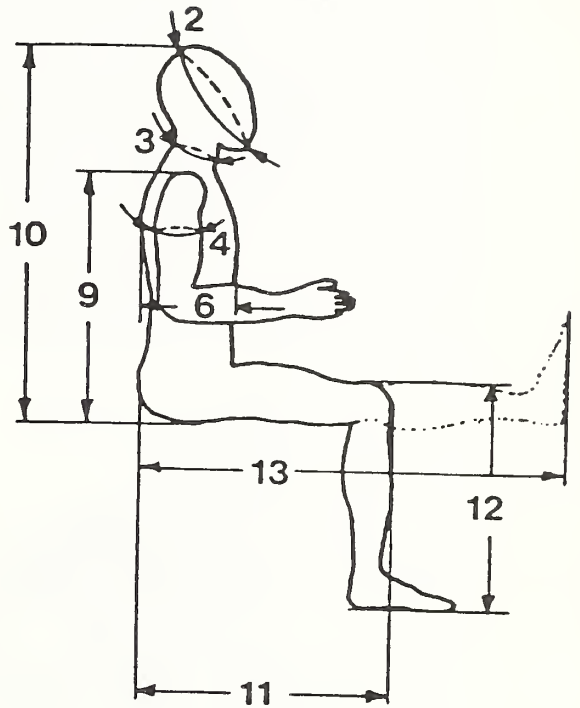
Extremities: No injuries

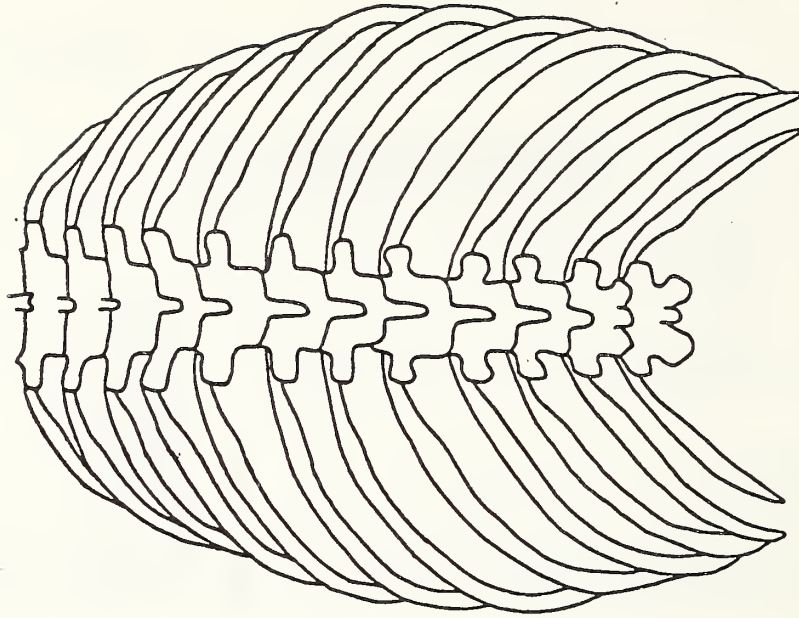
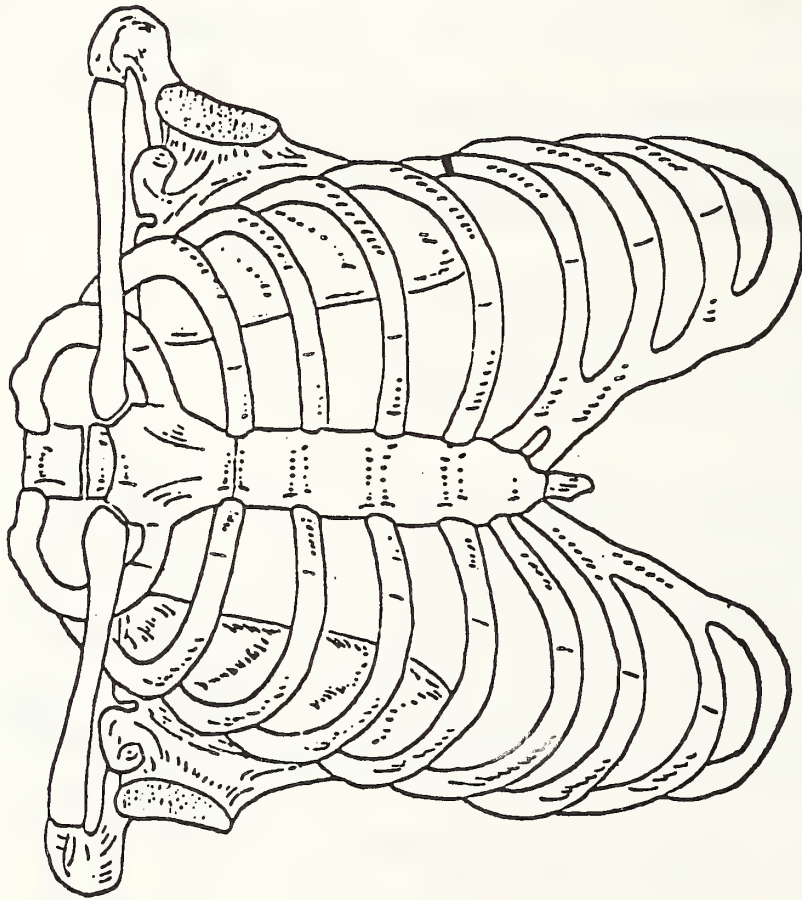
e) Severity degree :

AIS-Head 0, AIS-Thorax 2, AIS-Abdomen 0, AIS-Vertebral Column 2, MAIS-2

Anthropometrical Data

- Body weight⁸⁹ kg
- Body length¹⁸⁰ cm
- 1. Hat dimension⁵⁶...cm
- 2. Head circumference.....^{67,5}cm
- 3. Neck circumfer.⁴⁴...cm
- 4. Upper arm circumfer.³³...cm
- 5. Chest circumfer.⁹³...cm
- 6. Chest height²¹...cm
- 7. Chest width³⁰...cm
- 8. Abdomen circumfer.⁸⁷...cm
- 9. Buttocks - shoulder⁷⁴...cm
- 10. Seat height¹⁰⁰...cm
- 11. Pelvis - knee⁶⁰...cm
- 12. Sole of foot - knee⁴⁹...cm
- 13. Pelvis - heal¹⁰⁰...cm





Number of rib fractures ...1...

Run No. H 80 013

a) Subject:

Male, 33 years, body weight 95 kg, body length 180 cm (further anthropometric data s. incl.), cause of death: internal bleeding.

b) Test conditions:

Lateral Collision - rigid wall -, impact velocity 25 km/h.

c) Instrumentation:

Sled deceleration, 9-accelerometer head, 12-accelerometer thorax, 2-accelerometer pelvis, lung pressure

d) Medical findings:

Body surface: No injuries

Head: muscle hemorrhage of the left temporal region, Fracture of the frontal base of the skull

Thorax: muscle hemorrhage left in the height of the 5th to 8th rib in the paravertebral region. Rib fractures of the 3rd up to 9th rib left.

Abdomen: No injuries

Vertebral Column: Dorsal epidural hemorrhage between Th 3 and Th 8. Hemorrhage between occiput and processus spinosus of the 2nd cervical vertebrae, left; hemorrhage into the intervertebral joint C1/C2 left and right.

Extremities: No injuries

e) Severity degree:


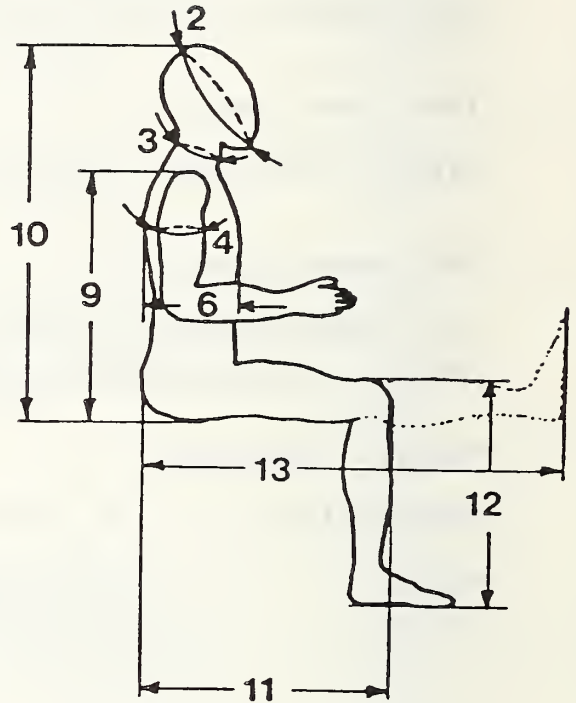
AIS-Head 2, AIS-Thorax 3, AIS-Abdomen 0, AIS-Vertebral Column 2, MAIS-3

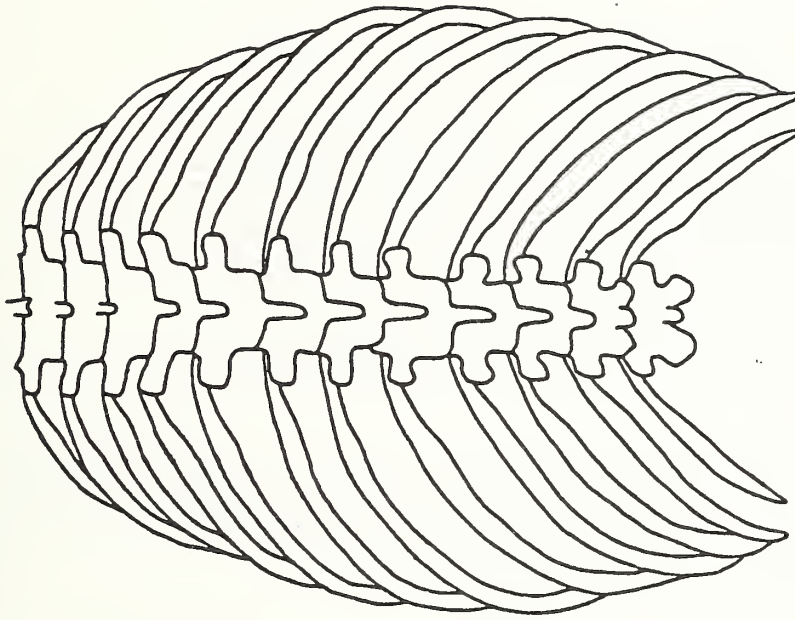
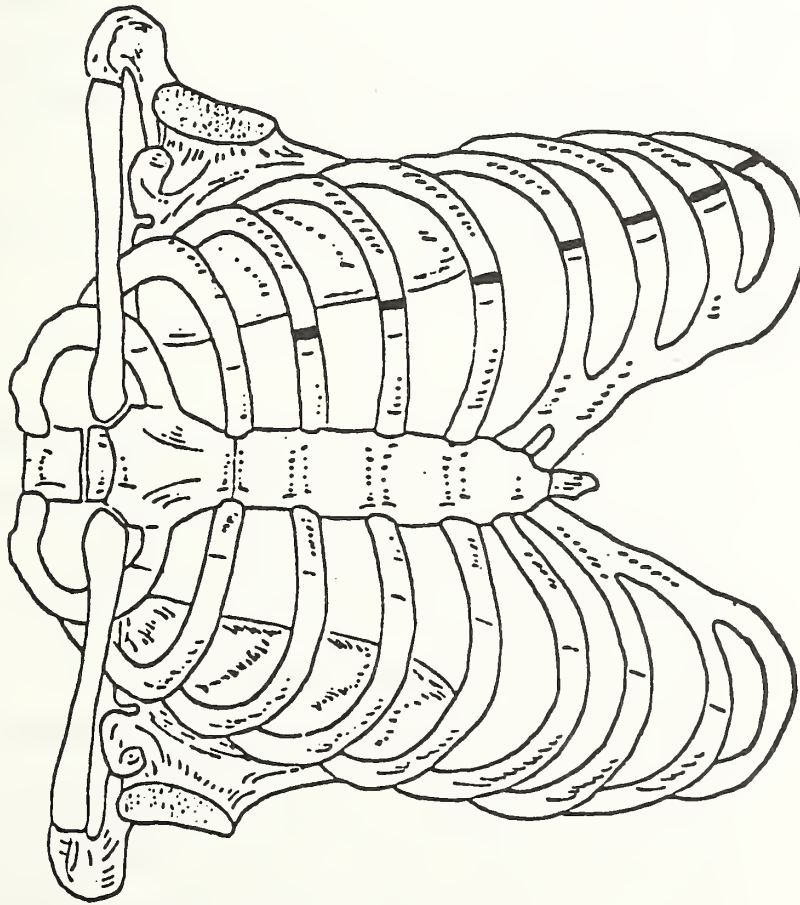
Anthropometrical Data

Body weight ..95.. kg

Body length ..178.. cm

- 1. Hat dimension 58 cm
- 2. Head circumference..... 68 cm
- 3. Neck circumfer. 35 cm
- 4. Upper arm circumfer. 27 cm
- 5. Chest circumfer. 101 cm
- 6. Chest height 28 cm
- 7. Chest width 35 cm
- 8. Abdomen circumfer. 98 cm
- 9. Buttocks - shoulder 77 cm
- 10. Seat height 97 cm
- 11. Pelvis - knee 60 cm
- 12. Sole of foot - knee 55 cm
- 13. Pelvis - heal 103 cm





Number of rib fractures 7

Run No. H 80 014

a) Subject:

Female, 60 years, body weight 84 kg, body length 169 cm (further anthropometric data s. incl.), cause of death: drown

b) Test conditions

Lateral Collision - rigid wall -, impact velocity 23 km/h.

c) Instrumentation:

Sled deceleration, 9-accelerometer head, 12-accelerometer thorax, 2-accelerometer pelvis, lung pressure.

d) Medical findings:

Body surface: Skin Abrasion over the left upper arm

Head : Hemorrhage of the scalp in the left and temporal region and in the right Sternocleido-mastoid-muscles.

Thorax: Fractures of the 2nd, 5th and 6th rib two times left (incl.).

Abdomen: No injuries

Vertebral Column: Hemorrhages in the medium and deep muscle layer on both sides between occiput and C2. Extented hemorrhages of the intervertebral disc C4 ventral and dorsal; hemorrhages into the intervertebral discs C5/C6 and C6/C7. Hemorrhage in the dorsal epidural space from the occiput to Th 8. Hemorrhage of the dorsal interspinal space between occiput and C1. The interspinal space C7/Th 1 and Th 1/Th 2 is bled in and slackened, also the dorsal interspinal space Th 2/Th 3. The ligamentum flavum is lacerated in this segment; however only at the right side.

At the right side cut hemorrhage in the joints Th 1/Th 2 and Th 2/Th 3 in the last mentioned segment also weak hemorrhage into the foramen intervertebrale. At the left side cut hemorrhages into the foramina intervertebralia C7/Th 1 and Th 1/Th 2, furthermore into the side joints C7/Th 1, Th 1/Th 2 and Th 2/Th 3.

Extremities: Hemorrhages in the left deltid muscle.

e) Severity degree :

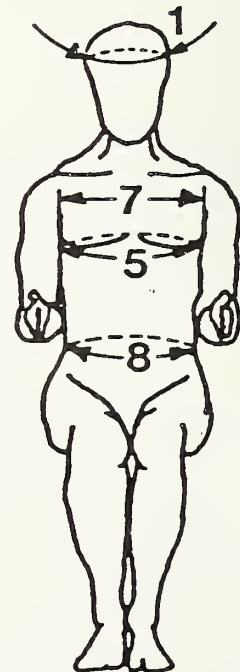
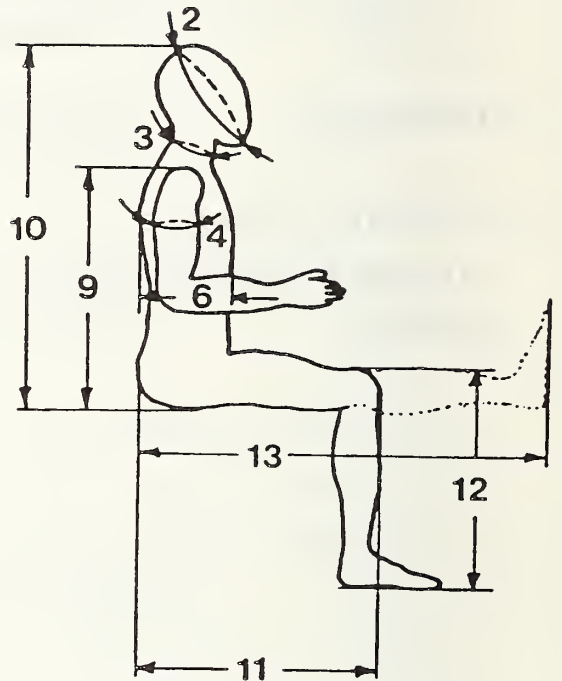
AIS-Head 1, AIS-Thorax 3, AIS Abdomen 0, AIS-Vertebral Column 3,
MAIS-3.

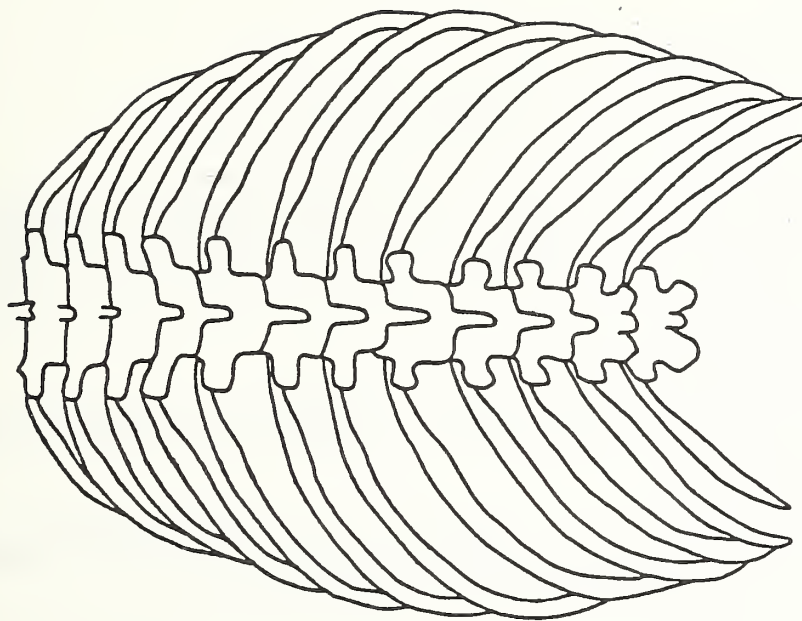
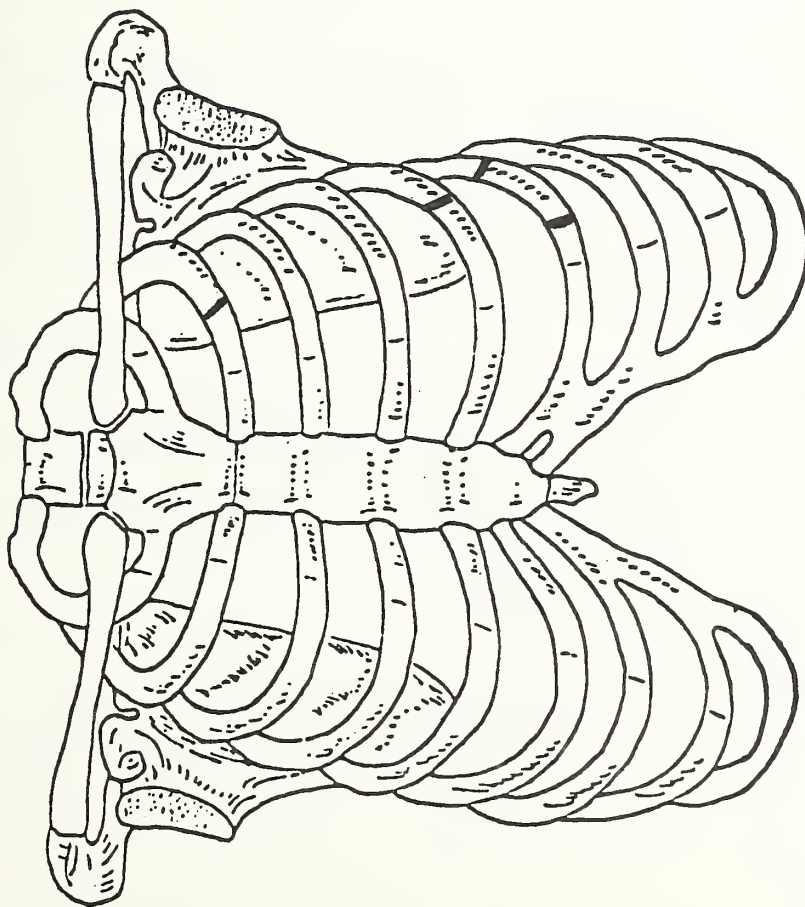
Anthropometrical Data

Body weight 84 kg

Body length 169 cm

- 1. Hat dimension 52 cm
- 2. Head circumference 64 cm
- 3. Neck circumfer. 50 cm
- 4. Upper arm circumfer. ... 33 cm
- 5. Chest circumfer. 102 cm
- 6. Chest height 24 cm
- 7. Chest width 34 cm
- 8. Abdomen circumfer. 94 cm
- 9. Buttocks - shoulder 66 cm
- 10. Seat height 88 cm
- 11. Pelvis - knee 56 cm
- 12. Sole of foot - knee 52 cm
- 13. Pelvis - heal 98 cm





Number of rib fractures 4

Run No. H 80 0 17

a) Subject:

Male, 38 years, body weight 70 kg, body length 175 cm
(further anthropometric data s. incl.), cause of death:
cardial infarct.

b) Test conditions:

Lateral collision - rigid wall -, impact velocity 24 km/h.

c) Instrumentation:

Sled deceleration, 9-accelerometer head, 12-accelerometer
thorax, 2-accelerometer pelvis, lung pressure.

d) Medical findings:

Body surface: Skin abrasion over the left lower arm.

Head: No injuries.

Thorax: Fracture of the 3rd rib two times,
fracture of the 4th, 5th, 6th, 7th and 8th rib
left (all fractures left, incl).

Abdomen: No injuries.

Vertebral Column: Hemorrhage and subluxation in the
side joint left between C7/Th1.
Small hemorrhage in the interspinal
space C7/Th1.

Extremities: No injuries.

e) Severity degree: AIS head 0, AIS thorax 3, AIS ab-
domen 0. AIS vertebral column 1, MAIS 3.

University of Heidelberg
Institute for Forensic Medicine

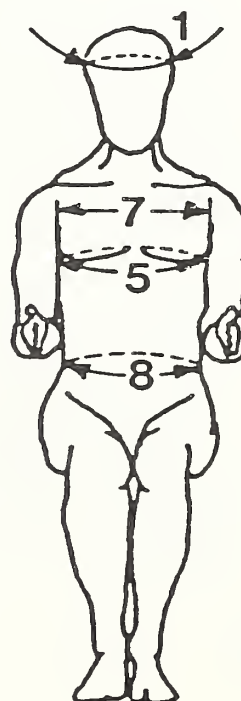
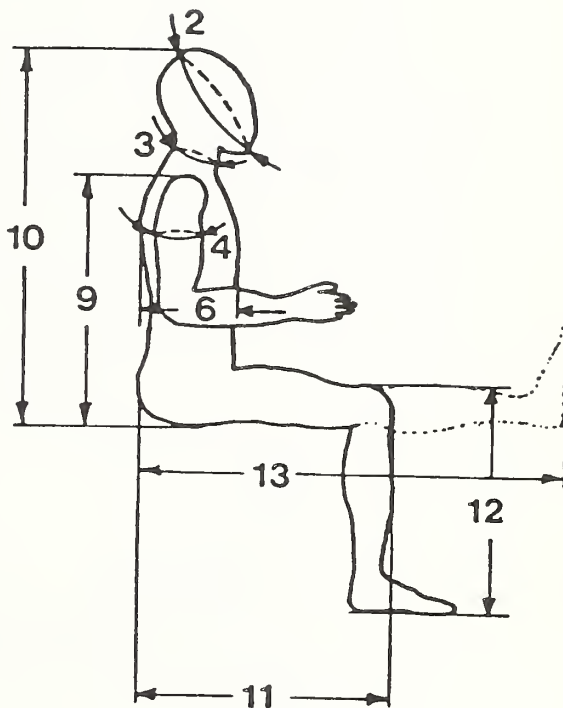
Run No. H 80 017
.....

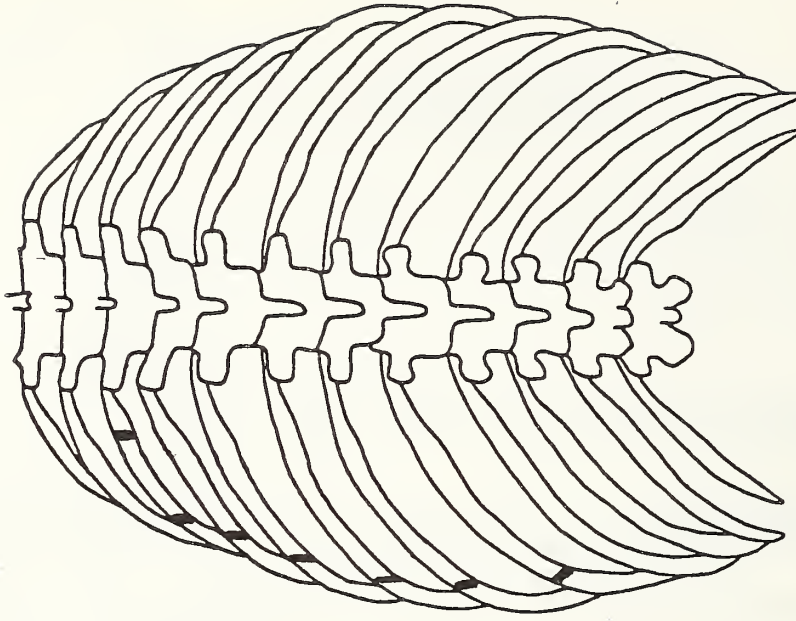
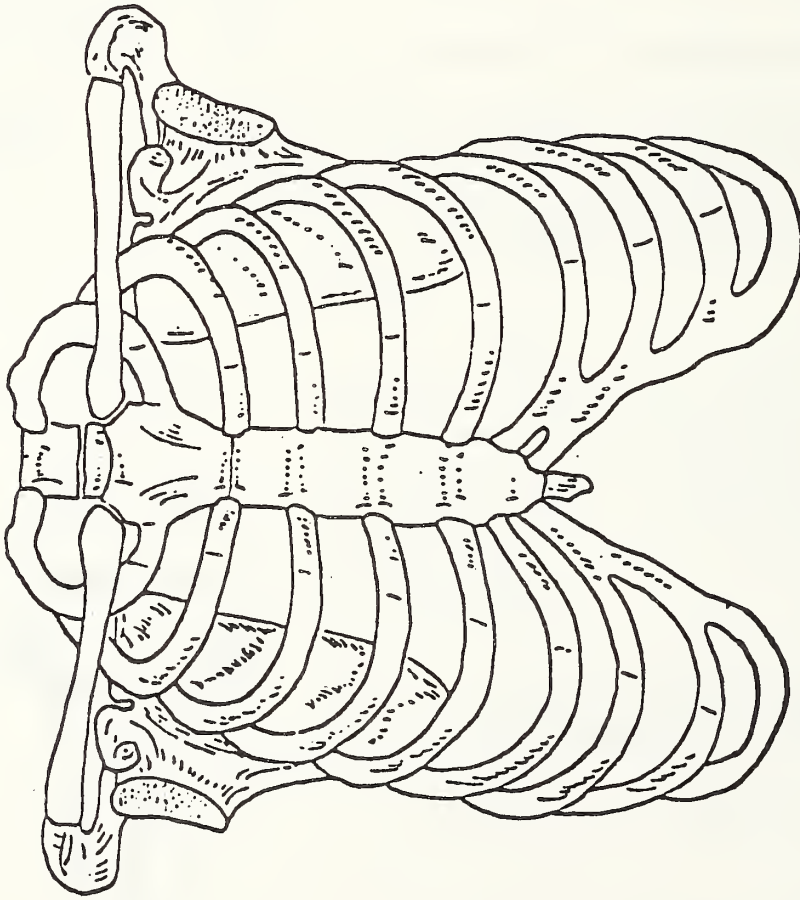
Anthropometrical Data

Body weight ...70 kg

Body length cm

- 1. Hat dimension55 cm
- 2. Head circumference.....65 cm
- 3. Neck circumfer.36 cm
- 4. Upper arm circumfer.24 cm
- 5. Chest circumfer.86 cm
- 6. Chest height20 cm
- 7. Chest width30 cm
- 8. Abdomen circumfer.76 cm
- 9. Buttocks - shoulder71 cm
- 10. Seat height94 cm
- 11. Pelvis - knee62 cm
- 12. Sole of foot - knee55 cm
- 13. Pelvis - heal105 cm





Number of rib fractures 7

a) Subject:

Male, 18 years, body weight 69 kg, body length 182 cm,
(further anthropometric data s. incl.), cause of death:
drown.

b) Test conditions:

Lateral collision, rigid wall, impact velocity 23 km/h.

c) Instrumentation:

Sled deceleration, 9-accelerometer head, 12-accelerometer
thorax, 3-accelerometer pelvis, lung pressure, shoulder force,
pelvis force.

d) Medical findings:

Body surface:	No injuries.
Head:	No injuries.
Thorax:	Fracture of the 7th and 8th rib left in the rear axillar line.
Abdomen:	No injuries.
Pelvis:	No injuries.
Vertebral Column:	No injuries.

Extremities: Muscle hemorrhages at the out and
rear side of the left upper arm.

e) AIS-Severity: Body surface 0, head 0, thorax 1,
abdomen 0, pelvis 0, vertebral column 0,
extremities 1, MAIS 1.

BENDING TESTS

Run No.	Rib	max. Force (N)	max. Deflexion (mm)	Cross Section (mm ²)
H 8215	6th	160	3,2	25,6
	7th	224	4,0	26,2

Anthropometrical Data

Body weight ⁶⁹ kg

Body length ¹⁸² cm

1. Hat dimension 54 cm

2. Head circumference 62 cm

3. Neck circumfer. 38 cm

4. Upper arm circumfer. ... 28 cm

5. Chest circumfer. 85 cm

6. Chest height 19 cm

7. Chest width 29 cm

8. Abdomen circumfer. 73 cm

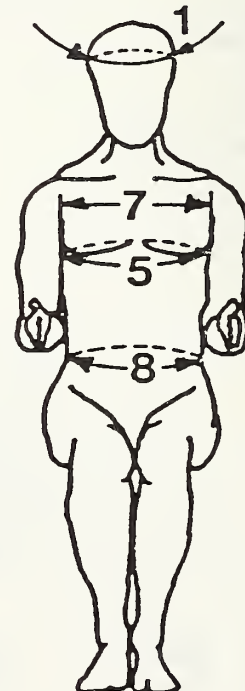
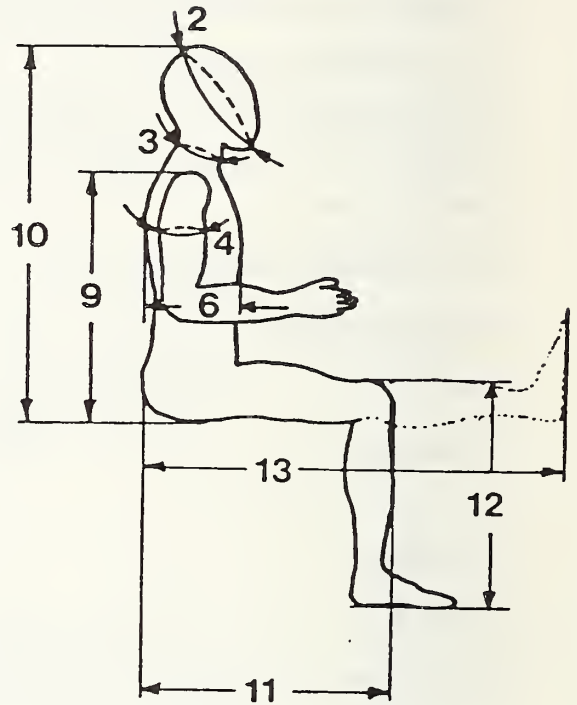
9. Buttocks - shoulder 71 cm

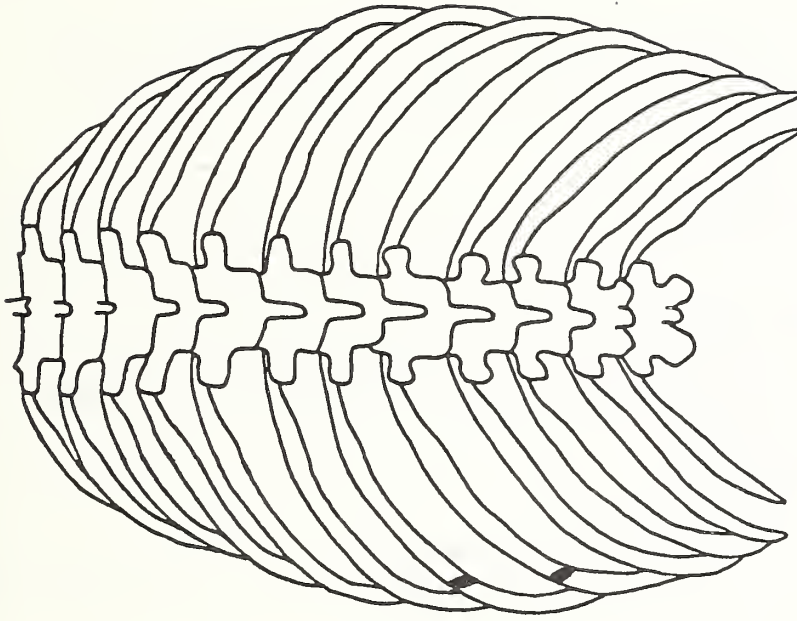
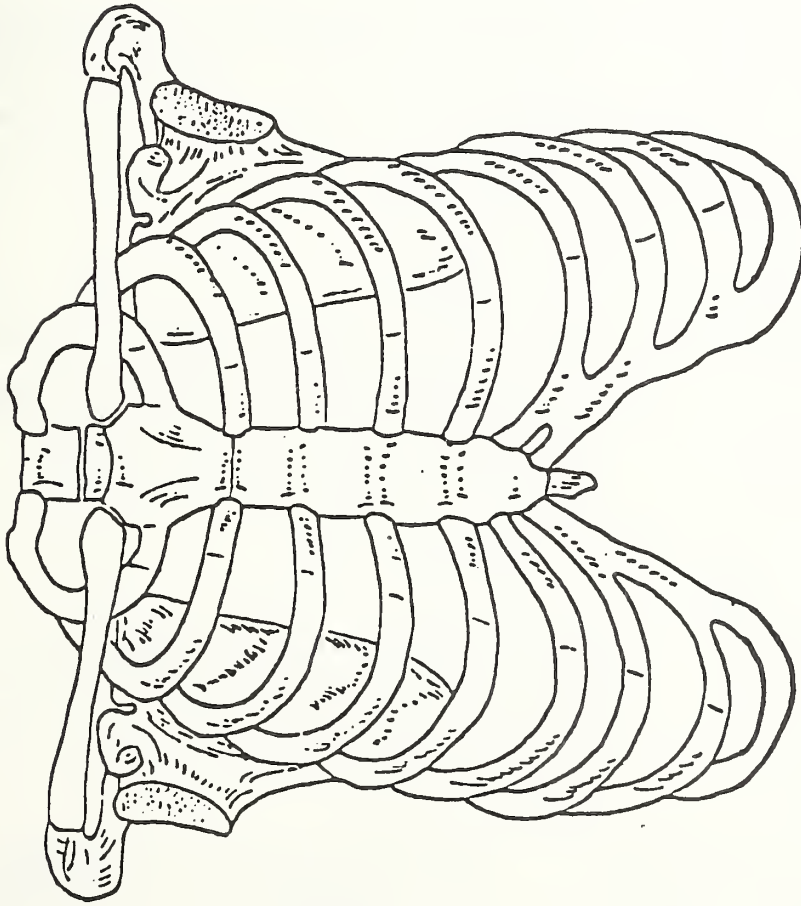
10. Seat height 96 cm

11. Pelvis - knee 64 cm

12. Sole of foot - knee 56 cm

13. Pelvis - heal 101 cm





Number of rib fractures 2

Run No. H 8218

a) Subject:

Female, 28 years, body weight 85 kg, body length 181 cm, (further anthropometric data s. incl.), cause of death: acute poisoning.

b) Test conditions:

Lateral collision, rigid wall, impact velocity 23 km/h.

c) Instrumentation:

Sled deceleration, 9-accelerometer head, 12-accelerometer thorax, 3-accelerometer pelvis, lung pressure, shoulder force, pelvis force.

d) Medical findings:

Body surface: No injuries.

Head: No injuries.

Thorax: Fracture of 2nd to 8th, 10th and 11th rib left in the front axillar line; transfixing of the pleura at the 4th rib left.

Abdomen: No injuries.

Pelvis: No injuries.

Vertebral column: Hemorrhages in the vertebral discs C3/C4, C4/C5, C5/C6 and C6/C7 dorsal. Hemorrhage in the joint gap and loosening of the joint capsule of C1/C2.

Extremities: No injuries.

e) AIS-Severity: Body surface 0, head 0, thorax 3, abdomen 0, pelvis 0, vertebral column 1, extremities 0, MAIS 3.

BENDING TESTS

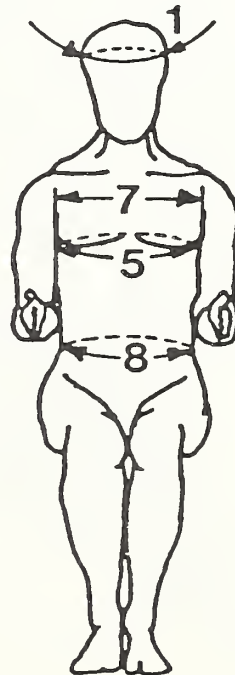
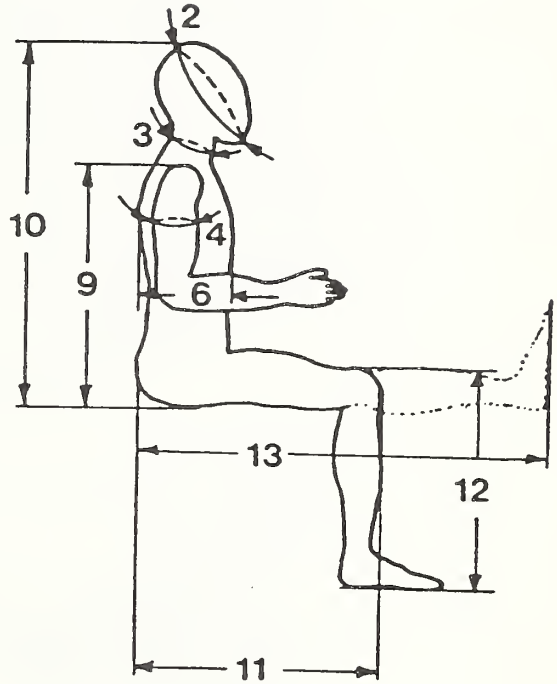
Run No.	Rib	max. Force (N)	max. Deflexion (mm)	Cross Section (mm ²)
H 8218	6th	112	2,2	22,2
	7th	184	4,9	21,6

Anthropometrical Data

Body weight⁸⁵ kg

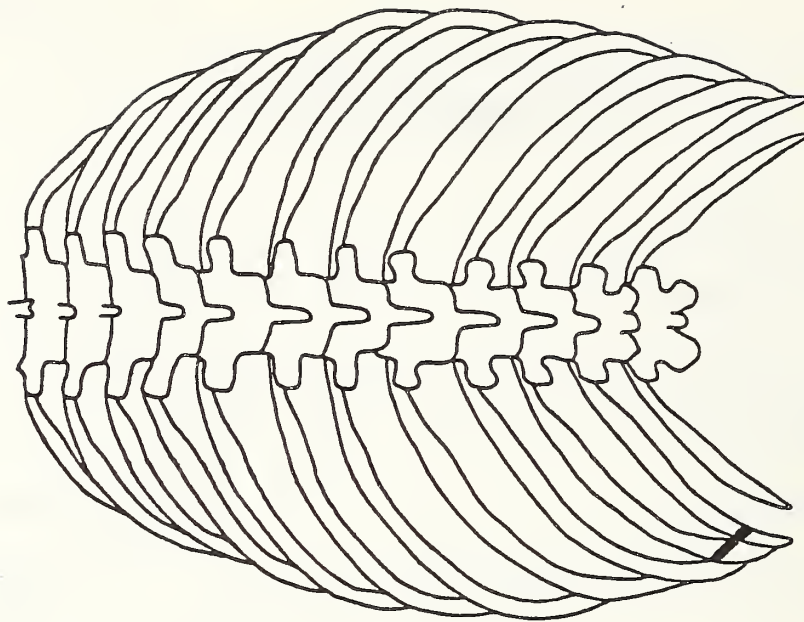
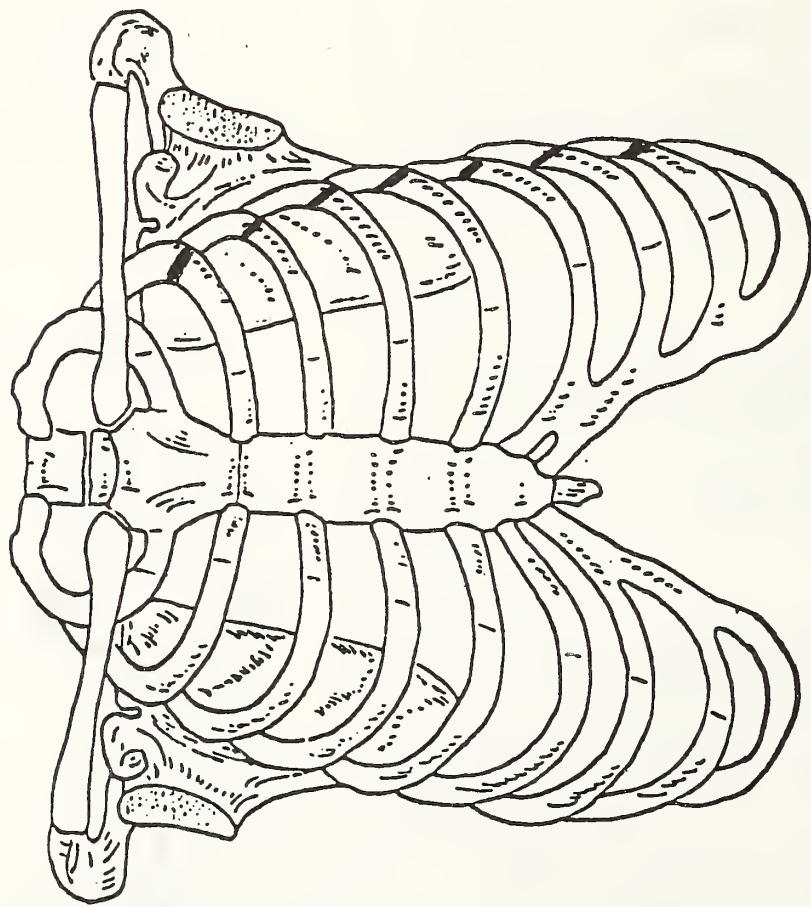
Body length¹⁸¹ cm

- 1. Hat dimension⁵⁸ cm
- 2. Head circumference.....⁶⁸ cm
- 3. Neck circumfer.³⁷ cm
- 4. Upper arm circumfer.³⁰ cm
- 5. Chest circumfer.⁸⁹ cm
- 6. Chest height²⁴ cm
- 7. Chest width²⁹ cm
- 8. Abdomen circumfer.⁹² cm
- 9. Buttocks - shoulder⁷⁷ cm
- 10. Seat height¹⁰⁰ cm
- 11. Pelvis - knee⁶⁰ cm
- 12. Sole of foot - knee⁵⁵ cm
- 13. Pelvis - heal¹⁰⁵ cm



University of Heidelberg
Institute for Forensic Medicine

H 82 18 DOT
Run No.



Number of rib fractures 9

Run No. H 8219

a) Subject:

Female, 47 years, body weight 67 kg, body length 165 cm, (further anthropometric data s. incl.), cause of death: acute poisoning.

b) Test conditions:

Lateral collision, rigid wall, impact velocity 23 km/h.

c) Instrumentation:

Sled deceleration, 9-accelerometer head, 12-accelerometer thorax, 3-accelerometer pelvis, lung pressure, shoulder force, pelvis force.

d) Medical findings:

Body surface: No injuries.
Head: No injuries.
Thorax: Fracture of the 2d to the 8th rib left in the front axillar line. Transfixing of the pleura at the 4th rib left.
Abdomen: No injuries.
Pelvis: No injuries.
Vertebral column: Hemorrhage in the ligamentum flavum between Th1 and Th2; small epidural hemorrhages of the spinal canal in the transition of the cervical to the thoracic vertebral column .
Extremities: No injuries.
e) AIS-Severity: Body surface 0, head 0, thorax 3, abdomen 0, pelvis 0, vertebral column 1, extremities 0, MAIS 3.

BENDING TESTS


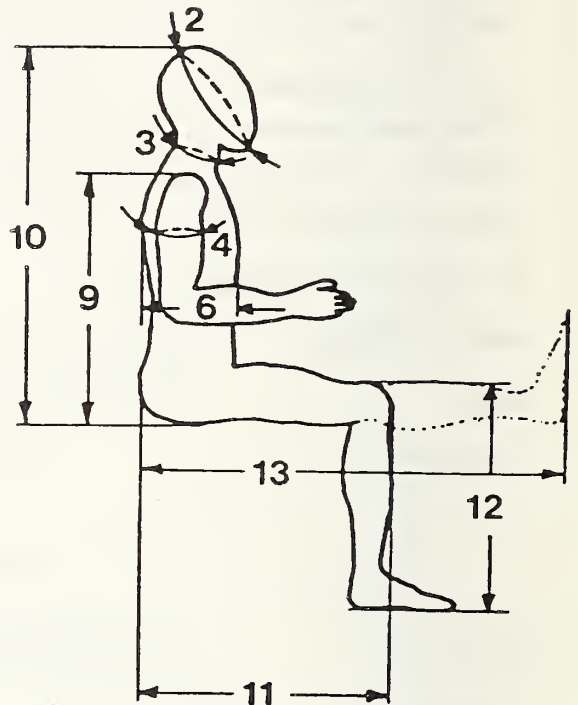
Run No.	Rib	max. Force (N)	max. Deflexion (mm)	Cross Section (mm ²)
H 8219	6th	282	5,3	35,1
	7th	224	4,2	35,6

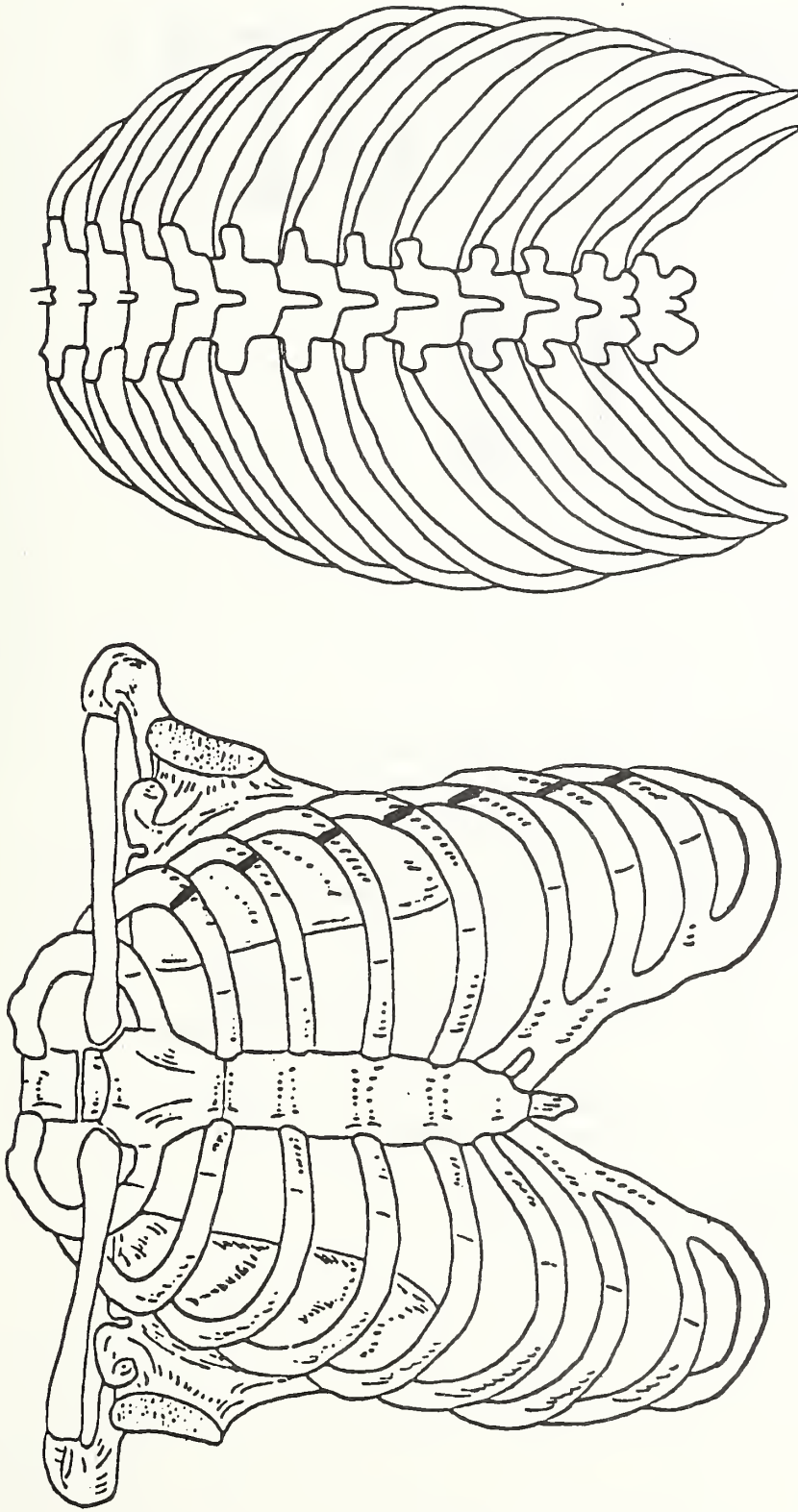
Anthropometrical Data

Body weight 67 kg

Body length 165 cm

- 1. Hat dimension 54 cm
- 2. Head circumference 61 cm
- 3. Neck circumfer. 34 cm
- 4. Upper arm circumfer. 26 cm
- 5. Chest circumfer. 85 cm
- 6. Chest height 21 cm
- 7. Chest width 31 cm
- 8. Abdomen circumfer. 79 cm
- 9. Buttocks - shoulder 66 cm
- 10. Seat height 88 cm
- 11. Pelvis - knee 54 cm
- 12. Sole of foot - knee 46 cm
- 13. Pelvis - heal 90 cm





Number of rib fractures 7

APPENDIX

II

LATERAL IMPACT
CADAVER TESTS
INTO A RIGID WALL
IMPACT VELOCITY :
32 KM/H

ANTROPOMETRICAL DATA

Run No	Sex	AGE (Years)	Body Weight (kg)	Body Length (cm)	Hat size (cm)	occip.-chin (cm)	Neck circumf. (cm)	Upper arm circumf. (cm)	Chest circumf. (cm)
H 8024	male	24	65	176	56	64	40	29	85
H 8102	male	57	65	165	55	63	43	26	90
H 8104	male	56	80	165	54	66	40	29	95
H 8106	male	37	82	170	59	66	48	31	100
H 8125	male	38	65	177	57	67	42	29	86
H 8202	male	47	68	165	53	63	39	30	98
H 8214	female	22	61	178	55	63	34	22	83
H 8216	male	21	50	187	58	66	37	25	84
H 8220	male	41	73	180	55	66	39	27	89
9	M 8 F 1	38.1	67.7	173.7	55.8	64.9	40.2	27.6	90

CONTINUE ANTROPOMETRICAL DATA

Run No	Chest height (cm)	Chest width (cm)	Abdom circumf (cm)	Buttocks shoulder (cm)	Seat height (cm)	Pelvis knee (cm)	Sole of foot knee (cm)	Pelvis heel (cm)
H 8024	22	29	75	65	90	62	53	93
H 8102	24	32	82	69	94	37	49	76
H 8104	25	32	93	71	92	55	46	92
H 8106	25	34	90	63	86	40	45	79
H 8125	21	28	76	70	96	52	62	102
H 8202	23	32	85	68	90	56	48	84
H 8214	20	29	78	68	94	62	54	102
H 8216	20	27	71	73	100	60	56	102
H 8220	22	32	76	70	94	60	54	104
9	22.4	30.6	80.67	68.6	92.9	53.8	51.9	93.78

RIB. FRACT.

Run No	Impact Area Specific	Collis. Veloc. (m/h)	Number Rib. Fract.	Number Rib. Fract.	Left side Front	Left side Rear	Right side Pib. Fr	Right side Front	Right side Rear
H 8024	riq.wall	33	0	0	0	0	0	0	0
H 8102	riq.wall	33	28	23	8	15	5	5	0
H 8104	riq.wall	32	35	25	6	19	11	4	7
H 8106	riq.wall	32	16	16	8	8	0	0	0
H 8125	riq.wall	32	15	15	7	8	0	0	0
H 8202	riq.wall	32	20	20	11	9	0	0	0
H 8214	riq.wall	32	18	18	5	12	0	0	0
H 8216	riq.wall	31	11	11	3	6	0	0	0
H 8220	riq.wall	31	20	17	9	8	3	1	2
9	riq.wall	32	18	16	6.4	9.7	2.1	1.1	1

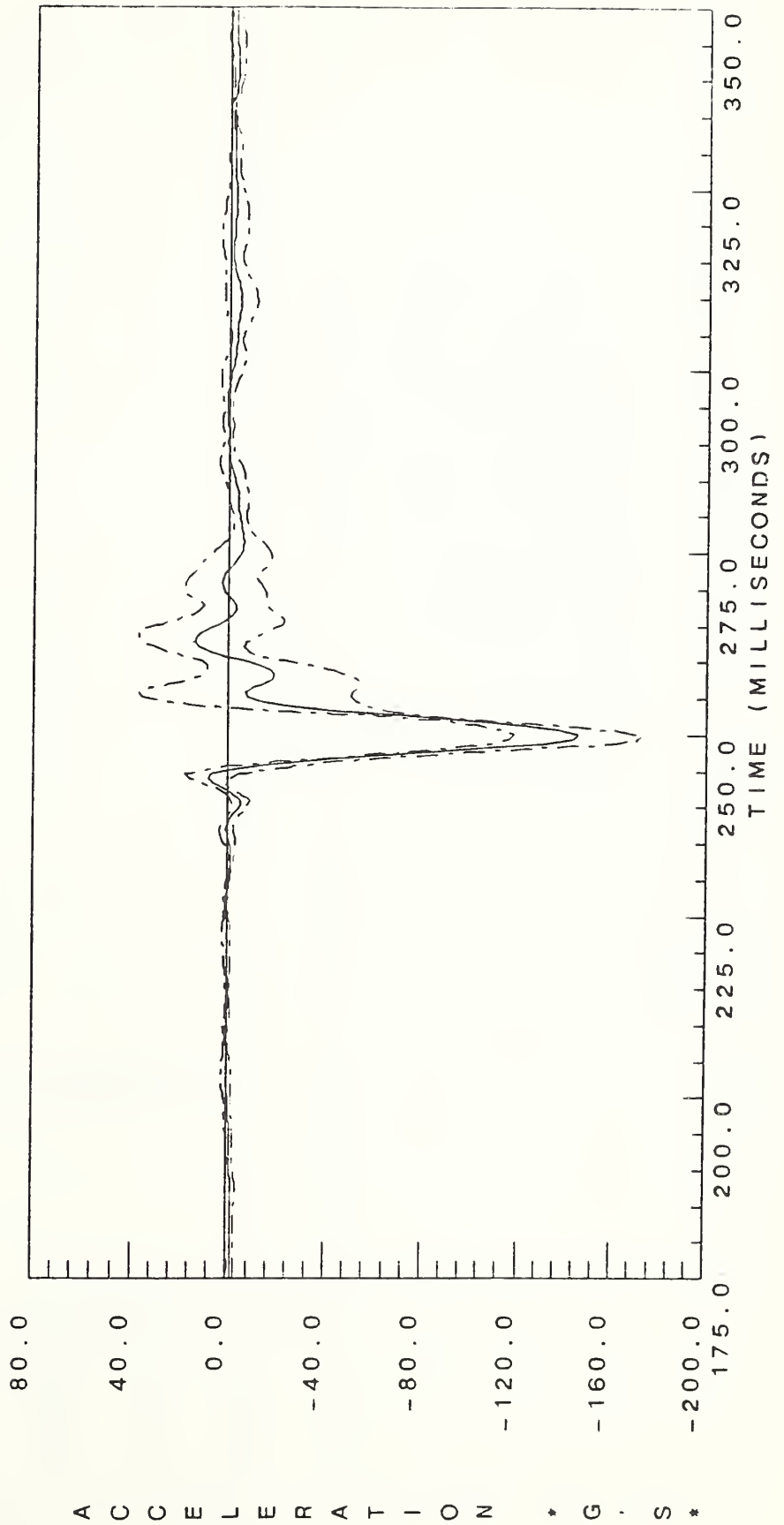
AIS - SEVERITY

Run No	Body Sur- face	Head	Thorax	Abdomen	Pelvis	Spine	Extrem.	NAIS
H 8024	0	0	0	0	0	0	0	0
H 8102	0	4	4	4	0	2	0	4
H 8104	0	0	4	4	0	2	0	4
H 8106	0	0	3	0	0	1	1	3
H 8125	1	0	4	5	0	2	0	5
H 8202	1	0	4	5	0	2	0	5
H 8214	0	0	4	5	3	1	1	5
H 8216	0	0	3	0	0	1	2	3
H 8220	0	0	4	5	2	0	1	5
9	.2	.4	3	3	.6	1	.6	4

Run No	6th RIB			7th RIB		
	max.	max.	Cross	max.	max.	Cross
	Force	Defl.	section	Force	Defl.	section
	[N]	[mm]	[mm ²]	[N]	[mm]	[mm ²]
H 8024	274	5.0	28.5	269	3.4	36.7
H 8102	48	.8	24	111	2.8	26
H 8104	154	3.2	23	123	3.7	24
H 8106	205	3.4	33	334	3.8	44
H 8125	255	4.2	31	266	3.8	39
H 8202	380	4.6	53	188	4.5	38
H 8214	354	7.5	34.1	361	5.5	35.4
H 8216	280	5.0	28.0	318	7.9	29.9
H 8220	216	3.8	25.9	152	3.2	22.1
9	240.7	4.17	31.17	235.8	4.29	32.79

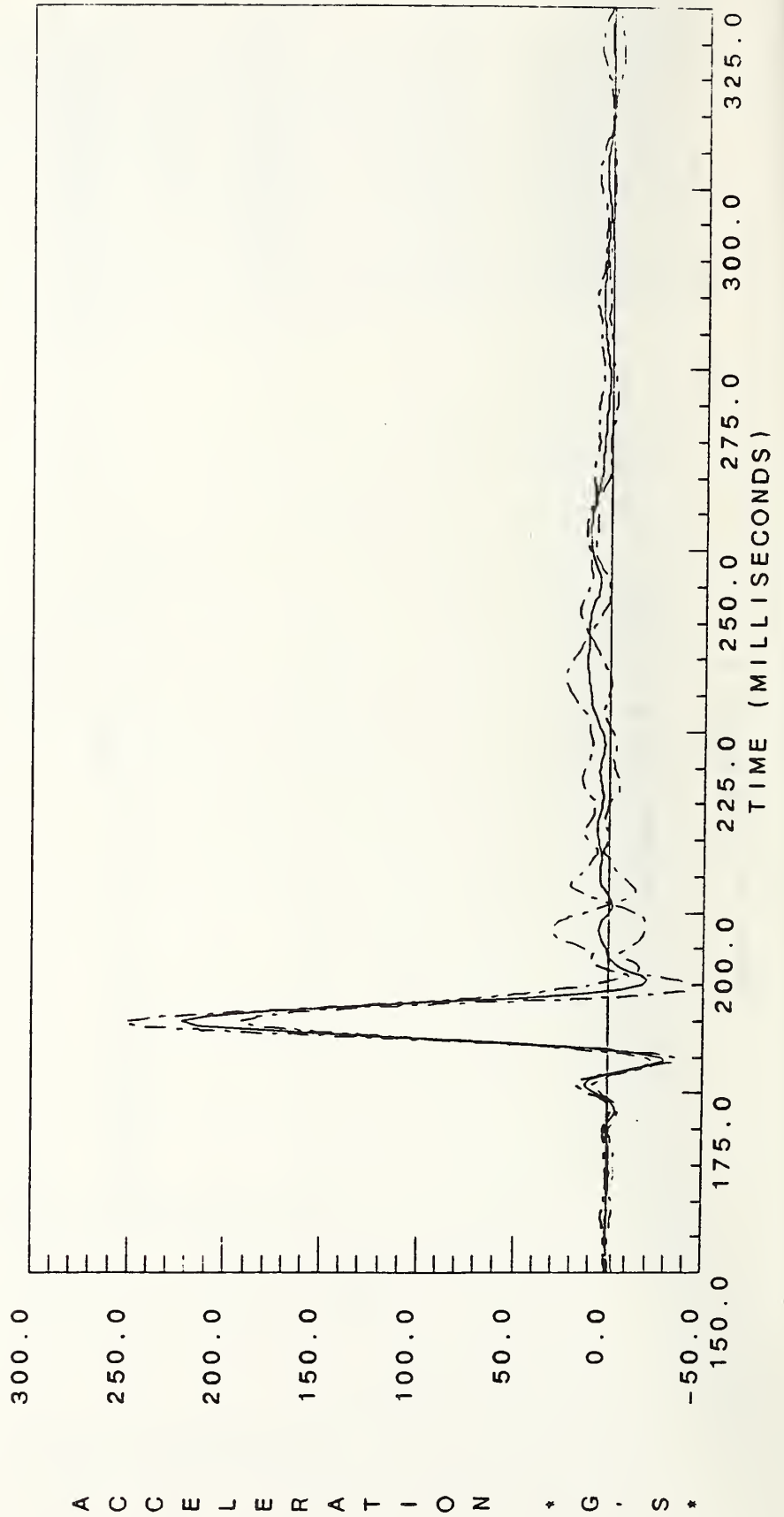
Mean Response with +/- 1 St. Dev. Corridor

20 MPH Rigid Wall, Upper Rib (Y)



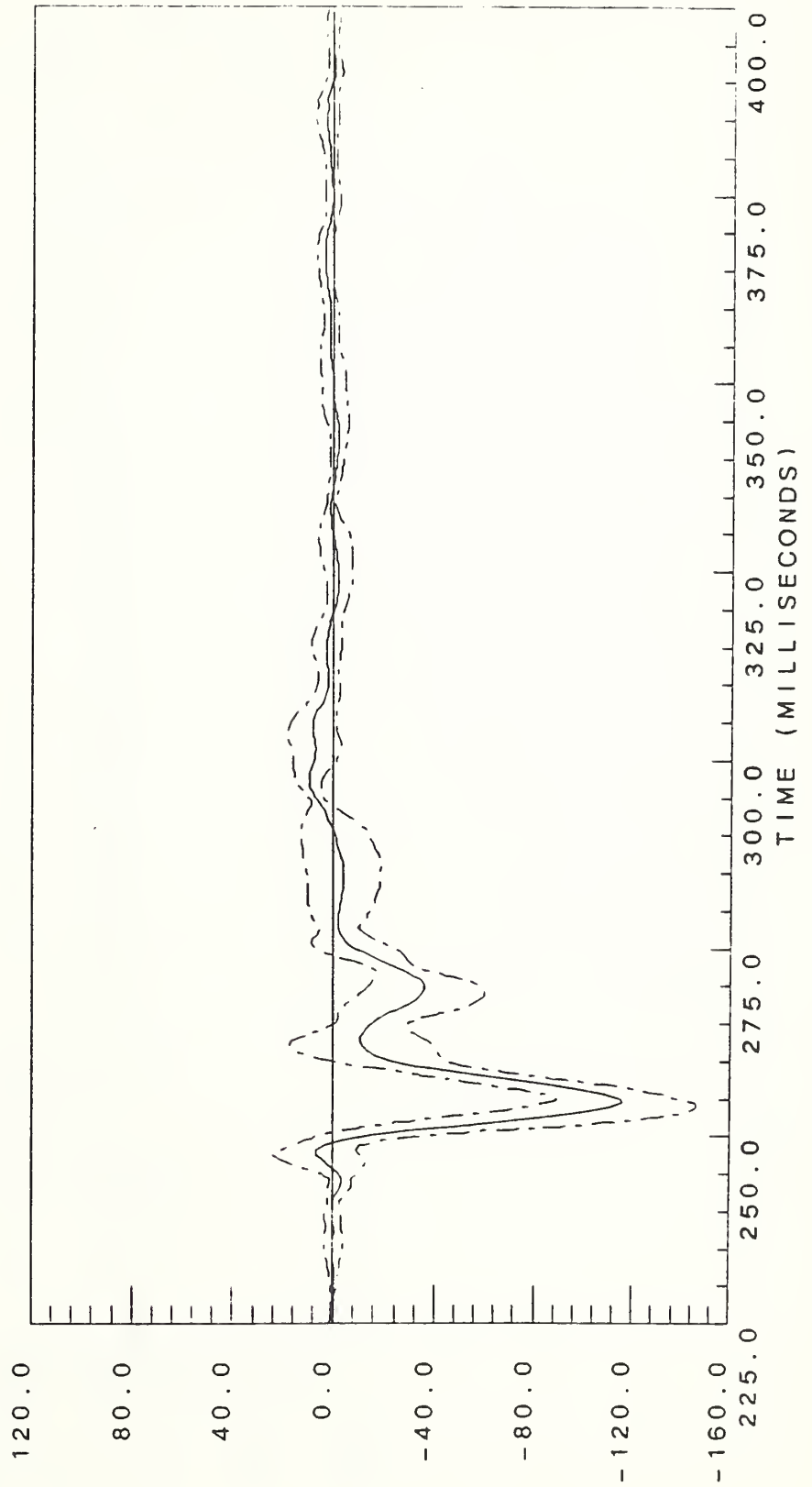
Mean Response with ± 1 St. Dev. Corridor

20 MPH Rigid Wall, Lower Rib (Y)



Mean Response with +/- 1 St. Dev. Corridor

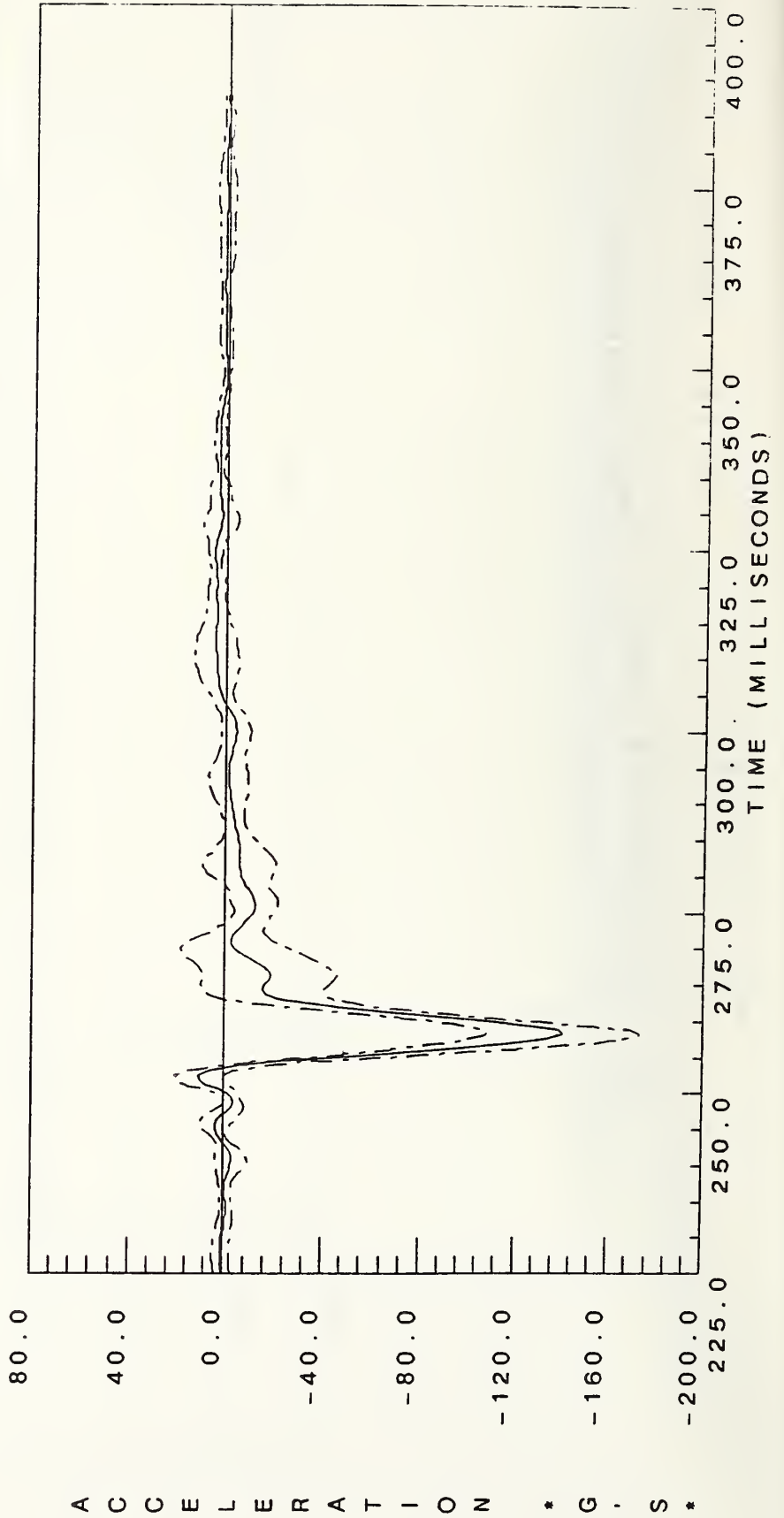
20 MPH Rigid Wall, Upper Spine (Y)



A
C
C
E
L
E
R
A
T
I
O
N
*
G
S
*

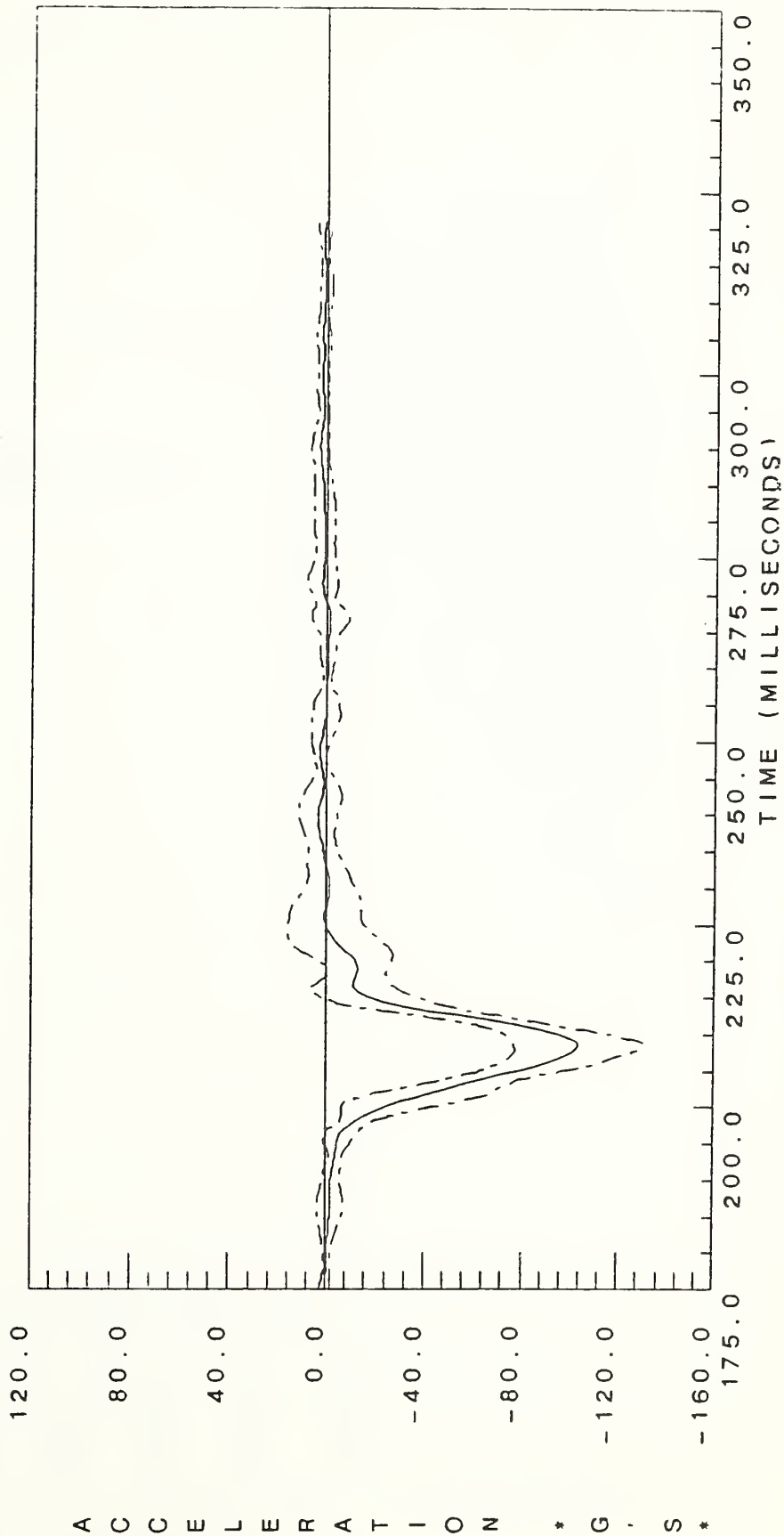
Mean Response with ± 1 St. Dev. Corridor

20 MPH Rigid Wall, Lower Spine (Y)



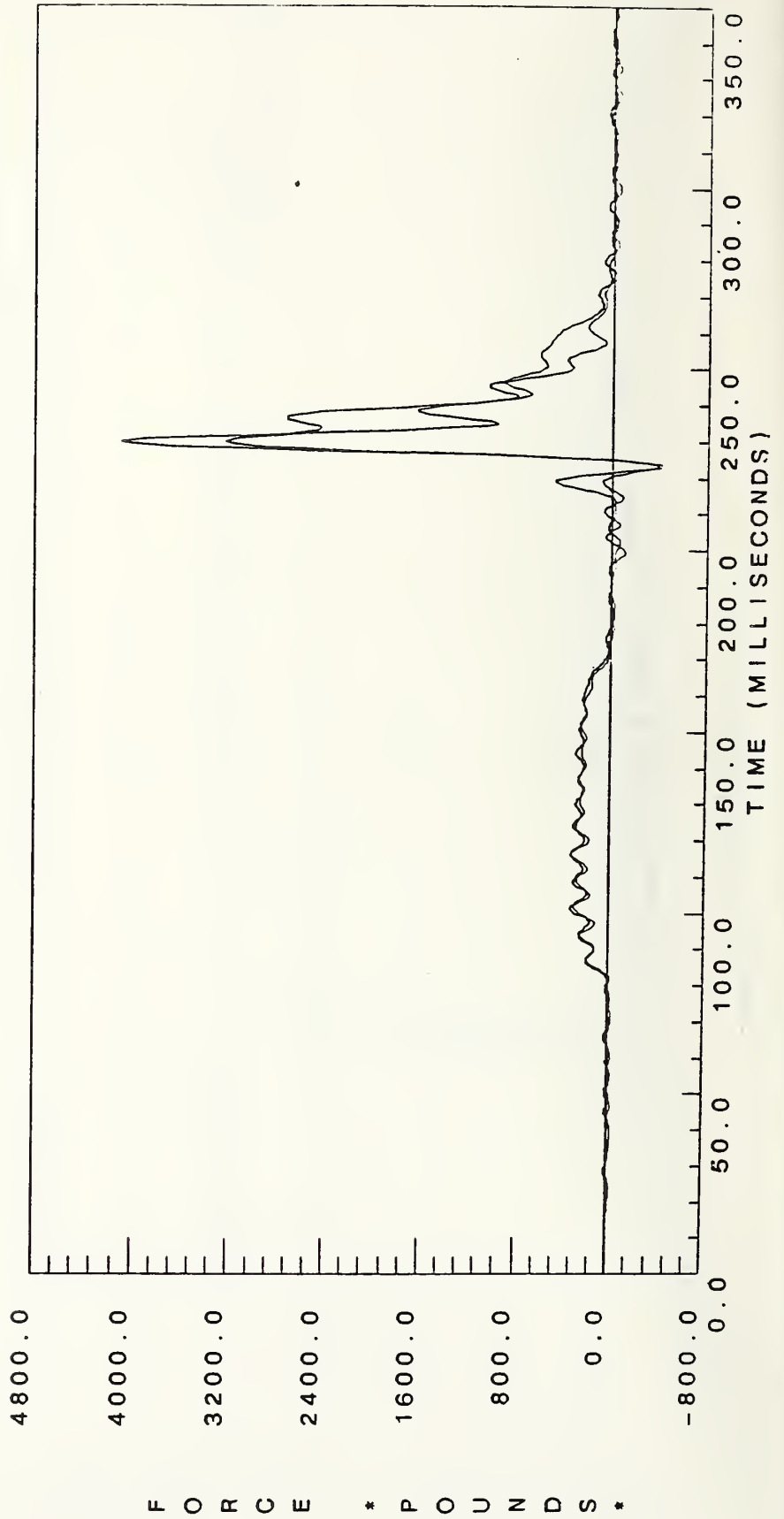
Mean Response with +/- 1 St. Dev. Corridor

20 MPH Rigid Wall, Pelvis Acc. (Y)



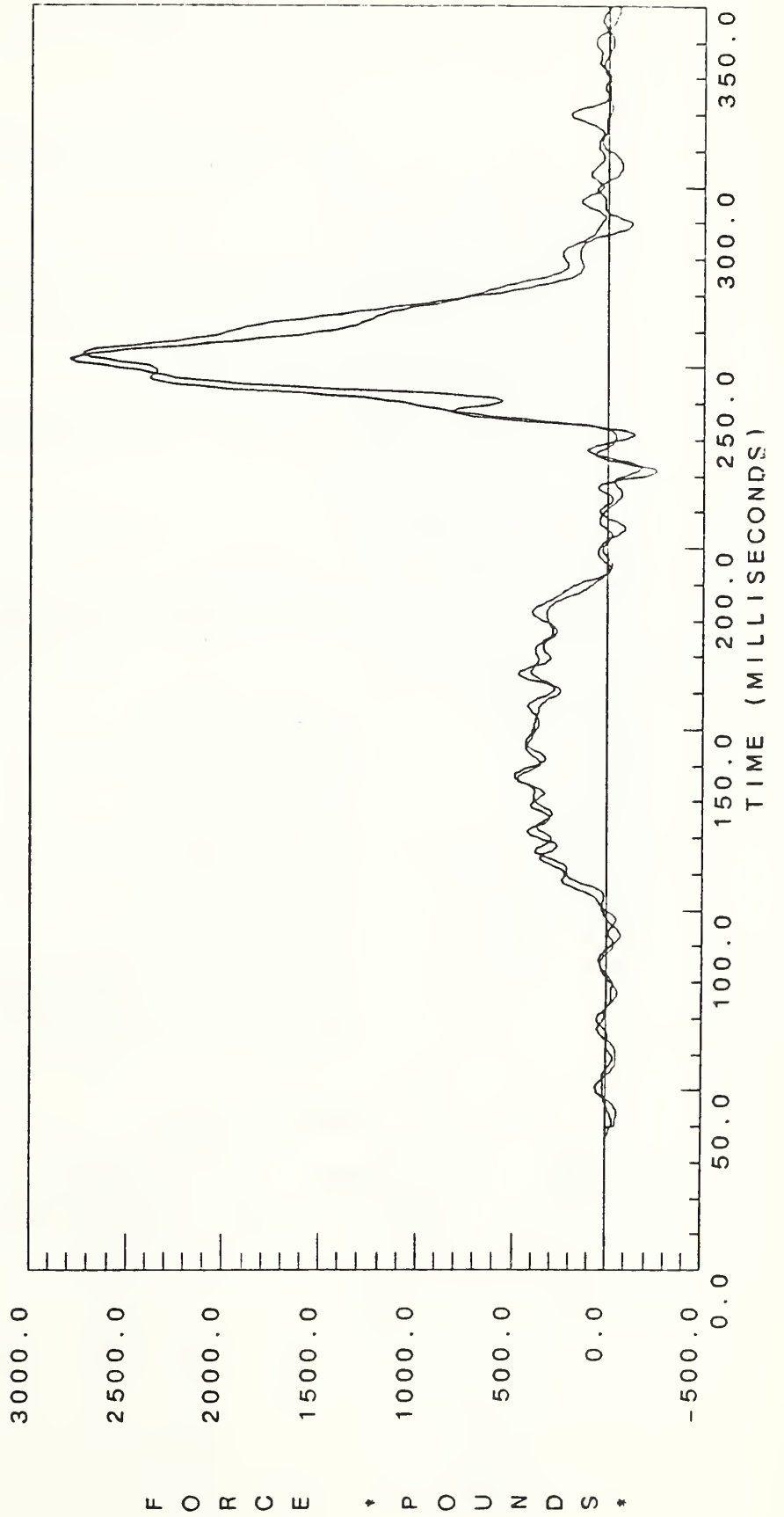
Side Impact Loads

20 MPH Rigid Wall, Pelvis (Y)



Side Impact

20 MPH Rigid Wall, Shoulder (Y)



F O R C E * P O U N D S *

T I M E (M I L L I S E C O N D S)

Run No. H 80 024

a) Subject:

Male, 24 years, body weight 65 kg, body length 176 cm
(further anthropometric data s. incl.), cause of death: drown.

b) Test conditions:

Lateral collision - rigid wall - impact velocity 33 km/h.

c) Instrumentation:

Sled Deceleration, 9 accelerometer head, 12 accelerometer thorax, 3 accelerometer pelvis, lung pressure.

d) Medical findings:

Body Surface: No injuries
Head: No injuries
Thorax: No injuries
Abdomen: No injuries
Vertebral Column: No injuries
Extremities: No injuries

e) Severity Degree:

AIS-Head 0, AIS-Thorax-0, AIS-Abdomen 0,
AIS-Vertebral Column 0, AIS-Extremities 0,
MAIS 0

BENDING TESTS

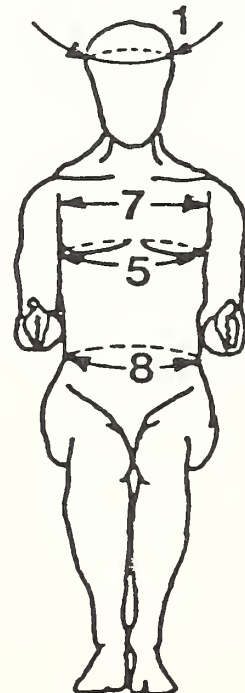
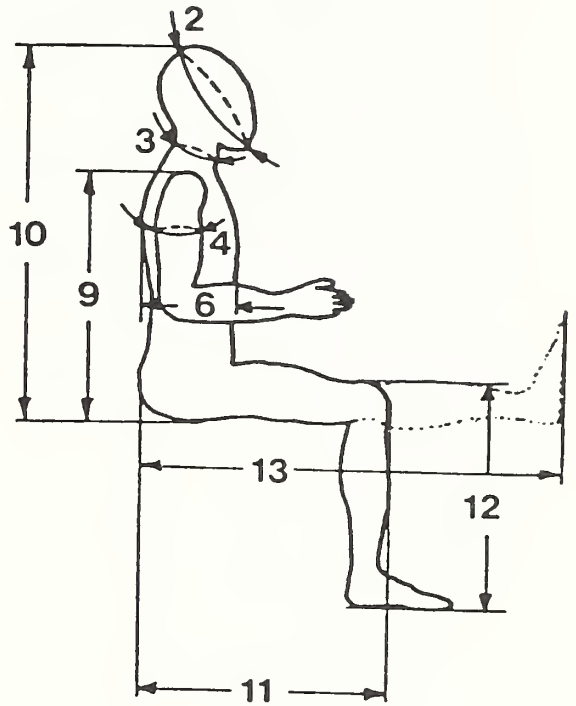
Run No.	Max. Force	Max. Deflection	Cross Section
H 80 024	(N)	(mm)	(mm ²)
6th rib	274	5,0	28,5
7th rib	269	3,4	36,7

Anthropometrical Data

Body weight ...⁶⁵ kg

Body length¹⁷⁶ cm

- 1. Hat dimension⁵⁶...cm
- 2. Head circumference.....⁶⁴...cm
- 3. Neck circumfer.⁴⁰...cm
- 4. Upper arm circumfer.²⁹...cm
- 5. Chest circumfer.⁸⁵...cm
- 6. Chest height²²...cm
- 7. Chest width²⁹...cm
- 8. Abdomen circumfer.⁷⁵...cm
- 9. Buttocks - shoulder⁶⁵...cm
- 10. Seat height⁹⁰...cm
- 11. Pelvis - knee⁶²...cm
- 12. Sole of foot - knee⁵³...cm
- 13. Pelvis - heal⁹³...cm



Run No. H 81 002

a) Subject:

Male, 57 years, body weight 65 kg, body length 165 cm (further anthropometric data s. incl.), cause of death: poisoning acute.

b) Test conditions:

Lateral collision, rigid wall, impact velocity 33 km/h.

c) Instrumentation:

Sled deceleration, 9-accelerometer head, 12-accelerometer thorax, 3-accelerometer pelvis, lung pressure.

d) Medical findings:

Body surface:

No injuries.

Head:

Le Fort III fracture.

Thorax:

Fracture of the 1st, 2nd and 5th rib left, 3 times; fracture of the 3th and 4th rib left, 4 times; fracture of the 6th and 7th rib left, 2 times; fracture of the 8th and 9th rib left. Fracture of the 2nd, 3th, 4th, 5th and 6th-rib right. Multiple fractures of the left scapula.

Abdomen:

Multiple spleen ruptures.

Vertebral Column:

Small hemorrhage in the deep muscular layer between occiput and C1 left. Fracture of the processus transversus of the C1, C2, C4, C5 and C6 left. Hemorrhage in the vertebral disc C4/C5. Hemorrhage in the interspinal space between Th11 and Th12.

Extremities:

No injuries.

e) Severity Degree:

AIS-head 4, AIS-thorax 4, AIS-abdomen 4, AIS-vertebral column 2, AIS-extremities 0, MAIS 4.

BENDING TESTS

Run No. H 81 002

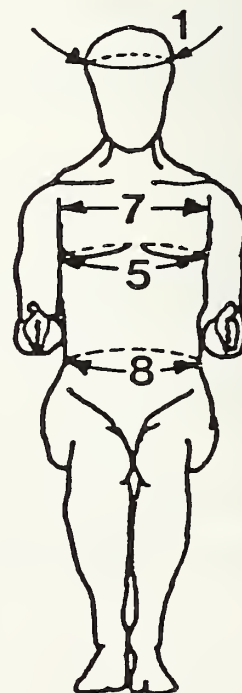
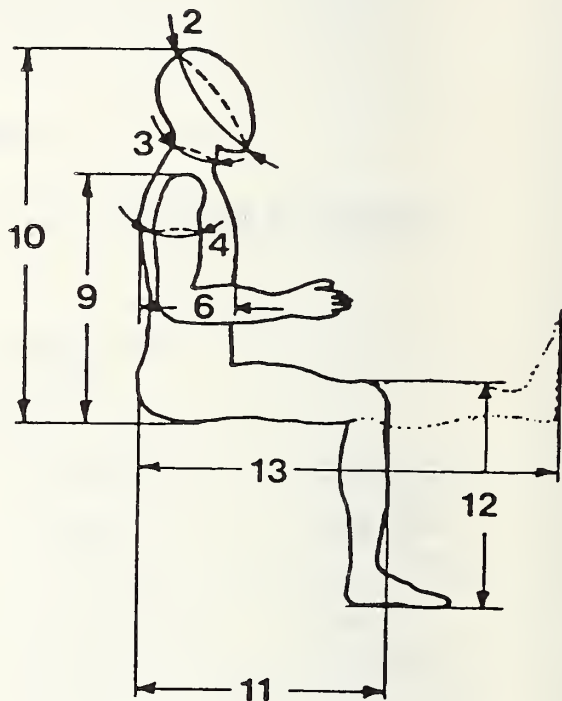
	max. Force (N)	max. Deflexion (mm)	Cross Section (mm ²)
6th rib	48	0,8	24
7th rib	111	2,8	26

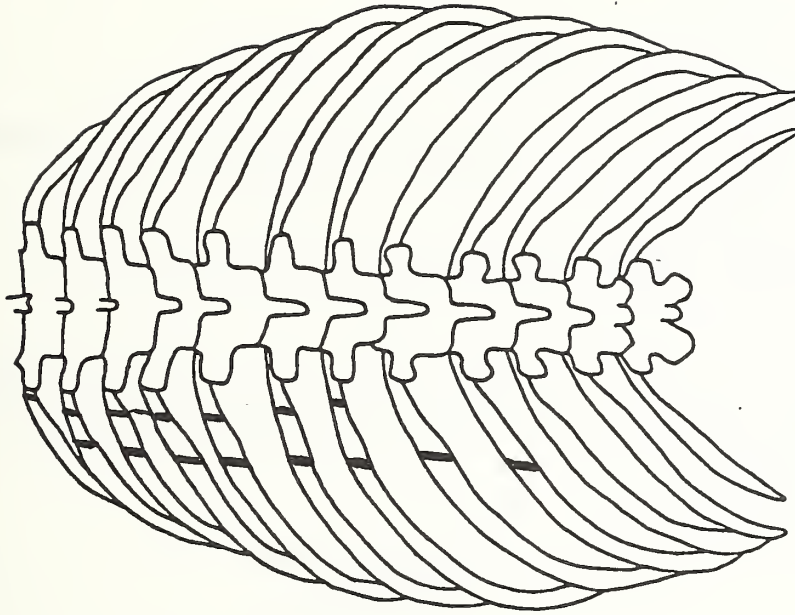
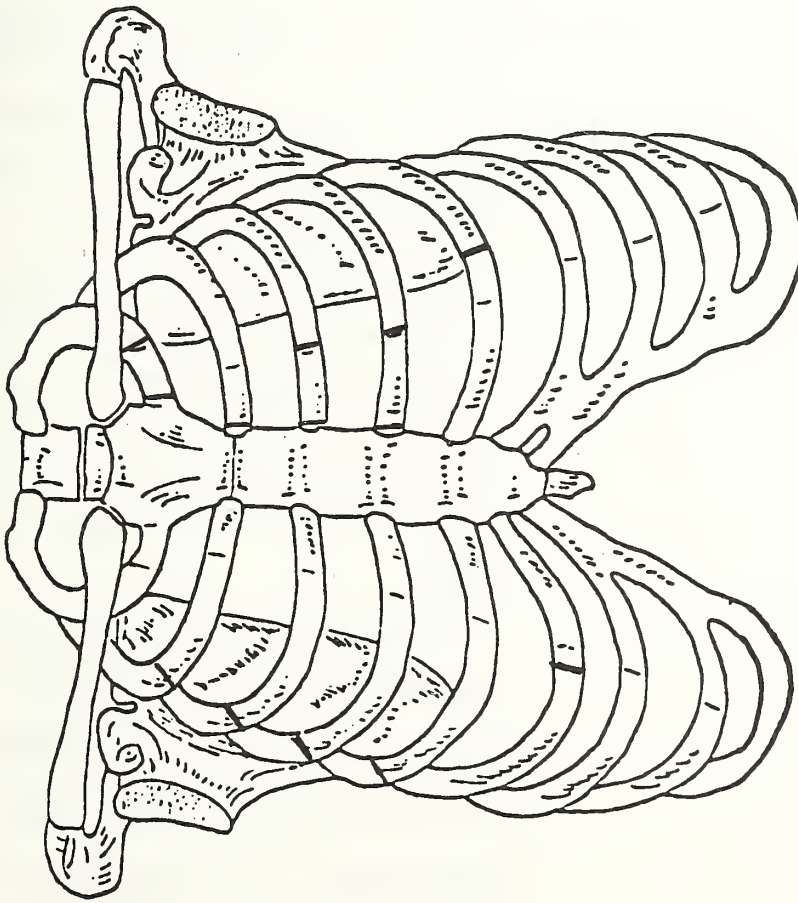
Anthropometrical Data

Body weight 65 kg

Body length 165 cm

- 1. Hat dimension 55 cm
- 2. Head circumference 63 cm
- 3. Neck circumfer. 43 cm
- 4. Upper arm circumfer. 26 cm
- 5. Chest circumfer. 90 cm
- 6. Chest height 24 cm
- 7. Chest width 32 cm
- 8. Abdomen circumfer. 82 cm
- 9. Buttocks - shoulder 69 cm
- 10. Seat height 94 cm
- 11. Pelvis - knee 37 cm
- 12. Sole of foot - knee 49 cm
- 13. Pelvis - heal 76 cm





Number of rib fractures 28

Run No. H 81 004

a) Subject:

Male, 56 years, body weight 80 kg, body length 165 cm (further anthropometric data s. incl.), cause of death: poisoning acute.

b) Test conditions:

Lateral collision - rigid wall - impact velocity 32 km/h.

c) Instrumentation:

Sled deceleration, 9-accelerometer head, 12-accelerometer thorax, 3-accelerometer pelvis, lung pressure.

d) Medical findings:

Body surface:

No injuries.

Head:

No injuries.

Thorax:

Mascular bleeding in the scapula area left. Rib fractures left: 1st - 10th rib in the paravertebral region, 2nd - 10th rib in the rear axillar line, 2nd - 4th rib in the mamillar line, 2nd - 4th rib in the cartilage - bone transition. Rib fractures right: 5th - 7th rib in the sternum area, 7th rib in the front axillar line, 1st rib in the inner scapular line, two times; 2nd - 6th rib in the rear axillar line.

Abdomen:

Rupture of the spleen.

Vertebral Column:

Hemorrhage of the superficial and medium mascular layer between Th 10 and Th12. Rupture and hemorrhage in the vertebral disc C5/C6. Hemorrhage in the vertebral disc C3/C4. Hemorrhage in the inter-spinal space between Th2 and Th3. Rupture of the ligamentum flavum

between C7 and Th1. Hemorrhages and expansion of the joint distances from C3 - C6 right. Hemorrhage of the foramen intervertebral between C6 and C7. Hemorrhage in the ligamentum flavum between C5 and C6.

Extremities:

No injuries.

e) Severity degree:

AIS-head 0, AIS-thorax 4, AIS-abdomen 4, AIS-vertebral column 2, AIS-extremities 0, MAIS 4.

BENDING TESTS

Run No. H 81 004*

	max. Force (N)	max. Deflexion (mm)	Cross Section (mm ²)
8th rib	154	3,2	23
9th rib	123	3,7	24

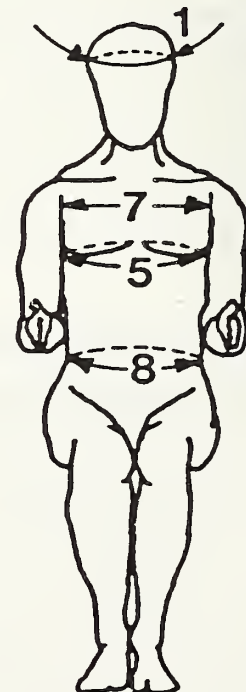
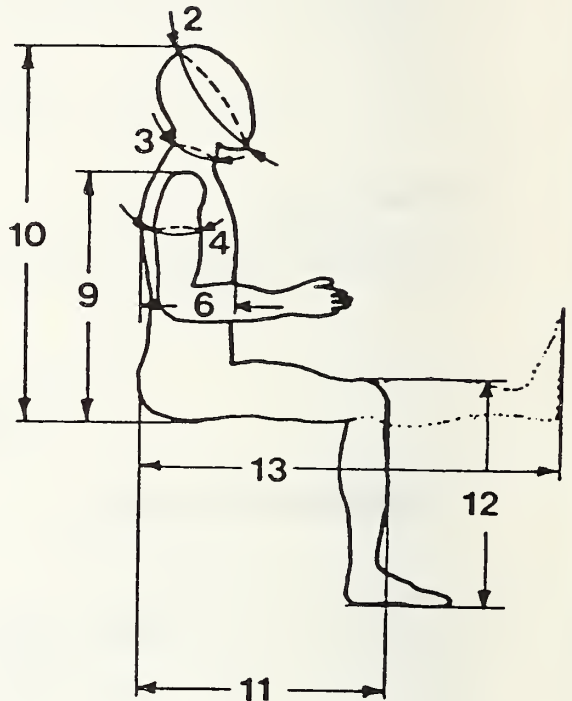
* 6th and 7th rib was broken, therefore bending tests of the 8th and 9th rib.

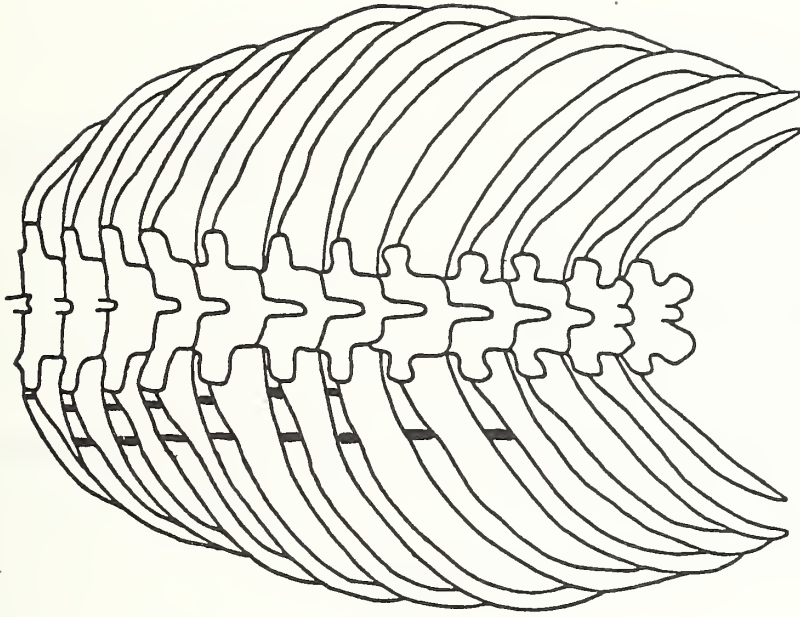
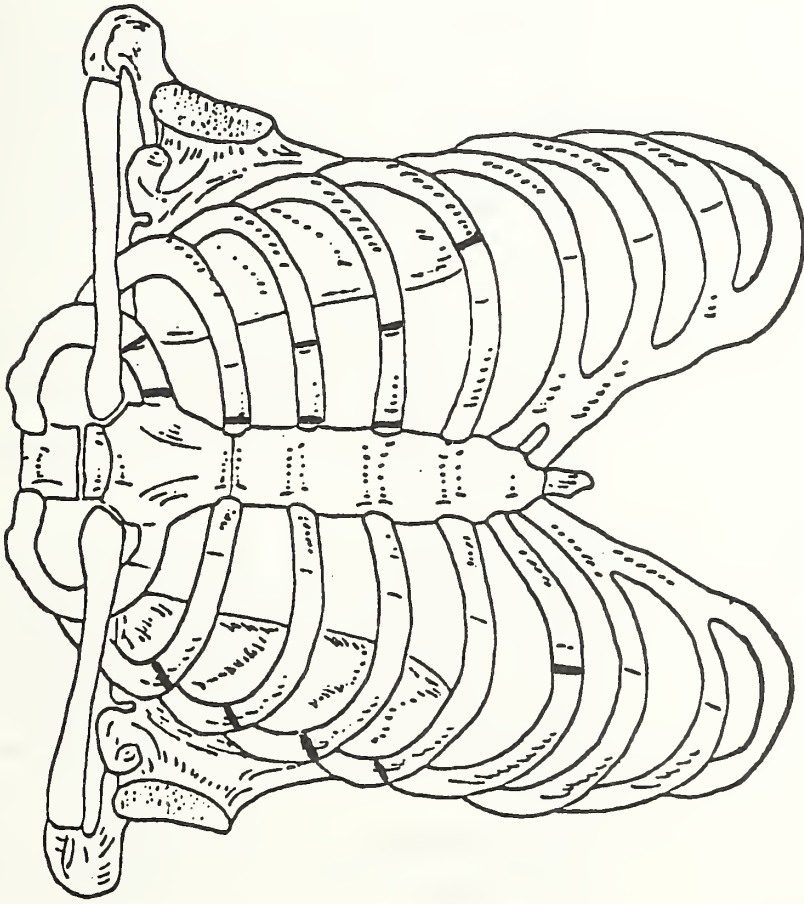
Anthropometrical Data

Body weight ...80 kg

Body length ...165 cm

- 1. Hat dimension54 cm
- 2. Head circumference.....66 cm
- 3. Neck circumfer.40 cm
- 4. Upper arm circumfer. ...29 cm
- 5. Chest circumfer.95 cm
- 6. Chest height25 cm
- 7. Chest width32 cm
- 8. Abdomen circumfer.93 cm
- 9. Buttocks - shoulder71 cm
- 10. Seat height92 cm
- 11. Pelvis - knee55 cm
- 12. Sole of foot - knee46 cm
- 13. Pelvis - heal92 cm





Number of rib fractures 28

Run No. 81 006

a) Subject:

Male, 37 years, body weight: 82 kg, body length: 170 cm (further anthropometric data s. incl.), cause of death: cardial infarct.

b) Test conditions:

Lateral collision, rigid wall, impact velocity 32 km/h.

c) Instrumentation:

Sled deceleration, 9-accelerometer head, 12-accelerometer thorax, 3-accelerometer pelvis, lung pressure.

d) Medical findings:

Body surface:	No injuries.
Head:	No injuries.
Thorax:	Fracture of the 1st, 2nd, 3rd, and 8th rib left in the paravertebral region, of the 4th, 5th, 6th and 7th rib left in the medium scapular line. Fracture of the 1st and 2nd rib left in the cartilage-bone transition; fracture of the 3rd rib left, 3 cm from the sternum and in the frontal axillar line. Fracture of the 4th - 7th rib left in the frontal axillar line.
Abdomen:	No injuries.
Vertebral Column:	Hemorrhage in the vertebral disc C3/C4. Hemorrhage in the vertebral disc C5/C6 with laceration and part loosening of the vertebral disc from the upper vertebral surface of the vertebral body C6.
Extremities:	Skin abrasion at the outside of the left elbow.
e) Severity Degree:	AIS-head 0, AIS-thorax 3, AIS-abdomen 0, AIS-vertebral column 1, AIS-extremities 1, MAIS 3.

BENDING TESTS

Run No. H 81 006

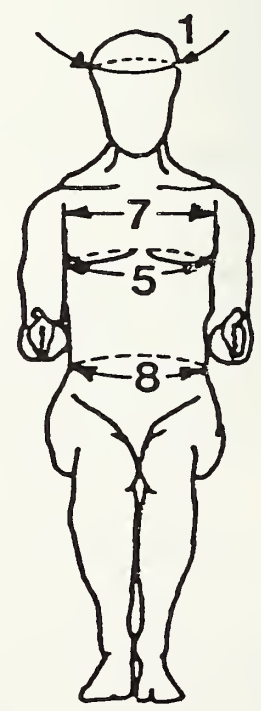
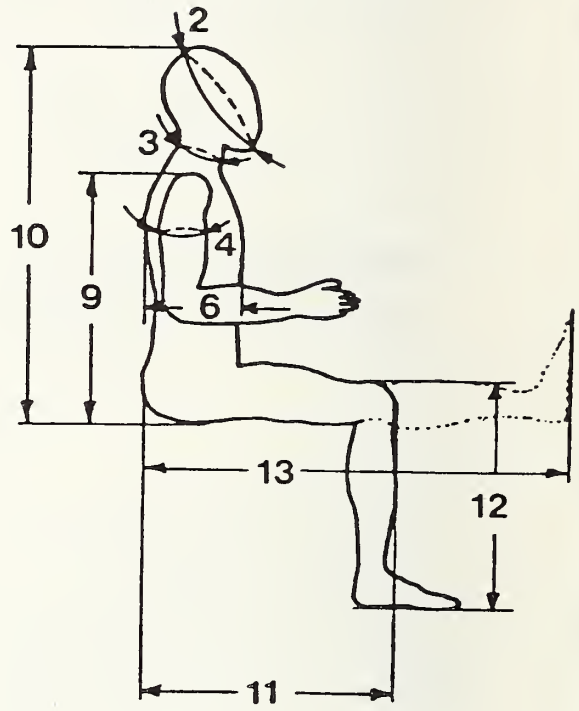
	max. Force (N)	max. Deflexion (mm)	Cross Section (mm ²)
6th rib	205	3,4	33
7th rib	334	3,8	44

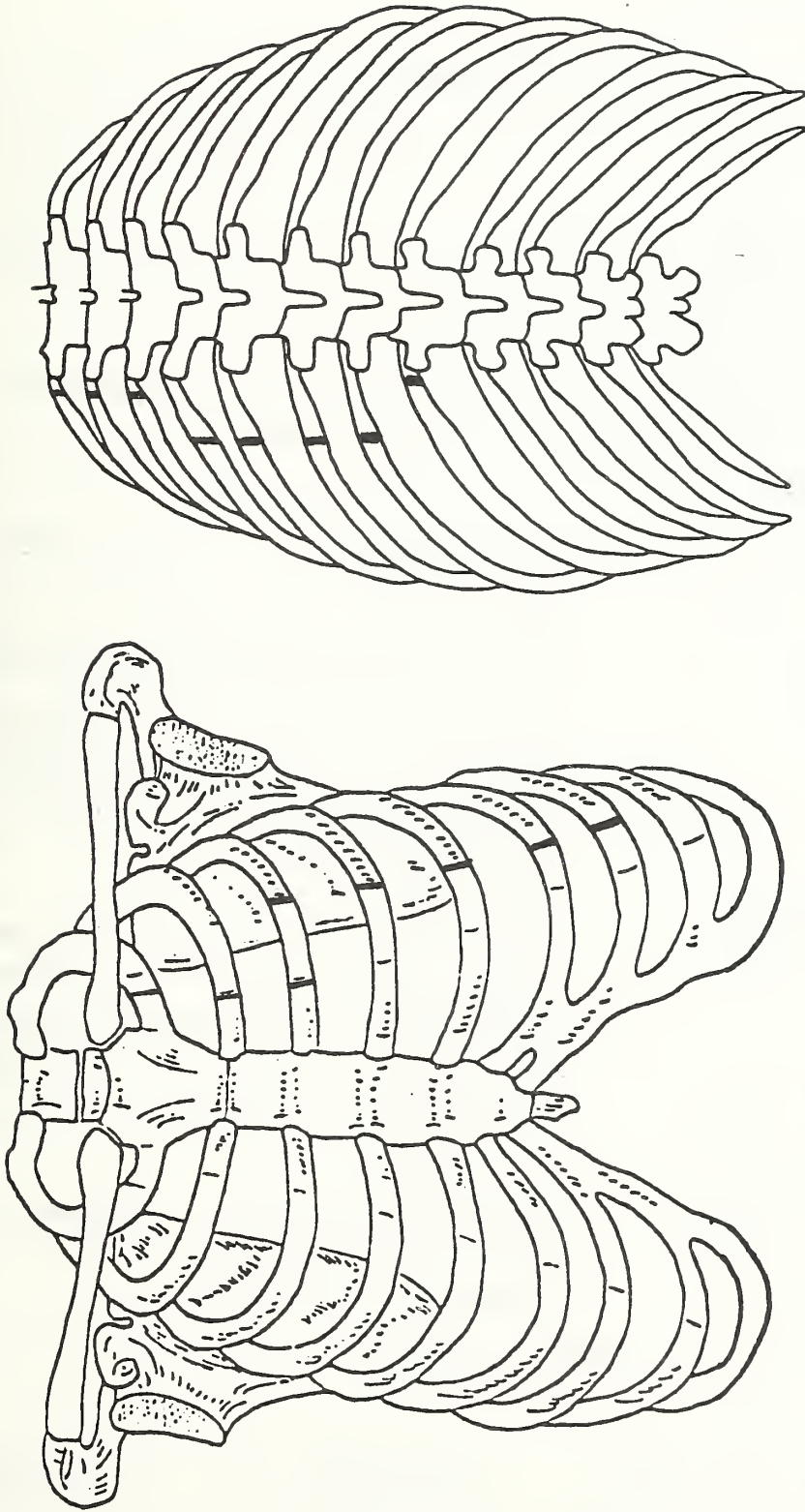
Anthropometrical Data

Body weight ...82 kg

Body length ...170 cm

- 1. Hat dimension59 cm
- 2. Head circumference.....66 cm
- 3. Neck circumfer.48 cm
- 4. Upper arm circumfer. ...31 cm
- 5. Chest circumfer.100 cm
- 6. Chest height25 cm
- 7. Chest width34 cm
- 8. Abdomen circumfer.90 cm
- 9. Buttocks - shoulder63 cm
- 10. Seat height86 cm
- 11. Pelvis - knee40 cm
- 12. Sole of foot - knee45 cm
- 13. Pelvis - heal79 cm





Number of rib fractures .16....

Run No. H 81025

a) Subject:

Male, 38 years, body weight 65 kg, body length 177 cm, (further anthropometric data s. incl.), cause of death suffocation.

b) Test conditions:

Lateral collision, rigid wall, impact velocity 32 km/h.

c) Instrumentation:

Sled deceleration, 9-accelerometer head, 12-accelerometer thorax, 3-accelerometer pelvis, lung pressure.

d) Medical findings:

Body surface: Skin abrasion over the left hand.
Head: No injuries.
Thorax: Rib fractures left side: 1st to 8th rib in the paravertebral region. 3th to 9th rib in the front axillar line, the ribs 3 to 5 with transfixing. Laceration of the lung caused rib transfixing (Incl.).
Abdomen: Rupture of the left kidney.
Vertebral column: Hemorrhage in the deep muscle layer between Th6 and Th9 left. Intense hemorrhage at the backside of the dorsal spinal cord dura. Hemorrhage in the vertebral disc L2/L3.
Extremities: No injuries.
e) AIS Severity: Body surface 1, head 0, thorax 4, abdomen 5, vertebral column 2, extremities 0, MAIS 5.

BENDING TESTS

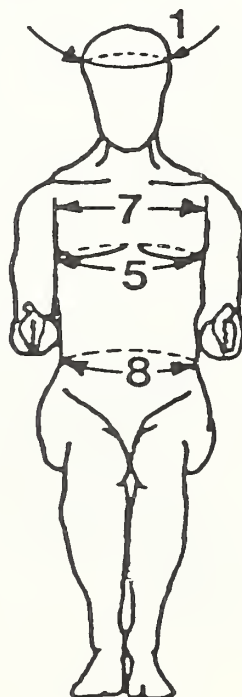
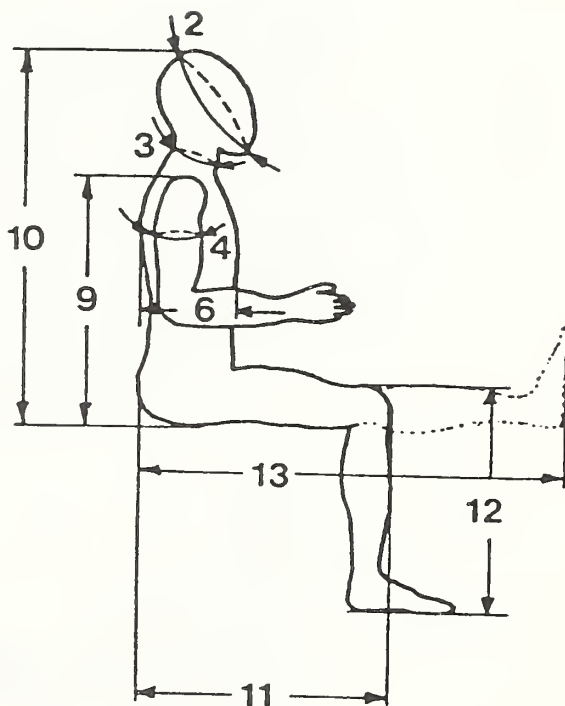
<u>Run No. H 81025</u>	max. Force (N)	max. Deflexion (mm)	Cross Section (mm ²)
6th rib	255	4,2	31
7th rib	266	3,8	39

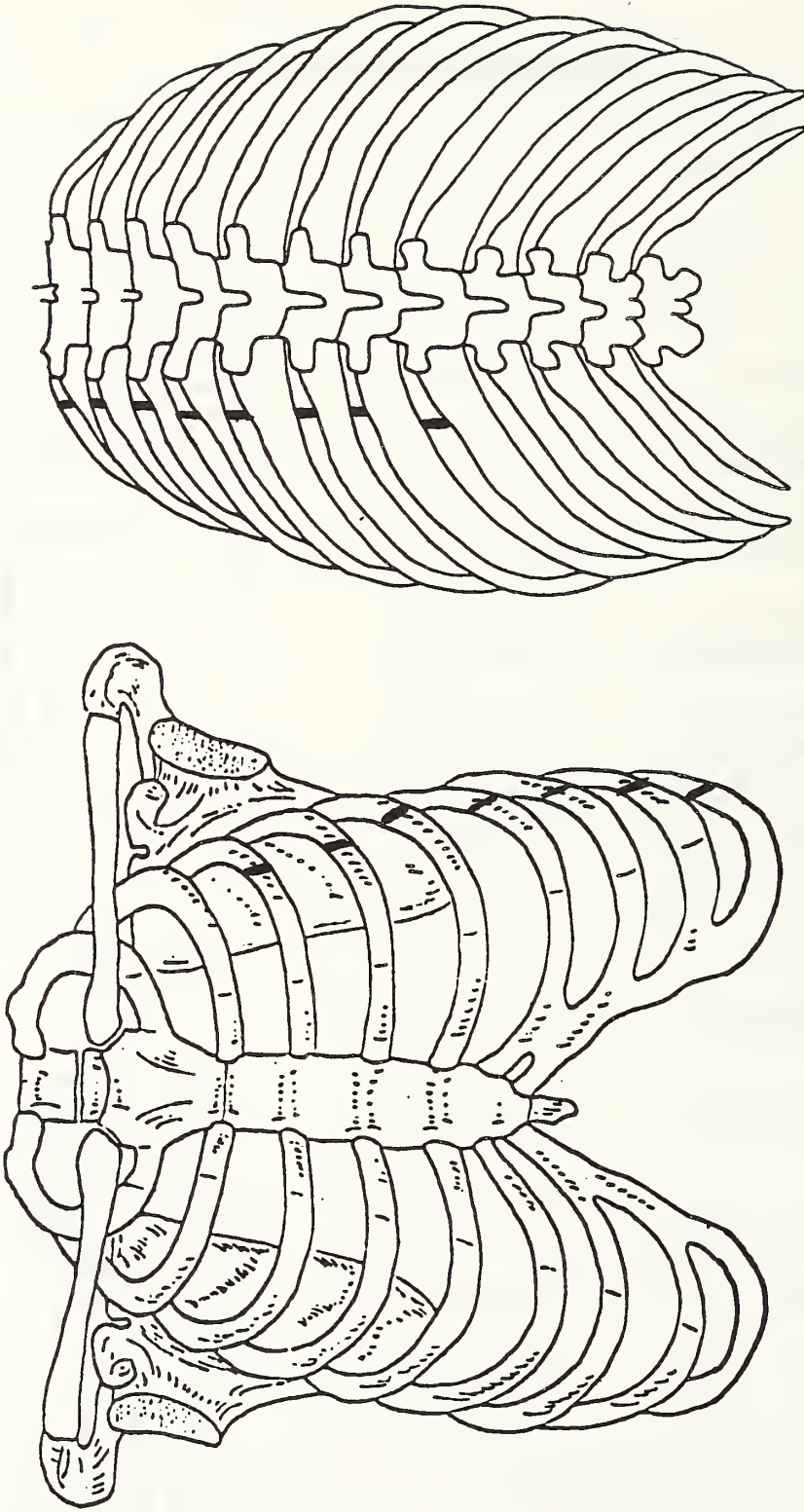
Anthropometrical Data

Body weight ...⁶⁵ kg

Body length ...¹⁷⁷ cm

- 1. Hat dimension⁵⁷ cm
- 2. Head circumference.....⁶⁷ cm
- 3. Neck circumfer.⁴² cm
- 4. Upper arm circumfer.²⁹ cm
- 5. Chest circumfer.⁸⁶ cm
- 6. Chest height²¹ cm
- 7. Chest width²⁸ cm
- 8. Abdomen circumfer.⁷⁶ cm
- 9. Buttocks - shoulder⁷⁰ cm
- 10. Seat height⁹⁶ cm
- 11. Pelvis - knee⁵² cm
- 12. Sole of foot - knee⁶² cm
- 13. Pelvis - heal¹⁰² cm





Number of rib fractures .15.....

Run No. H 82 002

a) Subject:

Male, 47 years, body weight 68 kg, body length 165 cm, (further anthropometric data s. incl.), cause of death: heart failure.

b) Test conditions:

Lateral collision, rigid wall, impact velocity 32 km/h.

c) Instrumentation:

Sled deceleration, 9-accelerometer head, 12-accelerometer thorax, 3-accelerometer pelvis, lung pressure.

d) Medical findings:

Body surface:	Contusion of the skin over the left elbow.
Head:	No injuries.
Thorax:	Fracture of the 2d to 4th rib left in the cartilage-bone transition. Fracture of the 1st to 8th rib left in the front axillar line, the ribs of the 3d to 7th with transfixing of the pleura. Fracture of the 1st to 9th rib left in the para-vertebral region, the ribs 6 and 7, with transfixing of the pleura; muscle bleeding under the left scapula.
Abdomen:	Rupture of the spleen, of the liver, and double rupture of the left kidney.
Vertebral Column:	Laceration and hemorrhage of the vertebral discs C2 and C4 dorsal; hemorrhage of the vertebral disc C7 central, hemorrhage of the vertebral discs C3 and C5. Laceration of the ligamentum flavum C7 and Th1. Hemorrhage of the joint C4 and C7. Hemorrhage of the foramen intervertebrale C5, C6 and C7. Hemorrhage of the joint Th1. Hemorrhage of the foramen intervertebrale C7.

Hemorrhage of the ligamentum longi-
tudinale posterius and the ligamentum
apicis dentis.

Extremities:

No injuries.

e) AIS-Severity:

Body surface 1, head 0, thorax 4,
abdomen 5, vertebral column 2, ex-
tremities 0, MAIS 5.

BENDING TESTS

Run No. H 82 002

	max. Force (N)	max. Deflexion (mm)	Cross Section (mm ²)
6th rib	380	4,6	53
7th rib	188	4,5	38

University of Heidelberg
Institute for Forensic Medicine

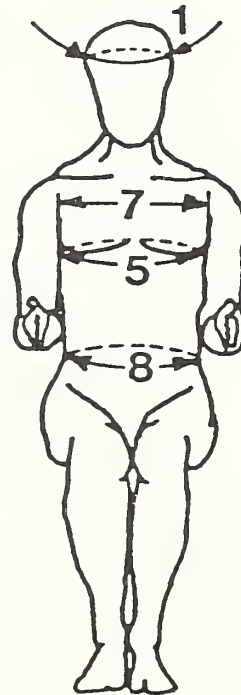
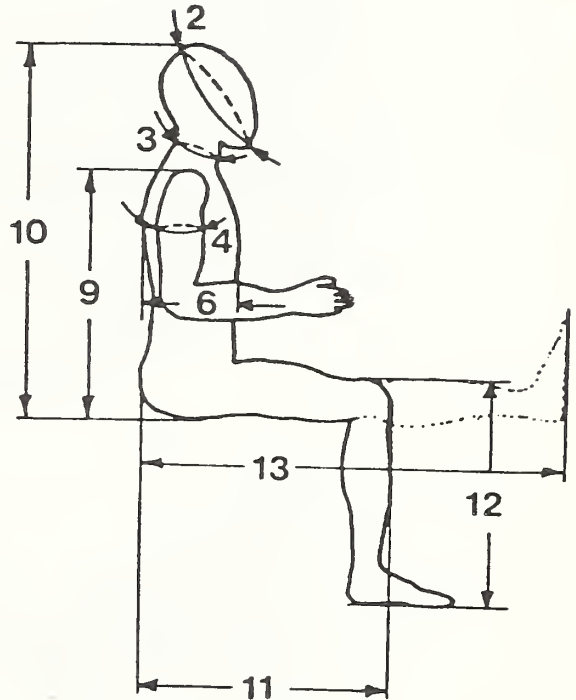
Run No. H 82 002

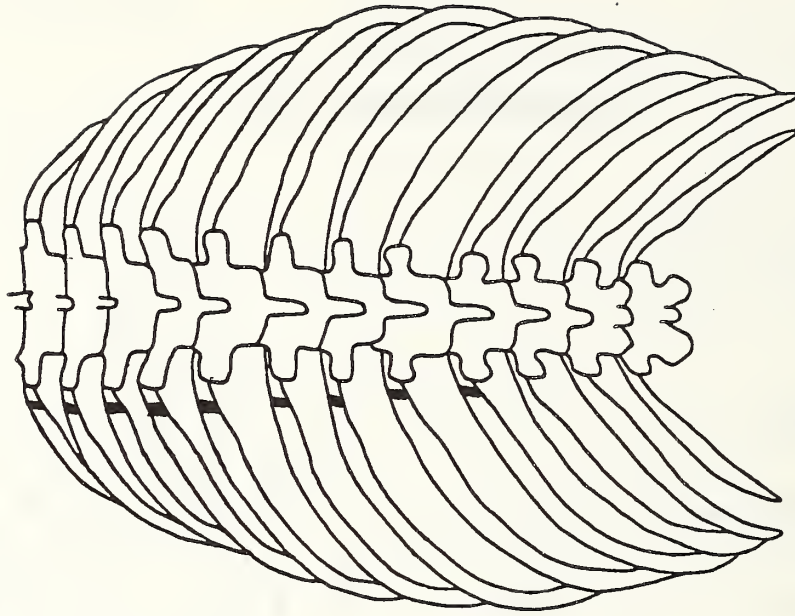
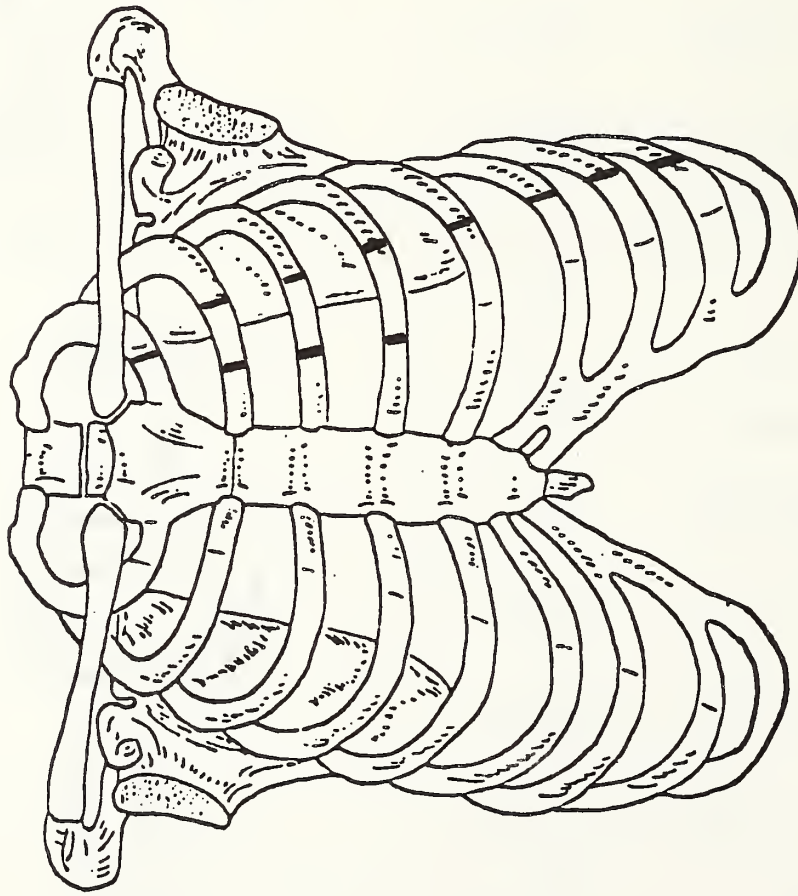
Anthropometrical Data

Body weight⁶⁸ kg

Body length¹⁶⁵ cm

- 1. Hat dimension⁵³ cm
- 2. Head circumference.....⁶³ cm
- 3. Neck circumfer.³⁹ cm
- 4. Upper arm circumfer.³⁰ cm
- 5. Chest circumfer.⁹⁸ cm
- 6. Chest height²³ cm
- 7. Chest width³² cm
- 8. Abdomen circumfer.⁸⁵ cm
- 9. Buttocks - shoulder⁶⁸ cm
- 10. Seat height⁹⁰ cm
- 11. Pelvis - knee⁵⁶ cm
- 12. Sole of foot - knee⁴⁸ cm
- 13. Pelvis - heal⁹⁴ cm





Number of rib fractures .20...

Run No. H 8214

a) Subject:

Female, 22 years, body weight 61 kg, body length 178 cm, (further anthropometric data s. incl.), cause of death: acute poisoning.

b) Test conditions:

Lateral collision, rigid wall, impact velocity 32 km/h.

c) Instrumentation:

Sled deceleration, 9-accelerometer head, 12-accelerometer thorax, 3-accelerometer pelvis, lung pressure, shoulder force, pelvis force.

d) Medical findings:

Body surface: No injuries.

Head: No injuries.

Thorax: Fracture of the 1st to 12th rib left in the paravertebral region; fracture of the 2nd to the 5th, 8th and 11th rib left in the front axillary line with transfixing of the 6th to 8th rib in the pleura.

Abdomen: Laceration of the lower kidney pole; laceration of the kidney hilus at the backside, hemorrhage of the capsule in the kidney backside, in the kidney hilus and in the renal pelvis. Laceration between curvatura ventriculi minor of the stomach and the porta hepatis in the omentum minus.

Pelvis: Fracture of the os pubis and the os ischii left. Fracture of the sacroiliac joint.

Vertebral column: Hemorrhages in the superficial muscle layer between occiput and C3 left and right. Small hemorrhages in the deep muscle layer between C1 and C3 right.

Extremities: Muscle hemorrhage in the left elbow.
e) AIS-Severity: Body surface 0, head 0, thorax 4,
abdomen 5, pelvis 3, vertebral column 1,
extremities 1, MAIS 5.

BENDING TESTS

Run No.	Rib	max. Force (N)	max. Deflexion (mm)	Cross Section (mm ²)
H 8214	6th	354	7,5	34,1
	7th	361	5,5	35,4

University of Heidelberg
Institute for Forensic Medicine

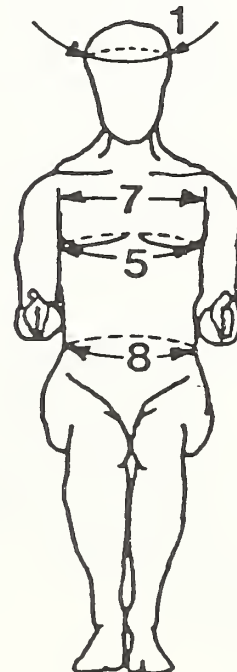
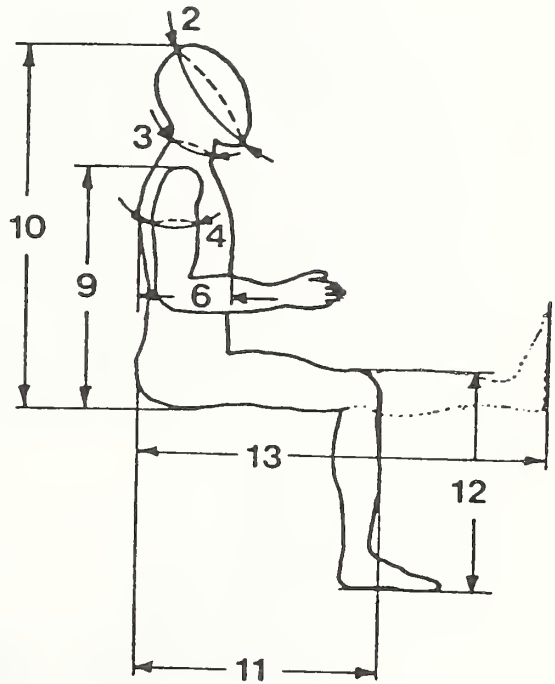
Run No. H 82 14 DOT

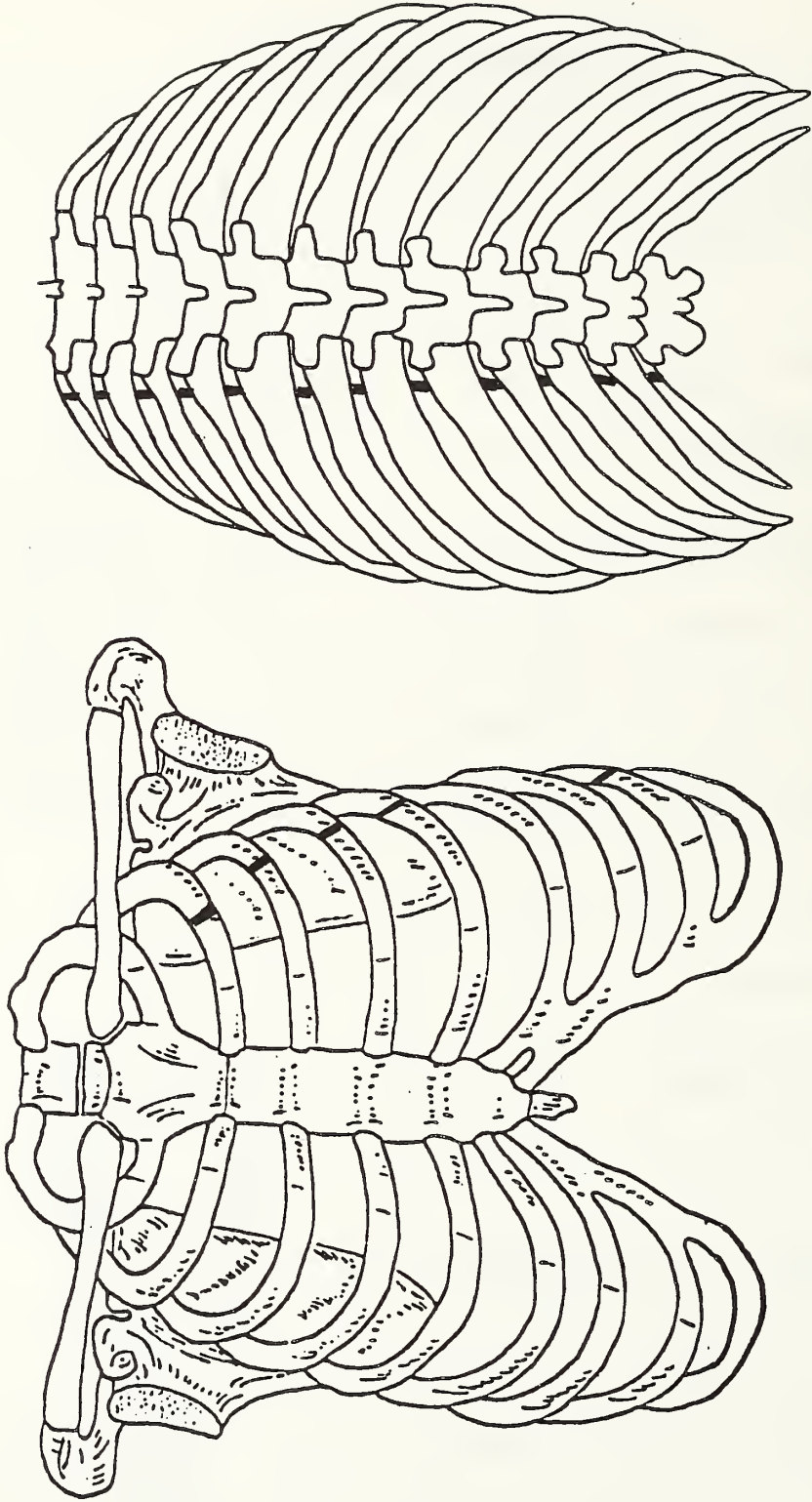
Anthropometrical Data

Body weight⁶¹ kg

Body length ..¹⁷⁸. cm

- 1. Hat dimension⁵⁵.....cm
- 2. Head circumference.....⁶³.....cm
- 3. Neck circumfer.³⁴.....cm
- 4. Upper arm circumfer. ...²².....cm
- 5. Chest circumfer.⁸³.....cm
- 6. Chest height²⁰.....cm
- 7. Chest width²⁹.....cm
- 8. Abdomen circumfer.⁷⁸.....cm
- 9. Buttocks - shoulder⁶⁸.....cm
- 10. Seat height⁹⁴.....cm
- 11. Pelvis - knee⁶².....cm
- 12. Sole of foot - knee⁵⁴.....cm
- 13. Pelvis - heal¹⁰².....cm





Number of rib fractures .18...

Run No. H 8216

a) Subject:

Male, 21 years, body weight 50 kg, body length 187 cm, (further anthropometric data s. incl.), cause of death: pneumonia.

b) Test conditions:

Lateral collision, rigid wall, impact velocity 31 km/h.

c) Instrumentation:

Sled deceleration,

9-accelerometer head, 12-accelerometer thorax, 3-accelerometer pelvis, lung pressure, shoulder force, pelvis force.

d) Medical findings:

Body surface: No injuries.

Head: No injuries.

Thorax: Fracture of the 3rd to 10th rib left in the paravertebral region; fracture of the 4th to 6th rib left in the front axiallar line.

Abdomen: No injuries.

Pelvis: No injuries.

Vertebral column: Hemorrhages in the spinal canal between Th2 and Th4 dorsal.

Extre-mities: Fracture of the humerus left in the upper third of the shaft.

e) AIS-Severity:

Body surface 0, head 0, thorax 3, abdomen 0, pelvis 0, vertebral column 1 extremities 2, MAIS 3.

BENDING TESTS

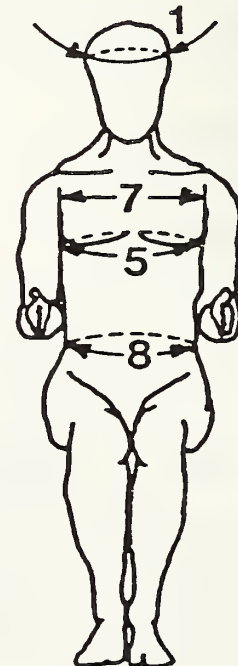
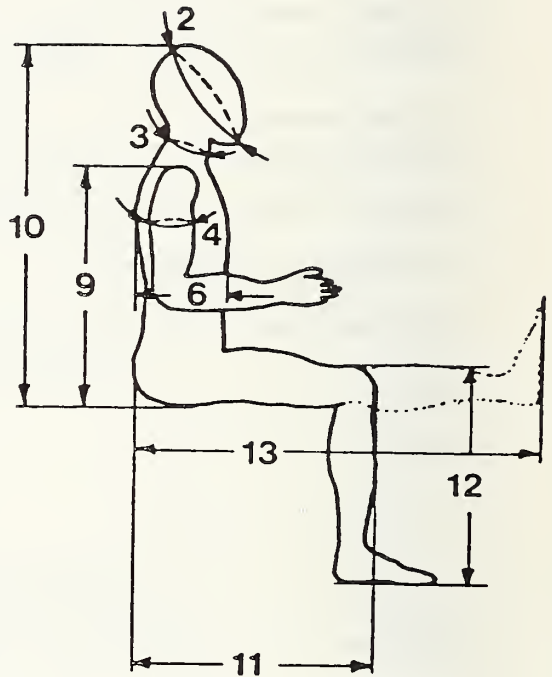
Run No.	Rib	max. Force (N)	max. Deflexion (mm)	Cross Section (mm ²)
H 8216	6th	280	5,0	28,0
	7th	318	7,9	29,9

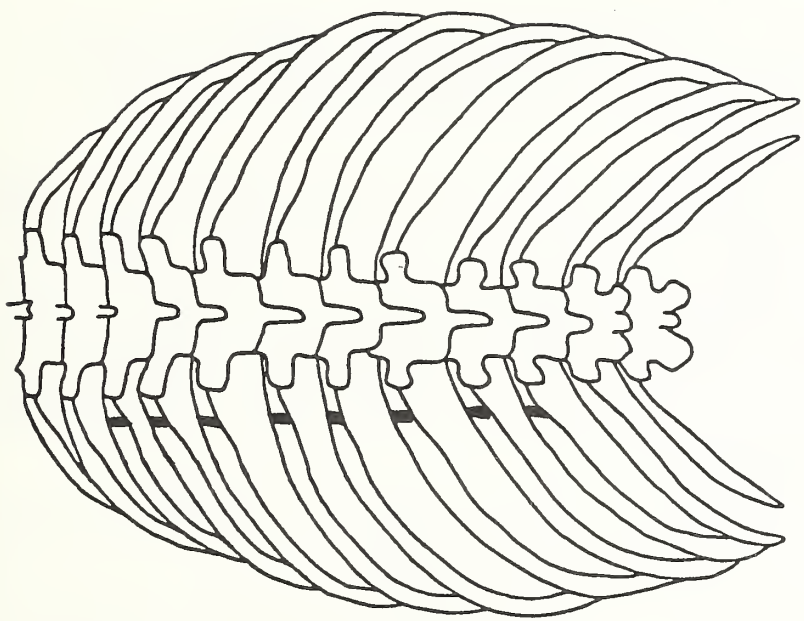
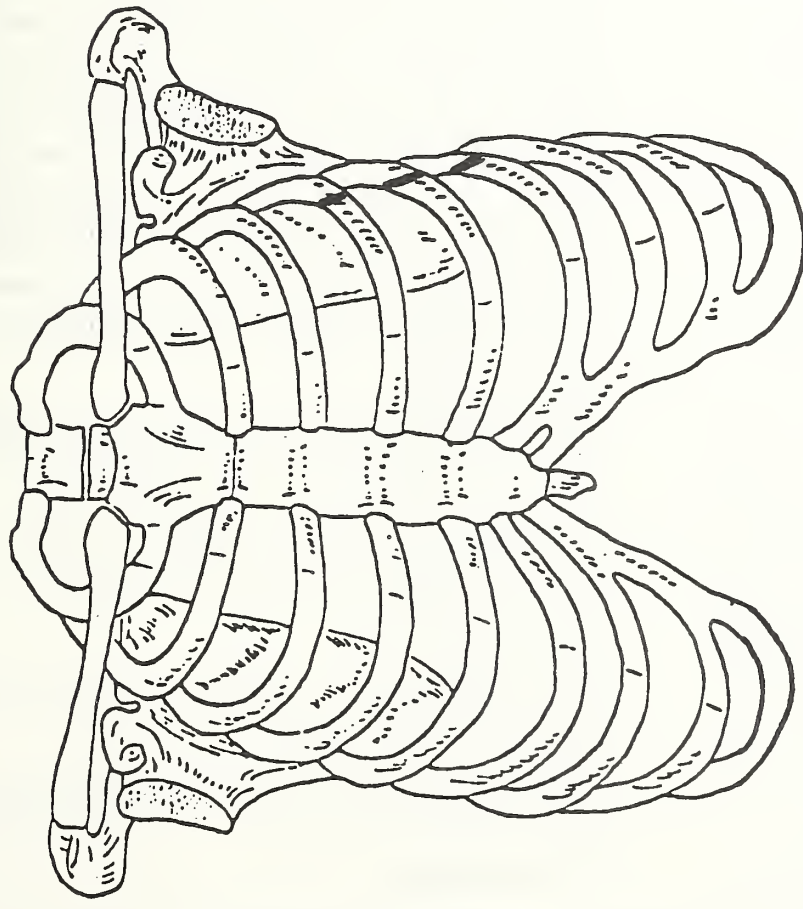
Anthropometrical Data

Body weight ...50. kg

Body length ...187. cm

- 1. Hat dimension58.....cm
- 2. Head circumference.....66.....cm
- 3. Neck circumfer.37.....cm
- 4. Upper arm circumfer.25.....cm
- 5. Chest circumfer.84.....cm
- 6. Chest height20.....cm
- 7. Chest width27.....cm
- 8. Abdomen circumfer.71.....cm
- 9. Buttocks - shoulder73.....cm
- 10. Seat height100.....cm
- 11. Pelvis - knee60.....cm
- 12. Sole of foot - knee56.....cm
- 13. Pelvis - heal102.....cm





Number of rib fractures 11

Run No. 8220

a) Subject:

Male, 41 years, body weight 73 kg, body length 180 cm, (further anthropometric data s. incl.), cause of death: heart failure.

b) Test conditions:

Lateral collision, rigid wall, impact velocity 31 km/h.

c) Instrumentation:

Sled deceleration, 9-accelerometer head, 12-accelerometer thorax, 3-accelerometer pelvis, lung pressure, shoulder force, pelvis force.

d) Medical findings:

Body surface: No injuries.

Head: No injuries.

Thorax: Fracture of the clavicle left.
Fracture of the 1st to 8th rib left paravertebral. Fracture of the 1st and 2nd rib right in the medium scapula line. Fracture of the 2nd to 8th rib left in the front axillar line; fracture of the 6th and 7th rib left in the medium axillar line. Fracture of the 7th rib right in the front axillar line.

Abdomen: Rupture of the liver at the left convexity, multiple spleen ruptures.

Pelvis: Fracture of the ala ossis ilii left (length of the fracture 10 cm).

Vertebral column: No injuries.

Extremities: Skin abrasion over the left elbow.

e) AIS-Severity: Body surface 0, head 0, thorax 4, abdomen 5, pelvis 2, vertebral column 0, extremities 1, MAIS 5.

BENDING TESTS

Run No.	Rib	max. Force (N)	max. Deflexion (mm)	Cross Section (mm ²)
H 8220	6th	216	3,8	25,9
	7th	152	3,2	22,1

University of Heidelberg
Institute for Forensic Medicine

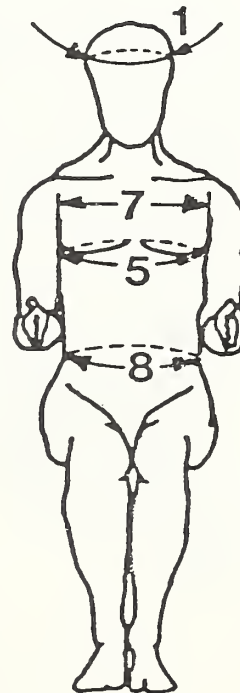
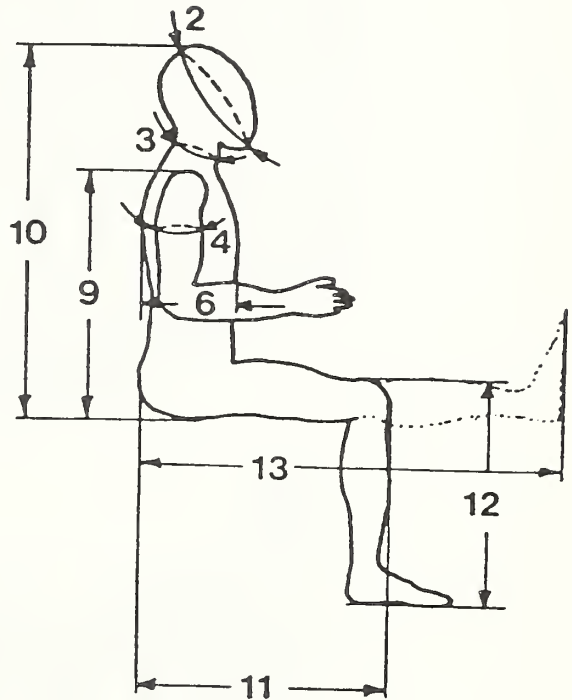
Run No. H.82.20.DOT

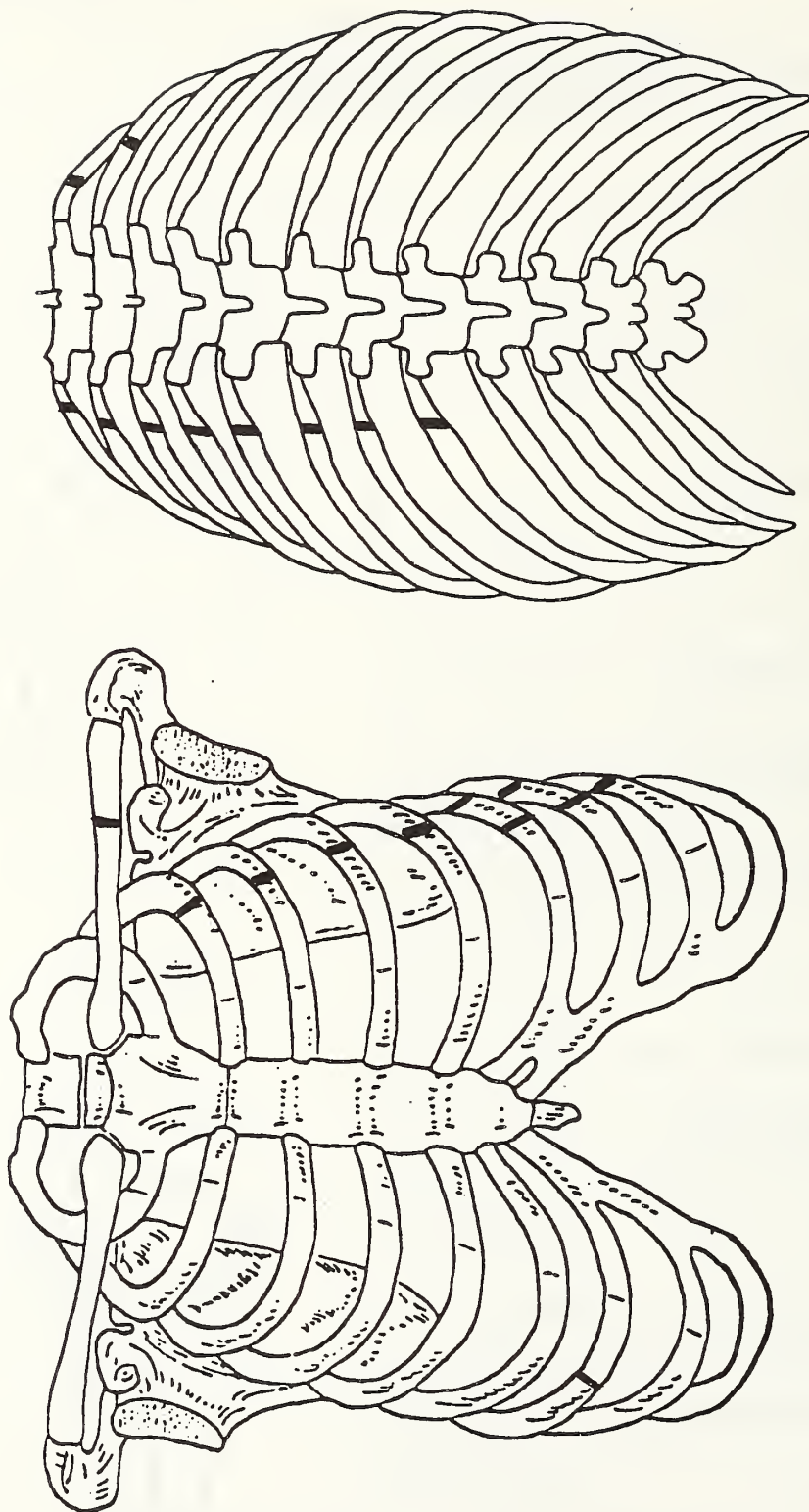
Anthropometrical Data

Body weight⁷³ kg

Body length¹⁸⁰ cm

- 1. Hat dimension⁵⁵..cm
- 2. Head circumference.....⁶⁶..cm
- 3. Neck circumfer.³⁹..cm
- 4. Upper arm circumfer.²⁷..cm
- 5. Chest circumfer.⁸⁹..cm
- 6. Chest height²²..cm
- 7. Chest width³²..cm
- 8. Abdomen circumfer.⁷⁶..cm
- 9. Buttocks - shoulder⁷⁰..cm
- 10. Seat height⁹⁴..cm
- 11. Pelvis - knee⁶⁰..cm
- 12. Sole of foot - knee⁵⁴..cm
- 13. Pelvis - heal¹⁰⁴..cm





Number of rib fractures 20

APPENDIX

III

LATERAL IMPACT
CADAVER TESTS
INTO A RIGID WALL
IMPACT VELOCITY :
40 KM/H

ANTHROPOMETRICAL DATA

Run No	Sex	AGE	Body Weight	Body Length	Hat size	Occip.-to Neck	Upper arm	Chest
		Years	kg	cm	cm	cm	cm	cm
H 8116	male	22	77	174	56	64	42	93
H 8122	male	23	76	178	57	66	41	90
H 8127	male	30	77	180	55	67	36	89
H 8209	female	27	51	166	53	62	31	76
H 8212	male	17	75	172	54	66	44	96
5	M 4 F 1	23.8	71.2	174	55	65	38.8	88.8

CONTINUE ANTHROPOMETRICAL DATA

Run No	Chest height	Chest width	Abdom. circumf.	Buttocks shoulder	Seat height	Pelvis knee	Sole of foot knee	Pelvis heel
	cm	cm	cm	cm	cm	cm	cm	cm
H 8116	22	32	85	67	97	58	52	99
H 8122	23	30	80	73	100	56	51	97
H 8127	22	31	76	69	91	60	54	100
H 8209	18	28	67	64	90	55	48	93
H 8212	33	34	88	65	85	50	50	80
5	23.6	31	79.2	67.6	92.8	55.8	51	93.8

RIB. FRACT.

Run No	Impact Area	Collis. Veloc.	Number Rib. Fract.	Number Rib. Fract. Left side	Number Rib. Fract. Right side
	Specific. [N]	km/h	Left side	Right side	Right side
H 8116	riq.wall	40	15	15	7 8 0 0
H 8122	riq.wall	40	22	21	9 12 1 0 1
H 8127	riq.wall	40	5	9	7 2 0 0 0
H 8209	riq.wall	40	21	20	1 19 1 0 1
H 8212	riq.wall	40	17	17	7 10 0 0 0
5	riq.wall	40	17	16	6.2 10 .4 0 .4

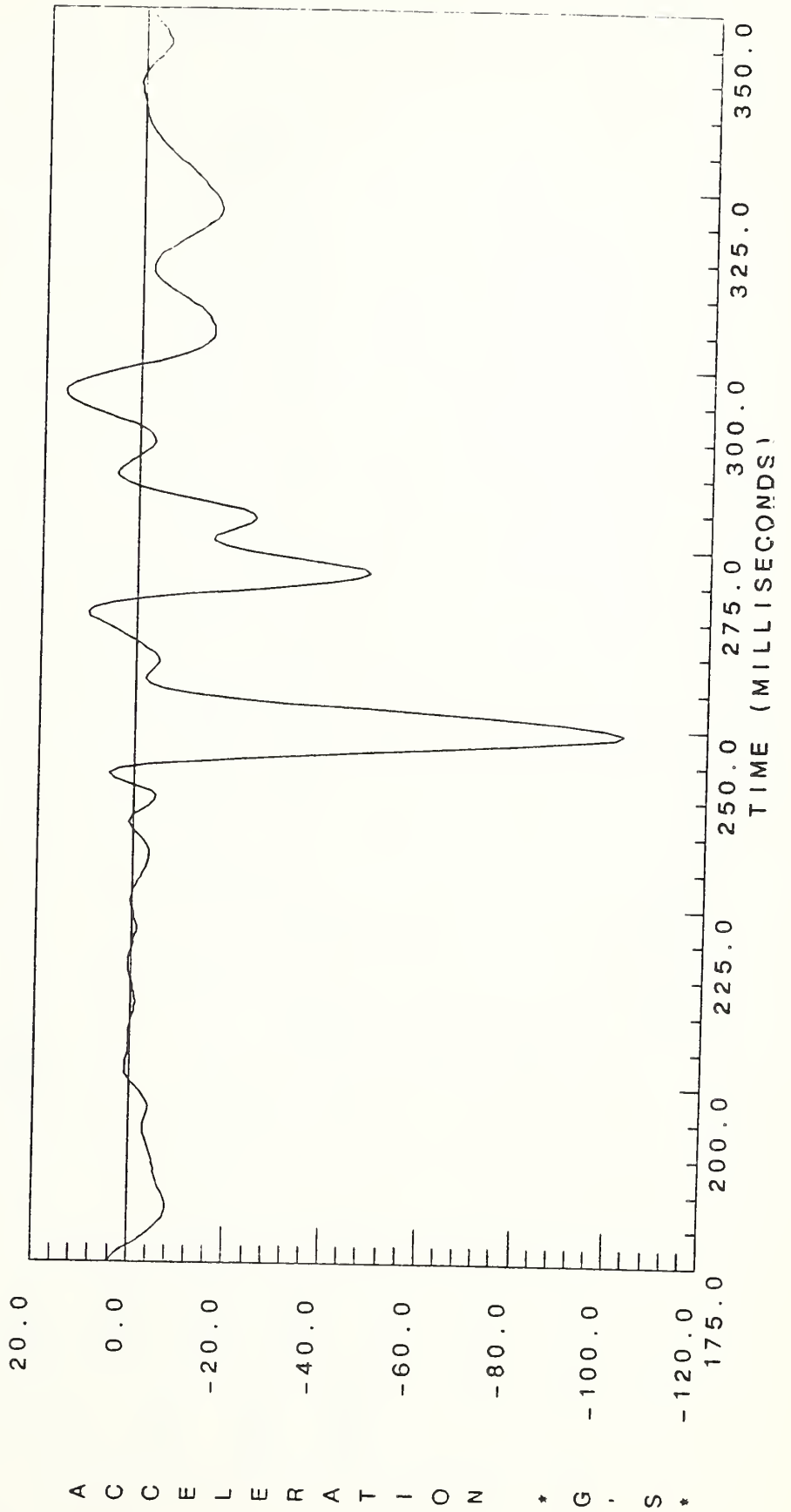
AIS - SEVERITY

Run No	Body Sur-face	Head	Thorax	Abdomen	Pelvis	Spine	Extrem.	MAIS
H 8116	0	0	4	5	0	1	0	5
H 8122	0	0	4	4	0	0	0	4
H 8127	0	0	3	5	0	2	0	5
H 8209	1	0	5	2	3	1	3	5
H 8212	1	0	5	5	0	0	2	5
5	.4	0	4	4	.5	.8	1	5


Run No	6th RIB			7th RIB		
	max. Force [N]	max. Defl. [mm]	Cross section [mm ²]	max. Force [N]	max. Defl. [mm]	Cross section [mm ²]
H 8116	448	3.7	42	352	3.8	42
H 8122	298	5.6	39	311	4.9	43
H 8127	291	4.5	34	386	5.5	50
H 8209	149	6.2	18.2	110	6.4	21.4
H 8212	254	7.0	31.2	315	6.8	44.9
5	268	5.4	32.68	294.8	5.48	40.26

Side Impact

25 MPH Rigid Wall, Upper Rib (Y)

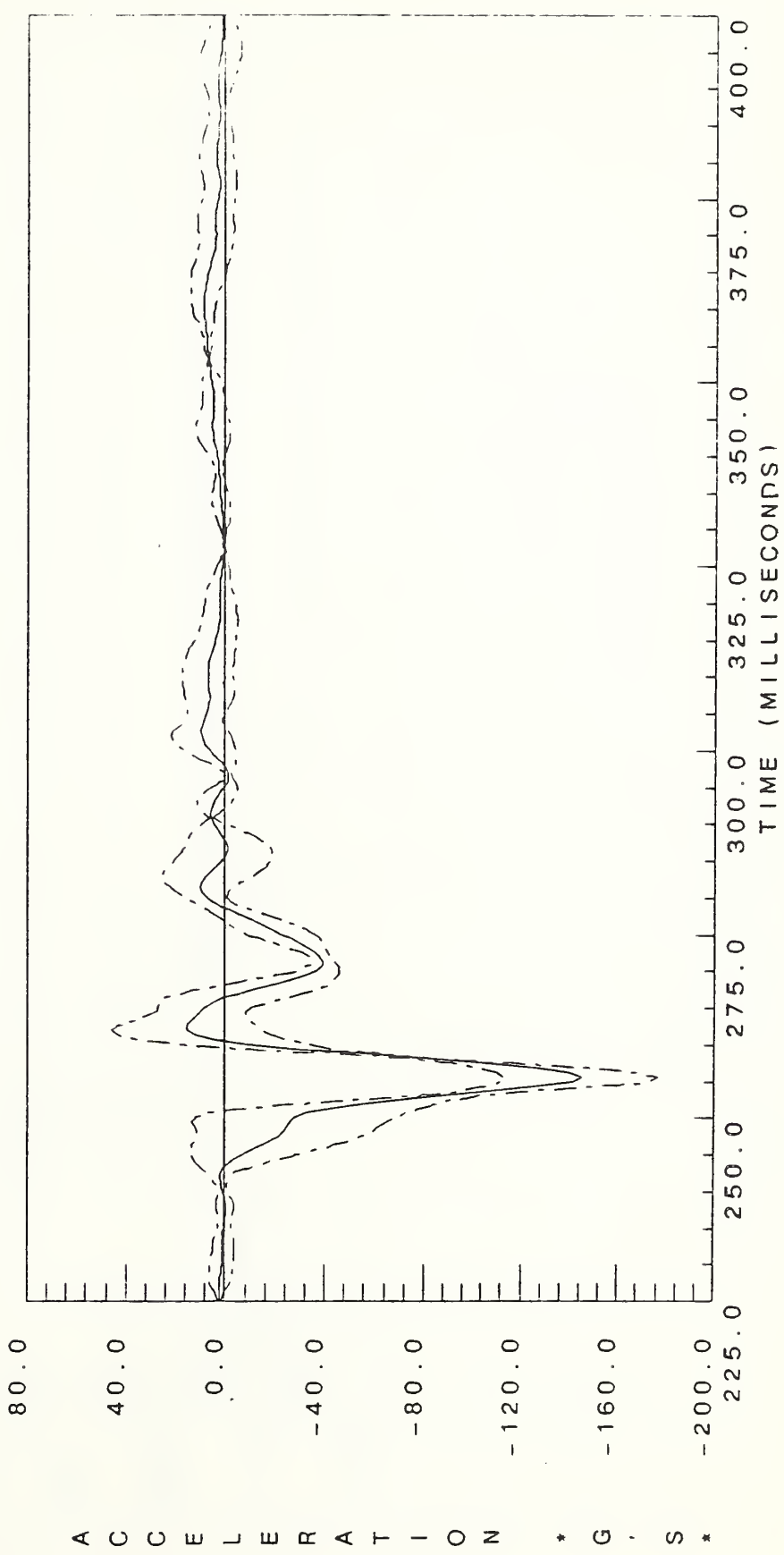


Side Impact
25 MPH Rigid Wall, Lower Rib (Y)



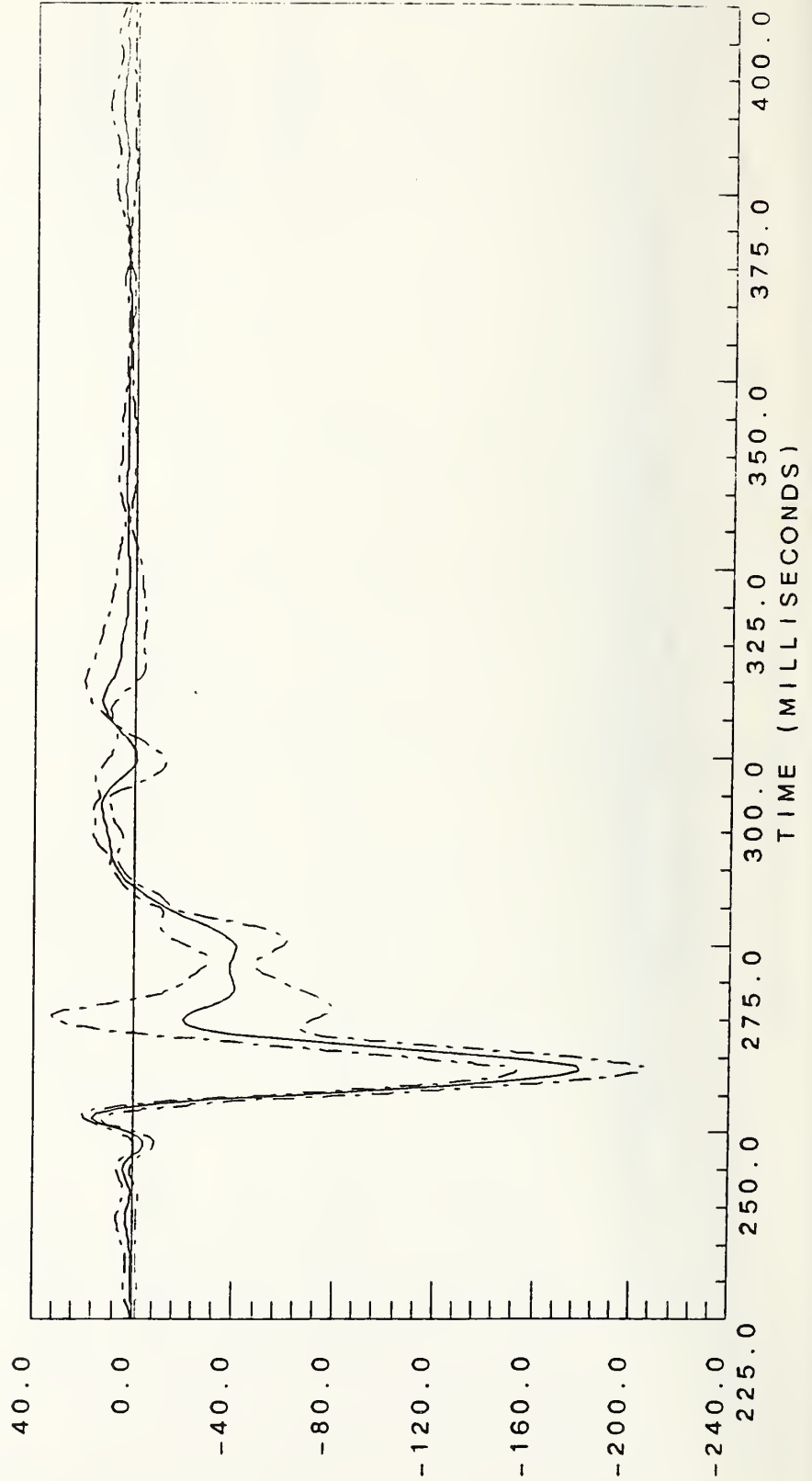
A C C E L E R A T I O N * G * S *

25 MPH Rigid Wall, Upper Spine (Y)



Mean Response with +/- 1 St. Dev. Corridor


25 MPH Rigid Wall, Lower Spine (Y)




ACCELERATION * G * S *

Side Impact

25 MPH Rigid Wall, Pelvis (Y)



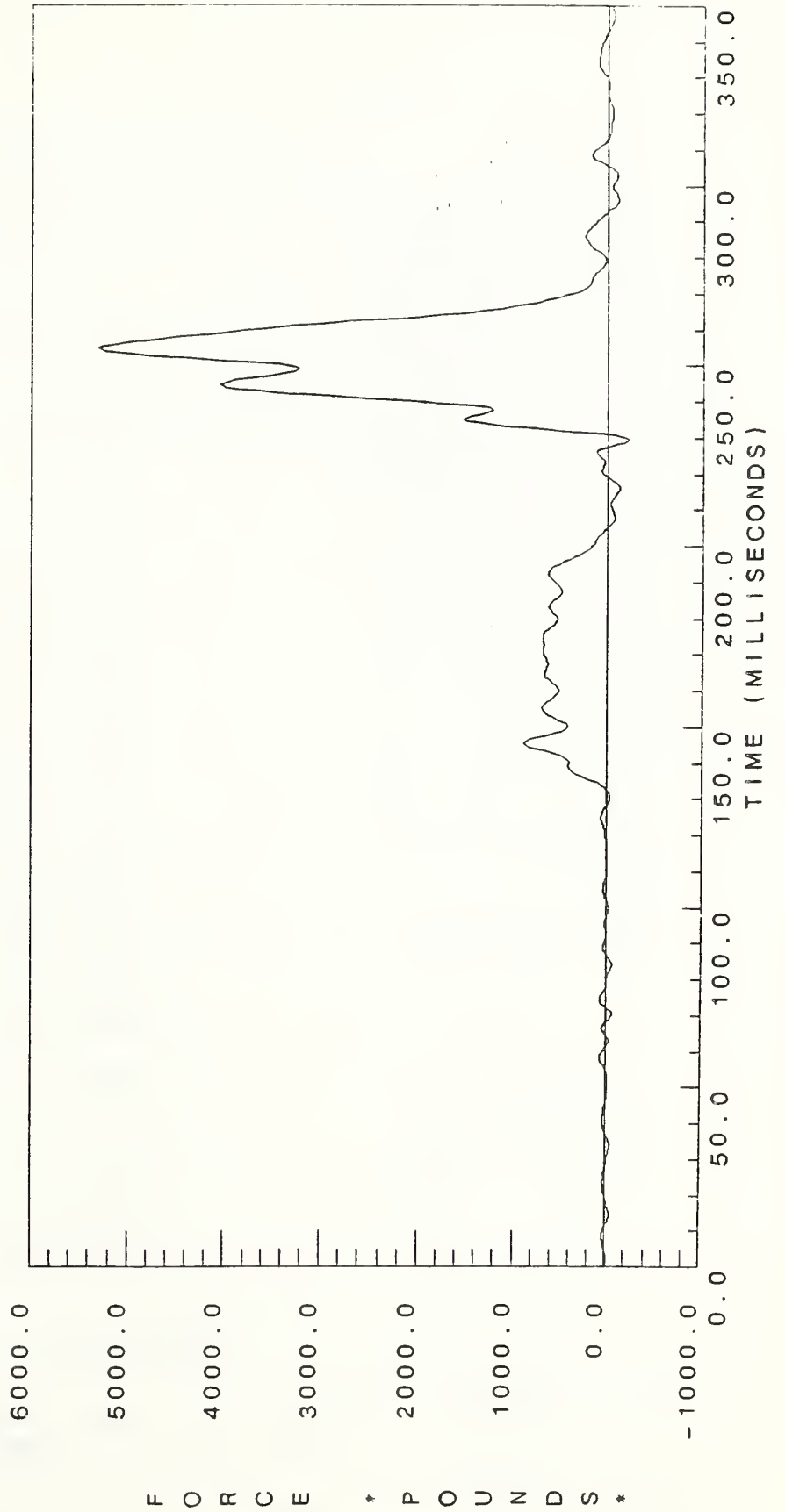
Side Impact Loads
25 MPH Rigid Wall, Pelvis (Y)



* P O U N D S *

Side Impact

25 MPH Rigid Wall, Shoulder (Y)



Run No. H81016

a) Subject:

Male, 22 years, body weight 77 kg, body length 174 cm, (further anthropometric data s. incl.) cause of death: hanging.

b) Test conditions:

Lateral collision, rigid wall, impact velocity 40 km/h.

c) Instrumentation:

Sled deceleration, 9-accelerometer head, 12-accelerometer thorax, 3-accelerometer pelvis, lung pressure.

d) Medical findings:

Body surface:	No injuries.
Head:	No injuries.
Thorax:	Fractures of 1st to 8th rib left in the paravertebral region. Fractures of 2nd to 8th rib left in the medium axillar line (incl.).
Abdomen:	Multiple spleen and liver ruptures.
Vertebral column:	Hemorrhage in the joint distance between C1 and C2. Hemorrhage in the ventral epidural distances of C1 to C5.
Extremities:	No injuries.
e) AIS Severity:	Body surface 0, Head 0, Thorax 4, Abdomen 5, Vertebral column 1, Extremities 0, MAIS 5.

BENDING TESTS

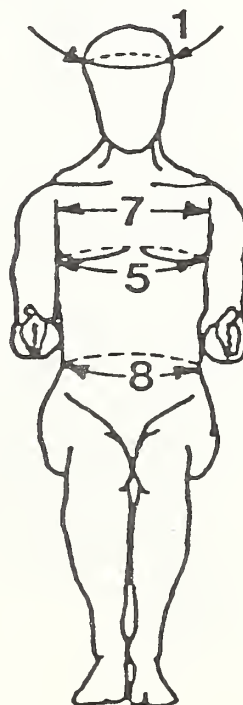
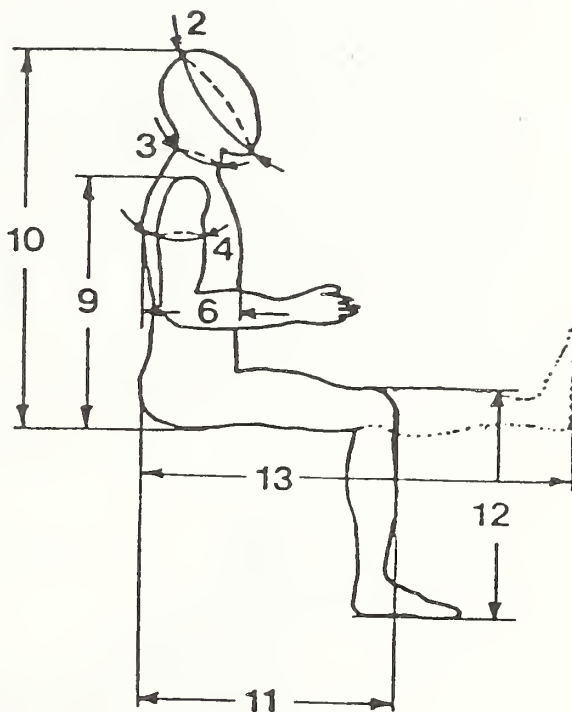
<u>Run No. H81016</u>	max. Force (N)	max. Deflexion (mm)	Cross Section (mm ²)
6th rib	448	3,7	42
7th rib	352	3,8	42

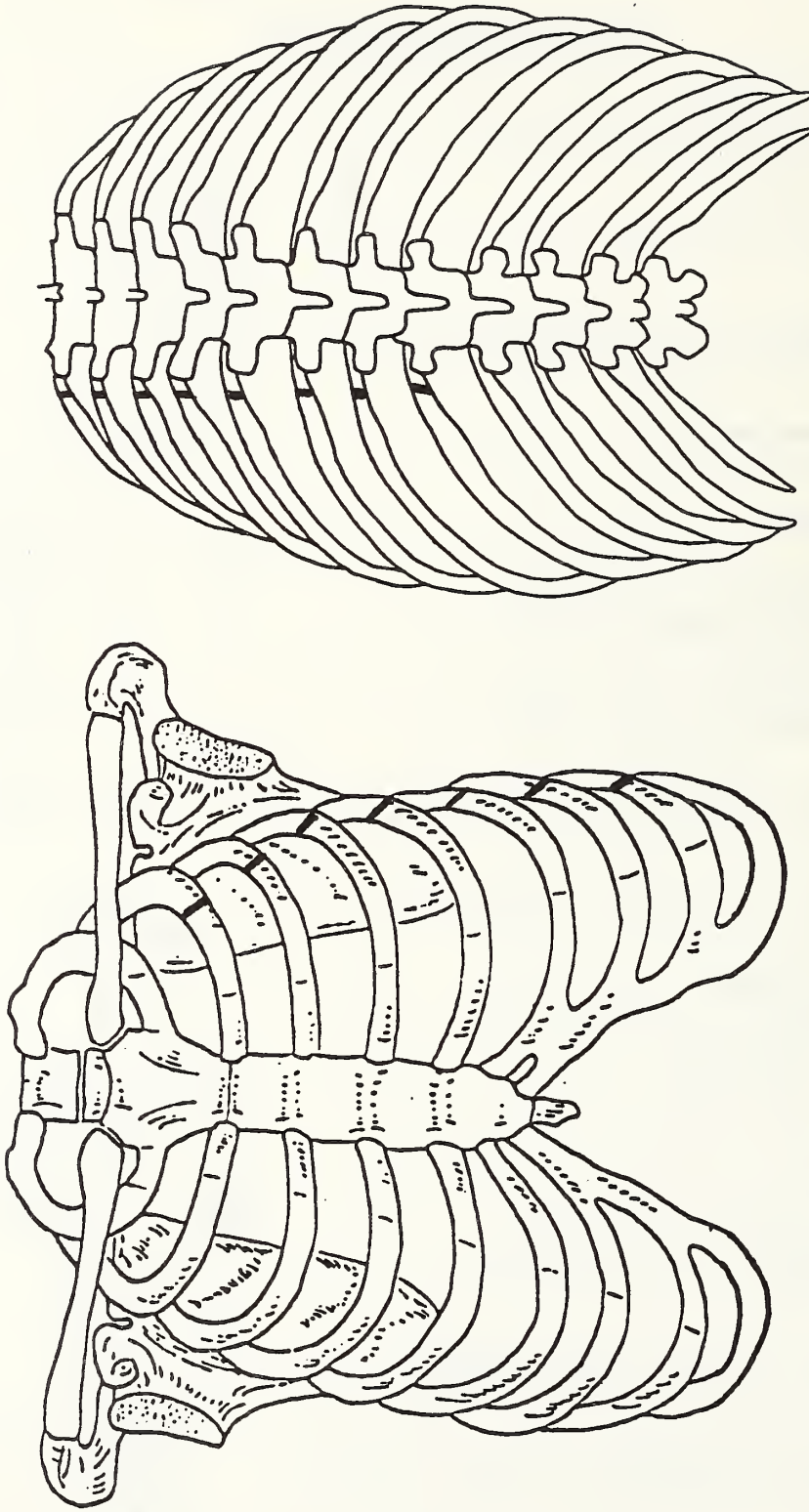
Anthropometrical Data

Body weight 77 kg

Body length 174 cm

- 1. Hat dimension 56 cm
- 2. Head circumference 64 cm
- 3. Neck circumfer. 42 cm
- 4. Upper arm circumfer. 29 cm
- 5. Chest circumfer. 93 cm
- 6. Chest height 22 cm
- 7. Chest width 32 cm
- 8. Abdomen circumfer. 85 cm
- 9. Buttocks - shoulder 67 cm
- 10. Seat height 97 cm
- 11. Pelvis - knee 58 cm
- 12. Sole of foot - knee 52 cm
- 13. Pelvis - heal 99 cm





Number of rib fractures 15

Run No. H 81022

a) Subject:

Male, 23 years, body weight 76 kg, body length 178 cm, (further anthropometric data s. incl.), cause of death: acute poisoning.

b) Test conditions:

Lateral collision, rigid wall, impact velocity 40 km/h.

c) Instrumentation:

Sled deceleration, 9-accelerometer head, 12-accelerometer thorax, 3-accelerometer pelvis, lung pressure.

d) Medical findings:

Body surface:	No injuries.
Head:	No injuries.
Thorax:	Fracture of the 1st to 12th rib left in the paravertebral region; fracture of the 1st to 9th rib left in the medium axillar line. Fracture of the 1st rib right in the medium scapula line (Incl.).
Abdomen:	Double rupture of the spleen.
Vertebral Column:	No injuries.
Extremities:	No injuries.
e) AIS-Severity:	Body surface 0, head 0, thorax 4, abdomen 4, vertebral column 0, extremities 0, MAIS 4.

BENDING TESTS

max. Force (N)	max. Deflexion (mm)	Cross Section (mm ²)
-------------------	------------------------	-------------------------------------

Run No. H 81022

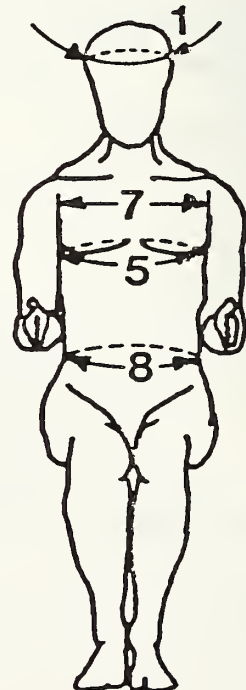
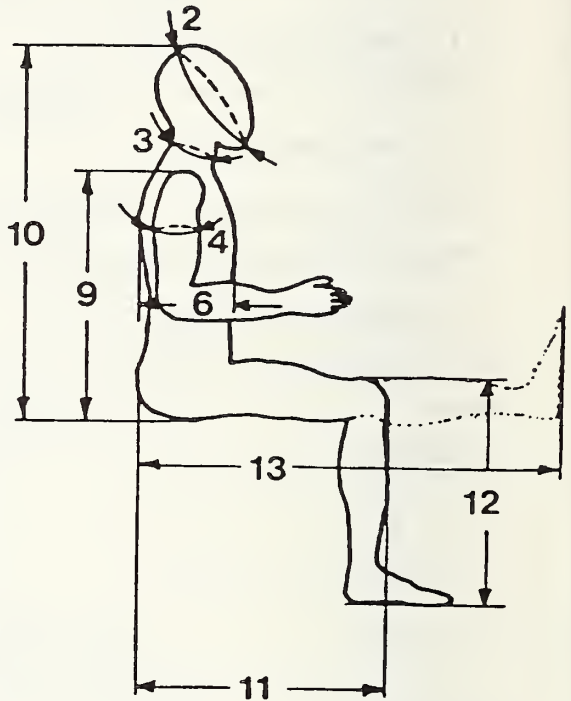
6th rib	298	5,6	38
7th rib	311	4,9	43

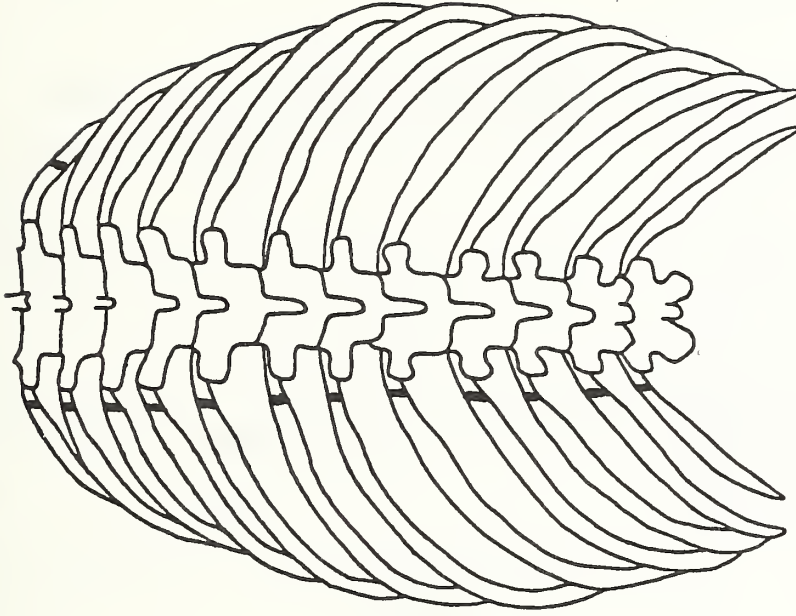
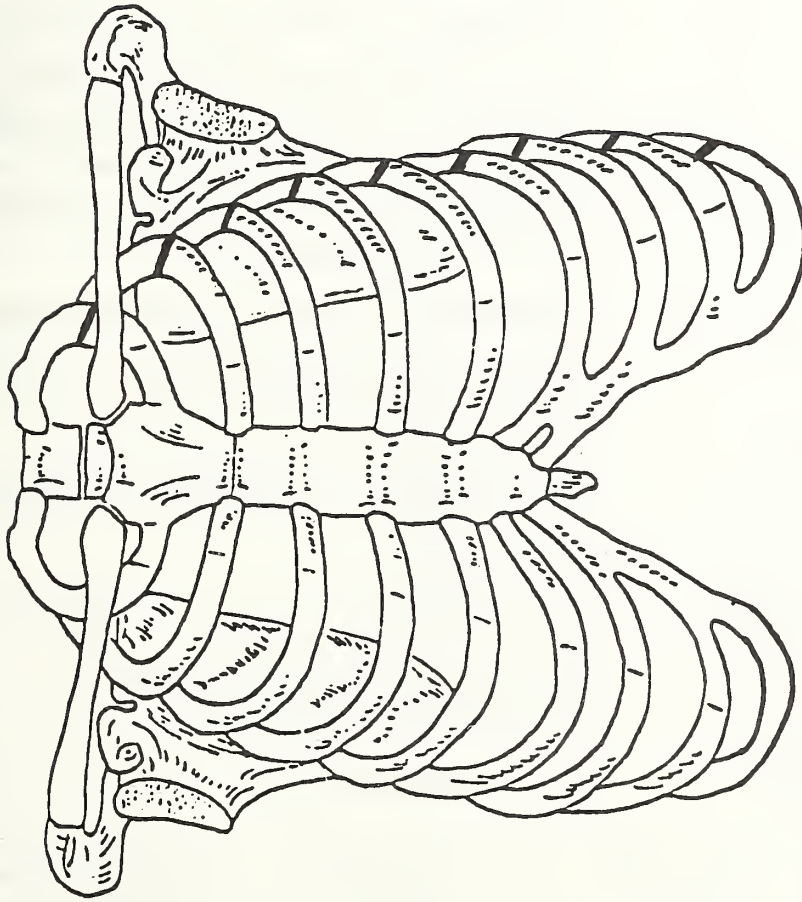
Anthropometrical Data

Body weight⁷⁶ kg

Body length¹⁷⁸ cm

- 1. Hat dimension⁵⁷...cm
- 2. Head circumference.....⁶⁶...cm
- 3. Neck circumfer.⁴¹...cm
- 4. Upper arm circumfer.³⁰...cm
- 5. Chest circumfer.⁹⁰...cm
- 6. Chest height²³...cm
- 7. Chest width³⁰...cm
- 8. Abdomen circumfer.⁸⁰...cm
- 9. Buttocks - shoulder⁷³...cm
- 10. Seat height¹⁰⁰...cm
- 11. Pelvis - knee⁵⁶...cm
- 12. Sole of foot - knee⁵¹...cm
- 13. Pelvis - heal⁹⁷...cm





Number of rib fractures 22

Run No. H 81 027

a) Subject:

Male, 30 years, body weight 77 kg, body length 180 cm, (further anthropometric data s. incl.), cause of death: suffocation.

b) Test conditions:

Lateral collision, rigid wall, impact velocity 40 km/h.

c) Instrumentation:

Sled deceleration, 9-accelerometer head, 12-accelerometer thorax, 3-accelerometer pelvis, lung pressure.

d) Medical findings:

Body surface:	No injuries.
Head:	No injuries.
Thorax:	Fracture of the 1st and 2nd rib left in the paravertebral region; fracture of the 3d to 9th rib left in the front axillar line with small laceration of the pleura at the 3th and 4th rib (incl.).
Abdomen:	Laceration of the messokolon sigmoideum, double rupture of the spleen, double rupture of the left kidney.
Vertebral Column:	Hemorrhages and lacerations dorsal of the vertebral discs C4, C5 and C6.
Extremities:	No injuries.
e) AIS-Severity:	Body surface 0, head 0, thorax 3, abdomen 5, vertebral column 2, extremities 0, MAIS 5.

Run No. H 81 027

BENDING TESTS

	max. Force (N)	max. Deflexion (mm)	Cross Section (mm ²)
6th rib	291	4,5	34
7th rib	386	5,5	50

University of Heidelberg
Institute for Forensic Medicine

Run No. H. 81. 027...

Anthropometrical Data

Body weight ...77 kg

Body length ...180 cm

1. Hat dimension55 cm

2. Head circumference.....67 cm

3. Neck circumfer.36 cm

4. Upper arm circumfer.26 cm

5. Chest circumfer.89 cm

6. Chest height22 cm

7. Chest width31 cm

8. Abdomen circumfer.76 cm

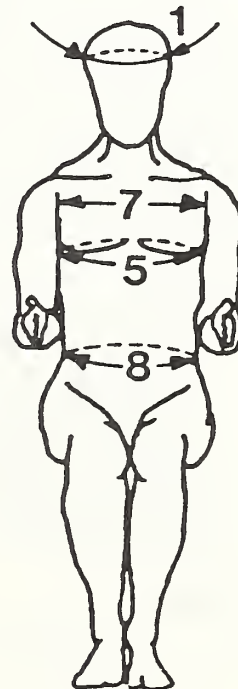
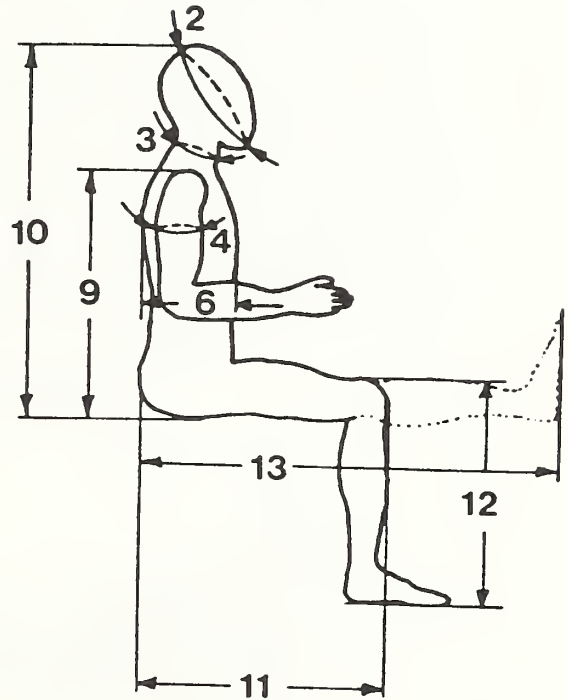
9. Buttocks - shoulder69 cm

10. Seat height91 cm

11. Pelvis - knee60 cm

12. Sole of foot - knee ...54 cm

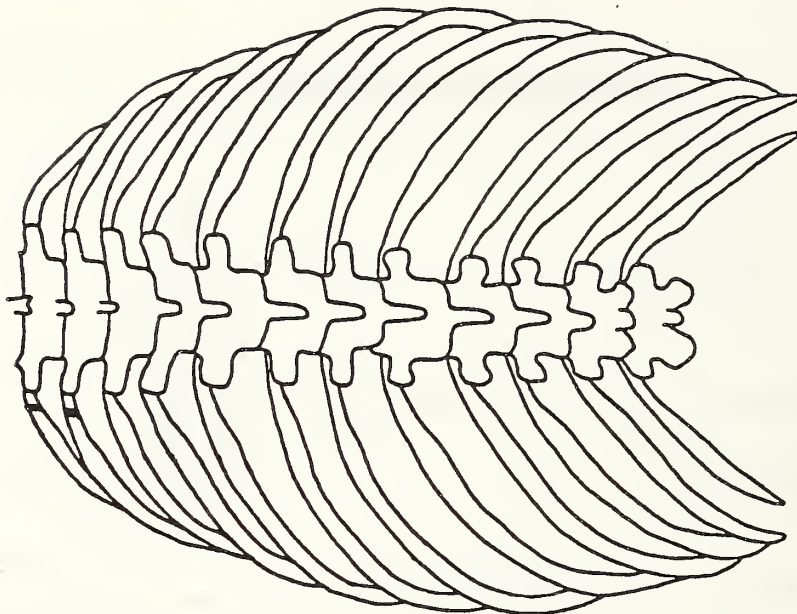
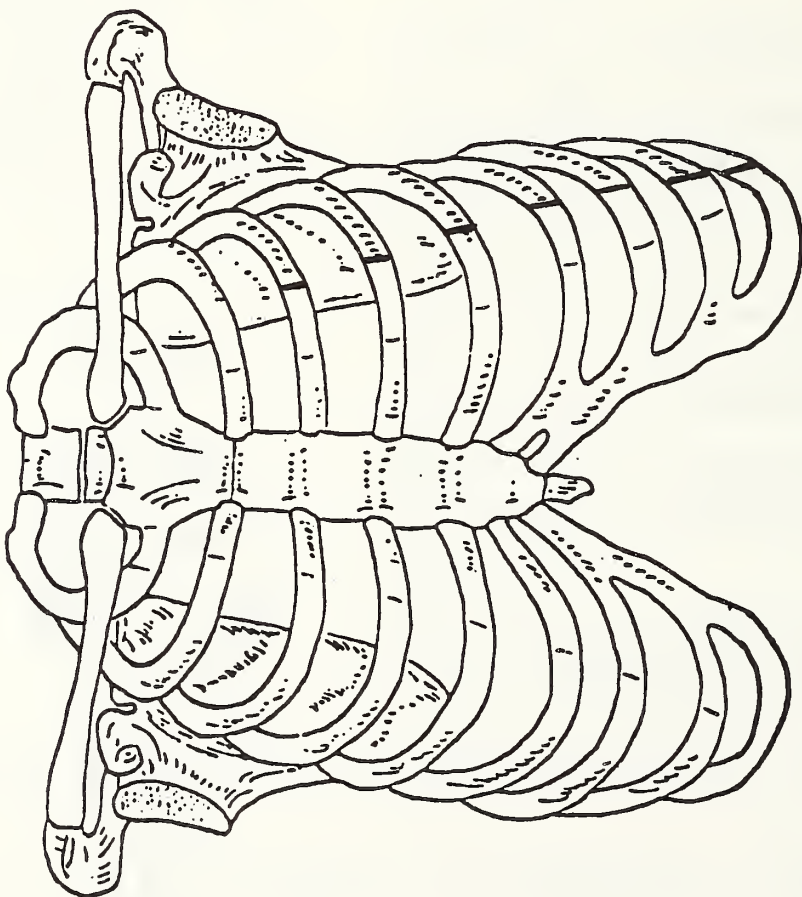
13. Pelvis - heal100 cm



University of Heidelberg
Institute for Forensic Medicine

H 81 27 DOT

Run No.



Number of rib fractures 9

Run No. H 8209

a) Subject:

Female, 27 years, body weight 51 kg, body length 166 cm, (further anthropometric data s. incl.), cause of death: suffocation.

b) Test conditions:

Lateral collision, rigid wall, impact velocity 40 km/h.

c) Instrumentation:

Sled deceleration, 9-accelerometer head, 12-accelerometer thorax, 3-accelerometer pelvis, lung pressure, shoulder force, pelvis force.

d) Medical findings:

Body surface: Skin abrasions over the left thigh.

Head: No injuries.

Thorax: Fracture of the left clavicle. Rib fractures left side: 1st rib paravertebral, 2d rib paravertebral, posterior and front axillar line, 3d to 7th rib paravertebral and in the posterior axillar line, 8th rib paravertebral and in the medium scapular line, 9th to 12th rib paravertebral. Transfixing of the pleura at the 2d, 4th, 5th and 7th rib paravertebral, further 4th, 5th and 7th rib in the posterior axillar line.
Rib fractures right side: 1st rib paravertebral. Multiple transfixings of the left lung.

Abdomen: Hemorrhage of the left kidney capsule.

Pelvis: Comminuted fracture of the left hip bone, fracture of the upper and lower pubis left.

Vertebral Column: Hemorrhages in the medium and deep muscle layers between C6 and Th2 left and right.

Extremities: Fracture of the left upper arm at the surgical neck. Fracture of the left femur in the middle of the shaft.

e) AIS-Severity: Body surface 1, head 0, thorax 5, abdomen 2, pelvis 3, vertebral column 1, extremities 3, MAIS 5.

BENDING TESTS

Run N° H 82 09

	max. Force (N)	max. Deflexion (mm)	Cross section (mm ²)
6th rib	149	6,2	18,2
7th rib	110	6,4	21,4

Anthropometrical Data

Body weight ...51 kg

Body length ...166 cm

1. Hat dimension53 cm

2. Head circumference.....62 cm

3. Neck circumfer.31 cm

4. Upper arm circumfer.23 cm

5. Chest circumfer.76 cm

6. Chest height18 cm

7. Chest width28 cm

8. Abdomen circumfer.67 cm

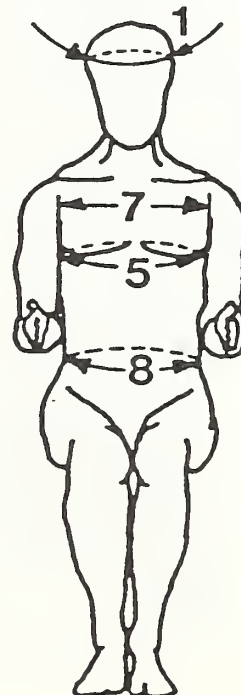
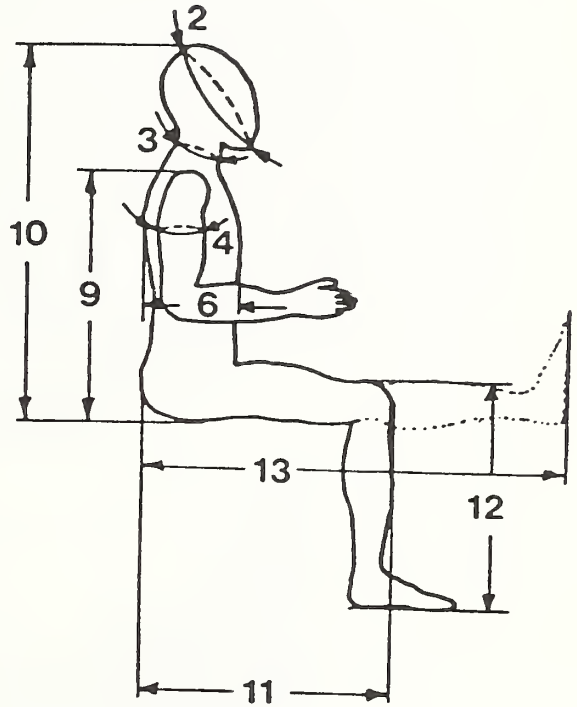
9. Buttocks - shoulder64 cm

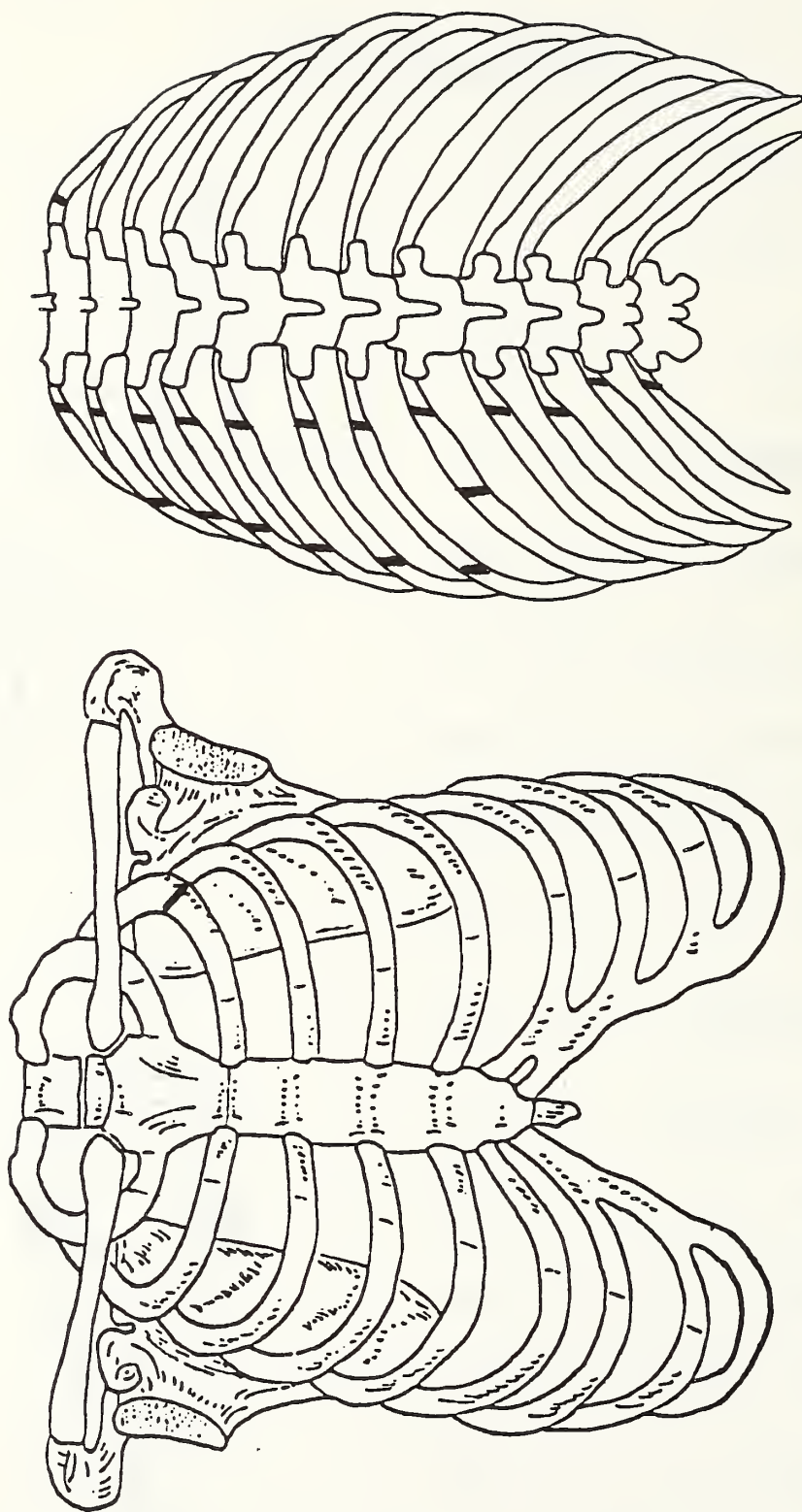
10. Seat height90 cm

11. Pelvis - knee55 cm

12. Sole of foot - knee48 cm

13. Pelvis - heel93 cm





Number of rib fractures 21

Run No. H82012

a) Subject:

Male, 17 years, body weight 75kg, body length 172cm, (further anthropometric data s. incl.), cause of death: suffocation.

b) Test conditions:

Lateral collision, rigid wall, impact velocity 40km/h.

c) Instrumentation:

Sled deceleration, 9 accelerometer head, 12 accelerometer thorax, 3 accelerometer pelvis, lung pressure, shoulder force, pelvis force.

d) Medical findings:

Body surface:

Skin abrasion over the upper arm, the hip and the left thigh.

Head:

No injuries.

Thorax:

Fracture of the 2d to the 10th rib left paravertebral. Fracture of the 2d to the 9th rib left from the front axillar line to the rear axillar line. Transfixing of the pleura at the 5th, 6th and 7th rib left (incl.). 5cm long laceration and 5cm deep condusion in the left lung.

Abdomen:

Multiple rupture of the spleen, laceration of the kidney hilus left.

Pelvis:

No injuries.

Vertebral Column:

No injuries.

Extremities:

Laceration of the fat tissue of the thigh left. Fracture of the humerus left in the middle of the shaft with muscle condusion in this area.

e) AIS-Severity: Body surface 1, head 0, thorax 5,
 abdomen 5, pelvis 0, vertebral
 column 0, extremities 2, MAIS 5.

BENDING TESTS

Run No. H 82 12

	max. Force (N)	max. Deflexion (mm)	Cross Section (mm ²)
6th rib	254	7	31,2
7th rib	315	6,8	44,9

Anthropometrical Data

Body weight⁷⁵ kg

Body length¹⁷² cm

1. Hat dimension⁵⁴...cm

2. Head circumference.....⁶⁶...cm

3. Neck circumfer.⁴⁴...cm

4. Upper arm circumfer.³²...cm

5. Chest circumfer.⁹⁶...cm

6. Chest height³³...cm

7. Chest width³⁴...cm

8. Abdomen circumfer.⁸⁸...cm

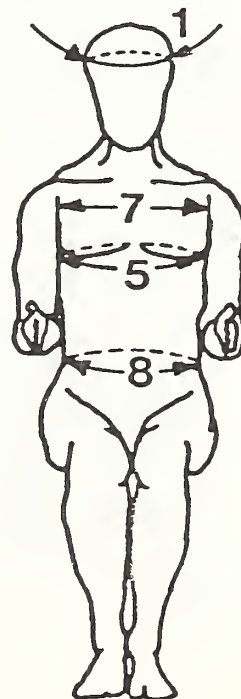
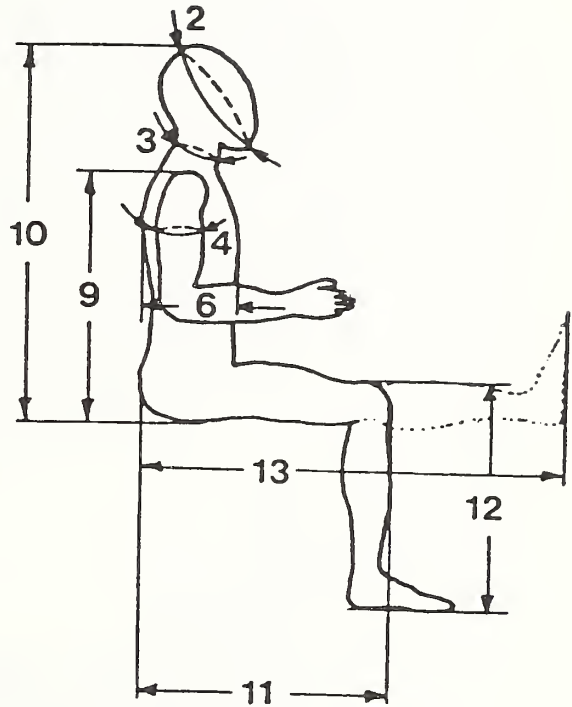
9. Buttocks - shoulder⁶⁵...cm

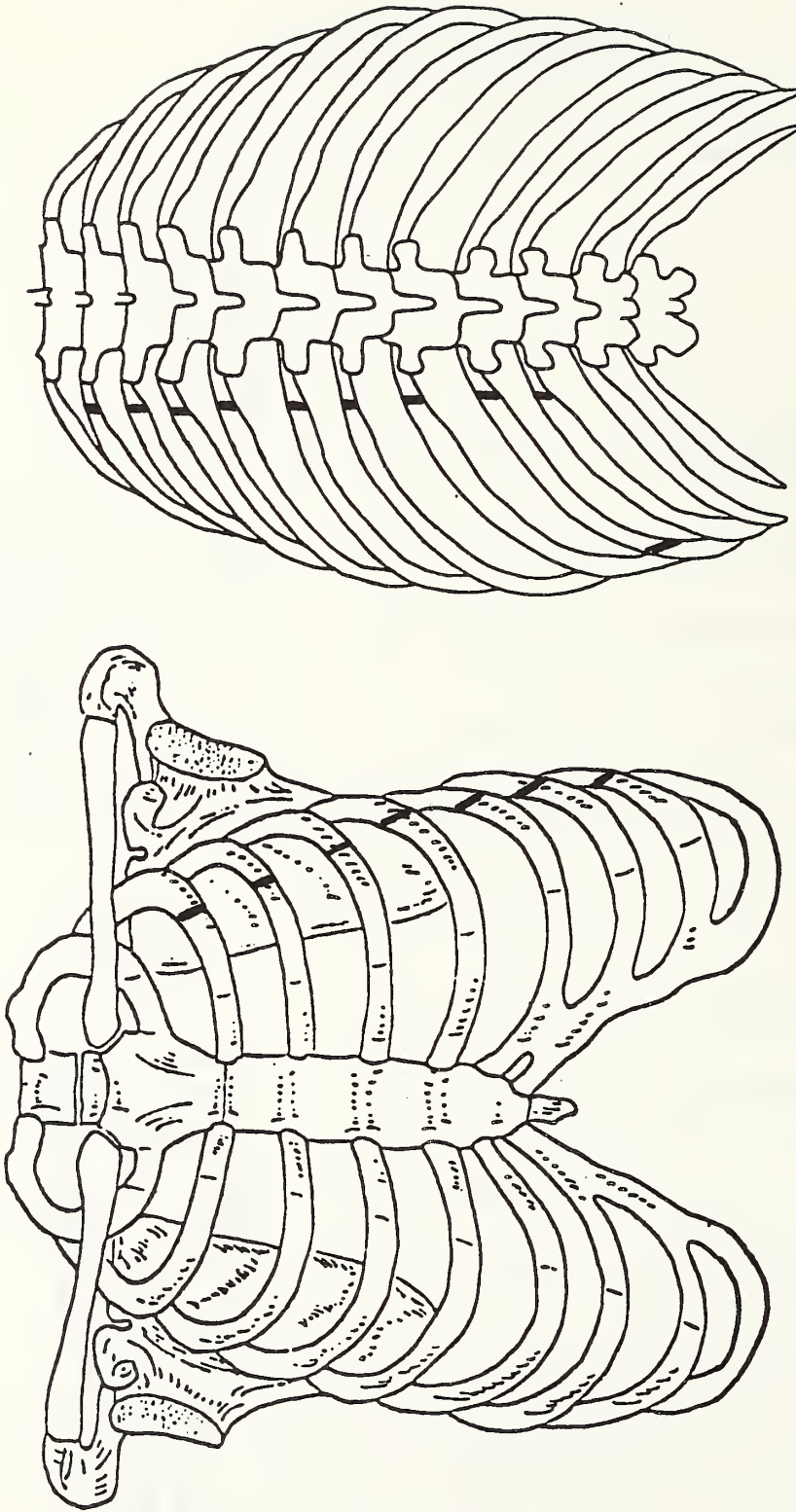
10. Seat height⁸⁶...cm

11. Pelvis - knee⁵⁰...cm

12. Sole of foot - knee⁵⁰...cm

13. Pelvis - heal⁸⁰...cm





Number of rib fractures ...17..

APPENDIX

IV

LATERAL IMPACT
CADAVER TESTS
INTO A WALL WITH
HNGB PAD.

IMPACT VELOCITY :
24 KM/H, 32 KM/H

ANTROPOMETRICAL DATA

Run No	Sex	AGE Years	Body Weight kg	Body Length cm	Hat size cm	occip.- chin cm	Neck circumf. cm	Upper arm cm	Chest circumf. cm
H 8021	male	29	63	180	56	60	39	29	90
H 8023	female	41	82	159	54	66	40	32	94
H 8111	male	43	59	165	55	62	41	26	87
H 8112	female	33	46	156	54	57	33	27	74
H 8115	male	44	73	172	52	70	34	28	92
H 8121	female	48	57	166	54	62	32	24	82
6	M 3 F 3	39.7	63.3	166.3	54.2	62.8	36.5	27.7	86.5

CONTINUE ANTROPOMETRICAL DATA

Run No	Chest height cm	Chest width cm	Abdom circumf. cm	Buttocks shoulder cm	Seat height cm	Pelvis knee cm	Sole of foot knee cm	Pelvis heel cm
H 8021	22	31	78	68	94	54	50	98
H 8023	24	33	98	71	94	55	49	90
H 8111	22	28	81	63	85	52	51	95
H 8112	18	26	72	63	82	53	44	90
H 8115	23	32	82	70	91	55	51	96
H 8121	21	28	81	65	87	54	50	93
6	21.7	29.7	82	66.7	88.8	53.8	49.2	93.67

RIB. FRACT.

Run No	Impact Area Specific	Collis. Veloc. km/h	Number Rib. Fract.	Number Rib.Fr Left sl	Left side Front	Left side Rear	Number Rib.Fr Right	Right side Front	Right side Rear
H 8021	HNCB pad	32	0	0	0	0	0	0	0
H 8023	HNCB pad	33	11	11	8	3	0	0	0
H 8111	HNCB pad	32	0	0	0	0	0	0	0
H 8112	HNCB pad	32	5	5	4	1	0	0	0
H 8115	HNCB pad	23	0	0	0	0	0	0	0
H 8121	HNCB pad	24	0	0	0	0	0	0	0
6	HNCB pad	29.3	2.7	2.7	2	.67	0	0	0

AIS - SEVERITY

Run No	Body Sur- face	Head	Thorax	Abdomen	Pelvis	Spine	Extrem.	MAIS
H 8021	0	0	0	0	0	1	0	1
H 8023	0	0	3	0	0	1	0	3
H 8111	0	0	0	0	0	2	0	2
H 8112	0	1	3	0	0	0	0	3
H 8115	0	0	0	0	0	1	0	1
H 8121	0	0	0	0	0	1	1	1
6	0	.2	1	0	0	1	.2	2

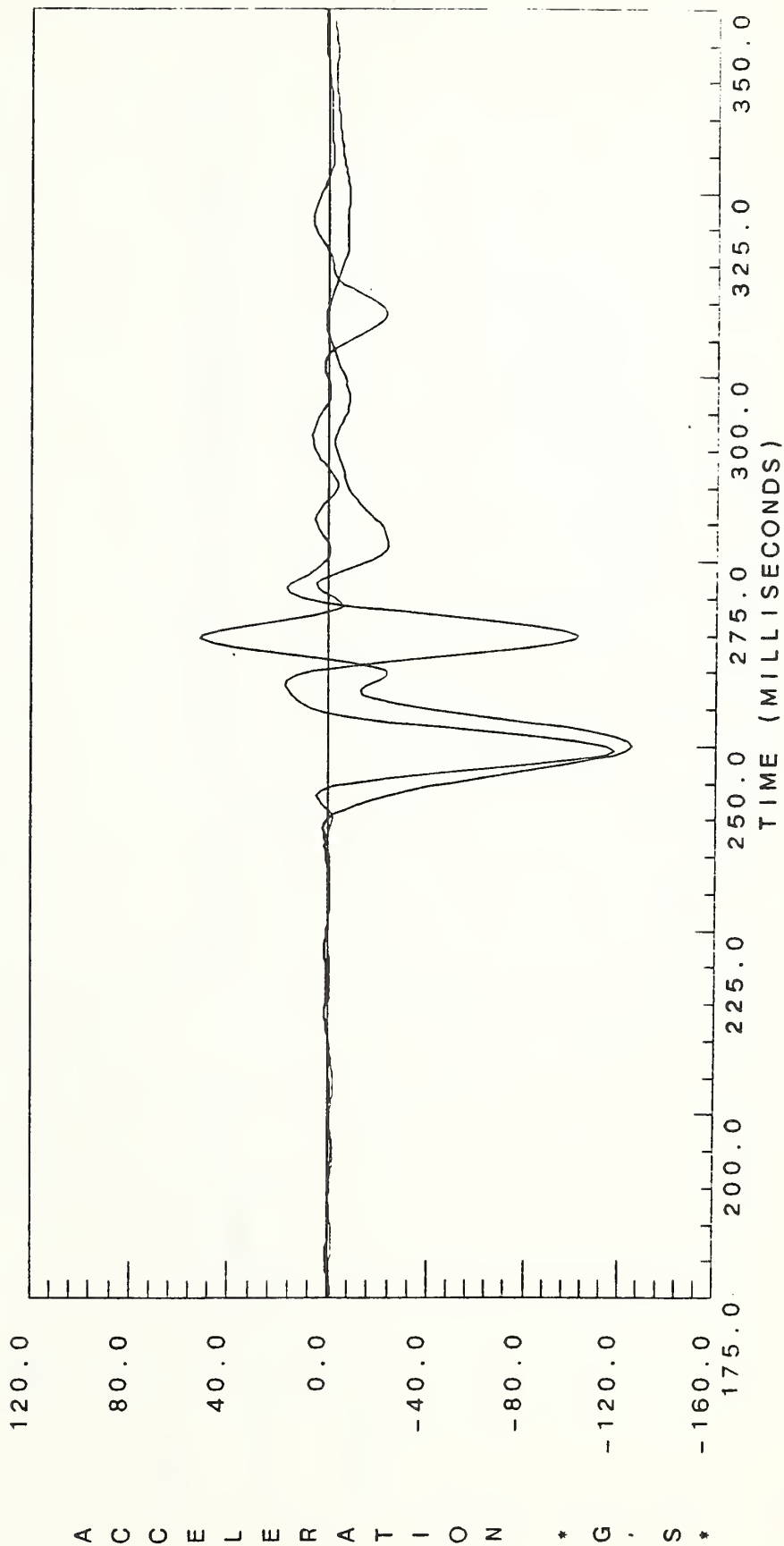
6th RIB

7th RIB

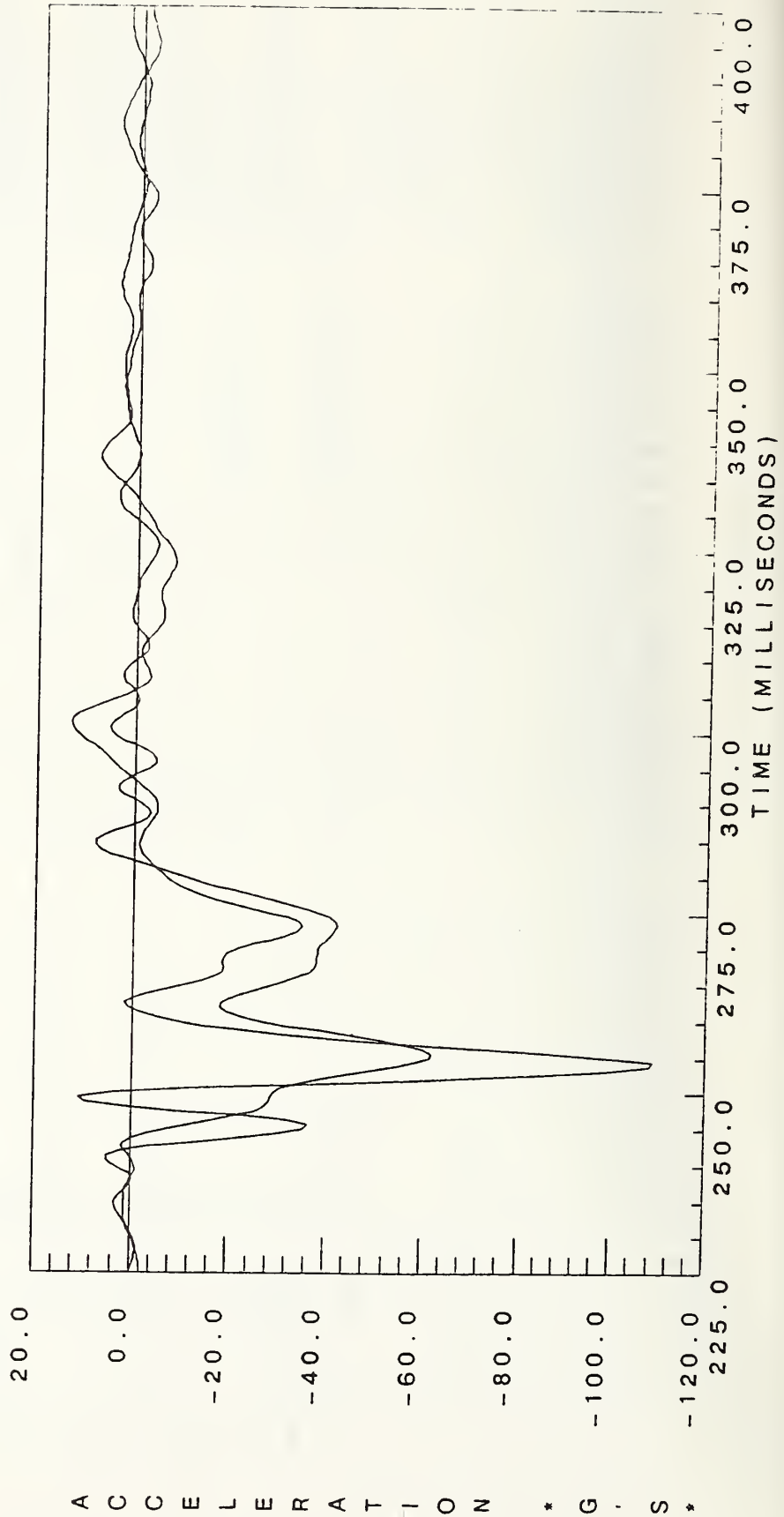
Run No	max. Force [N]	max. Defl. [mm]	Cross section [mm ²]	max. Force [N]	max. Defl. [mm]	Cross section [mm ²]
H 8021	-	-	-	-	-	-
H 8023	208	4.0	27.1	234	4.0	28.3
H 8111	210	2.4	25	198	6.1	23
H 8112	54.4	3.0	24.6	89.6	2.8	24.3
H 8115	197	4.6	25	219	2.5	33
H 8121	195	5.7	26	194	4.6	25
6	172.9	3.94	25.54	186.9	4	26.72

Side Impact

20 MPH HNCB, Upper Rib (Y)



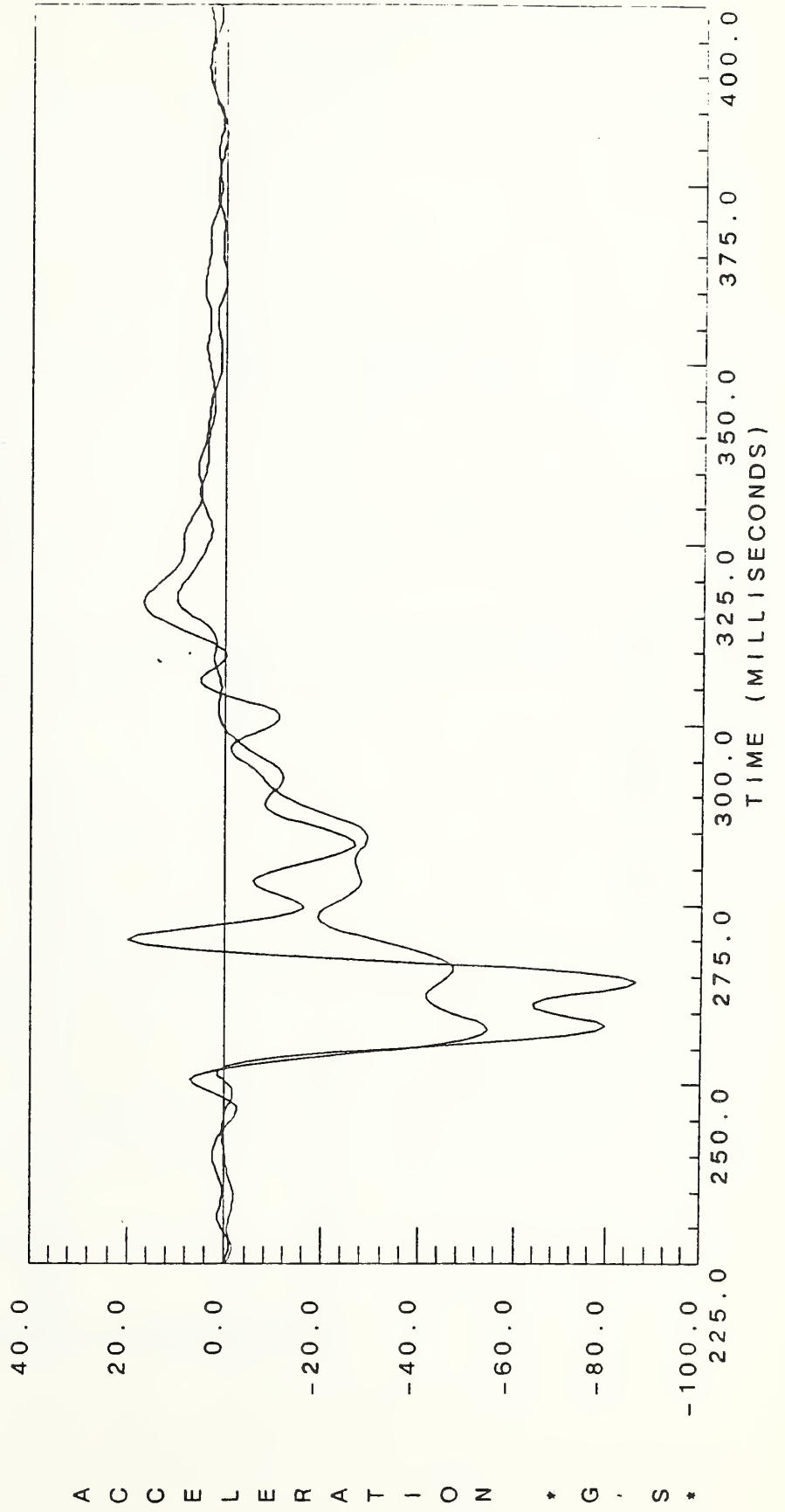
Side Impact
20 MPH HNCB, Upper Spine (Y)



A C C E L E R A T I O N * G * S *

Side Impact

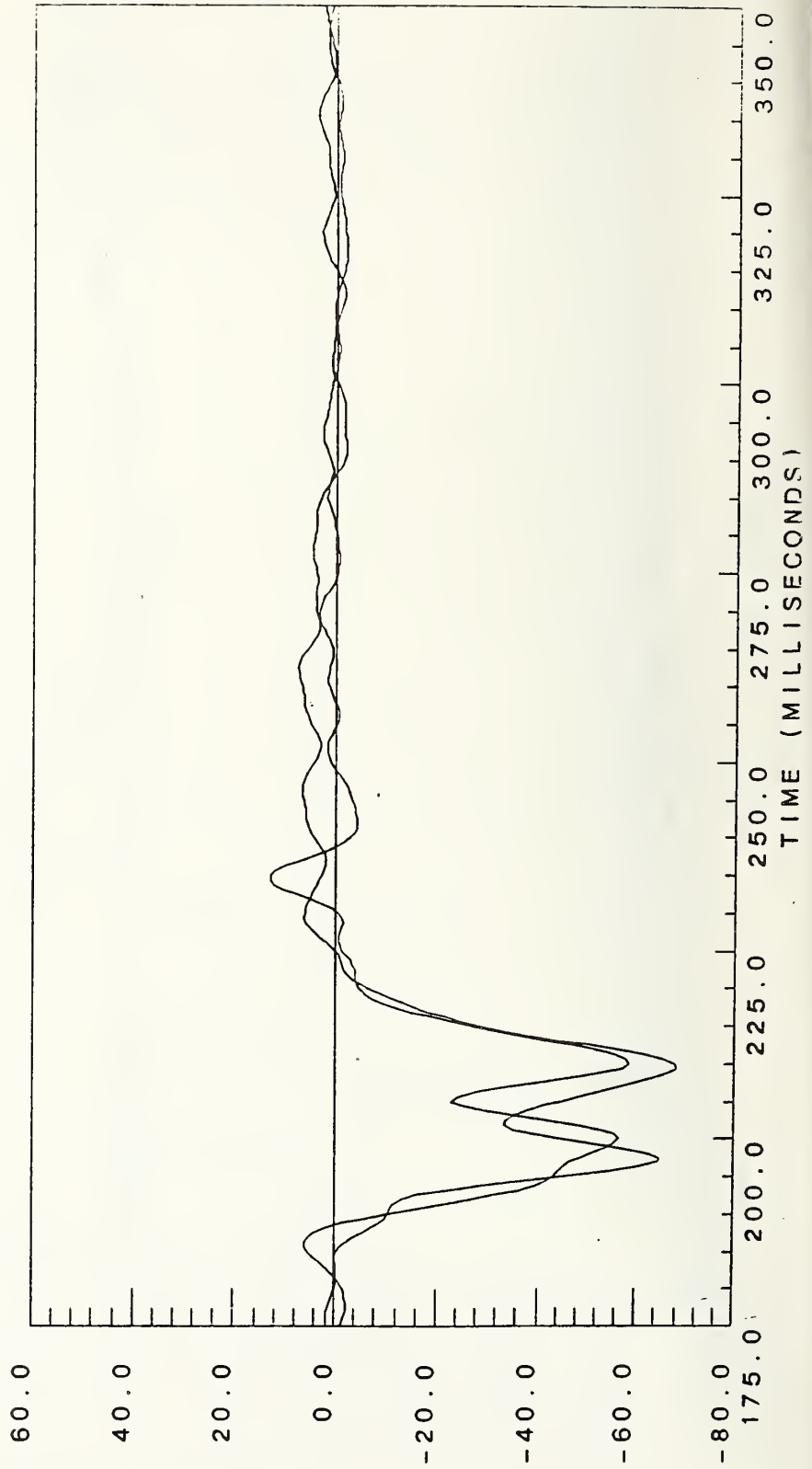
20 MPH HNCB, Lower Spine (Y)



A C C E L E R A T I O N * G * S *

Side Impact

20 MPH HNCB, Pelvis (Y)



A C C E L E R A T I O N * G * S *

Run No. H 80 021

a) Subject:

male, 29 years, body weight 63 kg, body length 180 cm,
(further anthropometric data s. incl.), cause of death:
suffocation.

b) Test conditions:

Lateral collision - US padding -, impact velocity 32 km/h.

c) Instrumentation:

Sled deceleration, 9 accelerometer head, 12 accelerometer
thorax, 3-accelerometer pelvis, lung pressure.

d) Medical findings:

Body surface: No injuries

Head : No injuries

Thorax : No injuries

Abdomen : No injuries

Vertebral Column: Small hemorrhage under the posterior
longitudinal Ligament from C 2 to C6.

Extremities: No injuries

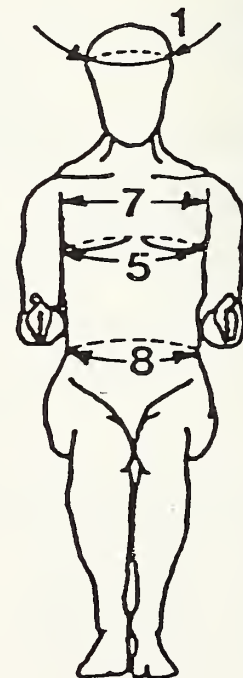
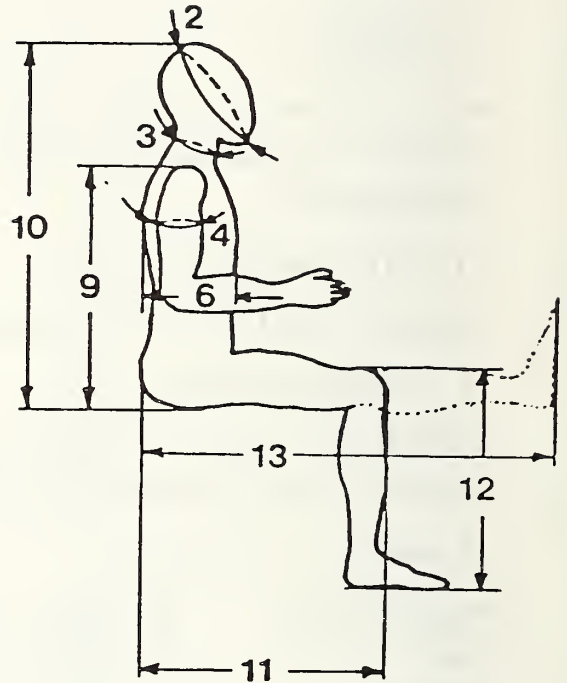
e) Severity degree: AIS-head 0, AIS-thorax 0, AIS-Abdomen 0,
AIS-Vertebral Column 1, AIS-Extremities 0,
MAIS 1.

Anthropometrical Data

Body weight ...63 kg

Body length 180 cm

- 1. Hat dimension 56 cm
- 2. Head circumference..... 60 cm
- 3. Neck circumfer. 39 cm
- 4. Upper arm circumfer. 29 cm
- 5. Chest circumfer. 90 cm
- 6. Chest height 22 cm
- 7. Chest width 31 cm
- 8. Abdomen circumfer. 78 cm
- 9. Buttocks - shoulder 68 cm
- 10. Seat height 94 cm
- 11. Pelvis - knee 54 cm
- 12. Sole of foot - knee 50 cm
- 13. Pelvis - heal 98 cm



I. Run No. H 80 023

a) Subject:

Female, 41 years, body weight 82 kg, body length 159 cm (further anthropometric data s. incl.), cause of death: lung artery embolism.

b) Test conditions:

Lateral collision - US padding - impact velocity 33 km/h.

c) Instrumentation:

Sled deceleration, 9 accelerometer head, 12 accelerometer thorax, 3 accelerometer pelvis, lung pressure.

d) Medical findings:

Body surface: No injuries

Head: No injuries

Thorax: Fracture of the 2nd to 9th rib, left in the forward axillar line; fracture of the 2nd to 4th rib, left in the paravertebral region (incl.)

Abdomen: No injuries

Vertebral Column: Small hemorrhage under the ligamentum posterius of the vertebral discs C2/C3

Extremities: No injuries

e) Severity degree: AIS-Head 0, AIS-Thorax 3, AIS-Abdomen 0, AIS-Vertebral Column 1, AIS-Extremities 0, MAIS 3

BENDING TESTS


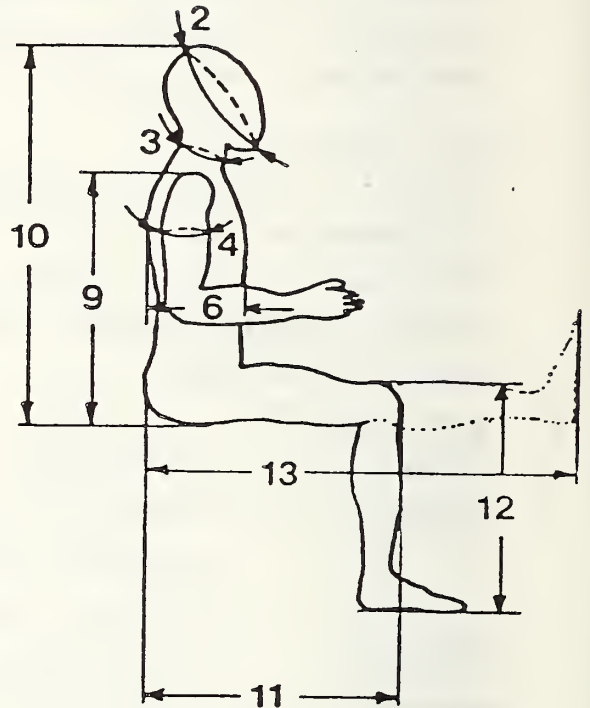
Run No.	Max. Force (N)	Max. Deflection (mm)	Cross Section (mm ²)
H 80 023			
6th rib	208	4,0	27,1
7th rib	234	4,0	28,3

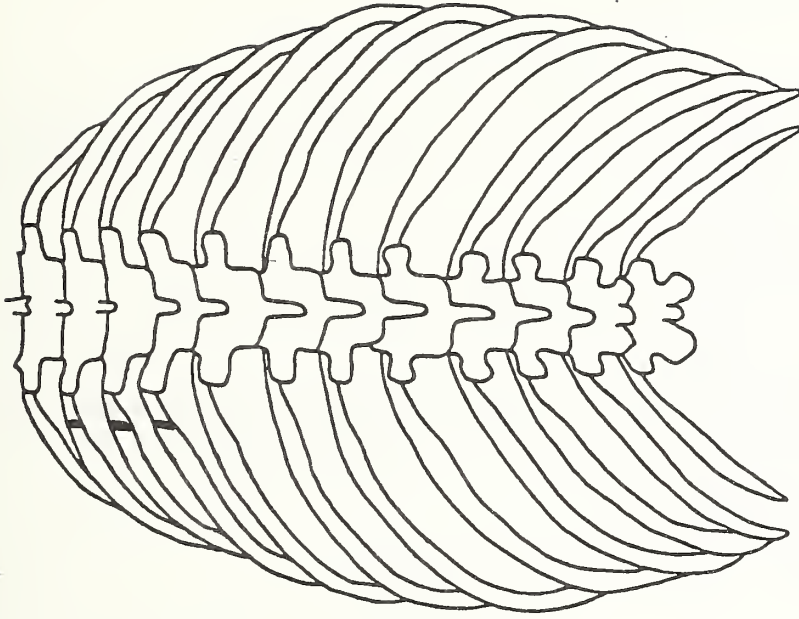
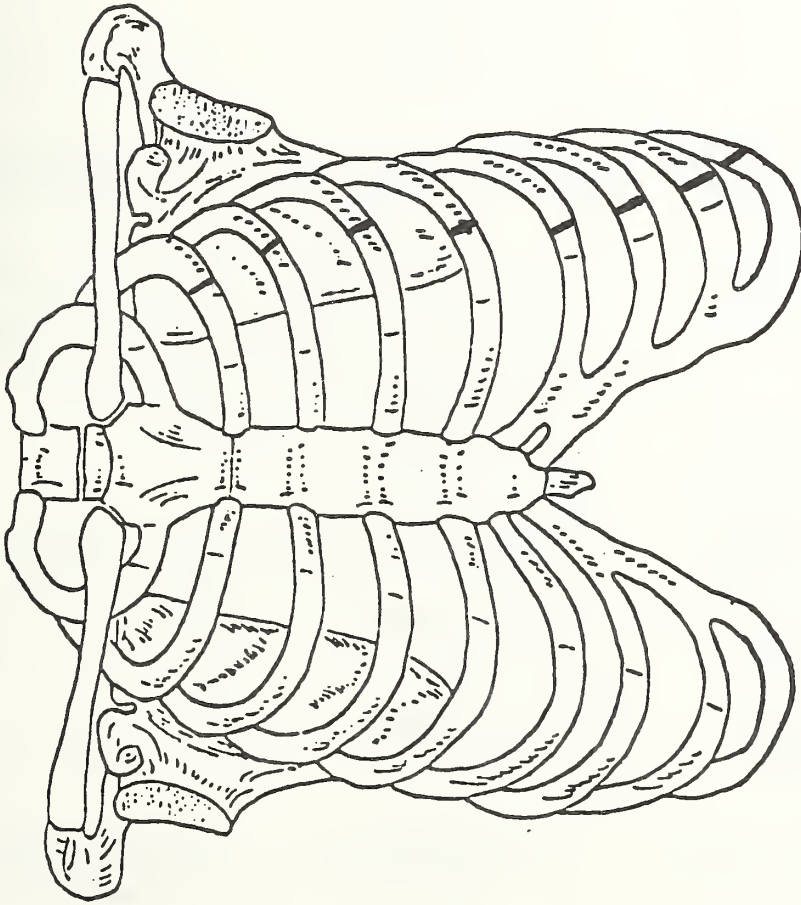
Anthropometrical Data

Body weight 82 kg

Body length 159 cm

- 1. Hat dimension 54 cm
- 2. Head circumference 66 cm
- 3. Neck circumfer. 40 cm
- 4. Upper arm circumfer. 32 cm
- 5. Chest circumfer. 94 cm
- 6. Chest height 24 cm
- 7. Chest width 33 cm
- 8. Abdomen circumfer. 98 cm
- 9. Buttocks - shoulder 71 cm
- 10. Seat height 94 cm
- 11. Pelvis - knee 55 cm
- 12. Sole of foot - knee 49 cm
- 13. Pelvis - heal 90 cm





Number of rib fractures 11

Run No. H 81 011

a) Subject:

Male, 43 years, Body weight: 59 kg, Body length: 165 cm (further anthropometric data s. incl.), cause of death: cardial infarct.

b) Test conditions:

Lateral collision - US-padding - impact velocity 32 km/h.

c) Instrumentation:

Sled deceleration, 9-accelerometer head, 12-accelerometer thorax, 3-accelerometer pelvis, lung pressure.

d) Medical findings:

Body surface:	No injuries.
Head:	No injuries.
Thorax:	No injuries.
Abdomen:	No injuries.
Vertebral Column:	Hemorrhage in the medium and deep muscular layer from C5 to Th3 right; in the left side between Th1 and Th2 laceration of the ligamentum flavum Th1/Th2. Hemorrhage in the vertebral discs C3/C4/C5/C6. Interspinal hemorrhages by C4/C5/C6.
Extremities:	No injuries.
e) Severity Degree:	AIS-head 0, AIS-thorax 0, AIS-abdomen 0, AIS-vertebral column 2, AIS-extremities 0, MAIS 2.

BENDING TESTS

Run No. H 81 011

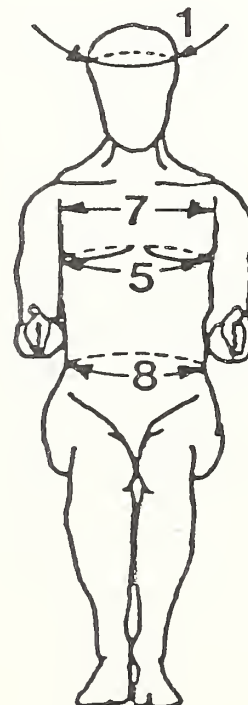
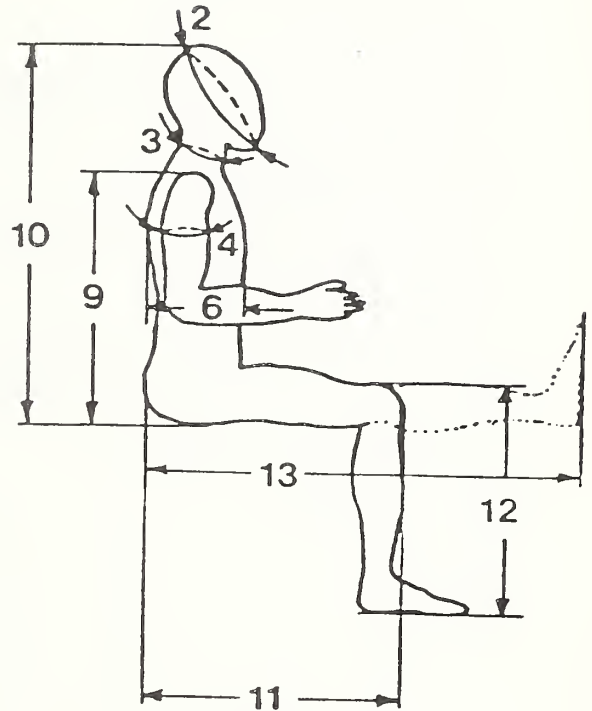
	max. Force (N)	max. Deflexion (mm)	Cross Section (mm ²)
6th rib	210	2,4	25
7th rib	198	6,1	23

Anthropometrical Data

Body weight ...⁵⁹ kg

Body length ...¹⁶⁵ cm

- 1. Hat dimension⁵⁵ cm
- 2. Head circumference.....⁶² cm
- 3. Neck circumfer.⁴¹ cm
- 4. Upper arm circumfer.²⁶ cm
- 5. Chest circumfer.⁸⁷ cm
- 6. Chest height²² cm
- 7. Chest width²⁸ cm
- 8. Abdomen circumfer.⁸¹ cm
- 9. Buttocks - shoulder⁶³ cm
- 10. Seat height⁸⁵ cm
- 11. Pelvis - knee⁵² cm
- 12. Sole of foot - knee⁵¹ cm
- 13. Pelvis - heal⁹⁵ cm



Run No. 81 012

a) Subject:

Female, 33 years, body weight 46 kg, body length 156cm (further anthropometric data s. incl.), cause of death: asphyxia.

b) Test conditions:

Lateral collision, US padding, impact velocity 32 km/h.

c) Instrumentation:

Sled deceleration, 9-accelerometer head, 12-accelerometer thorax, 3-accelerometer pelvis, lung pressure.

d) Medical findings:

Body surface:

No injuries.

Head:

Hemorrhage in the scalp.

Thorax:

Fracture of 2nd rib left in the rear axillar line, fracture of 3rd rib left in the medium axillar line and in the cartilage-bone transition; fracture of 4th and 5th rib left in the medio clavicular line. Fracture of sternum in the level of 4th ribs (incl.).

Abdomen:

No injuries.

Vertebral Column:

No injuries.

Extremities:

No injuries.

e) AIS Severity:

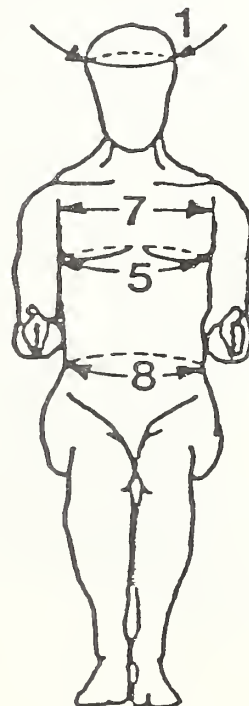
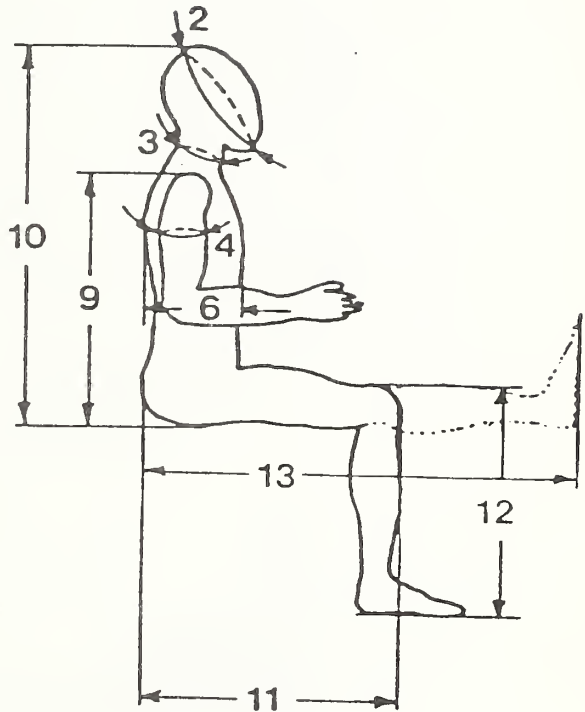
Head-1, Thorax-3, Abdomen-0, Vertebral Column-0, Extremities-0, MAIS-3.

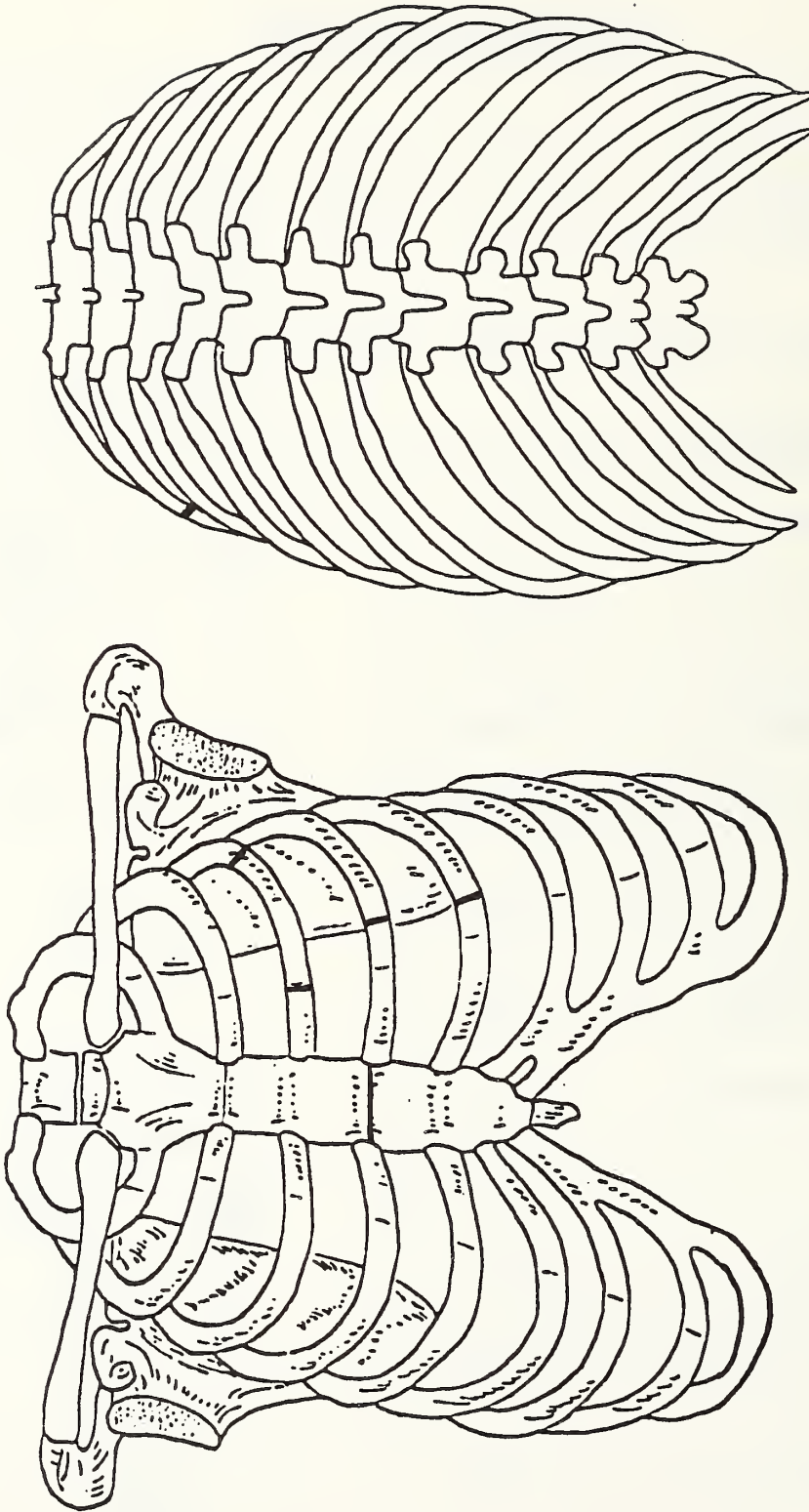
Anthropometrical Data

Body weight ...⁴⁶ kg

Body length ...¹⁵⁶ cm

- 1. Hat dimension⁵⁴ cm
- 2. Head circumference.....⁵⁷ cm
- 3. Neck circumfer.³³ cm
- 4. Upper arm circumfer.²⁷ cm
- 5. Chest circumfer.⁷⁴ cm
- 6. Chest height¹⁸ cm
- 7. Chest width²⁶ cm
- 8. Abdomen circumfer.⁷² cm
- 9. Buttocks - shoulder⁶³ cm
- 10. Seat height⁸² cm
- 11. Pelvis - knee⁵³ cm
- 12. Sole of foot - knee⁴⁴ cm
- 13. Pelvis - heel⁹⁰ cm





Number of rib fractures 5

Run No. H81015

a) Subject:

Male, 44 years, body weight 73 kg, body length 172 cm (further anthropometric data s. incl.), cause of death: acute poisoning.

b) Test conditions:

Lateral collision, US-padding*, impact velocity 23 km/h.

c) Instrumentation:

Sled deceleration, 9-accelerometer head, 12-accelerometer thorax, 3-accelerometer pelvis, lung pressure.

d) Medical findings:

Body surface:	No injuries.
Head:	No injuries.
Thorax:	No injuries.
Abdomen:	No injuries.
Vertebral column:	Hemorrhage in the medium and deep muscle layer between C5 and Th3. Hemorrhage of the scalenus muscle left.
Extremities:	No injuries.
e) AIS Severity:	Body surface 0, Head 0, Thorax 0, Abdomen 0, Vertebral Column 1, Extremities 0, MAIS 1.

BENDING TESTS

Run No. H81015

	max. Force (N)	max. Deflexion (mm)	Cross Section (mm ²)
6th rib	197	4,6	25
7th rib	219	2,5	33

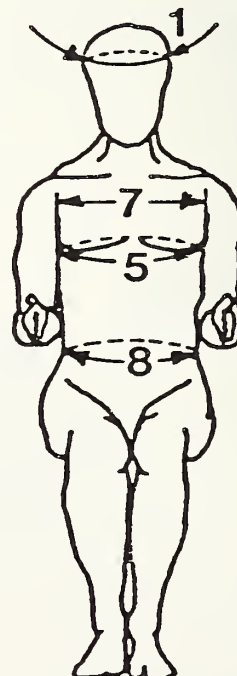
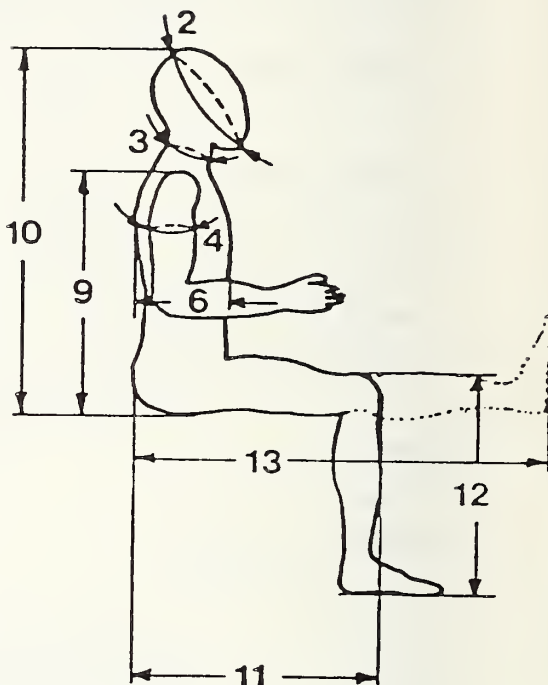
*US-Padding = HNCB

Anthropometrical Data

Body weight ...73 kg

Body length ...172 cm

- 1. Hat dimension52.....cm
- 2. Head circumference.....70.....cm
- 3. Neck circumfer.34.....cm
- 4. Upper arm circumfer.28.....cm
- 5. Chest circumfer.92.....cm
- 6. Chest height23.....cm
- 7. Chest width32.....cm
- 8. Abdomen circumfer.82.....cm
- 9. Buttocks - shoulder70.....cm
- 10. Seat height91.....cm
- 11. Pelvis - knee55.....cm
- 12. Sole of foot - knee51.....cm
- 13. Pelvis - heal96.....cm



Run No. H81021

a) Subject:

Female, 48 years, body weight 57 kg, body length 166 cm (further anthropometric data s. incl.), cause of death: heart failure.

b) Test conditions:

Lateral collision, US-padding, impact velocity 24 km/h.

c) Instrumentation:

Sled deceleration, 9-accelerometer head, 12-accelerometer thorax, 3-accelerometer pelvis, lung pressure.

d) Medical findings:

Body surface:	No injuries.
Head:	No injuries.
Thorax:	No injuries.
Abdomen:	No injuries.
Vertebral column:	Hemorrhage in the vertebral disc C5/C6 and interspinal space C5/C6.
Extremities:	Hemorrhage in the delta muscle of the left upper arm.

e) AIS Severity: Body surface 0, Head 0, Thorax 0, Abdomen 0, Vertebral Column 1, Extremities 1, MAIS 1.

BENDING TESTS

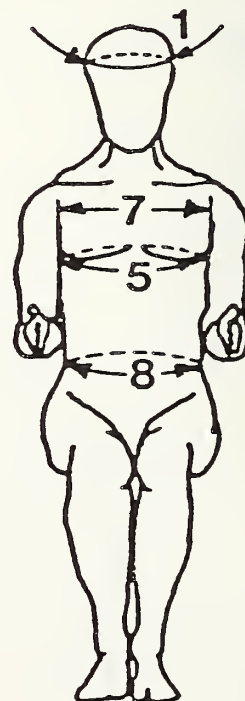
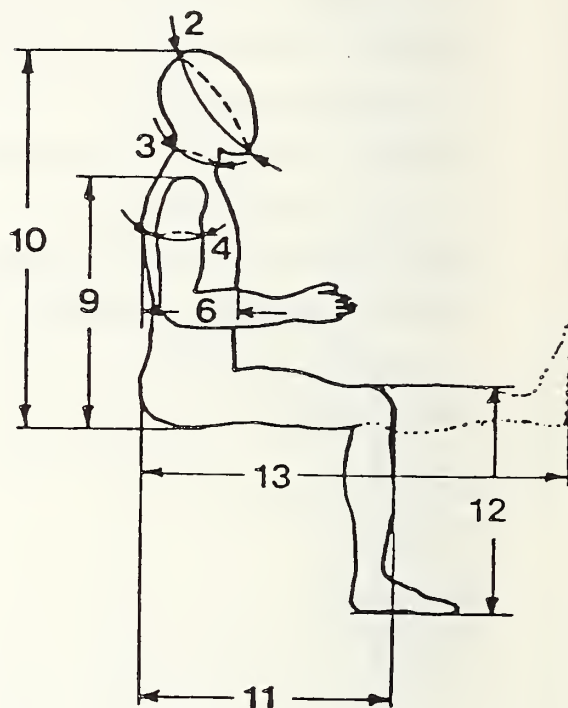
<u>Run No. H81021</u>	max. Force (N)	max. Deflexion (mm)	Cross Section (mm ²)
6th rib	195	5,7	26
7th rib	194	4,6	25

Anthropometrical Data

Body weight 57 kg

Body length ... 166 cm

- 1. Hat dimension 54cm
- 2. Head circumference..... 62cm
- 3. Neck circumfer. 32cm
- 4. Upper arm circumfer. 24cm
- 5. Chest circumfer. 82cm
- 6. Chest height 21cm
- 7. Chest width 28cm
- 8. Abdomen circumfer. 81cm
- 9. Buttocks - shoulder 65cm
- 10. Seat height 87cm
- 11. Pelvis - knee 54cm
- 12. Sole of foot - knee 50cm
- 13. Pelvis - heal 93cm



APPENDIX

V

LATERAL IMPACT
CADAVER TESTS
INTO A WALL WITH
APR PAD.

IMPACT VELOCITY :
32 KM/H

ANTROPOMETRICAL DATA

Run No	Sex	AGE Years	Body Weight kg	Body Length cm	Hat size cm	Neck circumf. cm	Upper arm circumf. cm	Chest circumf. cm	
H 8018	male	21	61	166	58	63	37	27	38
H 8020	female	26	67	167	57	66	36	25	80
H 8208	male	61	99	172	56	70	47	35	108
H 8221	male	48	99	180	55	63	44	31	106
H 8222	male	50	77	167	55	64	38	28	95
5	M 4 F 1	41.2	80.6	170.4	56.2	65.2	40.4	29.2	85.4

CONTINUE ANTROPOMETRICAL DATA

Run No	Chest height cm	Chest width cm	Abdom circumf. cm	Buttocks shoulder cm	Seat height cm	Pelvis knee cm	Sole of foot knee cm	Pelvis heel cm
H 8018	23	30	75	69	90	57	50	96
H 8020	19	28	75	72	95	57	48	93
H 8208	28	38	113	75	98	57	54	98
H 8221	26	36	102	73	94	61	56	106
H 8222	22	33	85	72	93	55	52	86
5	23.6	33	90	72.2	94	57.4	52	95.8

RIB. FRACT.

Run No	Impact Area Specific	Collis. Veloc. km/h	Number Rib. Fract.	Number Rib.Fr Left si	Left side Front	Left side Rear	Number Rib.Fr Right	Right side Front	Right side Rear
H 8018	APR pad	31	0	0	0	0	0	0	0
H 8020	APR pad	30	3	3	0	3	0	0	0
H 8208	APR pad	31	18	15	7	8	3	2	1
H 8221	APR pad	32	25	21	9	12	4	1	3
H 8222	APR pad	32	25	20	5	15	5	2	3
5	APR pad	31.2	14	12	4.2	7.6	2.4	1	1.4

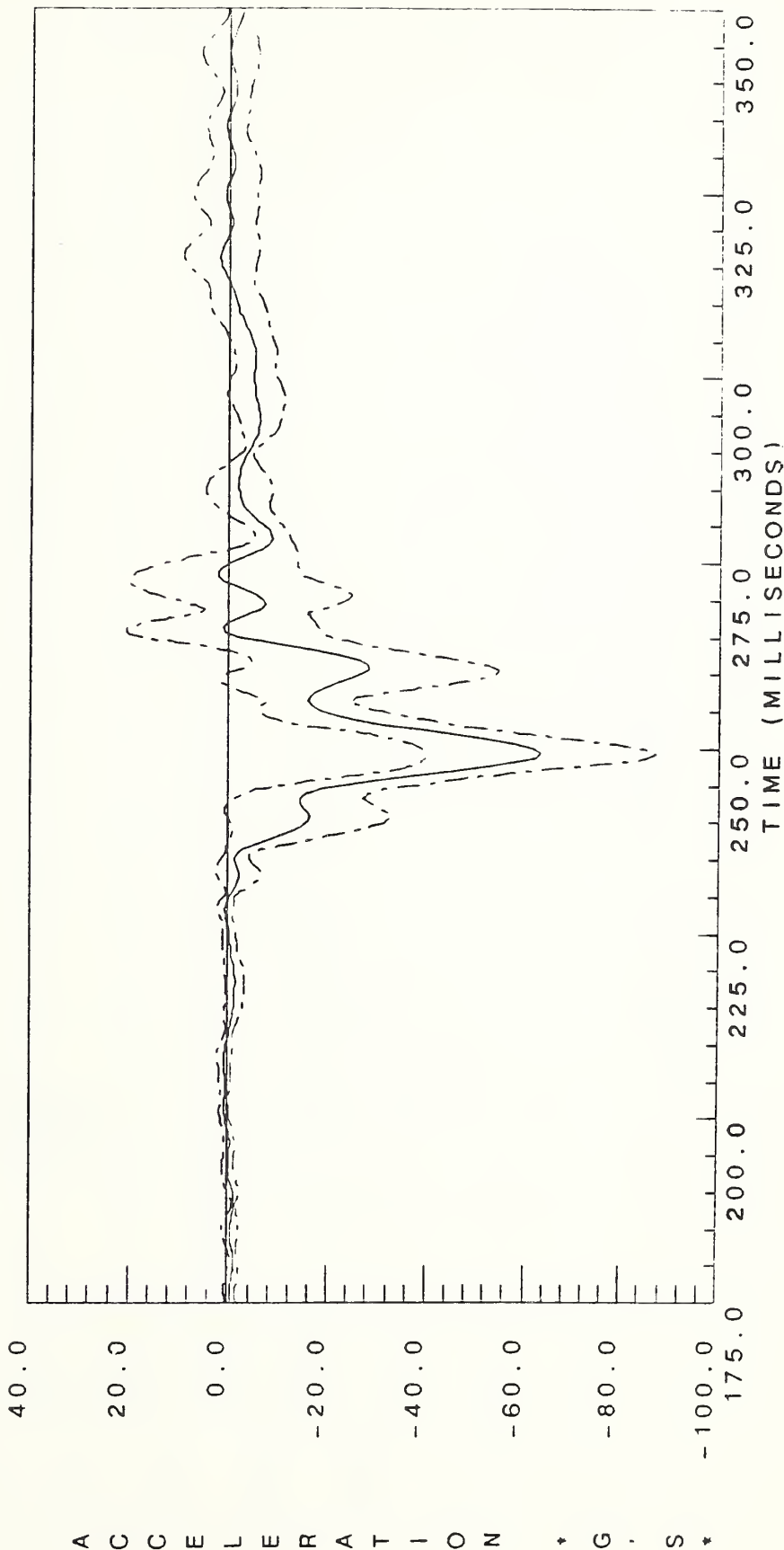
AIS - SEVERITY

Run No	Body Sur- face	Head	Thorax	Abdomen	Pelvis	Spine	Extrem .	MAIS
H 8018	0	3	3	0	0	1	0	3
H 8020	0	0	1	0	0	1	0	1
H 8208	0	0	0	4	5	4	2	5
H 8221	0	0	4	0	0	1	0	4
H 8222	0	0	4	5	0	2	0	5
5	0	.6	2	2	1	2	.4	4

Run No	6th RIB			7th RIB		
	max. Force [N]	max. Defl. [mm]	Cross section [mm ²]	max. Force [N]	max. Defl. [mm]	Cross section [mm ²]
H 8018	-	-	-	-	-	-
H 8020	-	-	-	-	-	-
H 8208	104	2.0	27.0	-	-	-
H 8221	-	-	-	-	-	-
H 8222	138	3.15	28.6	158	3.4	27.9
5	121	2.58	27.8	156	3.4	27.9

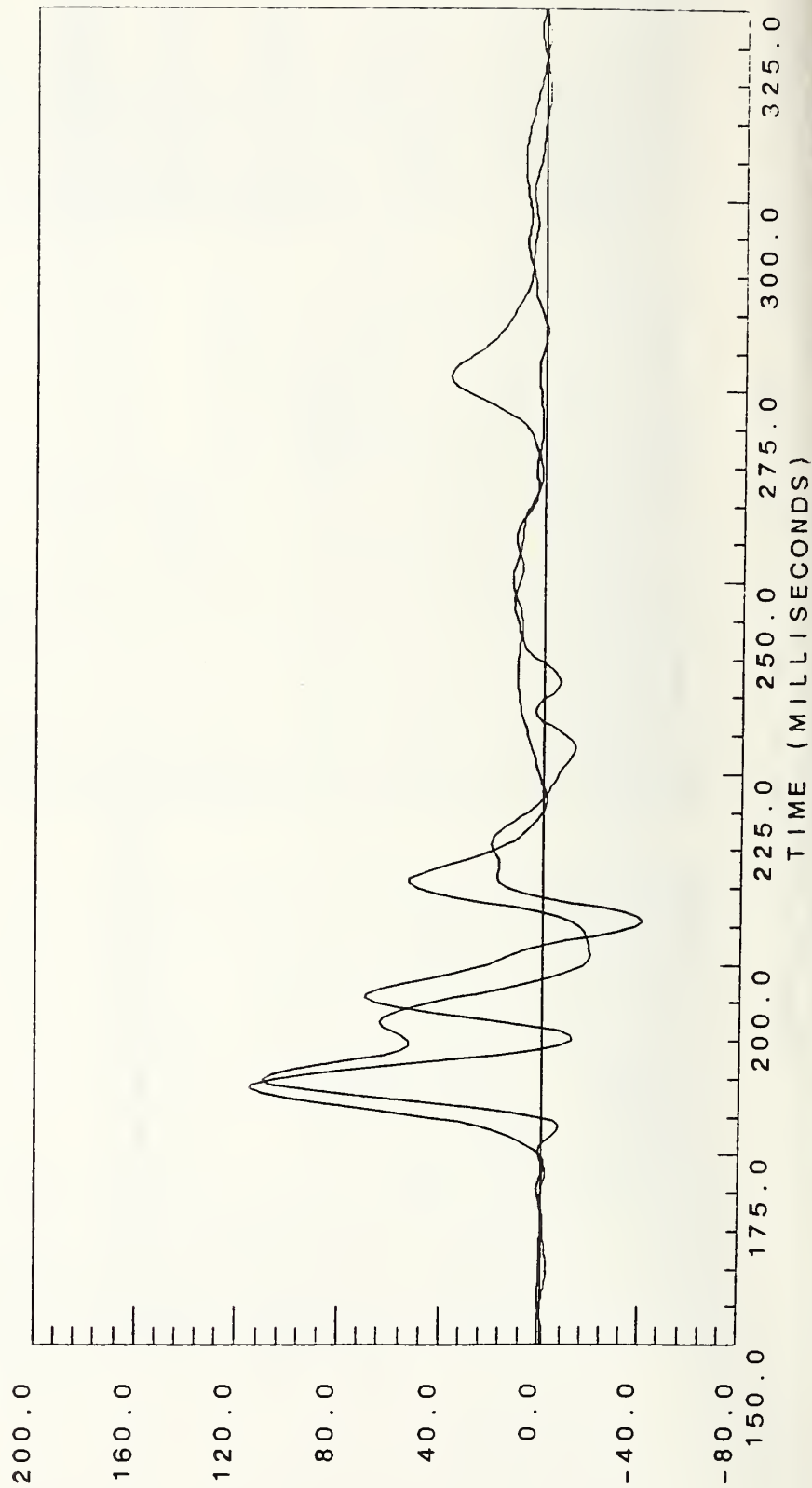
Mean Response with +/- 1 St. Dev. Corridor

20 MPH APR Padding, Upper Rib (Y)



Side Impact

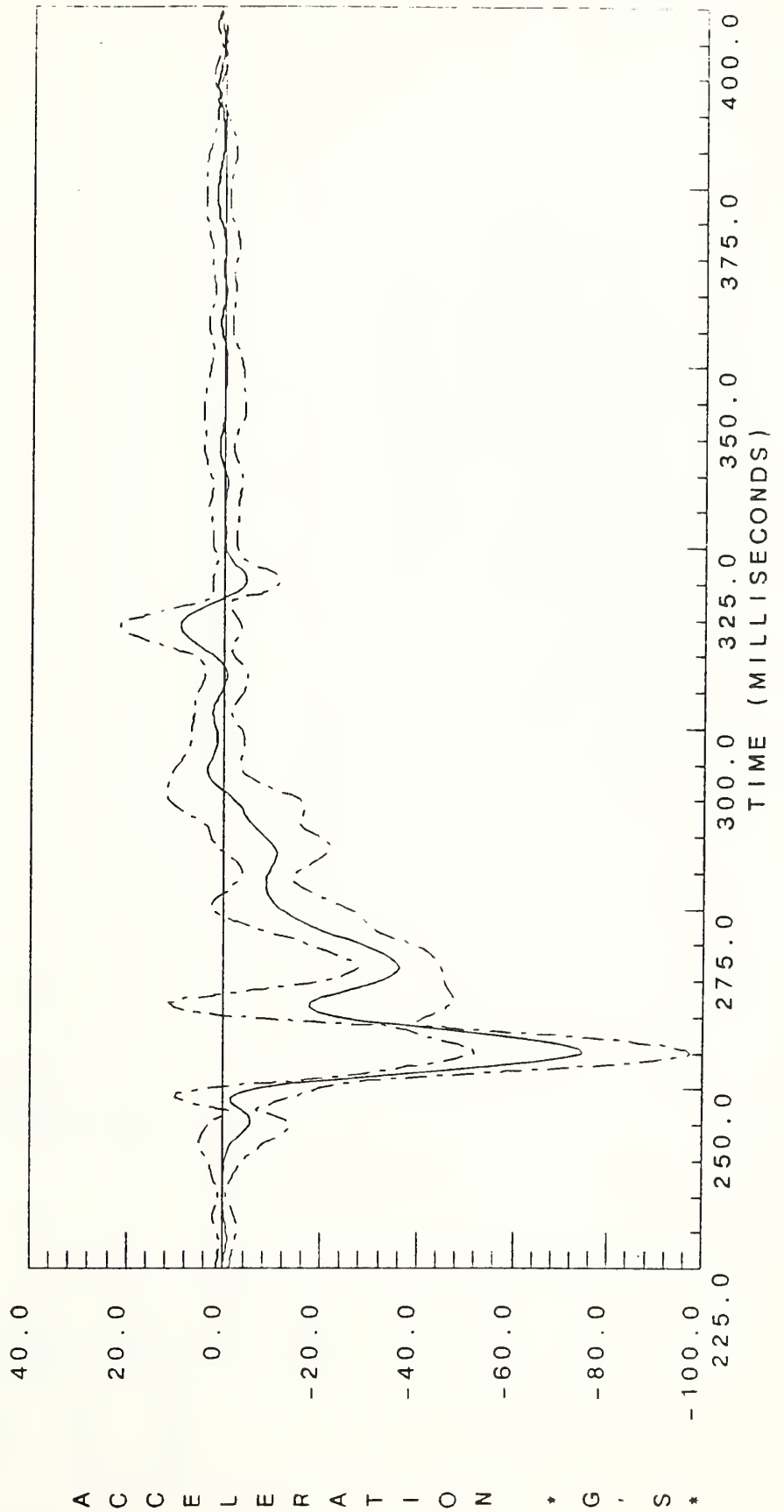
20 MPH APR Padding, Lower Rib (Y)



A C C E L E R A T I O N * G * S

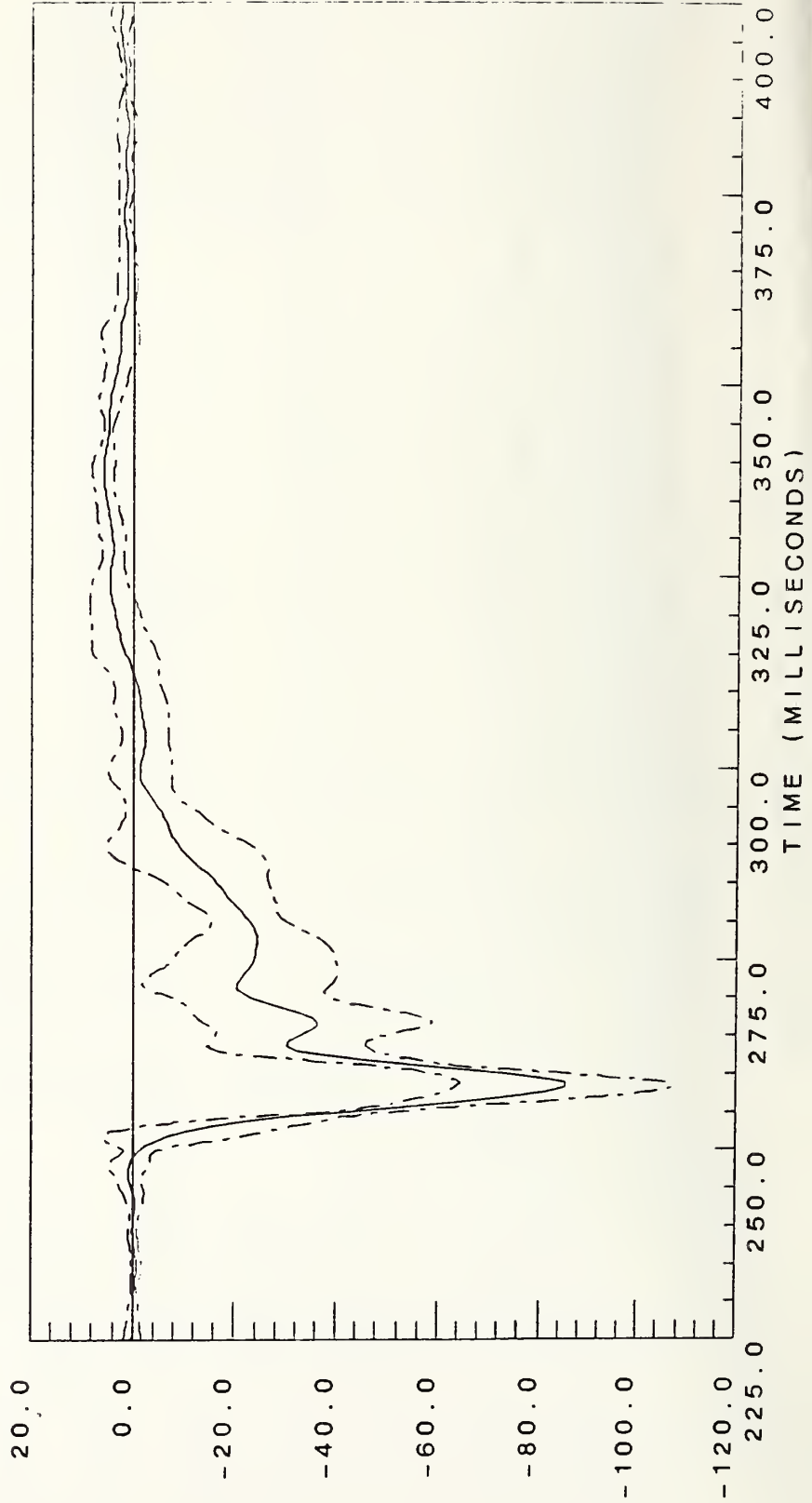
Mean Response with +/- 1 St. Dev. Corridor

20 MPH APR Padding, Upper Spine (Y)



Mean Response with +/- 1 St. Dev. Corridor

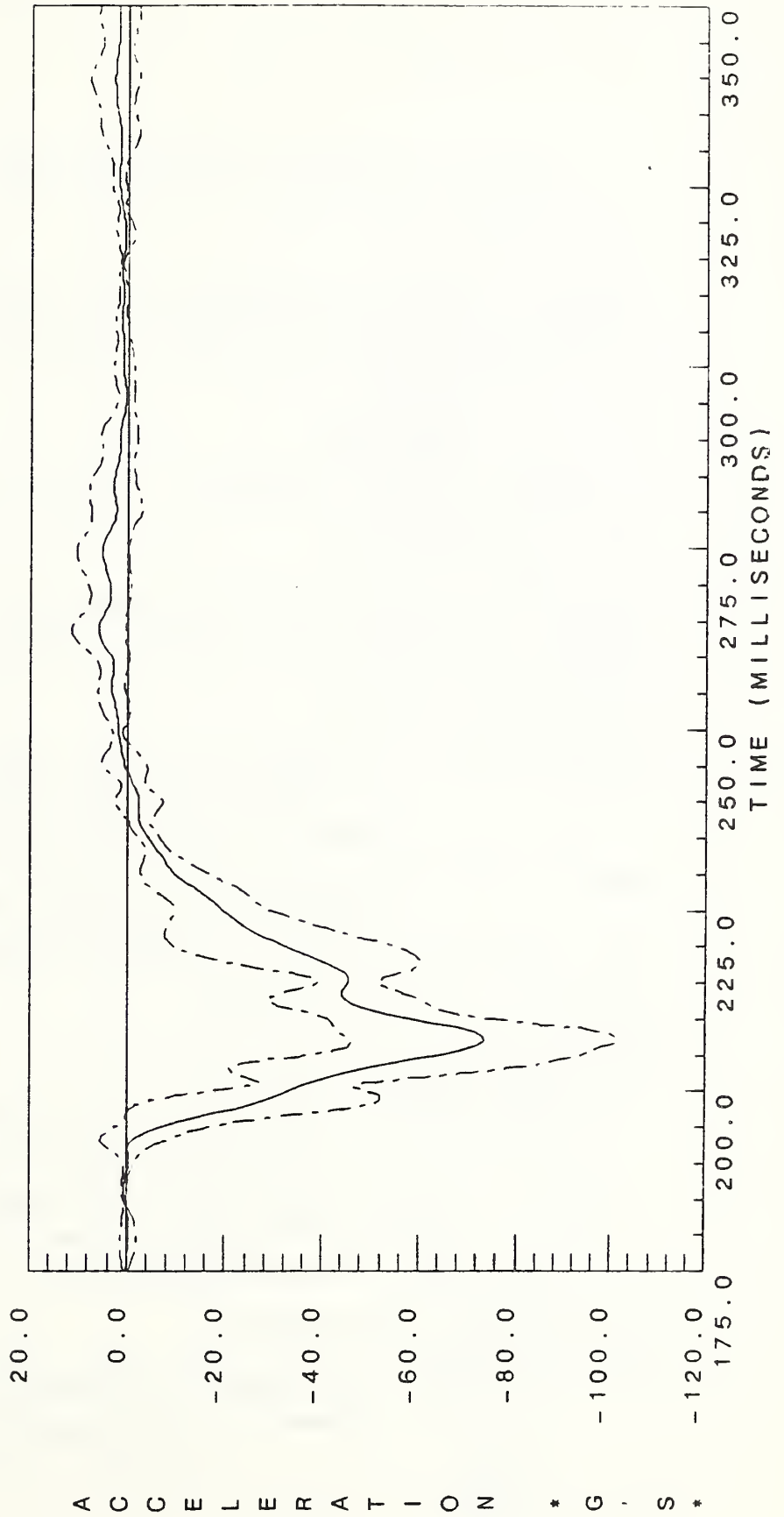
20 MPH APR Padding, Lower Spine (Y)



A C C E L E R A T I O N * G - S *

Mean Response with +/- 1 St. Dev. Corridor

20 MPH APR Padding, Pelvis Acc. (Y)



Run No. H 80 0 18

a) Subject:

Male, 21 years, body weight 61 kg, body length 166 cm, (further anthropometric data s. incl.), cause of death: poisoning acute.

b) Test conditions:

Lateral collision - APR pad -, impact velocity 31 km/h.

c) Instrumentation:

Sled deceleration, 9-accelerometer head, 12-accelerometer thorax, 2-accelerometer pelvis, lung pressure.

d) Medical findings:

Body surface: y-shaped, 3cm long contusion in the range of the left eyebrow. Abrasion (6 x 6cm) on the back side of the left shoulder.

Head: Fracture of the nasal bone; impression fracture of the left skull base.

Thorax: No injuries.

Abdomen: No injuries.

Vertebral Column: Hemorrhage and subluxation of the right vertebral joint Th3/Th4; hemorrhage of the foramen intervertebral Th3/Th4. Hemorrhage in the frontal epidural space from occiput to C7.

Extremities: No injuries.

e) Severity degree: AIS head 3, AIS thorax 0, AIS abdomen 0, AIS vertebral column 1, MAIS 3.

Anthropometrical Data

Body weight ...61 kg

Body length166 cm

1. Hat dimension58 cm

2. Head circumference.....63 cm

3. Neck circumfer.37 cm

4. Upper arm circumfer. ...27 cm

5. Chest circumfer.38 cm

6. Chest height23 cm

7. Chest width30 cm

8. Abdomen circumfer.75 cm

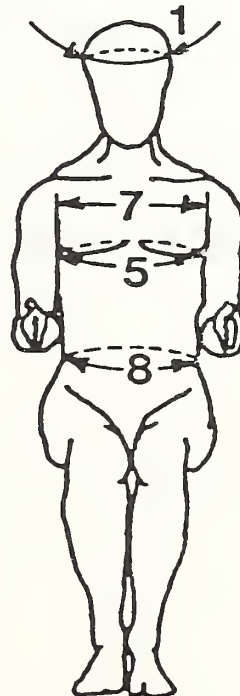
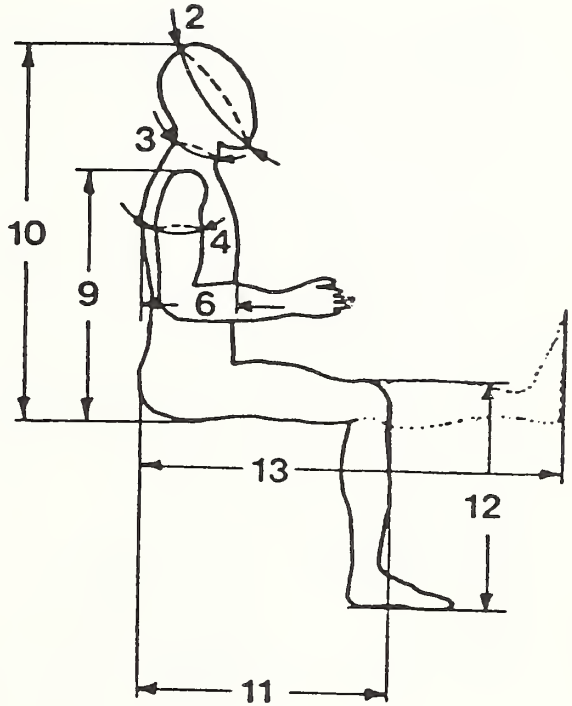
9. Buttocks - shoulder69 cm

10. Seat height90 cm

11. Pelvis - knee57 cm

12. Sole of foot - knee59 cm

13. Pelvis - heal96 cm



Run No. H 80 020

a) Subject:

Female, 26 years, body weight 67 kg, body length 167 cm (further anthropometric data s. incl.), cause of death: poisoning acute.

b) Test conditions:

Lateral collision - APR padding, impact velocity 30 km/h.

c) Instrumentation:

Sled deceleration, 9 accelerometer head, 12-accelerometer thorax, 3-accelerometer pelvis, lung pressure

d) Medical findings:

Body surface: No injuries

Head: No injuries

Thorax: Muscle hemorrhage left from the scapula area to the delta muscle. Hemorrhage in the musculus supraspinatus left. Fracture of the 7th, 8th and 12th rib left paravertebrall (incl.).

Abdomen: Fat tissue contusion and hemorrhage left at the Spina iliaca ant.-sup.

Vertebral Column: Hemorrhages in all muscle layers between C 6 and Th4. Dorsal epidural bleeding from C 7 to Th 5.

Extremities: No injuries

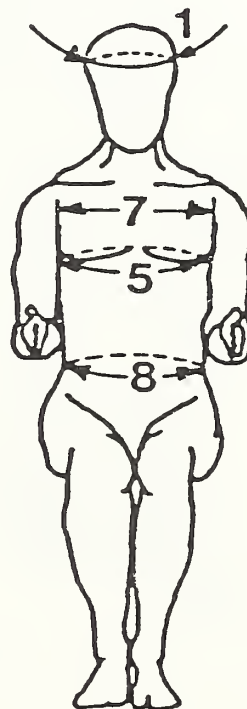
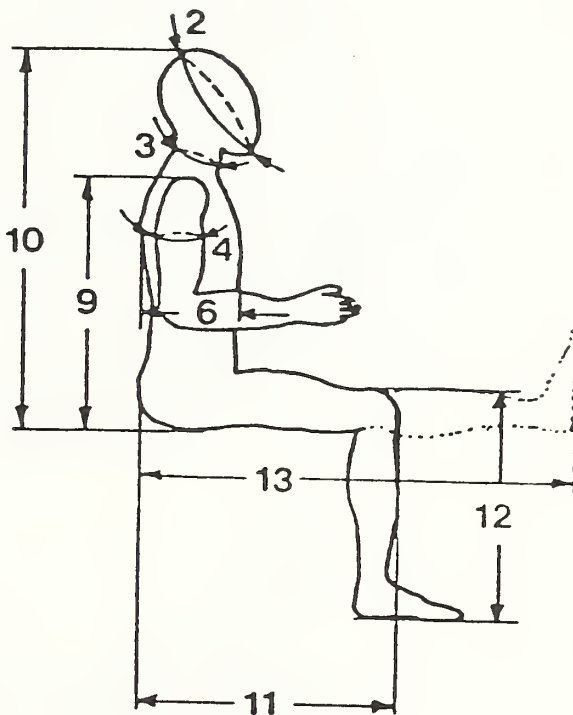
e) Severity degree : AIS-head 0, AIS-thorax 1, AIS-Abdomen 0, AIS-Vertebral Column 1, AIS-Extremities 0, MAIS 1

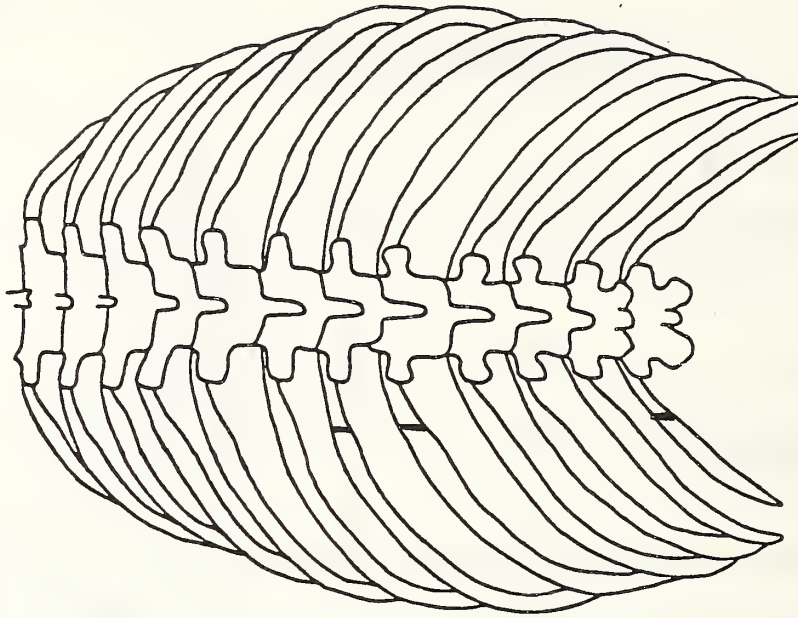
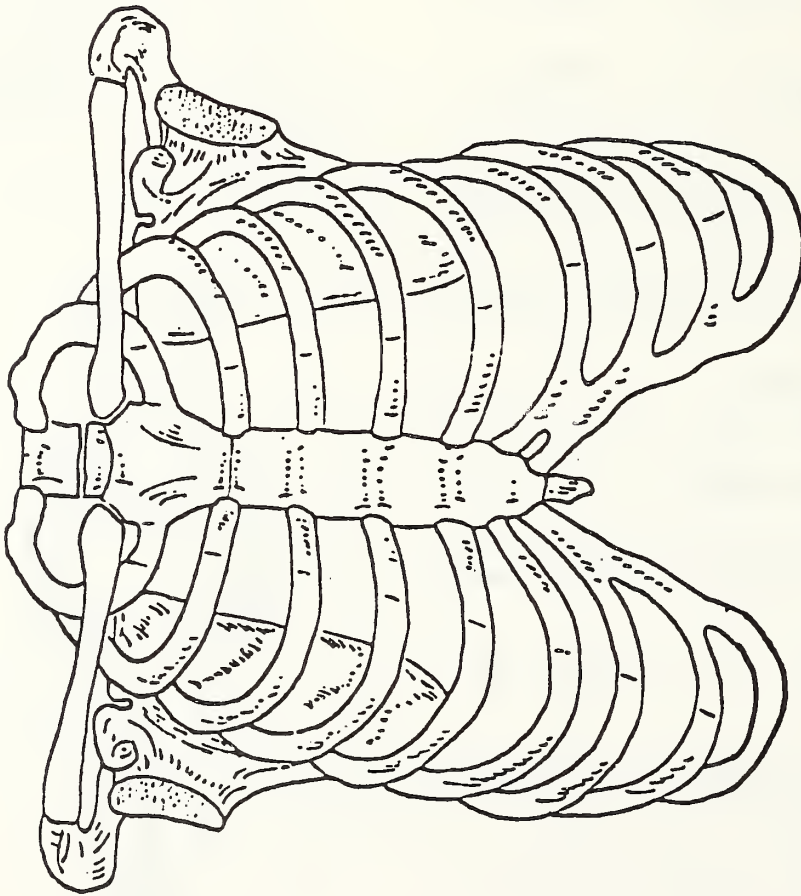
Anthropometrical Data

Body weight 67 kg

Body length 167 cm

- 1. Hat dimension 57 cm
- 2. Head circumference 66 cm
- 3. Neck circumfer. 36 cm
- 4. Upper arm circumfer. 25 cm
- 5. Chest circumfer. 80 cm
- 6. Chest height 19 cm
- 7. Chest width 28 cm
- 8. Abdomen circumfer. 75 cm
- 9. Buttocks - shoulder 72 cm
- 10. Seat height 95 cm
- 11. Pelvis - knee 57 cm
- 12. Sole of foot - knee 48 cm
- 13. Pelvis - heal 93 cm





Number of rib fractures . . . 3 . . .

Run No. H 8208

a) Subject:

Male, 61 years, body weight 99 kg, body length 172 cm (further anthropometric data s. incl.), cause of death: drown

b) Test conditions:

Lateral collision, APR-Padding, impact velocity 31 km/h.

c) Instrumentation:

Sled deceleration, 9-accelerometer head, 12-accelerometer thorax, 3-accelerometer pelvis, lung pressure, shoulder force, pelvis force.

d) Medical findings:

Body surface: No injuries.

Head: No injuries.

Thorax: Frac-ture of the 3d and 5th rib right in the front axillar line, fracture of the 10th rib right in the paravertebral region. Fracture of the 3d to 9th rib left in the scapula line and in the front axillar line. Fracture of the 10th rib in the medium axillar line (incl.)

Abdomen: Rupture of the liver, 5 cm long.

Vertebral Column: Laceration of the ligamentum anterius between C 5 and C 6. Multiple fracture of the 10th thoracic vertebral body. Fracture of the left upper corner of the 11th thoracic vertebral body. Laceration of the ligamentum anterius in this area. Segment

separation of Th 10. Fracture of the processus spinosus of Th 10. Luxation fracture of the vertebral joints Th 10. Fracture in the spinal osteochondrosis C 5 / C 6. Laceration in the vertebral disc C 5 / C 6. Ventral laceration in the vertebral disc Th 1 / Th 2. Hemorrhage in the interspinal space Th 1 / Th 2. Fracture of the occiput joint condylus left.

Extremities:

Mid-shaft fracture of the humerus left. Hemorrhages and lacerations in this area.

e) AIS- Severity:

Body surface 0, head 0, thorax 4, abdomen 5, vertebral column 4, extremities 2, MAIS 5.

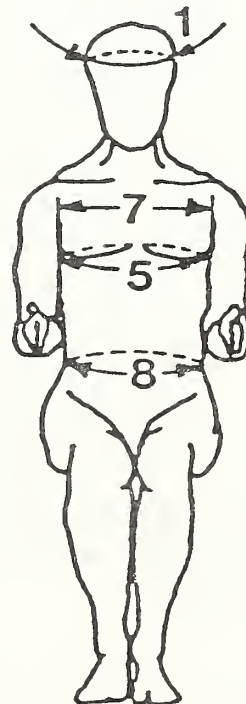
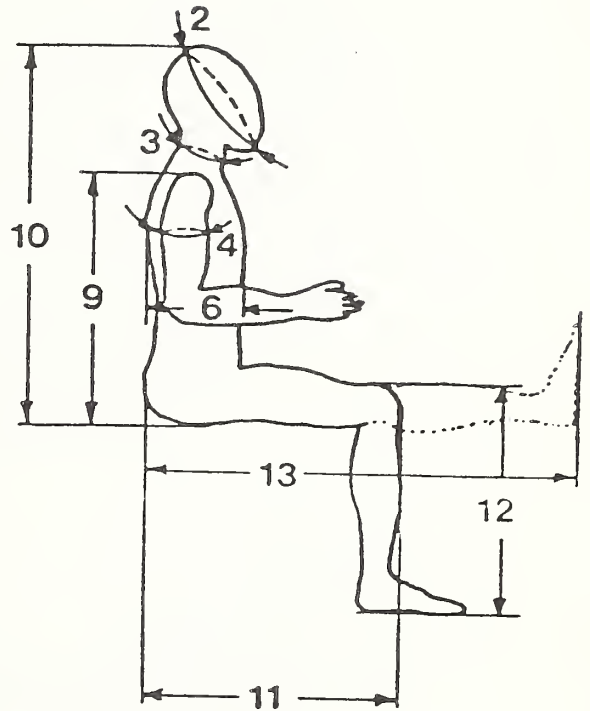
BENDING TESTS

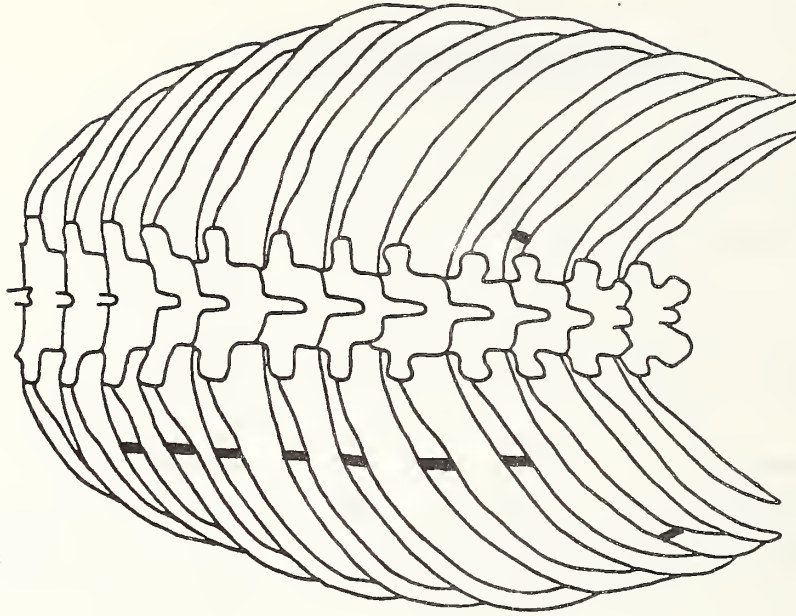
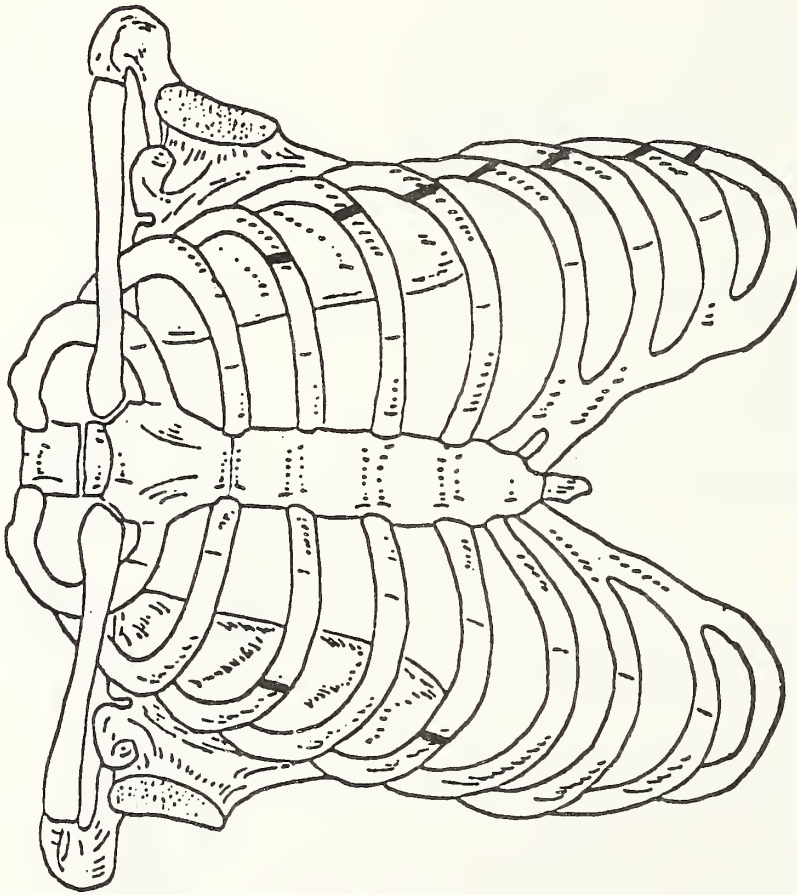
Run No. H 8208

	max. Force (N)	max. Deflexion (mm)	Cross Section (mm ²)
6th rib	104	2	27
7th rib	was broken during the crash		

Anthropometrical Data

- Body weight ...⁹⁹ kg
 Body length ...¹⁷² cm
1. Hat dimension⁵⁶...cm
 2. Head circumference.....⁷⁰...cm
 3. Neck circumfer.⁴⁷...cm
 4. Upper arm circumfer.³⁵...cm
 5. Chest circumfer.¹⁰⁸...cm
 6. Chest height²⁸...cm
 7. Chest width³⁸...cm
 8. Abdomen circumfer.¹¹³...cm
 9. Buttocks - shoulder⁷⁵...cm
 10. Seat height⁹⁸...cm
 11. Pelvis - knee⁵⁷...cm
 12. Sole of foot - knee⁵⁴...cm
 13. Pelvis - heal⁹⁸...cm





Number of rib fractures 18

Run No. 8221

a) Subject:

Male, 48 years, body weight 99 kg, body length 180 cm, (further anthropometric data s. incl.), cause of death: acute poisoning.

b) Test conditions:

Lateral collision, APR padding, impact velocity 32 km/h.

c) Instrumentation:

Sled deceleration, 9-accelerometer head, 12-accelerometer thorax, 3-accelerometer pelvis, lung pressure, shoulder force, pelvis force.

d) Medical findings:

Body surface: No injuries.

Head: No injuries.

Thorax: Fracture of the 3rd to 11th rib left paravertebral. Laceration of the pleura in the fracture area of the 6th, 8th, 9th and 10th rib. Fracture of the 3rd, 4th and 5th rib left in the cartilage area and in the cartilage-bone transition. Fracture of the 6th rib left in the front axillar line. Fracture of the 7th and 8th rib left in the cartilage area. Fracture of the 9th, 10th and 11th rib left in the medium axillar line. Fracture of the 3rd rib right in the front axillar line; fracture of the 8th, 9th and 10th rib right in the rear axillar line.

Abdomen: No injuries.

Pelvis: No injuries.

Vertebral column: Hemorrhages in the vertebral discs C2/C3, C3/C4, C4/C5, C5/C6 and C6/C7 dorsal.

e) AIS-Severity: Body surface 0, head 0, thorax 4, abdomen 0, pelvis 0, vertebral column 1, MAIS 4.

Anthropometrical Data

Body weight⁹⁹ kg

Body length¹⁸⁰ cm

1. Hat dimension⁵⁵ cm

2. Head circumference.....⁶³ cm

3. Neck circumfer.⁴⁴ cm

4. Upper arm circumfer.³¹ cm

5. Chest circumfer.¹⁰⁶ cm

6. Chest height²⁶ cm

7. Chest width³⁶ cm

8. Abdomen circumfer.¹⁰² cm

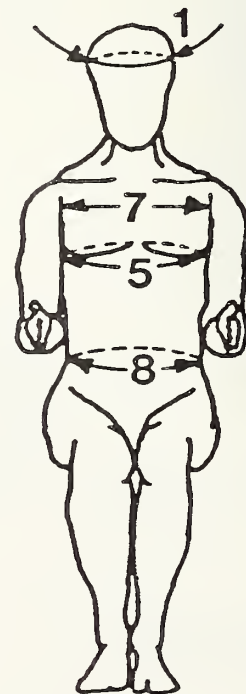
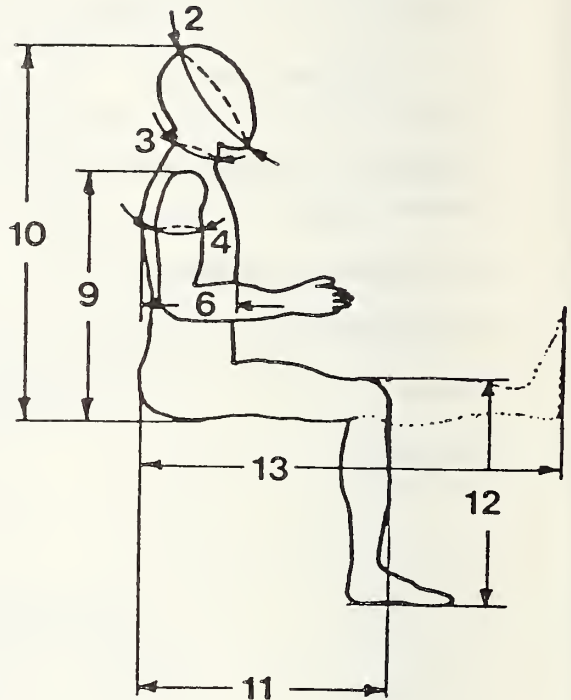
9. Buttocks - shoulder⁷³ cm

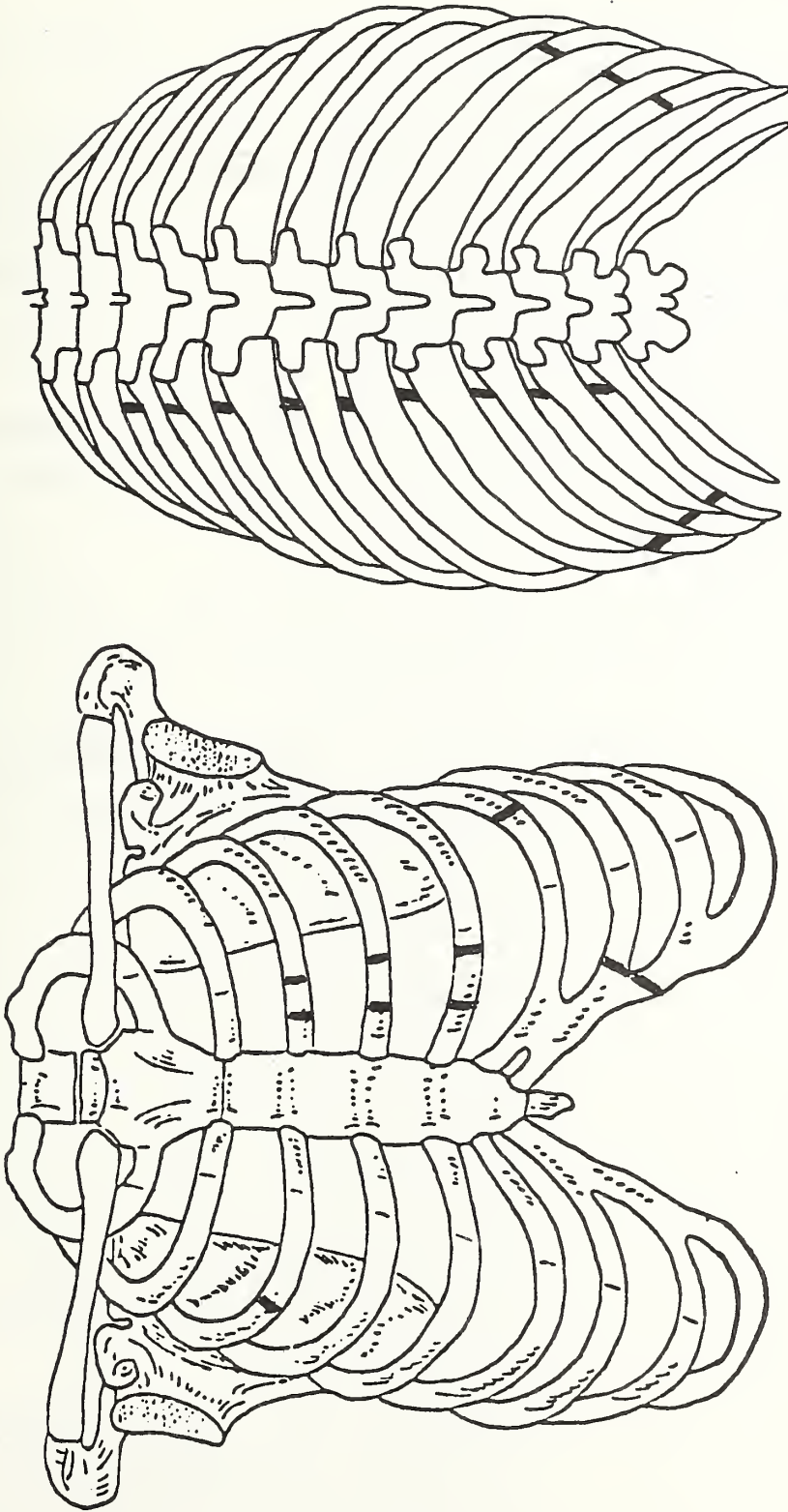
10. Seat height⁹⁴ cm

11. Pelvis - knee⁶¹ cm

12. Sole of foot - knee⁵⁶ cm

13. Pelvis - heal¹⁰⁶ cm





Number of rib fractures 25

Run No. H8222

a) Subject:

Male, 50 years, body weight 77 kg, body length 167 cm, (further anthropometric data, s. incl.), cause of death: acute poisoning.

b) Test conditions:

Lateral collision, APR-padding, impact velocity 32 km/h.

c) Instrumentation:

Sled deceleration, 9-accelerometer head, 12-accelerometer thorax, 3-accelerometer pelvis, lung pressure, shoulder force, pelvis force.

d) Medical findings:

Body surface:

No injuries.

Head:

No injuries.

Thorax:

Fracture of the 3rd and 4th rib left in the medium axillar line; fracture of the 5th to 7th rib in the front axillar line. Fracture of the 1st, 2nd, 8th and 9th rib left in the rear axillar line. Fracture of the 1st to 10th rib in the paravertebral region. Fracture of the 8th rib left in the medium scapula line. Fracture of the 4th and 5th rib right in the front axillar line, of the 2nd and the 3rd rib in the rear axillar line; fracture of the 1st rib right in the paravertebral region.

Abdomen:

Rupture of the spleen (8 cm long, 5 mm deep), laceration of the spleen tissue in the near of the hilus (3 cm long, 5 mm deep).

Pelvis:

No injuries.

Vertebral column: Hemorrhages in the vertebral discs
C3/C4, C4/C5, C5/C6 dorsal. Rupture
of the vertebral disc C5/C6.

Extremities: No injuries.

e) AIS-Severity: Body surface 0, head 0, thorax 4,
abdomen 5, pelvis 0, vertebral column 2,
extremities 0, MAIS 5.

BENDING TESTS

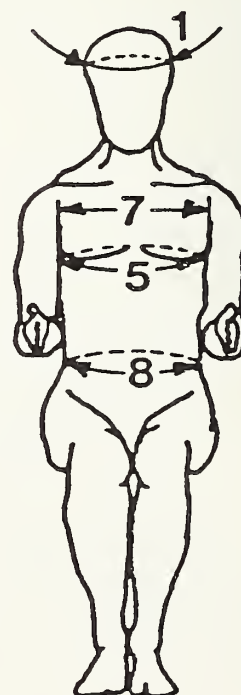
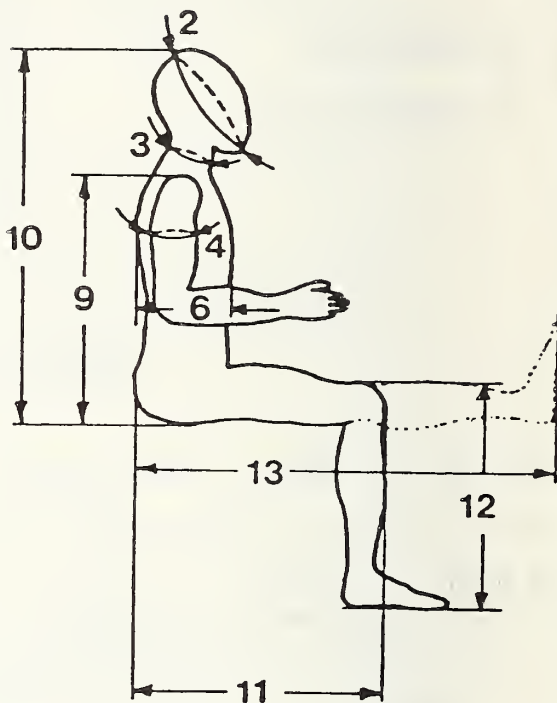
Run No.	Rib	max. Force (N)	max. Deflexion (mm)	Cross Section (mm ²)
H 8222	6th	138	3,15	28,6
	7th	158	3,4	27,9

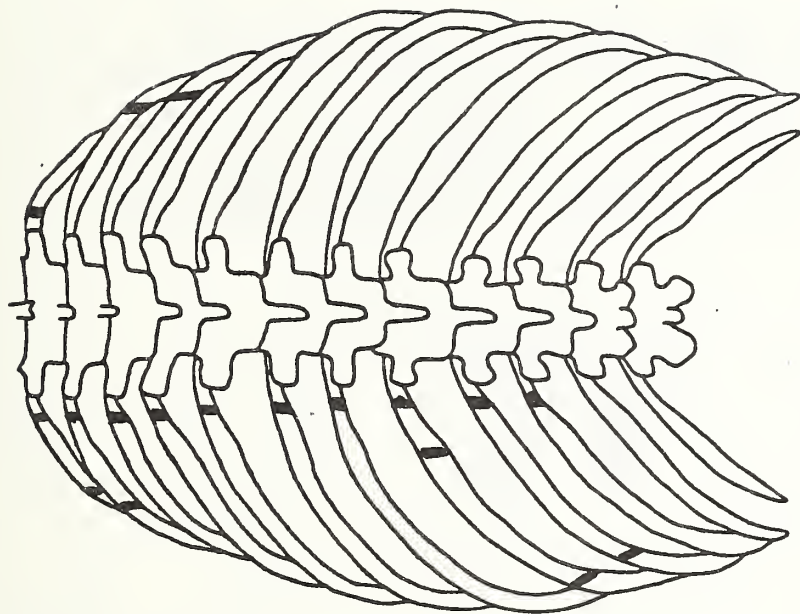
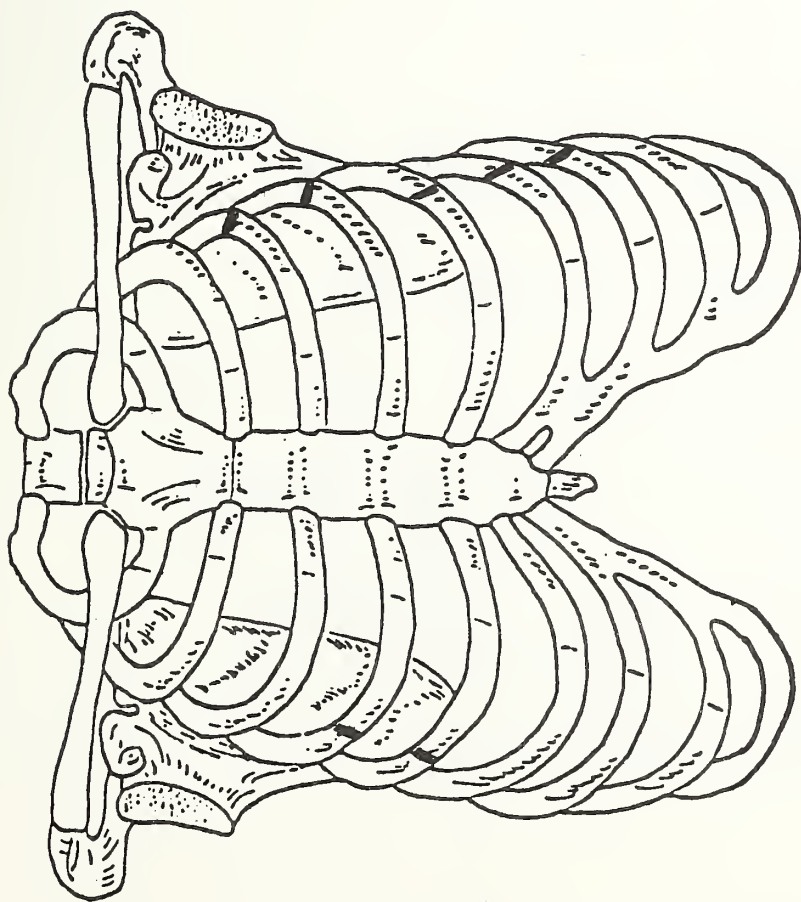
Anthropometrical Data

Body weight77 kg

Body length167 cm

- 1. Hat dimension55 cm
- 2. Head circumference.....64 cm
- 3. Neck circumfer.38 cm
- 4. Upper arm circumfer.28 cm
- 5. Chest circumfer.95 cm
- 6. Chest height22 cm
- 7. Chest width33 cm
- 8. Abdomen circumfer.85 cm
- 9. Buttocks - shoulder72 cm
- 10. Seat height93 cm
- 11. Pelvis - knee55 cm
- 12. Sole of foot - knee52 cm
- 13. Pelvis - heal86 cm





Number of rib fractures .25...

APPENDIX

VI

LATERAL IMPACT
CADAVER TESTS
INTO A WALL WITH
2, 6, 12' ' ENS. PAD.
IMPACT VELOCITY :
32 KM/H

ANTROPOMETRICAL DATA

Run No	Sex	AGE (Years)	Body Weight (kg)	Body Length (cm)	Hat size (cm)	Occip.- chin (cm)	Neck circumf. (cm)	Upper arm circumf. (cm)	Chest circumf. (cm)
H 8310	female	30	56	176	54	57	32	24	80
H 8311	male	26	61	188	56	62	31	22	87
H 8312	male	34	77	178	54	63	36	28	92
H 8320	female	17	52	153	51	59	32	24	72
H 8408	male	79	64	168	57	65	42	30	98
5	M 3 F 2	37.2	62	172.6	54.4	61.2	34.6	25.6	85.8

CONTINUE ANTROPOMETRICAL DATA

Run No	Chest height (cm)	Chest width (cm)	Abdom circumf. (cm)	Buttocks shoulder (cm)	Seat height (cm)	Pelvis knee (cm)	Sole of foot knee (cm)	Pelvis heel (cm)
H 8310	17	27	78	70	93	59	52	103
H 8311	21	31	75	71	96	65	58	111
H 8312	22	32	89	76	95	58	53	102
H 8320	18	25	62	62	83	54	45	88
H 8408	26	34	99	69	90	57	51	97
5	20.8	29.8	80.6	69.6	91.4	58.6	51.8	100.2

RIB. FRACT.

Run No	Impact Area Specific.	Collis. Veloc. (m/h)	Number Rib. Fract.	Number Rib.Fr Left sl	Left side Front	Number Rib.Fr Right	Right side Front
H 8310	6'' Ens	27	0	0	0	0	0
H 8311	12'' Ens	31	0	0	0	0	0
H 8312	6'' Ens	32	0	0	0	0	0
H 8320	6'' Ens	31	0	0	0	0	0
H 8408	2'' Ens	32	19	19	8	11	0
5	2'' Ens	30.6	3.8	3.8	1.6	2.2	0

AIS - SEVERITY

Run No	Body, Sur- face	Head	Thorax	Abdomen	Pelvis	Spine	Extrem .	MAIS
H 8310	0	0	0	0	0	2	0	2
H 8311	0	0	0	0	0	0	0	0
H 8312	0	0	0	0	0	1	0	1
H 8320	0	0	0	0	0	0	0	0
H 8408	0	0	4	0	0	2	0	4
5	0	0	.8	0	0	1	0	1

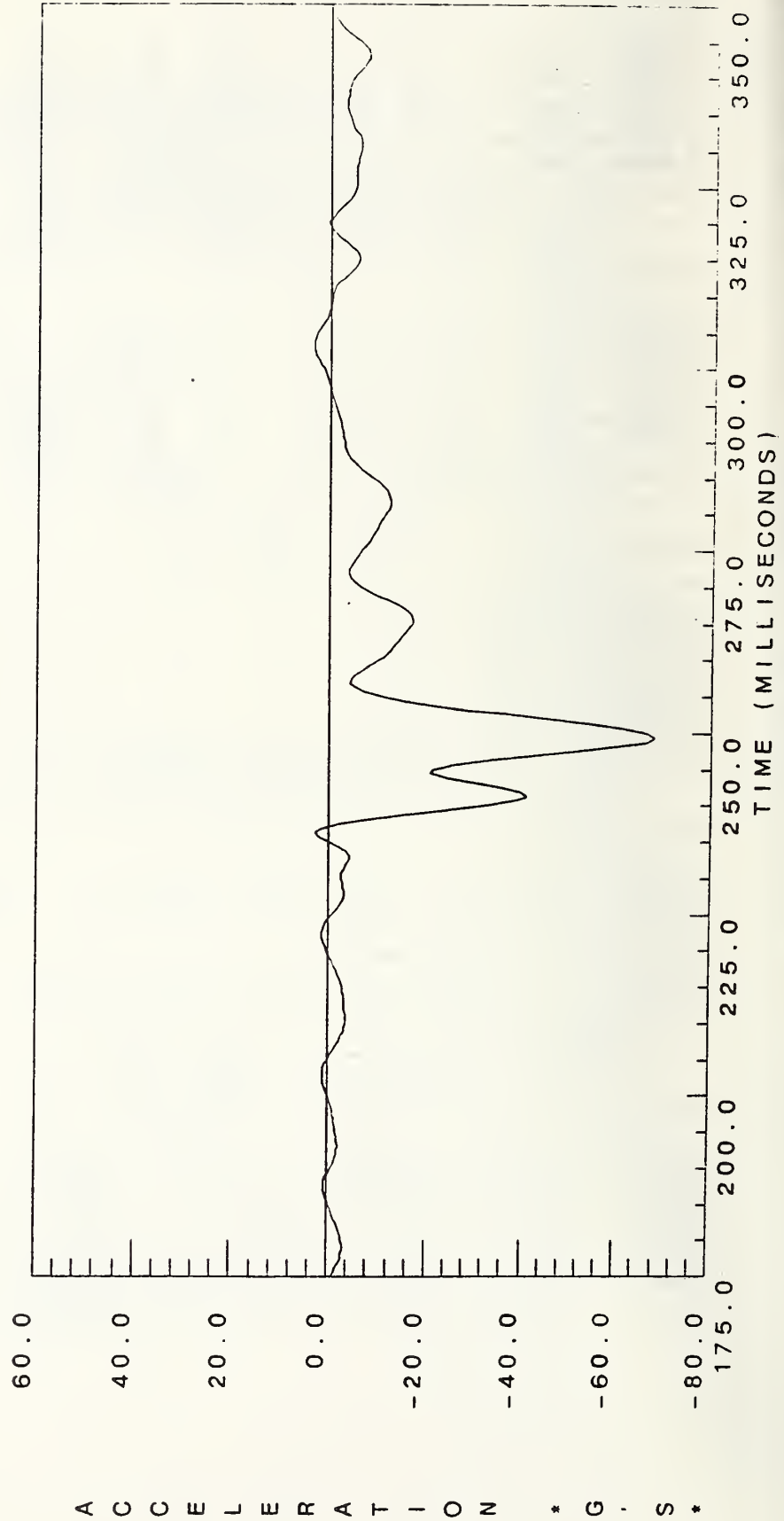
6th RIB

7th RIB

Run No	max. Force [N]	max. Defl. [mm]	Cross section [mm ²]	max. Force [N]	max. Defl. [mm]	Cross section [mm ²]
H 8310	296	2.45	34.7	280	2.25	46.0
H 8311	163.6	2.2	20.1	107.2	3.0	21.1
H 8312	215	5.8	39	228	4.0	29
H 8320	240	7.4	35	172	8.2	28
H 8408	346	3.6	48	200	5.0	37
5	252.1	4.29	35.36	197.4	4.49	32.22

Side Impact

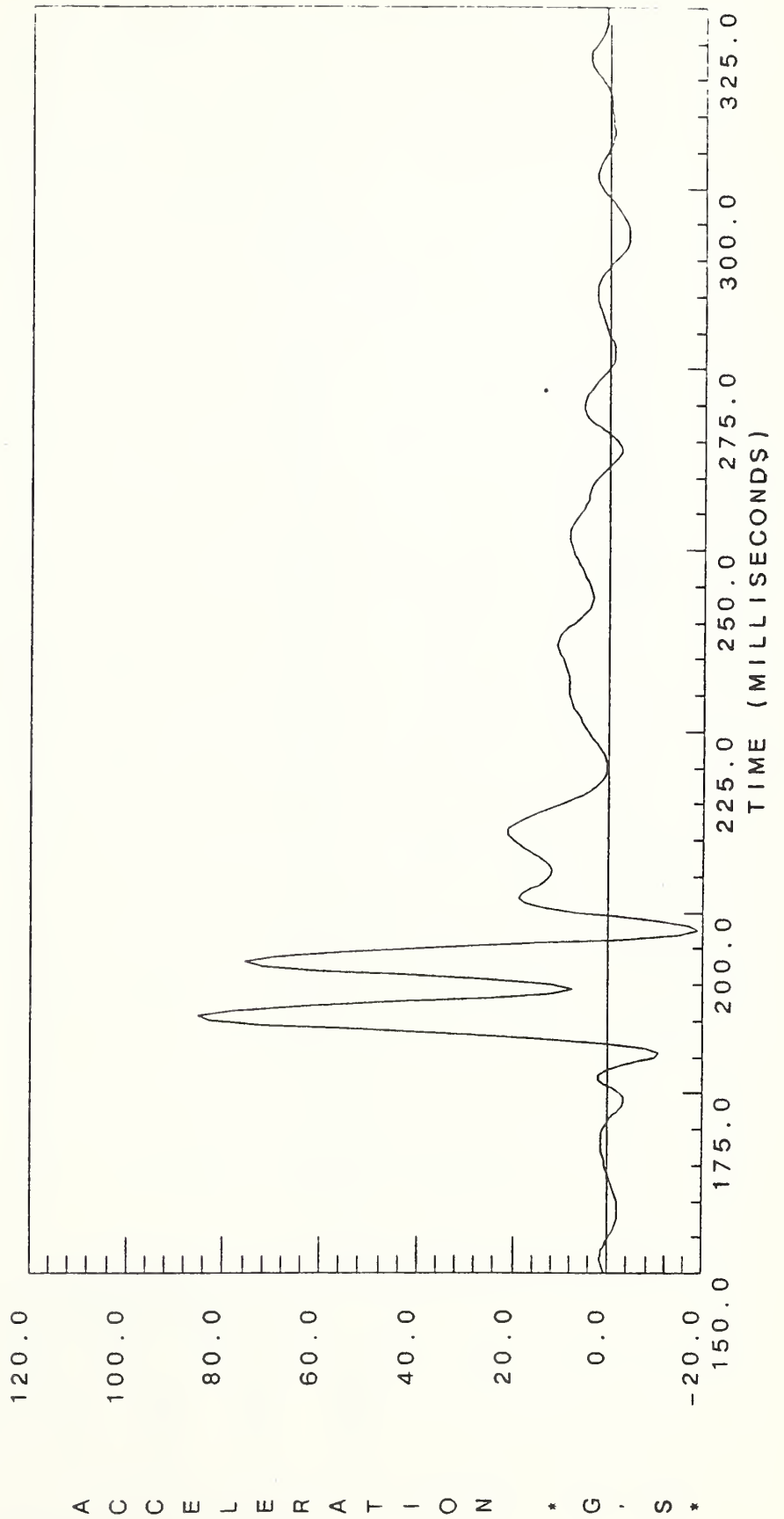
15 MPH Ensolite(6"), Upper Rib (Y)



A C C E L E R A T I O N * G * S *

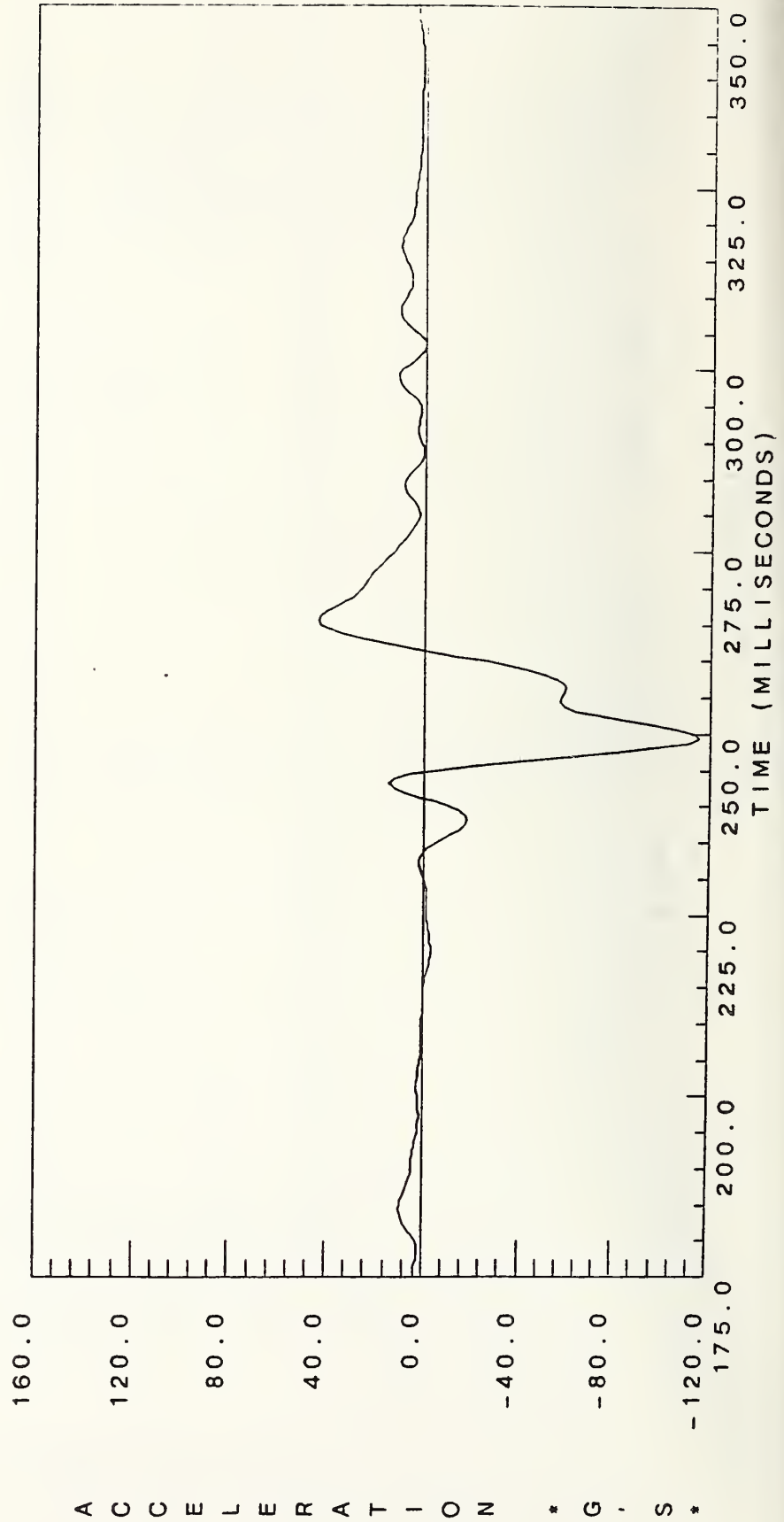
Side Impact

15 MPH Ensolite(6"), Lower Rib (Y)



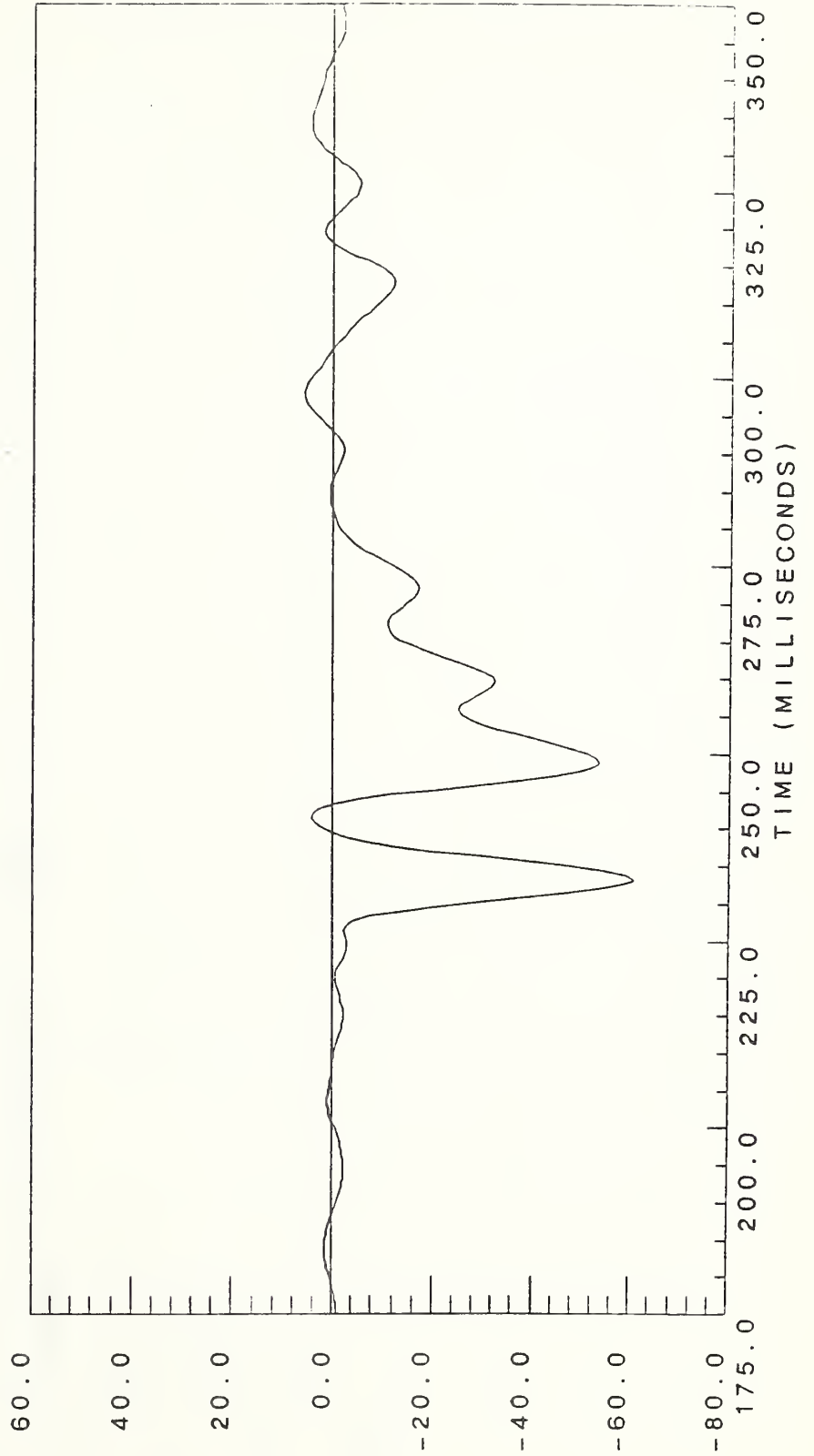
Side Impact

20 MPH Ensolite(1"), Upper Rib (Y)



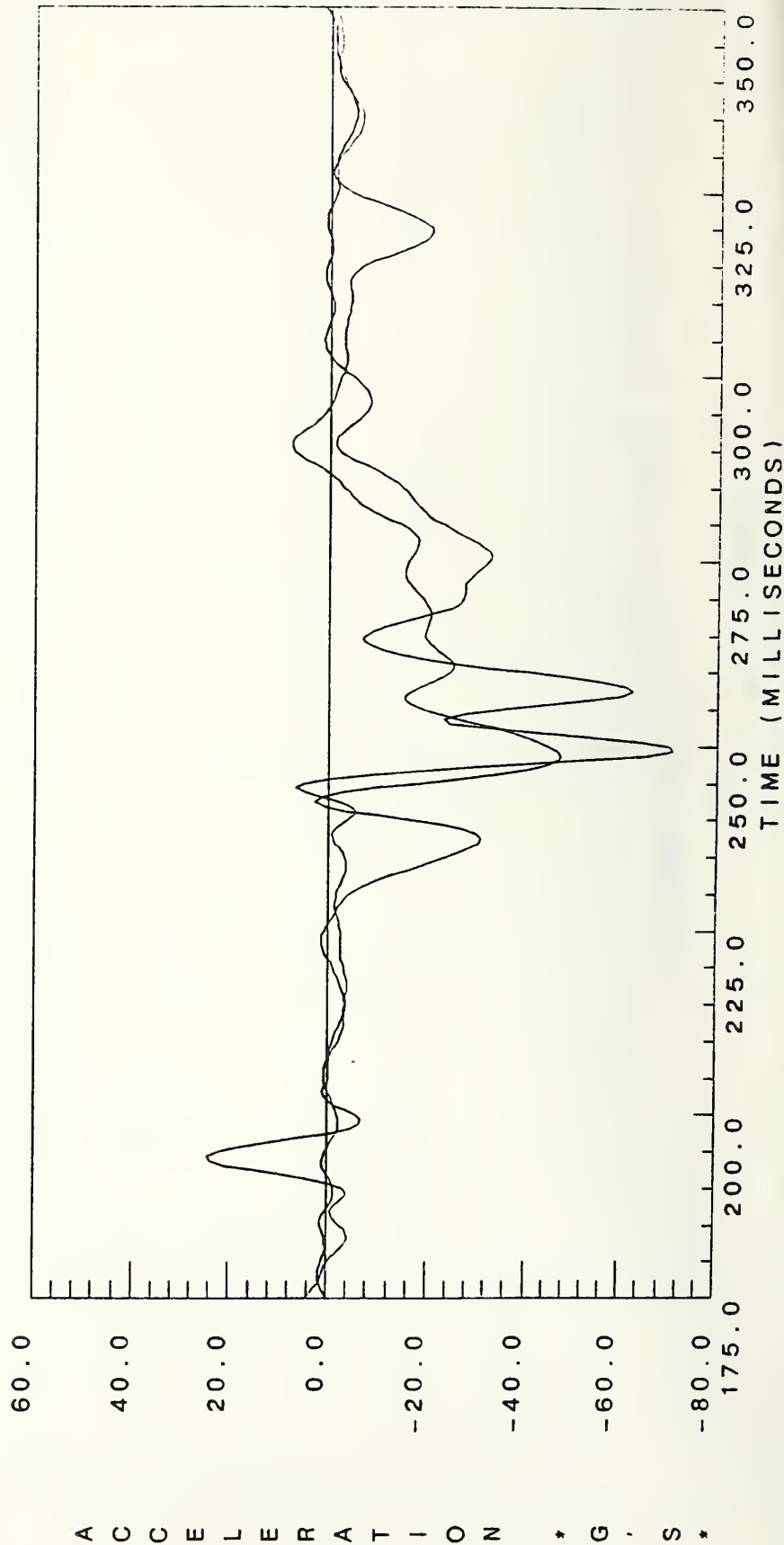
Side Impact

20 MPH Ensolite(6"), Upper Rib (Y)



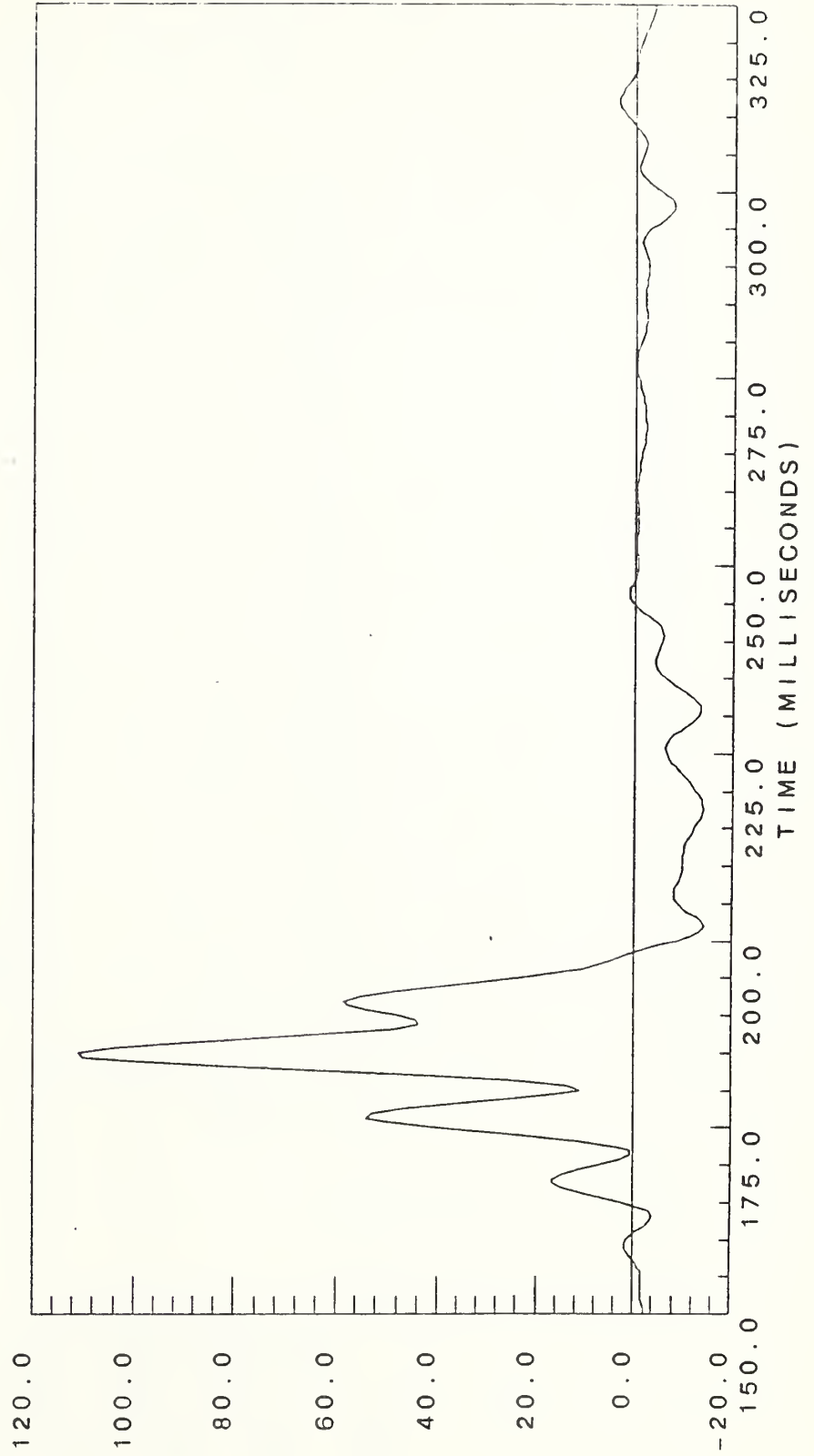
A C C E L E R A T I O N * G * S *

Side Impact
20 MPH Ensolite(12"), Upper Rib (Y)



Side Impact

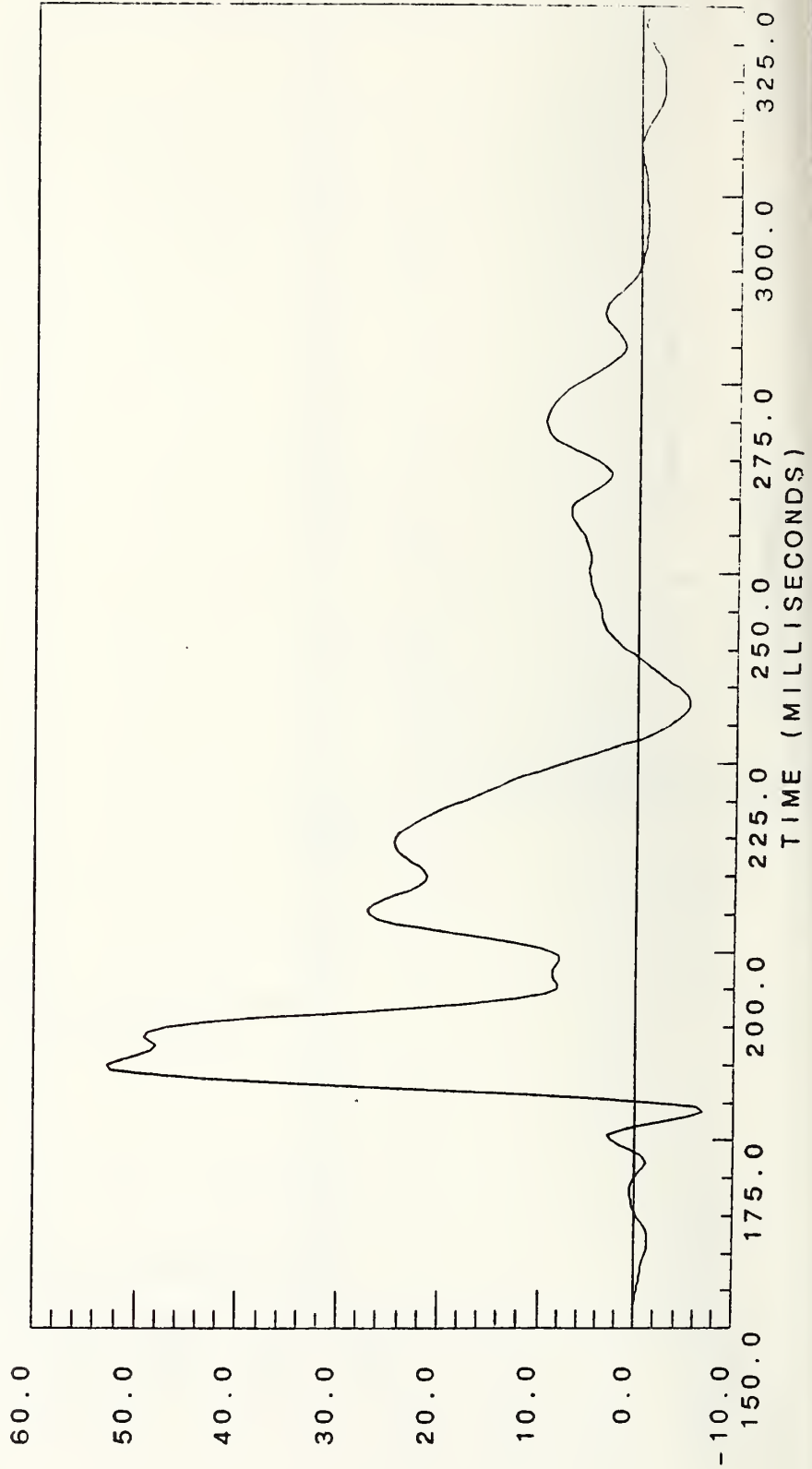
20 MPH Ensolite(1"), Lower Rib (Y)



A C C E L E R A T I O N * G * S *

Side Impact

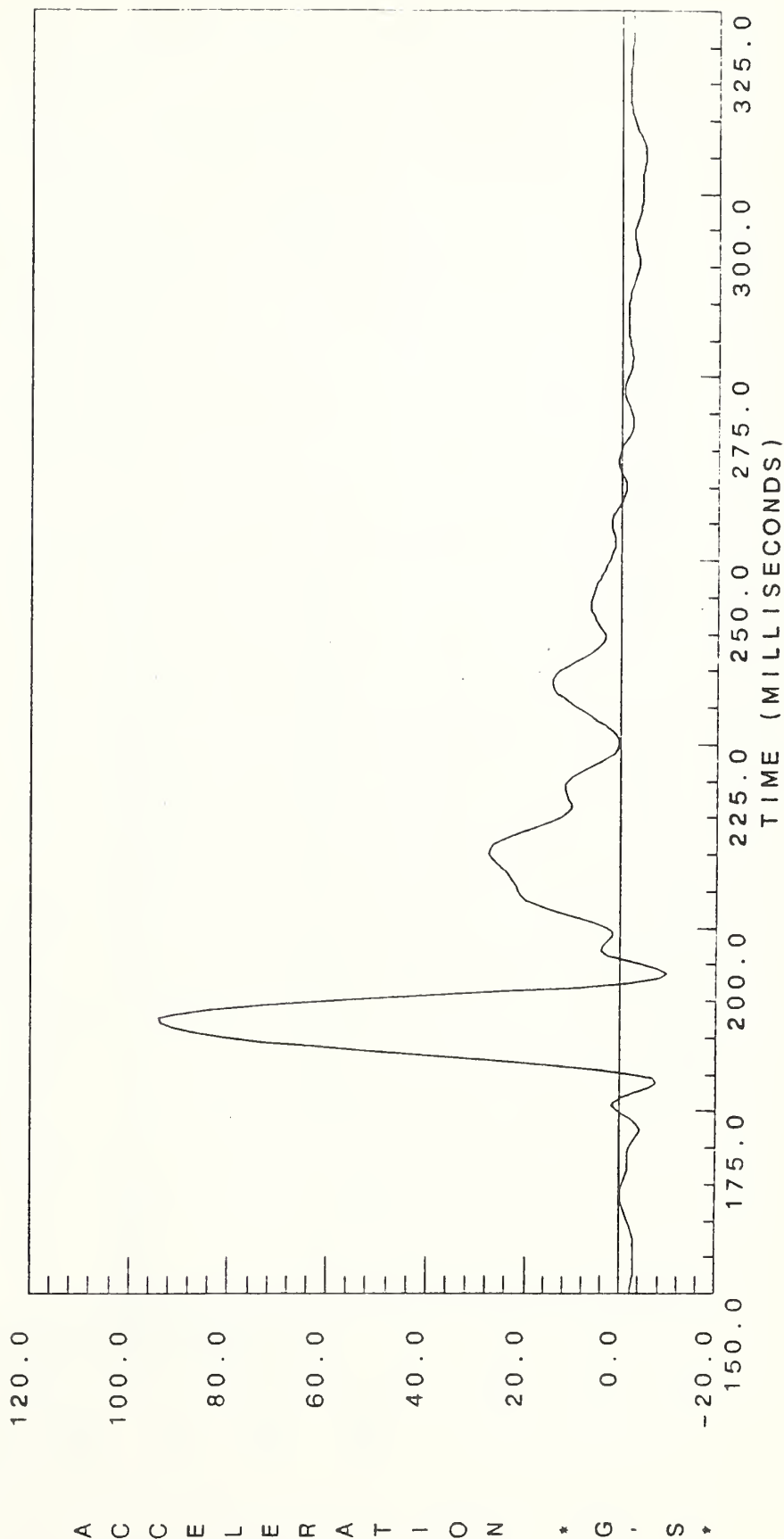
20 MPH Ensolite(6"), Lower Rib (Y)



A C C E L E R A T I O N * G * S *

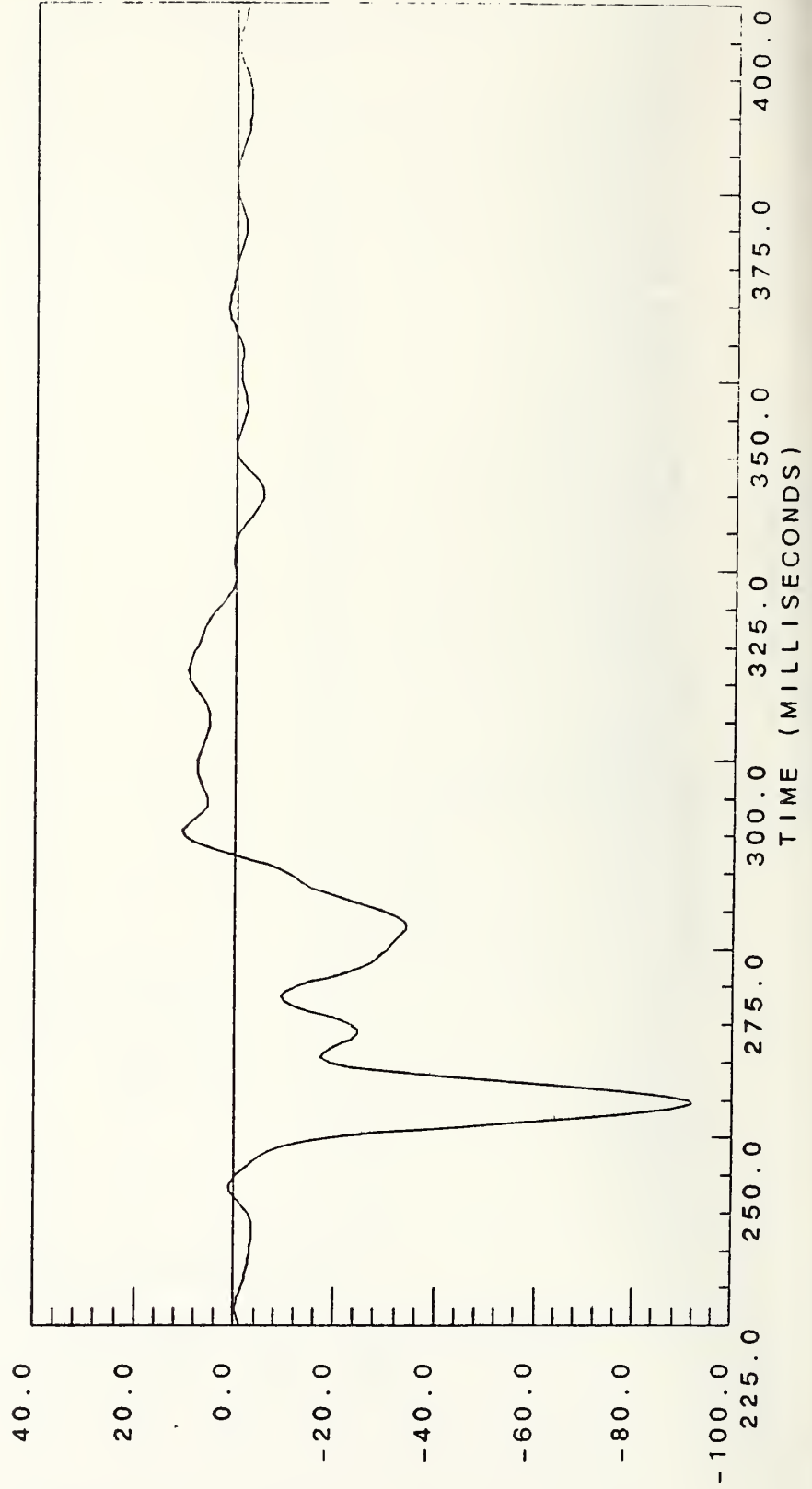
Side Impact

20 MPH Ensolite(12"), Lower Rib (Y)



Side Impact

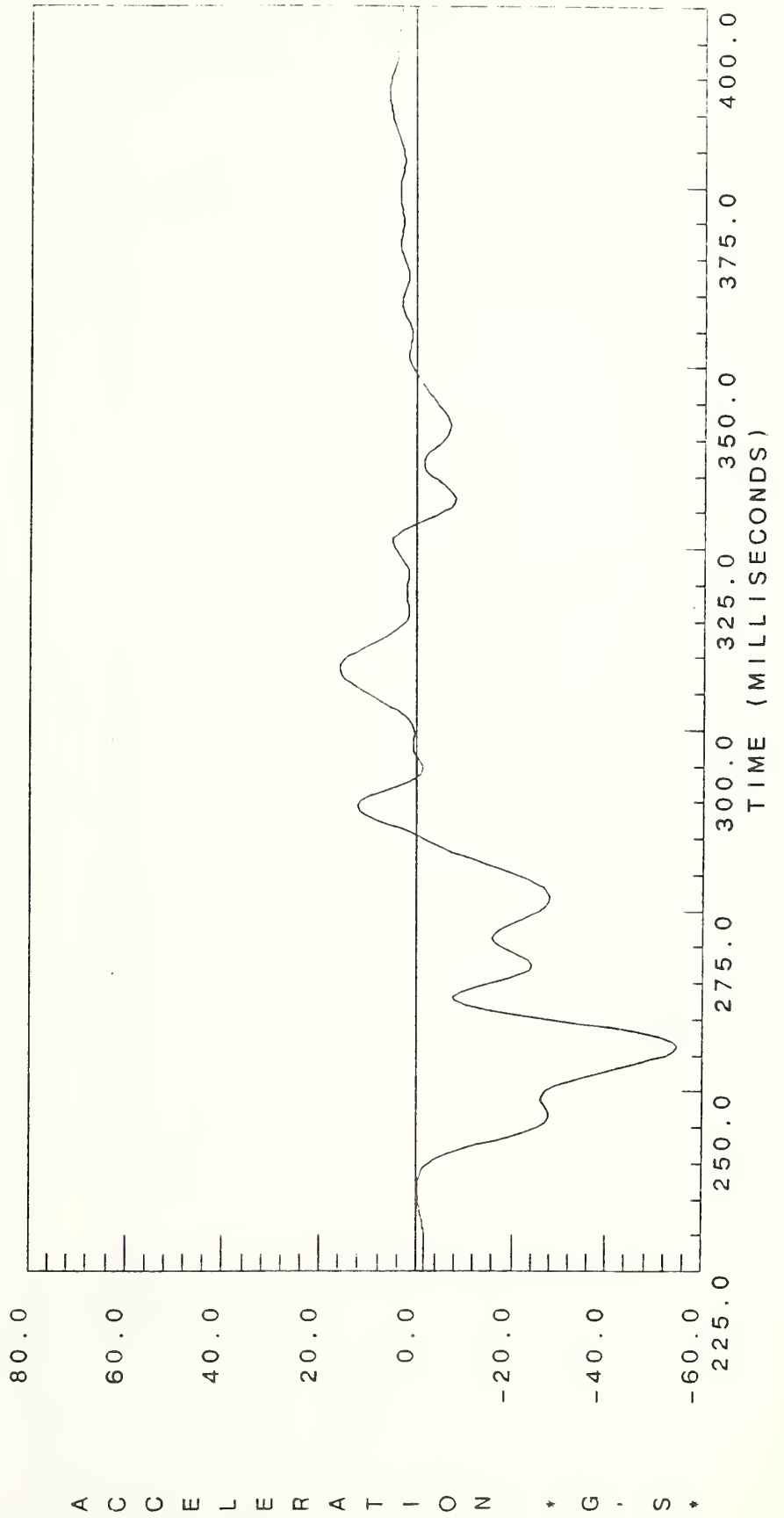
20 MPH Ensolite(12"), Upper Spine (Y)



A C C E L E R A T I O N * G * S *

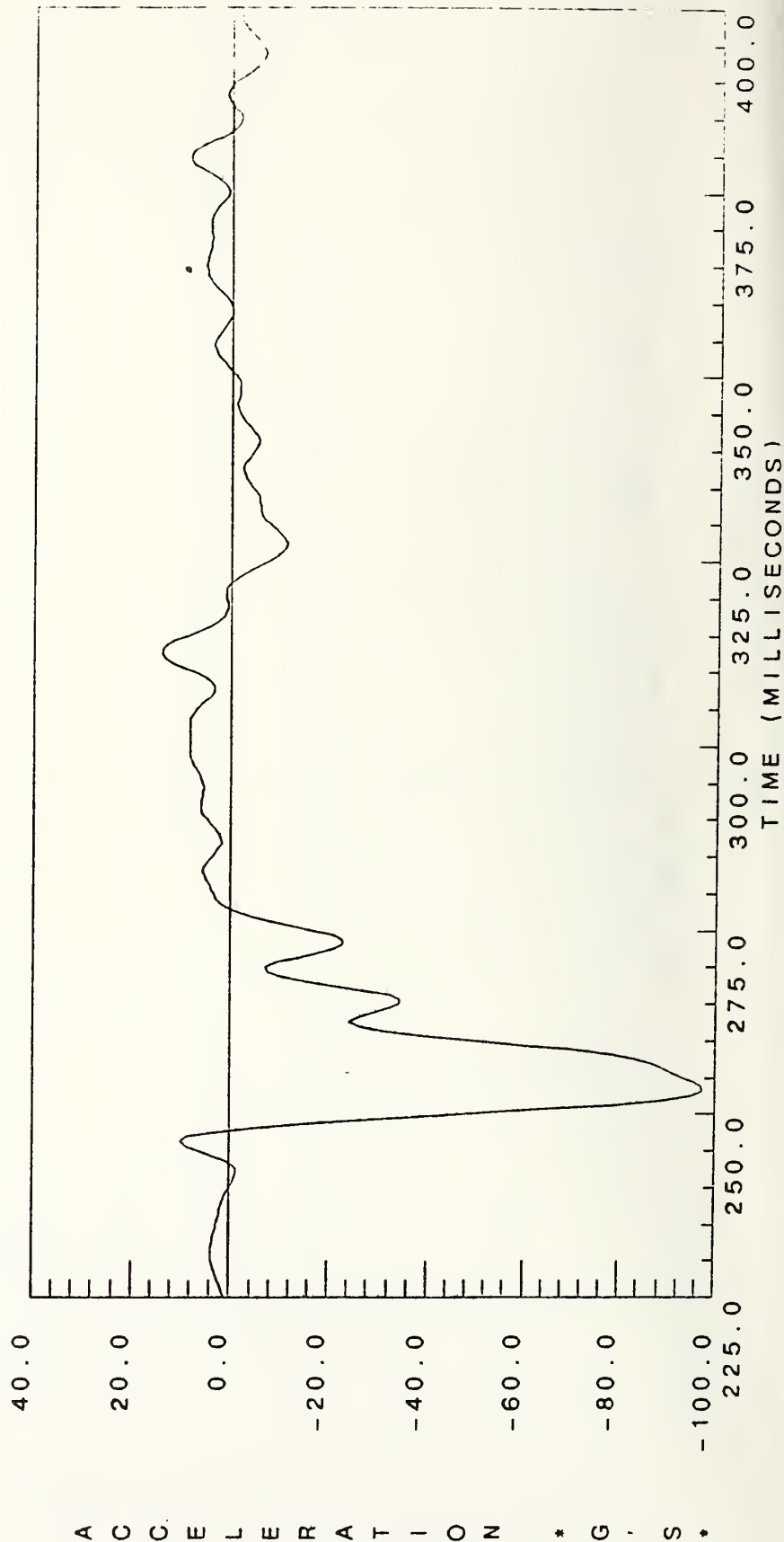
Side Impact

20 MPH Ensolite(6"), Upper Spine (Y)



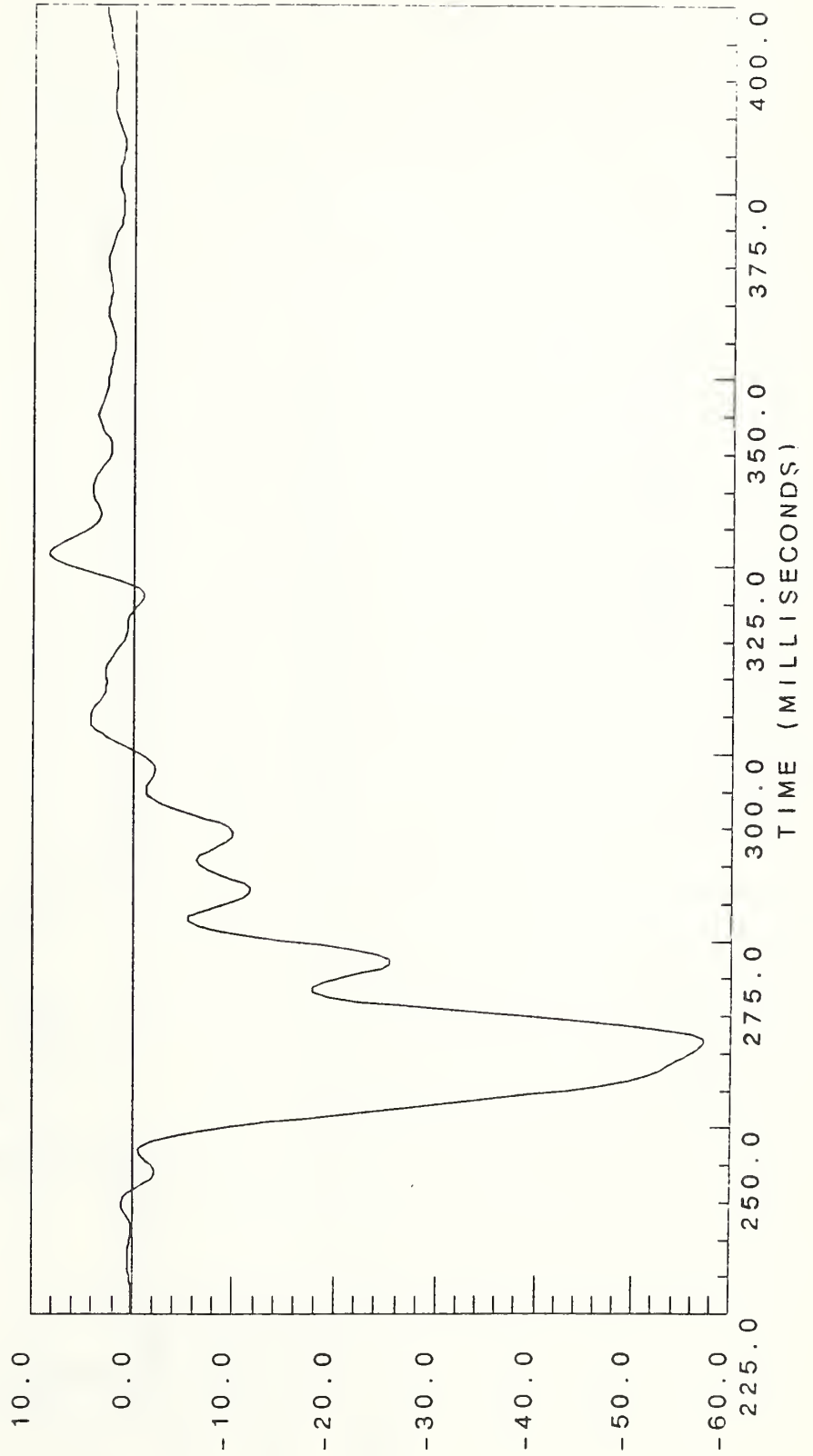
Side Impact

20 MPH Ensolite(1"), Upper Spine (Y)



Side Impact

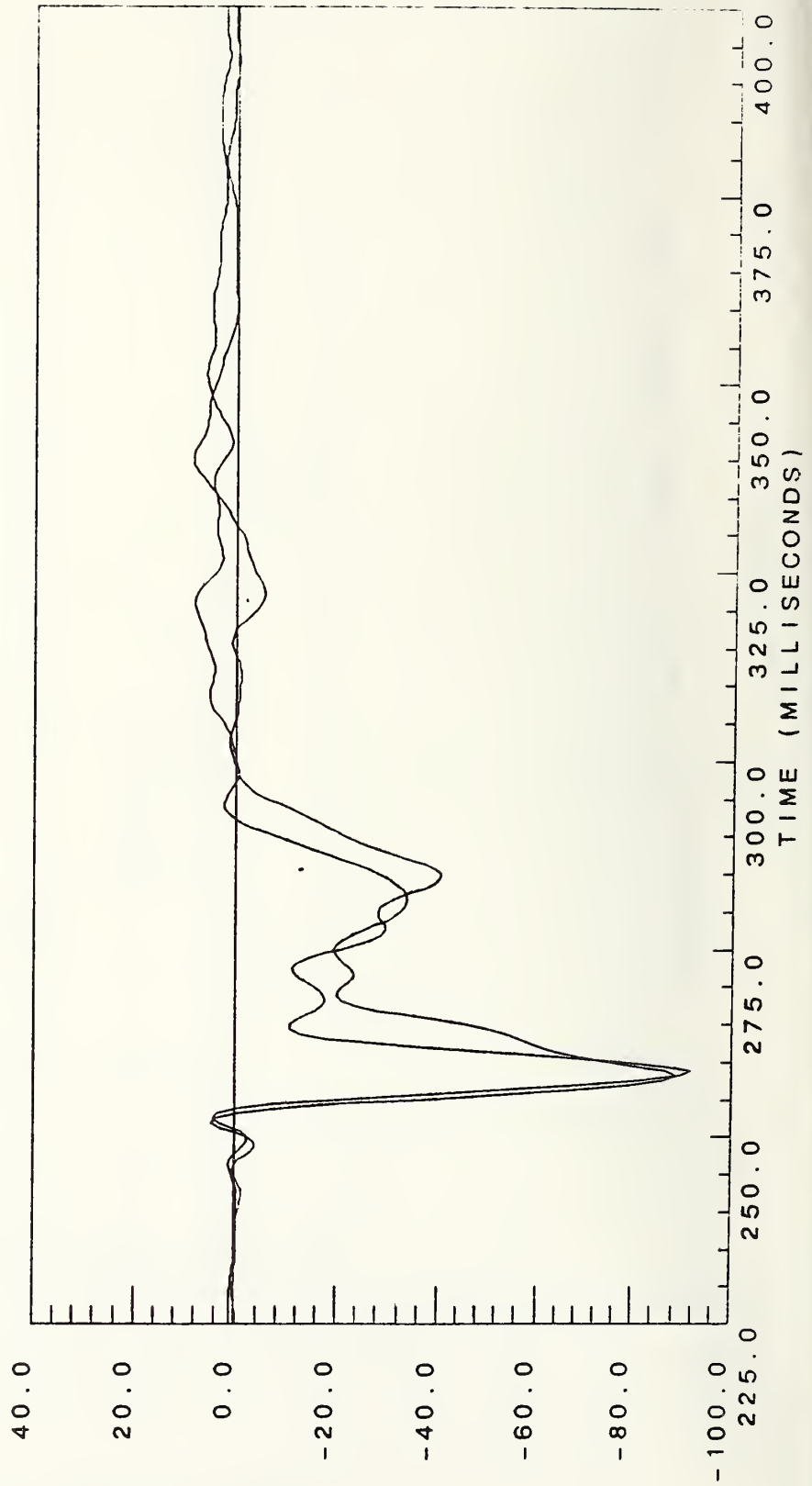
15 MPH Ensolite(6"), Lower Spine (Y)



A C C E L E R A T I O N * G * S *

Side Impact

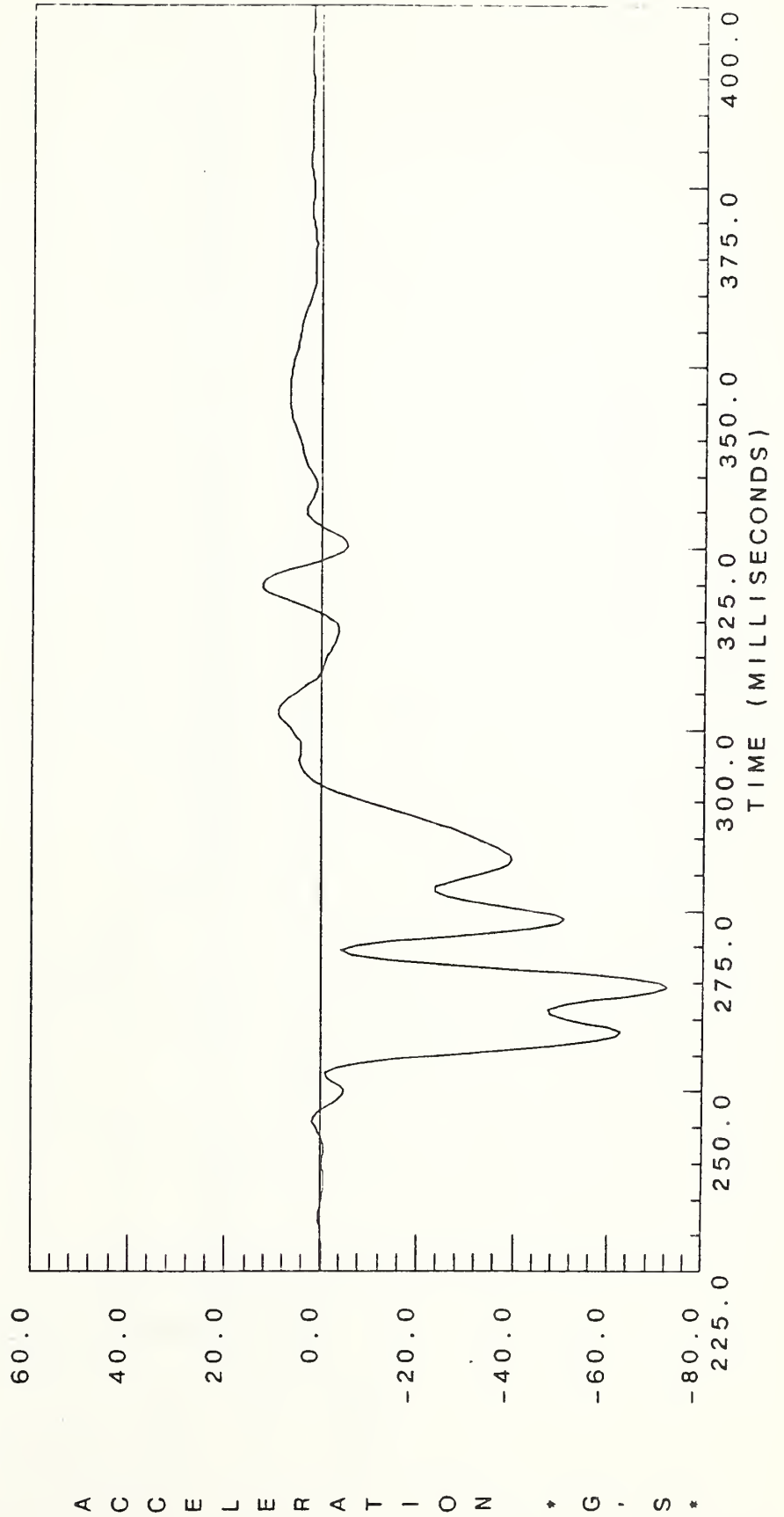
20 MPH Ensolite(12"), Lower Spine (Y)



A C C E L E R A T I O N * G * S *

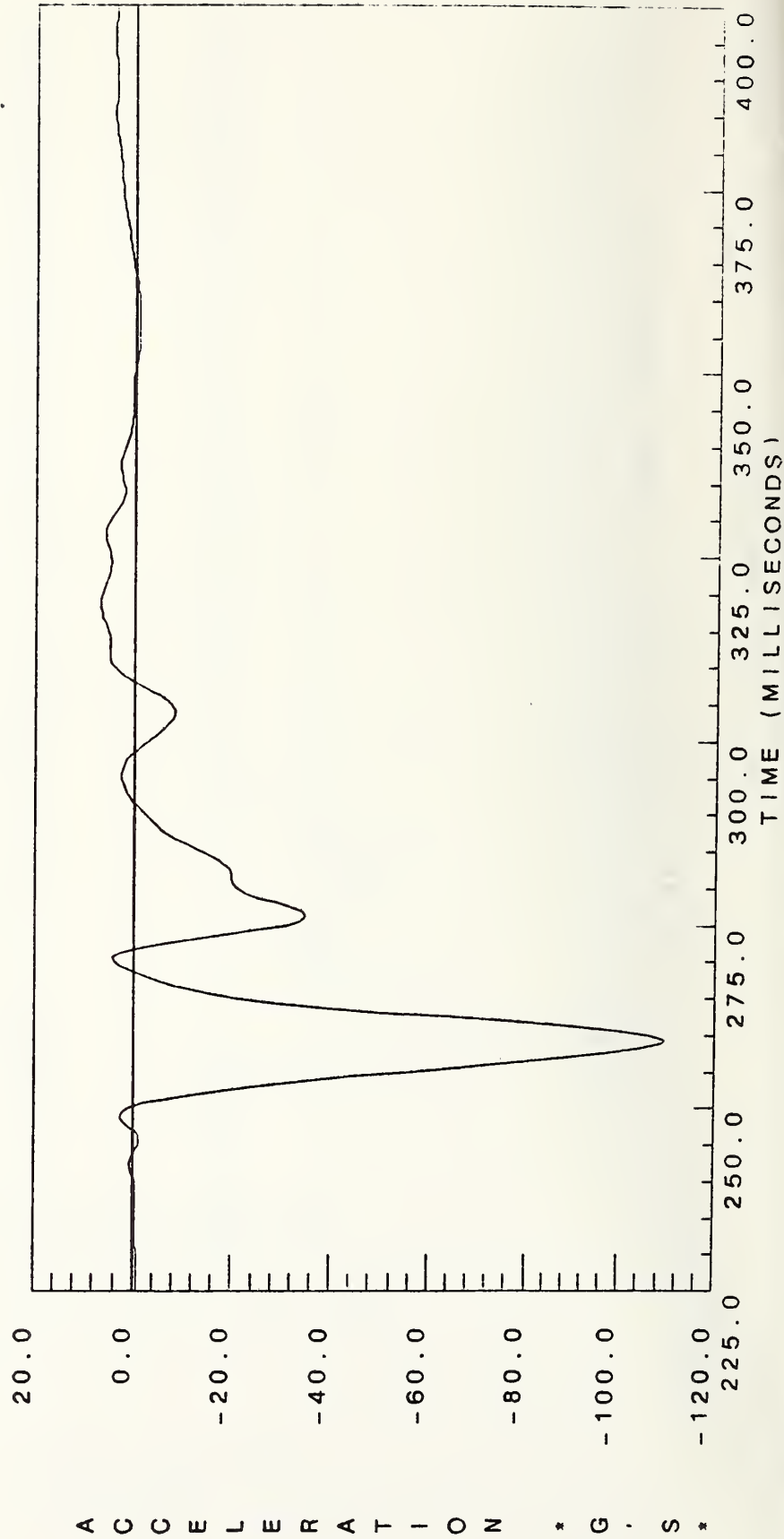
Side Impact

20 MPH Ensolite(6"). Lower Spine (Y)



Side Impact


20 MPH Ensolite(1"), Lower Spine (Y)



A C C E L E R A T I O N * G * S *

Side Impact

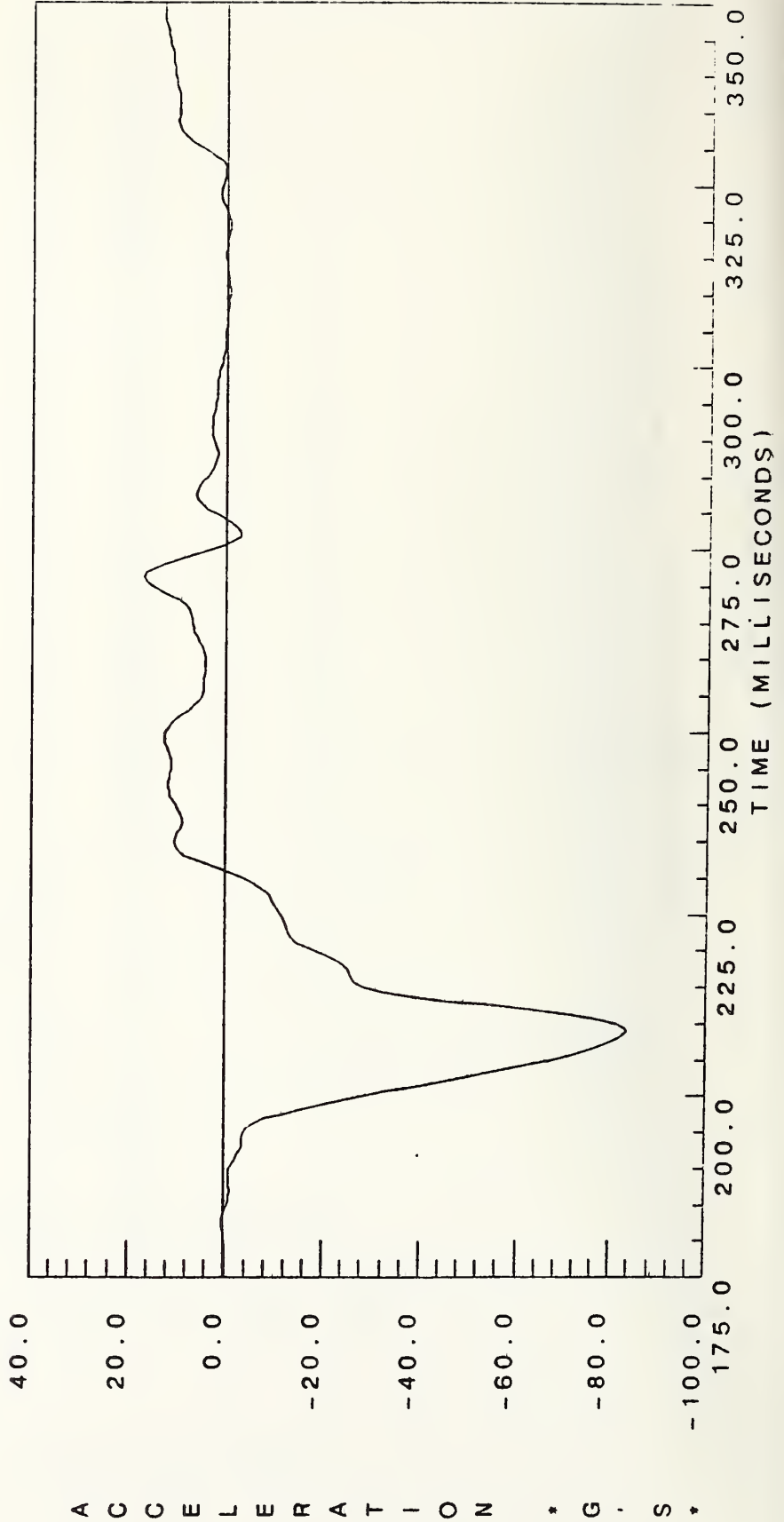
15 MPH Ensolite(6"), Pelvis (Y)



ACCELERATION * G * S *

Side Impact

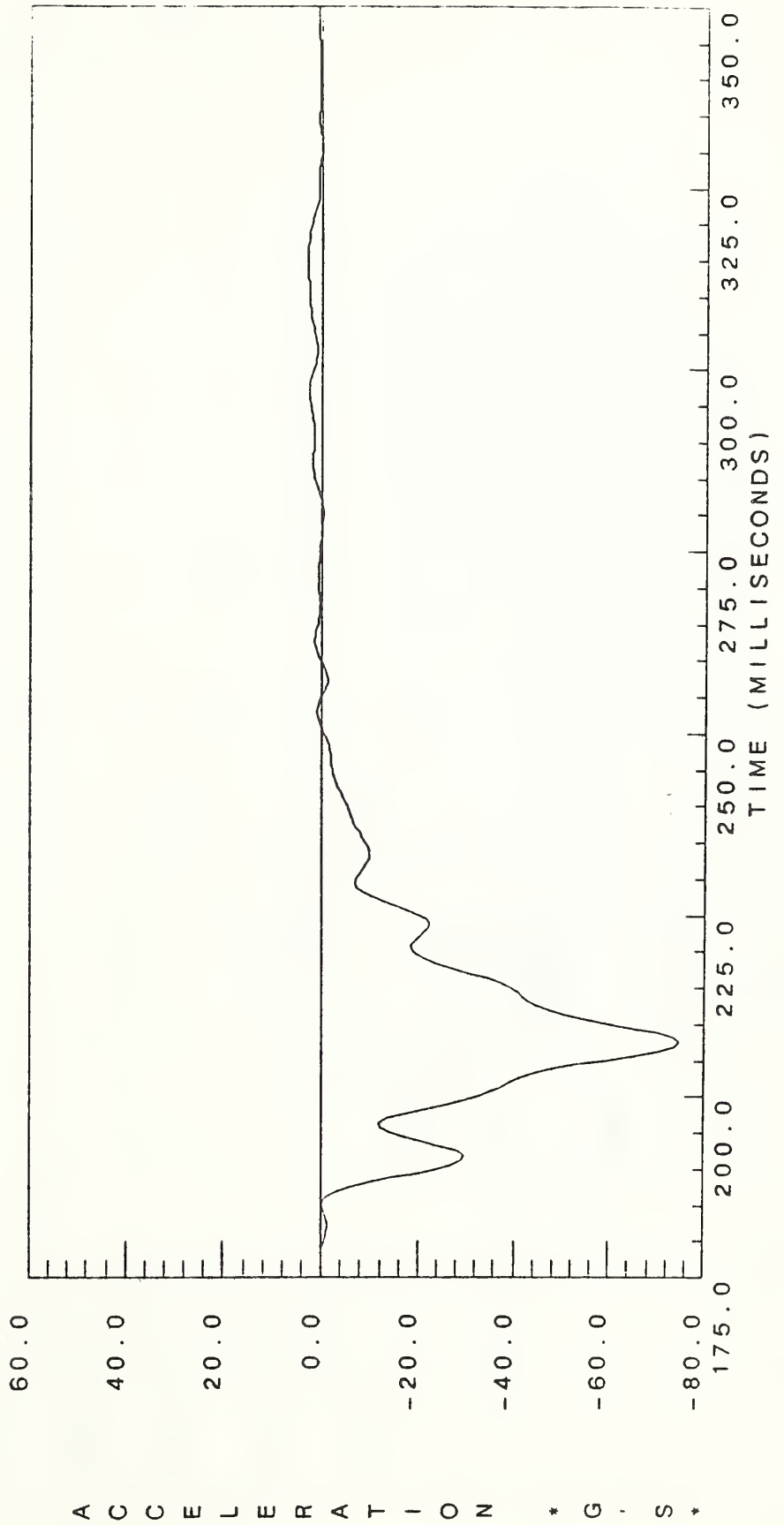
20 MPH Ensolite(1"), Pelvis (Y)



ACCELERATION * G * S

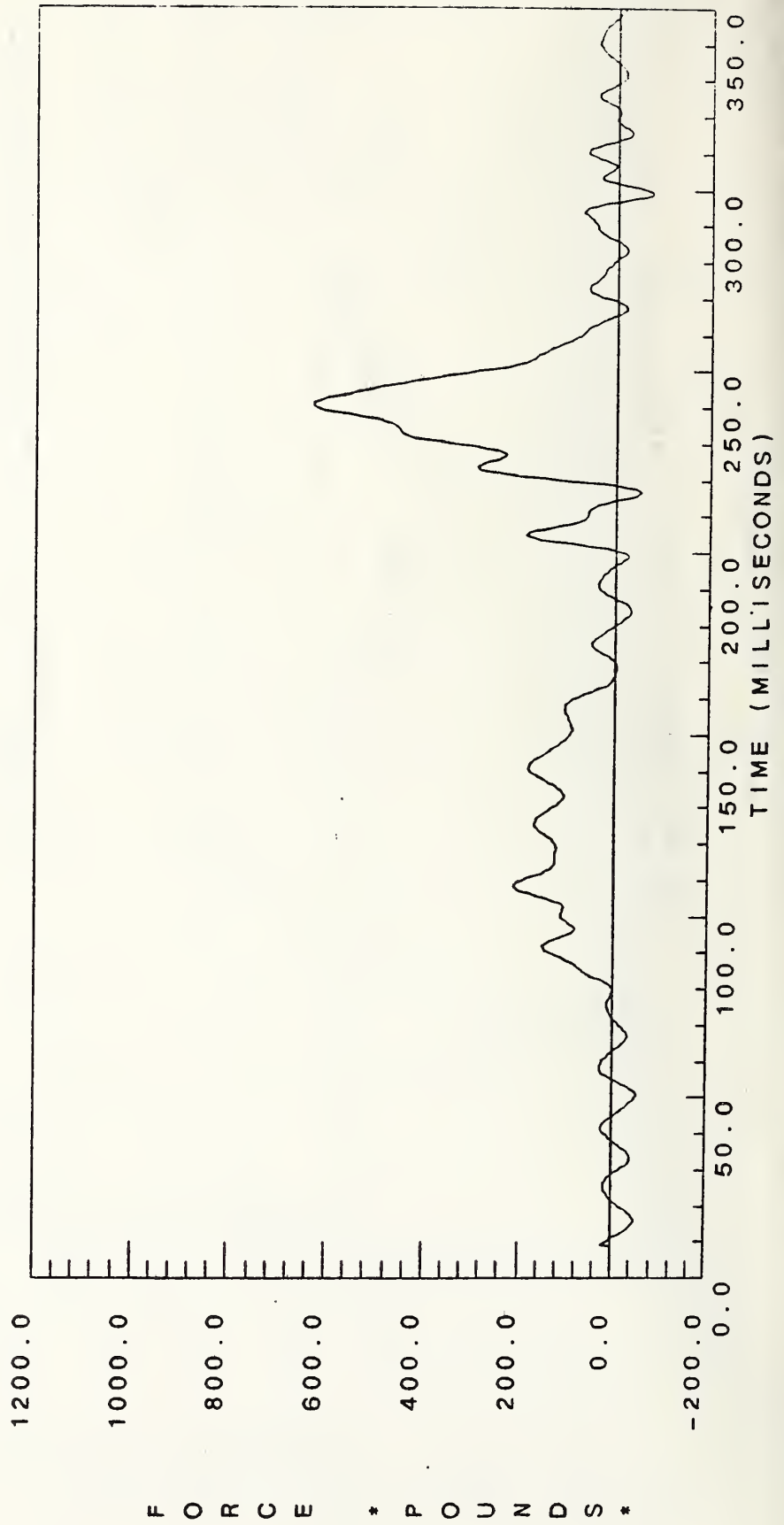
Side Impact

20 MPH Ensolite(12"), Pelvis (Y)




Side Impact Loads

15 MPH Ensolite(6"), Pelvis (Y)



Side Impact Loads

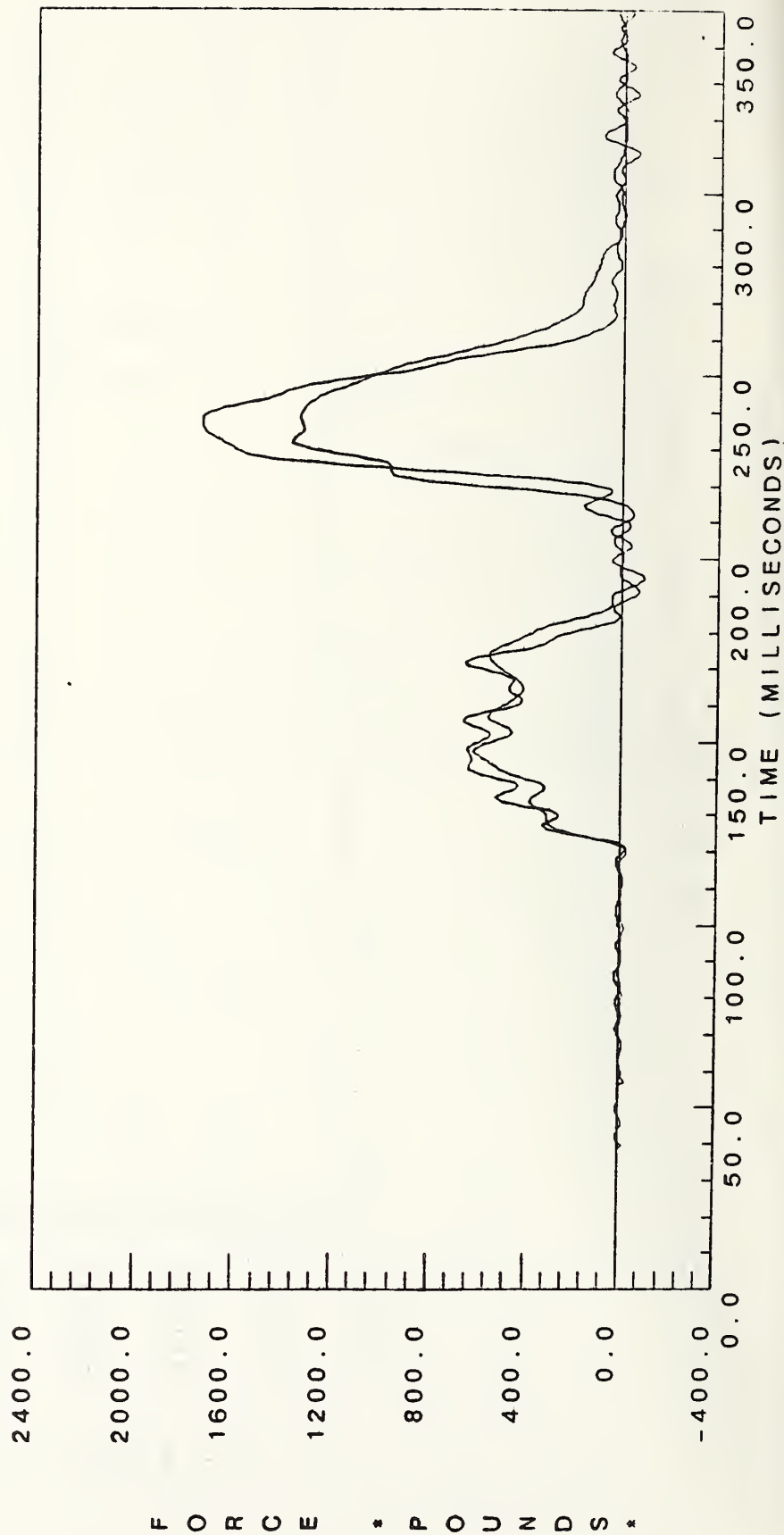
20 MPH Ensolite(6"), Pelvis (Y)



* P O U N D S *

Side Impact Loads

20 MPH Ensolite(12"), Pelvis (Y)

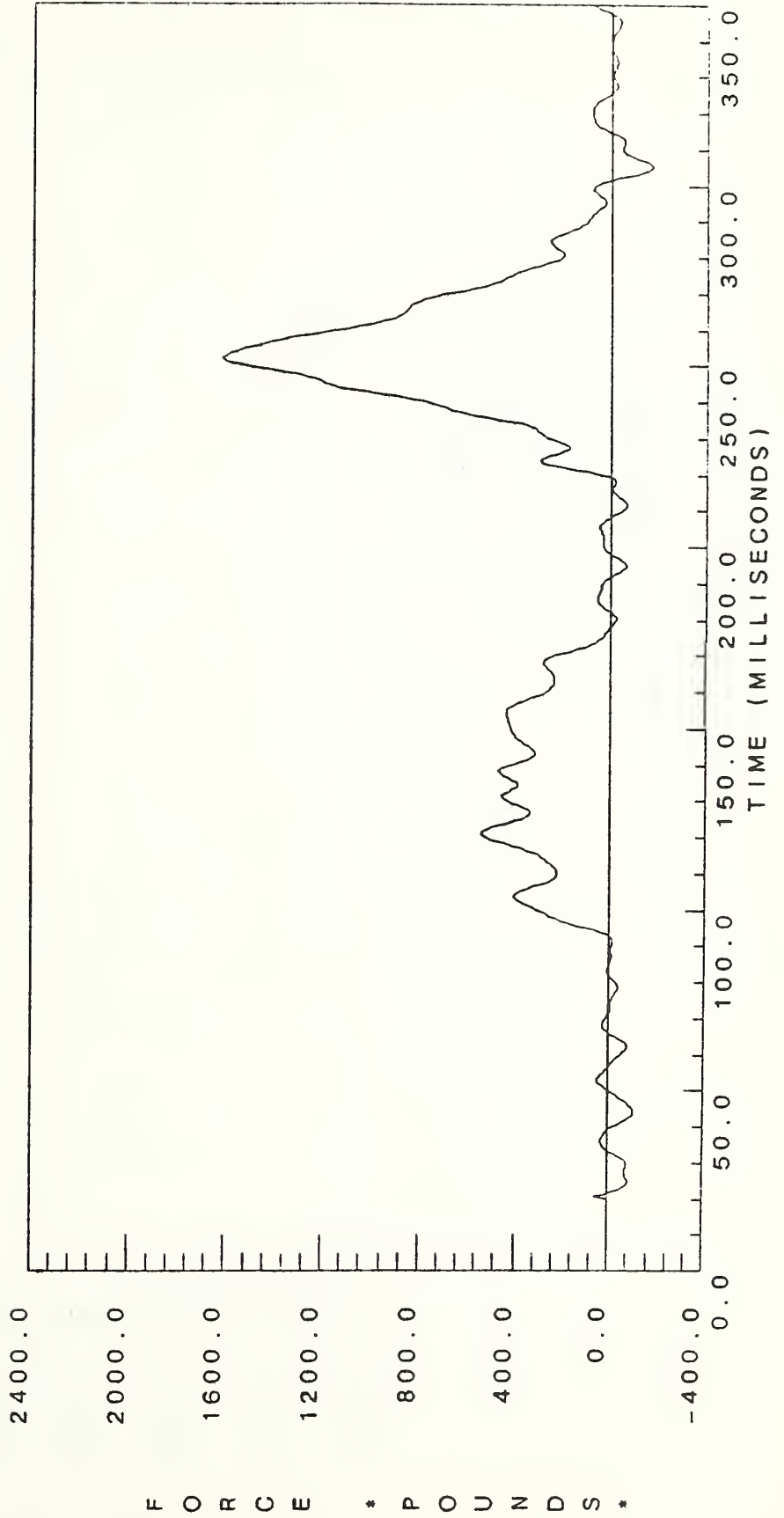


* P O U N D S *

T I M E (M I L L I S E C O N D S)

Side Impact

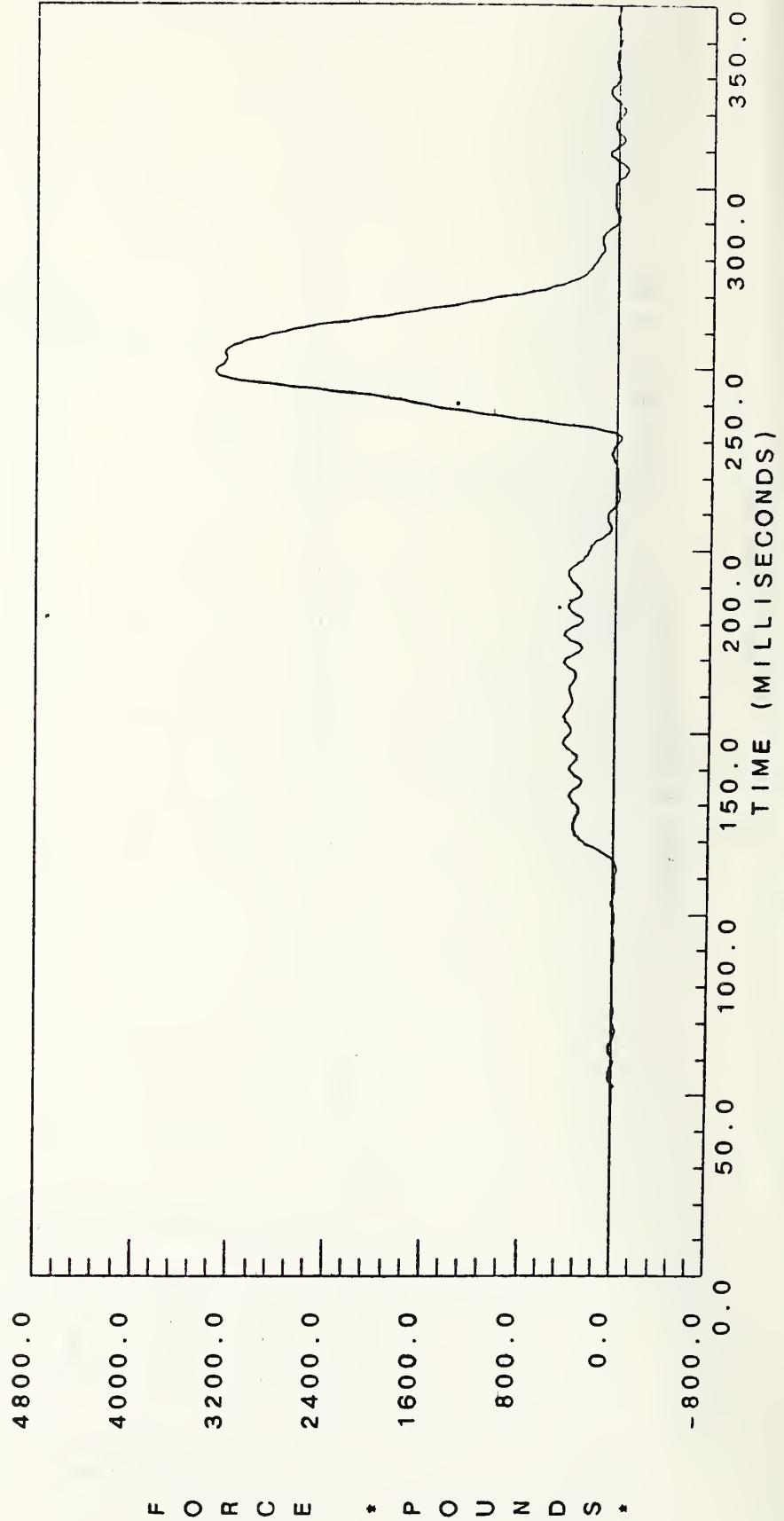
15 MPH Ensolite(6"). Shoulder (Y)



* P O U N D S *

Side Impact

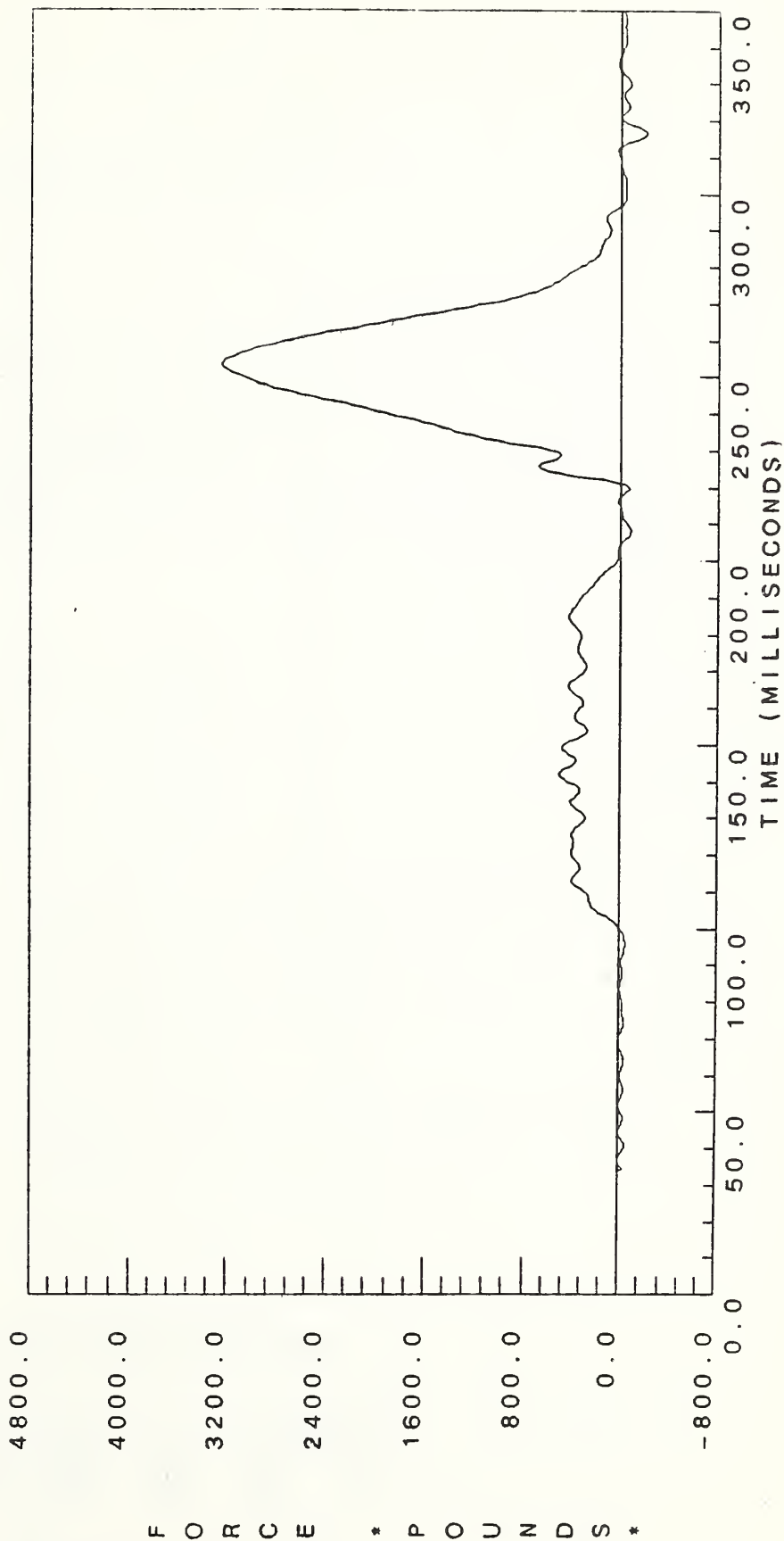
20 MPH Ensolite (1"), Shoulder



F O R C E * P O U N D S *

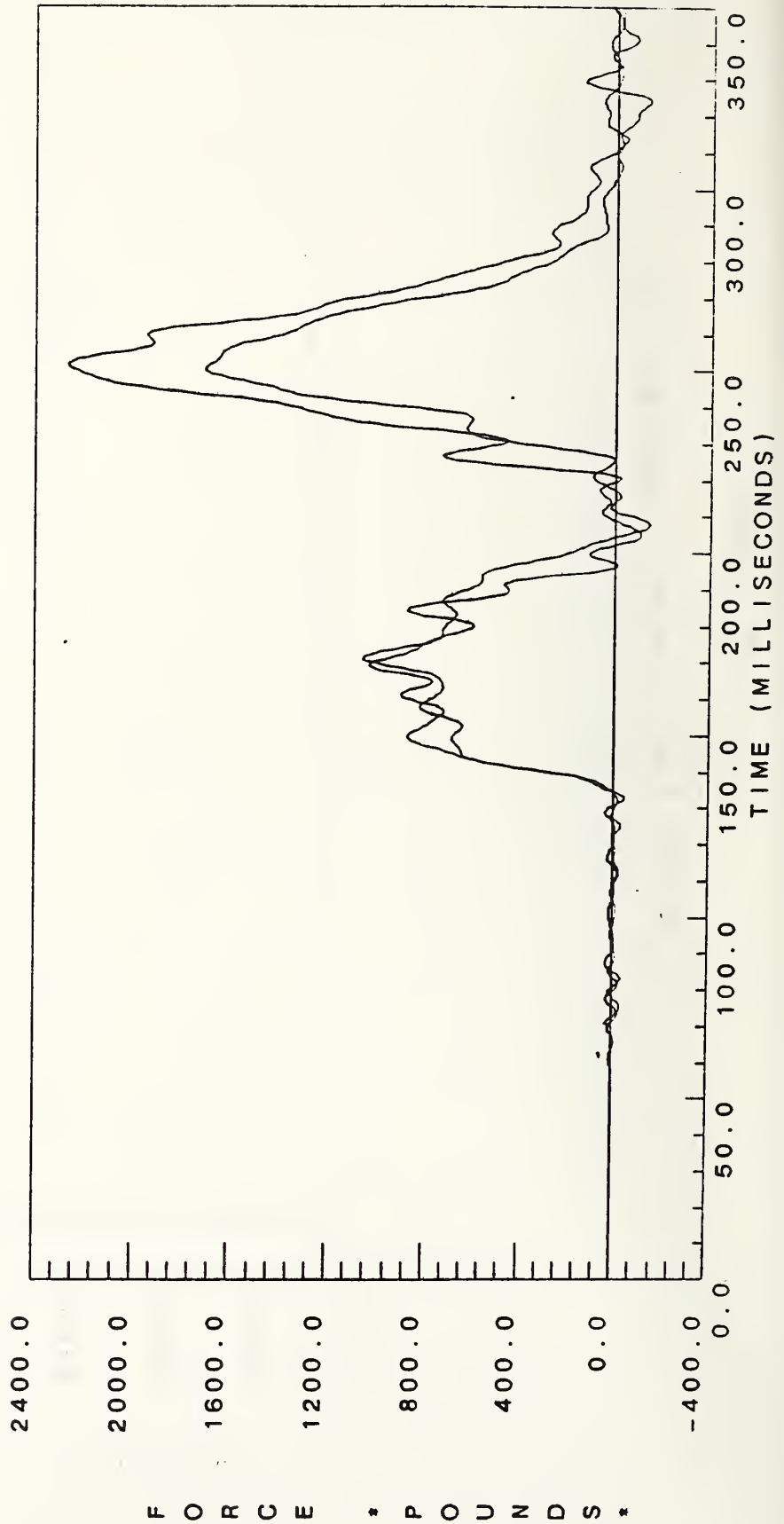
Side Impact

20 MPH Ensolite(6"), Shoulder (Y)



Side Impact

20 MPH Ensolite(12"), Shoulder (Y)



F O R C E * P O U N D S *

Run No. H8310

a) Subject:

Female, 30 years, body weight 56 kg, body length 176 cm (further anthropometrical data s. incl.), cause of death: acute poisoning.

b) Test conditions:

Lateral collision, 6" US padding (ensolite), impact velocity 27 km/h.

c) Instrumentation:

Sled deceleration, 9-accelerometer head, 12-accelerometer thorax, 3-accelerometer pelvis, lung pressure, shoulder forces, pelvis forces.

d) Medical findings:

Body surface:	No injuries.
Head:	No injuries.
Thorax:	No injuries.
Abdomen:	No injuries.
Pelvis:	No injuries.
Vertebral column:	Laceration of the intervertebral discs C4/C5, C5/C6 dorsal (NILJ2), strain of the posterior longitudinal ligament in the level C4/C5, C5/C6 (NITJ1).
Extremities:	No injuries.
e) AIS-Severity:	Body surface 0, head 0, thorax 0, abdomen 0, pelvis 0, vertebral column 2, extremities 0, MAIS 2.

BENDING TESTS

Run No. H8310

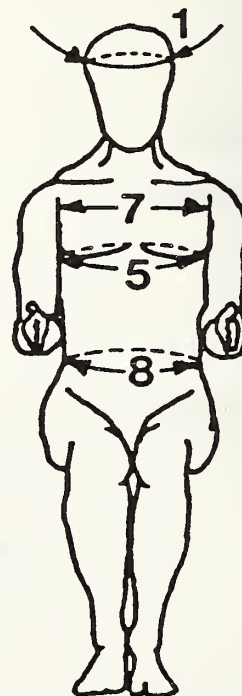
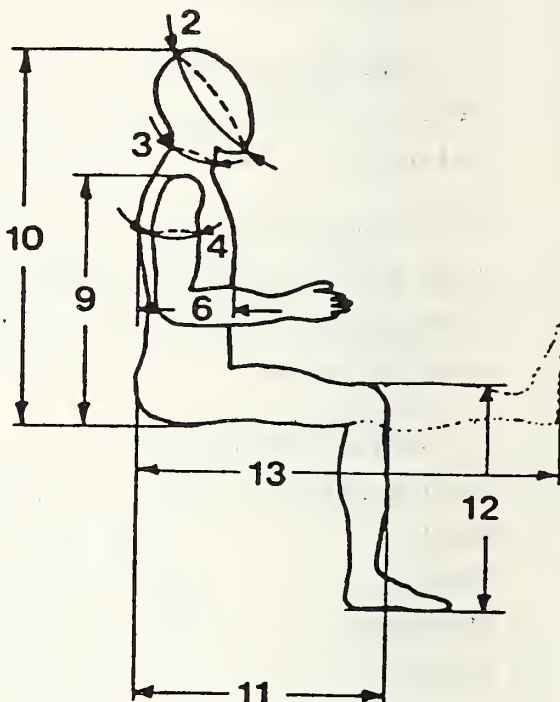
	max. Force (N)	max. Deflexion (mm)	Cross Section (mm ²)
6th rib	296	2,45	34,7
7th rib	280	2,25	46,0

Anthropometrical Data

Body weight ...56 kg

Body length ...176 cm

- 1. Hat dimension54 cm
- 2. Head circumference.....57 cm
- 3. Neck circumfer.32 cm
- 4. Upper arm circumfer.24 cm
- 5. Chest circumfer.80 cm
- 6. Chest height17 cm
- 7. Chest width27 cm
- 8. Abdomen circumfer.78 cm
- 9. Buttocks - shoulder70 cm
- 10. Seat height93 cm
- 11. Pelvis - knee59 cm
- 12. Sole of foot - knee52 cm
- 13. Pelvis - heal103 cm



Run No. H8311

a) Subject:

Male, 26 years, body weight 61 kg, body length 188 cm
(further anthropometrical data s. incl.). cause of death:
pneumonia.

b) Test conditions:

Lateral collision, 12"US padding (ensolite), impact
velocity 32 km/h.

c) Instrumentation:

Sled deceleration, 9-accelerometer head, 12-accelerometer
thorax, 3-accelerometer pelvis, lung pressure, shoulder
forces, pelvis forces.

d) Medical findings:

No injuries.

BENDING TESTS

Run No. H8311

	max. Force (N)	max. Deflexion (mm)	Cross Section (mm ²)
6th rib	163,6	2,2	20,1
7th rib	107,2	3,0	21,1

Anthropometrical Data

Body weight ...61 kg

Body length 188 cm

1. Hat dimension 56 cm

2. Head circumference..... 62 cm

3. Neck circumfer. 31 cm

4. Upper arm circumfer. 22 cm

5. Chest circumfer. 87 cm

6. Chest height 21 cm

7. Chest width 31 cm

8. Abdomen circumfer. 75 cm

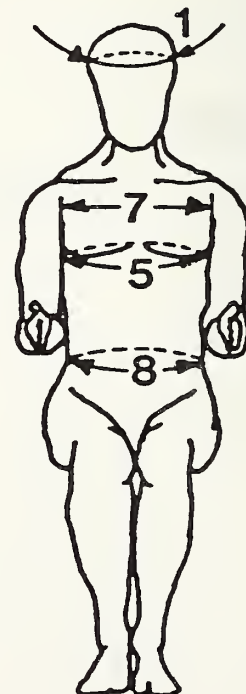
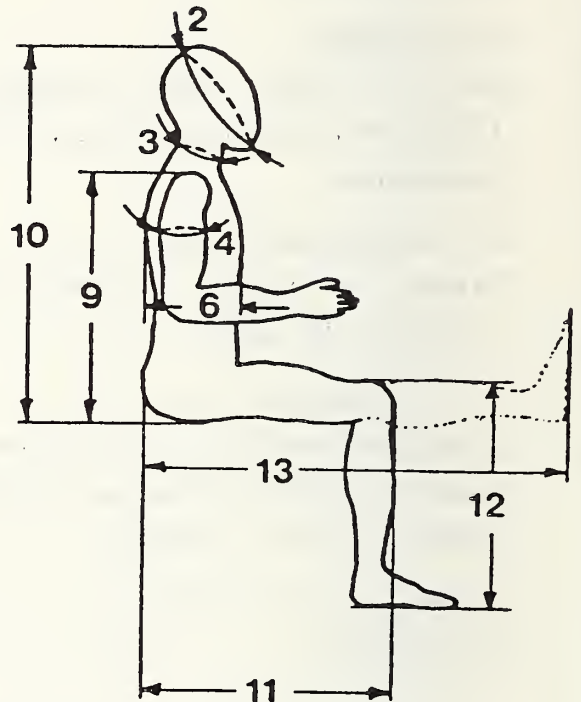
9. Buttocks - shoulder 71 cm

10. Seat height 96 cm

11. Pelvis - knee 65 cm

12. Sole of foot - knee 58 cm

13. Pelvis - heal 111 cm



Run No. H8312

a) Subject

Male, 34 years, body weight 77 kg, body length 178 cm
(further anthropometrical data s. incl.), cause of death:
internal bleeding, liver cirrhosis.

b) Test conditions

Lateral impact, 6" US padding (ensolite), impact velocity
32 km/h.

c) Instrumentation

Sled deceleration, 9-accelerometer head, 12-accelerometer
thorax, 3-accelerometer pelvis, lung pressure, shoulder
forces, pelvis forces.

d) Medical findings

Body surface: No injuries.
Head: No injuries.
Thorax: No injuries.
Abdomen: No injuries.
Pelvis: No injuries.
Vertebral Column: Strain in the intervertebral disc C2/C3
dorsal and ventral (NSTV1).
Extremities: No injuries.
e) AIS-Severity: Body surface 0, head 0, thorax 0,
abdomen 0, pelvis 0, vertebral column 1,
extremities 0, MAIS 1.

BENDING TESTS

Run No. H8312

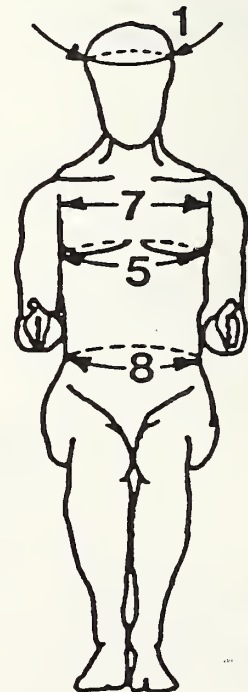
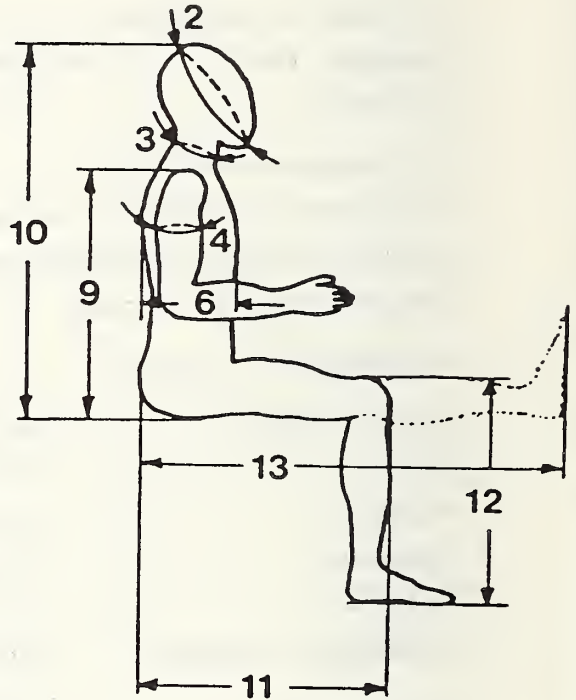
	max. Force (N)	max. Defl. (mm)	Cross Section (mm ²)
6th rib	215	5,8	39
7th rib	228	4,0	29

Anthropometrical Data

Body weight ...77. kg

Body length ...178. cm

- 1. Hat dimension54.....cm
- 2. Head circumference.....63.....cm
- 3. Neck circumfer.36.....cm
- 4. Upper arm circumfer.28.....cm
- 5. Chest circumfer.92.....cm
- 6. Chest height22.....cm
- 7. Chest width32.....cm
- 8. Abdomen circumfer.89.....cm
- 9. Buttocks - shoulder76.....cm
- 10. Seat height95.....cm
- 11. Pelvis - knee58.....cm
- 12. Sole of foot - knee53.....cm
- 13. Pelvis - heal102.....cm



Run No. H 8320

a) Subject

Female, 17 years, body weight 52 kg, body length 153 cm (further anthropometric data s. incl.), cause of death: acute poisoning.

b) Test conditions

Lateral impact, 12" padding (ensolite), impact velocity 32 km/h.

c) Instrumentation

Sled deceleration, 9-accelerometer head, 12-accelerometer thorax, 3-accelerometer pelvis, lung pressure, shoulder forces, pelvis forces.

d) Medical findings

Body surface: No injuries
Head: No injuries
Thorax: No injuries
Abdomen: No injuries
Pelvis: No injuries
Vertebral Column: No injuries
Extremities: No injuries

e) AIS-Severity: Body surface 0, head 0, thorax 0, abdomen 0, pelvis 0, vertebral column 0, extremities 0.

BENDING TESTS

Run No. H 8320


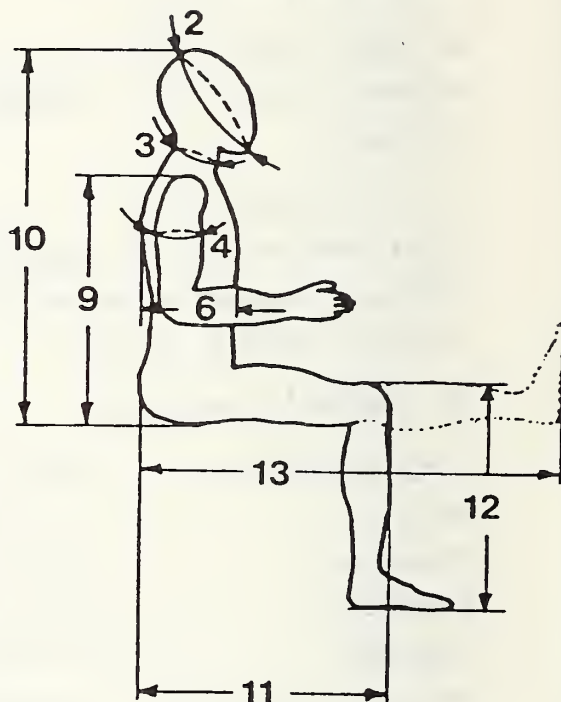
	max. Force (N)	max. Deflex. (mm)	Cross Section (mm ²)
6th rib	240	7,4	35
7th rib	172	8,2	28

Anthropometrical Data

Body weight ...⁵² kg

Body length ...¹⁵³ cm

- 1. Hat dimension⁵¹ cm
- 2. Head circumference.....⁵⁹ cm
- 3. Neck circumfer.³² cm
- 4. Upper arm circumfer. ...²⁴ cm
- 5. Chest circumfer.⁷² cm
- 6. Chest height¹⁸ cm
- 7. Chest width²⁵ cm
- 8. Abdomen circumfer.⁶² cm
- 9. Buttocks - shoulder⁶² cm
- 10. Seat height⁸³ cm
- 11. Pelvis - knee⁵⁴ cm
- 12. Sole of foot - knee⁴⁵ cm
- 13. Pelvis - heel⁸⁸ cm



Run No. H8408

a) Subject

male, 79 years, body weight 64 kg, body length 168 cm (further anthropometric data s. incl.), cause of death: heart failure.

b) Test Conditions

lateral impact, 2 x 1" Ensolite, impact velocity 32 km/h.

c) Instrumentation

sled deceleration, 9-accelerometer head, 12-accelerometer thorax, 3-accelerometer pelvis, shoulder forces.

d) Medical Findings

Body Surface: No injuries.
Head: No injuries.
Thorax: Fracture of the 1st to 11th rib left paravertebral. Fracture of the 2d to 5th rib in the medium axillar line, of the 6th in the mamilar line and of the 7th to 9th rib in the front axillar line; all fractures left (s. incl.).
Abdomen: No injuries.
Pelvis: No injuries.
Vertebral Column: Lacerations in the intervertebral discs C1/C2 to Th3/Th4 (NWLJ2, BSLJ2).
Extremities: No injuries.
e) AIS-Severity: Body surface 0, head 0, thorax 4, abdomen 0, pelvis 0, vertebral column 2, extremities 0, MAIS 4.

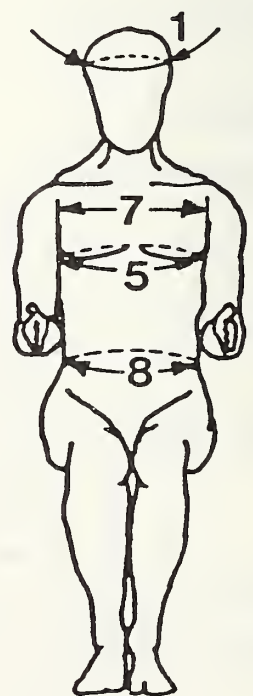
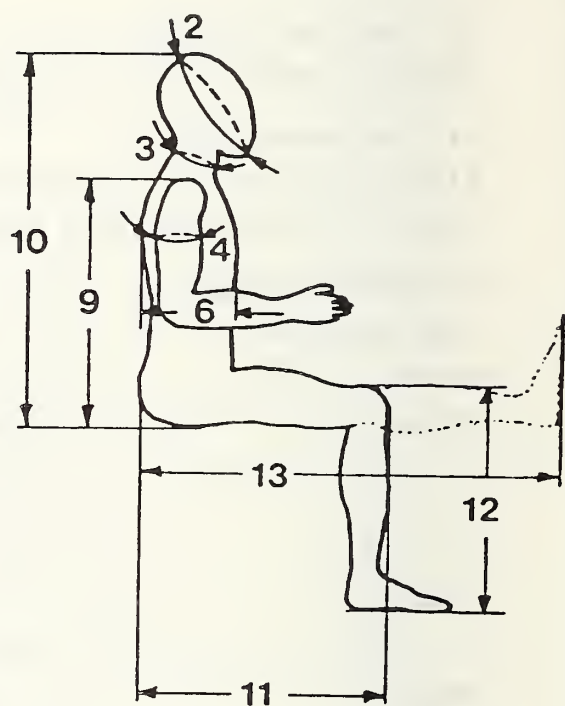
BENDING TESTS

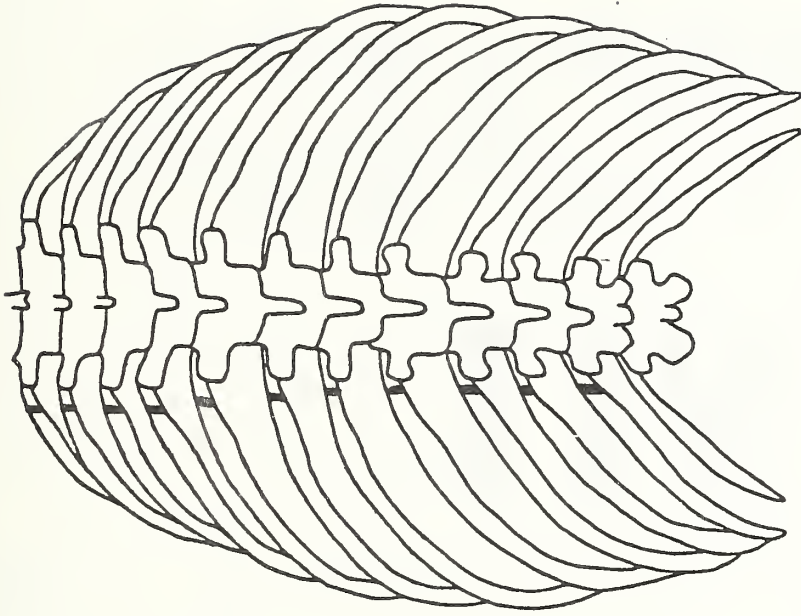
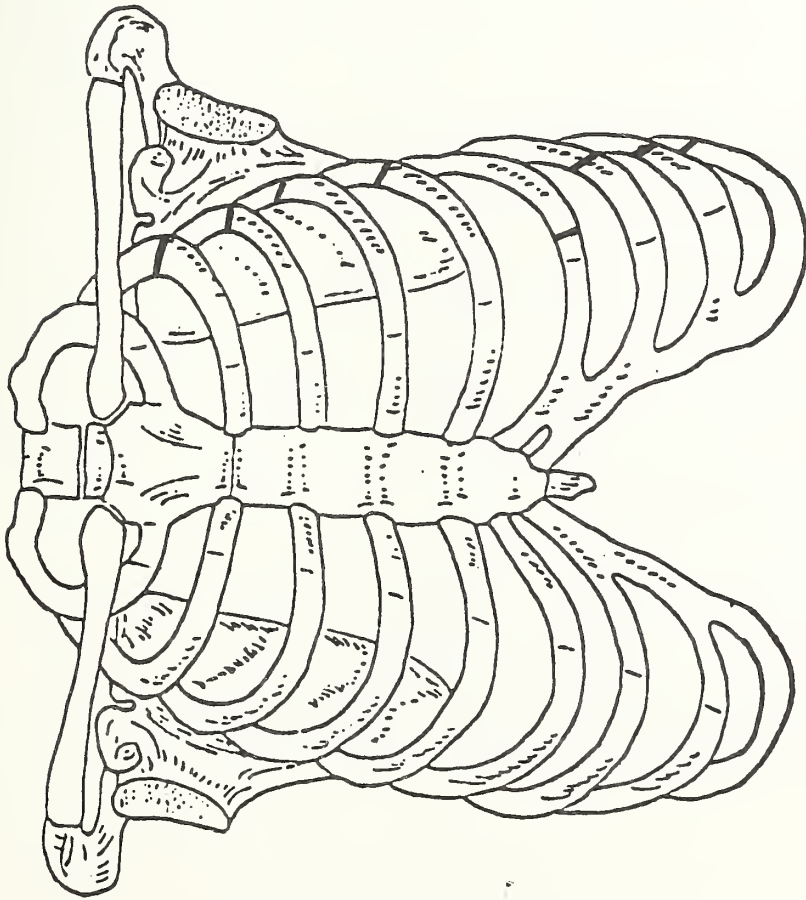
Run No. H8408

	max. Force (N)	max. Defl. (mm)	Cross Section (mm ²)
6th rib	346	3,6	48
7th rib	200	5,0	37

Anthropometrical Data

- Body weight⁶⁴ kg
 Body length¹⁶⁸ cm
1. Hat dimension⁵⁷ cm
 2. Head circumference.....⁶⁵ cm
 3. Neck circumfer.⁴² cm
 4. Upper arm circumfer.³⁰ cm
 5. Chest circumfer.⁹⁸ cm
 6. Chest height²⁶ cm
 7. Chest width³⁴ cm
 8. Abdomen circumfer.⁹⁹ cm
 9. Buttocks - shoulder⁶⁹ cm
 10. Seat height⁹⁰ cm
 11. Pelvis - knee⁵⁷ cm
 12. Sole of foot - knee⁵¹ cm
 13. Pelvis - heal⁹⁷ cm





Number of rib fractures 19

APPENDIX

VII

LATERAL IMPACT
CADAVER TESTS
INTO A VOLVO -
DOOR

IMPACT VELOCITY :
16/18/27/35 KM/H

ANTROPOMETRICAL DATA

Run No	Sex	AGE Years	Body Weight kg	Body Length cm	Hat size cm	loccip.- chin cm	Neck circumf. cm	Upper arm cm	Chest circumf. cm
H 8308	male	45	78	178	55	63	38	30	100
H 8316	male	52	68	171	55	66	36	29	89
H 8321	male	38	58	165	53	63	36	25	84
H 8330	male	42	86	187	56	68	37	25	97
H 8331	male	43	62	170	54	65	35	25	87
5	M 5 F 0	44	70.4	174.2	54.6	65	36.4	26.8	91.4

CONTINUE ANTROPOMETRICAL DATA

Run No	Chest height cm	Chest width cm	Abdom circumf. cm	Buttocks shoulder cm	Seat height cm	Pelvis knee cm	Sole of foot knee cm	Pelvis heel cm
H 8308	24	33	96	72	95	62	55	102
H 8316	22	30	77	68	92	57	54	101
H 8321	21	29	79	67	92	53	49	91
H 8330	24	34	89	74	98	65	58	108
H 8331	24	30	77	68	90	58	53	97
5	23	31.2	83.6	69.8	93.4	59	53.8	99.8

RIB. FRACT.

Run No	Impact Area Specific	Collis. Veloc. km/h	Number Rib. Fract.	Number Rib.Fr Left s	Left side Front	Right side Rear	Number Rib.Fr Right	Right side Front	Number Rib. Rear
H 8308	Volvo door	15	0	0	0	0	0	0	0
H 8316	Volvo door	35	13	9	4	5	4	2	2
H 8321	Volvo door	36	24	20	8	12	4	4	0
H 8330	Volvo door	18	0	0	0	0	0	0	0
H 8331	Volvo door	27	13	13	0	13	0	0	0
5	Volvo door	26.4	10	8.4	2.4	6	1.6	1.2	.4

AIS - SEVERITY

Run No	Body Surv- face	Head	Thorax	Abdomen	Pelvis	Spine	Extrem .	MAIS
H 8308	0	0	0	0	0	0	0	0
H 8316	0	3	4	0	0	1	0	4
H 8321	0	3	4	0	2	0	0	4
H 8330	0	0	0	0	0	0	0	0
H 8331	1	1	3	0	0	1	1	3
5	.2	1	2	0	.4	.4	.2	2

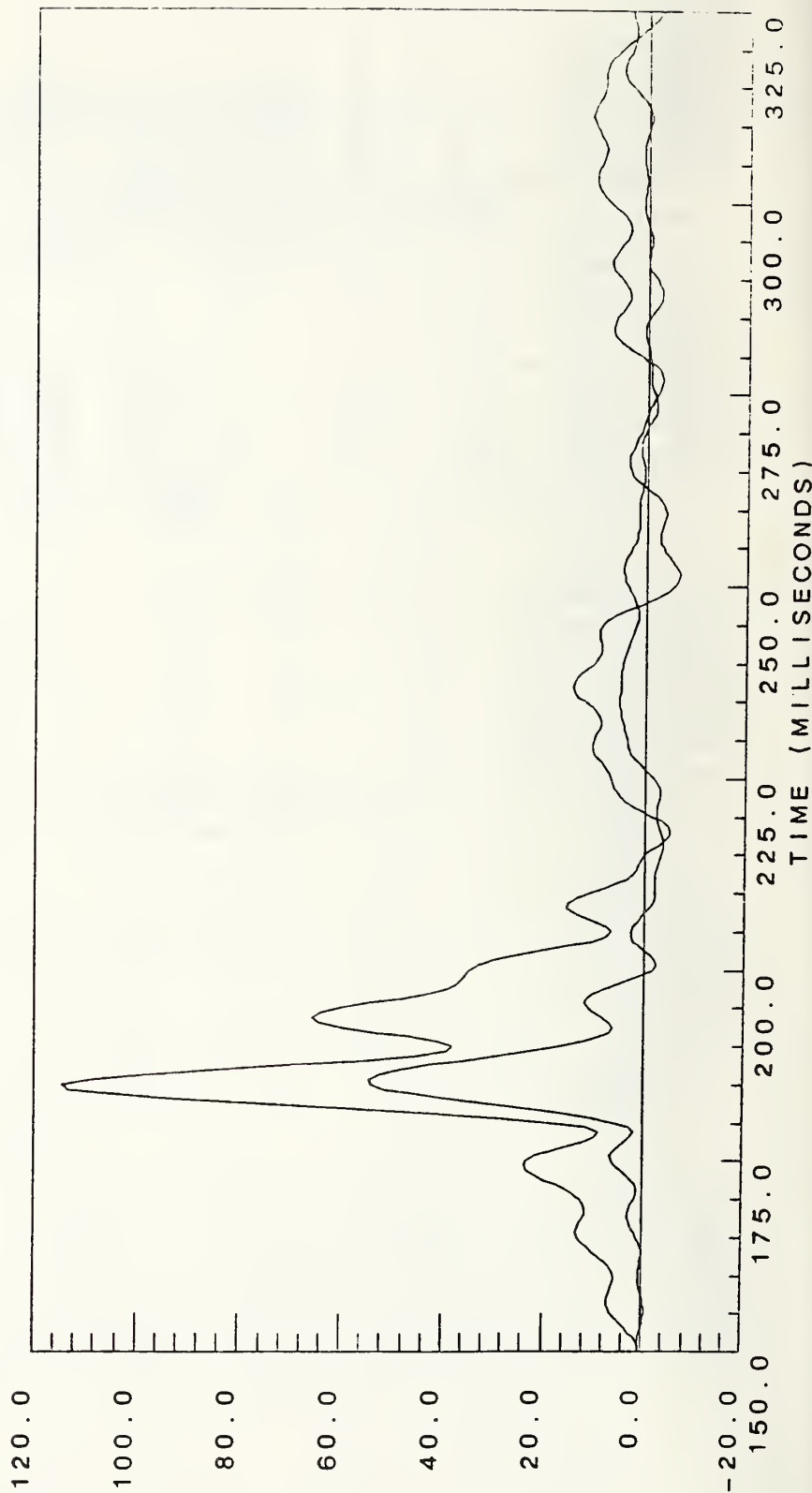
6th RIB

7th RIB

Run No	max. Force [N]	max. Defl. [mm]	Cross section [mm ²]	max. Force [N]	max. Defl. [mm]	Cross section [mm ²]
H 8308	114	3.7	35.2	138	4.7	28.4
H 8316	180	4.4	23	150	3.6	26
H 8321	96	3.0	32	89	3.0	27
H 8330	213	3.4	32	333	4.0	40
H 8331	115	3.2	72	131	2.5	22
5	143.6	3.54	29.84	168.2	3.56	29.68

Side Impact

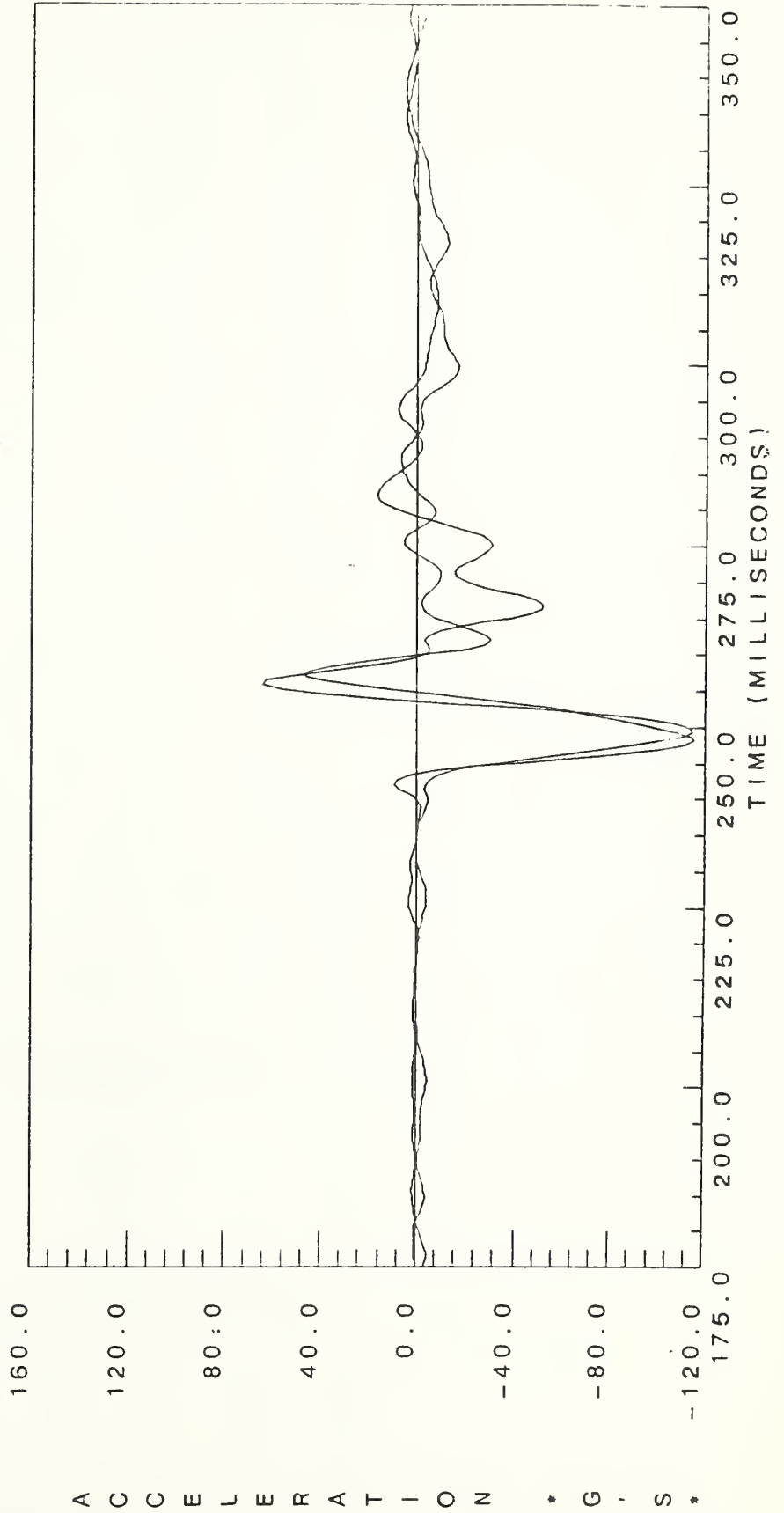
10 MPH Volvo Door, Lower Rib (Y)



A C C E L E R A T I O N * G * S *

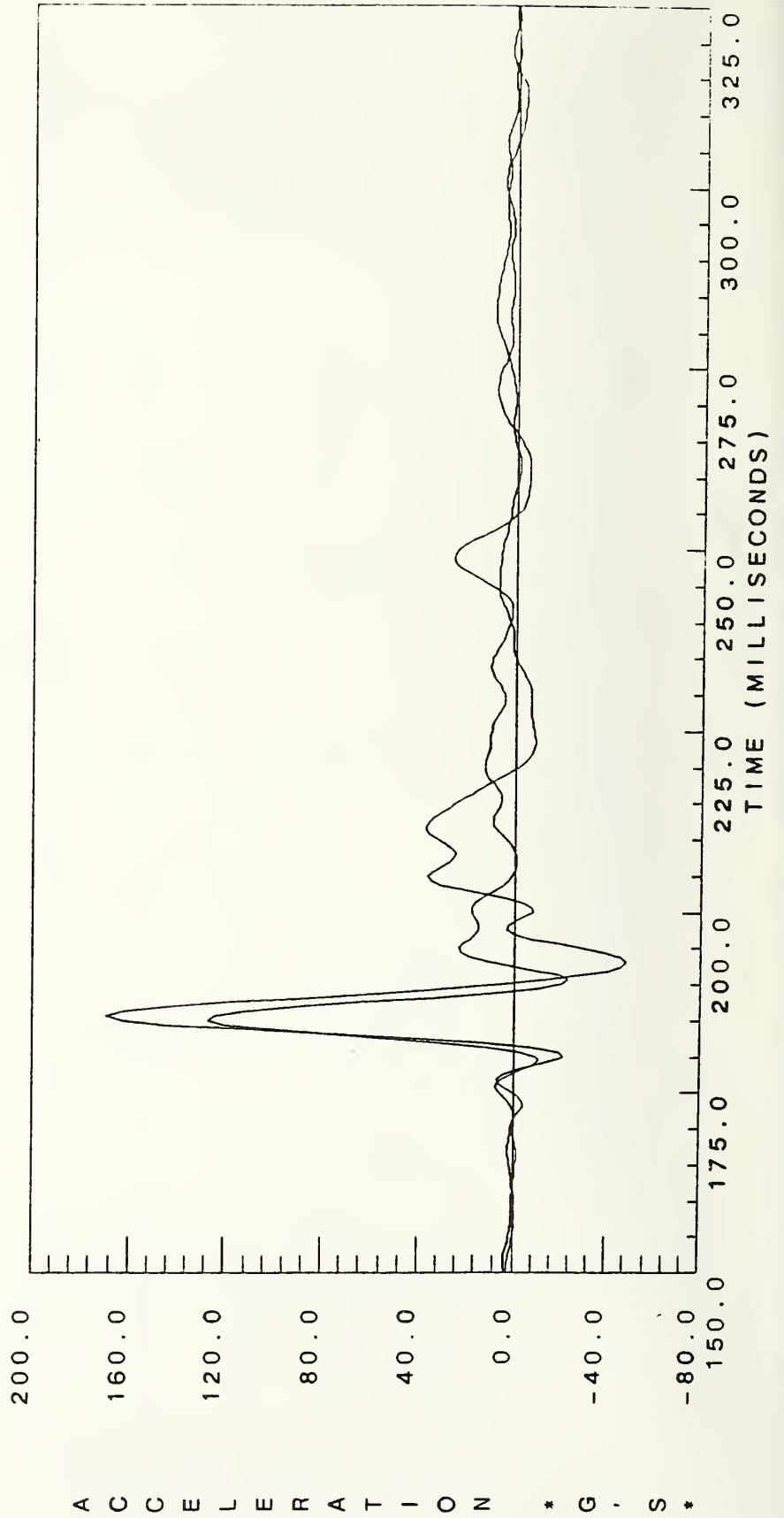
Side Impact

20 MPH Volvo Door, Upper Rib (Y)



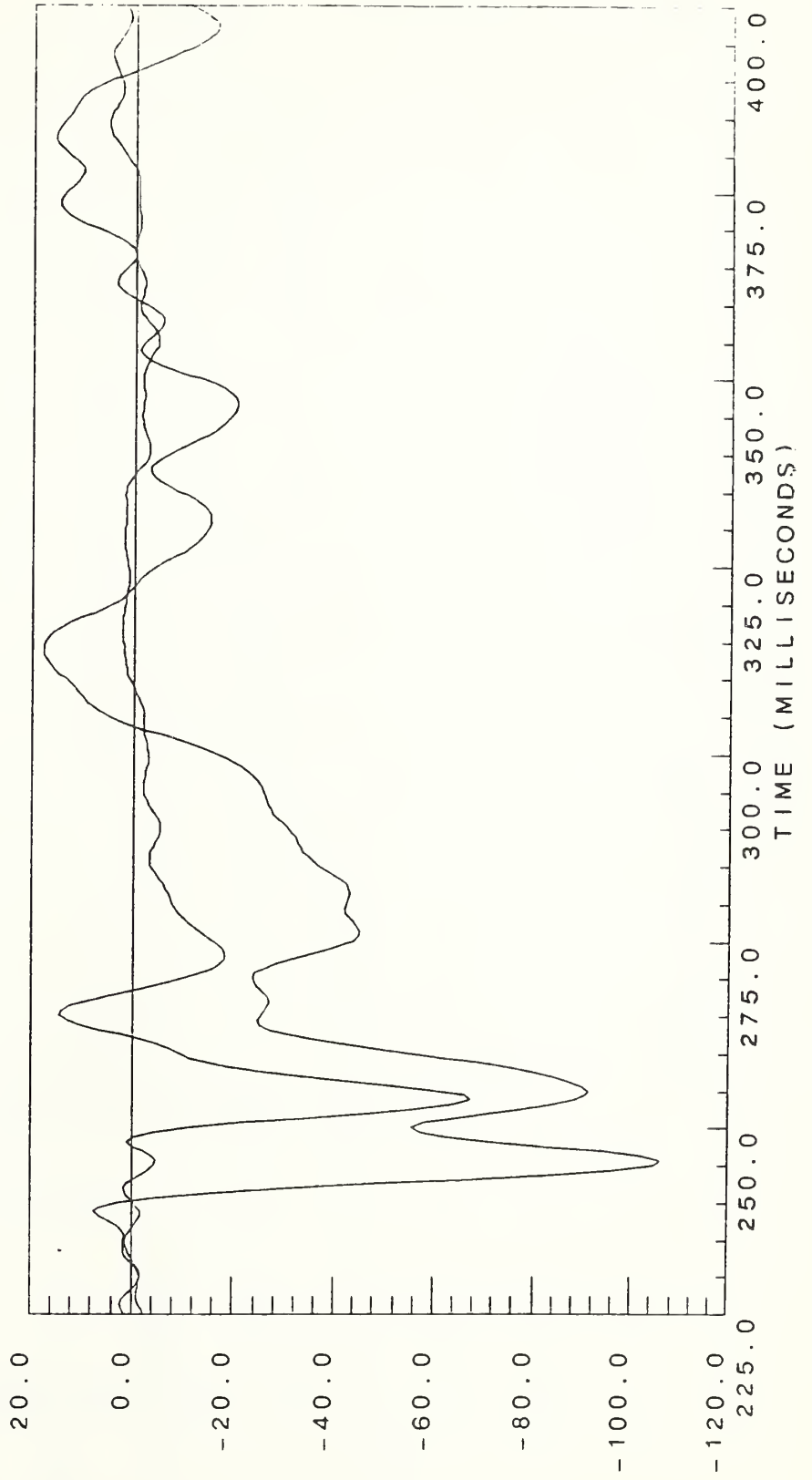
Side Impact

20 MPH Volvo Door, Lower Rib (Y)



Side Impact

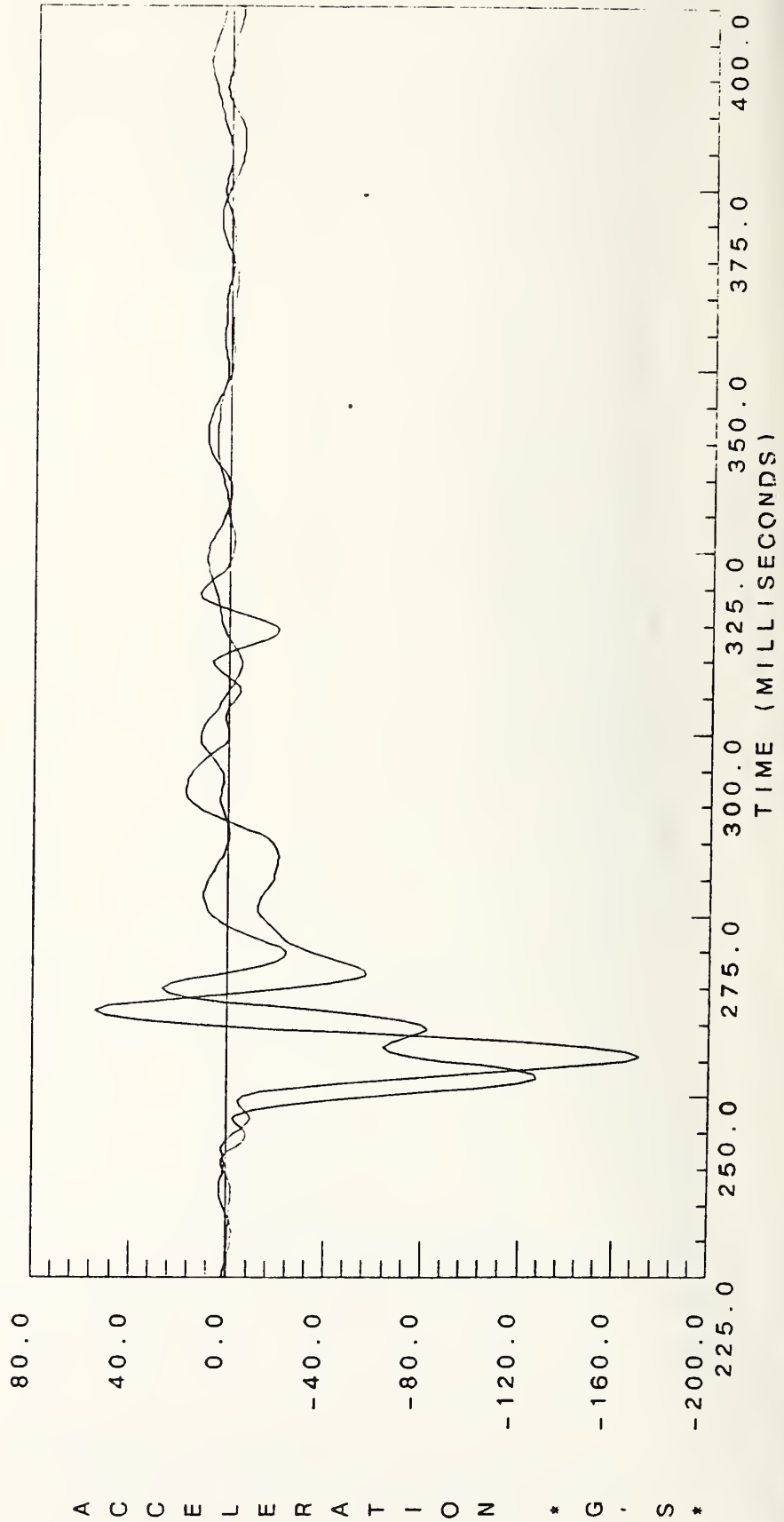
10 MPH Volvo Door, Upper Spine (Y)



A C C E L E R A T I O N * G . S *

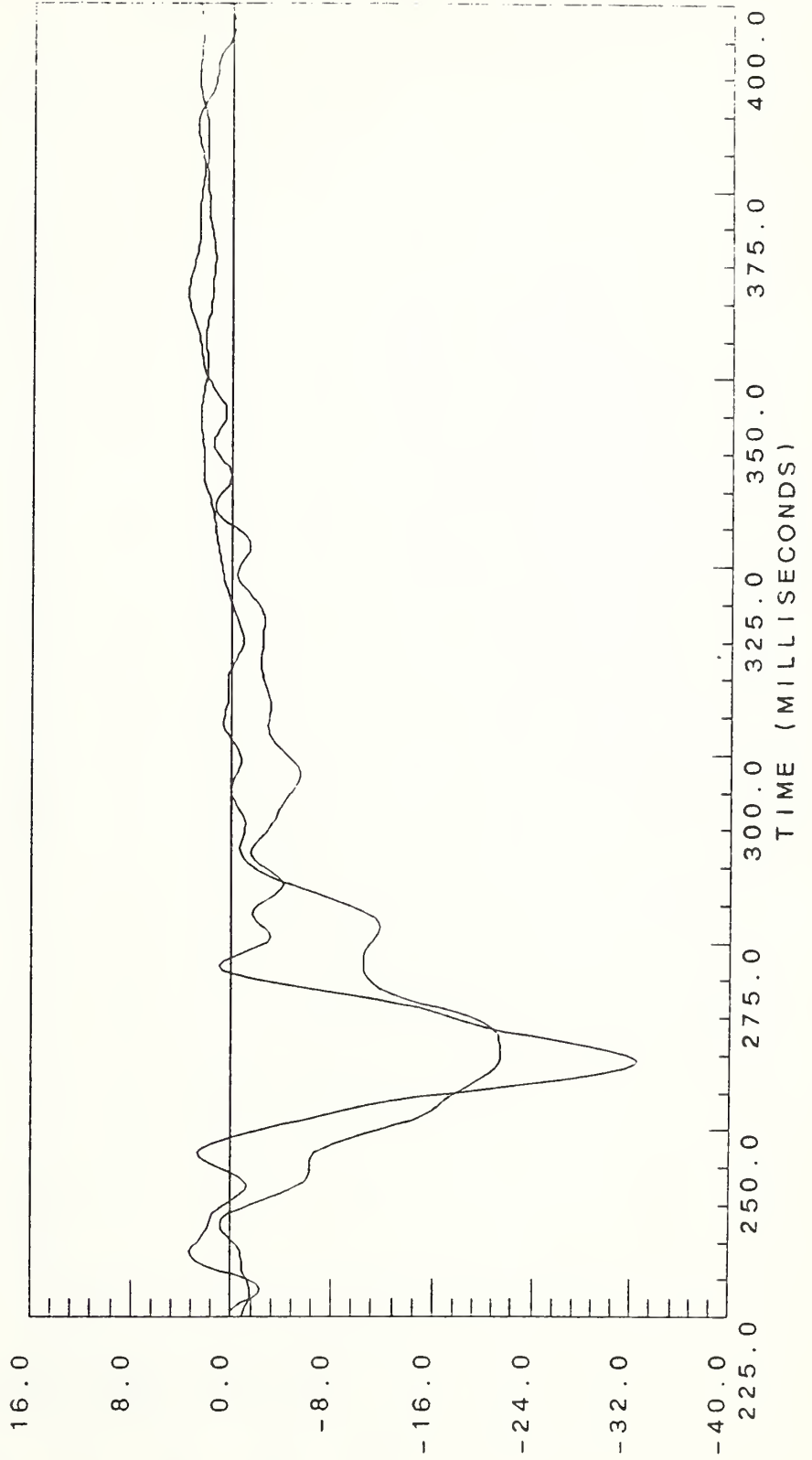
Side Impact

20 MPH Volvo Door, Upper Spine (Y)



Side Impact

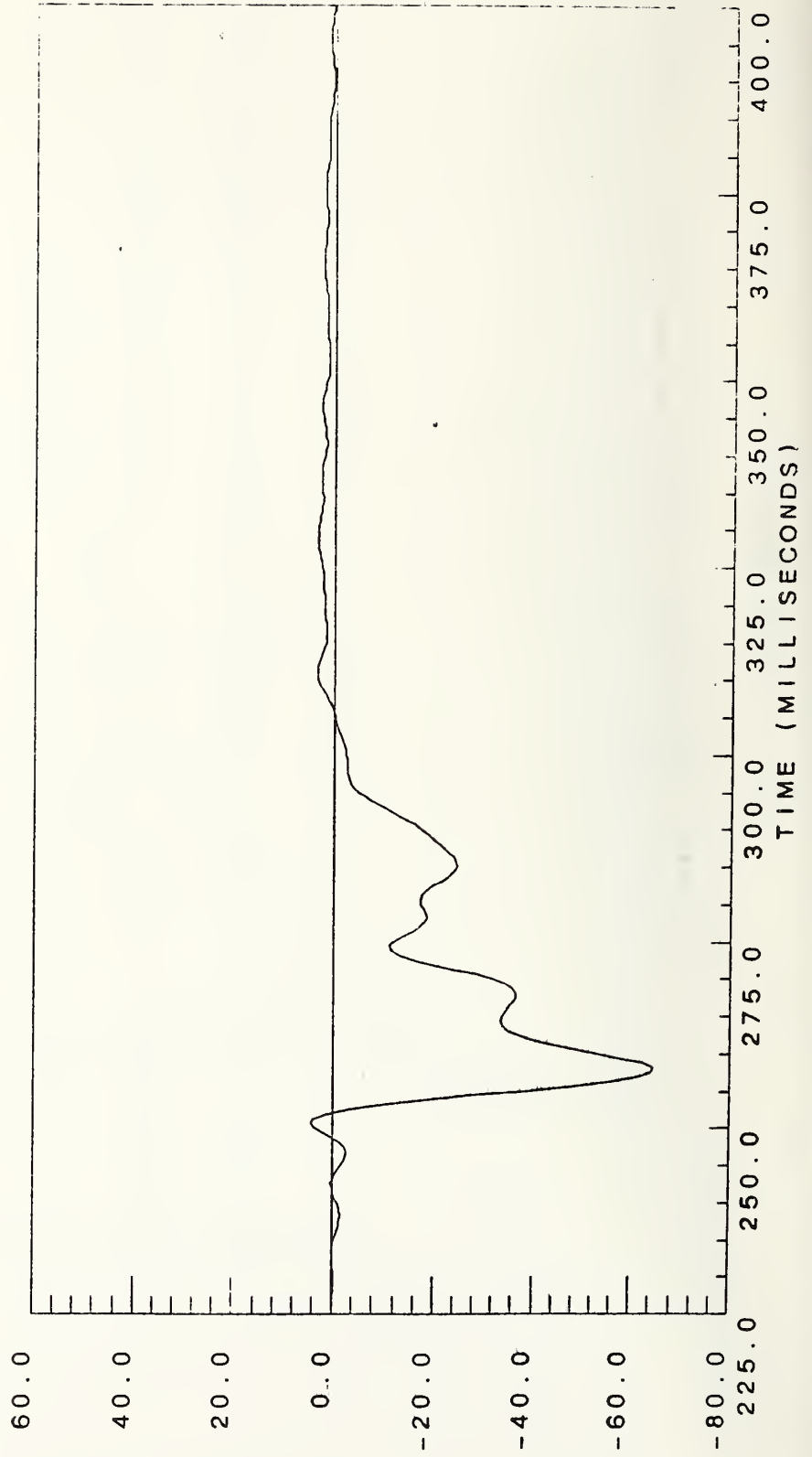
10 MPH Volvo Door, Lower Spine (Y)



A C C E L E R A T I O N * G * S *

Side Impact

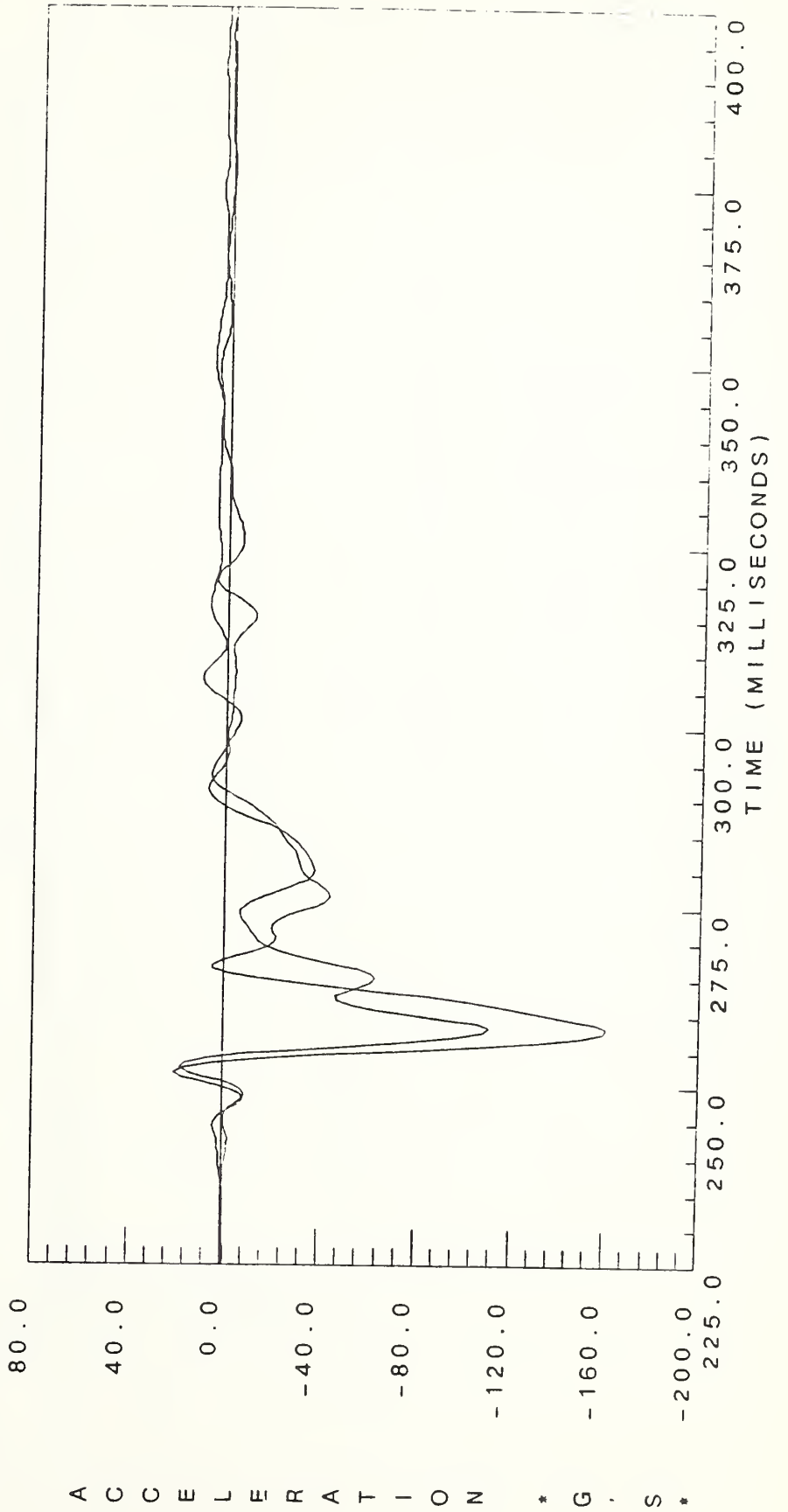
15 MPH Volvo Door, Lower Spine (Y)



A C C E L E R A T I O N * G . S *

Side Impact

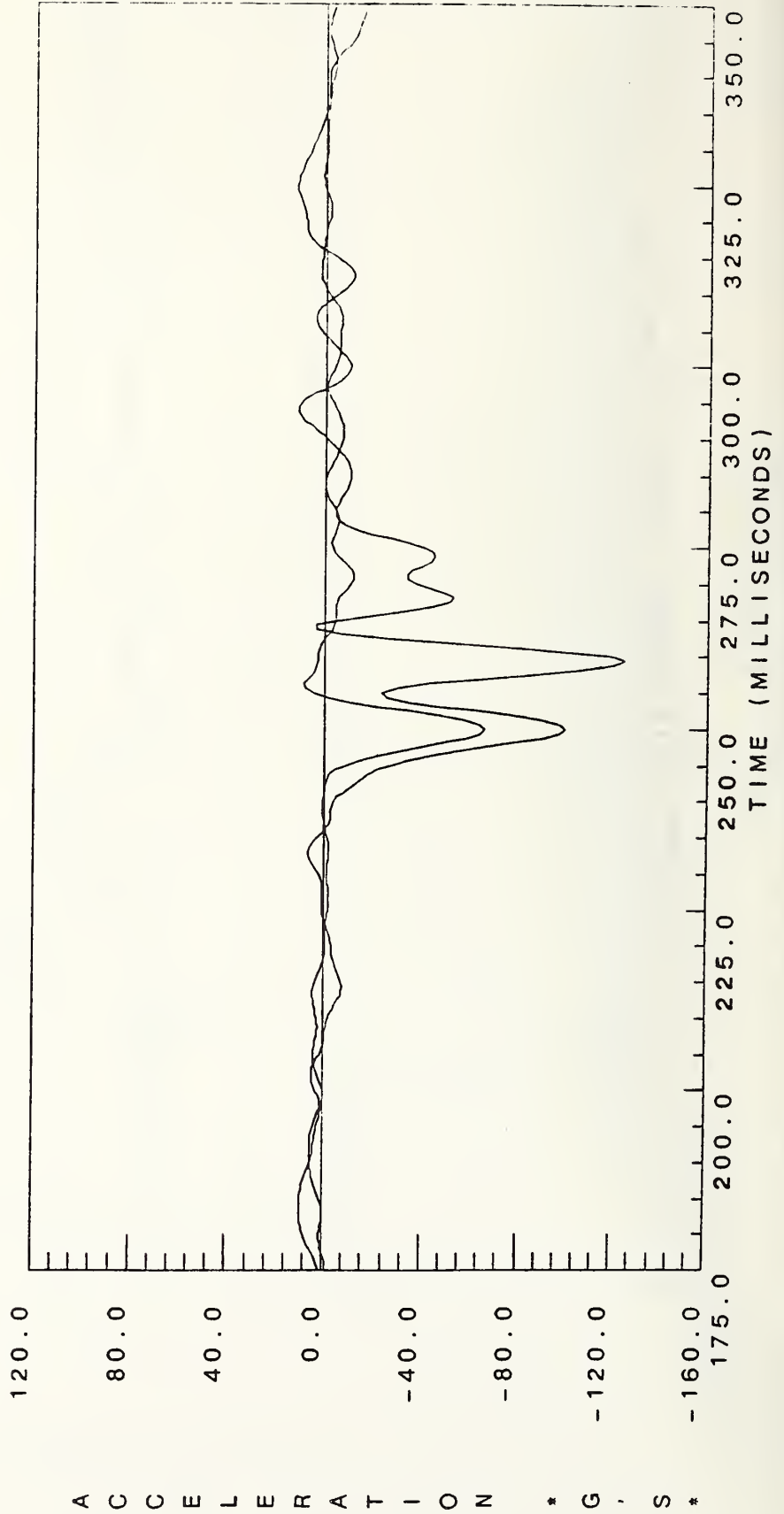
20 MPH Volvo Door, Lower Spine (Y)



A C C E L E R A T I O N * G * S *

Side Impact

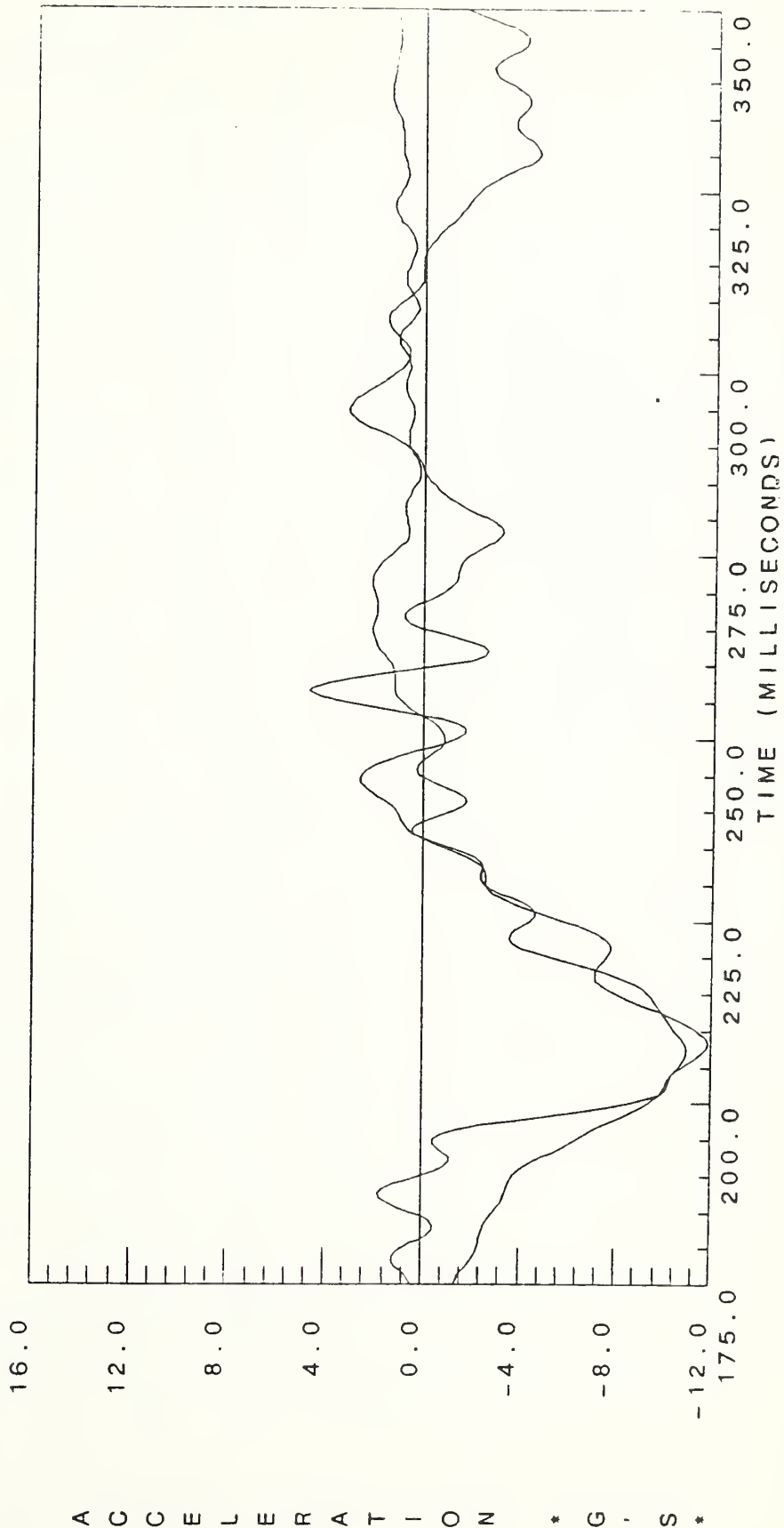
10 MPH Volvo Door, Upper Rib (Y)



ACCELERATION * G * S *


Side Impact

10 MPH Volvo Door, Pelvis (Y)



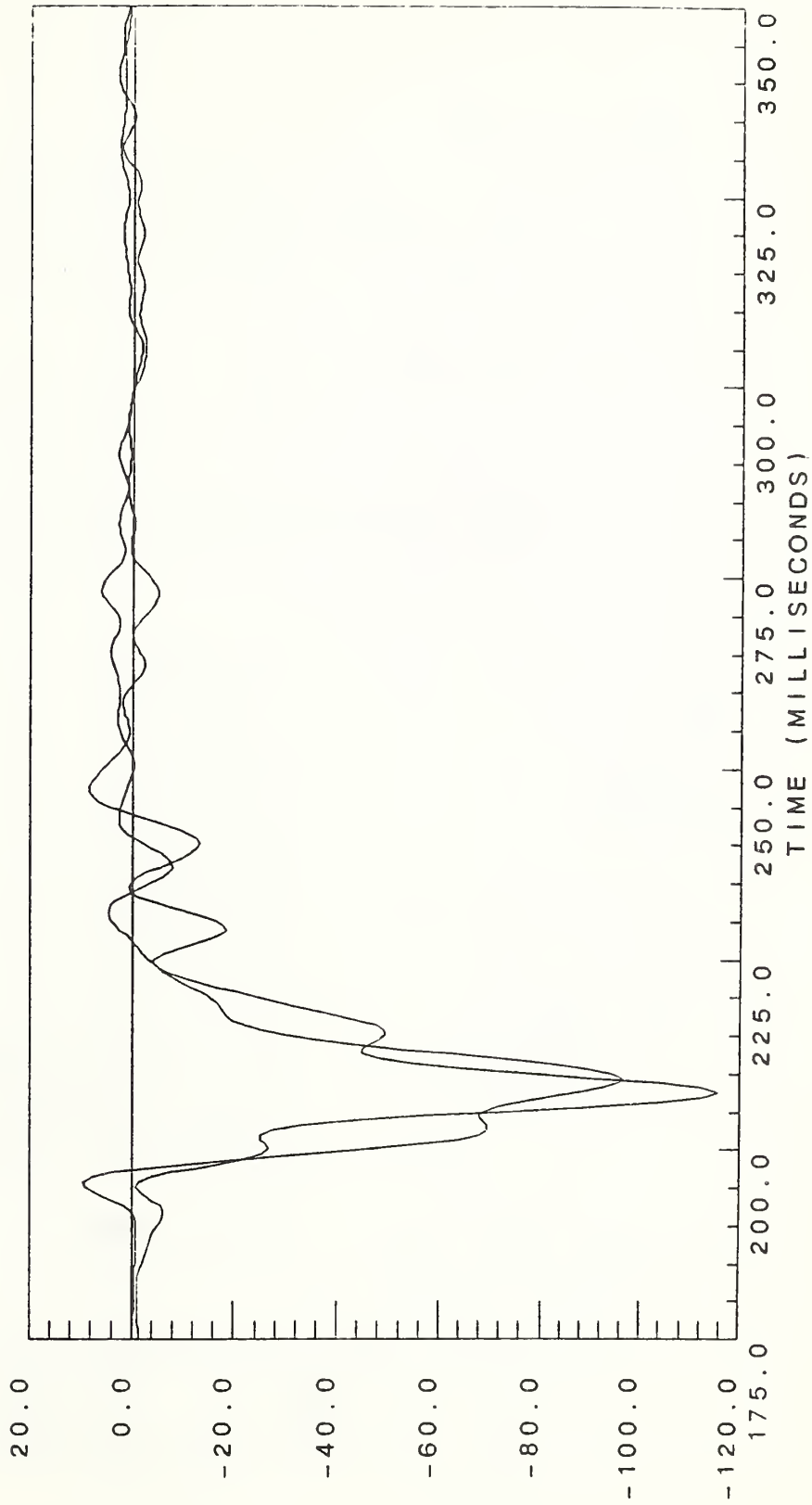
Side Impact

15 MPH Volvo Door, Pelvis (Y)



Side Impact

20 MPH Volvo Door, Pelvis (Y)



A C C E L E R A T I O N * G * S *

Run No. H 8308

a) Subject:

Male, 45 years of age, body weight 78 kg, body length 178 cm (further anthropometric data s. incl.), cause of death: heart failure.

b) Test conditions:

Lateral collision, Volvo door, impact velocity 16 km/h.

c) Instrumentation:

Sled deceleration, 9-accelerometer head, 12-accelerometer thorax, 3-accelerometer pelvis, lung pressure.

d) Medical findings:

Body surface: No injuries.

Head: No injuries.

Thorax: No injuries.

Abdomen: No injuries.

Pelvis: No injuries.

Vertebral Column: No injuries.

Extremities: No injuries.

e) AIS-Severity: Body surface 0, head 0, thorax 0, abdomen 0, pelvis 0, vertebral column 0, extremities 0, MAIS 0.

BENDING TESTS

Run No. H 8308

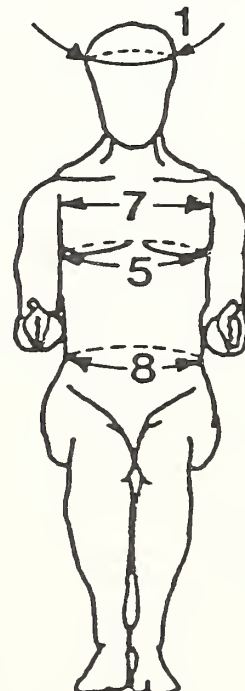
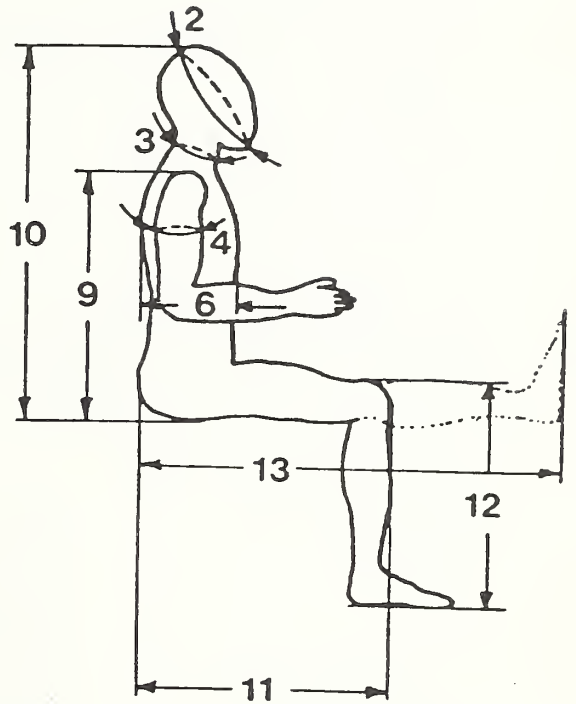
	max. Force (N)	max. Deflexion (mm)	Cross Section (mm ²)
6th rib	114	3,7	35,2
7th rib	138	4,7	28,4

Anthropometrical Data

Body weight ...78. kg

Body length cm

- 1. Hat dimension55.....cm
- 2. Head circumference.....63.....cm
- 3. Neck circumfer.38.....cm
- 4. Upper arm circumfer. ...38.....cm
- 5. Chest circumfer.100.....cm
- 6. Chest height24.....cm
- 7. Chest width33.....cm
- 8. Abdomen circumfer.96.....cm
- 9. Buttocks - shoulder72.....cm
- 10. Seat height95.....cm
- 11. Pelvis - knee62.....cm
- 12. Sole of foot - knee55.....cm
- 13. Pelvis - heal102.....cm



Run No. H8316

a) Subject

Male, 52 years, body weight 68 kg, body length 171 cm (further anthropometrical data s. incl.), cause of death: drown.

b) Test conditions

Lateral impact, Volvo door, impact velocity 35 km/h.

c) Instrumentation

Sled deceleration, 9-accelerometer head, 12-accelerometer thorax, 3-accelerometer pelvis, lung pressure.

d) Medical findings

Body surface:

No injuries.

Head:

Fracture of the temporal and parietal bone left. The fracture continued in the base of the skull close to the petrosal bone left.

Thorax:

Muscle strain in the lower scapula area left. Muscle strain at the thorax left. Fracture of the clavicle left in the outer third part; muscle laceration in this area. Rib fractures left; 2nd to 5th rib paravertebral, 2nd rib in the rear axillar line, 3d to 6th rib in the medium axillar line, with transfixing of the 5th and 6th rib in the pleura. Rib fractures right: 2nd and 3rd rib in the medium axillar line, 4th and 5th in the medium scapular line (incl.).

Abdomen:

No injuries.

Pelvis:

No injuries.

Vertebral Column: Muscle strain at the neck left. Strain in the intervertebral disc C5/C6 dorsal (NPTV1). Strain in the dorsal quarter of the intervertebral disc L1/L2 with strain of the anulus fibrosus from the lower vertebral surface L1(BPTV1). Strain in the lateral joint and the foramen intervertebral Th1/Th2 right (BLTJ1, BSTJ1).

Extremities: No injuries.

e) AIS-Severity: Body surface 0, head 3, thorax 4, abdomen 0, pelvis 0, vertebral column 1, extremities 0, MAIS 4.

BENDING TESTS

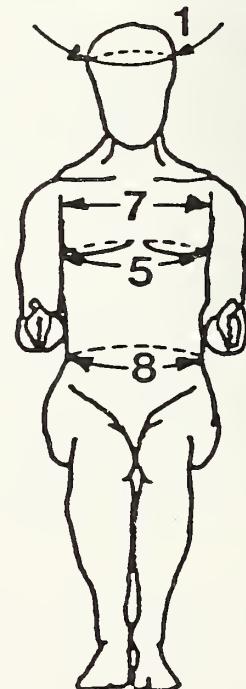
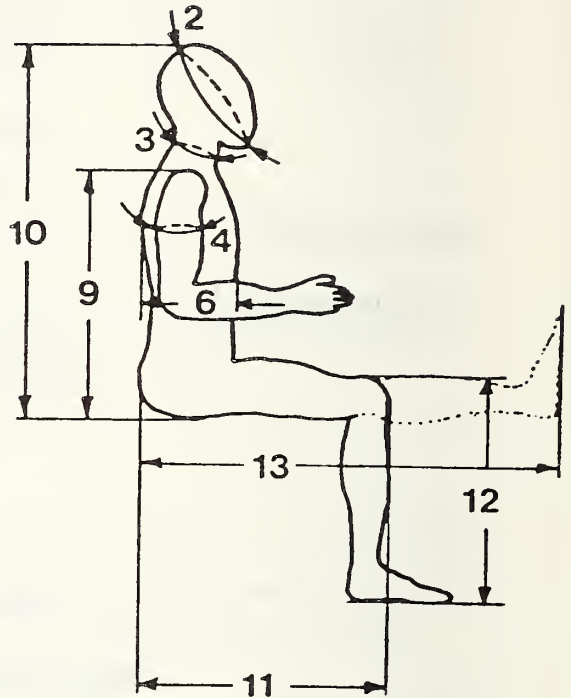
<u>Run No. H8316</u>	max. Force (N)	max. Defl. (mm)	Cross Section (mm ²)
6th rib	180	4,4	23
7th rib	150	3,6	26

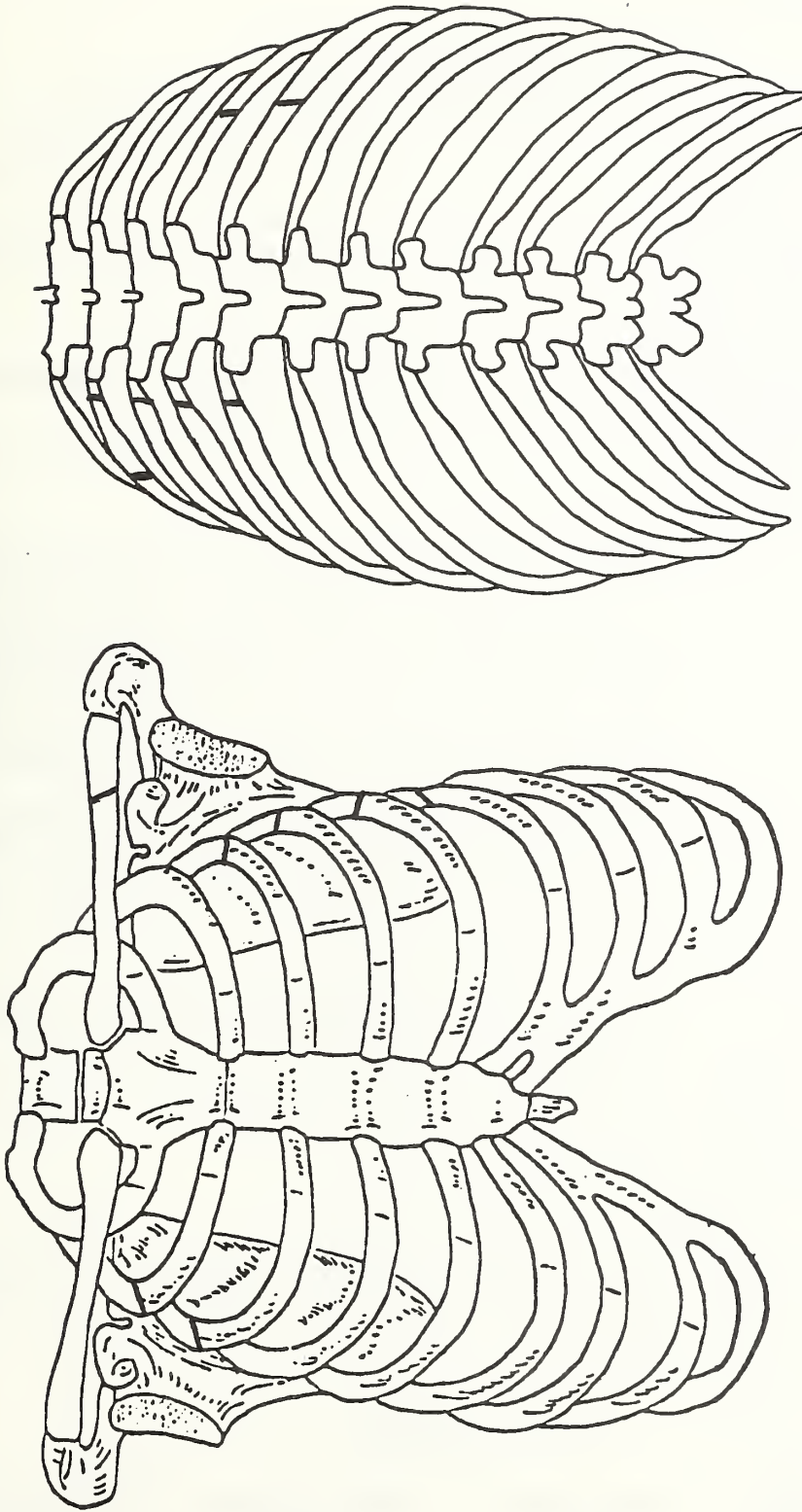
Anthropometrical Data

Body weight 68 kg

Body length 171 cm

- 1. Hat dimension 55 cm
- 2. Head circumference 66 cm
- 3. Neck circumfer. 36 cm
- 4. Upper arm circumfer. 29 cm
- 5. Chest circumfer. 89 cm
- 6. Chest height 22 cm
- 7. Chest width 30 cm
- 8. Abdomen circumfer. 77 cm
- 9. Buttocks - shoulder 68 cm
- 10. Seat height 92 cm
- 11. Pelvis - knee 57 cm
- 12. Sole of foot - knee 54 cm
- 13. Pelvis - heal 101 cm





Number of rib fractures 13

Run No. H8321

a) Subject

Male, 38 years, body weight 58 kg, body length 165 cm (further anthropometric data s. incl.), cause of death: bronchopneumonia.

b) Test conditions

Lateral impact, Volvo door, impact velocity 36 km/h.

c) Instrumentation

Sled deceleration, 9-accelerometer head, 12-accelerometer thorax, 3-accelerometer pelvis, lung pressure.

d) Medical findings

Body surface: No injuries.
Head: Fracture of the base of the skull left.
Thorax: Fracture of the 3d-5th rib right in the middle axillar line, of the 6th rib in the front axillar line. Fracture of the 2d-9th rib left in the middle axillar line. Fracture of the 2d-10th rib left in the paravertebral region, of the 9th-11th rib in the middle scapular line (incl.).
Abdomen: No injuries.
Pelvis: 10 cm long fracture of the wing of the ilium left with central fracture line ramification to the upper and lower area of the wing of the ilium.
Vertebral column: No injuries
Extremities: No injuries
e) AIS-Severity: Body surface 0, head 3, thorax 4, abdomen 0, pelvis 2, vertebral column 0, extremities 0, MAIS 4.

BENDING TESTS

<u>Run No. H 8321</u>	max. Force (N)	max. Deflex. (mm)	Cross Section (mm ²)
6th rib	96	3	32
7th rib	89	3	27

Anthropometrical Data

Body weight 58 kg

Body length 165 cm

1. Hat dimension 53 cm

2. Head circumference 63 cm

3. Neck circumfer. 36 cm

4. Upper arm circumfer. 25 cm

5. Chest circumfer. 84 cm

6. Chest height 21 cm

7. Chest width 29 cm

8. Abdomen circumfer. 79 cm

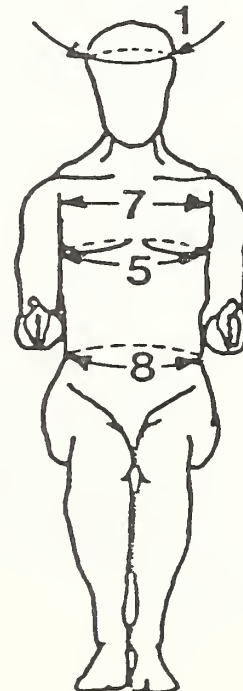
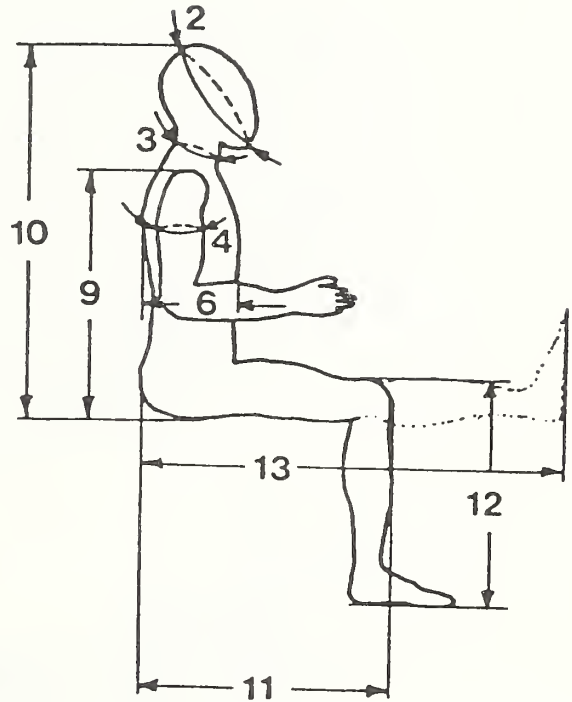
9. Buttocks - shoulder 67 cm

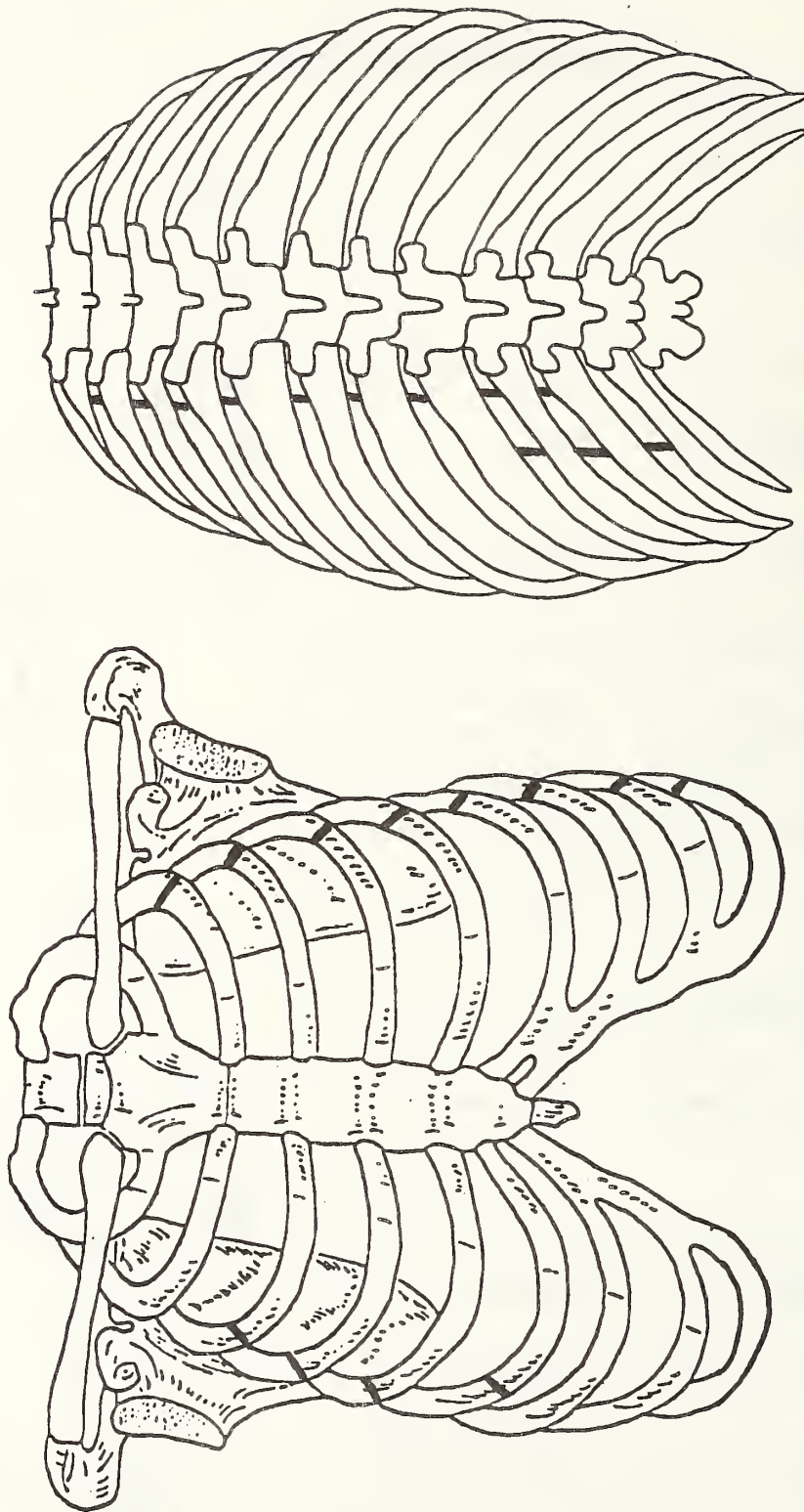
10. Seat height 92 cm

11. Pelvis - knee 53 cm

12. Sole of foot - knee 49 cm

13. Pelvis - heel 91 cm





Number of rib fractures 24

Run No. H 8330

a) Subject:

Male, 42 years, body weight 86 kg, body length 187 cm
(further anthropometrical data s. incl.), cause of
death: acute poisoning.

b) Test conditions:

Lateral impact, Volvo door, impact velocity 18 km/h.

c) Instrumentation:

Sled deceleration, 9-accelerometer head, 12-accelerometer
thorax, 3-accelerometer pelvis, lung pressure.

d) Medical findings:

No injuries.

e) AIS-Severity: 0

BENDING TESTS

Run No. H 8330

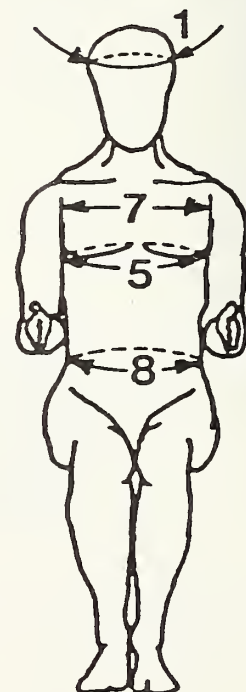
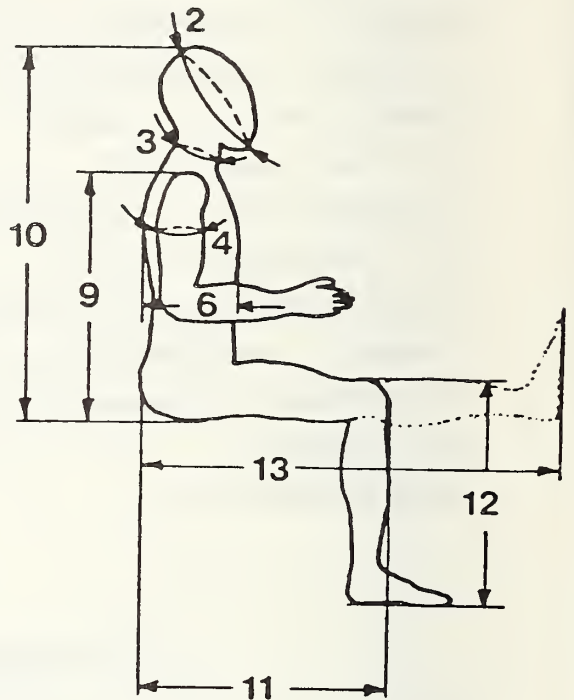
	max. Force (N)	max. Defl. (mm)	Cross Section (mm ²)
6th rib	213	3,4	32
7th rib	333	4,0	40

Anthropometrical Data

Body weight ...86. kg

Body length ...187. cm

- 1. Hat dimension56.....cm
- 2. Head circumference.....68.....cm
- 3. Neck circumfer.37.....cm
- 4. Upper arm circumfer. ...25.....cm
- 5. Chest circumfer.97.....cm
- 6. Chest height24.....cm
- 7. Chest width34.....cm
- 8. Abdomen circumfer.89.....cm
- 9. Buttocks - shoulder74.....cm
- 10. Seat height98.....cm
- 11. Pelvis - knee65.....cm
- 12. Sole of foot - knee58.....cm
- 13. Pelvis - heal108.....cm



Run No. H 8331

a) Subject:

Male, 43 years, body weight 62 kg, body length 170 cm
(further anthropometrical data s. incl), cause of death:
acute poisoning.

b) Test conditions:

Lateral impact, Volvo door, impact velocity 27 km/h.

c) Instrumentation:

Sled deceleration, 9-accelerometer head, 12-accelerometer
thorax, 3-accelerometer pelvis, lung pressure.

d) Medical findings:

Body Surface: Abrasion over the left crest
of the ilium.

Head: Contusion in the scalp over the
parietal bone.

Thorax: Fracture of the 2nd to 6th rib left
in the paravertebral region; fracture
of the 2nd to 9th rib left in the
axillar line (incl.).

Abdomen: No injuries.

Pelvis: No injuries.

Vertebral Column: Strain in the interspinal space
between C1 and C2 left (NLTJ1).

Extremities: Abrasion over the left elbow and
the left lateral malleolus.

e) AIS-Severity: Body Surface 1, Head 1, Thorax 3,
Abdomen 0, Pelvis 0, Vertebral
Column 1, Extremities 1, MAIS 3.

BENDING TESTS

<u>Run No. H 8331</u>	max. Force (N)	max. Defl. (mm)	Cross Section (mm ²)
6th rib	115	3,2	22
7th rib	131	2,5	22

Anthropometrical Data

Body weight 62 kg

Body length 170 cm

1. Hat dimension 54 cm

2. Head circumference..... 65 cm

3. Neck circumfer. 35 cm

4. Upper arm circumfer. 25 cm

5. Chest circumfer. 87 cm

6. Chest height 24 cm

7. Chest width 30 cm

8. Abdomen circumfer. 77 cm

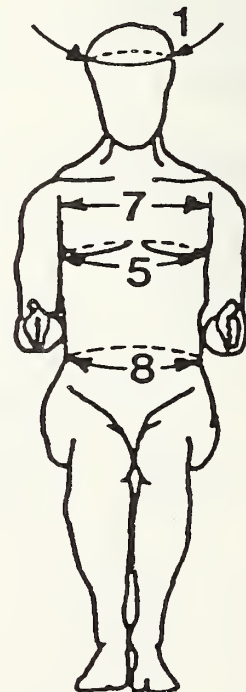
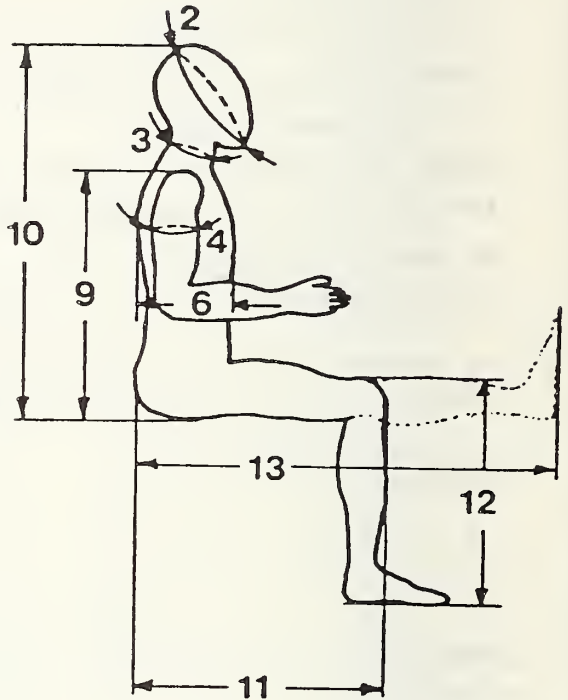
9. Buttocks - shoulder 68 cm

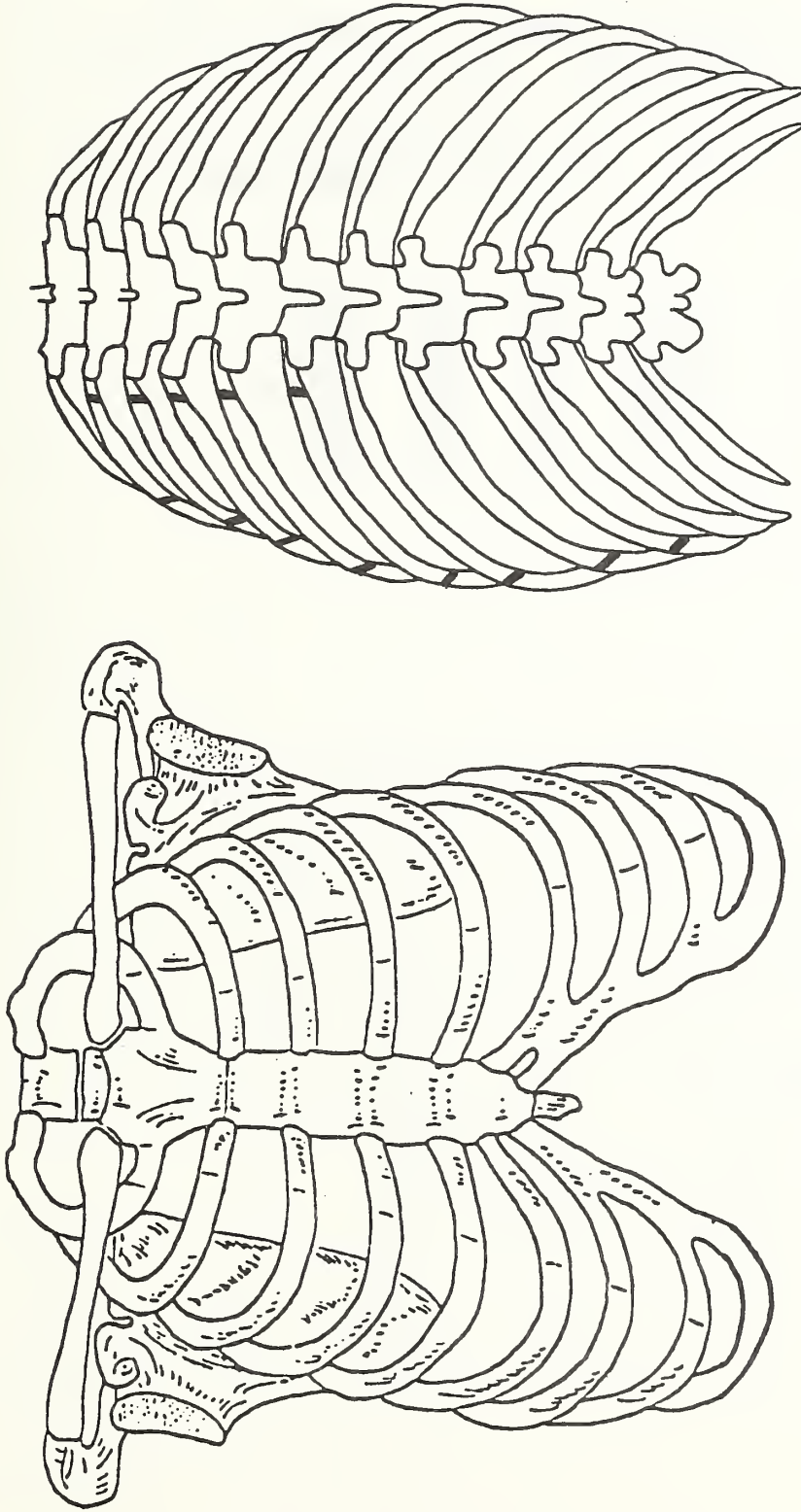
10. Seat height 90 cm

11. Pelvis - knee 58 cm

12. Sole of foot - knee 53 cm

13. Pelvis - heal 97 cm





Number of rib fractures . . . 13 . . .

APPENDIX

VIII

FRONTAL IMPACT

THREE POINT BELT

CADAVER TESTS

IMPACT VELOCITY :

50 KM/H

ANTROPOMETRICAL DATA

Run No	Sex	Age (Years)	Body Weight (kg)	Body Length (cm)	Hair size (cm)	Occip.-chin (cm)	Neck circumf. (cm)	Upper arm circumf. (cm)	Chest circumf. (cm)
H 8001	male	38	70	171	56	64	39	30	91
H 8002	female	32	61	172	52	62	31	22	82
H 8005	male	25	80	200	57	66	38	29	95
H 8006	female	34	48	157	54	64	32	24	80
H 8008	male	19	66	180	56	66	36	28	87
5	M 3 F 2	29.6	65	176	55	64.8	35.2	26.6	87

CONTINUE ANTROPOMETRICAL DATA

Run No	Chest height (cm)	Chest width (cm)	Abdom circumf. (cm)	Buttocks shoulder (cm)	Seat height (cm)	Pelvis knee (cm)	Pelvis knee (cm)	Sole of foot (cm)	Pelvis heel (cm)
H 8001	22	32	80	66	91	55	49	96	
H 8002	18	27	68	72	100	54	48	94	
H 8005	23	33	79	80	106	66	62	113	
H 8006	17	28	63	64	87	51	44	87	
H 8008	22	30	69	68	93	56	55	100	
5	20.4	30	71.8	70	95.4	56.8	51.6	98	

RIB. FRACT.

Run No	Impact Area Specific	Collis. Veloc. (km/h)	Number Rib. Fract.	Number Rib. Fract. Left side	Number Rib. Fract. Right side	Left side Front	Left side Rear	Right side Front	Right side Rear
H 8001	-----	50	5	0	0	0	5	5	0
H 8002	-----	50	3	1	1	0	2	2	0
H 8005	-----	49	5	5	5	0	0	0	0
H 8006	-----	51	4	1	1	0	3	3	0
H 8008	-----	49	2	2	2	0	0	0	0
5	-----	49.2	3.2	1.8	1.8	0	2	2	0

AIS - SEVERITY

Run No	Body Sur- face	Head	Thorax	Abdomen	Pelvis	Spine	Extrem.	MAIS
H 8001	0	0	3	1	0	2	0	3
H 8002	0	0	3	1	0	3	0	3
H 8005	0	0	3	0	0	0	0	3
H 8006	0	0	3	0	0	3	0	3
H 8008	0	0	3	1	0	2	0	3
5	0	0	3	.5	0	2	0	3

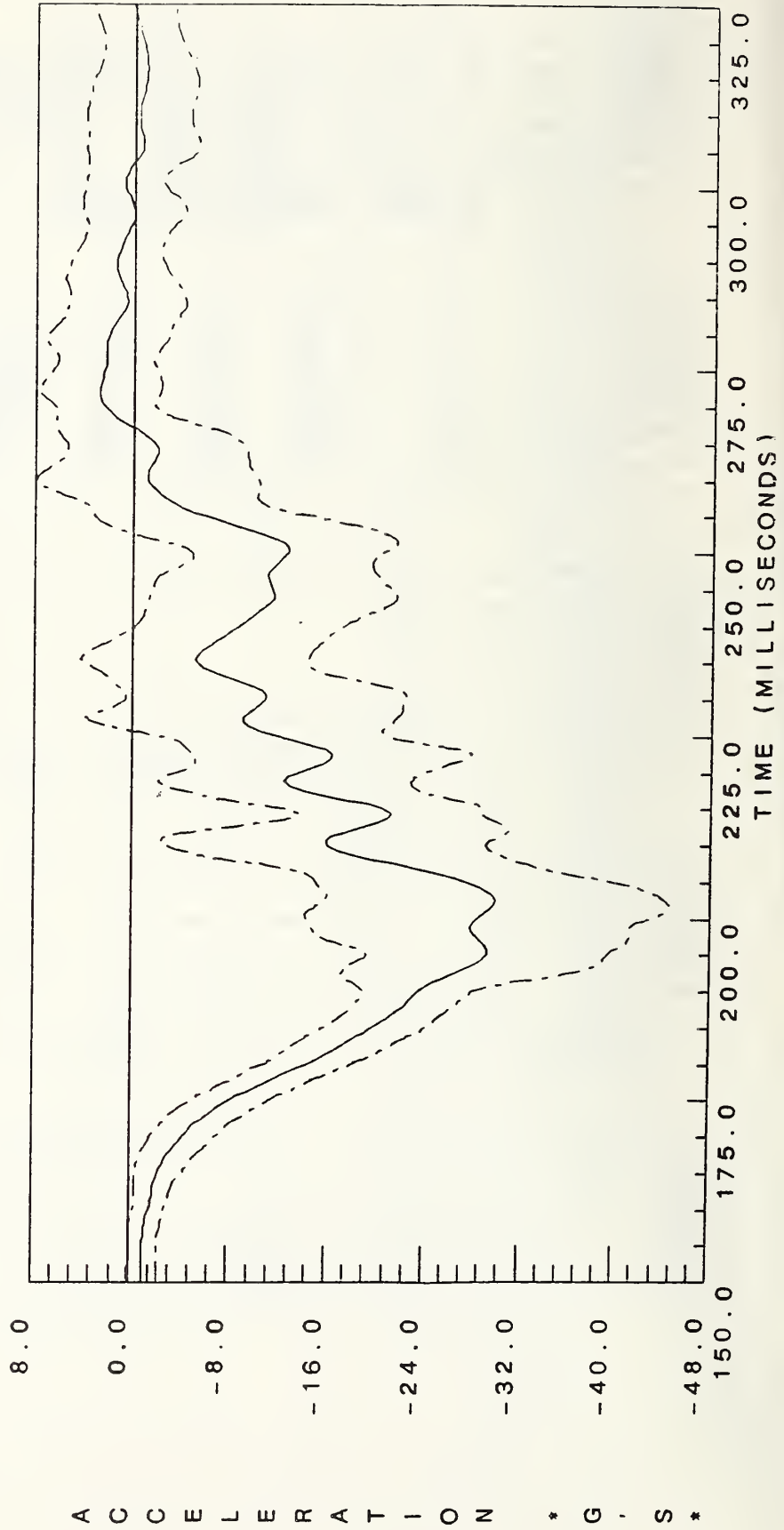
6th RIB

7th RIB

Run No	max. Force [N]	max. Defl. [mm]	Cross section [mm ²]	max. Force [N]	max. Defl. [mm]	Cross section [mm ²]
H 8001	395	4.0	45.7	316	5.0	38.4
H 8002	255	-	32.4	236	5.0	32.3
H 8005	291	5.0	26.5	346	5.0	29.2
H 8006	178	6.6	26.6	200	6.2	31.7
H 8008	213	5.7	30.6	206	5.8	33.0
5	282.4	5.33	32.4	261.2	5.6	33.52

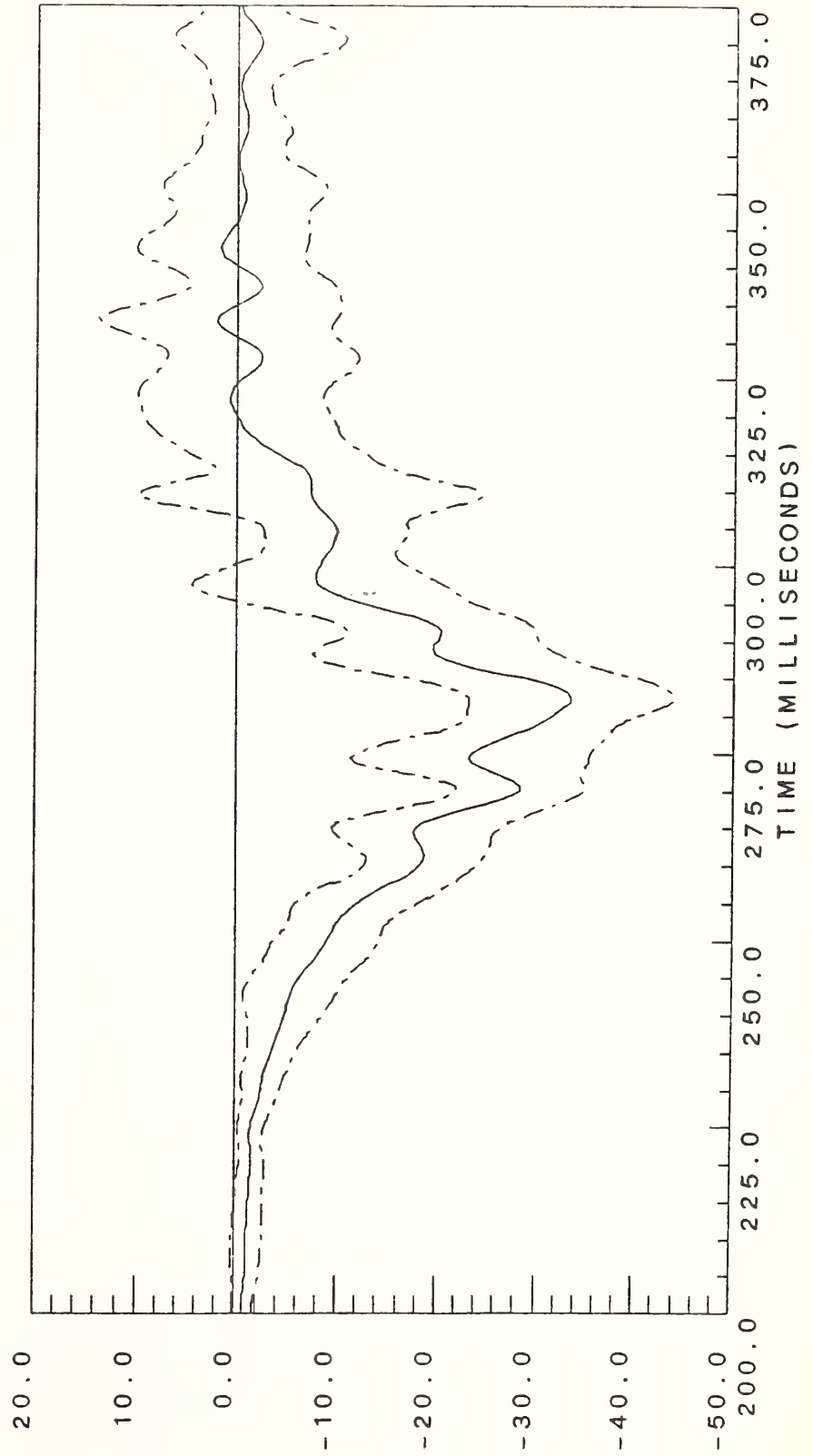
Mean Response with +/- 1 St. Dev. Corridor

Frontal 30 MPH Belted, Upper Sternum (X)



Mean Response with +/- 1 St. Dev. Corridor

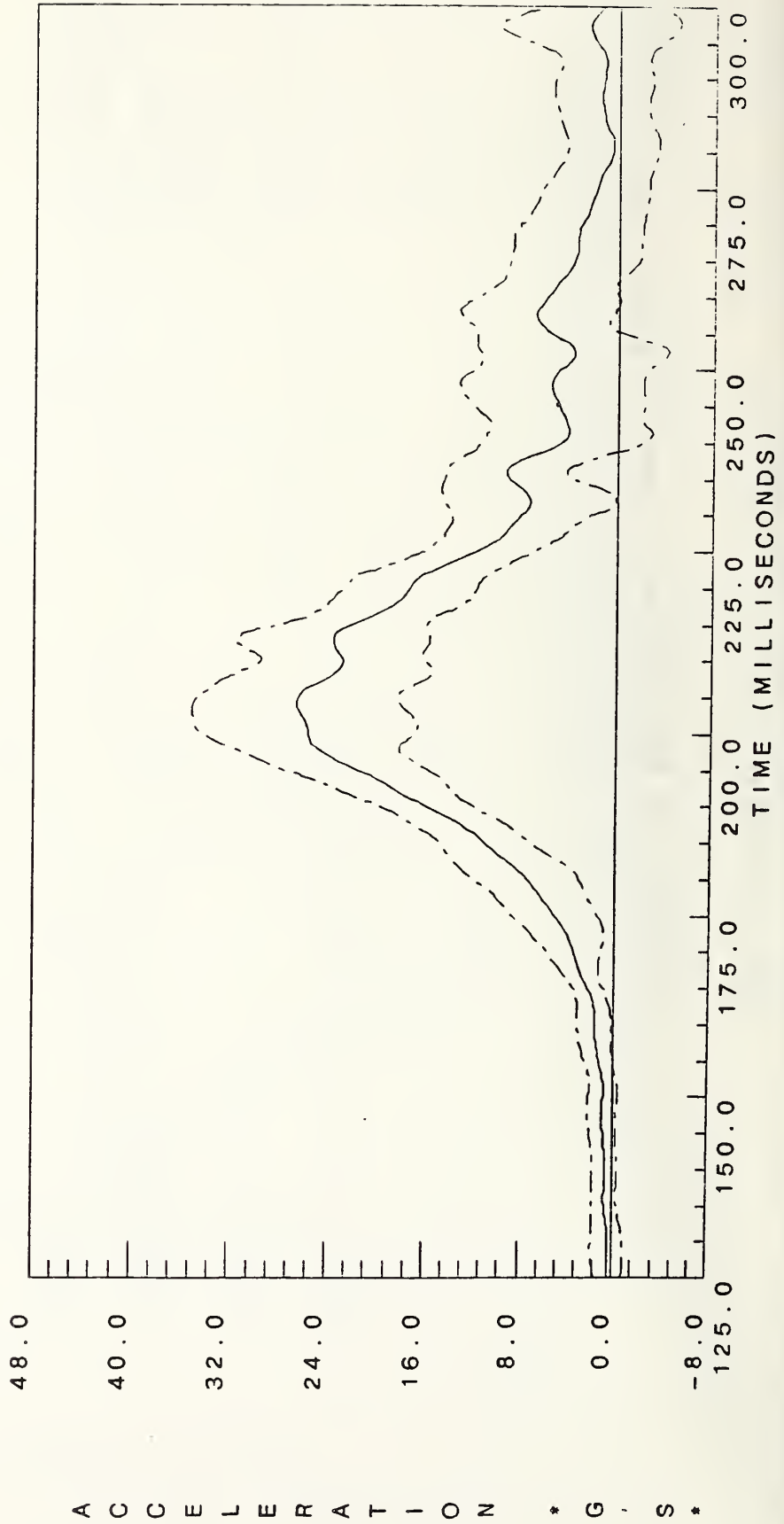
Frontal 30 MPH Belted, Lower Sternum (X)



A C C E L E R A T I O N * G * S *

Mean Response with +/- 1 St. Dev. Corridor

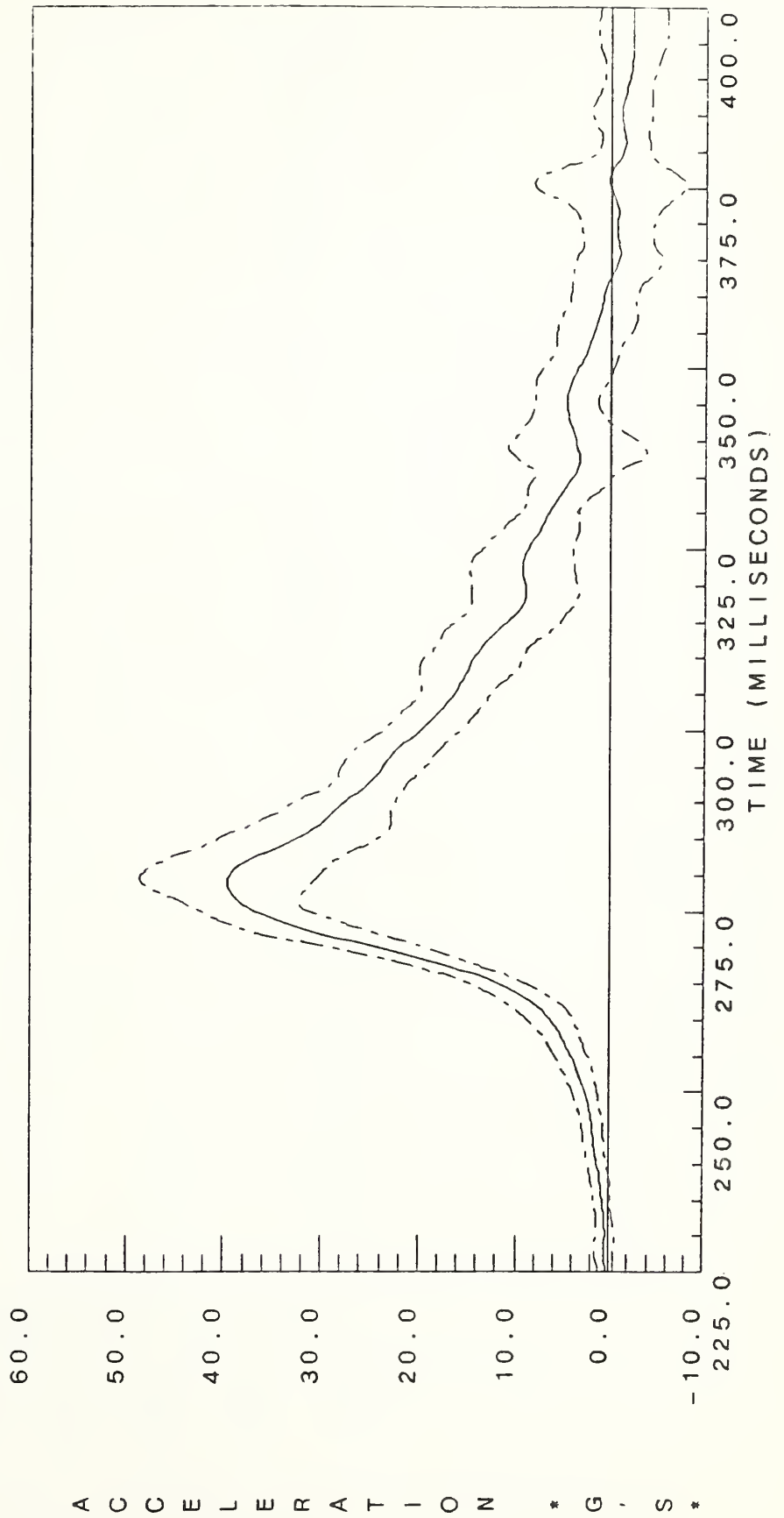
Frontal 30 MPH Beited, Upper Spine (X)



A C C E L E R A T I O N * G * S *

Mean Response with +/- 1 St. Dev. Corridor

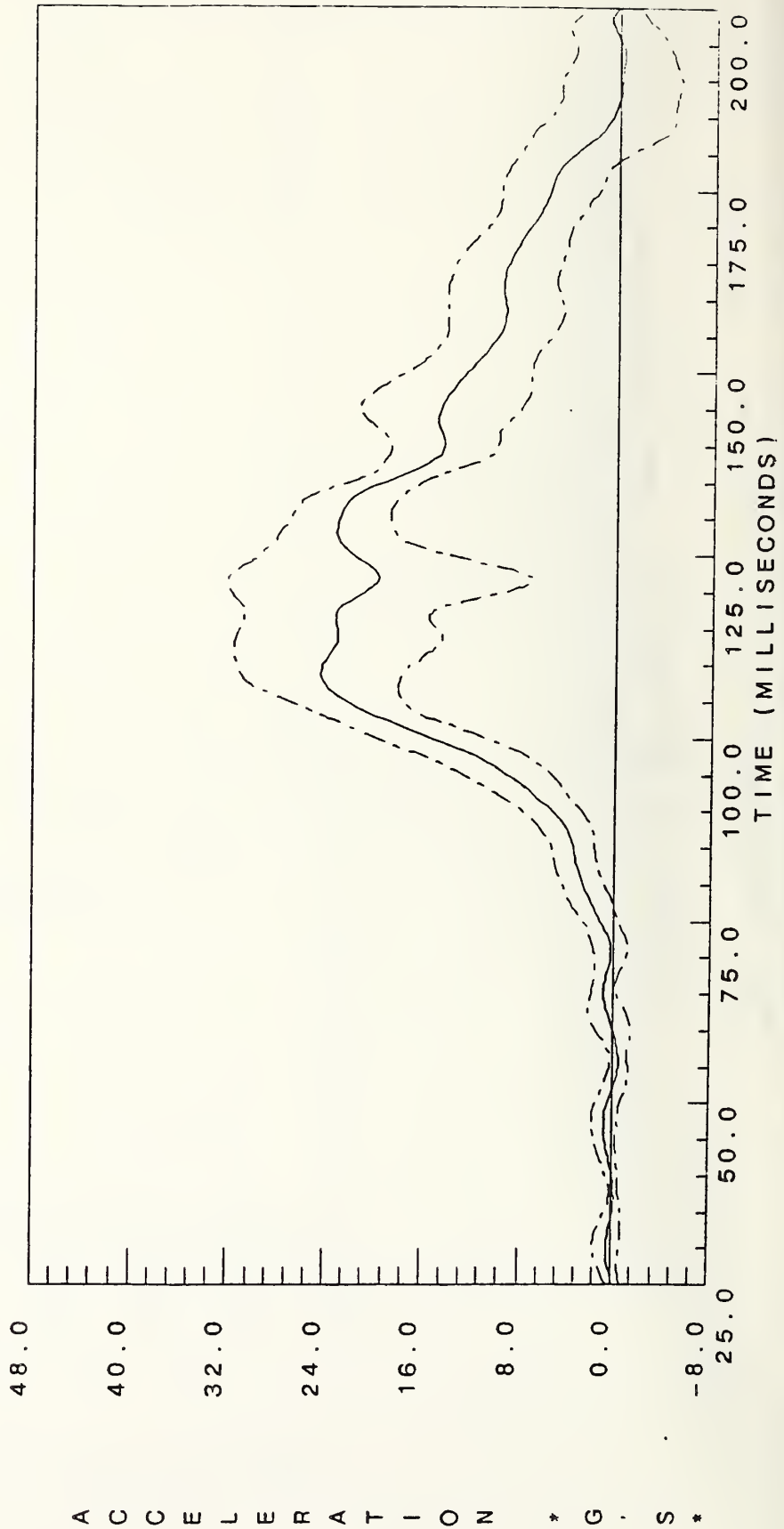
Frontal 30 MPH Belted, Lower Spine (X)



A C C E L E R A T I O N * G * S *

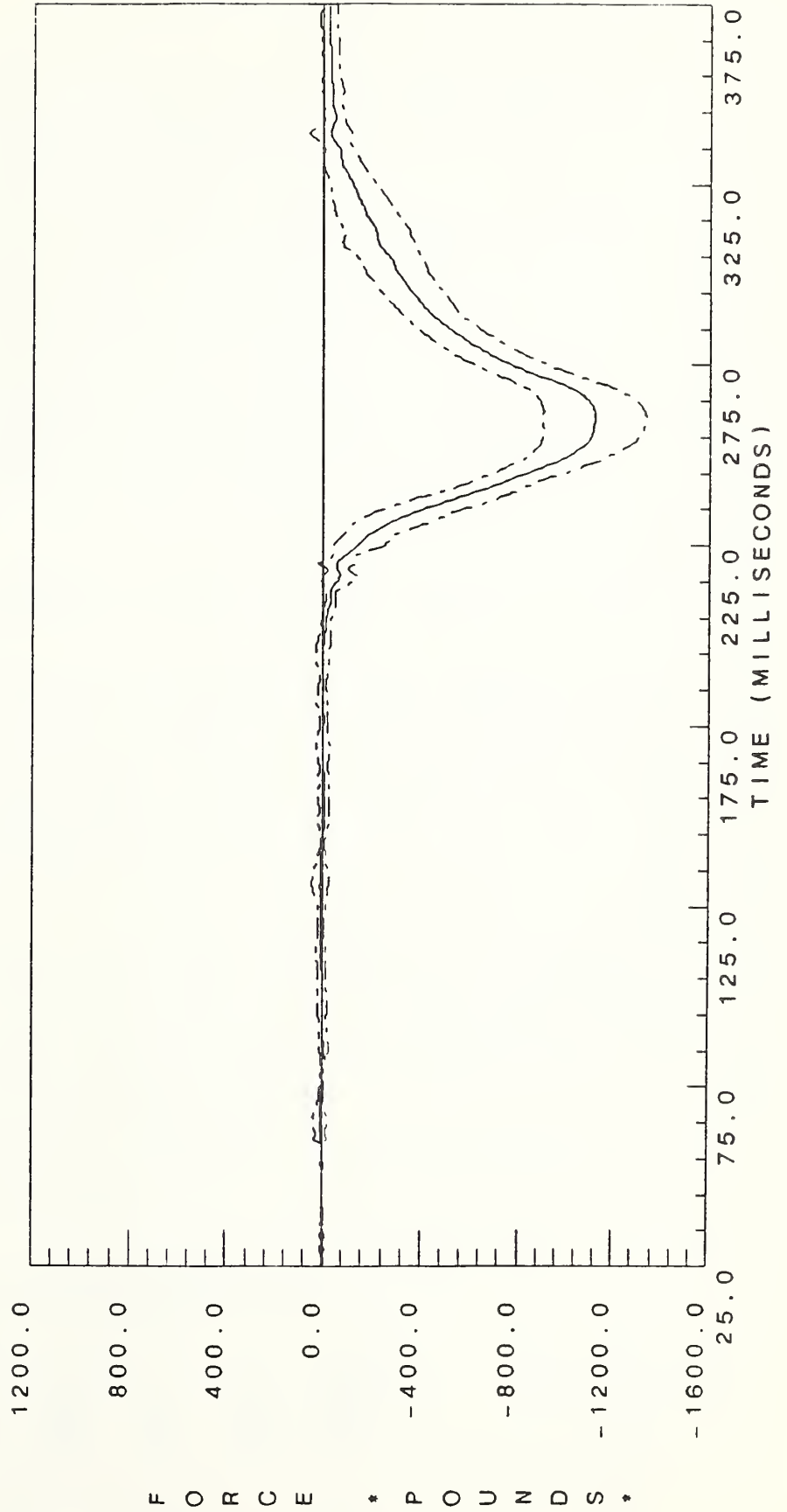
Mean Response with ± 1 St. Dev. Corridor

Frontal 30 MPH Belted, Center Pelvis (X)



Mean Response with +/- 1 St. Dev. Corridor

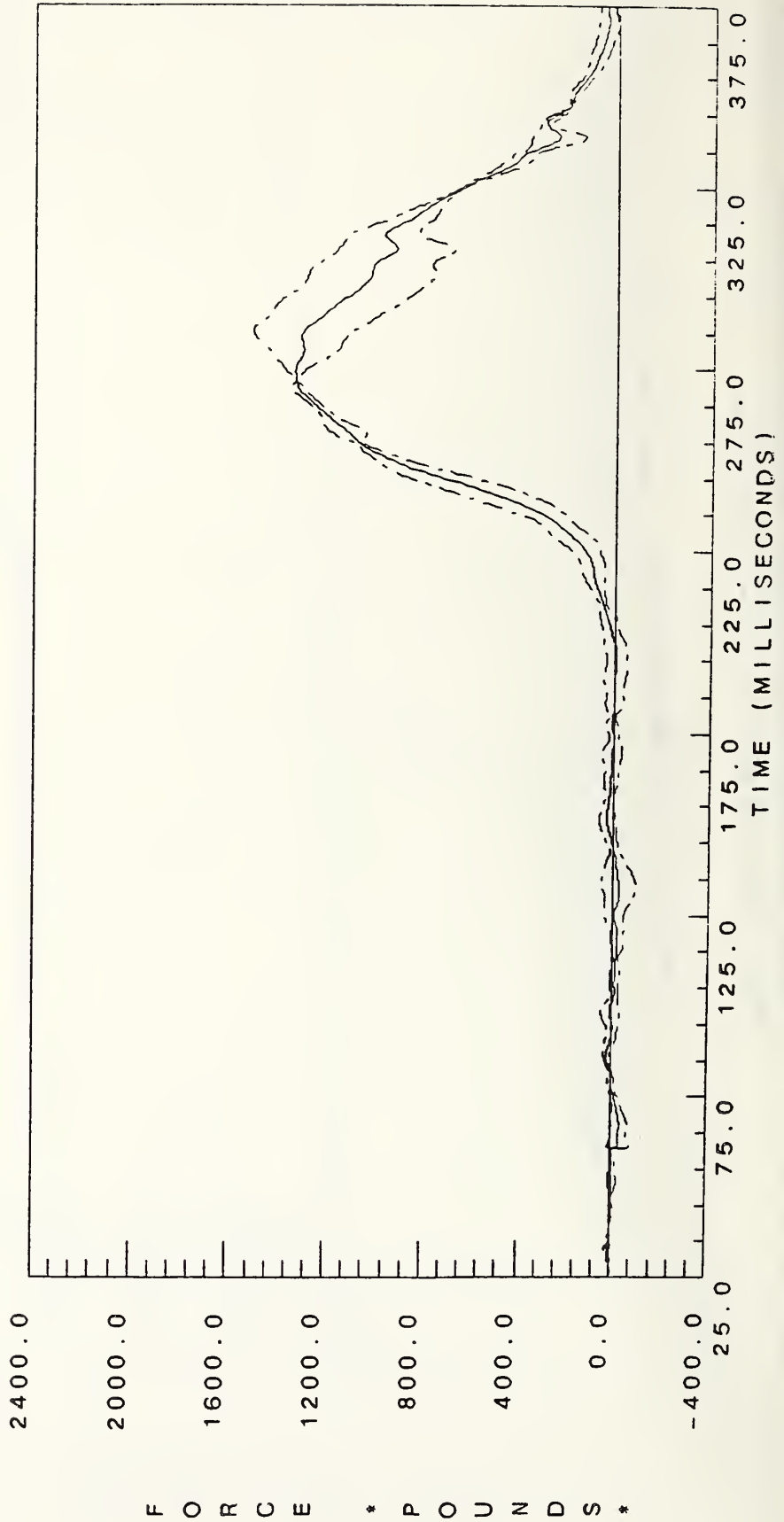
Frontal 30 MPH Belted, Lap Belt (X)



F O R C E * P O U N D S *

Mean Response with +/- 1 St. Dev. Corridor

Front 30 MPH Belted, Shoulder Belt (X)



F O R C E * P O U N D S *

Run No. H 8001

- a) Subject: Male, 38 years, body weight: 70 kg, body length: 171 cm, (further anthropometric data s. incl.), cause of death: poisoning acute.
- b) Test conditions: Frontal collision, impact velocity: 50 km/h, Volvo-Puls, medium sled deceleration: 16 g (evaluated from the collision velocity and the stopping distance).
- c) Instrumentation: Sled deceleration, 9-accelerometer head, 12-accelerometer thorax, 3-accelerometer pelvis, lung pressure, lap-belt force.

Medical Findings:

Body Surface: Skin abrasion over the left shoulder and the hip bones.

Thorax: Hemorrhages of the scaline muscles left. Fracture of the manubrium sterni. Double fracture of the 2nd rib right in the cartilage area and in the front axillar line. Fracture of the 3rd, 4th and 5th rib right in the cartilage-bone transition.

Abdomen: No injuries.

Vertebral Column: Lacerations of the ligamentum flavum between C3/C4, C7/Th1. The vertebral body Th2 showed an anterior margin fracture. Muscle hemorrhages between occiput and C1/C2. Fracture of the occipital condyle right.

AIS Severity: Body surface 1, Thorax 3, Abdomen 1, Vertebral Column 2, MAIS 3.

BENDING TESTS

Run No. H80001

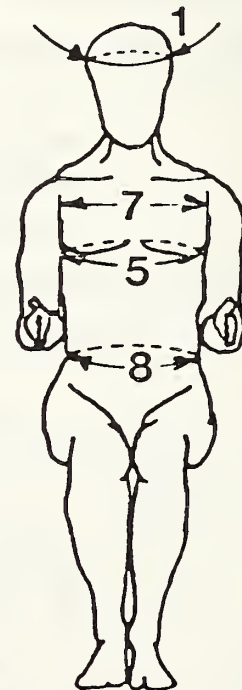
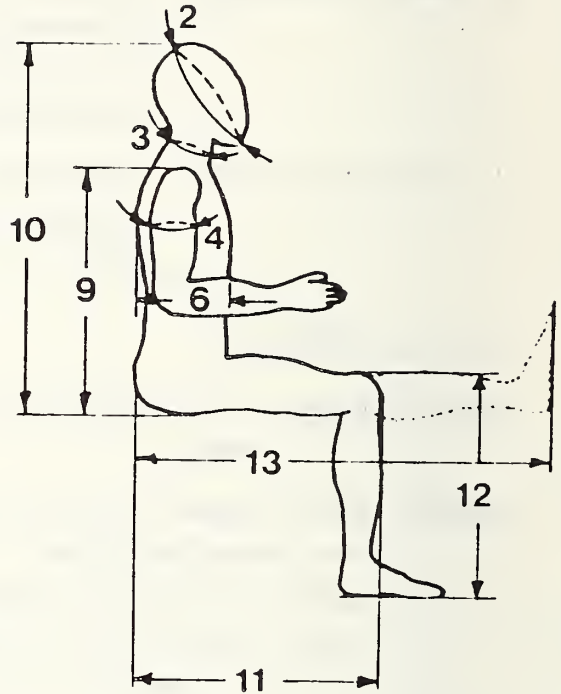
	max. Force (N)	max. Deflexion (mm)	Cross Section (mm ²)
6th rib	395	4,0	46
7th rib	318	5,0	36

Anthropometrical Data

Body weight ...70. kg

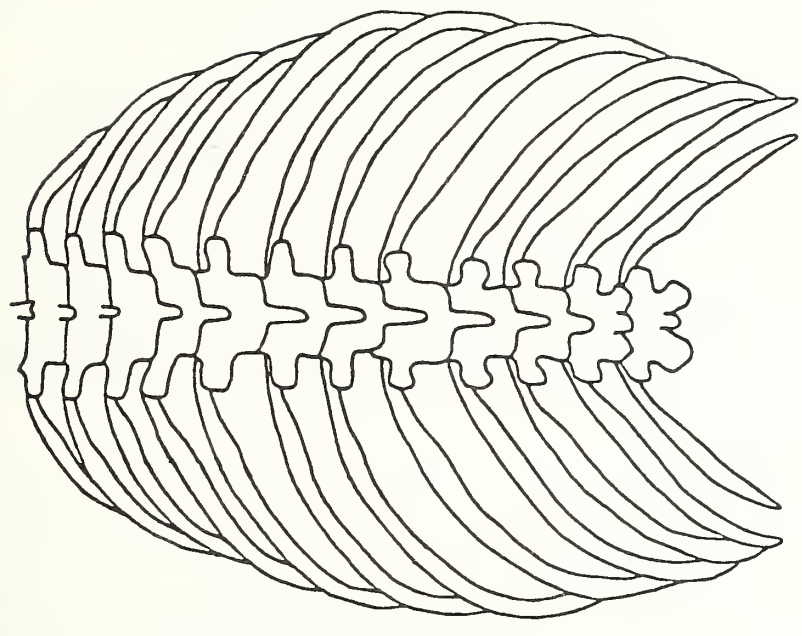
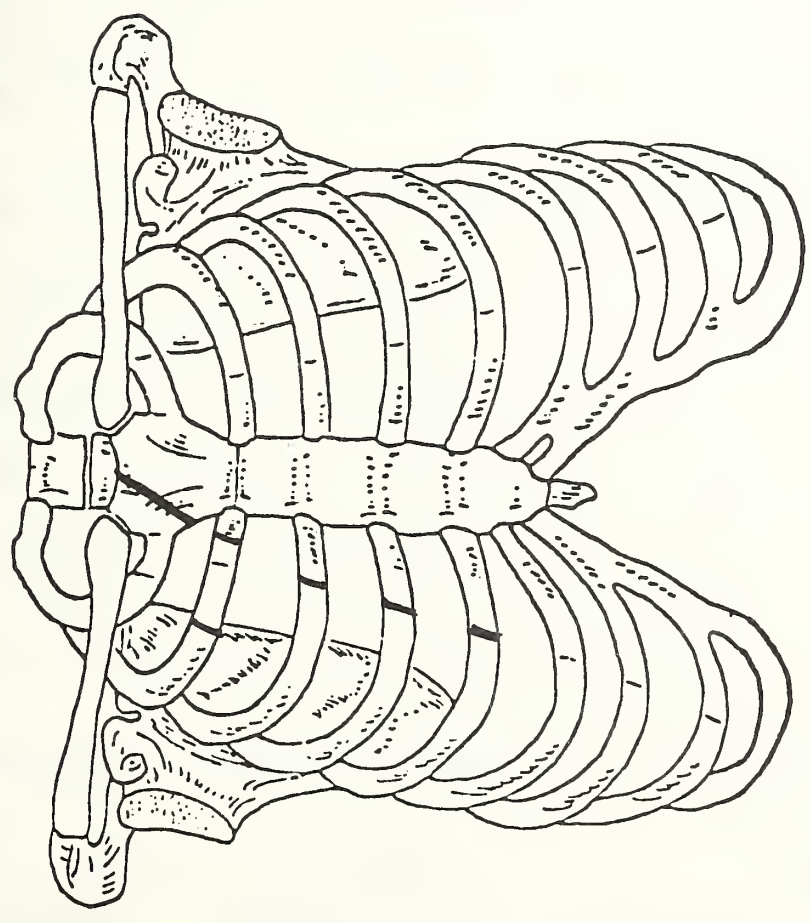
Body length cm

- 1. Hat dimension56.....cm
- 2. Head circumference.....64.....cm
- 3. Neck circumfer.39.....cm
- 4. Upper arm circumfer.30.....cm
- 5. Chest circumfer.91.....cm
- 6. Chest height22.....cm
- 7. Chest width32.....cm
- 8. Abdomen circumfer.80.....cm
- 9. Buttocks - shoulder66.....cm
- 10. Seat height91.....cm
- 11. Pelvis - knee55.....cm
- 12. Sole of foot - knee49.....cm
- 13. Pelvis - heal96.....cm



University of Heidelberg
Institute for Forensic Medicine

Run No. H 80 01 DOT



Number of rib fractures 5.....

Run No. H 8002

- a) Subject: Female, 32 years, body weight: 61 kg, body length: 172 cm, (further anthropometric data s. incl.), cause of death: poisoning acute.
- b) Test conditions: Frontal collision, impact velocity: 50 km/h, Volvo-Puls, medium sled deceleration: 16 g (evaluated from the collision velocity and the stopping distance).
- c) Instrumentation: Sled deceleration, 9-accelerometer head, 12-accelerometer thorax, 3-accelerometer pelvis, lung pressure, lap-belt force.

Medical Findings:

Body Surface: Skin abrasion over the left shoulder and the hip bones.

Thorax: Fracture of the left clavicle. Fracture of the sternum from 3rd rib left to 4th rib right. Fracture of the 4th rib left in the front axillar line. Fracture of the 7th and 8th rib right in the front axillar line.

Abdomen: No injuries.

Vertebral Column: Hemorrhages into the medium and deep muscle layers right at C1, C2. Further, at the right side over Th1 and Th2 a stronger bleeding of the medium and deep muscle layers. At the left side a small hemorrhage into the deep muscle layers over Th1 and Th2. Lacerations of the ligamentum flavum between C6/C7 and C7/Th1; hemorrhages in the corresponding interspinal spaces. Hemorrhages of the interspinal space between C1 and C2. Fracture of the transversus processus C2, left and right. Articular capsule lacerations at C2/C3 left.

AIS Severity: Body surface 1, Thorax 3, Abdomen 0, Vertebral Column 3, MAIS 3.

Run No.H80002

BENDING TESTS

	max. Force (N)	max. Deflexion (mm)	Cross Section (mm ²)
6th rib	235	-	32
7th rib	236	6,0	32

Anthropometrical Data

Body weight ...61. kg

Body length ...172. cm

1. Hat dimension52...cm

2. Head circumference.....62...cm

3. Neck circumfer.31...cm

4. Upper arm circumfer.22...cm

5. Chest circumfer.82...cm

6. Chest height18...cm

7. Chest width27...cm

8. Abdomen circumfer.68...cm

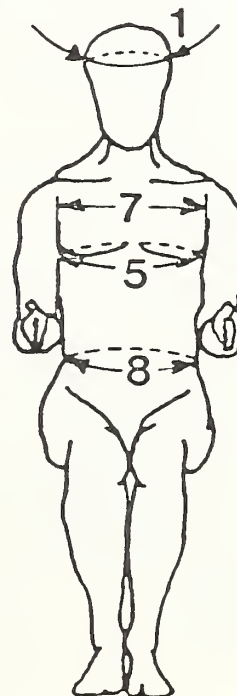
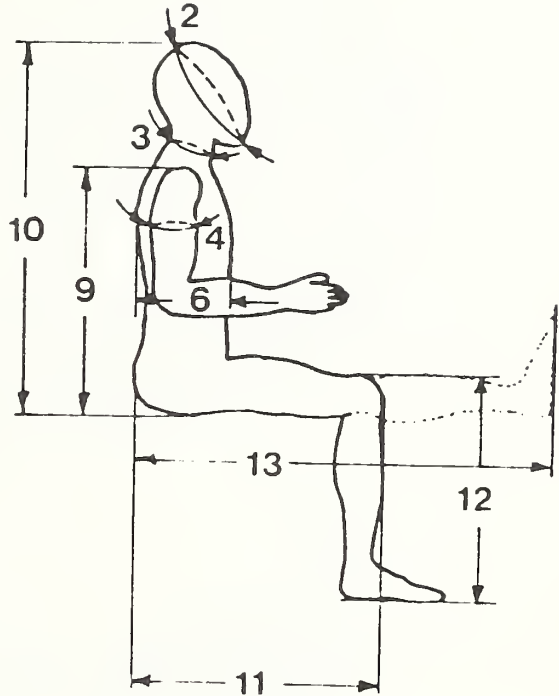
9. Buttocks - shoulder72...cm

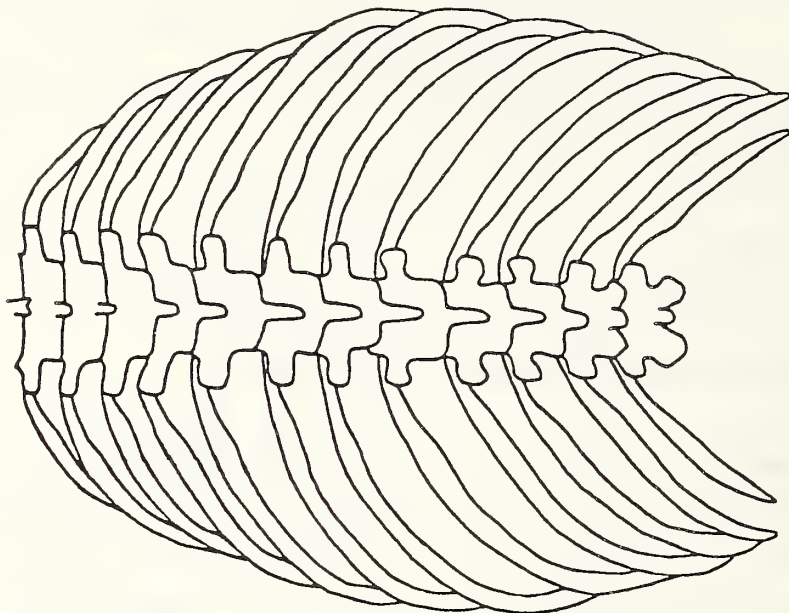
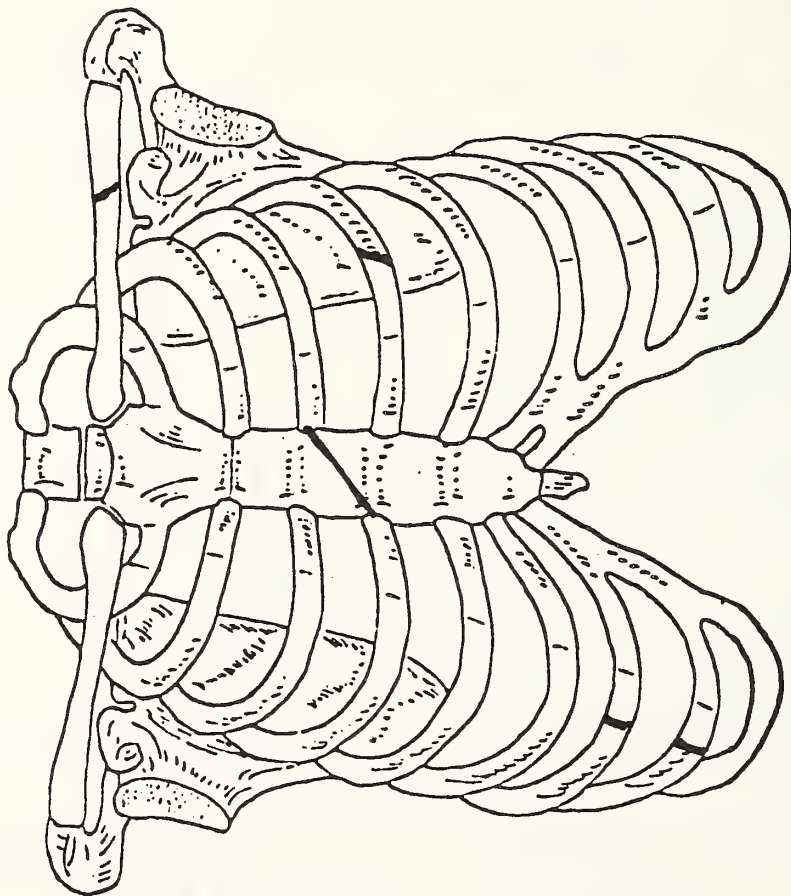
10. Seat height100...cm

11. Pelvis - knee54...cm

12. Sole of foot - knee48...cm

13. Pelvis - heal94...cm





Number of rib fractures 3

Run No. H 80 005

a) Subject:

Male, 25 years, body weight 80 kg, body length 200 cm (further anthropometric data s. incl.), cause of death: poisoning acute.

b) Testconditions:

Frontal collision, impact velocity 49,2 km/h, Volvo-Puls, medium sled deceleration 13,8 g (evaluated from the collision velocity and the stopping distance).

c) Instrumentation:

Sled deceleration, 9-accelerometer head, 12-accelerometer thorax, 3-accelerometer pelvis, lung pressure, lap-belt force.

d) Medical findings:

Body surface: No injuries
Head: No injuries
Thorax: Fracture of the xiphoid process. Fractures of the 4th to 7th rib left, directly to the sternum, 2nd fracture of the 7th rib 5 cm left to the sternum centerline (incl.
Abdomen: No injuries
Vertebral Column: No injuries
Extremities: No injuries

e) Severity degree:

AIS-Thorax 3, AIS-Abdomen 0, AIS-Vertebral Column 0, MAIS - 3

BENDING TESTS

Run No.H80005

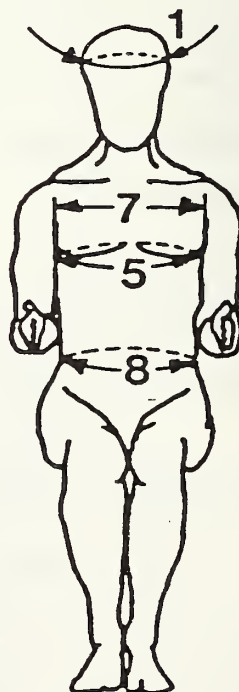
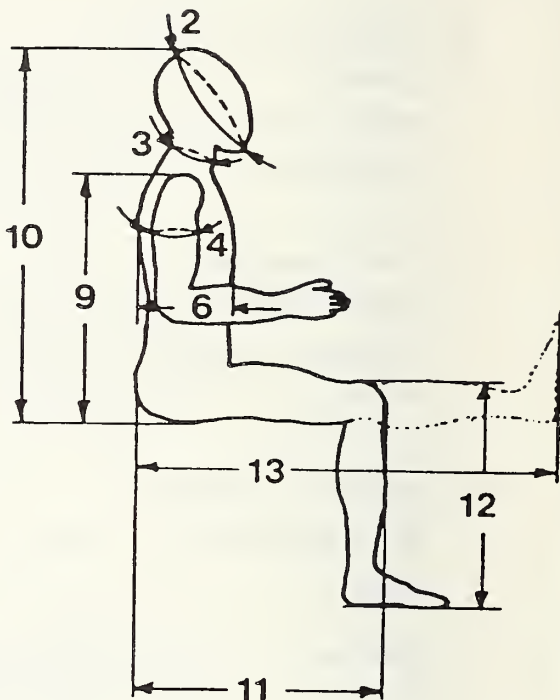
	max. Force (N)	max.Deflexion (mm)	Cross Section (mm ²)
6th rib	291	5,0	27
7th rib	346	5,0	29

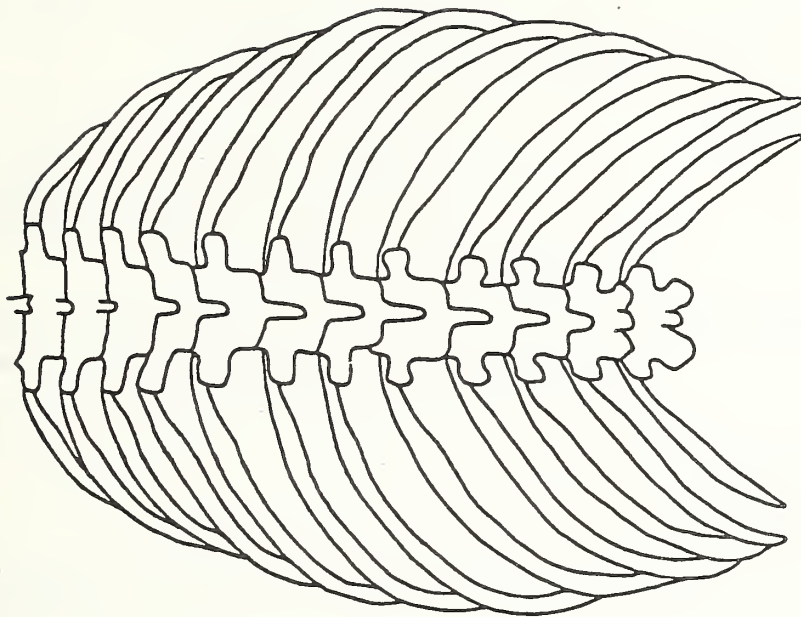
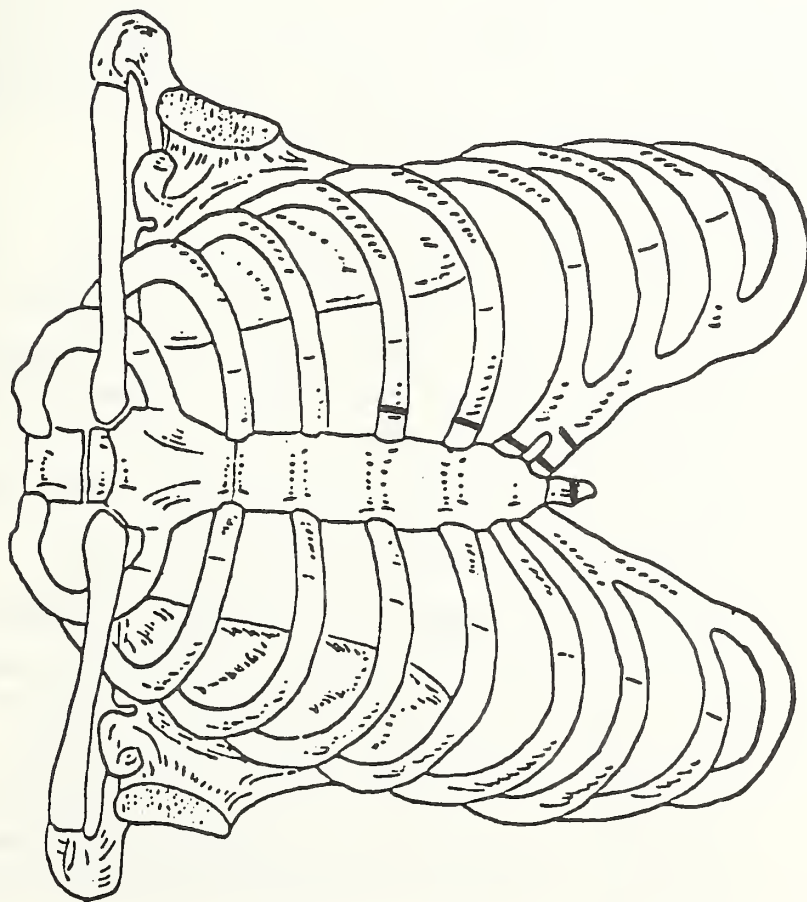
Anthropometrical Data

Body weight ...80 kg

Body length ...200 cm

- 1. Hat dimension57...cm
- 2. Head circumference.....68...cm
- 3. Neck circumfer.38...cm
- 4. Upper arm circumfer.29...cm
- 5. Chest circumfer.95...cm
- 6. Chest height23...cm
- 7. Chest width33...cm
- 8. Abdomen circumfer.79...cm
- 9. Buttocks - shoulder80...cm
- 10. Seat height106...cm
- 11. Pelvis - knee66...cm
- 12. Sole of foot - knee62...cm
- 13. Pelvis - heal113...cm





Number of rib fractures ..5...

Run No. H 80 006

- a) Subject: Female, 34 years, body weight: 48 kg, body length: 157 cm, (further anthropometric data s. incl.), cause of death: poisoning acute.
- b) Test conditions: Frontal collision, impact velocity 50,9 km/h, Volvo-Puls, medium sled deceleration 15 g (evaluated from the collision velocity and the stopping distance).
- c) Instrumentation: Sled deceleration, 9-accelerometer head, 12-accelerometer thorax, 3-accelerometer pelvis, lung pressure, lap-belt force.

Medical Findings:

Body Surface: Skin abrasion over the left shoulder.

Thorax: Hemorrhage in the left anterior triangle of the neck and the left shoulder, sternum fracture in the level of the 3rd rib. Fracture of the 2nd rib left in the front axillar line, fracture of the 5th, 6th rib right in the cartilage-bone transition, fracture of the 7th rib right in the front axillar line.

Abdomen: No injuries.

Vertebral Column: Hemorrhages in the medium muscle layer right and left in the height of the 3rd lumbar vertebral body. Hemorrhage into the dorsal epidural space of C5 to Th12. Anterior margin fracture of the vertebral body Th3. The intervertebral disc Th2/Th3 is teared up in connection with the upper surface of the vertebral body fracture with strong hemorrhages. In the same segment the ligamentum flavum and the interspinal ligamentous system is teared up. Ligamentum flavum laceration at C5/C6. At the right side cut, hemorrhages into the foramina intervertebralia at C2/C3, C4/C5, C5/C6 and C6/C7. At the left side cut, hemorrhages into the foramina intervertebralia of C4 to Th1/Th2.

AIS Severity: Body Surface 1, Thorax 3, Abdomen 0, Vertebral Column 3, MAIS 3.

BENDING TESTS

Run No.H80006

	max. Force (N)	max. Deflexion (mm)	Cross Section (mm ²)
6th rib	178	7,0	27
7th rib	200	6,0	32

Anthropometrical Data

Body weight 48 kg

Body length 157 cm

1. Hat dimension 54 cm

2. Head circumference 64 cm

3. Neck circumfer. 32 cm

4. Upper arm circumfer. 24 cm

5. Chest circumfer. 80 cm

6. Chest height 17 cm

7. Chest width 28 cm

8. Abdomen circumfer. 63 cm

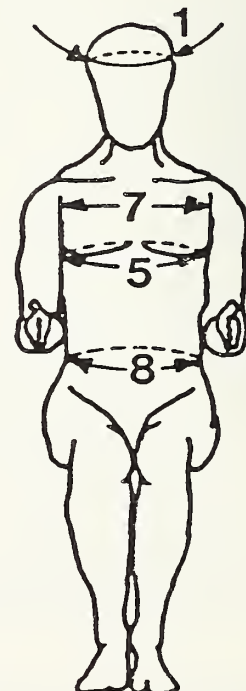
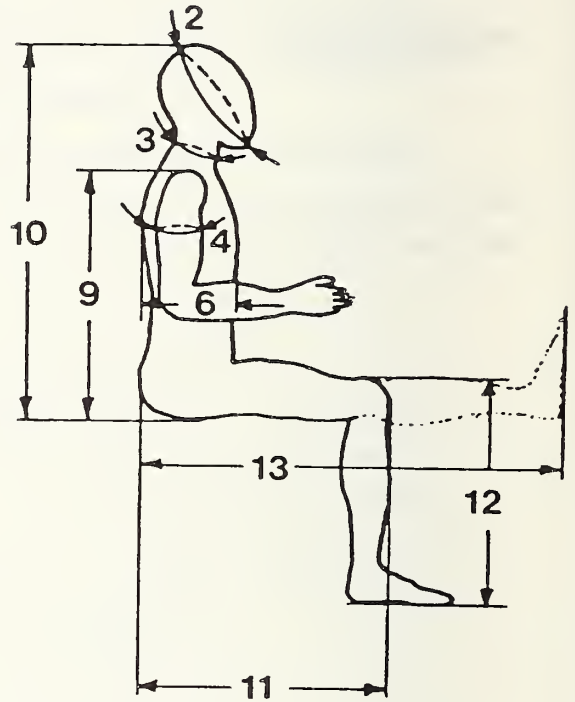
9. Buttocks - shoulder 64 cm

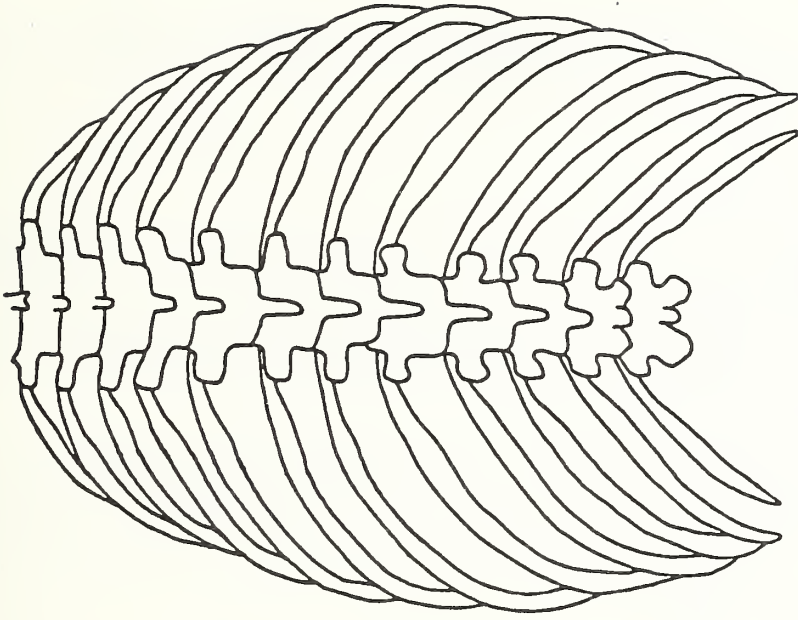
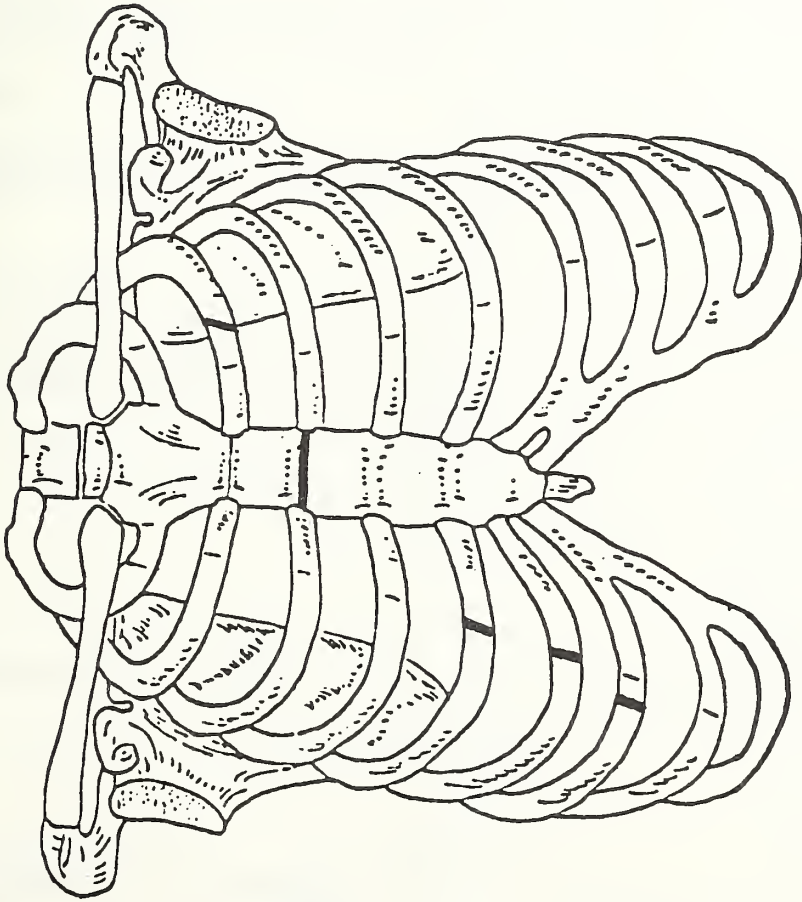
10. Seat height 87 cm

11. Pelvis - knee 51 cm

12. Sole of foot - knee 44 cm

13. Pelvis - heal 87 cm





Number of rib fractures 4

Run No. H 80 008

a) Subject:

Male, 19 years, body weight 66 kg, body length 180 cm
(further anthropometric data s. incl.) cause of death:
drugs

b) Testconditions:

Frontal collision, impact velocity 49,3 km/h, Volvo-Puls,
medium sled deceleration 14,5 g (evaluated from the
collision velocity and the stopping distance).

c) Instrumentation:

9-accelerometer head, 11-accelerometer thorax,
3-accelerometer pelvis, lung pressure, lap-belt force

d) Medical findings:

Body surface: Skin abrasions over the left upper arm
bone head and the hip bones.

Head: No injuries

Thorax: Fractures of the 6th and 7th rib left

Abdomen: No injuries

Vertebral column: Hemorrhages in all muscle layers of C5 to
Th3. Hemorrhages in the medium and upper
muscle layers between occiput and C2,
right. Hemorrhages into the deep muscle
layer between occiput and C1.

Extremities: No injuries

e) Severity degree:

AIS-Thorax 3, AIS-Abdomen 1, AIS-Vertebral Column 2,
MAIS - 3

BENDING TESTS

Run No.H80008


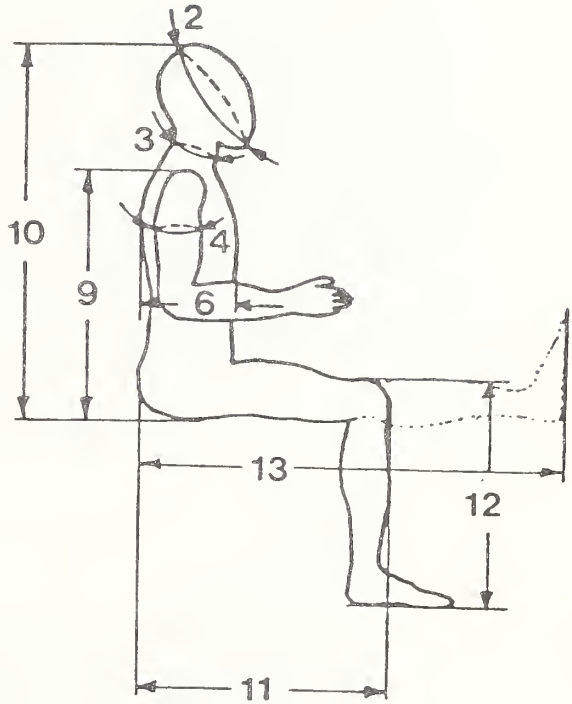
	max. Force (N)	max. Deflexion (mm)	Cross Section (mm ²)
6th rib	213	6,0	31
7th rib	206	6,0	33

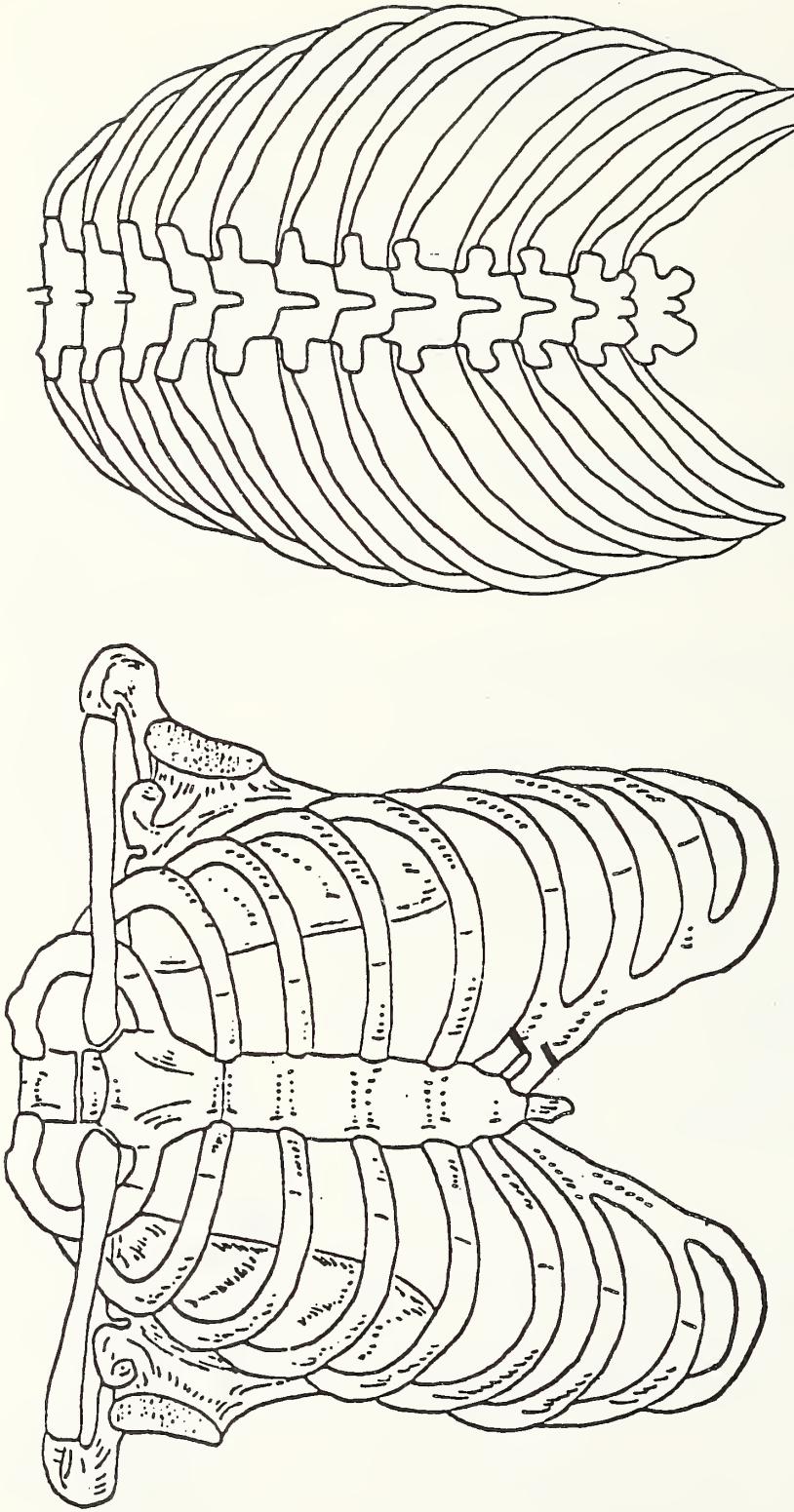
Anthropometrical Data

Body weight ...⁶⁶ kg

Body length ...¹⁸⁰ cm

- 1. Hat dimension⁵⁶ cm
- 2. Head circumference.....⁶⁶ cm
- 3. Neck circumfer.³⁶..cm
- 4. Upper arm circumfer. ...²⁸..cm
- 5. Chest circumfer.⁸⁷..cm
- 6. Chest height²²..cm
- 7. Chest width³⁰..cm
- 8. Abdomen circumfer.⁸⁹..cm
- 9. Buttocks - shoulder⁶⁸..cm
- 10. Seat height⁹³..cm
- 11. Pelvis - knee⁵⁸..cm
- 12. Sole of foot - knee⁵⁵..cm
- 13. Pelvis - heal¹⁰⁹..cm





Number of rib fractures ...2...

APPENDIX

IX

LATERAL IMPACT HSRI SID

HZHO B BIGHD SALL
 HZHO B BIGHD SALL
 HZHO B BIGHD SALL

HZHO B BIGHD SALL
 HZHO B BIGHD SALL
 HZHO B BIGHD SALL

HZHO B BIGHD SALL
 HZHO B BIGHD SALL
 HZHO B BIGHD SALL

HZHO B BIGHD SALL
 HZHO B BIGHD SALL
 HZHO B BIGHD SALL

Run No. H 81 01D

a) Subject:

HSRI side impact dummy.

b) Test conditions:

Lateral collision - rigid wall - impact velocity 23,2km/h.

c) Instrumentation:

Sled deceleration, 9-accelerometer head, 12-accelerometer thorax, 3-accelerometer pelvis.

Run No. H 81 02D

a) Subject:

HSRI side impact dummy.

b) Test conditions:

Lateral collision - rigid wall - impact velocity 23,6 km/h.

c) Instrumentation:

Sled deceleration, 9-accelerometer head, 12-accelerometer thorax, 3-accelerometer pelvis.

Run No. H 81 03D

a) Subject:

HSRI side impact dummy.

b) Test conditions:

Lateral collision - APR padding - impact velocity 23,8 km/h.

c) Instrumentation:

Sled deceleration, 9-accelerometer head, 12-accelerometer thorax, 3-accelerometer pelvis.

Run No. H 81 04D

a) Subject:

HSRI side impact dummy.

b) Test conditions:

Lateral collision - APR padding - impact velocity 23,8 km/h.

c) Instrumentation:

Sled deceleration, 9-accelerometer head, 12-accelerometer thorax, 3-accelerometer pelvis.

Run No. H 81 05D

a) Subject:

HSRI side impact dummy.

b) Test conditions:

Lateral collision - rigid wall - impact velocity 32,3 km/h.

c) Instrumentation:

Sled deceleration, 9-accelerometer head, 12-accelerometer thorax, 3-accelerometer pelvis.

Run No. H 81 06D

a) Subject:

HSRI side impact dummy.

b) Test conditions:

Lateral collision - rigid wall - impact velocity 32 km/h.

c) Instrumentation:

Sled deceleration, 9-accelerometer head, 12-accelerometer thorax, 3-accelerometer pelvis.

Run No. H8301D

a) Subject:

Side impact dummy.

b) Test conditions:

Lateral collision, 6" US padding (ensolite), impact velocity 27 km/h.

c) Instrumentation:

Sled deceleration, 9-accelerometer head, 12-accelerometer thorax, 3-accelerometer pelvis, shoulder forces, pelvis forces.

Run No. H8302D

a) Subject:

Side impact dummy.

b) Test Conditions:

Lateral collision, 6" US padding (ensolite), impact velocity 32 km/h.

c) Instrumentation:

Sled deceleration, 9-accelerometer head, 12-accelerometer thorax, 3-accelerometer pelvis, shoulder forces, pelvis forces.

Run No. H8303D

a) Subject:

Side impact dummy.

b) Test Conditions:

Lateral collision, 12" US padding (ensolite), impact velocity 32 km/h.

c) Instrumentation:

Sled deceleration, 9-accelerometer head, 12-accelerometer thorax, 3-accelerometer pelvis, shoulder forces, pelvis forces.

Run No. H834D

a) Subject

Side impact dummy.

b) Test conditions

Lateral impact, rigid wall, impact velocity 24 km/h.

c) Instrumentation

Sled deceleration, 9-accelerometer head, 12-accelerometer thorax, 3-accelerometer pelvis, shoulder forces, pelvis forces.

Run No. H835D

a) Subject

Side impact dummy.

b) Test conditions

Lateral impact, APR-padding, impact velocity 32 km/h.

c) Instrumentation

Sled deceleration, 9-accelerometer head, 12-accelerometer thorax, 3-accelerometer pelvis, shoulder forces, pelvis forces.

Run No. H836D

a) Subject

Side impact dummy.

b) Test conditions

Lateral impact, rigid wall, impact velocity 32 km/h.

c) Instrumentation

Sled deceleration, 9-accelerometer head, 12-accelerometer thorax, 3-accelerometer pelvis, shoulder forces, pelvis forces.

a) Subject

In all tests, the side impact dummy (SID) has been used.

b) Instrumentation

Sled deceleration, 9-accelerometer head, 12-accelerometer thorax, 3-accelerometer pelvis, shoulder forces (for all tests), for the tests H843D, H844D, H835D also thorax deformation.

Run No. H841D

Test Conditions

lateral impact, 3 x 1" Ensolite as left arm simulation, impact velocity 29 km/h.

Run No. H 842D

Test Conditions

lateral impact, 2 x 1" Ensolite as left arm simulation, impact velocity 32 km/h.

Run No. H843D

Test Conditions

lateral impact, 2 x 1" Ensolite as left arm simulation, impact velocity 23 km/h.

Run No. H844D

Test Conditions

lateral impact, 1" Ensolite and the standard padding as left arm simulation, impact velocity 32 km/h.

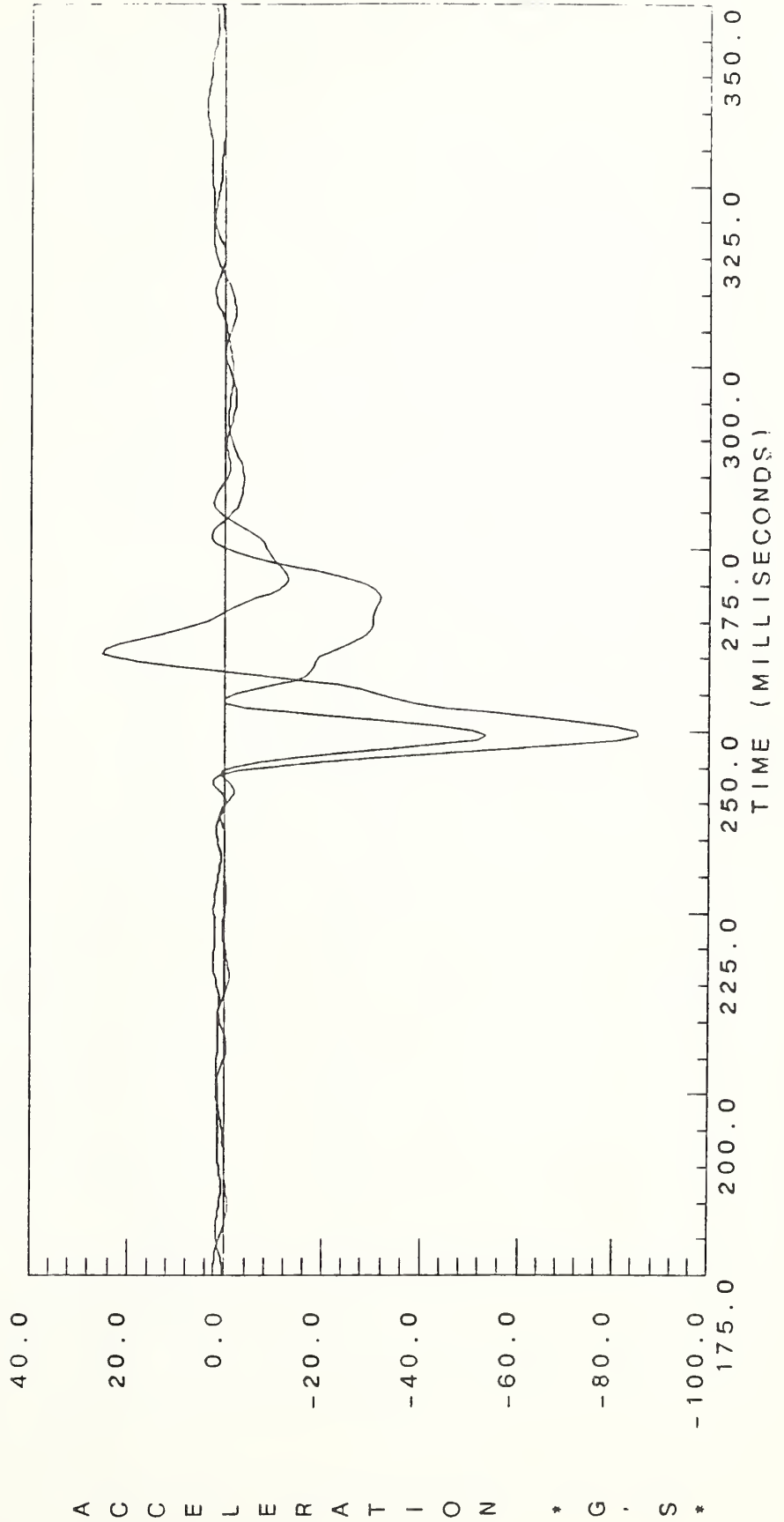
Run No. H845D

Test Conditions

lateral impact, standard padding as left arm simulation, impact velocity 32 km/h.

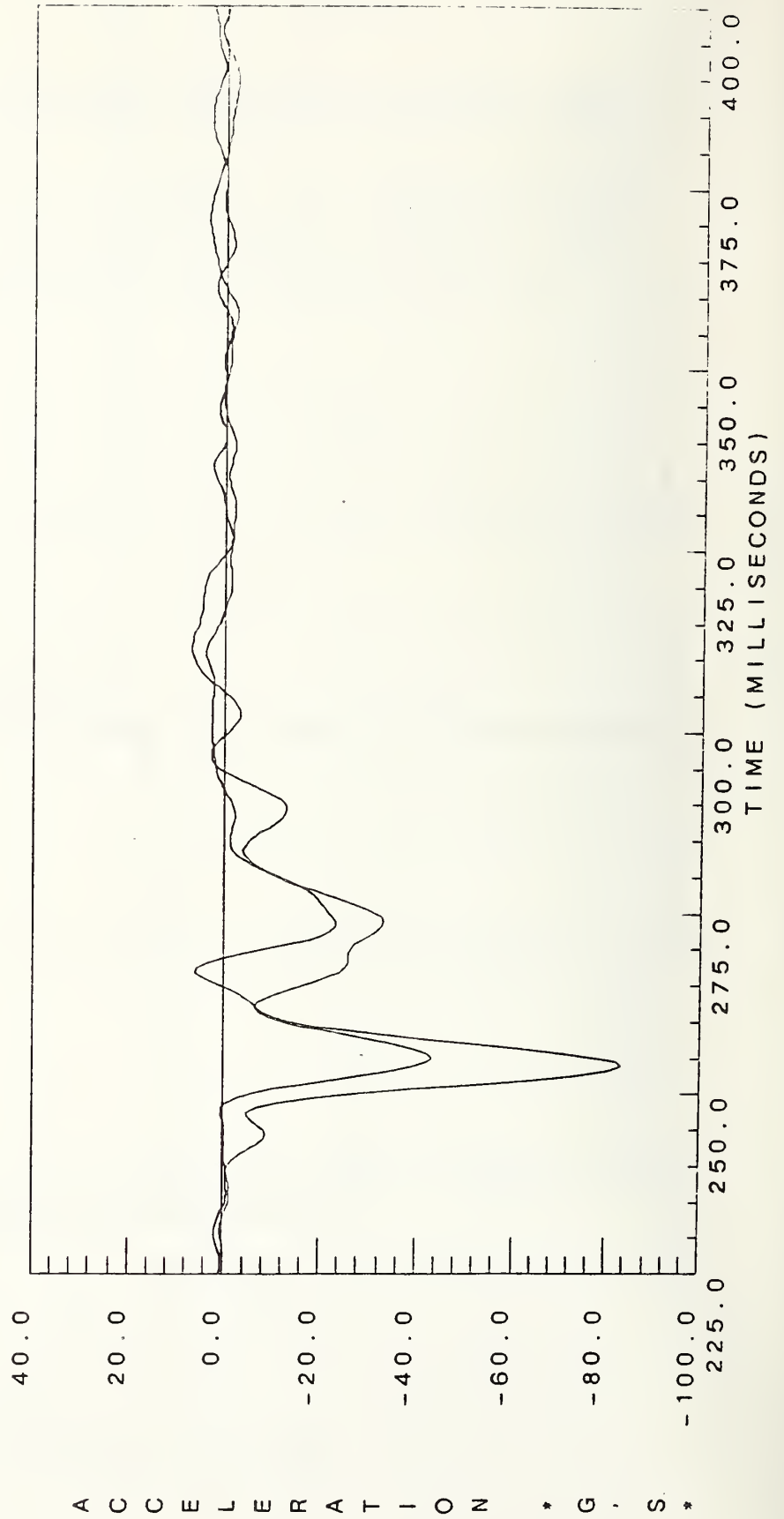
Side Impact

15 MPH APR Padding, Upper Rib (Y)



Side Impact

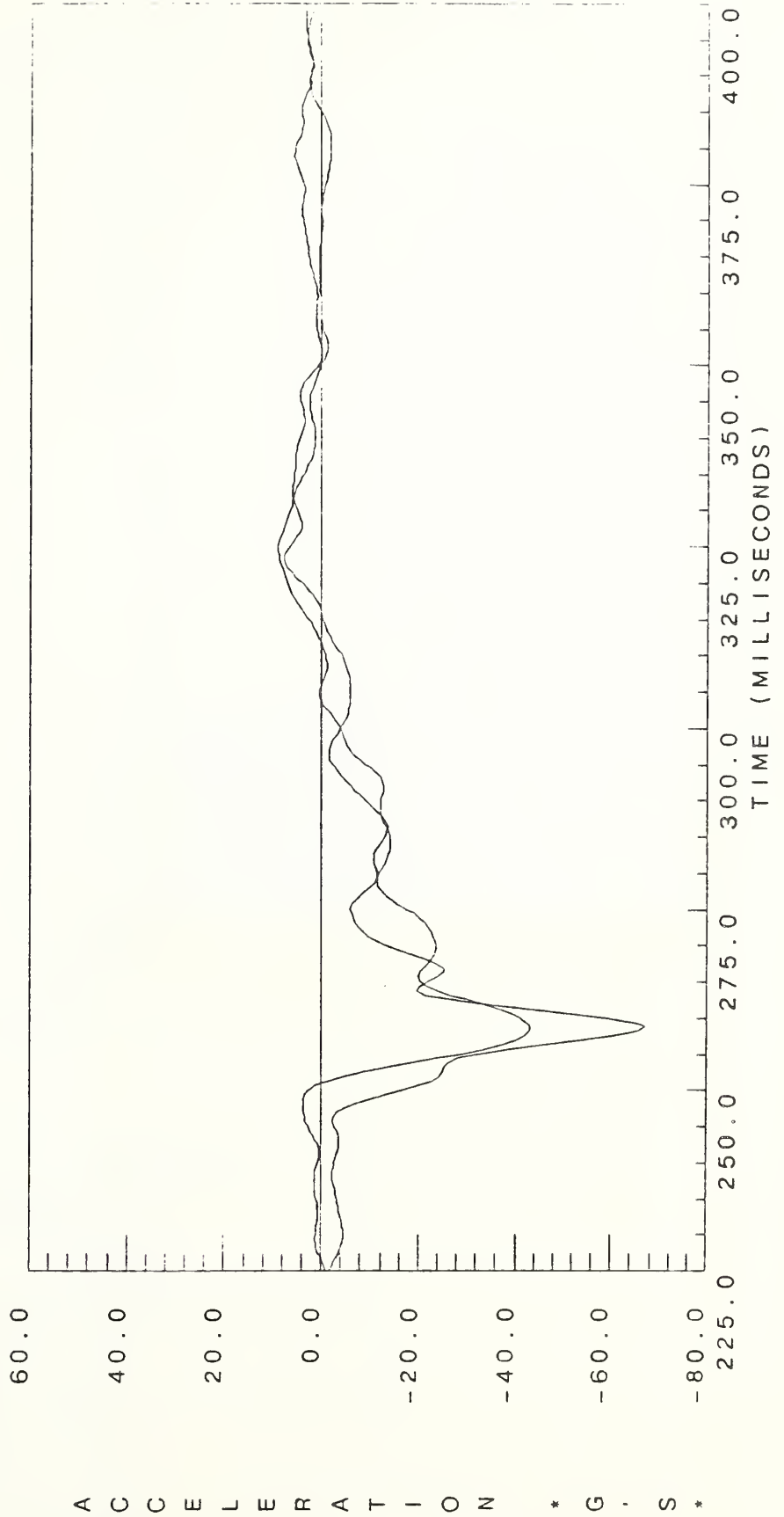
15 MPH APR Padding, Upper Spine (Y)



A C C E L E R A T I O N * G * S *

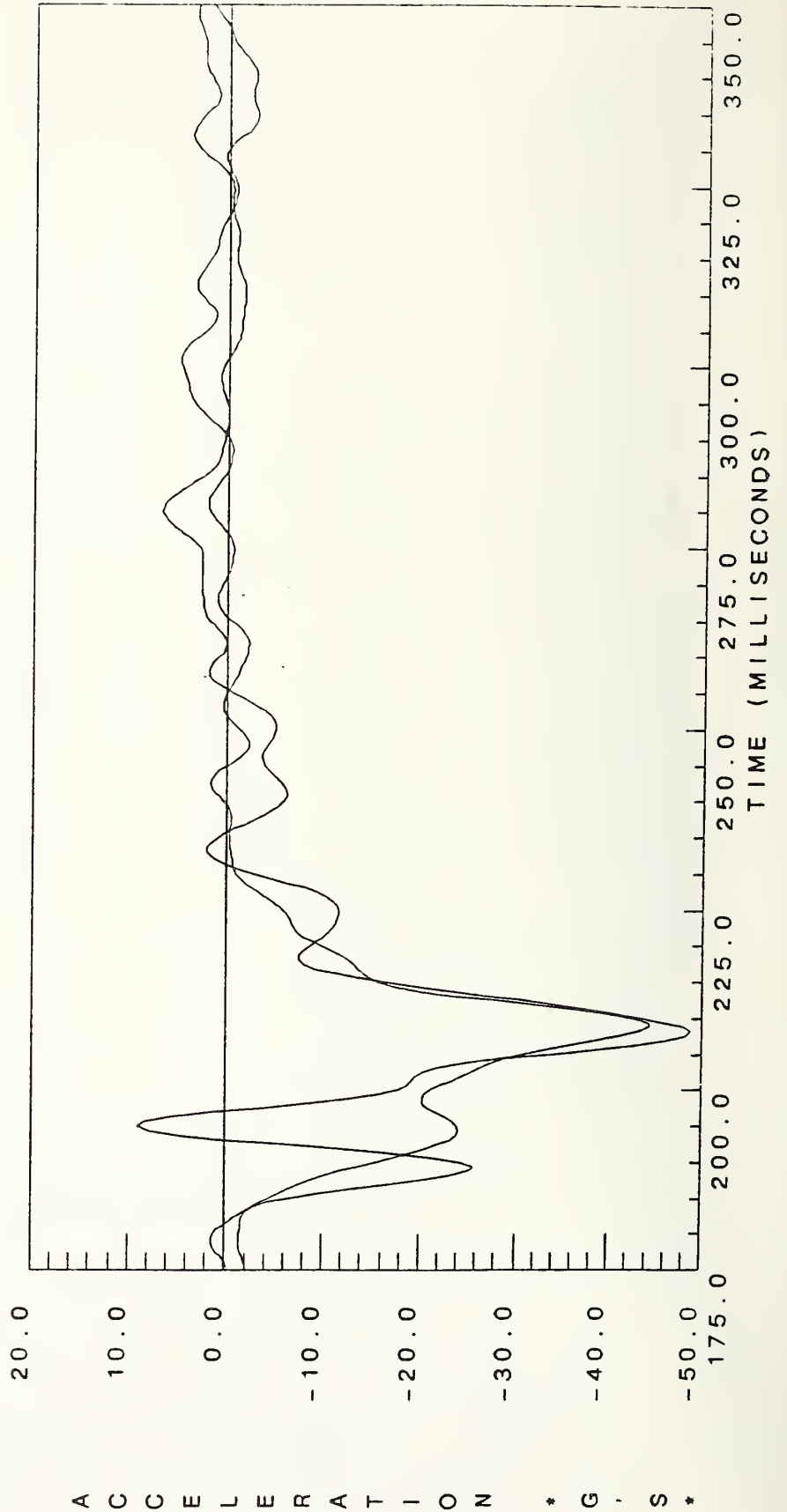
Side Impact

15 MPH APR Padding, Lower Spine (Y)



Side Impact

15 MPH APR Padding, Pelvis (Y)



AD 1042 .K

Kallieris,

Quantifica
response

Form DOT F 17
FORMERLY FORM 1

DOT LIBRARY

00040570