


^ 13
3162
20



白縫二十八編
柳亭種彦作
一惠齋芳幾画
菊壽堂發兌



菊
賣出
ぬひ





毛の

三十八編上

徳元慶阿

へ 13
3162
20

昭和九年
十月二日
册末

扇の形
若菜姫
山處女
蟬羽



若菜姫変形
山處女蟬羽

柳亭種彦



公譬うつば野馬臺の詩を得読し吉備
袖か受て侍人の吉非一瓜小細
長乞巧の應驗手實小珠知ある出せ
喜を告物う故人艶る大立者の道
具小用妖術小愛形をりてをる其
構思感と余統紹の任るね道
色ぬ縁の糸柳彼蛛網あさり纏り
葉の舟の艦乗しとる乱字の詩より
散糸一筋を分る至て難しを巧
眞の吹流し長くはく成手柄顔
舞めゆる画様の下れ白空を虚て
と序とも言ふぬ教りて其

柳下亭種員稿
柳亭種彦補述
一惠齋芳幾画
板元菊壽堂
廣岡屋梓





桑榆軒



鳥山秋作

鳥山秋作



とんねめ
嬖妾 英浦

三浦英浦




あまのり
仇村 稻次

あまのり
身子如
町女見
子

三浦英浦

此の書は...
 一、...
 二、...
 三、...
 四、...
 五、...
 六、...
 七、...
 八、...
 九、...
 十、...



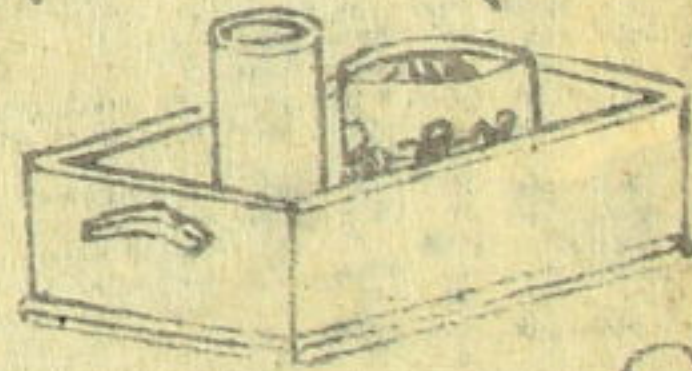
五ノ...

五

此の書は...
 一、...
 二、...
 三、...
 四、...
 五、...
 六、...
 七、...
 八、...
 九、...
 十、...



此の書は...
 一、...
 二、...
 三、...
 四、...
 五、...
 六、...
 七、...
 八、...
 九、...
 十、...



此の書は...
 一、...
 二、...
 三、...
 四、...
 五、...
 六、...
 七、...
 八、...
 九、...
 十、...

孝子美作
の絵画


三十八編下

菊妻巻



あこ





Vertical columns of handwritten Japanese text, likely a commentary or a list of items related to the illustration above. The text is written in a cursive style.

柳多輝己之作

白如乙

白如乙

三十八編

中

癸亥秋鏡


廣幸

Vertical columns of handwritten text at the top of the right page, likely a preface or introductory notes.




Vertical columns of handwritten text at the bottom of the right page, possibly a signature or commentary.

Vertical columns of handwritten text at the top of the left page, likely a preface or introductory notes.



Vertical columns of handwritten text at the bottom of the left page, possibly a signature or commentary.



Vertical columns of handwritten Japanese text located below the illustration on the left page.



Vertical columns of handwritten Japanese text located to the right of the seated figure illustration.

Vertical columns of handwritten Japanese text located at the top of the right page, above the framed illustrations.


Handwritten Japanese text arranged in several rectangular frames on the right page.

Large blocks of handwritten Japanese text on the right page, including a prominent horizontal banner-like section.

Handwritten text in the top right corner, likely a title or introductory notes for the table.

Main body of handwritten text on the right page, organized in columns and rows, possibly describing data or procedures.

Handwritten text at the bottom of the right page, possibly a signature or a specific note.



Handwritten text on the left page, positioned to the left of the main illustration.

Handwritten text at the bottom of the left page, possibly a signature or a specific note.



