



*Technical Note*

*No. 18-23*

---

**QUARTERLY RADIO NOISE DATA**

**June, July, August, 1964**

W. Q. CRICHLAW, R. T. DISNEY,  
AND M. A. JENKINS



---

**U. S. DEPARTMENT OF COMMERCE  
NATIONAL BUREAU OF STANDARDS**

## THE NATIONAL BUREAU OF STANDARDS

The National Bureau of Standards is a principal focal point in the Federal Government for assuring maximum application of the physical and engineering sciences to the advancement of technology in industry and commerce. Its responsibilities include development and maintenance of the national standards of measurement, and the provisions of means for making measurements consistent with those standards; determination of physical constants and properties of materials; development of methods for testing materials, mechanisms, and structures, and making such tests as may be necessary, particularly for government agencies; cooperation in the establishment of standard practices for incorporation in codes and specifications; advisory service to government agencies on scientific and technical problems; invention and development of devices to serve special needs of the Government; assistance to industry, business, and consumers in the development and acceptance of commercial standards and simplified trade practice recommendations; administration of programs in cooperation with United States business groups and standards organizations for the development of international standards of practice; and maintenance of a clearinghouse for the collection and dissemination of scientific, technical, and engineering information. The scope of the Bureau's activities is suggested in the following listing of its four Institutes and their organizational units.

**Institute for Basic Standards.** Applied Mathematics. Electricity. Metrology. Mechanics. Heat. Atomic Physics. Physical Chemistry. Laboratory Astrophysics.\* Radiation Physics. Radio Standards Laboratory.\* Radio Standards Physics; Radio Standards Engineering. Office of Standard Reference Data.

**Institute for Materials Research.** Analytical Chemistry. Polymers. Metallurgy. Inorganic Materials. Reactor Radiations. Cryogenics.\* Materials Evaluation Laboratory. Office of Standard Reference Materials.

**Institute for Applied Technology.** Building Research. Information Technology. Performance Test Development. Electronic Instrumentation. Textile and Apparel Technology Center. Technical Analysis. Office of Weights and Measures. Office of Engineering Standards. Office of Invention and Innovation. Office of Technical Resources. Clearinghouse for Federal Scientific and Technical Information.\*\*

**Central Radio Propagation Laboratory.\*** Ionospheric Telecommunications. Tropospheric Telecommunications. Space Environment Forecasting. Aeronomy.

---

\* Located at Boulder, Colorado 80301.

\*\* Located at 5285 Port Royal Road, Springfield, Virginia 22171.

# NATIONAL BUREAU OF STANDARDS

## *Technical Note. 18-23*

ISSUED November 20, 1965

QUARTERLY RADIO NOISE DATA  
JUNE, JULY, AUGUST, 1964

W. Q. Crichlow, R. T. Disney, and M. A. Jenkins\*  
Institute for Telecommunication Sciences and Aeronomy\*  
Environmental Science Services Administration  
Boulder, Colorado

NBS Technical Notes are designed to supplement the Bureau's regular publications program. They provide a means for making available scientific data that are of transient or limited interest. Technical Notes may be listed or referred to in the open literature.

\* *Formerly the Central Radio Propagation Laboratory of the National Bureau of Standards.*

---


For sale by the Superintendent of Documents, U.S. Government Printing Office  
Washington D.C. 20402

PRICE: 50¢

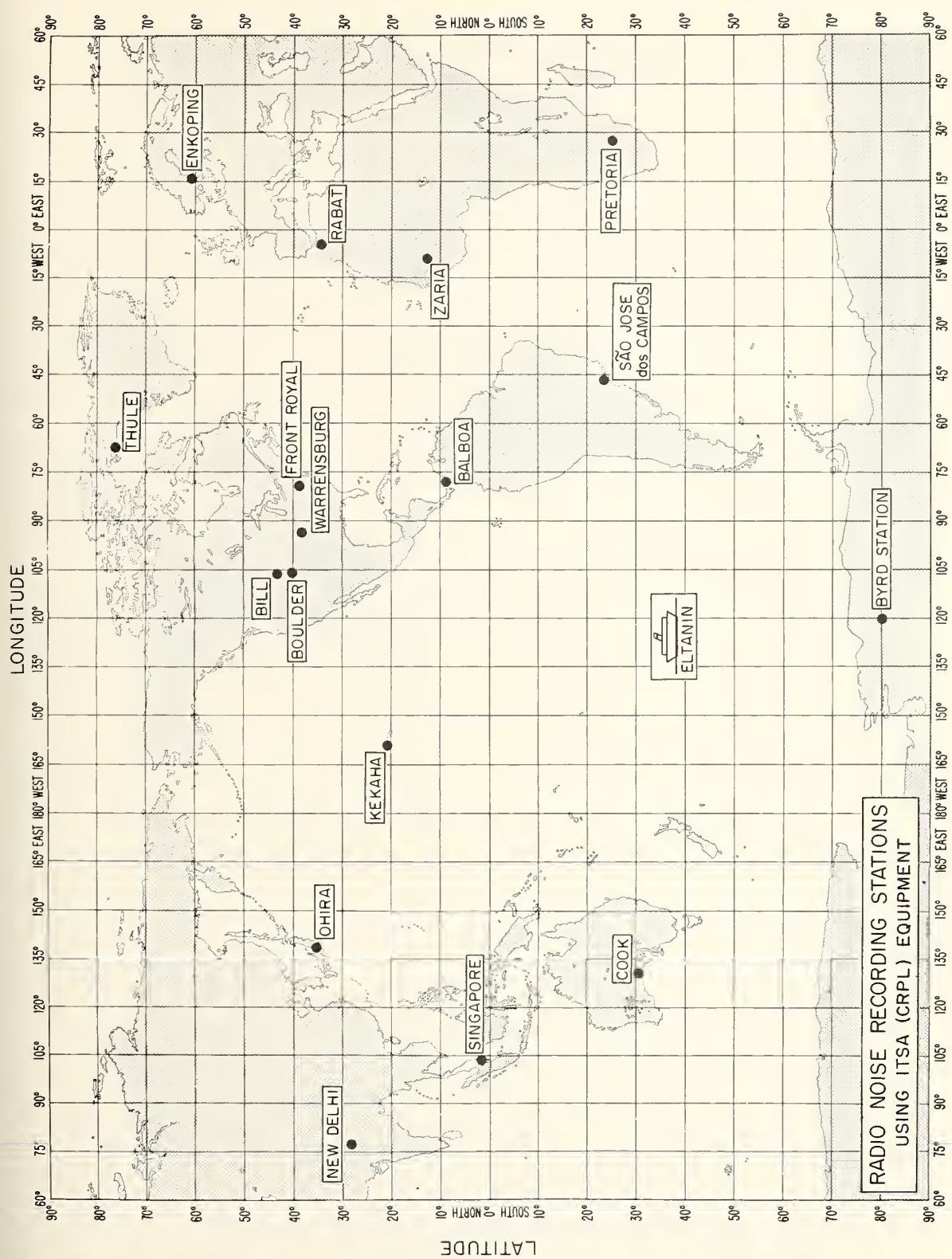




Radio Noise Recording Station




ARN-2 Atmospheric Radio Noise Recorder



RADIO NOISE RECORDING STATIONS  
USING ITSa (CRPL) EQUIPMENT

# NOMOGRAM FOR TRANSFORMING EFFECTIVE ANTENNA NOISE FIGURE TO NOISE FIELD STRENGTH AS A FUNCTION OF FREQUENCY



$$E_n = F_a + 20 \log_{10} f_{Mc} - 65.5$$

$F_a$  = Effective Antenna Noise Figure = External Noise Power Available from an Equivalent Short, Lossless, Vertical Antenna in db Above ktb.

$E_n$  = Equivalent Vertically Polarized Ground Wave R.M.S. Noise Field Strength in db Above  $1 \mu v/meter$  for a 1 kc Bandwidth.

$f_{Mc}$  = Frequency in Megacycles.



Quarterly Radio Noise Data  
June, July, August, 1964

W. Q. Crichlow, R. T. Disney, and M. A. Jenkins

Radio noise measurements are being made at eighteen stations in a world-wide network operated in a co-operative program co-ordinated by the Environmental Science Services Administration. The locations of these stations are shown on the map. The results of these measurements for the months of June, July, and August are given in this report. Where the results for these months are not presently available, the data will be published in subsequent reports, and the data for previous months, which are now available but have not been published previously, are included. The tabulated values are based on three basic parameters of the noise; these are the mean power, the mean envelope voltage, and the mean logarithm of the envelope voltage.

The noise power received from sources external to the antenna averaged over a period of several minutes is the basic parameter and can be conveniently expressed in terms of an effective antenna noise factor,  $f_a$ , which is defined by:

$$f_a = p_n / kT_o b = T_a / T_o$$

where

$p_n$  = noise power available from an equivalent loss-free antenna (watts)

$k$  = Boltzman's constant =  $1.38 \times 10^{-23}$  joules per degree Kelvin

$T_o$  = reference temperature, taken as  $288^\circ$  K

$b$  = effective receiver noise bandwidth (Hz)

$T_a$  = effective antenna temperature in the presence of external noise.

The antenna noise factors in this report are for a short vertical antenna over a perfectly conducting ground plane and are expressed in decibels,  $F_a (= 10 \log_{10} f_a)$ . This parameter is simply related to the rms noise field strength along the antenna by:

$$E_n = F_a - 95.5 + 10 \log_{10} b + 20 \log_{10} f_{\text{MHz}}$$

where:

$E_n$  = rms noise field strength for bandwidth  $b$  in db above  
1  $\mu\text{V}/\text{m}$

$b$  = effective receiver noise bandwidth in Hz

$f_{\text{MHz}}$  = frequency in MHz.

The value of  $E_n$  for a 1 kHz bandwidth can be found from the attached nomogram. It should be noted that  $E_n$  is the vertical component of the field at the antenna. It should also be noted that the rms envelope voltage is 3 db higher than the rms voltage.

The other two noise parameters tabulated are given relative to the mean power. Thus, the mean voltage and mean logarithm expressed as deviations,  $V_d$  and  $L_d$ , respectively, are in db below the mean power.

Measurements of the three parameters reported were made with the Environmental Science Services Administration's Radio Noise Recorder, Model ARN-2, which has an effective noise bandwidth of about 200 Hz and uses a standard 6.6294 meter (21.75') vertical antenna. A fifteen-minute recording is made on each of eight frequencies two at a time during each hour, and these fifteen-minute samples are taken as representing the noise conditions for the full hour during which they were recorded. The month-hour medians,  $F_{am}$ ,  $V_{dm}$  and  $L_{dm}$  are determined from these hourly values for each of the corresponding parameters. Normally from twenty-five to thirty observations of the mean power are obtained monthly for each hour of the day and from ten to fifteen observations of the voltage and logarithm deviations. When there are fewer than fifteen observations of the mean power or seven observations of the voltage and logarithm deviations, the tabulated values are identified by an asterisk.

The upper and lower decile values of  $F_a$  are also reported in the following tabulation to give an indication of the extent of the variation of the noise power from day to day at a given time of day. These are expressed in db above and below the month-hour median,  $F_{am}$ , and designated by  $D_u$  and  $D_l$ , respectively.

In addition to these month-hour values, corresponding values are tabulated for the time blocks as defined by CCIR Report 322. All recorded values for the four hours of the day and the three-month period are used to determine the median and decile values. When no data were available for one or two months of the season, it is so indicated and should be noted when considering seasonal trends.

The values presented in the tables reflect the actual measured values of radio noise. The only editing for man-made noise or station contamination of the records has been done by the station operators, and no additional attempt has been made to identify these values by systematic statistical means. These preliminary data values are presented in order to expedite dissemination of the data, and additional analyses, in which an attempt is made to eliminate contaminated data, are presented in other publications. The parameter that will first reflect any such contamination will be the logarithmic parameter,  $L_d$ . This contamination generally will cause the value of  $L_d$  to be less than it would have been had the recorded value been only atmospheric noise. In determining the amplitude-probability distribution from the three measured moments [Crichlow et al., 1960b] contaminated values of  $L_d$  may be found that will not give a solution of the amplitude-probability distribution. When this occurs, it is suggested that the measured value of  $L_d$  be ignored and the most probable value of  $L_d$  from the curve on the graph of  $L_d$  vs.  $V_d$  be used. The most probable value has been determined as the best fit for the integrated moments from over sixty measured amplitude-probability distributions of uncontaminated atmospheric radio noise. The second curve on the graph indicates the minimum value of  $L_d$  that will give an amplitude-probability distribution with a form factor described in the above reference and can, therefore, be used to determine whether the measured value or the most probable value of  $L_d$  for any value of  $V_d$  should be used.

Station clocks are set to local standard time (LST) which is taken from the time zone in which the station is located and is always an integral number of hours different than universal or Greenwich time (see table on page 5). The data from the Floating Antarctic Research Vessel, USNS Eltanin, are grouped so that a block  $10^\circ$  in latitude by  $15^\circ$  in longitude is treated as a separate station. The station clock in this case is

corrected to the LST at the center of the block. Because of this grouping, very few readings may be used to obtain the median values tabulated in some cases. If, during the month, fewer than ten readings are obtained for any one block, the decile values are not given. If data for less than three months are used in the time block summaries, this fact is noted on the summary sheet. Because of the small sample size, some caution should be exercised when using these values.

The assistance of the station operators and other personnel of the operating agencies in obtaining the data contained in this report is gratefully acknowledged. Stations in the recording network were operated by the following agencies:

ESSA - Bill, Wyoming; Boulder, Colorado; Byrd Station;  
Front Royal, Virginia; Kekaha, Hawaii;  
Warrensburg, Missouri; USNS Eltanin

U.S. Army Strategic Communications Command - Balboa, C.Z. ;  
Thule, Greenland

Postmaster General's Department (Australia) - Cook

Board of Telecommunications (Sweden) - Enköping

DSIR (Great Britain) and Ahmadu Bello University, Electrical  
Engineering Department, Zaria, Northern Nigeria

Ministry of Communications, Wireless Planning and Co-ordination  
Organization - New Delhi

Radio Research Laboratories (Japan) - Ohira

Telecommunications Research Laboratory (South Africa) - Pretoria

Institut Scientifique Cherifien (Morocco) - Rabat

Comissão Nacional das Atividades Espaciais (Brazil) - São José  
dos Campos

Department of Scientific and Industrial Research (Great Britain) -  
Singapore

The following publications contain additional information on radio noise:

- Clark, C., "Atmospheric Radio-Noise Studies Based on Amplitude-Probability Measurements at Slough, England, during the International Geophysical Year," Proc. Inst. Elec. Eng., Pt. B, 109, 47, 393 (September, 1962).
- Crichlow, W. Q., A. D. Spaulding, C. J. Roubique, and R. T. Disney, "Amplitude-Probability Distributions for Atmospheric Radio Noise," NBS Monograph 23 (November, 1960b).
- Crichlow, W. Q., C. J. Roubique, A. D. Spaulding, and W. M. Beery, (January-February, 1960) "Determination of the Amplitude-Probability Distribution of Atmospheric Radio Noise from Statistical Moments," J. Res. NBS 64D (Radio Propagation) No. 1, 49-56.
- Crichlow, W. Q., "Noise Investigation at VLF by the National Bureau of Standards," Proc. IRE, 45, 6 778 (1957).
- Crichlow, W. Q., D. F. Smith, R. N. Morton, and W. R. Corliss, "Worldwide Radio Noise Levels Expected in the Frequency Band 10 Kilocycles to 100 Megacycles," NBS Circular 557, August 25, 1955.
- "Report on Revision of Atmospheric Radio Noise Data," C.C.I.R. Report No. 65, VIIIth Plenary Assembly, Warsaw, 1956, (International Radio Consultative Committee, Secretariat, Geneva, Switzerland).
- "World Distribution and Characteristics of Atmospheric Radio Noise," C.C.I.R. Report No. 322, Xth Plenary Assembly, Geneva, 1963, (International Radio Consultative Committee, Secretariat, Geneva, Switzerland).
- Fulton, F. F. (Jr.) (May-June, 1961), "Effect of Receiver Bandwidth on the Amplitude Distribution of VLF Atmospheric Noise," J. Res. NBS 65D (Radio Propagation) No. 3, 299-304.
- Horner, F., "An Investigation of Atmospheric Radio Noise at Very Low Frequencies," Proc. Inst. Elec. Eng., Pt. B, 103, 743 (1956).

Horner, F., "Radio Noise of Terrestrial Origin," Proc. of Commission IV on Radio Noise of Terrestrial Origin during the XIIIth General Assembly of URSI, " London, September, 1960.

Spaulding, A. D., C. J. Roubique, and W. Q. Crichlow (November-December, 1962) "Conversion of the Amplitude-Probability Distribution Function for Atmospheric Radio Noise from One Bandwidth to Another," J. Res. NBS 66D (Radio Propagation) No. 6, 713-720.

Obayashi, T. (January-February, 1960), "Measured Frequency Spectra of Very-Low-Frequency Atmospheric," J. Res. NBS 64D (Radio Propagation) No. 1, 41-48.

Taylor, W. L. (September-October, 1963), "Radiation Field Characteristics of Lightning Discharges in the Band 1 kc/s to 100 kc/s," J. Res. NBS 67D (Radio Propagation) No. 5, 539-550.

Taylor, W. L. and A. G. Jean (September-October, 1959), "Very-Low-Frequency Radiation Spectra of Lightning Discharges," J. Res. NBS 63D (Radio Propagation) No. 2, 199-204.

URSI Special Report No. 7, "The Measurement of Characteristics of Terrestrial Radio Noise," Elsevier Publishing Co. (1962).

Watt, A. D. and E. L. Maxwell, "Characteristics of Atmospheric Noise from 1 to 100 kc," Proc. IRE, 45, 6, 787 (1957).

Watt, A. D. (September-October, 1960), "ELF Electric Fields from Thunderstorms," J. Res. NBS 64D (Radio Propagation) No. 5, 425-433.

Watt, A. D. and E. L. Maxwell, "Measured Statistical Characteristics of VLF Atmospheric Radio Noise," Proc. IRE, 45, 1, 55 (1957).

Watt, A. D., R. M. Coon, E. L. Maxwell, and R. W. Plush, "Performance of some Radio Systems in the Presence of Thermal and Atmospheric Noise," Proc. IRE, 46, 12, 1914 (1958).

Data included in this report and the standard time for each station are as follows:

Station	Data			To Convert LST to GMT (hours)
Balboa	June, July, August	1964	75W	+05
Bill	June, July, August	1964	105W	+07
Boulder	June, July, August	1964	105W	+07
Byrd Station	July, August	1964	120W	-09
Cook	June, July, August	1964	135E	-09
USNS Eltanin	June, July, August	1964		
Enköping	June, July, August	1964	15E	-01
Front Royal	June, July, August	1964	75W	+05
Kekaha	June, July	1964	150W	+10
New Delhi	June, July, August	1964	75E	-05
Ohira	June, July, August	1964	135E	-09
Pretoria	June, July, August	1964	30E	-02
São José	June, July, August	1964	45W	+03
Warrensburg	June, July, August	1964	90W	+06

Previous data from the World-Wide Network have been published in the following Technical Note 18 series:

- 18-1 July 1, 1957-December 31, 1958
- 18-2 March, April, May, 1959
- 18-3 June, July, August, 1959
- 18-4 September, October, November, 1959
- 18-5 December, January, February, 1959-60
- 18-6 March, April, May, 1960
- 18-7 June, July, August, 1960
- 18-8 September, October, November, 1960
- 18-9 December, January, February, 1960-61
- 18-10 March, April, May, 1961
- 18-11 June, July, August, 1961
- 18-12 September, October, November, 1961
- 18-13 December, January, February, 1961-62
- 18-14 March, April, May, 1962
- 18-15 June, July, August, 1962
- 18-16 September, October, November, 1962
- 18-17 December, January, February, 1962-63

18-18 March, April, May, 1963

18-19 June, July, August, 1963

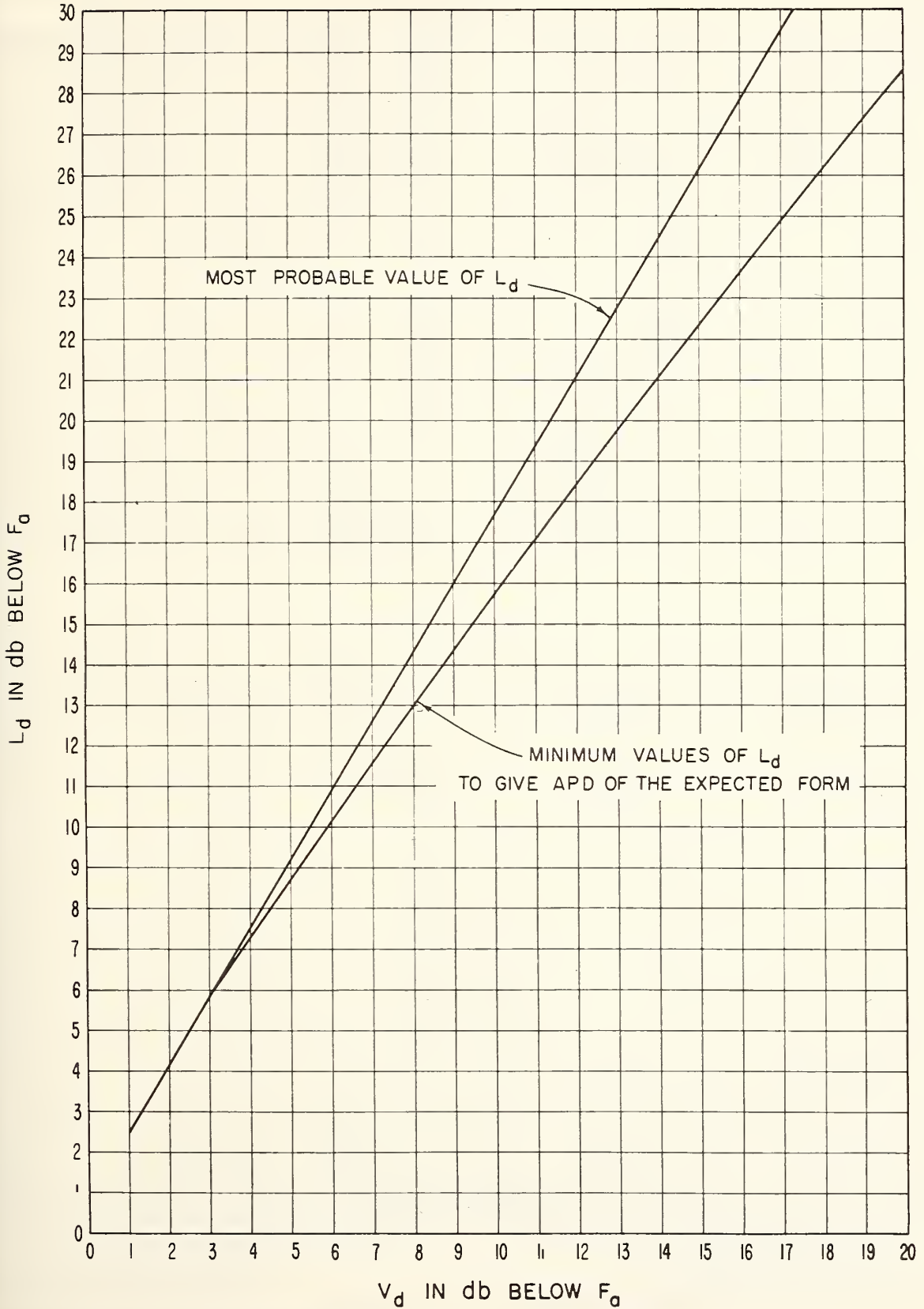
18-20 September, October, November, 1963

18-21 December, January, February, 1963-64

18-22 March, April, May, 1964



MOST PROBABLE AND MINIMUM VALUES OF  $L_d$  VERSUS  $V_d$   
FOR ATMOSPHERIC RADIO NOISE



# MONTH-HOUR VALUES OF RADIO NOISE

STATION BALBOA, CANAL ZONE

LAT. 9.0 N

LONG. 79.5 W

JUNE

1964

H.R. L.S.T.	FREQUENCY (Mc)																			
	.013					.051					.160					.495				
	F <sub>om</sub>	D <sub>u</sub>	D <sub>l</sub>	V <sub>dm</sub>	L <sub>dm</sub>	F <sub>om</sub>	D <sub>u</sub>	D <sub>l</sub>	V <sub>dm</sub>	L <sub>dm</sub>	F <sub>om</sub>	D <sub>u</sub>	D <sub>l</sub>	V <sub>dm</sub>	L <sub>dm</sub>	F <sub>om</sub>	D <sub>u</sub>	D <sub>l</sub>	V <sub>dm</sub>	L <sub>dm</sub>
00	156	7.5	7.2			139	6.7	12.0			*119					101	6.1	9.5		
01	155	8.8	8.0			*138					*118					*99				
02	156	9.2	6.9			139	8.2	9.9			117	11.8	8.1			100	8.3	14.0		
03	156	8.9	7.2			140	7.3	11.4			119	8.8	12.3			100	4.8	13.9		
04	157	5.9	8.1			139	8.0	11.7			117	8.4	10.0			100	4.1	14.1		
05	156	5.0	9.0			137	10.0	12.3			115	11.5	8.3			94	13.4	15.8		
06	153	8.1	8.1			133	13.6	10.4			113	15.7	12.2			86	22.1	19.7		
07	*150					*133					112	14.3	13.1			*85				
08	*151					*132					*113					*82				
09	*151					*132					*111					*82				
10	*149					*131					*109					*81				
11	*150					*131					*105					*82				
12	*151					*131					*111					*90				
13	*152					*135					*115					*92				
14	*155					*139					*119					*100				
15	*159					139	6.3	10.3			*120					*100				
16	*159					*141					*121					*97				
17	157	6.3	6.6			139	3.1	10.8			*114					*91				
18	155	6.3	8.6			135	8.3	8.8			*115					*93				
19	153	6.3	8.0			135	9.9	10.1			115	6.0	14.1			96	7.9	10.0		
20	157	3.9	9.9			137	6.0	10.3			117	7.6	12.1			98	9.6	12.0		
21	155	6.0	7.5			137	7.5	10.0			117	8.1	11.7			99	12.6	13.1		
22	157	4.9	9.5			140	5.9	14.7			117	11.0	12.1			*100				
23	157	5.9	9.7			139	7.5	13.5			117	10.0	11.5			100	13.6	11.6		

H.R. L.S.T.	FREQUENCY (Mc)																			
	2.5					5					10					20				
	F <sub>om</sub>	D <sub>u</sub>	D <sub>l</sub>	V <sub>dm</sub>	L <sub>dm</sub>	F <sub>om</sub>	D <sub>u</sub>	D <sub>l</sub>	V <sub>dm</sub>	L <sub>dm</sub>	F <sub>om</sub>	D <sub>u</sub>	D <sub>l</sub>	V <sub>dm</sub>	L <sub>dm</sub>	F <sub>om</sub>	D <sub>u</sub>	D <sub>l</sub>	V <sub>dm</sub>	L <sub>dm</sub>
00	65	15.8	13.0			49	17.1	15.0			42	9.6	16.9			*12				
01	64	14.4	12.0			49	17.1	14.2			36	15.6	8.1			*11				
02	62	19.2	8.1			49	17.2	14.7			37	13.2	10.1			*12				
03	66	14.5	12.2			49	19.0	13.1			39	11.7	9.4			*12				
04	64	18.7	8.0			44	24.4	9.6			37	10.0	9.0			*12				
05	64	17.2	13.1			42	22.2	8.9			33	16.0	5.0			*12				
06	55	19.2	9.3			46	20.2	12.1			*40					*12				
07	*54					*56					*36					*11				
08	*51					*37					*36					*11				
09	*52					*38					*36					*11				
10	*49					*41					*37					*15				
11	*51					*43					*35					*15				
12	*45					*42					*39					*11				
13	*49					*49					*40					*12				
14	*61					*43					*47					*16				
15	*61					*47					*46					*14				
16	*52					*54					*47					*21				
17	58	17.3	11.0			*44					*46					*20				
18	59	18.2	8.0			*54					*49					*14				
19	62	14.4	8.3			49	21.0	13.3			47	9.7	6.8			*14				
20	*62					*46					47	9.4	9.0			*13				
21	63	13.4	10.6			51	21.9	11.8			*45					*13				
22	64	12.9	10.1			52	19.3	9.6			43	6.4	17.0			*11				
23	64	15.0	12.0			49	17.3	14.5			44	8.4	16.1			*14				

 \* Fewer than 15 days data on power measurements and no computations made for D<sub>u</sub> and D<sub>l</sub>.

\* Fewer than 7 days data on voltage and logarithmic measurements.

 F<sub>om</sub> = median value of effective antenna noise in db above ktb.

 D<sub>u</sub> = ratio of upper decile to median in db.

 D<sub>l</sub> = ratio of median to lower decile in db.

 V<sub>dm</sub> = median deviation of average voltage in db below mean power.

 L<sub>dm</sub> = median deviation of average logarithm in db below mean power.

# MONTH-HOUR VALUES OF RADIO NOISE

STATION 8AL80A, CANAL ZDNE

LAT. 9.0 N

LONG. 79.5 W

JULY

1964

H.R. JULY	FREQUENCY (Mc)																			
	.013					.051					.160					.495				
	F <sub>om</sub>	D <sub>u</sub>	D <sub>l</sub>	V <sub>dm</sub>	L <sub>dm</sub>	F <sub>om</sub>	D <sub>u</sub>	D <sub>l</sub>	V <sub>dm</sub>	L <sub>dm</sub>	F <sub>om</sub>	D <sub>u</sub>	D <sub>l</sub>	V <sub>dm</sub>	L <sub>dm</sub>	F <sub>om</sub>	D <sub>u</sub>	D <sub>l</sub>	V <sub>dm</sub>	L <sub>dm</sub>
00	165	4.7	9.7			145	4.9	11.3			125	5.1	9.1			102	6.7	8.0		
01	165	4.2	10.8			146	6.0	10.0			126	2.5	9.6			102	10.3	8.6		
02	165	4.7	10.2			146	4.0	10.0			125	5.8	9.3			102	7.9	10.1		
03	165	4.2	6.7			144	6.0	8.5			125	6.4	10.1			102	6.1	10.0		
04	164	7.0	6.5			146	4.5	8.5			124	7.0	8.3			100	6.4	10.0		
05	163	7.5	8.4			144	5.9	8.2			123	6.5	8.0			100	11.3	10.3		
06	162	8.5	11.5			142	6.3	12.3			121	7.5	13.0			96	10.2	12.0		
07	161	5.4	12.0			141	8.8	13.0			119	10.4	17.4			95	11.4	14.3		
08	*161					140	8.0	12.8			118	9.4	11.7			*93				
09	*161					*140					*118					*91				
10	*163					*138					119	4.3	18.3			88	12.2	12.5		
11	163	4.0	15.5			138	4.2	8.2			119	6.1	15.4			88	10.1	5.6		
12	163	3.4	14.9			138	7.4	8.6			119	8.9	13.4			92	12.0	16.0		
13	165	6.2	13.3			141	9.4	12.4			123	10.0	15.5			96	16.0	17.5		
14	166	4.7	16.5			140	15.1	7.1			121	17.8	12.3			102	18.2	22.2		
15	167	7.4	14.9			142	15.8	8.9			124	11.9	17.0			98	16.0	16.7		
16	167	5.2	10.5			145	11.9	11.9			123	14.7	12.0			98	15.4	14.7		
17	165	6.7	11.0			139	15.3	6.1			119	10.6	9.4			93	13.0	13.6		
18	164	7.0	11.7			139	13.0	9.0			117	18.6	4.8			94	14.4	8.5		
19	163	9.7	13.0			140	15.1	8.0			120	16.5	9.5			98	17.1	10.0		
20	165	8.0	11.0			142	9.8	8.0			123	10.0	6.3			100	14.0	8.0		
21	164	6.1	12.1			143	4.6	12.6			123	8.6	8.1			100	10.0	11.5		
22	165	4.5	14.5			144	4.5	12.5			123	4.5	5.7			101	6.5	12.5		
23	166	3.3	13.0			144	4.9	9.8			124	7.0	7.7			102	4.0	14.7		

H.R. JULY	FREQUENCY (Mc)																		
	2.5					5					10					20			
F <sub>om</sub>	D <sub>u</sub>	D <sub>l</sub>	V <sub>dm</sub>	L <sub>dm</sub>	F <sub>om</sub>	D <sub>u</sub>	D <sub>l</sub>	V <sub>dm</sub>	L <sub>dm</sub>	F <sub>om</sub>	D <sub>u</sub>	D <sub>l</sub>	V <sub>dm</sub>	L <sub>dm</sub>	F <sub>om</sub>	D <sub>u</sub>	D <sub>l</sub>	V <sub>dm</sub>	L <sub>dm</sub>
00	* 62				* 61					* 37					* 27				
01	* 64				* 61					* 38					* 25				
02	* 63				* 62					* 35					* 26				
03	* 69				* 56					* 34					* 27				
04	* 66				* 58					* 38					* 27				
05	* 70				* 65					* 35					* 27				
06	* 55				* 64					* 36					* 27				
07	* 53				* 52					* 41					* 25				
08	* 43				* 46					* 36					* 27				
09	* 37				* 34					* 33					* 27				
10	* 40				* 42					* 32					* 24				
11	* 39				* 46					* 32					* 25				
12	* 47				* 52					* 36					* 27				
13	* 47				* 54					* 38					* 30				
14	* 52				* 56					* 38					* 29				
15	* 63				* 68					* 44					* 29				
16	* 57				* 68					* 46					* 35				
17	* 58				* 68					* 44					* 29				
18	* 64				* 71					* 45					* 29				
19	* 65				* 72					* 46					* 30				
20	* 69				* 75					* 45					* 29				
21	* 71				* 70					* 40					* 27				
22	* 67				* 63					* 38					* 27				
23	* 65				* 58					* 35					* 27				

\* Fewer than 15 days data on power measurements and no computations made for D<sub>u</sub> and D<sub>l</sub>.

\* Fewer than 7 days data on voltage and logarithmic measurements.

F<sub>om</sub> = median value of effective antenna noise in db above ktb.

D<sub>u</sub> = ratio of upper decile to median in db.

D<sub>l</sub> = ratio of median to lower decile in db.

V<sub>dm</sub> = median deviation of average voltage in db below mean power.

L<sub>dm</sub> = median deviation of average logarithm in db below mean power.

# MONTH-HOUR VALUES OF RADIO NOISE

STATION BALBOA, CANAL ZONE

LAT. 9.0 N

LONG. 79.5 W

AUGUST 1964

H R. L S T.	FREQUENCY (Mc)																			
	.013					.051					.160					.495				
	F <sub>om</sub>	D <sub>u</sub>	D <sub>l</sub>	V <sub>dm</sub>	L <sub>dm</sub>	F <sub>om</sub>	D <sub>u</sub>	D <sub>l</sub>	V <sub>dm</sub>	L <sub>dm</sub>	F <sub>om</sub>	D <sub>u</sub>	D <sub>l</sub>	V <sub>dm</sub>	L <sub>dm</sub>	F <sub>om</sub>	D <sub>u</sub>	D <sub>l</sub>	V <sub>dm</sub>	L <sub>dm</sub>
00	165	7.7	9.8			148	9.7	4.2			128	6.1	8.2			106	11.5	9.5		
01	167	7.5	10.0			150	6.6	6.0			128	8.1	7.7			104	11.5	6.0		
02	167	8.1	10.5			148	8.0	4.3			128	7.6	5.7			104	11.7	6.0		
03	167	8.0	10.0			150	5.7	6.0			128	7.5	7.5			102	9.7	5.6		
04	169	5.0	12.8			150	4.0	6.0			128	6.0	5.5			104	6.1	8.1		
05	167	6.1	12.2			148	6.0	6.5			127	7.0	5.1			106	6.3	10.6		
06	166	6.8	13.8			146	8.4	5.9			126	8.0	12.1			100	15.5	18.3		
07	165	6.2	6.5			145	9.9	5.0			124	9.4	14.0			102	10.0	22.2		
08	167	3.8	13.4			146	5.9	13.0			126	6.0	15.0			98	13.3	19.0		
09	165	3.5	11.1			146					122	10.0	16.9			96	14.0	23.1		
10	162	4.0	9.0			146	4.2	14.2			122	8.0	11.1			96	11.5	23.5		
11	163	6.0	11.1			144	6.1	10.6			122	10.0	16.0			96	13.1	24.2		
12	163	5.9	6.4			144	6.2	10.4			124	8.1	10.1			98	13.5	20.9		
13	163	5.3	8.5			144	8.2	12.2			124	12.7	14.7			96	16.5	25.0		
14	163	4.4	8.4			146	9.0	6.0			124	12.9	9.8			97	17.7	14.4		
15	164	6.9	9.0			144	12.3	4.0			124	11.9	7.9			100	15.9	9.7		
16	163	8.8	7.6			144	11.9	5.9			124	11.6	8.2			100	13.5	14.0		
17	165	6.1	9.7			144	8.9	6.9			121	13.1	11.2			96	14.3	16.6		
18	163	4.0	10.6			142	9.1	7.1			118	12.2	4.6			98	10.0	12.0		
19	163	4.0	9.0			143	3.0	8.1			122	6.5	6.5			102	6.8	10.0		
20	163	5.1	8.3			144	5.4	4.7			122	6.3	4.0			102	5.7	4.1		
21	165	4.0	10.3			145	5.0	5.0			126	6.0	8.0			102	8.3	4.3		
22	165	5.9	9.9			146	5.7	4.1			125	9.0	7.1			102	11.5	4.9		
23	163	8.0	6.1			146	8.1	4.1			128	6.0	9.5			104	10.0	8.1		

H R. L S T.	FREQUENCY (Mc)																			
	2.5					5					10					20				
	F <sub>om</sub>	D <sub>u</sub>	D <sub>l</sub>	V <sub>dm</sub>	L <sub>dm</sub>	F <sub>om</sub>	D <sub>u</sub>	D <sub>l</sub>	V <sub>dm</sub>	L <sub>dm</sub>	F <sub>om</sub>	D <sub>u</sub>	D <sub>l</sub>	V <sub>dm</sub>	L <sub>dm</sub>	F <sub>om</sub>	D <sub>u</sub>	D <sub>l</sub>	V <sub>dm</sub>	L <sub>dm</sub>
00																				
01																				
02																				
03																				
04																				
05																				
06																				
07																				
08																				
09																				
10																				
11																				
12																				
13																				
14																				
15																				
16																				
17																				
18																				
19																				
20																				
21																				
22																				
23																				

 \* Fewer than 15 days data on power measurements and no computations made for D<sub>u</sub> and D<sub>l</sub>.

\* Fewer than 7 days data on voltage and logarithmic measurements.

 F<sub>om</sub> = median value of effective antenna noise in db above ktb.

 D<sub>u</sub> = ratio of upper decile to median in db.

 D<sub>l</sub> = ratio of median to lower decile in db.

 V<sub>dm</sub> = median deviation of overage voltage in db below mean power.

 L<sub>dm</sub> = median deviation of overage logarithm in db below mean power.

# MONTH-HOUR VALUES OF RADIO NOISE

STATION HILL, WYOMING

LAT. 43.2 N

LONG. 105.2 W

JUNE

1964

H. R. L. S. T.	FREQUENCY (Mc)																			
	.013					.051					.160					.495				
	F <sub>om</sub>	D <sub>u</sub>	D <sub>l</sub>	V <sub>dm</sub>	L <sub>dm</sub>	F <sub>om</sub>	D <sub>u</sub>	D <sub>l</sub>	V <sub>dm</sub>	L <sub>dm</sub>	F <sub>om</sub>	D <sub>u</sub>	D <sub>l</sub>	V <sub>dm</sub>	L <sub>dm</sub>	F <sub>om</sub>	D <sub>u</sub>	D <sub>l</sub>	V <sub>dm</sub>	L <sub>dm</sub>
00	163	8.0	7.5	9.0	16.5	142	6.0	5.5	3.0	7.0	120	8.0	14.0	5.3	11.8	100	6.0	18.0	5.0	11.0
01	161	8.0	6.0	10.0	17.5	142	6.0	5.5	3.5	7.5	118	10.0	11.5	6.0	12.5	98	6.0	18.0	6.0	12.0
02	161	6.0	6.0	10.0	17.5	140	7.5	3.5	3.0	7.5	116	10.0	11.0	7.3	14.0	94	11.5	16.0	6.8	14.0
03	161	6.0	6.0	11.5	18.5	140	4.0	4.0	3.0	7.5	112	9.5	13.5	8.5	16.5	82	9.5	15.5	9.3	17.3
04	159	6.0	4.0	10.5	17.5	132	9.5	5.5	6.5	10.5	102	19.5	21.5	10.5	20.0	62	28.0	12.0	9.0	12.0
05	157	8.0	4.0	11.0	18.5	132	8.0	2.0	4.0	9.0	100	20.0	26.0	12.0	21.5	62	30.0	12.0	9.5	11.5
06	157	7.5	4.0	12.0	19.5	132	7.5	4.0	4.3	9.5	102	19.0	30.0	11.5	21.0	60	32.0	10.0	8.8	13.5
07	157	7.5	5.5	12.5	20.5	130	11.0	2.0	4.5	8.8	100	20.0	28.0	14.0	22.0	56	34.1	6.0	5.5	8.3
08	157	4.1	5.6	12.5	20.0	130	10.1	2.1	3.3	8.0	96	26.0	22.1	11.5	18.5	54	41.6	4.0	6.0	8.5
09	157	9.6	5.7	12.3	19.5	132	11.5	4.0	4.0	8.5	96	28.4	17.6	12.0	19.0	62	32.7	10.2	7.8	13.0
10	159	6.0	4.0	12.0	19.0	133	9.0	4.8	5.0	9.5	104	19.1	9.1	12.0	22.0	72	24.6	10.9	11.0	17.0
11	161	4.0	1.1	10.0	16.5	136	8.0	4.0	5.3	9.3	112	12.0	17.0	9.5	17.5	86	16.0	24.8	11.0	19.0
12	163	6.0	2.1	9.3	16.8	138	9.7	5.7	5.8	9.3	118	10.3	17.9	11.5	19.0	94	16.3	31.9	12.0	20.0
13	165	5.7	3.8	7.5	13.5	142	7.9	5.7	6.0	9.5	122	8.0	18.6	8.8	15.8	98	12.4	33.8	8.5	17.0
14	169	2.0	4.0	7.5	13.0	144	9.0	8.0	6.0	10.8	126	9.0	22.4	8.3	14.5	104	12.4	35.0	9.5	17.0
15	169	4.0	4.0	6.0	12.0	144	9.5	7.5	6.0	9.5	126	10.0	25.0	7.0	13.5	104	14.0	37.5	9.0	16.0
16	167	13.0	4.0	7.0	12.3	144	17.0	8.0	4.8	8.5	126	17.0	23.0	7.5	14.0	102	23.5	31.5	8.5	16.5
17	169	9.5	6.0	6.5	12.0	146	16.0	10.0	5.5	9.5	126	17.9	21.5	7.0	12.5	100	31.0	31.5	6.5	13.0
18	169	12.0	7.0	6.5	12.0	144	17.5	9.5	4.5	8.0	124	17.5	20.4	7.0	13.0	98	23.5	29.5	6.5	12.5
19	169	4.0	8.0	6.8	12.5	144	12.0	10.0	5.0	9.0	124	15.5	18.4	5.0	9.3	98	23.0	18.0	4.5	9.5
20	167	7.5	8.0	7.3	13.0	144	10.0	8.0	5.0	8.5	124	11.5	11.0	4.5	8.5	100	13.5	11.5	3.5	7.3
21	167	5.5	7.5	7.3	13.0	144	8.0	7.5	4.0	7.5	124	10.0	11.5	4.0	9.0	100	14.0	11.5	4.0	7.0
22	165	8.0	7.5	8.5	15.0	144	8.0	6.0	3.3	6.8	122	10.0	13.0	5.0	10.0	100	11.5	16.4	4.5	9.0
23	165	5.5	8.0	8.8	15.3	144	4.0	7.5	3.5	6.5	122	8.0	13.0	5.3	10.8	100	9.5	14.4	4.8	10.5

H. R. L. S. T.	FREQUENCY (Mc)																			
	2.5					5					10					20				
	F <sub>om</sub>	D <sub>u</sub>	D <sub>l</sub>	V <sub>dm</sub>	L <sub>dm</sub>	F <sub>om</sub>	D <sub>u</sub>	D <sub>l</sub>	V <sub>dm</sub>	L <sub>dm</sub>	F <sub>om</sub>	D <sub>u</sub>	D <sub>l</sub>	V <sub>dm</sub>	L <sub>dm</sub>	F <sub>om</sub>	D <sub>u</sub>	D <sub>l</sub>	V <sub>dm</sub>	L <sub>dm</sub>
00	77	5.5	17.5	3.5	8.0	62	7.5	8.5	3.8	7.5	45	9.0	11.0	3.0	5.0	27	2.0	2.0	1.0	2.5
01	73	9.5	11.5	4.0	8.5	60	7.5	5.5	4.0	8.0	44	6.0	10.0	3.3	5.8	27			1.0	2.5
02	73	8.0	11.5	4.0	8.8	62	6.0	7.5	3.5	7.5	42	10.0	8.0	3.5	6.3	27			1.0	2.5
03	71	8.0	11.5	5.0	10.0	60	8.0	6.0	4.5	9.0	42	10.0	8.0	3.5	6.3	25	2.0	0.0	1.0	2.5
04	63	5.7	12.0	5.8	10.5	56	4.0	9.5	5.0	9.3	44	7.5	6.0	3.0	6.0	25	2.0	0.0	1.5	2.8
05	47	14.0	14.0	5.0	9.5	50	8.0	8.0	4.5	8.5	42	7.5	4.0	3.5	6.0	25	2.0	1.6	1.5	3.0
06	39	18.7	12.0	7.0	13.0	44	10.0	8.0	4.8	8.3	40	6.0	4.0	3.5	6.3	25	2.1	2.0	2.0	3.5
07	31	20.0	8.0	6.5	9.0	40	10.0	10.0	8.0	13.0	38	4.0	4.0	3.5	7.0	27	2.1	2.1	2.0	3.8
08	25	23.7	2.0	2.5	4.0	34	16.8	7.6	6.5	10.0	36	5.9	4.1	3.5	5.5	25	5.7	2.0	2.0	3.5
09	23	25.2	2.0	2.5	4.3	32	19.6	7.7	3.3	6.0	34	9.3	5.6	3.8	6.5	26	3.2	3.0	1.0	2.8
10	25	28.6	4.0	7.3	11.8	35	14.4	6.8	6.3	10.0	36	4.9	4.0	5.3	8.3	27	2.7	4.0	2.5	4.0
11	27	34.3	6.0	7.5	13.0	37	11.9	5.0	7.0	12.0	36	6.7	4.0	3.5	6.5	25	6.1	2.0	1.5	3.0
12	39	24.1	15.9	9.5	16.0	42	11.9	8.0	7.5	12.0	40	5.7	8.0	4.8	8.3	27	6.4	2.0	2.3	4.0
13	51	18.1	28.0	6.5	13.0	46	10.7	11.7	7.0	12.0	42	2.2	4.0	4.0	8.0	27	7.6	2.0	2.5	4.5
14	59	17.5	34.0	9.0	13.8	50	13.5	12.0	6.3	11.0	44	4.0	4.0	3.8	7.5	29	7.9	4.0	2.5	4.5
15	61	18.0	35.5	7.0	12.5	54	11.5	14.0	5.5	11.0	48	4.0	5.5	3.0	6.0	29	8.0	4.0	2.0	4.0
16	63	24.5	33.6	7.0	12.5	56	14.3	11.6	5.0	9.5	52	9.5	6.0	2.5	6.0	31	15.5	4.0	2.0	4.5
17	61	29.0	23.5	5.8	11.0	58	17.5	9.5	3.0	7.5	54	9.3	6.1	2.3	4.8	31	23.5	4.0	2.0	4.5
18	63	25.4	15.5	5.0	10.3	62	9.2	6.0	3.5	7.0	56	4.0	7.5	3.0	5.5	31	13.5	4.0	2.5	4.5
19	68	15.1	13.0	3.8	7.5	66	6.0	5.5	3.5	6.8	56	5.5	6.0	2.8	6.3	31	6.0	4.0	2.5	5.3
20	75	9.0	8.0	3.5	7.0	70	2.0	7.6	3.0	6.5	54	8.0	5.5	3.0	6.3	29	7.5	3.5	2.8	5.0
21	79	3.5	11.5	3.5	7.0	68	4.0	6.1	4.5	9.0	52	6.1	6.0	3.5	6.8	28	5.3	2.6	1.5	3.3
22	79	3.7	13.7	3.8	7.3	66	5.6	8.1	4.0	8.0	50	7.6	10.0	4.0	7.5	27	5.7	2.0	1.5	3.0
23	77	7.2	14.4	3.5	8.0	64	6.1	8.1	4.0	8.0	48	7.6	11.2	3.5	6.0	27	2.1	2.0	0.5	2.0

\* Fewer than 15 days data on power measurements and no computations made for D<sub>u</sub> and D<sub>l</sub>.

\* Fewer than 7 days data on voltage and logarithmic measurements.

F<sub>om</sub> = median value of effective antenna noise in db above ktb.

D<sub>u</sub> = ratio of upper decile to median in db.

D<sub>l</sub> = ratio of median to lower decile in db.

V<sub>dm</sub> = median deviation of average voltage in db below mean power.

L<sub>dm</sub> = median deviation of average logarithm in db below mean power.

# MONTH-HOUR VALUES OF RADIO NOISE

STATION BILL, WYOMING

LAT. 43.2 N

LONG. 105.2 W

JULY

1964

M.H.	FREQUENCY (Mc)																			
	.013					.051					.160					.495				
	F <sub>om</sub>	D <sub>u</sub>	D <sub>l</sub>	V <sub>dm</sub>	L <sub>dm</sub>	F <sub>om</sub>	D <sub>u</sub>	D <sub>l</sub>	V <sub>dm</sub>	L <sub>dm</sub>	F <sub>om</sub>	D <sub>u</sub>	D <sub>l</sub>	V <sub>dm</sub>	L <sub>dm</sub>	F <sub>om</sub>	D <sub>u</sub>	D <sub>l</sub>	V <sub>dm</sub>	L <sub>dm</sub>
00	165	5.6	2.1	9.8	16.5	144	5.6	5.6	5.8	9.8	122	7.6	6.0	6.5	12.5	103	4.7	7.0	5.8	10.5
01	165	3.7	2.1	9.5	16.8	142	4.1	3.6	6.0	10.0	121	5.1	6.6	6.5	13.3	102	5.7	5.7	6.0	12.8
02	165	4.0	4.0	10.0	17.8	142	4.0	4.1	5.8	10.0	120	7.6	5.7	7.0	13.5	102	4.1	6.1	5.3	11.0
03	163	4.1	2.0	9.8	16.8	140	6.0	2.0	6.3	9.8	118	7.6	6.1	7.5	13.5	92	6.1	6.0	8.0	15.0
04	163	2.0	3.6	9.3	16.8	138	4.0	4.0	4.8	9.0	112	11.2	7.8	9.0	17.3	79	18.4	14.6	9.0	18.0
05	163	2.0	4.1	11.0	18.5	136	3.7	4.1	5.8	10.0	111	10.2	12.7	10.0	19.0	76	13.7	19.3	8.5	15.0
06	161	2.1	4.0	10.5	18.5	135	3.0	3.1	5.5	10.3	110	8.0	13.6	11.0	20.0	76	17.4	22.1	7.3	10.5
07	161	2.1	2.1	11.5	20.0	134	3.6	4.1	5.5	9.8	108	8.0	12.3	10.5	16.5	71	21.1	15.2	7.5	11.5
08	161	3.7	4.0	12.3	20.0	134	3.7	6.0	6.5	10.8	106	11.7	16.1	12.8	21.0	68	20.3	12.8	7.3	11.3
09	161	2.0	2.9	12.5	20.5	134	2.0	6.1	5.5	10.0	106	5.5	22.9	12.0	21.3	71	12.8	14.3	5.8	10.8
10	161	6.0	4.0	10.5	18.0	134	5.9	3.9	6.0	10.8	108	12.3	8.1	11.0	19.0	76	14.3	16.1	9.5	16.0
11	163	4.0	2.3	9.0	16.0	138	4.5	4.5	6.0	10.5	112	10.3	8.6	9.8	17.5	84	16.5	18.5	9.8	19.5
12	167	2.0	3.7	8.0	14.5	140	5.9	5.7	5.8	10.5	116	10.0	9.3	7.0	13.0	92	11.3	17.8	8.8	17.5
13	169	2.0	5.5	7.3	12.8	143	6.2	5.1	5.0	10.0	122	9.5	11.5	8.0	14.5	98	10.0	16.0	9.5	17.8
14	169	2.0	5.5	5.5	11.0	144	4.0	5.6	6.0	10.5	124	8.0	13.3	7.8	14.0	102	11.0	21.0	9.3	17.8
15	169	2.0	2.0	6.3	11.5	146	5.5	6.0	5.0	10.0	126	9.5	13.0	7.5	13.0	106	10.1	19.3	8.3	15.8
16	169	3.6	2.0	5.5	10.5	146	5.6	4.0	5.5	10.0	128	7.6	8.3	7.8	12.5	104	10.1	13.2	10.0	18.8
17	169	3.7	2.1	6.0	11.5	146	6.1	4.0	6.0	10.5	126	8.1	8.1	8.0	15.0	101	14.7	8.8	10.3	17.8
18	169	2.1	4.1	6.5	11.8	145	7.1	3.1	6.0	11.0	126	8.1	6.1	8.0	15.0	103	15.0	10.8	10.0	19.0
19	167	4.1	2.0	7.8	13.5	145	7.1	4.6	6.5	11.0	126	8.1	7.8	7.0	12.0	101	10.7	11.1	7.0	11.0
20	167	4.0	2.1	7.0	13.0	144	6.0	4.1	6.5	11.5	126	6.0	9.6	6.0	11.0	102	9.6	7.7	4.3	8.5
21	167	2.1	4.1	7.5	14.0	146	4.0	6.1	5.0	9.5	124	9.6	4.1	5.0	10.0	102	6.1	6.1	4.5	9.3
22	167	2.1	3.7	8.3	14.8	144	4.1	3.7	5.5	9.8	122	8.1	4.1	5.5	10.5	102	8.0	5.6	5.0	9.0
23	166	3.0	3.0	8.5	15.3	144	4.1	4.1	5.5	9.3	123	6.7	8.7	5.8	11.3	103	5.0	7.0	4.8	9.5

M.H.	FREQUENCY (Mc)																			
	2.5					5					10					20				
	F <sub>om</sub>	D <sub>u</sub>	D <sub>l</sub>	V <sub>dm</sub>	L <sub>dm</sub>	F <sub>om</sub>	D <sub>u</sub>	D <sub>l</sub>	V <sub>dm</sub>	L <sub>dm</sub>	F <sub>om</sub>	D <sub>u</sub>	D <sub>l</sub>	V <sub>dm</sub>	L <sub>dm</sub>	F <sub>om</sub>	D <sub>u</sub>	D <sub>l</sub>	V <sub>dm</sub>	L <sub>dm</sub>
00	76	4.6	7.0	4.0	7.5	60	6.1	6.0	4.0	7.8	39	6.1	5.7	3.5	6.5	25	2.0	0.0	1.0	2.5
01	75	2.1	6.0	3.5	7.5	58	9.6	4.0	4.0	8.0	37	5.6	4.1	3.5	5.5	25	2.0	0.0	1.0	2.5
02	73	5.7	5.6	4.0	7.5	58	5.6	2.0	4.0	8.0	37	4.1	5.6	2.5	5.0	25	1.6	0.0	1.0	2.5
03	73	4.0	6.0	4.5	9.0	58	4.1	4.1	4.8	9.0	35	7.5	4.0	2.8	5.0	25			1.5	3.0
04	67	6.1	4.0	5.5	10.3	56	4.0	2.1	5.0	9.0	41	3.7	7.9	3.0	6.0	25			1.5	2.5
05	55	11.5	8.1	7.0	12.0	54	4.0	6.0	5.5	10.0	43	3.9	5.9	3.5	7.5	25	1.7	2.0	1.5	3.0
06	51	6.3	11.9	7.0	12.0	50	6.1	9.7	6.8	11.5	41	4.1	4.0	4.0	7.5	25	0.1	2.0	1.5	3.0
07	43	9.9	14.0	8.0	14.0	46	6.0	10.1	7.3	12.0	41	2.1	6.1	4.5	8.5	23	3.7	0.0	2.0	3.5
08	32	18.9	7.2	8.3	12.8	43	5.2	11.2	7.3	12.0	39	2.0	6.0	4.5	8.0	25			1.5	3.0
09	28	20.3	5.0	7.0	10.5	38	4.2	8.0	6.5	11.0	37	2.0	4.0	3.8	7.3	25			2.0	3.3
10	25	19.4	4.0	5.0	7.5	36	10.3	6.0	7.0	11.5	37	2.2	4.4	4.0	7.0	25	2.1	2.0	2.0	3.0
11	27	26.0	4.3	4.5	6.5	37	9.0	6.4	6.0	10.5	39	2.5	4.5	4.0	7.8	25	2.0	2.0	1.8	3.5
12	39	22.4	14.2	7.5	13.0	42	5.7	9.6	5.3	10.3	41	4.0	5.5	4.0	7.0	25	6.0	1.3	1.5	3.5
13	55	8.0	24.0	8.0	14.0	46	4.1	9.3	4.5	9.5	43	4.0	4.0	3.0	6.5	27	5.3	3.3	2.0	3.5
14	59	11.5	25.0	8.3	16.0	46	12.1	5.7	4.0	8.0	45	5.3	4.0	3.5	6.5	27	10.6	2.0	1.8	3.3
15	61	20.4	24.0	7.0	13.5	52	16.6	8.0	4.5	8.5	47	9.0	4.0	3.3	6.5	29	12.4	4.0	2.3	4.5
16	65	13.6	18.3	6.0	11.0	56	9.0	7.5	4.0	8.0	49	4.0	5.5	3.3	6.3	27	9.5	2.0	2.0	4.0
17	65	10.0	15.0	4.8	9.0	58	11.0	6.0	3.3	6.5	51	5.5	7.5	2.5	5.5	27	10.0	2.0	2.0	4.0
18	65	15.5	9.0	4.0	7.5	62	6.0	4.0	3.0	5.5	51	7.5	4.0	2.5	5.3	29	12.0	3.5	2.5	4.5
19	69	15.5	4.0	3.0	6.0	64	6.0	4.0	2.5	5.0	53	4.0	4.0	2.5	5.5	29	4.0	4.0	2.0	4.0
20	75	4.0	5.5	3.0	6.0	66	4.0	2.0	3.0	6.0	51	4.0	6.0	3.5	6.0	27	4.0	2.0	2.0	3.5
21	75	5.5	3.5	3.0	6.0	66	5.5	4.0	3.5	7.3	49	5.5	8.0	3.0	6.5	25	4.0	0.0	1.5	3.0
22	77	4.0	5.5	3.0	6.5	64	4.0	2.0	3.5	7.0	45	6.0	6.0	3.5	7.0	25	2.0	0.0	1.5	2.5
23	75	4.0	4.0	3.3	6.8	62	6.0	4.0	4.0	8.0	41	9.0	6.0	3.5	6.5	25	2.0	0.0	1.5	3.0

\* Fewer than 15 days data on power measurements and no computations made for D<sub>u</sub> and D<sub>l</sub>.

\* Fewer than 7 days data on voltage and logarithmic measurements.

F<sub>om</sub> = median value of effective antenna noise in db above ktb.

D<sub>u</sub> = ratio of upper decile to median in db.

D<sub>l</sub> = ratio at median to lower decile in db.

V<sub>dm</sub> = median deviation of average voltage in db below mean power.

L<sub>dm</sub> = median deviation of average logarithm in db below mean power.

# MONTH-HOUR VALUES OF RADIO NOISE

STATION HILL, WYOMING

LAT. 43.2 N

LONG. 105.2 W

AUGUST 1964

H. R. L. S. T.	FREQUENCY (Mc)																			
	.013					.051					.160					.495				
	F <sub>om</sub>	D <sub>u</sub>	D <sub>l</sub>	V <sub>dm</sub>	L <sub>dm</sub>	F <sub>om</sub>	D <sub>u</sub>	D <sub>l</sub>	V <sub>dm</sub>	L <sub>dm</sub>	F <sub>om</sub>	D <sub>u</sub>	D <sub>l</sub>	V <sub>dm</sub>	L <sub>dm</sub>	F <sub>om</sub>	D <sub>u</sub>	D <sub>l</sub>	V <sub>dm</sub>	L <sub>dm</sub>
00	*165			* 8.0	*14.5	*144			* 5.8	*10.0	*124			* 5.3	*10.5	*104			* 4.5	* 8.5
01	*165			* 8.3	*15.3	*144			* 5.5	* 9.8	*124			* 5.5	*11.0	*104			* 4.3	* 9.0
02	*165			* 8.3	*15.3	*142			* 5.3	* 9.8	*122			* 5.3	*10.8	*102			* 4.0	* 8.8
03	*163			* 8.5	*15.3	*140			* 5.8	*10.5	*120			* 6.0	*11.8	* 98			* 4.8	*10.0
04	*161			* 8.5	*15.8	*138			* 6.3	*10.5	*116			* 7.8	*14.3	* 84			* 5.0	*10.0
05	*161			* 9.5	*17.0	*136			* 6.8	*10.8	*110			*10.5	*19.0	* 68			* 8.5	*16.0
06	*161			*10.5	*18.5	*134			* 6.0	*10.5	*108			*11.0	*20.0	* 64			* 7.8	*13.5
07	*161			*10.3	*18.3	*132			* 6.3	*10.5	*104			*12.0	*21.3	* 60			* 7.5	*12.0
08	*161			*11.5	*19.8	*130			* 6.0	*10.5	*106			*11.0	*21.0	* 64			* 7.0	*10.5
09	*160			*10.3	*18.5	*131			* 6.3	*10.8	*104			*11.8	*21.0	* 63			* 6.8	*10.3
10	*161			*10.5	*18.8	*132			* 6.0	*10.5	*104			*12.0	*21.0	* 66			* 6.0	*11.5
11	*163			*10.5	*18.5	*134			* 5.5	* 9.5	*104			*11.5	*19.5	* 74			*10.0	*17.5
12	*165			* 8.5	*15.5	*138			* 7.0	*11.0	*112			*11.0	*19.5	* 82			*10.3	*18.3
13	*167			* 7.8	*14.0	*141			* 6.3	*11.0	*114			*10.0	*18.5	* 92			* 9.3	*16.5
14	*167			* 6.5	*13.0	*142			* 5.5	*10.5	*121			* 8.3	*16.5	* 92			* 7.5	*14.8
15	*169			* 7.5	*13.0	*143			* 6.3	*10.8	*118			* 6.8	*13.5	* 96			* 7.0	*14.0
16	*169			* 5.5	*11.0	*144			* 6.0	*10.5	*124			* 8.0	*15.0	* 98			* 7.5	*16.0
17	*169			* 7.0	*12.5	*144			* 6.5	*11.0	*124			* 7.5	*13.5	* 98			* 7.5	*14.5
18	*167			* 6.5	*12.0	*144			* 6.0	*10.5	*122			* 6.5	*12.5	* 96			* 6.5	*13.0
19	*167			* 6.5	*12.0	*146			* 5.5	*10.0	*124			* 5.5	*10.5	*102			* 4.0	* 8.0
20	*167			* 7.0	*13.5	*146			* 6.0	*11.0	*126			* 5.0	*10.0	*102			* 3.0	* 7.0
21	*167			* 7.0	*13.5	*144			* 5.5	*10.0	*126			* 4.5	* 9.3	*104			* 3.0	* 7.0
22	*167			* 8.0	*14.5	*146			* 5.5	*10.0	*124			* 4.0	* 9.0	*106			* 3.5	* 7.5
23	*167			* 8.0	*14.5	*144			* 5.5	*10.0	*124			* 5.0	*10.5	*106			* 3.0	* 7.0

H. R. L. S. T.	FREQUENCY (Mc)																			
	2.5					5					10					20				
	F <sub>om</sub>	D <sub>u</sub>	D <sub>l</sub>	V <sub>dm</sub>	L <sub>dm</sub>	F <sub>om</sub>	D <sub>u</sub>	D <sub>l</sub>	V <sub>dm</sub>	L <sub>dm</sub>	F <sub>om</sub>	D <sub>u</sub>	D <sub>l</sub>	V <sub>dm</sub>	L <sub>dm</sub>	F <sub>om</sub>	D <sub>u</sub>	D <sub>l</sub>	V <sub>dm</sub>	L <sub>dm</sub>
00	* 77			* 3.5	* 7.0	* 58			* 3.0	* 6.0	* 40			* 2.5	* 4.0	* 26			* 0.5	* 2.0
01	* 75			* 3.0	* 6.5	* 58			* 4.5	* 7.5	* 40			* 1.5	* 3.0	* 26			* 0.5	* 2.0
02	* 75			* 4.0	* 8.0	* 60			* 4.5	* 8.0	* 38			* 2.0	* 4.0	* 26			* 1.0	* 2.5
03	* 73			* 3.5	* 8.0	* 58			* 4.0	* 7.5	* 34			* 1.5	* 3.5	* 26			* 1.0	* 2.5
04	* 73			* 5.0	*10.0	* 56			* 5.0	* 9.0	* 36			* 3.5	* 5.5	* 26			* 1.5	* 3.0
05	* 61			* 6.0	*10.5	* 58			* 5.0	* 9.5	* 44			* 3.0	* 6.0	* 26			* 2.0	* 3.0
06	* 51			* 7.5	*12.5	* 50			* 5.5	*10.0	* 42			* 4.5	* 8.0	* 26			* 1.0	* 2.0
07	* 39			* 8.3	*13.5	* 44			* 5.5	* 9.5	* 40			* 3.5	* 5.5	* 26			* 1.5	* 2.5
08	* 29			* 5.0	* 8.5	* 39			* 6.5	*10.0	* 38			* 2.8	* 5.3	* 26			* 0.8	* 2.0
09	* 25			* 3.5	* 5.5	* 36			* 4.0	* 7.5	* 36			* 4.3	* 7.3	* 26			* 1.8	* 3.3
10	* 25			* 5.5	* 8.0	* 34			* 6.5	*10.3	* 36			* 3.3	* 6.0	* 26			* 1.0	* 2.5
11	* 27			* 8.0	*10.8	* 36			* 7.0	*10.8	* 36			* 3.3	* 6.8	* 26			* 1.5	* 2.8
12	* 31			* 7.3	*13.0	* 42			* 6.5	*11.3	* 38			* 4.0	* 7.3	* 26			* 1.0	* 2.3
13	* 49			*10.8	*17.0	* 42			* 5.8	*10.3	* 40			* 3.3	* 6.5	* 26			* 0.8	* 2.5
14	* 55			*10.5	*17.0	* 46			* 5.5	*10.0	* 42			* 3.3	* 6.8	* 28			* 1.8	* 3.3
15	* 51			* 7.5	*13.0	* 51			* 5.0	* 9.3	* 44			* 3.0	* 5.8	* 27			* 1.3	* 2.5
16	* 51			* 4.5	* 9.3	* 54			* 4.0	* 8.0	* 48			* 2.5	* 5.3	* 28			* 1.3	* 2.5
17	* 61			* 4.5	* 8.8	* 58			* 2.8	* 6.0	* 50			* 3.0	* 5.5	* 28			* 1.5	* 3.0
18	* 67			* 4.5	* 8.5	* 62			* 2.0	* 5.0	* 50			* 2.5	* 5.0	* 28			* 0.8	* 2.3
19	* 73			* 2.5	* 5.8	* 66			* 2.0	* 4.8	* 52			* 2.3	* 5.0	* 28			* 1.0	* 2.5
20	* 77			* 2.8	* 5.5	* 68			* 2.5	* 5.8	* 50			* 4.3	* 7.8	* 26			* 1.0	* 2.0
21	* 79			* 2.3	* 5.0	* 64			* 2.5	* 5.5	* 46			* 2.3	* 4.8	* 26			* 0.8	* 2.3
22	* 77			* 3.0	* 6.0	* 64			* 3.3	* 5.5	* 44			* 3.5	* 6.5	* 26			* 1.5	* 3.0
23	* 79			* 2.8	* 5.8	* 58			* 3.5	* 7.0	* 42			* 3.5	* 6.0	* 26			* 0.5	* 2.0

\* Fewer than 15 days data on power measurements and no computations made for D<sub>u</sub> and D<sub>l</sub>.

\* Fewer than 7 days data on voltage and logarithmic measurements.

F<sub>om</sub> = median value of effective antenna noise in db above ktb.

D<sub>u</sub> = ratio of upper decile to median in db.

D<sub>l</sub> = ratio of median to lower decile in db.

V<sub>dm</sub> = median deviation of average voltage in db below mean power.

L<sub>dm</sub> = median deviation of average logarithm in db below mean power.

# MONTH-HOUR VALUES OF RADIO NOISE

STATION BOULDER, COLORADO

LAT. 40.1 N

LONG. 105.1 W

JUNE

1964

H. R.	FREQUENCY (Mc)																			
	.013					.051					.160					.495				
	F <sub>am</sub>	D <sub>u</sub>	D <sub>l</sub>	V <sub>dm</sub>	L <sub>dm</sub>	F <sub>am</sub>	D <sub>u</sub>	D <sub>l</sub>	V <sub>dm</sub>	L <sub>dm</sub>	F <sub>am</sub>	D <sub>u</sub>	D <sub>l</sub>	V <sub>dm</sub>	L <sub>dm</sub>	F <sub>am</sub>	D <sub>u</sub>	D <sub>l</sub>	V <sub>dm</sub>	L <sub>dm</sub>
00	*167			* 9.0	*14.5	*147			* 7.0	*10.8	125	5.5	10.9	* 6.0	*12.0	100	10.3	7.9	* 5.5	*10.5
01	*169			*11.5	*18.0	*143			* 8.0	*10.5	121	7.5	5.3	* 6.0	*12.0	99	7.3	8.7	* 7.5	*15.0
02	*166			*13.0	*18.5	*143			* 6.8	*11.0	122	4.3	9.9	* 7.3	*14.0	98	10.0	8.3	* 7.5	*14.0
03	*163			*13.0	*20.0	*140			* 7.5	*12.0	118	6.1	10.6	* 9.5	*18.5	88	8.0	4.6	* 9.5	*17.5
04	*165			*13.5	*20.0	*135			*11.3	*17.3	110	10.0	20.6	*14.0	*17.8	74	12.5	10.0	* 4.3	* 8.0
05	*163			*14.5	*20.0	*131			* 6.0	*10.5	108	11.1	14.8	*12.5	*18.5	72	14.7	8.2	* 3.5	* 6.5
06	*163			*14.0	*21.0	*131			* 6.0	*10.5	106	13.1	11.4			72	16.4	6.4	* 3.0	* 7.0
07	*162			*14.5	*21.0	*129			* 5.0	* 9.5	*105			*11.5	*17.0	70	21.1	6.3	* 2.8	* 5.5
08	*163			*14.5	*21.0	*129			* 6.0	*11.5	*102			* 7.8	*10.3	* 70			* 2.0	* 4.0
09	*161			*14.5	*21.0	*131			* 4.0	* 8.5	* 98			* 6.0	* 8.0	70	18.2	9.4	* 1.5	* 3.0
10	*163			*12.5	*19.8	*131			* 7.0	*11.0	*104			* 9.5	*14.0	* 68			* 4.5	* 7.0
11	*165			* 9.8	*17.3	*133			* 5.3	* 9.5	*109			* 9.0	*13.8	* 76			* 3.8	* 5.8
12	*167			* 9.5	*15.3	*137			* 6.3	* 9.5	112	20.0	12.3	* 8.3	*12.8	76	38.8	12.3	* 4.0	* 6.0
13	*170			* 9.3	*14.0	*141			* 5.0	* 8.0	*112			* 6.0	*10.0	* 84				
14	*170			* 7.0	*11.0	*143			* 5.5	* 9.0	*122			*10.8	*16.3	* 96			* 6.0	* 8.3
15	*171			* 8.0	*12.8	*143			* 5.3	* 9.0	*126			* 6.5	*10.5	* 98			* 5.8	* 8.0
16	171	4.0	3.9	* 8.8	*13.5	144	9.4	8.9	* 8.0	*10.0	126	9.5	19.5	* 6.5	*12.0	98	16.0	17.0	* 3.0	* 6.0
17	171	4.0	4.0	* 7.3	*12.8	149	4.6	14.0	* 6.0	*10.0	126	14.4	16.0	* 7.0	*11.0	98	24.2	18.1	* 2.5	* 5.5
18	171	4.0	5.6	* 7.8	*13.0	146	5.5	11.1	* 6.0	*10.0	126	8.0	20.0	* 7.0	* 9.5	98	19.1	24.5	* 3.8	* 7.3
19	169	5.9	5.6	* 9.5	*15.0	145	6.4	12.1	* 5.8	* 9.0	128	6.0	17.5	* 6.0	* 9.5	99	16.7	14.7	* 4.3	* 9.0
20	170	4.7	7.1	*10.0	*15.0	149	6.0	15.6	* 7.0	*11.5	128	9.5	13.5	* 4.5	* 8.5	99	18.7	9.1	* 4.5	* 8.0
21	170	5.1	6.7	* 9.0	*15.0	149	7.3	13.7	* 6.5	*10.3	126	9.5	8.0	* 5.8	*11.0	99	19.8	8.6	* 5.0	* 9.3
22	169	4.1	6.0	*11.8	*16.8	147	6.3	12.3	* 7.0	*11.3	126	7.5	10.0	* 5.0	* 9.8	99	13.3	7.1	* 5.0	* 9.8
23	168	6.6	5.1	*10.3	*17.0	*145			* 8.0	*12.0	126	7.5	11.0	* 5.0	*10.0	100	13.8	8.1	* 6.3	*12.5

H. R.	FREQUENCY (Mc)																			
	2.5					5					10					20				
	F <sub>am</sub>	D <sub>u</sub>	D <sub>l</sub>	V <sub>dm</sub>	L <sub>dm</sub>	F <sub>am</sub>	D <sub>u</sub>	D <sub>l</sub>	V <sub>dm</sub>	L <sub>dm</sub>	F <sub>am</sub>	D <sub>u</sub>	D <sub>l</sub>	V <sub>dm</sub>	L <sub>dm</sub>	F <sub>am</sub>	D <sub>u</sub>	D <sub>l</sub>	V <sub>dm</sub>	L <sub>dm</sub>
00	74	6.0	10.0	* 4.5	* 7.5	62	6.5	9.5	* 4.0	* 7.0	44	10.3	8.8	* 5.0	* 8.0	25	4.0	2.0	* 1.0	* 2.5
01	74	6.0	14.0	* 4.5	* 7.5	61	8.6	11.8	* 5.0	* 8.5	43	10.0	9.3	* 4.3	* 7.0	25	2.0	2.0	* 2.5	* 4.0
02	70	8.0	10.0	* 4.5	* 7.5	60	7.7	9.0	* 4.3	* 7.5	43	8.0	8.0	* 4.0	* 7.0	25	2.0	2.0	* 1.0	* 3.0
03	72	5.3	13.3	* 5.0	* 7.5	59	7.7	9.0	* 5.0	*10.0	41	7.5	8.0	* 5.0	* 8.0	25			* 1.8	* 3.3
04	61	9.0	5.0	* 7.5	*11.8	55	6.0	4.0	* 6.3	*10.0	43	4.0	4.0	* 5.0	* 6.8	25	1.3	2.0	* 1.5	* 3.5
05	50	8.0	9.3	* 6.5	*10.0	53	7.6	7.3	* 5.8	* 9.8	41	8.0	4.0	* 5.5	* 8.3	25			* 2.0	* 3.5
06	45	10.1	6.3			48	7.0	7.0	* 7.0	*10.8	41	5.3	4.0	* 6.5	* 9.5	25	6.0	2.0	* 3.3	* 4.5
07	44	13.1	6.0	* 4.0	* 6.3	42	10.9	5.1	* 7.0	*10.0	39	5.5	4.0	* 5.5	* 8.5	25	6.0	2.0	* 4.0	* 6.0
08	44	6.0	7.5	* 2.5	* 4.3	40	10.1	5.1	* 6.5	* 9.5	37	5.5	3.5	* 5.8	* 8.5	26	3.1	3.0	* 3.5	* 5.0
09	44	8.7	4.1	* 3.5	* 5.0	39	9.9	4.6	* 6.3	* 9.0	36	7.6	5.0	* 4.3	* 6.8	25	5.3	2.0	* 3.0	* 5.0
10	43	9.4	5.0	* 4.8	* 6.5	41	14.4	9.5	* 5.3	* 7.8	37	9.3	5.3	* 6.0	* 8.5	25	6.1	2.1	* 2.8	* 5.0
11	* 46					42	21.0	9.1	* 5.0	* 8.5	38	11.0	6.3	* 4.8	* 7.5	27	6.0	4.0	* 2.0	* 4.0
12	44	33.3	7.6	* 4.0	* 6.0	43	22.1	10.1	* 5.5	* 8.3	38	11.3	4.8	* 5.5	* 8.5	27	11.9	4.0	* 2.8	* 4.8
13	50	24.4	11.2	* 5.5	* 7.5	42	24.5	7.6	* 3.5	* 6.0	41	17.4	7.5	* 4.5	* 7.0	27	17.1	4.0	* 5.0	* 7.0
14	* 54			* 5.8	* 9.3	* 47			* 4.5	* 6.0	43	16.6	6.3	* 4.5	* 7.5	* 29			* 3.5	* 6.0
15	* 50			* 9.3	*11.3	* 50			* 5.0	* 9.0	* 47			* 3.5	* 6.0	27	12.3	2.3	* 5.8	* 8.0
16	55	24.8	20.6			55	9.3	15.3	* 5.0	* 8.5	48	3.0	10.8	* 4.5	* 6.0	29	8.2	6.0	* 4.0	* 6.0
17	54	23.1	14.0	* 7.5	*11.5	57	10.0	12.0	* 4.5	* 7.0	51	7.0	7.0	* 4.0	* 6.0	29	14.5	4.0	* 4.0	* 6.5
18	64	18.8	22.9	* 6.8	*10.8	63	7.3	18.4	* 5.0	* 7.5	53	6.0	14.4	* 3.5	* 5.5	29	9.2	6.0	* 3.3	* 5.0
19	66	12.0	16.0	* 4.5	* 7.0	65	6.0	9.1	* 4.0	* 6.3	53	5.1	11.2	* 5.0	* 8.0	31	7.8	8.0	*10.0	*13.5
20	72	10.0	10.0	* 4.3	* 7.0	67	6.0	10.2	* 4.0	* 7.0	51	6.0	6.0	* 4.8	* 6.8	27	11.3	4.0	* 3.0	* 5.0
21	74	10.0	9.1	* 4.0	* 7.0	65	8.0	6.0	* 4.0	* 7.0	51	6.0	7.1	* 7.8	* 9.8	25	14.3	1.1	* 3.0	* 4.5
22	76	8.0	12.0	* 4.0	* 6.5	66	6.5	7.5	* 4.0	* 7.0	51	5.3	12.0	* 7.0	* 8.5	25	10.0	2.0	* 2.8	* 3.3
23	74	7.1	10.0	* 3.0	* 6.0	63	7.5	8.0	* 3.5	* 7.0	47	9.5	7.5	* 4.8	* 7.3	25	5.1	2.0	* 4.0	* 6.0

\* Fewer than 15 days data on power measurements and no computations made for D<sub>u</sub> and D<sub>l</sub>.

\* Fewer than 7 days data on voltage and logarithmic measurements.

F<sub>am</sub> = median value of effective antenna noise in db above ktb.

D<sub>u</sub> = ratio of upper decile to median in db.

D<sub>l</sub> = ratio of median to lower decile in db.

V<sub>dm</sub> = median deviation of average voltage in db below mean power.

L<sub>dm</sub> = median deviation of average logarithm in db below mean power.



# MONTH-HOUR VALUES OF RADIO NOISE

STATION BOULDER, COLORADO

LAT. 40.1 N

LONG. 105.1 W

JULY

1964

TIME M.H.	FREQUENCY (Mc)																			
	.013					.051					.160					.495				
	F <sub>om</sub>	D <sub>u</sub>	D <sub>l</sub>	V <sub>dm</sub>	L <sub>dm</sub>	F <sub>om</sub>	D <sub>u</sub>	D <sub>l</sub>	V <sub>dm</sub>	L <sub>dm</sub>	F <sub>om</sub>	D <sub>u</sub>	D <sub>l</sub>	V <sub>dm</sub>	L <sub>dm</sub>	F <sub>om</sub>	D <sub>u</sub>	D <sub>l</sub>	V <sub>dm</sub>	L <sub>dm</sub>
00	166	3.7	2.1	* 8.5	*14.0	*140					120	6.0	8.0	* 5.5	*10.0	100	4.9	6.0	* 5.8	* 9.5
01	166	2.3	4.0	*10.3	*15.8	*136					120	4.7	8.0	* 6.3	*10.8	100	6.0	3.3	* 4.0	* 8.5
02	166	2.3	2.3	*10.0	*15.5	*138					118	6.0	6.0	* 5.0	*10.3	100	4.0	7.5	* 5.0	* 9.8
03	164	4.0	4.0	*10.5	*16.8	*137					118	4.0	6.0	* 6.0	*11.5	93	8.7	8.3	* 5.5	*11.0
04	164	4.0	6.1	* 9.5	*15.8	*130										76	10.0	7.5	* 8.0	*14.0
05	164	4.0	5.8	*10.0	*15.0	*126										74	12.9	10.9	* 5.3	* 8.5
06	164	4.1	6.2	*11.5	*18.0	*126										70	17.1	8.0	* 6.0	* 9.0
07	163	4.7	5.0	*11.5	*18.0	*126										70	16.2	8.0	* 3.5	* 5.8
08	163	3.2	4.9	*10.3	*17.3	*125										68	20.0	6.1	* 3.0	* 5.0
09	*164			*13.5	*19.0	*125										69	17.6	6.3	* 8.5	*11.8
10	*164			*10.0	*16.0	*130										72	15.4	8.0	* 4.8	* 7.0
11	164	6.1	4.2	* 9.0	*14.8	*132										81	22.0	13.0	* 7.0	*11.0
12	168	4.0	4.0	*10.8	*16.8	*136										98	11.0	26.9	*10.8	*16.5
13	170	4.0	3.5	* 9.0	*14.5	*140										104	7.4	29.2	* 9.0	*13.5
14	172	2.0	4.1	* 7.5	*13.3	*144										107	7.2	32.1	*10.0	*17.5
15	172	2.2	2.2	* 6.5	*12.0	*146										104	10.1	21.1	*11.8	*17.5
16	172	2.0	2.9	* 6.0	*10.0	*146										104	12.0	19.4	*10.0	*17.5
17	172	3.1	5.1	* 7.0	*11.0	146	4.3	12.8	* 6.8	*11.3	126	6.0	14.0	* 7.8	*11.5	102	12.6	21.5	* 9.0	*13.5
18	171	3.0	5.0	* 7.0	*11.5	*144			* 6.0	*11.0	126	7.8	12.9	* 5.0	*10.0	102	13.2	24.2	* 6.3	*10.5
19	170	4.0	5.5	* 6.8	*11.3	*146			* 5.5	*10.0	122	10.0	10.0	* 5.5	* 9.8	104	10.4	10.0	* 5.5	*10.5
20	168	6.0	4.0	* 7.0	*11.5	*144			* 8.0	*13.0	122	12.0	10.0	* 5.5	* 8.8	105	8.6	10.4	* 4.5	* 9.0
21	168	6.5	4.0	* 9.0	*13.5	*142			* 5.5	*10.0	122	6.9	8.9	* 6.0	*10.0	103	7.3	8.4	* 5.3	* 9.0
22	168	5.6	4.0	* 8.5	*14.3	*140			* 6.8	*12.0	120	8.9	6.0	* 5.8	*10.3	102	6.1	10.5	* 4.8	* 8.0
23	167	6.6	3.0	* 8.0	*12.0	*140			* 8.0	*12.5	118	10.0	6.0	* 6.3	*10.5	100	6.0	7.0	* 5.8	*10.0

TIME M.H.	FREQUENCY (Mc)																			
	2.5					5					10					20				
	F <sub>om</sub>	D <sub>u</sub>	D <sub>l</sub>	V <sub>dm</sub>	L <sub>dm</sub>	F <sub>om</sub>	D <sub>u</sub>	D <sub>l</sub>	V <sub>dm</sub>	L <sub>dm</sub>	F <sub>om</sub>	D <sub>u</sub>	D <sub>l</sub>	V <sub>dm</sub>	L <sub>dm</sub>	F <sub>om</sub>	D <sub>u</sub>	D <sub>l</sub>	V <sub>dm</sub>	L <sub>dm</sub>
00	71	5.0	4.5	5.5	10.0	61	4.7	4.7	5.5	9.0	40	6.5	6.0	5.0	8.0	25	2.0	2.0	* 2.0	* 3.5
01	71	6.0	6.0	5.0	9.0	61	4.0	4.7	* 5.5	* 9.5	38	5.0	6.0	* 5.0	* 6.5	25	2.0	2.0	2.0	3.3
02	71	4.5	4.5	6.0	10.5	61	4.0	4.9	* 5.0	* 9.0	38	8.5	4.0	* 4.5	* 7.5	25	2.0	2.0	2.5	4.0
03	71	4.0	6.0	5.5	9.0	59	4.7	4.0	5.8	10.0	36	10.0	4.0	* 4.0	* 6.0	25			2.5	4.0
04	65	4.7	4.7	* 6.5	*11.0	59	4.9	3.8	* 6.0	*10.5	42	2.7	2.0	* 5.5	* 9.0	25	2.0	2.0	2.3	3.8
05	55	7.4	6.7	* 6.0	* 9.0	57	2.0	7.1	* 6.5	*10.0	43	3.9	3.0	* 5.8	* 9.0	25	2.0	2.0	* 2.5	* 4.0
06	47	6.0	4.7	* 7.3	* 9.5	51	8.0	6.0	* 7.5	*10.5	42	4.0	2.7	5.8	8.8	25	4.0	2.0	2.8	4.3
07	43	4.7	2.0	* 5.0	* 7.0	47	5.0	7.5	* 6.3	* 9.5	40	4.0	2.7	* 5.5	* 9.0	25	6.0	2.0	2.5	4.0
08	43	6.0	2.7	* 5.3	* 6.5	43	8.0	6.0	* 4.5	* 7.5	39	4.3	4.3	* 5.3	* 7.8	25	4.9	2.0	* 2.5	* 4.3
09	41	5.6	2.1	* 4.8	* 7.3	41	6.2	5.7	* 5.0	* 7.3	38	5.5	3.5	* 6.0	* 9.0	27	3.4	4.0	* 2.5	* 4.5
10	43	4.6	2.1			39	6.8	2.0	* 6.0	* 8.5	38	5.1	3.1	* 5.0	* 7.8	27	5.8	4.0	* 4.0	* 6.0
11	45	10.2	5.6	* 2.5	* 4.0	43	7.1	6.0	* 3.8	* 6.0	40	4.0	4.0	* 5.0	* 7.0	27	7.1	4.0	* 3.0	* 5.0
12	53	16.6	10.0	*13.0	*18.0	49	11.3	9.3	* 5.5	* 9.3	44	4.6	6.0	5.0	8.0	28	7.9	3.0	3.3	5.8
13	59	11.8	14.0	* 8.0	*11.5	51	10.2	9.1	* 5.0	* 6.5	44	4.9	2.0	* 4.3	* 7.3	29	8.0	4.0	* 3.3	* 5.0
14	62	10.6	14.7	* 9.0	*12.5	54	9.0	12.3	* 7.0	*10.0	47	4.3	5.0	4.5	7.0	31	6.0	6.0	* 4.0	* 6.5
15	63	16.4	19.0	* 7.0	*14.0	55	10.8	10.1	* 7.0	*12.0	48	4.0	4.0	* 3.5	* 6.8	31	6.0	4.0	3.5	5.0
16	63	10.9	12.9	*10.3	*15.0	59	6.6	11.3	* 5.3	* 9.0	50	8.0	6.0	4.0	6.5	29	11.3	4.0	* 2.5	* 4.5
17	63	16.9	10.9	* 5.5	* 9.0	61	10.0	8.0	4.5	7.5	52	3.4	2.0	4.0	6.0	29	9.4	4.0	3.5	5.0
18	66	13.9	10.8	* 6.8	*10.8	63	8.7	4.7	4.0	7.0	52	8.7	2.7	4.0	6.5	29	14.7	2.0	4.0	6.0
19	67	10.7	6.7	4.8	8.3	65	8.0	2.7	* 4.0	* 6.5	52	4.7	2.7	4.0	6.3	29	5.3	4.0	* 3.0	* 4.5
20	73	6.7	4.0	4.5	8.0	67	5.4	4.0	* 4.3	* 7.3	50	6.7	2.7	4.5	7.0	27	11.5	2.0	* 3.0	* 4.0
21	73	8.7	4.7	4.3	7.8	67	4.0	4.0	4.0	* 8.0	48	4.0	5.1	* 4.0	* 6.0	27	8.7	2.0	1.8	3.8
22	73	10.0	4.9	* 5.0	* 8.5	65	4.9	4.9	* 5.0	* 9.0	46	6.9	5.8	6.0	8.5	26	5.0	1.0	3.0	4.0
23	73	2.9	5.8	5.5	10.0	63	4.0	4.0	6.0	10.0	43	5.9	5.9	* 5.5	* 8.8	25	2.7	2.0	* 2.0	* 3.5

\* Fewer than 15 days data on power measurements and no computations made for D<sub>u</sub> and D<sub>l</sub>.

\* Fewer than 7 days data on voltage and logarithmic measurements.

F<sub>om</sub> = median value of effective antenna noise in db above ktb.

D<sub>u</sub> = ratio of upper decile to median in db.

D<sub>l</sub> = ratio of median to lower decile in db.

V<sub>dm</sub> = median deviation of average voltage in db below mean power.

L<sub>dm</sub> = median deviation of average logarithm in db below mean power.

# MONTH-HOUR VALUES OF RADIO NOISE

STATION BOULDER, COLORADO

LAT. 40.1 N

LONG. 105.1 W

AUGUST 1964

T.M.	FREQUENCY (Mc)																			
	.013					.051					.160					.495				
	F <sub>am</sub>	D <sub>u</sub>	D <sub>ℓ</sub>	V <sub>dm</sub>	L <sub>dm</sub>	F <sub>am</sub>	D <sub>u</sub>	D <sub>ℓ</sub>	V <sub>dm</sub>	L <sub>dm</sub>	F <sub>am</sub>	D <sub>u</sub>	D <sub>ℓ</sub>	V <sub>dm</sub>	L <sub>dm</sub>	F <sub>am</sub>	D <sub>u</sub>	D <sub>ℓ</sub>	V <sub>dm</sub>	L <sub>dm</sub>
00	166	4.1	5.7	* 9.5	*15.5	*140					118	6.3	7.5	* 4.5	* 8.0	104	3.5	6.0	* 5.0	* 9.3
01	164	5.5	5.0	* 8.8	*15.0	*139					118	5.9	7.6	* 6.0	*10.0	104	2.1	7.7	* 5.0	* 9.8
02	166	3.6	7.7	* 9.5	*16.5	*139			* 7.0	*12.0	118	4.0	7.0	* 6.8	*11.8	104	2.1	7.6	* 5.5	*11.0
03	164	4.0	5.7	*10.0	*16.8	*137					118	3.5	8.0			104	0.1	7.6	* 7.0	*13.8
04	164	2.0	7.0	*11.3	*18.0	135	4.6	6.6			112	6.0	9.7			90	6.6	12.0	*10.0	*17.0
05	164	2.2	6.0	*14.0	*21.0	*132					108	6.3	18.6			76	10.0	12.0		
06	164	3.7	6.1	*12.0	*17.5	*130					*105					70	12.8	8.0	* 4.5	* 6.5
07	164	0.3	7.7	*15.0	*21.5	*129					102	8.3	8.3			* 72			* 4.0	* 7.0
08	162	2.0	4.0	*13.0	*20.0	*127								*10.5	*17.5	70	11.1	6.3	* 2.0	* 4.0
09	160	4.0	5.5	*11.8	*18.8	*129								*10.0	*14.0	* 68			* 7.3	*11.0
10	164	0.0	6.9	*12.0	*19.0	*131								*10.5	*14.8	70	31.5	8.3	* 6.8	*10.3
11	164	2.0	6.0	*11.0	*17.5	*139								*12.5	*17.0	*110			*13.5	*21.0
12	168	2.9	6.0	*10.3	*16.0	*141					116	8.1	14.3	*13.3	*19.8	99	10.7	32.7	*10.0	*17.5
13	168	7.1	4.0	* 9.5	*15.0	*143					119	9.0	7.8	* 8.0	*14.0	*102				
14	172	3.3	6.6	* 8.0	*13.0	145	4.3	8.8	* 7.0	*13.5	124	7.5	11.5	* 7.0	*13.0	102	12.0	17.0	* 5.0	*10.0
15	172	3.5	7.0	* 7.5	*12.5	143	10.0	9.7	* 7.3	*12.0	124	5.5	11.5	* 6.0	*10.0	102	9.6	21.4	* 5.0	* 9.0
16	172	4.0	4.5	* 7.5	*13.0	142	9.0	14.2	* 6.0	*11.0	124	6.0	9.0	* 5.0	* 9.0	100	9.7	19.3	* 5.0	* 8.0
17	170	4.9	6.0	* 7.0	*12.0	141	10.4	9.9	* 5.5	*10.0	121	9.0	7.9	* 5.3	* 9.5	99	10.3	19.6	* 4.0	* 7.0
18	168	6.0	5.4	* 6.0	*11.0	*140					122	8.0	11.2	* 4.3	* 8.8	100	8.2	12.7	* 2.8	* 5.8
19	168	5.7	4.3	* 6.5	*11.0	141	10.3	2.6	* 6.3	*10.8	120	8.2	7.2	* 4.3	* 8.0	102	11.7	6.0	* 3.0	* 6.0
20	168	6.0	4.0	* 8.0	*13.3	141	9.9	3.9	* 5.0	* 8.5	120	11.1	5.1	* 4.5	* 7.5	104	9.5	3.5	* 4.0	* 7.0
21	168	7.3	4.0	* 8.0	*13.8	*141					120	10.0	3.3	* 5.0	* 9.5	104	9.5	1.5	* 3.8	* 7.3
22	168	4.6	7.3	* 8.5	*13.5	141	10.0	8.3	* 6.5	*10.8	118	11.5	3.5	* 4.5	* 8.5	104	7.7	4.1	* 4.0	* 8.0
23	167	5.0	6.3	* 9.0	*16.0	*140					118	9.5	10.0	* 6.3	*11.0	104	6.0	7.8	* 4.5	* 8.3

T.M.	FREQUENCY (Mc)																			
	2.5					5					10					20				
	F <sub>am</sub>	D <sub>u</sub>	D <sub>ℓ</sub>	V <sub>dm</sub>	L <sub>dm</sub>	F <sub>om</sub>	D <sub>u</sub>	D <sub>ℓ</sub>	V <sub>dm</sub>	L <sub>dm</sub>	F <sub>am</sub>	D <sub>u</sub>	D <sub>ℓ</sub>	V <sub>dm</sub>	L <sub>dm</sub>	F <sub>am</sub>	D <sub>u</sub>	D <sub>ℓ</sub>	V <sub>dm</sub>	L <sub>dm</sub>
00	68	4.0	6.2	* 5.5	* 9.0	60	5.9	2.0	* 4.8	* 8.8	40	7.7	8.9	* 5.8	* 8.5	23	4.0	0.0	* 1.5	* 3.0
01	66	6.0	4.4	* 4.3	* 7.3	61	5.0	3.0	* 4.8	* 8.5	37	10.0	2.3	* 4.0	* 6.0	23	2.0	0.0	* 1.5	* 2.5
02	66	3.9	4.1	* 3.8	* 7.5	60	5.9	2.0	* 5.5	* 9.3	37	7.9	6.0	* 3.0	* 4.5	23	3.9	0.0	* 2.0	* 3.5
03	64	6.0	2.1	* 5.5	* 9.5	60	4.1	4.0	* 6.3	*10.8	37	9.8	6.0	* 4.5	* 6.0	23	2.0	2.0	* 2.3	* 3.3
04	64	5.7	4.0	* 7.5	*13.0	60	4.1	5.7	* 9.0	*14.5	39	10.0	8.0	* 4.8	* 6.5	23	2.0	0.1	* 1.5	* 3.5
05	58	4.1	6.1	* 8.5	*13.8	58	3.9	6.2	* 7.0	*11.0	41	2.0	4.0	* 4.0	* 6.5	23	1.9	2.0	* 2.3	* 3.5
06	48	4.0	6.1			52	6.1	5.7	* 7.3	*10.5	41	6.1	2.2	* 7.0	*10.0	23	2.0	2.0	* 2.3	* 3.5
07	41	7.2	3.0	* 5.8	* 7.8	48	4.0	4.0	* 7.3	*11.0	41	4.1	2.1	* 5.5	* 7.5	23	2.0	1.7	* 2.0	* 3.5
08	40	4.0	4.0	* 3.0	* 4.0	42	6.1	2.1	* 7.3	*10.0	39	4.1	4.1	* 7.5	*10.0	23	3.9	2.0	* 2.0	* 3.0
09	40	4.0	4.0	* 2.5	* 3.5	40	9.4	4.0	* 7.8	*10.8	37	10.3	4.0	* 6.3	* 8.8	23	4.0	2.0	* 2.3	* 4.3
10	39	7.2	3.0	* 2.0	* 3.5	40	6.3	6.3	* 3.5	* 6.0	37	4.0	6.0	* 5.5	* 8.0	23	6.0	0.0	* 2.0	* 3.8
11	39	16.9	3.0	* 2.0	* 3.0	40	16.5	6.5	* 3.0	* 5.0	37	7.0	4.5	* 6.5	* 9.5	25	5.9	2.0	* 1.5	* 4.5
12	42	24.6	4.0			44	16.8	10.3	* 8.5	*10.5	41	4.1	5.7	* 5.8	* 8.5	25	7.7	2.0	* 3.3	* 4.8
13	44	19.8	6.9	* 1.5	* 4.0	50	11.6	11.9	* 8.8	*11.3	41	5.9	3.7	* 5.0	* 7.5	25	6.0	2.0	* 2.3	* 3.8
14	53	13.9	13.0			49	13.3	7.0	* 5.5	* 9.3	43	10.0	2.1	* 6.0	* 8.5	27	10.1	4.0	* 3.5	* 5.5
15	44	28.0	4.0	* 7.0	*10.0	53	11.5	7.5	* 6.0	* 9.5	47	3.9	4.0	* 4.8	* 7.8	27	6.1	3.9	* 3.5	* 5.0
16	52	14.4	10.0	* 9.0	*13.5	56	6.2	6.6	* 5.0	* 7.8	49	2.1	4.3	* 4.8	* 7.8	27	6.0	2.0	* 3.5	* 5.0
17	56	10.0	9.7	* 7.5	*10.0	60	5.7	4.1	* 4.0	* 6.8	51	4.0	5.6	* 4.3	* 7.3	27	5.9	2.0	* 3.8	* 5.5
18	60	9.7	6.1	* 4.5	* 8.5	64	4.0	4.6	* 3.8	* 6.5	51	4.1	4.0	* 5.0	* 8.0	27	4.0	4.0	* 2.0	* 3.3
19	66	6.1	4.0	* 3.8	* 6.5	66	6.0	2.6	* 3.5	* 6.0	51	6.0	4.0	* 5.0	* 8.0	25	6.0	2.0	* 1.8	* 3.5
20	69	5.2	4.9	* 4.5	* 7.5	66	6.0	4.3	* 4.0	* 7.5	49	7.9	4.0	* 4.5	* 8.0	25	4.3	2.0	* 2.5	* 3.5
21	68	6.6	4.0	* 4.5	* 8.0	66	4.0	2.5	* 4.0	* 8.0	44	10.9	3.5	* 3.0	* 5.8	25	4.0	2.0	* 1.5	* 3.5
22	68	6.1	6.0	* 4.0	* 7.8	64	4.0	4.2	* 5.3	* 8.5	42	9.7	5.0	* 5.0	* 7.5	25	4.0	2.0	* 1.0	* 3.5
23	67	5.0	5.0	* 4.0	* 7.8	62	5.9	4.0	* 5.5	* 8.8	41	5.9	6.0	* 4.5	* 7.5	23	4.3	0.0	* 2.0	* 3.0

 \* Fewer than 15 days data on power measurements and no computations made for D<sub>u</sub> and D<sub>ℓ</sub>.

† Fewer than 7 days data on voltage and logarithmic measurements.

 F<sub>am</sub> = median value of effective antenna noise in db above ktb.

 D<sub>u</sub> = ratio of upper decile to median in db.

 D<sub>ℓ</sub> = ratio of median to lower decile in db.

 V<sub>dm</sub> = median deviation of average voltage in db below mean power.

 L<sub>dm</sub> = median deviation of average logarithm in db below mean power.

# MONTH-HOUR VALUES OF RADIO NOISE

 STATION **BYRD STATION, ANT.**

 LAT. **80.0 S**

 LONG. **120.0 W**

JULY

1964

H. R.	FREQUENCY (Mc)																			
	.051					.113					.246					.545				
1	F <sub>om</sub>	D <sub>u</sub>	D <sub>l</sub>	V <sub>dm</sub>	L <sub>dm</sub>	F <sub>om</sub>	D <sub>u</sub>	D <sub>l</sub>	V <sub>dm</sub>	L <sub>dm</sub>	F <sub>om</sub>	D <sub>u</sub>	D <sub>l</sub>	V <sub>dm</sub>	L <sub>dm</sub>	F <sub>om</sub>	D <sub>u</sub>	D <sub>l</sub>	V <sub>dm</sub>	L <sub>dm</sub>
00	* 90					* 90					* 83					* 80				
01	* 92					* 92					* 83					* 80				
02	* 90					* 92					* 83					* 80				
03	* 92					* 90					* 81					* 80				
04	89	13.4	5.1			* 90					* 83					80	4.3	4.3		
05	90	4.3	4.2			* 88					* 82					* 80				
06	90	2.3	4.0			* 89					* 81					* 79				
07	* 88					* 88					* 81					* 80				
08	* 90					* 89					* 81					* 78				
09	* 90					* 90					* 79					* 80				
10	* 92					* 90					* 81					* 80				
11	* 90					* 90					* 81					* 79				
12	* 92					* 90					* 81					* 82				
13	92	4.8	4.3			* 90					* 81					* 80				
14	92	6.3	2.0			* 92					* 83					* 80				
15	92	7.4	4.0			* 92					* 82					* 81				
16	92	10.1	2.2			* 92					* 81					80	6.3	4.3		
17	93	9.2	3.2			* 90					* 82					* 83				
18	92	24.0	0.6			* 91					* 81					* 83				
19	94	12.2	6.0			* 92					* 83					* 84				
20	* 94					* 96					* 83					80	8.0	6.0		
21	* 92					* 90					* 83					* 82				
22	* 90					* 90					* 85					* 84				
23	* 90					* 90					* 83					* 80				

H. R.	FREQUENCY (Mc)																			
	2.5					5					10					20				
1	F <sub>om</sub>	D <sub>u</sub>	D <sub>l</sub>	V <sub>dm</sub>	L <sub>dm</sub>	F <sub>om</sub>	D <sub>u</sub>	D <sub>l</sub>	V <sub>dm</sub>	L <sub>dm</sub>	F <sub>om</sub>	D <sub>u</sub>	D <sub>l</sub>	V <sub>dm</sub>	L <sub>dm</sub>	F <sub>om</sub>	D <sub>u</sub>	D <sub>l</sub>	V <sub>dm</sub>	L <sub>dm</sub>
00	* 39					* 74					* 42					* 29				
01	* 36					* 76					* 39					* 33				
02	* 38					* 72					* 39					* 21				
03	* 36					* 72					* 40					* 27				
04	* 40					* 73					* 38					* 21				
05	* 38					* 75					* 38					* 22				
06	* 34					* 76					* 36					* 22				
07	* 33					* 76					* 40					* 24				
08	* 45					* 75					* 42					* 29				
09	* 43					* 76					* 44					* 35				
10	* 38					* 73					* 47					* 27				
11	* 36					* 80					* 44					* 28				
12	* 40					* 78					* 46					* 32				
13	* 42					* 78					* 44					* 35				
14	* 46					* 74					* 46					* 37				
15	* 38					* 75					* 44					* 37				
16	* 37					* 78					* 40					* 29				
17	* 36					* 76					* 40					* 37				
18	* 41					* 78					* 39					* 31				
19	* 46					* 82					* 44					* 31				
20																				
21	* 38					* 70					* 42					* 31				
22	* 36					* 76					* 41					* 29				
23	* 34					* 74					* 46					* 29				
	* 34					* 66					* 40					* 29				

 \* Fewer than 15 days data on power measurements and no computations made for D<sub>u</sub> and D<sub>l</sub>.

\*\* Fewer than 7 days data on voltage and logarithmic measurements.

 F<sub>om</sub> = median value of effective antenna noise in db above ktb.

 D<sub>u</sub> = ratio of upper decile to median in db.

 D<sub>l</sub> = ratio of median to lower decile in db.

 V<sub>dm</sub> = median deviation of average voltage in db below mean power.

 L<sub>dm</sub> = median deviation of average logarithm in db below mean power.

# MONTH-HOUR VALUES OF RADIO NOISE

STATION 8YRD STATIDN, ANT.

LAT. 80.0 S

LONG. 120.0 W

AUGUST 1964

H R. L S T.	FREQUENCY (Mc)																			
	.051					.113					.246					.545				
	F <sub>am</sub>	D <sub>u</sub>	D <sub>l</sub>	V <sub>dm</sub>	L <sub>dm</sub>	F <sub>am</sub>	D <sub>u</sub>	D <sub>l</sub>	V <sub>dm</sub>	L <sub>dm</sub>	F <sub>am</sub>	D <sub>u</sub>	D <sub>l</sub>	V <sub>dm</sub>	L <sub>dm</sub>	F <sub>am</sub>	D <sub>u</sub>	D <sub>l</sub>	V <sub>dm</sub>	L <sub>dm</sub>
00	*101					* 93					* 88					* 75				
01	*100					* 93					* 88					* 75				
02	*104					* 93					* 86					* 75				
03	*104					* 96					* 89					* 73				
04	*103					* 96					* 88					* 77				
05	*102					* 92					* 92					* 79				
06	*106					* 92					* 92					* 75				
07	*106					* 95					* 92					* 73				
08	*104					* 93					* 93					* 75				
09	*104					* 95					* 90					* 75				
10	*108					* 93					*106					* 75				
11	*104					* 94					*106					* 79				
12	*104					* 95					* 94					* 77				
13	*104					* 95					*100					* 73				
14	*106					* 94					* 88					* 79				
15	*104					*119					* 97					* 75				
16	*109					* 96					* 94					* 75				
17	*102					* 95					* 94					* 76				
18	*104					* 95					* 92					* 75				
19	*104					* 94					* 94					* 78				
20	*104					* 95					* 92					* 75				
21	*104					* 92					* 92					* 75				
22	*101					* 92					* 96					* 75				
23	*102					* 91					* 89					* 76				

H R. L S T.	FREQUENCY (Mc)																			
	2.5					5					10					20				
	F <sub>am</sub>	D <sub>u</sub>	D <sub>l</sub>	V <sub>dm</sub>	L <sub>dm</sub>	F <sub>am</sub>	D <sub>u</sub>	D <sub>l</sub>	V <sub>dm</sub>	L <sub>dm</sub>	F <sub>am</sub>	D <sub>u</sub>	D <sub>l</sub>	V <sub>dm</sub>	L <sub>dm</sub>	F <sub>am</sub>	D <sub>u</sub>	D <sub>l</sub>	V <sub>dm</sub>	L <sub>dm</sub>
00	44	12.0	6.5			* 49					* 33					* 21				
01	47	11.3	10.1			* 46					* 31					* 23				
02	* 45					* 48					* 32					* 24				
03	45	14.5	10.5			* 47					* 33					* 22				
04	52	4.6	14.1			49	10.3	12.8			* 33					* 19				
05	51	12.8	10.4			47	10.3	18.0			31	6.6	2.3			* 19				
06	* 48					* 49					* 35					19	5.1	6.6		
07	* 49					49	10.2	13.7			* 31					22	6.0	6.7		
08	49	15.9	8.1			* 51					* 34					22	3.9	6.1		
09	50	20.7	12.8			51	12.0	16.6			* 33					* 21				
10	49	28.1	11.1			* 49					* 33					20	11.0	4.0		
11	46	14.8	7.8			* 49					33	6.8	8.6			* 21				
12	* 54					* 49					* 35					* 20				
13	* 48					* 51					* 31					22	2.6	7.0		
14	* 47					* 51					* 33					* 20				
15	48	8.3	8.4			* 49					* 33					* 20				
16	48	13.7	11.3			* 51					* 32					20	4.0	2.1		
17	45	9.3	7.0			* 51					* 32					* 20				
18	* 47					* 49					* 33					* 21				
19	* 47					* 47					* 31					20	8.3	5.3		
20	* 50					* 49					* 32					20	5.7	6.0		
21	50	8.7	7.4			47	10.3	9.9			* 31					* 21				
22	43	14.1	6.5			* 45					31	7.4	4.0			* 24				
23	50	6.0	11.3			* 51					* 31					19	11.2	4.4		

 \* Fewer than 15 days data on power measurements and no computations made for D<sub>u</sub> and D<sub>l</sub>.

\* Fewer than 7 days data on voltage and logarithmic measurements.

 F<sub>am</sub> = median value of effective antenna noise in db above ktb.

 D<sub>u</sub> = ratio of upper decile to median in db.

 D<sub>l</sub> = ratio of median to lower decile in db.

 V<sub>dm</sub> = median deviation of average voltage in db below mean power.

 L<sub>dm</sub> = median deviation of average logarithm in db below mean power.

# MONTH-HOUR VALUES OF RADIO NOISE

STATION COOK, AUSTRALIA

LAT. 30.6 S

LONG. 130.4 E

JUNE

1964

M. H.	FREQUENCY (Mc)																			
	.013					.051					.160					.495				
	F <sub>am</sub>	D <sub>u</sub>	D <sub>l</sub>	V <sub>dm</sub>	L <sub>dm</sub>	F <sub>am</sub>	D <sub>u</sub>	D <sub>l</sub>	V <sub>dm</sub>	L <sub>dm</sub>	F <sub>am</sub>	D <sub>u</sub>	D <sub>l</sub>	V <sub>dm</sub>	L <sub>dm</sub>	F <sub>am</sub>	D <sub>u</sub>	D <sub>l</sub>	V <sub>dm</sub>	L <sub>dm</sub>
00	157	3.0	3.0	8.3	12.0	129	6.0	3.3	8.5	14.0	105	8.0	3.3	7.3	12.5	87	8.6	3.3	6.0	10.5
01	157	3.0	3.0	7.8	12.0	129	6.0	2.0	8.0	13.0	105	7.3	3.3	6.5	12.0	88	7.0	5.0	7.0	12.0
02	157	3.0	2.3	8.0	12.0	131	4.0	4.0	9.5	14.0	105	7.3	3.3	7.5	12.5	89	6.0	6.0	6.5	11.5
03	157	2.3	2.3	8.0	12.0	131	3.3	3.3	9.0	14.0	105	6.0	2.0	8.8	13.8	87	6.0	5.3	7.0	11.8
04	158	2.0	3.3	8.3	13.0	131	3.3	3.3	8.5	13.0	105	6.0	4.0	8.0	14.0	87	4.0	6.0	8.0	13.5
05	156	4.0	2.0	9.0	13.8	131	2.0	4.0	9.8	14.8	103	7.3	4.0	8.0	13.8	85	5.3	6.0	9.5	15.3
06	156	2.0	2.0	8.5	14.0	129	3.3	2.0	9.0	13.5	102	5.0	5.0	9.0	15.0	81	6.6	10.0	10.3	19.0
07	156	2.0	2.0	8.3	13.0	123	4.0	4.0	8.3	13.3	85	10.4	13.0	*14.0	*21.0	47	13.5	8.0	*11.8	*16.3
08	154	2.0	2.0	9.3	14.3	119	4.0	6.0	11.5	17.5	73	16.0	12.0	11.8	15.3	44	18.3	5.0	*10.5	*13.5
09	152	4.0	2.0	9.8	15.0	115	8.0	8.0	*12.0	*17.3	72	26.4	10.0	*12.3	*18.3	45	29.9	6.2	*14.8	*20.3
10	154	2.0	4.0	11.5	16.5	115	6.4	6.0	13.5	21.0	77	16.3	12.0	*11.0	*16.5	45	21.9	6.0	*7.0	*9.0
11	153	3.0	2.9	11.3	17.0	115	6.2	6.1	14.8	22.8	75	14.4	10.4	*14.0	*21.5	46	16.7	7.0	*4.0	*5.5
12	152	4.0	2.0	13.3	20.0	116	4.7	4.6	14.0	21.0	77	13.9	13.5	15.0	24.8	48	21.6	8.3	*10.5	*14.5
13	154	2.0	4.0	12.5	19.5	117	6.0	5.5	13.8	20.3	79	15.1	13.1	*15.5	*21.8	54			*7.5	*8.5
14	*153			*12.5	*19.0	*119			*12.5	*19.0	79	16.0	12.4	*14.3	*24.0	48	24.7	7.1	*10.5	*17.0
15	154	2.1	2.0	12.5	18.0	117	7.5	4.0	12.5	19.3	81	16.0	14.4	17.5	25.5	49	23.3	9.3	11.5	14.5
16	154	2.0	2.0	11.0	16.8	119	8.0	8.0	12.8	19.5	89	15.0	16.0	11.0	19.5	57	21.3	13.6	*9.3	*16.3
17	154	2.0	3.5	10.0	15.5	121	6.0	9.6	12.0	18.8	97	9.5	13.5	12.0	21.5	75	13.5	10.0	*10.5	*19.0
18	154	4.0	3.3	10.5	15.8	127	6.0	11.3	12.8	19.3	99	10.0	9.3	13.0	22.0	83	10.6	10.0	11.5	19.5
19	156	3.3	3.3	9.0	14.0	129	6.0	8.0	11.5	18.0	103	9.3	7.3	11.3	19.0	85	9.5	6.0	9.3	17.3
20	156	2.0	2.0	9.5	14.5	129	6.0	8.0	11.5	18.0	105	7.5	8.0	9.5	16.0	89	6.0	8.0	6.5	12.5
21	156	3.3	2.0	9.0	14.0	129	6.0	5.3	10.0	15.0	105	9.3	6.0	8.0	14.0	89	6.0	7.5	7.5	13.8
22	156	3.3	2.0	8.5	12.5	129	6.0	4.0	9.3	15.3	105	9.3	6.0	7.5	13.0	89	8.6	6.0	9.0	14.5
23	157	3.0	3.0	8.8	13.5	131	4.0	6.0	10.3	15.3	105	8.6	4.0	7.5	12.5	89	7.3	6.0	6.5	11.5

M. H.	FREQUENCY (Mc)																			
	2.5					5					10					20				
	F <sub>am</sub>	D <sub>u</sub>	D <sub>l</sub>	V <sub>dm</sub>	L <sub>dm</sub>	F <sub>am</sub>	D <sub>u</sub>	D <sub>l</sub>	V <sub>dm</sub>	L <sub>dm</sub>	F <sub>am</sub>	D <sub>u</sub>	D <sub>l</sub>	V <sub>dm</sub>	L <sub>dm</sub>	F <sub>am</sub>	D <sub>u</sub>	D <sub>l</sub>	V <sub>dm</sub>	L <sub>dm</sub>
00	62	7.0	6.3	5.0	10.0	53	6.0	3.5	*4.8	*8.0	37	6.0	4.0	4.0	6.5	23	0.0	2.0		
01	59	9.3	3.3	6.0	10.0	53	7.3	4.0	5.0	8.5	37	8.6	4.0	*4.0	*6.0	23	0.0	2.0		
02	61	6.0	4.0	5.8	9.3	52	7.0	3.0	5.5	8.5	37	9.0	4.0	3.0	4.5	23	0.0	2.0		
03	59	7.3	4.0	5.5	9.5	51	8.0	2.0	5.0	9.0	35	7.3	2.0	*3.5	*5.0	23	0.0	2.0		
04	59	8.0	5.3	5.5	9.5	51	6.0	4.0	5.8	9.0	33	8.0	2.0	*3.3	*5.3	23	0.0	0.0		
05	57	8.0	5.3	6.0	10.0	51	6.0	5.3	5.0	8.0	33	7.3	2.0	*3.0	*4.5	23	0.0	2.0		
06	57	8.0	7.3	6.0	10.3	51	6.0	6.0	5.0	7.8	33	10.0	2.0	*4.3	*6.8	21	2.0	0.0		
07	54	9.0	10.3	*7.5	*13.0	49	5.3	6.0	5.5	8.5	35	8.6	4.0	3.5	5.0	21	0.0	0.0		
08	31	10.0	6.0	*8.0	*11.3	39	7.3	8.0	*5.5	*8.0	33	10.6	2.0	4.5	7.0	21	0.0	0.0	*2.5	*4.0
09	26	8.6	7.0	*8.0	*12.5	27	17.2	7.6	*8.5	*12.5	32	13.0	4.9	*4.8	*6.8	21	0.2	0.0	*2.5	*4.5
10	25	10.3	6.0	*9.0	*12.5	27	10.3	10.0	*11.0	*18.0	29	4.8	2.0	4.0	5.5	21	0.2	0.0	*4.0	*6.0
11	23	10.0	4.0	*8.0	*11.5	23	12.0	6.7	*10.5	*16.0	29	6.0	3.6	*4.5	*6.5	21	2.0	0.0	*3.0	*4.5
12	19	12.0	0.0	*7.5	*12.0	23	12.1	7.6	8.5	12.5	29	9.3	3.3	3.8	5.8	21	1.3	0.0	*2.8	*4.0
13	23	11.5	4.0	6.0	9.0	27	8.5	8.4	*5.0	*12.5	31	7.1	4.0	*3.3	*4.8	21	2.0	0.0		
14	*29					*29			*8.3	*12.5	33	7.1	5.1	*4.3	*5.8	21	2.0	0.0	*2.8	*5.3
15	31	6.2	10.1	*6.5	*12.0	33	11.6	11.6	*11.3	*17.8	39	6.0	7.3	5.0	7.5	21	2.0	0.0	*2.5	*4.3
16	37	7.3	14.0	*7.8	*13.8	39	8.0	10.0	8.0	14.0	41	6.0	6.0	5.0	8.3	21	2.1	0.0	*2.5	*4.0
17	45	7.7	11.6	*7.5	*12.5	47	7.5	8.0	7.0	12.0	41	6.0	4.0	4.5	7.0	21	2.0	0.0	*2.5	*3.5
18	54	8.3	8.3	7.3	13.0	51	6.0	8.0	6.8	11.0	39	8.0	6.0	4.0	6.5	21	2.0	0.0		
19	59	7.5	10.0	6.5	11.5	51	7.3	6.0	6.0	10.3	39	9.3	4.0	5.0	8.5	23	0.0	2.0		
20	61	6.0	9.3	*6.0	*9.8	53	6.6	6.0	6.0	10.0	39	7.0	4.0	4.0	6.0	23	0.0	2.0		
21	61	7.8	8.0	7.0	11.5	53	7.3	5.3	5.5	9.5	39	7.3	4.0	3.3	5.5	23	0.0	2.0		
22	61	10.4	6.0	5.0	9.0	53	6.6	3.3	5.5	9.8	39	7.0	4.0	*2.5	*5.0	23	0.0	2.0		
23	61	8.0	5.5	5.0	9.3	53	8.6	4.0	5.3	9.5	37	9.3	2.0	3.5	5.5	23	0.0	2.0	*2.5	*3.5

\* Fewer than 15 days data on power measurements and no computations made for D<sub>u</sub> and D<sub>l</sub>.

\*\* Fewer than 7 days data on a voltage and logarithmic measurements.

F<sub>am</sub> = median value of effective antenna noise in db above ktb.

D<sub>u</sub> = ratio of upper decile to median in db.

D<sub>l</sub> = ratio at median to lower decile in db.

V<sub>dm</sub> = median deviation of average voltage in db below mean power.

L<sub>dm</sub> = median deviation of average logarithm in db below mean power.

# MONTH-HOUR VALUES OF RADIO NOISE

STATION COOK, AUSTRALIA

LAT. 30.6 S

LONG. 130.4 E

JULY

1964

TIME	FREQUENCY (Mc)																			
	.013					.051					.160					.495				
	F <sub>am</sub>	D <sub>u</sub>	D <sub>l</sub>	V <sub>dm</sub>	L <sub>dm</sub>	F <sub>am</sub>	D <sub>u</sub>	D <sub>l</sub>	V <sub>dm</sub>	L <sub>dm</sub>	F <sub>am</sub>	D <sub>u</sub>	D <sub>l</sub>	V <sub>dm</sub>	L <sub>dm</sub>	F <sub>am</sub>	D <sub>u</sub>	D <sub>l</sub>	V <sub>dm</sub>	L <sub>dm</sub>
00	156	3.1	2.0	10.0	14.5	128	6.0	3.1	11.8	17.0	105	6.0	4.0	9.0	15.8	87	7.3	5.3	8.8	16.5
01	156	3.1	2.0	11.0	15.5	128	5.3	2.0	10.8	15.5	105	7.1	4.0	9.0	15.8	87	6.0	5.1	10.5	19.5
02	156	2.0	2.0	10.0	15.0	129	3.0	4.3	11.3	18.3	105	5.1	4.0	10.8	16.5	87	4.0	6.0	10.0	17.0
03	156	2.0	2.0	9.8	14.8	128	4.0	3.1	10.8	17.0	105	4.0	4.0	10.0	17.8	85	6.0	4.0	10.5	18.5
04	156	2.0	2.0	10.0	15.0	128	4.0	4.0	10.8	16.0	103	4.0	4.0	8.8	14.3	85	5.1	4.0	11.5	18.5
05	154	4.0	0.0	10.5	16.0	126	8.0	2.0	10.5	16.0	103	4.0	6.0	7.5	14.0	83	6.0	5.1	10.3	17.8
06	154	4.0	1.1	9.3	14.3	126	5.1	4.0	9.0	15.0	99	5.1	5.1	9.5	16.0	77	9.1	7.1	*11.0	*17.0
07	154	2.0	2.0	9.5	15.5	120	4.2	3.1	12.0	17.5	78	14.3	6.3	*19.3	*26.5	43	22.6	4.0	*4.0	*5.0
08	150	4.0	1.1	9.5	14.5	114	7.1	4.0	13.0	19.0	71	12.6	12.0	*16.0	*20.5	41	15.3	2.0	*12.3	*16.3
09	150	4.0	2.0	11.0	16.5	112	7.5	4.0	14.5	20.3	68	19.2	7.1	*19.3	*27.0	43	12.4	4.0	*3.0	*4.0
10	152	2.0	4.0	12.8	18.8	114	2.3	8.1	15.3	23.5	67	16.3	6.0	*12.5	*15.5	43	12.7	4.0	*3.0	*4.5
11	150	4.0	2.0	13.5	20.5	113	6.9	6.9	17.0	25.5	69	11.9	8.1	*11.8	*10.5	44	10.6	5.0	*6.5	*9.0
12	152	2.0	4.0	14.8	21.8	114	3.3	4.0	16.0	23.0	69	14.2	8.0	*16.0	*24.0	43	19.0	3.5	*11.0	*9.0
13	152	2.0	4.0	13.0	20.5	114	6.6	4.0	14.3	21.3	68	15.1	7.0	*16.8	*25.5	45	12.1	6.0	*3.0	*5.0
14	*152			*12.0	*18.5	*113			*13.0	*18.8	69	25.8	6.6	*18.0	*27.0	43	16.5	2.5	*15.0	0.0
15	152	4.0	2.0	9.3	15.0	114	11.7	4.0	12.0	18.8	73	22.2	12.1	*9.8	*14.3	46	27.1	6.6	*11.3	*16.8
16	152	4.0	2.0	8.5	13.5	114	12.0	6.0	14.0	20.0	79	25.0	12.4	11.0	19.3	53	24.9	10.0	*4.0	*5.5
17	154	2.0	4.0	7.5	12.0	116	11.0	7.5	15.5	22.0	91	14.6	12.6	*13.5	*23.0	71	15.3	12.0	*10.3	*18.5
18	153	3.0	4.3	10.0	14.0	120	7.3	6.0	14.8	22.0	97	9.8	7.3	13.5	22.8	77	16.0	7.0	13.5	21.0
19	154	4.0	3.3	8.8	13.0	124	7.6	6.1	13.0	20.0	99	9.3	6.0	11.5	20.0	82	12.8	5.0	10.5	20.0
20	156	2.0	3.1	9.0	13.5	126	5.1	5.1	*11.5	*17.0	101	10.0	4.0	10.5	16.8	84	11.0	5.0	11.0	18.5
21	156	2.0	4.0	10.5	16.0	128	5.1	5.1	11.8	18.8	105	7.1	7.1	10.0	17.0	85	12.0	4.0	10.3	16.8
22	156	4.0	4.0	11.0	16.0	128	6.2	4.0	12.0	18.3	105	9.1	4.0	9.5	16.5	87	11.1	5.1	9.5	15.0
23	156	2.0	4.0	10.5	15.0	128	6.0	2.0	12.3	18.5	105	8.0	5.1	10.5	17.8	87	10.0	5.1	9.8	17.8

TIME	FREQUENCY (Mc)																			
	2.5					5					10					20				
	F <sub>am</sub>	D <sub>u</sub>	D <sub>l</sub>	V <sub>dm</sub>	L <sub>dm</sub>	F <sub>am</sub>	D <sub>u</sub>	D <sub>l</sub>	V <sub>dm</sub>	L <sub>dm</sub>	F <sub>am</sub>	D <sub>u</sub>	D <sub>l</sub>	V <sub>dm</sub>	L <sub>dm</sub>	F <sub>am</sub>	D <sub>u</sub>	D <sub>l</sub>	V <sub>dm</sub>	L <sub>dm</sub>
00	60	7.0	7.0	5.5	11.0	53	6.0	9.8	6.0	10.5	36	11.1	4.0	*4.0	*6.3	22	0.0	0.0		
01	60	6.3	7.0	5.8	10.3	51	8.0	4.0	5.3	8.8	36	18.4	4.0	*2.5	*4.5	22	0.0	0.0		
02	59	7.3	4.0	6.0	10.0	52	7.0	5.0	6.5	11.5	36	19.5	5.5	*3.0	*5.0	22	0.0	0.0		
03	59	6.0	6.0	5.8	9.8	51	6.0	6.0	5.5	11.0	34	16.4	2.0	3.5	5.0	22	0.0	0.0		
04	59	5.3	6.0	6.0	11.0	50	7.0	5.0	6.0	9.5	32	10.0	2.0	*3.5	*5.5	22	0.0	2.0	*2.5	*3.0
05	57	7.3	6.0	6.5	10.5	49	6.0	4.0	6.0	10.0	30	6.0	0.0	*4.5	*6.5	20	2.0	0.0		
06	55	8.0	6.0	*6.5	*11.3	47	6.0	4.0	5.0	8.0	32	2.4	2.0	*3.3	*5.0	20	0.0	0.0		
07	51	6.6	6.0	*7.5	*13.0	45	6.0	4.0	5.5	9.0	32	9.5	2.0	3.3	6.5	20	0.0	0.0		
08	28	13.1	5.0	*7.5	*13.5	34	6.3	7.6	7.5	11.3	32	6.0	2.0	4.0	7.8	20				
09	25	14.2	4.0	*8.0	*11.0	25	12.4	5.5	*5.8	*7.5	30	11.8	2.0	3.5	5.5	20	0.0	0.0		
10	25	11.5	4.0	*6.0	*8.5	22	13.1	6.9	*6.0	*9.0	28	11.9	2.0	4.5	6.0	20	0.0	0.0		
11	23	12.7	2.0	*5.0	*9.0	19	12.5	2.0	*7.5	*13.0	28	12.6	3.7	3.0	5.0	20	0.0	0.0		
12	25	6.0	4.0	*5.0	*7.5	20	13.4	5.0	*3.3	*5.3	28	11.8	2.1	3.8	6.0	20				
13	25	8.0	4.0	*5.5	*8.5	19	12.0	4.0	*5.0	*7.0	30	12.8	4.0	*3.0	*4.5	20	2.0	0.2		
14	*29					*25					32	12.6	4.0	*3.0	*5.5	20	2.0	0.0	*2.5	*3.5
15	24	18.3	3.0	*7.5	*13.0	25	21.8	4.0	*11.5	*17.3	38	7.5	4.1	4.3	6.8	20	2.0	0.0		
16	31	13.7	8.0	*8.0	*13.0	35	13.6	5.8	5.0	9.0	40	13.9	4.0	4.5	8.3	22	0.0	2.0	*2.5	*3.3
17	41	15.0	10.0	*9.0	*17.0	45	6.2	8.1	6.8	10.8	40	14.8	2.1	5.0	8.8	22	0.0	1.3		
18	50	15.5	8.0	7.5	13.8	49	7.3	9.3	6.5	11.0	38	6.2	3.6	3.5	5.5	22	0.0	1.3		
19	55	11.0	7.5	7.0	13.0	49	7.3	4.0	5.8	9.5	37	14.3	3.0	2.8	4.8	22	0.0	0.0		
20	57	10.2	6.0	8.0	13.0	51	4.0	5.3	6.5	11.0	36	5.1	3.1	3.5	6.0	22	0.0	2.0		
21	57	11.0	4.0	6.0	10.0	51	6.0	4.0	5.5	9.3	37	7.6	3.0	3.5	6.5	22	0.0	2.0		
22	57	12.2	3.1	5.8	10.8	53	4.0	5.1	7.0	12.0	36	9.1	2.0	*3.3	*5.3	22	0.0	2.0		
23	60	8.3	5.0	5.5	10.0	53	4.0	4.0	5.0	8.3	36	6.9	3.7	4.0	6.0	22	0.0	0.0		

\* Fewer than 15 days data on power measurements and no computations made for D<sub>u</sub> and D<sub>l</sub>.

\* Fewer than 7 days data on voltage and logarithmic measurements.

F<sub>am</sub> = median value of effective antenna noise in db above ktb.

D<sub>u</sub> = ratio of upper decile to median in db.

D<sub>l</sub> = ratio of median to lower decile in db.

V<sub>dm</sub> = median deviation of average voltage in db below mean power.

L<sub>dm</sub> = median deviation of average logarithm in db below mean power.

# MONTH-HOUR VALUES OF RADIO NOISE

STATION CODE, AUSTRALIA

LAT. 30.6 S

LONG. 138.4 E

AUGUST

1964

H R	FREQUENCY (Mc)																			
	.017					.051					.160					.495				
	F <sub>am</sub>	D <sub>u</sub>	D <sub>l</sub>	V <sub>dm</sub>	L <sub>dm</sub>	F <sub>am</sub>	D <sub>u</sub>	D <sub>l</sub>	V <sub>dm</sub>	L <sub>dm</sub>	F <sub>am</sub>	D <sub>u</sub>	D <sub>l</sub>	V <sub>dm</sub>	L <sub>dm</sub>	F <sub>am</sub>	D <sub>u</sub>	D <sub>l</sub>	V <sub>dm</sub>	L <sub>dm</sub>
00	154	2.0	2.0	8.0	12.0	125	6.0	4.0	9.0	14.5	104	6.6	6.0	7.0	12.5	84	6.0	4.0	6.0	11.5
01	154	2.0	2.0	7.5	12.0	126	4.3	3.0	7.8	12.5	104	7.3	5.6	7.5	12.3	84	6.0	5.3	6.0	10.5
02	154	2.0	2.0	8.3	12.5	126	5.0	3.0	7.8	12.5	104	5.3	5.6	6.5	11.0	84	6.0	6.0	5.5	10.3
03	154	2.0	2.0	8.0	12.3	127	4.0	4.0	7.8	12.0	104	4.0	5.6	6.3	11.0	86	2.0	6.0	5.0	8.8
04	154	2.0	1.6	8.3	12.8	127	4.0	3.3	7.5	12.0	103	4.3	5.0	6.0	10.5	84	4.0	6.0	6.3	10.5
05	154	3.3	2.0	8.0	12.8	126	5.0	3.0	8.3	12.9	100	6.0	2.6	7.0	11.5	82	6.0	5.5	5.5	9.5
06	154	2.0	2.0	8.0	13.3	125	4.0	4.0	9.0	14.5	96	4.0	4.6	7.5	13.0	68	9.0	7.5	6.0	10.0
07	152	2.0	2.0	8.5	13.0	117	3.3	4.0	8.5	13.5	70	20.8	2.0	9.0	13.0	40	17.3	2.0	4.0	8.5
08	150	2.0	2.0	8.5	14.0	111	6.6	4.0	8.0	12.5	64	12.0	7.3	15.0	19.5	40	13.3	2.0	3.0	4.5
09	150	4.0	2.0	9.8	15.0	109	5.7	5.6	10.5	16.0	63	10.4	5.0	10.5	14.0	40	13.2	1.7	5.5	7.0
10	150	3.7	2.0	11.0	17.3	111	5.7	5.7	10.5	17.5	62	10.8	6.3	8.3	11.3	40	9.4	2.0	4.0	4.5
11	150	4.0	2.3	11.3	17.3	111	10.3	4.3	11.5	18.5	62	14.8	6.0	10.5	15.3	42	12.6	4.0	3.3	4.8
12	150	4.1	2.0	11.3	17.5	112	9.2	4.9	12.5	19.5	62	16.7	4.1	4.5	6.5	42	16.7	4.0	2.5	3.5
13	150	4.3	2.0	11.5	18.5	113	9.7	5.6	10.5	18.0	64	27.4	6.0	6.0	9.0	44	11.3	6.0	3.8	6.0
14	150	4.0	2.0	10.0	16.5	115	10.0	4.0	10.5	18.0	68	30.0	10.0	9.0	14.3	44	14.0	6.0	4.0	5.8
15	152	3.4	2.0	9.5	15.0	113	13.0	4.1	8.8	14.8	68	23.1	8.0	5.5	8.0	40	18.2	2.0	3.5	5.3
16	152	5.5	2.0	8.8	14.3	111	16.0	5.3	8.3	13.5	71	25.4	7.1	9.8	15.8	46	17.5	6.0	5.5	7.5
17	152	2.0	2.0	8.0	12.5	111	13.1	7.3	9.5	14.5	84	13.8	11.7	8.0	17.5	62	17.5	8.0	8.5	14.0
18	150	4.0	2.0	9.0	13.0	113	10.0	4.0	12.8	18.0	86	12.0	5.5	15.0	22.5	72	13.8	6.1	10.0	16.5
19	152	4.0	2.0	7.8	12.8	118	11.0	4.3	11.5	18.0	92	13.3	5.3	12.5	20.3	78	14.6	7.3	6.8	12.8
20	154	2.0	2.0	8.0	13.0	121	9.3	4.0	10.0	15.5	97	12.3	6.3	7.5	11.5	81	10.3	7.0	5.5	10.5
21	154	2.0	2.0	8.0	12.8	123	8.0	4.0	10.5	16.5	100	10.6	6.0	10.5	15.0	82	9.8	6.0	5.5	10.0
22	154	2.0	2.0	8.0	12.5	124	7.0	4.3	9.5	15.0	102	7.8	7.3	7.3	13.8	84	7.8	6.0	5.8	11.0
23	154	2.0	2.0	7.3	12.0	125	6.0	4.0	9.0	13.5	102	8.6	6.0	9.0	14.5	84	7.3	4.0	7.5	12.0

H R	FREQUENCY (Mc)																			
	2.5					5					10					20				
	F <sub>am</sub>	D <sub>u</sub>	D <sub>l</sub>	V <sub>dm</sub>	L <sub>dm</sub>	F <sub>am</sub>	D <sub>u</sub>	D <sub>l</sub>	V <sub>dm</sub>	L <sub>dm</sub>	F <sub>am</sub>	D <sub>u</sub>	D <sub>l</sub>	V <sub>dm</sub>	L <sub>dm</sub>	F <sub>am</sub>	D <sub>u</sub>	D <sub>l</sub>	V <sub>dm</sub>	L <sub>dm</sub>
00	56	8.8	3.0	5.5	9.5	53	4.0	4.0	5.5	8.8	38	10.6	5.3	4.0	6.0	23	0.0	0.0		
01	57	5.5	3.5	5.0	8.8	51	6.0	2.0	6.0	9.5	36	9.5	4.0	3.5	5.5	23	0.0	0.0		
02	57	5.5	4.0	4.5	8.5	51	6.0	2.0	5.8	9.3	35	6.7	2.6	3.5	5.5	23	0.0	2.0	2.5	3.5
03	57	3.5	4.0	6.0	10.5	51	4.0	5.3	5.3	8.3	34	15.3	2.0	4.3	6.0	21	2.0	0.0	2.5	4.0
04	57	2.0	4.0	4.8	8.5	51	3.5	5.5	5.8	8.3	32	6.0	2.0	3.0	4.0	21	1.6	0.0		
05	55	6.0	4.0	4.5	8.0	49	3.3	4.0	5.3	8.5	30	5.3	2.0	3.5	4.8	21	0.0	0.0	2.5	4.5
06	55	5.5	5.5	4.8	8.3	47	4.0	3.5	4.5	7.0	32	6.0	2.0	3.5	5.3	21	0.0	0.0		
07	43	8.6	4.0	3.5	7.0	45	3.3	6.0	4.0	7.5	34	3.3	4.0	2.5	4.5	21	0.0	0.0		
08	25	9.0	2.0	5.8	8.8	31	4.0	4.0	4.0	6.5	30	7.5	1.5	3.3	5.0	21	0.6	0.0		
09	21	6.0	2.0	7.5	10.0	23	7.7	2.1	6.5	10.5	27	5.4	1.0	4.0	5.5	21	0.0	0.0	3.0	4.5
10	21	4.4	2.0	4.5	7.0	21	7.5	2.2	6.3	10.5	26	7.1	2.0	2.5	4.0	21	2.0	0.0		
11	21	8.0	2.0	5.5	7.8	21	22.0	2.3	6.0	8.5	26	12.3	2.0	4.0	5.5	21	0.0	0.0	2.8	4.3
12	21	14.0	2.0	6.0	9.0	21	17.0	8.0	7.5	11.5	26	5.1	2.0	4.5	6.0	21	2.0	0.0		
13	19	6.0	0.0	4.5	8.0	19	19.7	4.0	8.5	13.5	26	15.4	0.0	5.5	7.5	21	2.1	0.1	4.5	6.0
14	* 23			9.3	14.3	* 31			11.3	20.5	* 32			5.5	7.5	21	2.0	0.0		
15	* 23	14.9	4.0	9.0	11.5	25	21.0	4.1	8.0	13.3	35	9.0	3.0	4.5	7.0	23	0.0	2.0		
16	25	27.2	4.0	8.5	12.5	33	17.8	6.0	7.0	12.0	40	7.5	4.0	5.0	7.5	23	1.5	1.5	2.5	2.5
17	37	17.0	6.1	8.0	14.0	43	9.0	2.0	5.5	8.0	40	6.0	4.0	5.5	8.0	23	0.0	0.0	2.5	3.0
18	47	11.5	7.5	8.0	14.0	47	10.0	4.0	8.0	13.0	38	5.3	1.3	3.3	5.8	23	0.0	2.0	3.0	5.5
19	50	9.0	5.0	5.8	9.8	49	9.3	3.3	6.0	9.5	40	4.0	4.0	3.5	5.5	23	0.0	1.5		
20	53	8.6	4.0	5.0	8.5	51	8.0	4.0	4.5	7.3	40	2.0	4.0	4.0	6.0	23	0.0	2.0	3.0	5.0
21	55	8.6	5.3	6.0	10.5	51	6.0	4.0	4.8	8.3	40	9.0	4.0	3.5	5.8	23	0.0	2.0		
22	55	9.3	4.0	5.0	9.5	53	4.0	4.0	6.0	8.5	40	13.9	4.0	4.5	7.0	23	0.0	0.0		
23	57	9.0	4.0	5.5	10.0	51	6.0	2.0	5.0	9.0	38	9.8	4.0	5.0	8.3	23	0.0	0.0		

 \* Fewer than 15 days data on power measurements and no computations made for D<sub>u</sub> and D<sub>l</sub>.

\* Fewer than 7 days data on voltage and logarithmic measurements.

 F<sub>am</sub> = median value of effective antenna noise in db above ktb.

 D<sub>u</sub> = ratio of upper decile to median in db.

 D<sub>l</sub> = ratio of median to lower decile in db.

 V<sub>dm</sub> = median deviation of average voltage in db below mean power.

 L<sub>dm</sub> = median deviation of average logarithm in db below mean power.

# MONTH-HOUR VALUES OF RADIO NOISE

STATION USNS ELTANIN

LAT. 65.0 S

LONG. 135.0 W

JUNE

1964

M.O.R.	FREQUENCY (Mc)																			
	.013					.051					.160					.495				
	F <sub>am</sub>	D <sub>u</sub>	D <sub>l</sub>	V <sub>dm</sub>	L <sub>dm</sub>	F <sub>am</sub>	D <sub>u</sub>	D <sub>l</sub>	V <sub>dm</sub>	L <sub>dm</sub>	F <sub>am</sub>	D <sub>u</sub>	D <sub>l</sub>	V <sub>dm</sub>	L <sub>dm</sub>	F <sub>am</sub>	D <sub>u</sub>	D <sub>l</sub>	V <sub>dm</sub>	L <sub>dm</sub>
00	*154					*120					*90					*73				
01	*153					*119					*88					*72				
02	*154					*118					*91					*76				
03	*154					*117					*88					*66				
04	*154					*117					*92					*66				
05	*155					*120					*84					*63				
06	*156					*117					*88					*61				
07	*155					*116					*85									
08	*156					*114					*79					*45				
09	*153					*107					*68									
10	*149					*104					*68					*46				
11	*149					*101					*66					*44				
12	*151					*101					*69					*46				
13	*149					*100					*72					*46				
14	*147					*97					*74					*48				
15	*147					*101					*76					*54				
16	*149					*107					*78					*56				
17	*149					*109					*78					*63				
18	*149					*113					*83					*68				
19	*151					*114					*82					*70				
20	*152					*117					*84					*74				
21	*153					*117					*90					*74				
22	*153					*119					*92					*79				
23	*153					*121					*88					*78				

M.O.R.	FREQUENCY (Mc)																			
	2.5				5				10				20							
	F <sub>am</sub>	D <sub>u</sub>	D <sub>l</sub>	V <sub>dm</sub>	L <sub>dm</sub>	F <sub>am</sub>	D <sub>u</sub>	D <sub>l</sub>	V <sub>dm</sub>	L <sub>dm</sub>	F <sub>am</sub>	D <sub>u</sub>	D <sub>l</sub>	V <sub>dm</sub>	L <sub>dm</sub>	F <sub>am</sub>	D <sub>u</sub>	D <sub>l</sub>	V <sub>dm</sub>	L <sub>dm</sub>
00	*58			*5.0	*8.5	*56			*3.5	*6.5	*38			*2.5	*4.0	*29			*1.0	*2.5
01	*59			*4.3	*7.5	*55			*4.5	*7.5	*38			*2.3	*3.8	*29			*1.8	*3.0
02	*58			*7.3	*12.0	*52			*4.0	*7.5	*39			*2.5	*4.0	*29			*1.5	*3.0
03	*60			*7.5	*13.0	*51			*4.0	*7.5	*34			*1.0	*2.0	*29			*1.5	*2.5
04	*56			*5.5	*10.5	*50			*5.5	*9.5	*35			*1.0	*2.5	*29			*1.5	*2.5
05	*56			*4.0	*10.0	*55					*33			*1.5	*3.0	*29			*1.5	*2.5
06	*55			*5.3	*10.0	*52			*5.0	*8.5	*33			*1.5	*2.8	*28			*1.0	*2.0
07	*51					*45					*35			*3.0	*4.5					
08	*50			*4.5	*8.0	*45			*3.5	*6.0	*34			*3.0	*5.0	*27			*1.0	*2.0
09	*44			*4.5	*8.5	*43			*5.5	*7.5	*37			*4.0	*6.0	*29			*1.5	*2.8
10	*28			*2.8	*6.0	*38			*5.0	*7.0	*33			*2.0	*3.8	*27			*1.0	*2.3
11	*29					*38			*3.0	*5.5	*33			*2.0	*3.5	*27			*1.0	*1.5
12	*36					*40			*7.0	*12.0	*34			*1.0	*2.5	*28			*2.0	*3.3
13	*34			*3.0	*5.5	*42			*2.8	*4.8	*37			*2.0	*3.0	*29			*1.5	*2.8
14	*38			*2.8	*4.8	*47			*1.0	*2.5	*37			*2.5	*4.3	*27			*1.0	*2.5
15	*43					*53			*2.0	*4.0	*39			*2.8	*4.5	*27			*1.5	*2.5
16	*49					*59			*1.8	*3.5	*37			*1.5	*3.0	*29			*1.5	*3.0
17	*50			*3.0	*5.3	*59			*1.5	*3.5	*35			*1.8	*3.3	*28			*2.0	*3.0
18	*57			*3.3	*5.8	*55					*37			*2.0	*3.8	*29			*1.0	*2.5
19	*56			*3.0	*6.0	*53			*3.3	*6.0	*35			*1.5	*3.0	*27			*1.5	*2.8
20	*56			*3.5	*6.5	*53			*3.3	*5.8	*35			*1.8	*3.0	*29			*1.5	*2.5
21	*60			*4.5	*7.0	*55			*3.5	*5.5	*35			*2.0	*3.5	*29			*1.5	*2.5
22	*58			*3.8	*7.0	*55			*3.5	*7.0	*39			*3.3	*5.3	*29			*1.0	*2.8
23	*58					*54			*4.3	*6.8	*41					*28				

\* Fewer than 15 days data on power measurements and no computations made for D<sub>u</sub> and D<sub>l</sub>.

\* Fewer than 7 days data on voltage and logarithmic measurements.

F<sub>am</sub> = median value of effective antenna noise in db above ktb.

D<sub>u</sub> = ratio of upper decile to median in db.

D<sub>l</sub> = ratio of median to lower decile in db.

V<sub>dm</sub> = median deviation of average voltage in db below mean power.

L<sub>dm</sub> = median deviation of average logarithm in db below mean power.



# MONTH-HOUR VALUES OF RADIO NOISE

STATION USNS ELTANIN

LAT. 65.0 S

LONG. 120.0 W

JUNE

1964

H. R. L. S. T.	FREQUENCY (Mc)																			
	.013					.051					.160					.495				
	F <sub>om</sub>	D <sub>u</sub>	D <sub>l</sub>	V <sub>dm</sub>	L <sub>dm</sub>	F <sub>om</sub>	D <sub>u</sub>	D <sub>l</sub>	V <sub>dm</sub>	L <sub>dm</sub>	F <sub>om</sub>	D <sub>u</sub>	D <sub>l</sub>	V <sub>dm</sub>	L <sub>dm</sub>	F <sub>om</sub>	D <sub>u</sub>	D <sub>l</sub>	V <sub>dm</sub>	L <sub>dm</sub>
00	*153			*12.5	*18.0	*119			* 8.0	*11.0	* 88			* 8.0	*12.5	* 72			* 6.5	*12.0
01	*155			*12.0	*18.0	*119			* 7.3	*10.5	* 88			* 7.5	*12.5	* 70			* 7.3	*14.3
02	*153			*11.0	*17.0	*117			* 7.5	*11.0	* 86			* 6.8	*11.5	* 71			*12.0	*20.0
03	*153			*11.0	*17.0	*117			* 7.8	*11.3	* 88			*11.5	*20.0	* 70			*11.5	*21.0
04	*155			*12.3	*18.3	*117			* 9.5	*13.8	* 86			* 9.0	*17.0	* 62			* 7.5	*13.0
05	*153			*12.5	*19.0	*115			*10.5	*17.5	* 82					* 58			* 8.5	*14.0
06	*153			*10.8	*17.0	*117			*11.3	*19.0	* 84			*10.3	*17.0	* 54				
07	*152			*11.3	*18.3	*117			*12.0	*19.0	* 83					* 54			* 7.0	*10.0
08	*153			*12.3	*18.5	*115			*11.5	*17.5	* 74			* 7.0	*12.5	* 56				
09	*153			*11.0	*18.0	*112			*10.3	*18.0	* 75					* 44			* 6.0	*10.0
10	*151			*11.5	*18.0	*105			* 8.8	*14.3	* 72					* 44			* 4.5	* 8.0
11	*151			*11.5	*17.0	*102			* 7.8	*11.8	* 70					* 50			* 2.0	* 3.5
12	*149			*10.8	*16.0	*101			*11.3	*17.0	* 85			*14.0	*25.0	* 48			* 7.5	*12.0
13	*147			* 9.8	*15.0	*101			*12.3	*14.3	* 68			* 7.0	*10.0	* 46			* 6.5	* 9.5
14	*149			*10.0	*15.0	*101			*10.0	*14.5	* 76			* 3.0	* 5.5	* 46			* 6.0	*11.0
15	*149			* 9.5	*15.0	*101			*10.5	*15.0	* 69			* 8.0	*15.0	* 54			* 5.5	* 9.5
16	*149			* 9.3	*14.8	*105			*10.0	*15.5	* 78			* 2.8	* 5.0	* 52			* 6.5	*10.0
17	*147			*10.8	*16.3	*111			* 7.5	*12.0	* 84			* 5.5	* 9.0	* 64			* 7.5	*13.5
18	*153			*10.0	*17.0	*111			* 8.0	*12.5	* 80			* 5.5	*10.0	* 66			* 3.0	* 6.5
19	*149			*10.5	*16.0	*113			* 7.0	*10.8	* 84			* 5.8	* 9.5	* 68			* 4.5	* 8.0
20	*151			*11.5	*17.0	*115			* 7.8	*11.5	* 84			* 6.5	*11.3	* 70			* 4.3	* 7.5
21	*149			*13.0	*19.0	*117			* 7.0	*11.0	* 86			* 8.5	*15.0	* 72			* 5.5	* 9.3
22	*153			*12.5	*18.0	*117			* 8.8	*13.5	* 88			* 6.3	*11.3	* 74			* 6.5	*11.0
23	*153			*12.0	*18.0	*117			* 7.5	*11.0	* 88			* 7.0	*11.5	* 74			* 6.5	*12.0

H. R. L. S. T.	FREQUENCY (Mc)																			
	2.5					5					10					20				
	F <sub>om</sub>	D <sub>u</sub>	D <sub>l</sub>	V <sub>dm</sub>	L <sub>dm</sub>	F <sub>om</sub>	D <sub>u</sub>	D <sub>l</sub>	V <sub>dm</sub>	L <sub>dm</sub>	F <sub>om</sub>	D <sub>u</sub>	D <sub>l</sub>	V <sub>dm</sub>	L <sub>dm</sub>	F <sub>om</sub>	D <sub>u</sub>	D <sub>l</sub>	V <sub>dm</sub>	L <sub>dm</sub>
00	* 56					* 53					* 37					* 29				
01	* 56					* 53					* 35					* 29				
02	* 54					* 53					* 37					* 29				
03	* 54					* 53					* 33					* 29				
04	* 52					* 49					* 33					* 27				
05	* 50					* 45					* 33					* 29				
06	* 50					* 46					* 33					* 29				
07	* 46					* 46					* 33					* 29				
08	* 48					* 43					* 33					* 29				
09	* 43					* 41					* 37					* 27				
10	* 38					* 39					* 37					* 27				
11	* 34					* 37					* 33					* 29				
12	* 36					* 39					* 33					* 29				
13	* 38					* 43					* 33					* 29				
14	* 42					* 45					* 35					* 29				
15	* 44					* 51					* 37					* 27				
16	* 48					* 55					* 35					* 27				
17	* 51					* 55					* 36					* 27				
18	* 52					* 59					* 35					* 27				
19	* 52					* 51					* 35					* 29				
20	* 54					* 49					* 37					* 29				
21	* 54					* 51					* 35					* 29				
22	* 54					* 49					* 37					* 29				
23	* 54					* 51					* 37					* 29				

\* Fewer than 15 days data on power measurements and no computations made for D<sub>u</sub> and D<sub>l</sub>.

\* Fewer than 7 days data on voltage and logarithmic measurements.

F<sub>om</sub> = median value of effective antenna noise in db above ktb.

D<sub>u</sub> = ratio of upper decile to median in db.

D<sub>l</sub> = ratio of median to lower decile in db.

V<sub>dm</sub> = median deviation of average voltage in db below mean power.

L<sub>dm</sub> = median deviation of average logarithm in db below mean power.

# MONTH-HOUR VALUES OF RADIO NOISE

STATION USNS ELTANIN

LAT. 65.0 S

LONG. 105.0 W

JUNE

1964

H. R. I. S. T.	FREQUENCY (Mc)																			
	.013					.051					.160					.495				
	F <sub>om</sub>	D <sub>u</sub>	D <sub>l</sub>	V <sub>dm</sub>	L <sub>dm</sub>	F <sub>om</sub>	D <sub>u</sub>	D <sub>l</sub>	V <sub>dm</sub>	L <sub>dm</sub>	F <sub>om</sub>	D <sub>u</sub>	D <sub>l</sub>	V <sub>dm</sub>	L <sub>dm</sub>	F <sub>om</sub>	D <sub>u</sub>	D <sub>l</sub>	V <sub>dm</sub>	L <sub>dm</sub>
00	*153			*12.0	*18.0	*117			* 6.0	* 9.0	* 89			* 8.8	*15.8	* 78			* 6.0	*12.0
01	*153			*12.5	*18.0	*118			* 7.5	*11.3	* 90			* 7.0	*12.5	* 72			* 5.8	*10.0
02	*153			*12.3	*18.5	*118			* 8.5	*12.3	* 88			* 6.8	*12.3	* 66			* 7.0	*14.0
03	*154			*12.0	*18.5	*118			* 6.0	* 9.5	* 86					* 63			*11.0	*19.5
04	*153			*13.0	*19.5	*119			* 9.0	*13.0	* 86			*12.0	*20.0	* 55			*10.0	*17.5
05	*153			*12.8	*19.5	*116			*10.5	*15.0	* 85			*14.3	*21.5	* 52			*11.0	*17.0
06	*153			*13.5	*21.0	*116			*12.0	*20.0	* 82			*11.3	*20.5	* 53			* 9.0	*13.3
07	*154			*13.0	*20.0	*116			*12.0	*20.5	* 83			*11.0	*19.0	* 56				
08	*155			*12.5	*18.5	*117			*14.0	*22.0	* 80			*11.8	*18.3	* 46			* 6.0	* 8.5
09	*157			*12.5	*19.0	*116			*12.0	*21.0	* 76			* 5.5	* 9.5	* 47				
10	*155			*12.0	*19.0	*106			*10.5	*17.0	* 68			* 8.0	*13.5					
11	*151			*11.5	*18.5	*102			* 7.5	*12.3	* 78			* 2.5	* 4.5	* 50			* 6.0	* 8.0
12	*147			* 9.3	*14.5	*100			* 8.5	*12.5	* 82			* 3.8	* 6.0	* 46			* 4.0	* 7.5
13	*150			* 8.0	*12.8	*103			*12.5	*17.0	* 82			* 8.0	*19.0	* 52			* 6.3	* 9.8
14	*150			* 8.5	*13.5	*102			*12.0	*17.3	* 80			*18.0	*24.0	* 51			* 7.8	*11.0
15	*149			* 8.5	*13.8	*103			* 8.0	*12.0	* 76			* 5.5	* 8.5	* 48			* 5.0	* 8.5
16	*149			* 8.0	*12.0	*103			* 9.0	*14.5	* 80			* 5.0	* 7.5	* 54			* 5.5	* 9.3
17	*149			* 8.5	*14.0	*108			* 8.5	*13.5	* 79			* 6.0	* 9.5	* 61			* 5.8	* 9.8
18	*150			* 8.5	*13.5	*112			* 6.5	*11.0	* 77			* 4.5	* 7.5	* 61			* 4.0	* 8.5
19	*152			* 8.0	*12.5	*114			* 7.5	*11.0	* 81			* 4.8	* 8.3	* 68			* 4.5	*10.0
20	*151			*10.0	*15.0	*115			* 5.5	* 9.0	* 88			* 6.0	*10.5	* 70			* 4.3	* 7.5
21	*150			*10.0	*15.5	*113			* 6.0	* 9.5	* 86			* 5.0	* 9.0	* 70			* 6.0	*11.0
22	*150			*11.5	*17.5	*115			* 8.0	*12.5	* 89			* 4.5	* 8.5	* 71			* 6.0	*11.0
23	*152			*12.8	*19.0	*118			* 6.0	* 9.0	* 90			* 7.0	*12.0	* 72			* 4.8	* 9.3

H. R. I. S. T.	FREQUENCY (Mc)																			
	2.5					5					10					20				
	F <sub>om</sub>	D <sub>u</sub>	D <sub>l</sub>	V <sub>dm</sub>	L <sub>dm</sub>	F <sub>om</sub>	D <sub>u</sub>	D <sub>l</sub>	V <sub>dm</sub>	L <sub>dm</sub>	F <sub>om</sub>	D <sub>u</sub>	D <sub>l</sub>	V <sub>dm</sub>	L <sub>dm</sub>	F <sub>om</sub>	D <sub>u</sub>	D <sub>l</sub>	V <sub>dm</sub>	L <sub>dm</sub>
00	* 60					* 55					* 35					* 29				
01	* 58					* 54					* 33					* 29				
02	* 57					* 52					* 33					* 29				
03	* 54					* 51					* 31					* 29				
04	* 54					* 47					* 31					* 29				
05	* 49					* 40					* 32					* 29				
06	* 49					* 39					* 32					* 29				
07	* 55					* 39					* 31					* 29				
08	* 53					* 40					* 31					* 29				
09	* 52					* 43					* 33					* 29				
10	* 38					* 43					* 34					* 27				
11	* 35					* 36					* 38					* 28				
12	* 35					* 37					* 37					* 29				
13	* 39					* 45					* 37					* 27				
14	* 44					* 47					* 37					* 30				
15	* 45					* 48					* 37					* 29				
16	* 44					* 49					* 35					* 29				
17	* 47					* 53					* 35					* 28				
18	* 54					* 59					* 35					* 28				
19	* 55					* 60					* 35					* 27				
20	* 56					* 57					* 35					* 29				
21	* 57					* 52					* 35					* 27				
22	* 58					* 53					* 35					* 28				
23	* 59					* 53					* 34					* 28				

\* Fewer than 15 days data on power measurements and no computations made for D<sub>u</sub> and D<sub>l</sub>.

\* Fewer than 7 days data on voltage and logarithmic measurements.

F<sub>om</sub> = median value of effective antenna noise in db above ktb.

D<sub>u</sub> = ratio of upper decile to median in db.

D<sub>l</sub> = ratio of median to lower decile in db.

V<sub>dm</sub> = median deviation of average voltage in db below mean power.

L<sub>dm</sub> = median deviation of average logarithm in db below mean power.

# MONTH-HOUR VALUES OF RADIO NOISE

STATION USNS ELTANIN

LAT. 65.0 S

LONG. 90.0 W

JUNE 1964

Mo.	Day.	FREQUENCY (Mc)																				
		.013					.051					.160					.495					
		F <sub>om</sub>	D <sub>u</sub>	D <sub>l</sub>	V <sub>dm</sub>	L <sub>dm</sub>	F <sub>om</sub>	D <sub>u</sub>	D <sub>l</sub>	V <sub>dm</sub>	L <sub>dm</sub>	F <sub>om</sub>	D <sub>u</sub>	D <sub>l</sub>	V <sub>dm</sub>	L <sub>dm</sub>	F <sub>om</sub>	D <sub>u</sub>	D <sub>l</sub>	V <sub>dm</sub>	L <sub>dm</sub>	
00		*150					*114					*88					*68					
01		*150					*114					*86					*70					
02		*149					*113					*84					*70					
03		*149					*112					*82					*68					
04		*149					*111					*78					*60					
05		*149					*111					*76					*54					
06		*149					*110					*80					*53					
07		*149					*111					*82					*49					
08		*150					*113					*78					*50					
09		*155					*109					*72										
10		*150					*104					*72										
11		*149					*99					*72					*44					
12		*147					*97					*74										
13		*147					*97					*68					*44					
14		*147					*97					*72					*45					
15		*147					*99					*74					*48					
16		*145					*101					*71					*53					
17		*147					*103					*75					*58					
18		*147					*107					*76					*62					
19		*148					*109					*80					*66					
20		*147					*111					*84					*70					
21		*147					*111					*86					*70					
22		*149					*113					*88					*70					
23		*149					*115					*88					*72					

Mo.	Day.	FREQUENCY (Mc)																					
		2.5					5					10					20						
		F <sub>om</sub>	D <sub>u</sub>	D <sub>l</sub>	V <sub>dm</sub>	L <sub>dm</sub>	F <sub>om</sub>	D <sub>u</sub>	D <sub>l</sub>	V <sub>dm</sub>	L <sub>dm</sub>	F <sub>om</sub>	D <sub>u</sub>	D <sub>l</sub>	V <sub>dm</sub>	L <sub>dm</sub>	F <sub>om</sub>	D <sub>u</sub>	D <sub>l</sub>	V <sub>dm</sub>	L <sub>dm</sub>		
00		*58			*5.0	*9.3	*53				*4.0	*7.5	*35				*1.5	*2.8	*29			*1.5	*2.5
01		*57			5.5	9.0	*51				*5.0	*9.5	*33				*1.0	*2.3	*28			*1.5	*2.5
02		*57			*4.0	*8.0	*53				*4.5	*8.0	*33				*1.0	*2.5	*27			*1.0	*2.5
03		*54			*5.0	*9.0	*52				*4.0	*7.5	*33				*1.0	*2.5	*27			*1.0	*2.5
04		*53			*5.8	*10.5	*52				*4.8	*8.3	*33				*1.0	*2.5	*27			*1.0	*2.0
05		*50			*5.5	*10.0	*47				*5.5	*8.5	*33				*1.5	*3.0	*27			*0.8	*2.0
06		*48			*7.5	*11.0	*45				*3.5	*6.0	*32				*1.5	*2.8	*27			*1.5	*3.0
07		*49			*9.0	*12.0	*45				*3.5	*5.8	*33				*1.0	*3.0	*27			*1.0	*2.0
08		*55			*8.0	*15.5	*43				*5.5	*9.0	*33				*2.3	*3.3	*27				
09		*49			*7.5	*12.5	*43				*4.8	*7.5	*34				*2.3	*3.8	*27			*1.5	*3.0
10		*45			*6.5	*10.5	*41				*5.0	*7.5	*35				*2.3	*4.3	*27			*1.5	*3.0
11		*33			*5.5	*8.8	*35				*2.0	*4.0	*32				*3.0	*5.0	*27			*1.0	*2.5
12		*32			*10.0	*14.0	*37				*2.0	*4.3	*35				*3.0	*4.5	*27			*0.5	*2.0
13		*38			*4.5	*8.0	*39				*2.3	*3.5	*33				*2.0	*4.0	*27			*0.8	*2.3
14		*43			*3.0	*5.8	*43				*2.0	*4.0	*33				*1.8	*3.3	*27			*1.0	*2.5
15		*42			*3.0	*5.5	*45						*33				*1.5	*3.0	*27			*1.5	*2.8
16		*42			*3.0	*6.0	*45				*2.0	*4.5	*33				*1.5	*3.5	*27			*1.5	*2.0
17		*46			*3.5	*6.0	*49				*2.0	*4.0	*35				*1.3	*2.8	*27			*0.5	*2.0
18		*50					*51				*1.5	*3.5	*35				*1.0	*3.0	*27			*1.0	*2.3
19		*53					*55				*2.5	*5.0	*35				*2.0	*3.5	*29			*1.0	*2.5
20		*54			*3.5	*6.0	*53				*2.3	*4.8	*35				*1.3	*2.8	*27			*1.0	*2.3
21		*56			*3.0	*5.5	*57				*2.0	*4.5	*35				*1.5	*3.0	*27			*1.5	*2.8
22		*56			*5.3	*8.3	*51				*3.0	*6.0	*33				*1.3	*2.8	*27			*0.5	*2.0
23		*56			*4.0	*7.8	*51						*35				*1.3	*2.8	*27			*1.3	*2.5

\* Fewer than 15 days data on power measurements and no computations made for D<sub>u</sub> and D<sub>l</sub>.

\* Fewer than 7 days data on voltage and logarithmic measurements.

F<sub>om</sub> = median value of effective antenna noise in db above ktb.

D<sub>u</sub> = ratio of upper decile to median in db.

D<sub>l</sub> = ratio of median to lower decile in db.

V<sub>dm</sub> = median deviation of average voltage in db below mean power.

L<sub>dm</sub> = median deviation of average logarithm in db below mean power.

# MONTH-HOUR VALUES OF RADIO NOISE

STATION USNS ELTANIN

LAT. 55.0 S

LONG. 135.0 W

JUNE

1964

H. R. L. S. T.	FREQUENCY (Mc)																			
	.013					.051					.160					.495				
	F <sub>am</sub>	D <sub>u</sub>	D <sub>l</sub>	V <sub>dm</sub>	L <sub>dm</sub>	F <sub>am</sub>	D <sub>u</sub>	D <sub>l</sub>	V <sub>dm</sub>	L <sub>dm</sub>	F <sub>am</sub>	D <sub>u</sub>	D <sub>l</sub>	V <sub>dm</sub>	L <sub>dm</sub>	F <sub>am</sub>	D <sub>u</sub>	D <sub>l</sub>	V <sub>dm</sub>	L <sub>dm</sub>
00	*153					*121					*96					*84				
01	*153					*121					*100					*84				
02	*155					*123					*98					*82				
03	*155					*121					*98					*82				
04	*155					*121					*92					*74				
05	*155					*121					*97					*76				
06	*155					*119					*94					*72				
07	*155					*119					*92					*64				
08	*155					*115					*76					*47				
09	*151					*109					*71					*47				
10	*150					*103					*72					*52				
11	*151					*103					*76					*48				
12	*151					*101					*70					*51				
13	*150					*101					*72					*50				
14	*149					*103					*70					*50				
15	*149					*105					*80					*59				
16	*149					*109					*80					*64				
17	*151					*113					*88					*70				
18	*151					*119					*90					*78				
19	*151					*119					*94					*80				
20	*151					*121					*96					*82				
21	*153					*119					*98					*82				
22	*153					*121					*100					*83				
23	*151					*121					*100					*84				

H. R. L. S. T.	FREQUENCY (Mc)																			
	2.5					5					10					20				
	F <sub>am</sub>	D <sub>u</sub>	D <sub>l</sub>	V <sub>dm</sub>	L <sub>dm</sub>	F <sub>am</sub>	D <sub>u</sub>	D <sub>l</sub>	V <sub>dm</sub>	L <sub>dm</sub>	F <sub>am</sub>	D <sub>u</sub>	D <sub>l</sub>	V <sub>dm</sub>	L <sub>dm</sub>	F <sub>am</sub>	D <sub>u</sub>	D <sub>l</sub>	V <sub>dm</sub>	L <sub>dm</sub>
00	*66					*57			*4.5	*8.5	*36					*29			*0.5	*2.0
01	*66			*5.3	*9.5	*57			*3.8	*7.5	*37			*1.0	*2.5	*29			*0.8	*2.3
02	*64			*6.5	*10.5	*57			*5.8	*8.3	*41			*2.0	*3.5	*29			*1.0	*2.5
03	*64			*6.0	*11.5	*55			*4.8	*8.5	*35			*1.0	*2.5	*29			*1.3	*2.5
04	*60			*5.8	*11.3	*53			*6.0	*9.5	*35			*1.8	*3.5	*29			*1.0	*2.5
05	*63			*5.0	*13.5	*51			*4.0	*6.5	*34			*1.0	*2.3	*29			*1.0	*2.5
06	*58			*4.5	*10.5	*49			*4.3	*7.3	*31			*1.3	*2.8	*29			*1.0	*2.5
07	*58			*9.0	*15.5	*50			*10.0	*16.0	*33			*2.0	*3.0	*27				
08	*53					*45			*2.0	*3.5	*35			*1.3	*2.8	*27			*2.3	*3.5
09	*46			*6.5	*11.0	*39			*4.3	*7.3	*34			*3.5	*5.5	*27			*0.5	*2.0
10	*30			*3.0	*6.0	*31			*6.8	*9.5	*33			*2.5	*4.0	*27			*0.5	*2.0
11	*32			*3.5	*7.5	*31			*2.0	*4.0	*33			*1.8	*3.8	*27			*0.5	*1.5
12	*36					*33					*36			*2.5	*4.8	*27			*2.5	*3.5
13	*32					*38			*5.5	*8.0	*39			*2.0	*4.5	*27			*2.0	*3.0
14	*36			*4.5	*8.0	*47			*2.5	*4.5	*39			*2.0	*4.0	*28			*1.5	*2.5
15	*40			*4.3	*7.8	*55			*2.0	*4.0	*44			*2.5	*5.0	*29			*1.5	*2.5
16	*50					*57			*2.3	*5.0	*39			*1.5	*3.0	*29			*1.5	*2.5
17	*58			*6.0	*11.5	*61			*2.0	*4.5	*39			*1.5	*3.0	*28			*1.5	*2.5
18	*62			*4.5	*8.5	*57			*2.8	*5.0	*37			*2.3	*4.3	*29			*1.5	*2.5
19	*64			*4.5	*8.0	*55			*2.5	*5.0	*37			*1.0	*2.5	*29			*1.0	*2.5
20	*62			*4.3	*7.8	*57			*4.8	*8.0	*41			*1.5	*3.5	*29			*1.5	*2.8
21	*64			*5.8	*9.8	*57			*4.5	*8.5	*39			*1.5	*3.0	*29			*1.3	*2.5
22	*64			*5.0	*8.5	*57			*5.0	*9.5	*39			*2.0	*4.0	*29			*1.0	*2.0
23	*64			*3.5	*8.0	*57			*3.0	*7.0	*39			*2.0	*3.5	*29			*0.8	*2.3

\* Fewer than 15 days data on power measurements and no computations made for D<sub>u</sub> and D<sub>l</sub>.

\* Fewer than 7 days data on voltage and logarithmic measurements.

F<sub>am</sub> = median value of effective antenna noise in db above ktb.

D<sub>u</sub> = ratio of upper decile to median in db.

D<sub>l</sub> = ratio of median to lower decile in db.

V<sub>dm</sub> = median deviation of average voltage in db below mean power.

L<sub>dm</sub> = median deviation of average logarithm in db below mean power.

# MONTH-HOUR VALUES OF RADIO NOISE

STATION USNS ELTANIN

LAT. 55.0 S

LONG. 165.0 W

JULY

1964

H. R. L. T.	FREQUENCY (Mc)																			
	.013					.051					.160					.495				
	F <sub>am</sub>	D <sub>u</sub>	D <sub>l</sub>	V <sub>dm</sub>	L <sub>dm</sub>	F <sub>am</sub>	D <sub>u</sub>	D <sub>l</sub>	V <sub>dm</sub>	L <sub>dm</sub>	F <sub>am</sub>	D <sub>u</sub>	D <sub>l</sub>	V <sub>dm</sub>	L <sub>dm</sub>	F <sub>am</sub>	D <sub>u</sub>	D <sub>l</sub>	V <sub>dm</sub>	L <sub>dm</sub>
00	*152			*9.8	*12.8	*117			*10.0	*14.8	*91			*8.5	*13.5	*76			*7.0	*11.5
01	*152			*10.5	*14.3	*117			*9.0	*12.8	*91			*14.0	*21.0	*78			*10.5	*16.5
02	*152			*11.5	*15.0	*119			*12.3	*16.8	*93			*8.5	*14.0	*78			*11.0	*16.5
03	*154			*11.3	*17.3	*117			*10.5	*15.3	*97					*84			*13.0	*19.5
04	*154			*12.3	*18.3	*119			*11.8	*17.3	*89			*8.5	*13.5	*76			*11.0	*17.5
05	*154			*13.3	*19.5	*117			*13.0	*19.3	*89			*15.0	*23.0	*72			*9.3	*15.5
06	*154			*13.0	*20.0	*121			*14.5	*21.0	*87			*12.8	*20.8	*70			*14.5	*24.0
07	*152			*14.0	*20.0	*119			*11.5	*17.5	*83			*8.0	*12.5	*73				
08	*152			*13.8	*20.0	*111					*65					*42			*4.5	*9.0
09	*147			*11.8	*17.3	*109			*10.5	*17.0	*69					*46			*4.5	*7.5
10	*146					*105					*71			*7.5	*12.5	*42			*4.5	*8.0
11	*144			*9.0	*14.0	*103			*13.0	*19.5	*69			*6.0	*9.5	*52			*6.0	*11.0
12	*144			*9.0	*13.5	*101			*15.5	*21.0	*73			*7.0	*10.8	*43				
13	*142			*11.3	*16.0	*103			*14.0	*21.0	*69					*42			*6.5	*10.0
14	*144			*13.3	*18.8	*98			*10.5	*13.5	*63			*9.0	*14.5	*44			*4.0	*6.0
15	*138			*13.3	*18.5	*97			*12.0	*19.3	*70			*5.5	*9.0	*52			*6.0	*10.0
16	*144			*13.8	*19.3	*103			*10.3	*15.8	*71					*62			*6.5	*10.5
17	*140			*9.5	*15.0	*111			*8.8	*13.3	*85			*13.0	*22.0	*75			*5.5	*10.0
18	*144			*8.0	*12.5	*117					*89			*10.8	*19.0	*74			*7.5	*12.8
19	*148			*10.3	*15.8	*121			*6.0	*9.5	*91					*78			*9.5	*15.0
20	*148			*9.0	*13.5	*118			*7.5	*11.0	*90			*9.0	*13.5	*83				
21	*152			*10.8	*15.8	*118			*9.0	*14.0	*85					*74			*6.0	*10.5
22	*152			*10.8	*15.8	*115			*7.5	*12.0	*87			*11.3	*16.8	*73			*8.0	*13.0
23	*152			*7.0	*11.0	*115			*8.5	*12.5	*87			*10.0	*14.5	*76			*5.3	*9.5

H. R. L. T.	FREQUENCY (Mc)																			
	2.5					5					10					20				
	F <sub>am</sub>	D <sub>u</sub>	D <sub>l</sub>	V <sub>dm</sub>	L <sub>dm</sub>	F <sub>am</sub>	D <sub>u</sub>	D <sub>l</sub>	V <sub>dm</sub>	L <sub>dm</sub>	F <sub>am</sub>	D <sub>u</sub>	D <sub>l</sub>	V <sub>dm</sub>	L <sub>dm</sub>	F <sub>am</sub>	D <sub>u</sub>	D <sub>l</sub>	V <sub>dm</sub>	L <sub>dm</sub>
00	*59					*55					*38					*29				
01	*59					*53					*36					*29				
02	*61					*53					*34					*29				
03	*59					*47					*34					*29				
04	*63					*49					*34					*29				
05	*61					*43					*32					*29				
06	*61					*45					*34					*29				
07	*57					*43					*34					*27				
08	*51					*41					*33					*27				
09	*32					*35					*32					*27				
10						*33					*32					*27				
11	*29					*33					*38					*27				
12	*29					*33					*42					*27				
13	*36					*35					*46					*27				
14	*33					*42					*46					*27				
15	*36					*55					*44					*29				
16	*47					*57					*38					*27				
17	*53					*55					*38					*27				
18	*57					*55					*38					*29				
19	*59					*57					*39					*28				
20	*61					*57					*39					*29				
21	*61					*59					*38					*29				
22	*61					*58					*37					*29				
23	*59					*57					*36					*29				

\* Fewer than 15 days data on power measurements and no computations made for D<sub>u</sub> and D<sub>l</sub>.

\* Fewer than 7 days data on voltage and logarithmic measurements.

F<sub>am</sub> = median value of effective antenna noise in db above ktb.

D<sub>u</sub> = ratio of upper decile to median in db.

D<sub>l</sub> = ratio of median to lower decile in db.

V<sub>dm</sub> = median deviation of average voltage in db below mean power.

L<sub>dm</sub> = median deviation of average logarithm in db below mean power.

# MONTH-HOUR VALUES OF RADIO NOISE

STATION USNS ELTANIN

LAT. 55.0 S

LONG. 150.0 W

JULY

1964

H.R.	FREQUENCY (Mc)																			
	.013					.051					.160					.495				
	F <sub>om</sub>	D <sub>u</sub>	D <sub>l</sub>	V <sub>dm</sub>	L <sub>dm</sub>	F <sub>om</sub>	D <sub>u</sub>	D <sub>l</sub>	V <sub>dm</sub>	L <sub>dm</sub>	F <sub>om</sub>	D <sub>u</sub>	D <sub>l</sub>	V <sub>dm</sub>	L <sub>dm</sub>	F <sub>om</sub>	D <sub>u</sub>	D <sub>l</sub>	V <sub>dm</sub>	L <sub>dm</sub>
00	*152			*8.0	*13.0	*119			*10.0	*14.5	*95			*10.3	*16.0	*79				
01	*152			*9.0	*15.0	*117			*8.5	*12.8	*90					*76			*11.0	*19.0
02	*153			*8.3	*13.5	*117			*12.5	*18.0	*94			*12.0	*20.0	*81			*12.5	*24.0
03	*152			*10.0	*16.0	*118			*11.0	*16.0	*94					*76			*12.5	*24.0
04	*153			*10.5	*17.0	*119			*10.5	*18.0	*91					*75				
05	*153			*11.8	*18.5	*118			*12.0	*19.0	*91			*12.0	*19.0	*68				
06	*153			*13.0	*20.0	*117			*12.0	*18.5	*87					*67			*12.5	*24.0
07	*153			*12.5	*20.0	*115			*13.0	*20.0	*82			*8.8	*15.3	*54			*8.5	*15.0
08	*152			*14.5	*23.0	*111			*11.0	*19.5	*74					*46				
09	*146					*108					*71			*11.5	*17.5	*43			*5.0	*7.5
10	*146			*11.5	*18.0	*101			*11.5	*17.0	*65			*8.0	*12.5	*42				
11	*144			*10.5	*16.5	*97			*5.5	*9.0	*66					*50				
12	*146			*10.5	*15.5	*99			*11.5	*15.0	*80					*52			*10.0	*17.0
13	*144			*9.0	*14.0	*99					*73			*9.0	*16.0	*52			*7.3	*12.5
14	*144			*7.5	*13.5	*107					*63					*54			*8.5	*15.5
15	*141			*9.0	*14.0	*93			*5.0	*8.5	*63			*6.5	*9.0	*60			*9.0	*12.5
16	*141			*11.0	*16.0	*107			*10.0	*16.0	*83			*8.0	*13.3	*66				
17	*142			*11.5	*16.8	*108			*7.5	*11.5	*79					*72			*4.8	*9.5
18	*143			*10.8	*16.3	*113			*6.5	*10.5	*84					*71			*4.3	*8.8
19	*145			*11.3	*16.8	*116			*6.3	*10.3	*89			*8.5	*14.0	*72			*6.0	*10.0
20	*145			*8.5	*14.0	*116			*6.0	*10.5	*90			*6.8	*11.0	*73			*5.0	*9.3
21	*147			*9.3	*14.0	*116			*7.3	*12.3	*90			*8.0	*13.0	*74			*6.0	*10.5
22	*149			*9.0	*13.5	*118			*6.5	*11.8	*89			*6.0	*10.0	*73			*6.3	*11.0
23	*150			*8.5	*13.5	*118			*8.5	*14.0	*91			*10.5	*17.0	*75			*7.3	*11.3

H.R.	FREQUENCY (Mc)																			
	2.5					5					10					20				
	F <sub>om</sub>	D <sub>u</sub>	D <sub>l</sub>	V <sub>dm</sub>	L <sub>dm</sub>	F <sub>om</sub>	D <sub>u</sub>	D <sub>l</sub>	V <sub>dm</sub>	L <sub>dm</sub>	F <sub>om</sub>	D <sub>u</sub>	D <sub>l</sub>	V <sub>dm</sub>	L <sub>dm</sub>	F <sub>om</sub>	D <sub>u</sub>	D <sub>l</sub>	V <sub>dm</sub>	L <sub>dm</sub>
00	*58					*57					*46					*29				
01	*58					*54					*49					*29				
02	*55					*49					*46					*29				
03	*58					*49					*48					*29				
04	*58					*48					*43					*28				
05	*59					*46					*34					*28				
06	*56					*44					*34					*28				
07	*55					*46					*34					*28				
08	*55					*43					*39					*27				
09	*39					*38					*36					*27				
10	*27					*35					*32					*27				
11	*29					*33					*33					*29				
12	*41					*35					*41					*28				
13	*29					*37					*47					*28				
14	*35					*47					*51					*28				
15	*39					*49					*46					*27				
16	*51					*54					*39					*30				
17	*54					*54					*41					*28				
18	*55					*54					*42					*27				
19	*55					*54					*38					*29				
20	*55					*55					*38					*27				
21	*55					*54					*37					*28				
22	*55					*55					*39					*29				
23	*56					*58					*42					*29				

 \* Fewer than 15 days data on power measurements and no computations made for D<sub>u</sub> and D<sub>l</sub>.

\* Fewer than 7 days data on voltage and logarithmic measurements.

 F<sub>om</sub> = median value of effective antenna noise in db above ktb.

 D<sub>u</sub> = ratio of upper decile to median in db.

 D<sub>l</sub> = ratio of median to lower decile in db.

 V<sub>dm</sub> = median deviation of average voltage in db below mean power.

 L<sub>dm</sub> = median deviation of average logarithm in db below mean power.

# MONTH-HOUR VALUES OF RADIO NOISE

STATION USNS ELTANIN

LAT. 55.0 S

LONG. 135.0 W

JULY

1964

MO.	HR.	FREQUENCY (Mc)																			
		.013					.051					.160					.495				
		F <sub>om</sub>	D <sub>u</sub>	D <sub>l</sub>	V <sub>dm</sub>	L <sub>dm</sub>	F <sub>om</sub>	D <sub>u</sub>	D <sub>l</sub>	V <sub>dm</sub>	L <sub>dm</sub>	F <sub>om</sub>	D <sub>u</sub>	D <sub>l</sub>	V <sub>dm</sub>	L <sub>dm</sub>	F <sub>om</sub>	D <sub>u</sub>	D <sub>l</sub>	V <sub>dm</sub>	L <sub>dm</sub>
00		*152					*117					*93					*80				
01		*154					*119					*93					*86				
02		*152					*119					*95					*82				
03		*152					*121					*95					*84				
04		*154					*117					*95					*78				
05		*152					*119					*95					*78				
06		*152					*117					*91					*91				
07		*150					*119					*89					*60				
08		*152					*114					*77					*67				
09		*150					*110					*76					*50				
10		*146					*106					*71					*44				
11		*145					*105					*73					*48				
12		*146					*105					*73					*44				
13		*150					*103					*75					*44				
14		*146					*107					*79					*46				
15		*146					*109					*73					*48				
16		*144					*105					*70					*64				
17		*148					*109					*77					*68				
18		*142					*108					*79					*70				
19		*148					*115					*85					*78				
20		*148					*111					*85					*74				
21		*146					*140					*95					*77				
22		*149					*116					*91					*74				
23		*150					*115					*90					*77				

MO.	HR.	FREQUENCY (Mc)																				
		2.5					5					10					20					
		F <sub>om</sub>	D <sub>u</sub>	D <sub>l</sub>	V <sub>dm</sub>	L <sub>dm</sub>	F <sub>om</sub>	D <sub>u</sub>	D <sub>l</sub>	V <sub>dm</sub>	L <sub>dm</sub>	F <sub>om</sub>	D <sub>u</sub>	D <sub>l</sub>	V <sub>dm</sub>	L <sub>dm</sub>	F <sub>om</sub>	D <sub>u</sub>	D <sub>l</sub>	V <sub>dm</sub>	L <sub>dm</sub>	
00		*60			*6.3	*11.0	*57				*4.5	*8.5	*44			*1.5	*2.5	*29			*1.3	*2.8
01		*58					*58				*5.5	*9.3	*43					*31			*1.0	*2.5
02		*60			*8.5	*14.0	*55				*4.5	*8.0	*39			*2.0	*3.5	*30			*1.3	*2.5
03		*60			*7.3	*11.5	*51						*36			*0.8	*2.5	*29			*1.5	*3.0
04		*61					*51				*6.5	*9.5	*36			*1.5	*2.8	*27			*1.5	*2.8
05		*60			*7.0	*13.0	*48						*37			*1.5	*2.5	*29			*1.3	*2.8
06		*61					*51				*8.3	*12.0	*35			*3.3	*5.3	*29			*1.0	*8.0
07		*57					*49				*5.5	*7.0	*34			*1.5	*2.5	*29			*1.0	*2.0
08		*54			*7.3	*12.5	*46						*34					*37			*2.0	*2.5
09		*41			*6.0	*10.0	*42				*2.8	*4.5	*36			*3.3	*5.0	*30			*1.3	*2.0
10		*33					*32				*4.5	*6.3	*32					*27			*0.5	*2.0
11		*25					*32				*5.0	*6.5	*34			*1.5	*3.0	*30			*0.5	*2.0
12		*25					*33						*38			*2.5	*4.5	*29			*0.5	*1.5
13		*63					*37						*40			*1.5	*3.5	*27			*2.0	*3.0
14		*31					*43				*3.5	*6.0	*44			*1.5	*3.5	*29			*4.0	*7.0
15		*37			*3.5	*6.5	*53				*4.0	*8.0	*46			*3.5	*6.5	*29			*1.3	*2.5
16		*42					*61				*1.5	*3.5	*40			*3.5	*6.5	*29			*1.5	*3.0
17		*51			*2.5	*5.0	*63				*1.0	*3.0	*42			*1.5	*3.5	*29			*1.0	*2.5
18		*57			*3.0	*6.0	*63				*4.5	*6.0	*42			*2.5	*4.8	*29			*1.5	*2.5
19		*57					*55				*4.8	*8.3	*42			*3.0	*5.0	*29			*1.5	*3.0
20		*57					*55				*2.5	*5.0	*40			*2.0	*3.5	*27			*2.0	*3.0
21		*58					*58				*8.0	*13.0	*40					*27			*0.5	*1.0
22		*59			*3.5	*6.0	*57				*3.5	*7.0	*40			*2.0	*3.5	*29			*1.5	*2.8
23		*63			*8.0	*13.0	*55						*42					*27			*1.3	*2.8

\* Fewer than 15 days data on power measurements and no computations made for D<sub>u</sub> and D<sub>l</sub>.

\* Fewer than 7 days data on voltage and logarithmic measurements.

F<sub>om</sub> = median value of effective antenna noise in db above ktb.

D<sub>u</sub> = ratio of upper decile to median in db.

D<sub>l</sub> = ratio of median to lower decile in db.

V<sub>dm</sub> = median deviation of average voltage in db below mean power.

L<sub>dm</sub> = median deviation of average logarithm in db below mean power.

# MONTH-HOUR VALUES OF RADIO NOISE

STATION USNS ELTANIN

LAT. 45.0 S

LONG. 180.0

JULY

1964

M.O.	FREQUENCY (Mc)																			
	.013					.051					.160					.495				
	F <sub>am</sub>	D <sub>u</sub>	D <sub>l</sub>	V <sub>dm</sub>	L <sub>dm</sub>	F <sub>am</sub>	D <sub>u</sub>	D <sub>l</sub>	V <sub>dm</sub>	L <sub>dm</sub>	F <sub>am</sub>	D <sub>u</sub>	D <sub>l</sub>	V <sub>dm</sub>	L <sub>dm</sub>	F <sub>am</sub>	D <sub>u</sub>	D <sub>l</sub>	V <sub>dm</sub>	L <sub>dm</sub>
00	*158			*12.0	*17.0	*129			*11.8	*18.0	*107			*10.0	*18.0	*92			*7.5	*17.0
01	*156			*11.5	*17.0	*129			*14.5	*20.0	*107			*12.5	*19.5	*90			*8.5	*17.0
02	*160			*12.5	*18.0	*129			*13.8	*20.5	*107			*9.5	*18.0	*92			*10.3	*19.0
03	*158			*13.0	*18.5	*131			*13.5	*19.8	*107			*11.5	*19.5	*94			*10.0	*18.5
04	*160			*13.3	*19.3	*131			*13.0	*19.0	*105			*11.3	*18.8	*88			*11.3	*19.3
05	*158			*13.0	*19.0	*129			*12.3	*18.3	*105			*12.5	*20.0	*86			*3.5	*8.5
06	*160			*13.0	*19.0	*125			*13.5	*20.0	*103			*12.0	*19.3	*82			*10.0	*17.0
07	*158			*12.0	*18.0	*123			*15.0	*21.0	*87					*54			*9.0	*13.5
08	*154			*12.0	*18.0	*121			*12.8	*19.5	*83			*12.3	*19.5					
09	*152					*119			*15.0	*23.0	*83			*12.3	*20.5	*50			*10.0	*17.0
10	*153			*11.5	*17.0	*118			*15.0	*23.0	*86			*11.0	*20.0	*53			*9.8	*17.0
11	*152			*12.0	*17.3	*116			*16.8	*24.0	*86			*13.5	*22.0	*52				
12	*153			*15.3	*20.5	*119			*17.8	*23.0	*86			*13.8	*20.0	*53			*6.8	*10.5
13	*152			*13.3	*18.5	*111			*14.5	*22.0	*82			*10.5	*18.0	*50			*11.0	*15.0
14	*151			*15.5	*22.0	*116			*13.5	*21.0	*76			*14.0	*19.0	*50			*5.0	*9.0
15	*152			*14.3	*20.3	*119			*15.5	*22.0	*83			*13.0	*17.5	*58				
16	*151			*12.0	*18.5	*121			*16.3	*22.5	*87			*13.5	*22.0	*73			*13.0	*21.0
17	*150			*15.5	*20.8	*120			*14.0	*21.0	*95			*12.8	*20.0	*80			*11.0	*19.3
18	*152			*14.0	*19.0	*122			*13.5	*21.0	*98			*10.5	*19.0	*88			*12.5	*21.0
19	*154			*11.8	*17.3	*123			*11.5	*17.8	*102			*13.0	*19.0	*88			*10.5	*17.8
20	*156			*12.3	*17.3	*124			*13.0	*19.8	*103			*10.5	*19.0	*91			*10.0	*17.0
21	*156			*11.0	*16.0	*128			*12.0	*18.8	*104			*11.8	*19.3	*90			*9.5	*18.0
22	*157			*10.0	*15.0	*128			*12.0	*17.3	*106			*11.0	*19.0	*93			*10.5	*18.0
23	*157			*11.3	*16.5	*129			*15.0	*21.0	*107			*10.5	*18.0	*94			*11.0	*21.0

M.O.	FREQUENCY (Mc)																			
	2.5					5					10					20				
	F <sub>am</sub>	D <sub>u</sub>	D <sub>l</sub>	V <sub>dm</sub>	L <sub>dm</sub>	F <sub>am</sub>	D <sub>u</sub>	D <sub>l</sub>	V <sub>dm</sub>	L <sub>dm</sub>	F <sub>am</sub>	D <sub>u</sub>	D <sub>l</sub>	V <sub>dm</sub>	L <sub>dm</sub>	F <sub>am</sub>	D <sub>u</sub>	D <sub>l</sub>	V <sub>dm</sub>	L <sub>dm</sub>
00	*69					*60					*44					*29				
01	*71					*59					*44					*29				
02	*69					*59					*42					*29				
03	*69					*57					*40					*29				
04	*67					*59					*36					*27				
05	*65					*55					*36					*27				
06	*63					*55					*38					*27				
07	*65					*53					*36					*27				
08	*45					*41					*43					*27				
09	*43					*37					*39					*27				
10	*37					*34					*41					*27				
11	*33					*34					*39					*27				
12	*34					*35					*38					*27				
13	*36					*32					*40					*27				
14	*40					*35					*44					*27				
15	*43					*43					*42					*27				
16	*53					*48					*44					*27				
17	*57					*52					*43					*28				
18	*62					*53					*42					*28				
19	*64					*54					*39					*29				
20	*66					*56					*41					*29				
21	*67					*57					*39					*29				
22	*70					*58					*42					*29				
23	*71					*58					*42					*29				

\* Fewer than 15 days data on power measurements and no computations made for D<sub>u</sub> and D<sub>l</sub>.

\* Fewer than 7 days data on voltage and logarithmic measurements.

F<sub>am</sub> = median value of effective antenna noise in db above ktb.

D<sub>u</sub> = ratio of upper decile to median in db.

D<sub>l</sub> = ratio of median to lower decile in db.

V<sub>dm</sub> = median deviation of average voltage in db below mean power.

L<sub>dm</sub> = median deviation of average logarithm in db below mean power.



# MONTH-HOUR VALUES OF RADIO NOISE

STATION USNS ELTANIN

LAT. 65.0 S

LONG. 165.0 W

AUGUST 1964

TIME M.O. R.H.	FREQUENCY (Mc)																			
	.013					.051					.160					.495				
	F <sub>am</sub>	D <sub>u</sub>	D <sub>l</sub>	V <sub>dm</sub>	L <sub>dm</sub>	F <sub>om</sub>	D <sub>u</sub>	D <sub>l</sub>	V <sub>dm</sub>	L <sub>dm</sub>	F <sub>om</sub>	D <sub>u</sub>	D <sub>l</sub>	V <sub>dm</sub>	L <sub>dm</sub>	F <sub>om</sub>	D <sub>u</sub>	D <sub>l</sub>	V <sub>dm</sub>	L <sub>dm</sub>
00	*154			*10.0	*15.0	*118			*10.5	*16.5	*94			*14.0	*20.0	*77			*12.0	*18.5
01	*154			*11.0	*15.5	*118					*94					*77			*16.0	*22.0
02	*154			*11.0	*16.5	*120			*12.0	*17.0	*94			*13.5	*19.8	*73			*13.8	*21.0
03	*154			*10.5	*15.8	*118			*11.3	*18.0	*90			*10.0	*15.5	*75			*9.5	*17.5
04	*154			*10.5	*16.5	*120			*11.0	*16.5	*92			*10.5	*17.5	*73			*12.0	*19.0
05	*154			*12.5	*17.5	*116			*12.5	*18.8	*84			*11.5	*16.3	*67			*16.0	*21.0
06	*154			*12.0	*18.0	*114			*11.3	*17.0	*86			*11.5	*19.0	*53			*11.0	*15.5
07	*152			*11.0	*17.0	*110			*8.8	*13.8	*74			*5.3	*8.5	*41			*3.8	*6.0
08	*151			*10.0	*15.8	*109			*9.0	*15.0	*74			*5.8	*9.8	*43			*4.8	*8.0
09	*150			*10.5	*15.5	*108			*12.5	*16.5	*68					*46			*14.0	*16.0
10	*150			*10.5	*15.5	*101			*10.8	*15.3	*72			*9.5	*13.0	*42				
11	*150			*10.5	*15.0	*100			*11.0	*15.0	*78			*7.5	*9.5	*51			*3.8	*8.0
12	*148			*9.0	*13.5	*102			*18.5	*22.0	*82			*4.5	*7.5	*49			*6.5	*9.0
13	*149			*10.5	*15.5	*102			*17.8	*23.0	*80			*10.3	*16.0	*51			*4.0	*5.0
14	*146			*12.5	*17.5	*100			*10.0	*14.3	*72					*51			*2.8	*4.3
15	*148			*11.5	*17.0	*104			*9.0	*14.0	*78			*3.0	*6.0	*55			*4.0	*6.5
16	*146			*10.5	*16.5	*112			*8.3	*12.5	*88			*5.0	*10.5	*65			*9.5	*14.0
17	*148			*10.0	*15.5	*110			*5.5	*9.0	*82			*7.3	*11.0	*69			*7.5	*11.5
18	*146			*12.0	*17.0	*112			*7.0	*11.0	*90			*3.5	*11.0	*75			*12.0	*17.0
19	*150			*11.3	*16.5	*114			*6.5	*10.5	*88			*8.5	*14.0	*75			*6.0	*9.5
20	*152			*10.0	*14.8	*118			*8.8	*13.5	*90			*12.0	*18.0	*75			*7.0	*11.0
21	*150			*9.0	*13.0	*116			*10.0	*14.5	*90			*11.5	*16.5	*77			*11.5	*16.5
22	*152			*10.0	*14.5	*116			*10.0	*15.5	*90			*10.8	*16.0	*77			*10.3	*16.3
23	*154			*9.8	*14.5	*118			*9.5	*14.5	*96			*13.5	*20.0	*79			*12.3	*18.8

TIME M.O. R.H.	FREQUENCY (Mc)																			
	2.5					5					10					20				
	F <sub>am</sub>	D <sub>u</sub>	D <sub>l</sub>	V <sub>dm</sub>	L <sub>dm</sub>	F <sub>om</sub>	D <sub>u</sub>	D <sub>l</sub>	V <sub>dm</sub>	L <sub>dm</sub>	F <sub>om</sub>	D <sub>u</sub>	D <sub>l</sub>	V <sub>dm</sub>	L <sub>dm</sub>	F <sub>om</sub>	D <sub>u</sub>	D <sub>l</sub>	V <sub>dm</sub>	L <sub>dm</sub>
00	*57					*52					*38					*26				
01	*55					*50					*36					*26				
02	*55					*48					*34					*26				
03	*53					*46					*34					*26				
04	*53					*48					*33					*24				
05	*54					*46					*32					*24				
06	*51					*44					*34					*24				
07	*43					*40					*36					*24				
08	*31					*40					*34					*24				
09	*35					*36					*34					*24				
10	*35					*35					*38					*24				
11	*31					*32					*40					*24				
12	*33					*30					*38					*24				
13	*37					*44					*42					*26				
14	*37					*54					*42					*26				
15	*42					*64					*42					*28				
16	*49					*66					*44					*27				
17	*51					*56					*44					*26				
18	*55					*56					*42					*27				
19	*61					*56					*36					*26				
20	*61					*54					*36					*26				
21	*57					*54					*38					*26				
22	*57					*54					*38					*26				
23	*59					*54					*38					*26				

\* Fewer than 15 days data on power measurements and no computations made for D<sub>u</sub> and D<sub>l</sub>.

\* Fewer than 7 days data on voltage and logarithmic measurements.

F<sub>am</sub> = median value of effective antenna noise in db above ktb.

D<sub>u</sub> = ratio of upper decile to median in db.

D<sub>l</sub> = ratio of median to lower deciles in db.

V<sub>dm</sub> = median deviation of average voltage in db below mean power.

L<sub>dm</sub> = median deviation of average logarithm in db below mean power.

# MONTH-HOUR VALUES OF RADIO NOISE

STATION USNS ELTANIN

LAT. 65.0 S

LONG. 150.0 W

AUGUST 1964

M.F. H.	FREQUENCY (Mc)																			
	.013					.051					.160					.495				
	F <sub>om</sub>	D <sub>u</sub>	D <sub>l</sub>	V <sub>dm</sub>	L <sub>dm</sub>	F <sub>om</sub>	D <sub>u</sub>	D <sub>l</sub>	V <sub>dm</sub>	L <sub>dm</sub>	F <sub>om</sub>	D <sub>u</sub>	D <sub>l</sub>	V <sub>dm</sub>	L <sub>dm</sub>	F <sub>om</sub>	D <sub>u</sub>	D <sub>l</sub>	V <sub>dm</sub>	L <sub>dm</sub>
00	*148					*116					*88					*77				
01	*148					*116					*88					*75				
02	*148					*116					*88					*71				
03	*150					*116					*88					*73				
04	*148					*114					*86					*67				
05	*148					*114					*86					*66				
06	*150					*112					*84					*57				
07	*150					*108					*74					*49				
08	*148					*108					*70					*45				
09	*146					*104					*63					*49				
10	*146					*100					*68					*45				
11	*146					*92					*65					*48				
12	*146					*91					*79					*45				
13	*144					*90					*62					*45				
14	*144					*93					*68					*47				
15	*142					*98					*68					*52				
16	*142					*102					*74					*61				
17	*140					*108					*84					*69				
18	*142					*112					*86					*75				
19	*144					*114					*90					*77				
20	*144					*114					*88					*77				
21	*148					*114					*90					*77				
22	*148					*116					*88					*77				
23	*146					*118					*90					*79				

M.F. H.	FREQUENCY (Mc)																			
	2.5				5				10				20							
	F <sub>om</sub>	D <sub>u</sub>	D <sub>l</sub>	V <sub>dm</sub>	L <sub>dm</sub>	F <sub>om</sub>	D <sub>u</sub>	D <sub>l</sub>	V <sub>dm</sub>	L <sub>dm</sub>	F <sub>om</sub>	D <sub>u</sub>	D <sub>l</sub>	V <sub>dm</sub>	L <sub>dm</sub>	F <sub>om</sub>	D <sub>u</sub>	D <sub>l</sub>	V <sub>dm</sub>	L <sub>dm</sub>
00	*59			*4.5	*8.5	*50			*4.0	*6.0	*36			*2.0	*3.5	*26			*1.5	*2.8
01	*57			*4.5	*8.0	*50			*5.0	*7.5	*36			*1.8	*3.3	*24			*1.5	*2.8
02	*53			*5.0	*9.3	*48			*3.8	*6.3	*34			*1.0	*2.0	*24			*0.5	*2.0
03	*51			*6.8	*9.3	*46			*5.5	*8.0	*34			*1.0	*2.0	*24			*0.8	*2.0
04	*49			*7.0	*11.0	*46			*5.5	*9.0	*34			*0.5	*2.5	*26			*1.0	*2.0
05	*51			*5.3	*10.0	*46			*3.8	*5.8	*32			*1.0	*2.5	*25			*1.0	*2.0
06	*51			*7.0	*10.8	*44			*3.3	*5.3	*32			*1.0	*2.5	*24			*1.0	*2.0
07	*47			*5.5	*10.0	*44			*4.5	*8.0	*32			*1.5	*3.0	*24			*1.0	*2.5
08	*39			*9.0	*13.5	*38			*4.0	*6.5	*35			*2.0	*4.0	*24			*1.5	*2.5
09	*36			*11.3	*13.0	*35			*3.0	*4.5	*36			*2.5	*3.8	*25			*1.5	*3.0
10	*33			*8.5	*11.0	*34			*4.5	*6.5	*36			*5.0	*6.5	*24			*1.5	*2.5
11	*35			*5.0	*8.3	*33			*5.0	*8.0	*48			*2.5	*5.5	*24			*1.3	*2.5
12	*31			*9.0	*10.8	*31			*5.3	*7.0	*48			*2.5	*5.3	*24			*1.3	*2.5
13	*32			*7.0	*9.5	*32			*5.5	*7.0	*52			*2.3	*4.8	*24			*1.3	*2.5
14	*33					*36			*2.5	*4.5	*54			*2.5	*5.5	*26			*2.5	*3.3
15	*41			*7.5	*11.5	*54			*3.0	*5.5	*48			*2.0	*4.0	*26			*2.5	*4.0
16	*43			*6.5	*10.0	*66			*2.5	*6.0	*42			*3.0	*5.8	*26			*1.3	*2.5
17	*49			*3.5	*6.5	*68			*1.5	*3.5	*40			*2.0	*3.5	*24			*1.0	*2.0
18	*55			*3.8	*7.0	*54			*2.5	*5.0	*40			*2.0	*4.5	*24			*1.0	*2.3
19	*55			*3.3	*5.8	*52			*3.5	*6.5	*43			*1.3	*3.0	*26			*1.3	*2.5
20	*57			*3.8	*7.8	*52			*3.8	*6.5	*36			*2.0	*3.3	*26			*1.0	*2.3
21	*59			*4.0	*7.0	*52			*4.0	*7.0	*36			*1.5	*2.8	*26			*1.0	*2.0
22	*61			*5.0	*8.5	*52			*4.5	*7.0	*36			*1.8	*3.0	*24			*1.5	*3.0
23	*61			*3.0	*6.5	*52			*3.8	*6.3	*36			*1.0	*2.0	*24			*1.0	*2.3

 \* Fewer than 15 days data on power measurements and no computations made for D<sub>u</sub> and D<sub>l</sub>.

\* Fewer than 7 days data on voltage and logarithmic measurements.

 F<sub>om</sub> = median value of effective antenna noise in db above ktb.

 D<sub>u</sub> = ratio of upper decile to median in db.

 D<sub>l</sub> = ratio of median to lower decile in db.

 V<sub>dm</sub> = median deviation of average voltage in db below mean power.

 L<sub>dm</sub> = median deviation of average logarithm in db below mean power.

# MONTH-HOUR VALUES OF RADIO NOISE

STATION USNS ELTANIN

LAT. 65.0 S

LONG. 135.0 W

AUGUST 1964

M.T.	H.R.	FREQUENCY (Mc)																			
		.013					.051					.160					.495				
		F <sub>am</sub>	D <sub>u</sub>	D <sub>l</sub>	V <sub>dm</sub>	L <sub>dm</sub>	F <sub>am</sub>	D <sub>u</sub>	D <sub>l</sub>	V <sub>dm</sub>	L <sub>dm</sub>	F <sub>am</sub>	D <sub>u</sub>	D <sub>l</sub>	V <sub>dm</sub>	L <sub>dm</sub>	F <sub>am</sub>	D <sub>u</sub>	D <sub>l</sub>	V <sub>dm</sub>	L <sub>dm</sub>
00		*152				*118					*94					*77					
01		*152				*120					*96					*79					
02		*154				*120					*96					*79					
03		*154				*122					*94					*75					
04		*154				*120					*96					*72					
05		*154				*122					*94					*69					
06		*154				*118					*91					*64					
07		*152				*116					*84					*51					
08		*152				*112					*72					*44					
09		*148				*106					*63					*45					
10		*149				*103					*64					*46					
11		*151				*94					*68					*55					
12		*151				*97					*74					*49					
13		*150				*95					*70					*50					
14		*148				*98					*78					*49					
15		*148				*108					*84					*63					
16		*146				*106					*78					*67					
17		*146				*112					*82					*69					
18		*146				*114					*92					*75					
19		*148				*116					*88					*79					
20		*148				*116					*88					*81					
21		*151				*118					*92					*79					
22		*152				*118					*92					*81					
23		*154				*118					*94					*79					

M.T.	H.R.	FREQUENCY (Mc)																				
		2.5				5				10				20								
		F <sub>am</sub>	D <sub>u</sub>	D <sub>l</sub>	V <sub>dm</sub>	L <sub>dm</sub>	F <sub>om</sub>	D <sub>u</sub>	D <sub>l</sub>	V <sub>dm</sub>	L <sub>dm</sub>	F <sub>am</sub>	D <sub>u</sub>	D <sub>l</sub>	V <sub>dm</sub>	L <sub>dm</sub>	F <sub>am</sub>	D <sub>u</sub>	D <sub>l</sub>	V <sub>dm</sub>	L <sub>dm</sub>	
00		*59			*3.5	*6.5	*56				*3.0	*6.0	*34			*2.0	*4.0	*26			*1.5	*2.8
01		*59			*3.3	*6.3	*56				*3.3	*6.3	*34			*1.0	*2.5	*26			*1.0	*2.5
02		*59			*4.0	*7.0	*52				*4.0	*7.5	*32			*1.5	*3.0	*26			*1.5	*3.0
03		*59			*5.0	*8.8	*50				*5.5	*8.5	*32			*1.5	*3.5	*24			*1.3	*2.5
04		*61			*5.5	*9.5	*44				*4.8	*7.3	*32			*1.3	*2.8	*24			*1.0	*2.0
05		*59			*6.5	*11.5	*45				*4.5	*8.8	*32			*1.3	*2.8	*24			*0.5	*2.5
06		*59			*6.5	*11.0	*44				*4.3	*8.3	*34					*24			*1.0	*2.0
07		*53			*4.0	0.0	*44				*4.0	*6.5	*36			*5.8	*9.3	*24			*1.0	*2.5
08		*39			*6.5	*8.5	*43				*5.5	*9.0	*36			*4.0	*6.0	*24			*1.5	*3.0
09		*30					*32				*6.5	*8.0	*40			*5.8	*8.0	*24			*1.5	*3.0
10		*28			*7.0	*8.5	*31				*5.8	*7.3	*33			*4.5	*6.0	*23			*1.5	*3.0
11		*29			*6.0	*7.0	*32				*5.5	*7.0	*32					*23			*1.5	*3.0
12		*31			*7.8	*9.8	*32				*5.5	*7.3	*34			*1.5	*3.0	*24			*1.5	*3.0
13		*31			*5.0	*7.3	*33				*4.5	*6.5	*38			*2.0	*3.8	*24			*1.5	*2.5
14		*31			*5.3	*7.3	*34				*4.0	*6.0	*41			*2.5	*5.3	*24			*1.0	*2.5
15		*35			*6.0	*8.5	*50				*2.0	*4.8	*40			*1.8	*3.8	*25			*1.0	*2.5
16		*51			*2.8	*6.3	*58				*1.0	*2.5	*39			*2.5	*4.8	*26			*2.0	*4.0
17		*51			*4.0	*6.5	*62				*1.5	*4.0	*40			*2.0	*4.5	*26			*3.0	*4.8
18		*57			*2.8	*5.3	*58				*5.0	*8.5	*44			*2.5	*4.5	*24			*1.5	*2.5
19		*61			*2.5	*5.0	*54				*2.5	*6.0	*38			*2.0	*4.0	*26			*1.3	*2.8
20		*59			*2.8	*5.3	*56				*2.5	*5.0	*35			*3.5	*5.5	*26			*1.5	*3.0
21		*63			*3.5	*6.5	*56				*3.5	*7.0	*36			*2.0	*3.5	*26			*1.5	*2.5
22		*63			*3.5	*6.5	*56				*3.3	*6.3	*34			*2.0	*3.5	*24			*1.8	*3.3
23		*59			*3.5	*6.0	*56				*3.0	*6.0	*34			*1.5	*2.5	*26			*2.0	*3.5

\* Fewer than 15 days data on power measurements and no computations made for D<sub>u</sub> and D<sub>l</sub>.

\* Fewer than 7 days data on voltage and logarithmic measurements.

F<sub>am</sub> = median value of effective antenna noise in db above ktb.

D<sub>u</sub> = ratio of upper decile to median in db.

D<sub>l</sub> = ratio of median to lower decile in db.

V<sub>dm</sub> = median deviation of average voltage in db below mean power.

L<sub>dm</sub> = median deviation of average logarithm in db below mean power.

# MONTH-HOUR VALUES OF RADIO NOISE

STATION USNS ELTANIN

LAT. 55.0 S

LONG. 165.0 W

AUGUST 1964

H.R. L.S.T.	FREQUENCY (Mc)																			
	.013					.051					.160					.495				
	F <sub>om</sub>	D <sub>u</sub>	D <sub>l</sub>	V <sub>dm</sub>	L <sub>dm</sub>	F <sub>om</sub>	D <sub>u</sub>	D <sub>l</sub>	V <sub>dm</sub>	L <sub>dm</sub>	F <sub>om</sub>	D <sub>u</sub>	D <sub>l</sub>	V <sub>dm</sub>	L <sub>dm</sub>	F <sub>om</sub>	D <sub>u</sub>	D <sub>l</sub>	V <sub>dm</sub>	L <sub>dm</sub>
00	*154			*10.0	*15.3	*123			*11.5	*16.5	*95			*11.5	*19.0	*80			*12.0	*20.0
01	*155			*10.5	*15.5	*123			*12.5	*18.0	*96			*13.8	*20.5	*77			*12.3	*19.8
02	*156			*9.0	*14.0	*125			*12.5	*17.5	*97			*14.0	*21.0	*75			*11.3	*18.3
03	*154			*10.5	*16.5	*124			*12.0	*17.5	*96			*14.5	*22.0	*75			*13.3	*20.5
04	*154			*11.0	*16.8	*123			*12.0	*17.3	*95			*11.5	*18.3	*75			*11.0	*20.0
05	*154			*12.0	*18.0	*123					*92			*12.5	*20.0	*71			*13.5	*22.0
06	*154			*11.5	*18.0	*122			*11.5	*17.0	*90			*11.3	*18.5	*65			*11.8	*20.0
07	*153			*11.5	*17.5	*113					*76			*11.0	*18.0	*46			*4.5	*6.5
08	*151			*12.0	*17.0	*110			*12.0	*17.5	*66			*8.0	*10.5	*41			*4.5	*6.0
09	*148			*11.5	*15.8	*106			*15.0	*20.0	*66			*7.5	*11.5	*41				
10	*148			*9.0	*14.0	*104			*13.5	*17.5	*65					*41			*6.0	*7.5
11	*148			*10.0	*15.0	*100			*12.0	*15.0	*76			*8.5	*10.5	*59			*4.3	*8.3
12	*148			*9.0	*14.0	*102			*16.3	*21.5	*82			*3.0	*6.5	*49			*2.0	*3.0
13	*148			*9.5	*17.5	*102			*16.5	*21.5	*65			*7.5	*10.0	*45			*3.3	*4.8
14	*147			*12.8	*17.5	*102			*17.0	*21.0	*67			*5.0	*7.5	*49			*4.0	*6.0
15	*146			*13.5	*19.5	*104			*14.0	*19.3	*74			*4.0	*7.0	*58			*5.0	*8.5
16	*146			*13.0	*18.3	*108			*8.5	*13.0	*82			*2.8	*6.0	*68			*3.5	*7.0
17	*147			*14.0	*19.0	*113			*8.5	*12.3	*88			*4.8	*8.5	*73			*4.3	*7.5
18	*148			*13.0	*18.5	*118			*7.5	*11.5	*88			*8.0	*11.0	*73			*8.0	*11.5
19	*150			*13.0	*18.3	*119			*8.5	*12.5	*91			*7.5	*13.0	*77			*7.3	*10.5
20	*150			*13.0	*18.5	*120			*9.5	*14.0	*92			*11.0	*15.5	*79			*8.5	*12.5
21	*152			*12.0	*17.0	*122			*10.0	*14.0	*96			*11.0	*17.0	*79			*8.5	*13.0
22	*152			*10.5	*15.5	*122			*9.5	*14.0	*93			*10.8	*17.3	*79			*6.0	*9.5
23	*154			*8.5	*13.5	*122			*11.3	*16.5	*95			*12.5	*18.5	*80			*8.5	*13.0

H.R. L.S.T.	FREQUENCY (Mc)																			
	2.5					5					10					20				
	F <sub>om</sub>	D <sub>u</sub>	D <sub>l</sub>	V <sub>dm</sub>	L <sub>dm</sub>	F <sub>om</sub>	D <sub>u</sub>	D <sub>l</sub>	V <sub>dm</sub>	L <sub>dm</sub>	F <sub>om</sub>	D <sub>u</sub>	D <sub>l</sub>	V <sub>dm</sub>	L <sub>dm</sub>	F <sub>om</sub>	D <sub>u</sub>	D <sub>l</sub>	V <sub>dm</sub>	L <sub>dm</sub>
00	*57			*7.5	*11.5	*54			*3.5	*6.5	*40			*1.8	*3.3	*26			*0.5	*2.0
01	*56			*6.0	*11.3	*51			*4.5	*6.5	*39			*1.8	*3.5	*25			*1.0	*2.5
02	*55			*7.0	*11.0	*51			*5.0	*8.0	*35			*1.8	*3.3	*24			*1.0	*2.5
03	*53			*8.3	*13.0	*50			*4.5	*7.0	*34			*1.3	*2.5	*25			*1.0	*2.5
04	*55			*7.0	*11.5	*49					*34			*1.5	*3.0	*24			*1.0	*2.5
05	*53					*50			*5.3	*8.0	*34			*2.0	*3.5	*24			*1.0	*2.3
06	*49			*4.8	*8.0	*48			*6.0	*9.0	*37			*1.0	*2.5	*24			*1.0	*2.0
07	*46			*6.0	*9.0	*46			*4.5	*7.3	*37			*2.5	*4.0	*24			*1.0	*2.5
08	*29			*5.0	*7.5	*36			*3.0	*5.0	*34			*4.3	*6.0	*24			*1.3	*2.8
09	*27			*6.0	*8.0	*32					*32			*1.8	*3.0	*24			*1.3	*2.5
10	*31			*3.5	*5.5	*28			*8.5	*10.5	*30			*2.0	*3.5	*24			*1.0	*2.5
11	*29			*2.5	*5.3	*30			*6.8	*8.5	*32			*1.8	*3.3	*24			*1.0	*2.5
12	*27					*30			*8.3	*9.8	*34			*2.0	*3.5	*24			*1.5	*2.5
13	*34					*30			*6.5	*9.5	*37			*2.0	*4.0	*26				
14	*35			*8.0	*12.0	*35			*4.3	*6.5	*38			*4.0	*6.3	*27			*4.5	*7.0
15	*41			*3.0	*5.5	*50			*1.5	*3.0	*40			*3.0	*4.8	*26			*5.0	*7.0
16	*45			*5.0	*8.8	*50			*3.3	*6.8	*38			*3.8	*6.8	*26			*2.0	*3.5
17	*51			*4.0	*7.0	*48			*4.0	*6.5	*40					*26			*1.5	*3.0
18	*55			*3.0	*6.0	*50			*3.0	*6.5	*44					*26			*1.0	*2.5
19	*55			*3.0	*6.0	*52			*4.8	*8.0	*42			*3.5	*4.5	*26			*1.5	*3.0
20	*56			*3.5	*6.5	*54			*4.0	*7.0	*40			*8.5	*4.0	*26			*1.3	*2.8
21	*57			*4.0	*7.0	*54			*4.5	*7.0	*39			*2.0	*4.0	*26			*1.0	*2.5
22	*59			*6.5	*9.0	*54			*4.5	*7.5	*41			*1.8	*3.3	*26			*1.5	*3.0
23	*57			*5.5	*9.0	*55			*4.0	*6.8	*41			*1.5	*3.5	*25			*2.0	*3.5

\* Fewer than 15 days data on power measurements and no computations made for D<sub>u</sub> and D<sub>l</sub>.

\* Fewer than 7 days data on volage and logarithmic measurements.

F<sub>om</sub> = median value of effective onfenna noise in db above ktb.

D<sub>u</sub> = ratio of upper decile to median in db.

D<sub>l</sub> = ratio of median to lower decile in db.

V<sub>dm</sub> = median deviation of overage volage in db below mean power.

L<sub>dm</sub> = median deviation of average logarithm in db below mean power.

# MONTH-HOUR VALUES OF RADIO NOISE

STATION USNS ELTANIN

LAT. 55.0 S

LONG. 120.0 W

AUGUST 1964

M.O.	FREQUENCY (Mc)																			
	.013					.051					.160					.495				
	F <sub>am</sub>	D <sub>u</sub>	D <sub>l</sub>	V <sub>dm</sub>	L <sub>dm</sub>	F <sub>am</sub>	D <sub>u</sub>	D <sub>l</sub>	V <sub>dm</sub>	L <sub>dm</sub>	F <sub>am</sub>	D <sub>u</sub>	D <sub>l</sub>	V <sub>dm</sub>	L <sub>dm</sub>	F <sub>am</sub>	D <sub>u</sub>	D <sub>l</sub>	V <sub>dm</sub>	L <sub>dm</sub>
00	*150					*120					*100					*85				
01	*152					*120					*100					*83				
02	*154					*118					*100					*81				
03	*154					*118					*94					*77				
04	*154					*118					*94					*73				
05	*154					*116					*92					*71				
06	*154					*116					*92					*67				
07	*154					*115					*83					*57				
08	*150					*108					*78					*47				
09	*148					*106					*72					*49				
10	*150					*98					*68					*45				
11	*150					*102					*74					*57				
12	*150					*99					*78					*53				
13	*150					*98					*80					*57				
14	*149					*102					*76					*58				
15	*148					*106					*75					*62				
16	*149					*110					*82					*68				
17	*147					*110					*86					*73				
18	*144					*115					*88					*78				
19	*147					*117					*93					*83				
20	*149					*119					*95					*85				
21	*148					*119					*98					*85				
22	*150					*120					*99					*86				
23	*151					*122					*100					*85				

M.O.	FREQUENCY (Mc)																			
	2.5				5				10				20							
	F <sub>om</sub>	D <sub>u</sub>	D <sub>l</sub>	V <sub>dm</sub>	L <sub>dm</sub>	F <sub>om</sub>	D <sub>u</sub>	D <sub>l</sub>	V <sub>dm</sub>	L <sub>dm</sub>	F <sub>om</sub>	D <sub>u</sub>	D <sub>l</sub>	V <sub>dm</sub>	L <sub>dm</sub>	F <sub>om</sub>	D <sub>u</sub>	D <sub>l</sub>	V <sub>dm</sub>	L <sub>dm</sub>
00	*63			*4.5	*7.5	*58			*3.0	*6.0	*52			*1.0	*3.0	*26			*1.0	*2.5
01	*61			*4.5	*7.5	*58			*3.5	*6.5	*50			*1.8	*3.5	*26			*1.0	*2.5
02	*59			*3.0	*5.5	*56			*5.0	*8.0	*44			*4.0	*7.5	*26			*1.3	*2.8
03	*55			*4.8	*8.0	*54			*5.0	*8.5	*40					*24			*1.5	*3.0
04	*55			*5.0	*9.3	*52			*6.3	*10.0	*44			*2.0	*3.5	*24			*1.0	*2.0
05	*53			*6.5	*12.5	*50			*5.3	*8.3	*34			*2.0	*3.5	*24			*1.0	*3.0
06	*51			*5.0	*7.8	*48			*5.5	*8.5	*32			*1.5	*3.0	*24			*0.8	*2.3
07	*47			*6.0	*9.5	*53			*5.3	*8.5	*36			*1.8	*3.3	*26			*1.8	*3.3
08	*38			*7.0	*10.5	*42			*6.0	*9.5	*36			*2.0	*3.5	*24			*1.5	*3.0
09	*37			*8.0	*10.3	*36					*36			*3.5	*5.5	*25			*1.5	*3.0
10	*34					*35					*36					*24			*0.5	*2.0
11	*31					*27					*38			*2.3	*4.3	*24			*1.5	*2.8
12	*30			*8.5	*10.0	*34			*9.0	*11.0	*36			*3.3	*4.0	*24			*1.5	*2.5
13	*37					*38			*3.5	*7.0	*40			*3.5	*6.0	*25			*1.3	*2.5
14	*34					*38			*4.0	*6.5	*42			*3.0	*6.0	*26			*1.5	*2.8
15	*43			*5.5	*9.0	*45					*42					*24			*1.0	*2.5
16	*50			*4.5	*8.0	*55			*2.8	*5.5	*44			*3.5	*7.5	*25			*2.5	*3.5
17	*54			*4.0	*7.5	*63			*2.8	*5.8	*41			*4.3	*7.0	*25			*2.0	*3.0
18	*56			*3.0	*6.0	*63			*1.5	*3.0	*38			*3.5	*6.0	*26			*1.5	*3.0
19	*62			*3.0	*5.5	*60			*4.0	*7.0	*38			*3.5	*5.8	*26			*1.5	*2.8
20	*65			*3.5	*6.5	*60			*3.5	*6.5	*36			*2.5	*4.5	*25			*1.0	*2.0
21	*64			*2.8	*5.5	*60			*2.5	*4.5	*36			*1.3	*2.8	*26			*1.5	*3.0
22	*67			*3.8	*6.5	*61			*2.5	*5.0	*41			*2.0	*3.8	*26			*2.3	*4.8
23	*65			*3.0	*5.5	*60			*3.0	*5.5	*44			*2.0	*4.0	*28			*1.5	*3.5

 \* Fewer than 15 days data on power measurements and no computations made for D<sub>u</sub> and D<sub>l</sub>.

\* Fewer than 7 days data on voltage and logarithmic measurements.

 F<sub>am</sub> = median value of effective antenna noise in db above ktb.

 D<sub>u</sub> = ratio of upper decile to median in db.

 D<sub>l</sub> = ratio of median to lower decile in db.

 V<sub>dm</sub> = median deviation of average voltage in db below mean power.

 L<sub>dm</sub> = median deviation of average logarithm in db below mean power.

# MONTH-HOUR VALUES OF RADIO NOISE

STATION ENKOPING, SWEDEN

LAT. 59.5 N

LONG. 17.3 E

JUNE

1964

H. R. L. M. T.	FREQUENCY (Mc)																			
	.013					.051					.160					.495				
	F <sub>am</sub>	D <sub>u</sub>	D <sub>l</sub>	V <sub>dm</sub>	L <sub>dm</sub>	F <sub>am</sub>	D <sub>u</sub>	D <sub>l</sub>	V <sub>dm</sub>	L <sub>dm</sub>	F <sub>am</sub>	D <sub>u</sub>	D <sub>l</sub>	V <sub>dm</sub>	L <sub>dm</sub>	F <sub>am</sub>	D <sub>u</sub>	D <sub>l</sub>	V <sub>dm</sub>	L <sub>dm</sub>
00	157	4.0	4.0	10.5	16.8	131	5.6	6.1	12.3	18.5	106	6.6	5.9	9.5	16.0	85	7.1	9.1	10.0	17.5
01	156	5.0	3.0	11.0	16.5	129	5.7	4.0	13.8	20.0	106	8.3	2.3	8.8	13.5	80	8.0	7.9	9.5	15.0
02	155	2.1	2.0	9.8	15.3	124	8.0	3.1	14.0	20.0	98	15.8	4.1	* 9.5	*15.0	65	19.6	7.0	*12.5	*19.5
03	155	2.0	2.0	10.5	16.5	123	5.7	4.1	13.3	20.0	88	20.0	9.3	*12.8	*18.8	54	26.0	4.0	* 2.3	* 4.0
04	153	3.6	2.0	11.0	16.5	123	7.9	8.2	14.0	21.3	84	21.6	11.9	*13.5	*18.0	56	22.8	4.0	* 4.8	* 7.5
05	153	4.0	2.1	12.0	18.5	119	9.6	6.1	15.0	22.0	82	21.4	8.0	*11.5	*17.0	56	20.5	6.0	* 3.0	* 5.0
06	153	2.0	3.7	13.3	19.8	120	9.9	8.6	14.8	22.8	80	26.3	6.0	6.5	11.0	56	22.2	5.9	2.8	5.8
07	153	3.6	4.0	13.3	20.0	120	9.3	7.2	15.0	22.3	82	19.4	8.0	* 6.8	*10.5	54	21.4	2.0	* 5.0	* 7.5
08	153	4.0	2.1	12.5	18.5	119	8.4	6.0	14.5	22.0	81	23.4	7.5	12.0	18.0	56	16.7	3.9	* 8.3	*11.5
09	155	2.0	4.0	12.3	18.0	121	7.4	4.7	*13.8	*21.0	80	17.5	3.5	*12.0	*16.5	56	12.0	2.3		
10	155	2.0	2.0	*11.3	*17.0	123	4.9	2.0	12.5	19.5	85	17.9	7.0	*12.0	*19.0	56	19.7	3.6	* 8.0	*12.5
11	157	4.0	2.0	11.0	16.5	127	4.0	4.0	10.3	16.5	90	11.5	9.5	9.5	15.0	56	19.8	4.1	* 6.3	* 9.5
12	159	3.3	3.3	9.5	16.0	128	3.9	3.9	9.0	15.0	90	13.1	7.1	9.5	15.0	59	18.1	7.0	8.5	16.0
13	161	3.1	3.1	9.0	15.5	129	4.7	4.0	8.0	14.5	93	15.9	7.0	* 8.8	*14.0	62	23.3	8.0	* 7.0	*12.0
14	161	4.0	2.0	9.3	14.8	130	5.0	3.0	8.3	13.0	95	16.4	9.0	7.8	12.0	64	23.0	10.5	* 7.0	*12.5
15	161	4.0	2.0	9.0	15.0	129	8.1	2.0	8.0	14.0	96	16.3	10.1	8.0	13.8	64	23.9	11.9	* 7.5	*14.3
16	161	4.0	2.1	8.5	13.5	129	9.7	2.0	8.5	14.0	96	19.9	12.2	8.0	13.5	60	28.0	6.0	* 6.8	*12.5
17	161	4.0	4.0	9.0	14.5	129	8.1	4.1	9.0	14.8	94	20.1	9.7	7.0	12.5	65	21.6	9.2	4.5	10.5
18	159	5.6	3.6	9.3	14.8	127	9.7	2.0	9.5	16.0	95	17.2	11.1	9.0	15.0	62	22.2	7.7	5.0	11.0
19	159	4.0	4.0	9.5	15.0	129	7.7	6.0	11.0	18.0	94	19.9	10.1	9.3	15.5	63	21.5	7.5	5.8	9.8
20	157	4.1	3.7	9.5	14.5	125	10.0	5.7	10.5	17.0	96	16.1	8.1	8.5	14.0	68	14.5	7.9	5.3	9.3
21	157	2.1	4.0	9.0	14.0	127	7.5	6.1	9.8	15.8	102	8.4	7.9	7.5	12.5	76	10.5	9.9	6.3	11.8
22	157	3.6	3.6	9.5	14.5	131	5.7	6.1	11.0	17.5	106	6.4	4.1	7.8	13.3	82	11.6	9.9	7.0	12.0
23	158	2.7	6.6	11.0	16.0	131	5.7	6.1	11.5	16.8	108	9.0	6.0	8.0	13.5	84	13.3	11.4	* 9.0	*15.5

H. R. L. M. T.	FREQUENCY (Mc)																			
	2.5					5					10					20				
	F <sub>am</sub>	D <sub>u</sub>	D <sub>l</sub>	V <sub>dm</sub>	L <sub>dm</sub>	F <sub>am</sub>	D <sub>u</sub>	D <sub>l</sub>	V <sub>dm</sub>	L <sub>dm</sub>	F <sub>am</sub>	D <sub>u</sub>	D <sub>l</sub>	V <sub>dm</sub>	L <sub>dm</sub>	F <sub>am</sub>	D <sub>u</sub>	D <sub>l</sub>	V <sub>dm</sub>	L <sub>dm</sub>
00	65	6.0	6.1	5.0	10.0	60	5.7	5.7	5.0	10.0	44	8.5	8.3	4.0	7.0	19	2.0	2.0	1.0	2.5
01	66	3.2	7.4	* 5.0	*10.5	58	5.7	5.7	5.3	9.0	42	6.3	8.3	3.0	5.0	19	1.7	2.0	1.0	2.5
02	62	5.2	5.1	6.8	11.5	57	4.9	5.0	4.5	8.0	40	6.1	5.9	3.0	5.0	19	2.0	2.0	1.0	2.5
03	53	8.3	8.3	7.0	11.5	54	4.0	5.6	5.5	9.0	38	8.0	4.0	3.5	5.5	19	0.1	2.0	1.0	2.5
04	43	9.3	7.3	* 6.8	*11.0	48	4.0	2.5	5.0	8.3	40	6.0	4.0	* 4.5	* 7.3	19	1.6	2.1	1.0	2.5
05	37	11.0	7.9	* 7.3	*11.5	42	12.0	6.0	6.8	11.0	39	3.5	3.5	* 3.5	* 5.8	19	1.6	2.0	1.5	3.0
06	37	12.2	7.9	* 9.0	*14.5	39	11.0	6.8	7.5	10.5	38	3.1	2.0	* 5.5	* 8.0	19	4.0	3.7	1.5	3.0
07	* 40			* 9.0	*13.5	36	14.0	6.0	* 5.3	* 9.3	* 36			* 6.3	* 8.8	19	2.3	4.0	2.0	3.5
08	37	9.8	8.0	* 7.0	*11.8	34	16.5	6.5	*11.3	*14.8	35	5.5	3.5	5.0	8.5	19	4.3	2.3	2.0	3.5
09	* 37	7.0	7.5	* 4.0	* 8.0	38	12.0	5.9	* 7.5	*11.0	* 34			* 5.0	* 8.0	17	4.0	1.7	2.0	3.5
10	* 35			* 4.0	* 7.5	36	15.2	8.0	* 7.0	*10.0	35	7.0	3.0	* 5.0	* 7.5	19	3.5	3.5	2.0	3.8
11	* 33			* 3.5	* 6.8	36	14.0	8.6	* 5.5	* 9.0	36	11.6	4.0	* 4.5	* 7.5	19	6.1	2.1	* 2.3	* 4.3
12	31	17.1	2.0	* 3.0	* 5.0	34	15.4	6.0	* 6.3	* 9.8	36	6.2	4.0	* 4.0	* 7.5	19	4.9	2.0	2.0	4.0
13	33	12.6	4.0	* 2.0	* 4.5	36	8.0	7.3	* 5.8	* 9.3	* 42			* 1.5	* 4.0	19	3.1	2.0	1.5	3.5
14	32	9.8	3.2	* 5.3	* 7.8	42	10.0	11.1	* 4.5	* 8.0	42	7.8	3.6	* 5.0	* 8.5	19	4.3	2.3	1.5	3.5
15	35	15.8	4.2	* 3.3	* 7.5	46	6.0	10.7	6.0	10.3	42	4.2	3.9	3.5	6.5	19	8.5	4.0	1.8	3.5
16	43	6.3	8.0	* 7.3	*12.3	48	6.5	10.0	5.0	9.0	44	4.7	2.0	3.0	6.5	21	8.0	4.0	1.8	3.8
17	40	11.1	8.7	* 4.0	* 9.5	46	12.0	8.0	5.0	11.0	44	6.3	2.3	3.8	6.3	21	6.0	2.0	2.5	4.0
18	43	14.6	6.3	3.5	6.5	48	12.0	3.9	4.5	9.0	46	4.2	2.0	4.0	7.0	21	4.7	2.7	3.0	4.5
19	49	9.4	10.7	* 6.0	* 9.5	52	10.0	4.0	4.3	8.0	50	2.0	4.0	5.5	8.5	21	6.0	2.0	2.5	4.0
20	53	10.0	9.1	* 2.8	* 6.5	58	6.5	6.0	* 4.3	* 7.5	46	4.0	2.0	4.5	8.0	21	4.2	2.0	2.5	4.0
21	61	4.9	6.9	* 4.3	* 8.5	60	6.0	4.0	5.0	9.0	48	2.0	5.7	4.3	8.0	19	4.1	2.0	1.3	2.8
22	67	4.0	8.3	* 4.0	* 8.0	62	3.9	5.9	5.5	9.8	46	4.0	4.5	5.0	8.0	19	4.0	2.0	1.5	3.3
23	67	4.1	8.0	5.3	10.0	60	4.1	4.1	6.0	10.0	44	6.1	6.0	3.0	5.5	19	2.0	2.0	1.0	2.5

 \* Fewer than 15 days data on power measurements and no computations made for D<sub>u</sub> and D<sub>l</sub>.

\* Fewer than 7 days data on voltage and logarithmic measurements.

 F<sub>am</sub> = median value of effective antenna noise in db above ktb.

 D<sub>u</sub> = ratio of upper decile to median in db.

 D<sub>l</sub> = ratio of median to lower decile in db.

 V<sub>dm</sub> = median deviation of average voltage in db below mean power.

 L<sub>dm</sub> = median deviation of average logarithm in db below mean power.

# MONTH-HOUR VALUES OF RADIO NOISE

STATION ENKOPING, SWEDEN

LAT. 59.5 N

LONG. 17.3 E

JULY

1964

M.	H.	R.	FREQUENCY (Mc)																			
			.013					.051					.160					.495				
			F <sub>om</sub>	D <sub>u</sub>	D <sub>l</sub>	V <sub>dm</sub>	L <sub>dm</sub>	F <sub>om</sub>	D <sub>u</sub>	D <sub>l</sub>	V <sub>dm</sub>	L <sub>dm</sub>	F <sub>om</sub>	D <sub>u</sub>	D <sub>l</sub>	V <sub>dm</sub>	L <sub>dm</sub>	F <sub>om</sub>	D <sub>u</sub>	D <sub>l</sub>	V <sub>dm</sub>	L <sub>dm</sub>
00	153	6.5	2.0	10.0	15.0	126	8.5	6.0	10.5	16.0	107	5.5	7.5	8.5	13.5	79	14.0	7.0	9.0	14.0		
01	155	4.0	4.0	11.0	16.5	126	8.5	6.5	12.5	18.3	107	5.1	5.0	* 7.0	* 10.5	77	13.4	10.0	* 5.8	* 8.5		
02	155	3.0	4.0	10.5	15.5	126	4.7	6.7	12.5	18.0	* 104			* 7.5	* 11.0	69	10.3	11.9	* 7.3	* 11.5		
03	155	2.0	4.0	11.5	18.5	122	8.0	5.3	14.0	19.5	* 94			* 11.8	* 15.8	57	15.5	6.0	* 10.0	* 14.0		
04	153	4.0	3.1	12.0	18.5	122	5.3	9.3	15.5	22.5	83	21.3	10.7	* 12.8	* 17.3	59	14.8	6.0	* 8.0	* 11.0		
05	151	5.3	2.0	12.3	19.0	120	7.5	7.5	16.0	23.0	84	18.8	8.4	* 13.5	* 18.0	* 55						
06	151	5.3	2.0	13.5	20.0	118	8.4	5.9	* 16.5	* 23.5	80	19.5	5.5	* 10.3	* 14.5	55	10.9	2.0	* 5.5	* 8.5		
07	151	4.0	2.0	12.5	19.0	120	4.0	8.0	* 15.5	* 22.5	80	12.3	6.0	* 7.5	* 11.0	57	4.1	4.0	* 4.5	* 7.5		
08	153	1.6	3.6	* 12.0	* 18.3	* 120			* 13.5	* 21.0	* 80			* 10.5	* 13.0	* 59			* 5.0	* 7.0		
09	155	3.7	4.1	* 12.0	* 18.3	123	5.2	7.3	12.0	18.5	82	11.1	8.0	* 10.0	* 13.5	* 59			* 7.3	* 9.5		
10	* 157			* 11.5	* 18.0	126	4.4	8.4	11.0	17.5	92	6.8	16.0	* 9.5	* 14.0	* 59			* 8.8	* 13.3		
11	157	4.0	4.6	* 10.5	* 16.8	128	4.0	7.9	* 9.0	* 14.8	88	14.3	8.3	* 7.5	* 12.5	* 57			* 3.5	* 5.0		
12	159	4.0	6.1	* 9.0	* 15.3	128	7.6	2.1	8.0	13.0	94	9.1	10.6	* 7.0	* 12.5	61	14.6	6.1	* 7.8	* 11.5		
13	159	4.2	0.4	* 9.3	* 15.0	130	4.1	2.1	7.0	11.5	98	8.4	12.3	* 8.0	* 13.0	61	11.5	8.0	6.5	10.5		
14	161	4.0	2.0	8.0	14.0	130	4.0	2.0	7.5	12.5	96	7.7	12.9	8.0	12.5	63	10.0	9.5	* 5.0	* 8.5		
15	161	2.7	4.0	9.0	14.5	130	4.0	4.0	8.0	13.5	98	6.0	10.9	8.5	13.8	63	8.1	9.6	* 9.0	* 10.0		
16	159	4.0	2.0	9.0	15.0	130	3.1	5.1	8.0	14.0	96	7.5	10.0	7.5	12.5	61	9.3	5.3	* 4.8	* 8.0		
17	159	4.0	2.7	9.5	15.0	130	2.0	4.7	8.5	15.0	98	6.0	11.1	9.5	15.0	63	10.0	6.0	* 3.5	* 6.0		
18	158	3.0	3.9	9.8	15.3	128	2.7	4.0	10.0	16.0	96	9.7	13.3	8.5	13.5	61	10.4	4.0	* 5.0	* 7.0		
19	157	4.0	4.9	9.5	15.0	128	2.0	6.0	10.0	16.5	94	7.1	13.1	* 8.3	* 13.3	63	8.6	6.9	* 3.5	* 6.8		
20	155	4.5	4.0	10.3	15.8	125	5.0	3.0	10.0	16.0	96	6.0	7.3	8.0	13.0	67	11.8	4.0	5.5	9.0		
21	155	4.0	2.7	9.0	14.0	126	6.9	4.9	10.5	16.0	102	5.4	6.0	9.3	14.5	77	10.7	6.0	8.3	13.8		
22	155	4.9	2.0	10.0	15.0	128	6.0	6.7	11.5	17.0	107	5.0	5.6	6.0	10.0	80	13.9	11.9	9.5	17.5		
23	155	4.9	2.9	10.0	15.0	128	5.4	4.0	11.3	16.8	108	5.5	5.5	* 6.3	* 10.3	83	10.0	11.1	10.8	16.3		

M.	H.	R.	FREQUENCY (Mc)																			
			2.5					5					10					20				
			F <sub>om</sub>	D <sub>u</sub>	D <sub>l</sub>	V <sub>dm</sub>	L <sub>dm</sub>	F <sub>om</sub>	D <sub>u</sub>	D <sub>l</sub>	V <sub>dm</sub>	L <sub>dm</sub>	F <sub>om</sub>	D <sub>u</sub>	D <sub>l</sub>	V <sub>dm</sub>	L <sub>dm</sub>	F <sub>om</sub>	D <sub>u</sub>	D <sub>l</sub>	V <sub>dm</sub>	L <sub>dm</sub>
00	64	10.0	5.7	* 7.3	* 12.0	57	4.9	4.0	5.0	8.8	42	6.3	4.3	2.5	4.5	20	0.8	2.0	1.0	3.0		
01	62	9.5	5.5	* 7.0	* 11.5	55	6.0	4.0	4.0	7.5	39	4.1	4.1	3.0	5.5	20			1.5	3.0		
02	61	8.3	7.6	* 6.5	* 11.5	55	4.0	4.7	5.0	8.3	39	7.1	7.1	3.3	6.3	20			1.5	3.5		
03	54	10.0	9.0	* 9.0	* 14.3	55	2.0	6.9	5.0	7.5	39	6.5	6.0	3.3	5.5	20			1.5	3.5		
04	46	11.2	8.0	* 10.0	* 15.0	49	10.2	8.0	5.5	9.3	39	4.0	2.7	* 3.5	* 6.3	19	1.0	1.0	1.8	3.5		
05	38	12.3	9.1	* 10.0	* 13.5	43	8.0	8.0	5.5	9.0	41	6.0	4.0	* 3.0	* 5.0	18	2.0	0.0	2.0	3.5		
06	37	8.8	6.3			39	6.1	8.1	* 7.8	* 13.0	42	7.6	3.0	* 3.8	* 6.8	18	4.0	0.0	2.0	4.0		
07	35	6.7	8.2	* 6.8	* 10.0	37	6.0	8.0	* 5.5	* 9.0	* 41					18	5.1	0.0	2.0	4.0		
08	* 34			* 4.5	* 8.0	* 35	5.3	7.3	* 8.5	* 11.5	39	7.2	4.0	* 3.5	* 5.8	18	6.0	0.0	1.0	3.0		
09	* 36			* 3.3	* 8.5	29	20.3	2.0	* 9.0	* 11.0	* 37			* 4.0	* 6.5	20	6.1	2.0	* 1.0	* 2.5		
10	* 35			* 11.0	* 14.0	31	14.3	4.1	* 11.3	* 17.0	* 41			* 3.5	* 7.0	20	2.1	2.0	1.5	3.5		
11	* 34			* 5.0	* 7.5	* 30			5.5	8.0	39	4.8	6.3	* 4.5	* 7.0	20	2.0	2.0	1.8	4.0		
12	* 36			* 2.5	* 5.0	* 35			* 11.5	* 14.0	39	5.7	4.1	* 5.3	* 7.8	20	2.0	2.0	0.8	3.0		
13	* 34			* 3.5	* 7.5	37	5.7	7.7	6.0	10.5	* 41			* 6.5	* 10.3	20	4.0	2.0	1.5	3.5		
14	* 36	4.4	6.5	* 2.5	* 5.0	39	4.2	9.6	* 6.5	* 11.0	45	2.0	6.0	* 6.5	* 9.0	19	7.0	1.0	2.0	3.5		
15	* 35			* 4.5	* 6.0	43	6.9	10.0	5.0	9.5	45	5.4	4.0	3.5	6.0	20	8.0	2.0	2.0	4.0		
16	43	3.0	9.2	* 3.5	* 6.5	46	4.6	10.8	* 6.5	* 10.0	47	10.9	4.0	4.0	6.5	20	8.0	2.0	1.5	3.0		
17	* 43			* 5.0	* 9.0	47	10.7	6.7	4.5	8.0	47	13.9	3.5	3.0	6.0	22	6.0	2.0	1.5	3.8		
18	* 46	8.0	6.6	* 2.5	* 6.5	51	11.0	5.5	* 5.5	* 8.0	49	11.4	4.0	* 3.3	* 6.0	20	6.0	0.0	1.5	3.3		
19	48	11.4	6.1	* 3.0	* 5.5	55	3.7	7.7	4.5	8.0	50	3.0	3.0	* 5.0	* 8.0	22	4.0	2.0	1.5	3.0		
20	54	8.6	7.3	* 3.8	* 6.8	57	6.7	6.0	4.0	7.5	49	5.3	3.3	3.0	6.5	22	2.0	2.0	2.5	4.5		
21	60	10.2	6.1	* 4.0	* 8.0	59	6.0	4.0	* 4.5	* 7.8	49	5.3	5.7	* 4.0	* 6.5	20	4.0	0.0	1.3	3.0		
22	63	10.3	6.3	* 4.3	* 8.8	59	4.9	4.0	4.5	8.5	45	23.1	4.0	4.0	6.0	20			1.5	3.0		
23	66	7.5	7.5	* 5.5	* 10.0	59	4.0	5.1	6.0	10.0	45	8.0	6.0	3.0	5.5	20			1.3	3.0		

 \* Fewer than 15 days data on power measurements and no computations made for D<sub>u</sub> and D<sub>l</sub>.

\* Fewer than 7 days data on voltage and logarithmic measurements.

 F<sub>om</sub> = median value of effective antenna noise in db above ktb.

 D<sub>u</sub> = ratio of upper decile to median in db.

 D<sub>l</sub> = ratio of median to lower decile in db.

 V<sub>dm</sub> = median deviation of overvoltage in db below mean power.

 L<sub>dm</sub> = median deviation of overvoltage logarithm in db below mean power.

# MONTH-HOUR VALUES OF RADIO NOISE

STATION ENKOPING, SWEDEN

LAT. 59.5 N

LONG. 17.3 E

AUGUST

1964

H. R. L. S. T.	FREQUENCY (Mc)																			
	.013					.051					.160					.495				
	F <sub>am</sub>	D <sub>u</sub>	D <sub>l</sub>	V <sub>dm</sub>	L <sub>dm</sub>	F <sub>om</sub>	D <sub>u</sub>	D <sub>l</sub>	V <sub>dm</sub>	L <sub>dm</sub>	F <sub>om</sub>	D <sub>u</sub>	D <sub>l</sub>	V <sub>dm</sub>	L <sub>dm</sub>	F <sub>om</sub>	D <sub>u</sub>	D <sub>l</sub>	V <sub>dm</sub>	L <sub>dm</sub>
00	*153			* 9.5	*15.0	129			*10.8	*16.8	*108			* 7.3	*12.0	84	12.0	10.3	* 8.3	*13.0
01	*155			10.5	15.5	*127	4.6	12.0	*12.0	*18.5	*110			* 6.0	*11.0	84	10.6	10.3	* 7.8	*13.0
02	*153			10.0	16.0	*128			*11.3	*17.8	*106			* 7.5	*13.0	82	5.1	12.3	6.5	11.0
03	*153			10.0	16.0	125	6.6	8.0	*10.5	*16.3	*102			* 7.0	*12.0	* 68			* 8.0	*11.0
04	*153			*10.5	*16.5	*121			*10.5	*16.0	* 84			* 4.5	* 8.0	* 56			* 3.3	* 5.5
05	*151			10.5	16.5	*119			10.5	17.5	* 87			* 3.5	* 7.5	* 56			* 3.5	* 5.5
06	*151			*11.0	*17.3	*118			*12.5	*19.0	* 84			* 4.3	* 8.8	* 56			* 2.5	* 3.5
07	*151			*11.3	*16.8	*119			*13.0	*19.3	* 82			* 7.0	*11.5	* 56			* 3.0	* 5.3
08	*153			*10.0	*16.3	*119			*10.0	*16.5	* 83			* 6.0	* 9.5	* 54			* 2.5	* 4.5
09	*154			* 9.5	*16.5	*123			* 7.0	*13.5	* 88			* 8.0	*13.0	* 61			* 3.3	* 5.0
10	*153			*10.0	*15.8	*125			* 9.5	*15.0	* 88			* 7.3	*12.3	* 55			* 3.0	* 5.5
11	*156			*10.0	*16.5	*127			* 9.8	*16.0	* 92			* 7.3	*11.3	* 56			* 4.5	* 6.5
12	*157			*10.0	*15.8	*127			* 9.0	*15.0	* 92			* 7.3	*10.8	* 57			* 4.0	* 7.5
13	*157			* 9.0	*15.0	*129			* 8.5	*13.8	* 94			* 7.0	*12.5	* 62			* 2.8	* 5.5
14	*158			* 9.3	*14.5	*129			8.0	14.0	* 98			* 8.0	*13.0	* 64			* 5.8	* 8.8
15	*157			* 9.5	*15.0	*128			9.0	15.0	* 98			* 7.5	*12.5	* 64			* 4.3	* 7.0
16	*157			9.0	15.0	*127			9.0	15.0	* 97			6.5	13.0	* 64			* 4.0	* 7.8
17	*155			* 9.5	*15.0	127	4.6	6.3	9.0	15.5	96	10.6	10.8	* 7.0	*11.5	* 65			* 3.8	* 6.3
18	*155			* 9.5	*14.3	127	2.8	8.6	10.5	17.0	96	9.1	10.8	* 7.5	*12.5	64	18.6	4.6	* 4.0	* 7.0
19	*155			* 9.3	*15.3	*123			*10.5	*16.8	* 96			* 7.8	*14.0	* 68			* 6.5	* 9.5
20	*155			* 8.5	*13.5	127	4.8	6.6	* 8.5	*13.5	102	8.8	6.8	* 7.5	*13.0	* 78			* 8.0	*12.5
21	*155			9.0	15.0	129	3.1	7.1	*10.5	*16.3	*108			* 7.5	*12.0	* 85			* 8.0	*12.3
22	155	2.6	4.6	9.5	15.0	*129			* 9.8	*15.0	108	4.8	6.3	* 8.0	*12.0	82	14.6	6.3	* 5.5	* 9.5
23	*153			10.0	15.0	*130			*10.0	*16.0	108	4.8	2.6	* 6.0	*10.5	* 86			* 6.0	*10.5

H. R. L. S. T.	FREQUENCY (Mc)																			
	2.5					5					10					20				
	F <sub>om</sub>	D <sub>u</sub>	D <sub>l</sub>	V <sub>dm</sub>	L <sub>dm</sub>	F <sub>om</sub>	D <sub>u</sub>	D <sub>l</sub>	V <sub>dm</sub>	L <sub>dm</sub>	F <sub>om</sub>	D <sub>u</sub>	D <sub>l</sub>	V <sub>dm</sub>	L <sub>dm</sub>	F <sub>om</sub>	D <sub>u</sub>	D <sub>l</sub>	V <sub>dm</sub>	L <sub>dm</sub>
00	* 62			* 5.5	*10.5	56	2.1	4.1	* 5.0	* 8.0	37	4.6	4.0	* 3.5	* 5.5	19	2.0	0.0	2.3	3.8
01	* 61			* 7.3	*11.5	54	3.9	4.0	* 6.3	* 9.3	35	26.6	4.0	4.5	6.0	19	1.6	0.0	2.0	3.0
02	59	5.3	7.7	* 8.0	*12.0	54	4.1	4.2	* 7.0	*10.5	33	23.4	2.1	3.0	5.0	19	0.1	0.0	1.8	3.0
03	57	7.6	9.7	* 7.0	* 9.5	* 52			* 4.8	* 7.8	* 33			* 3.3	* 4.8	19	0.1	0.0	2.5	3.5
04	51	8.3	6.6	* 9.0	*14.0	* 50			* 6.0	* 8.8	* 35			* 3.8	* 5.5	19			* 2.5	* 4.0
05	* 38			* 9.3	*13.8	42	12.3	4.0	* 6.8	* 9.8	* 37			* 3.5	* 5.5	19	0.1	2.0	2.5	4.0
06	* 31					* 36			* 9.0	*12.8	* 43			* 6.8	* 9.0	19	0.2	2.0	* 2.8	* 4.0
07	* 33			* 6.3	* 9.8	* 34			* 7.5	*10.0	* 44			* 4.8	* 7.8	19	1.9	2.0	* 2.5	* 3.8
08	* 35			* 7.8	*13.0	* 30			* 9.3	*12.0	* 39			* 6.3	* 9.3	* 19			* 2.5	* 4.0
09	* 31			* 6.5	*10.0	* 32			* 5.0	* 7.5	* 37			* 5.8	* 7.8	* 19			* 3.0	* 5.0
10	* 31			* 6.0	* 8.5	* 32			* 7.0	* 9.3	* 40			* 5.0	* 7.3	* 19			* 2.8	* 4.5
11	* 34			* 7.8	*10.8	* 36			* 8.0	*13.0	* 40			* 5.8	* 8.5	* 19			* 2.5	* 3.8
12	* 33			* 6.0	* 8.5	* 36			* 8.0	*12.0	* 41			* 5.0	* 8.0	* 19			* 2.3	* 3.5
13	* 31			* 4.0	* 6.5	* 37			* 6.5	*11.5	* 48			* 9.5	*14.5	19	3.9	0.2	2.0	3.0
14	* 37			* 7.5	*10.8	* 42			*10.0	*15.0	* 43			* 6.8	* 9.8	19	2.1	0.0	2.3	3.3
15	* 39			* 9.0	*12.0	* 44			* 8.5	*14.0	* 43			* 5.0	* 8.0	19	3.9	0.0	* 1.5	* 3.0
16	* 37			* 3.5	* 6.0	* 44			* 8.3	*13.3	* 47			* 4.5	* 7.5	19	2.1	0.0	2.5	3.5
17	* 41			* 8.8	*13.3	49	7.1	4.9	* 5.8	*10.0	* 49			* 3.5	* 6.5	19	2.6	0.0	* 2.0	* 3.5
18	* 48			*11.0	*16.0	* 52			* 7.5	*12.0	* 49			* 4.8	* 7.0	21	4.0	2.0	3.0	4.5
19	* 51			* 6.5	*12.0	56	4.5	4.4	* 6.0	*10.5	* 51			* 5.5	* 8.5	21	4.2	0.2	* 3.3	* 4.8
20	* 58			* 6.5	*11.5	58	5.1	4.3	* 5.5	* 9.5	49	6.0	6.0	* 4.5	* 7.0	21	2.0	2.0	3.0	4.5
21	61	9.9	4.3	* 7.5	*11.0	59	8.9	3.4	* 4.3	* 7.5	* 48			* 4.3	* 6.5	19	2.1	0.0	2.0	3.8
22	61	10.1	0.4	* 6.0	*11.5	58	7.4	3.9	* 6.0	* 9.5	41	12.3	4.0	* 4.0	* 5.5	19	1.9	0.0	2.0	4.0
23	61	8.3	6.0	* 5.8	*10.8	56	7.4	5.5	* 6.0	* 9.5	41	6.3	5.9	* 4.0	* 6.0	19	1.7	0.0	* 2.5	* 4.0

\* Fewer than 15 days data on power measurements and no computations made for D<sub>u</sub> and D<sub>l</sub>.

\* Fewer than 7 days data on voltage and logarithmic measurements.

F<sub>om</sub> = median value of effective antenna noise in db above ktb.

D<sub>u</sub> = ratio of upper decile to median in db.

D<sub>l</sub> = ratio of median to lower decile in db.

V<sub>dm</sub> = median deviation of average voltage in db below mean power.

L<sub>dm</sub> = median deviation of average logarithm in db below mean power.



# MONTH-HOUR VALUES OF RADIO NOISE

STATION FRONT ROYAL, VA.

LAT. 38.8 N

LONG. 78.2 W

JUNE

1964

MOT. TIME	FREQUENCY (Mc)																			
	.135					.5					2.5					5				
	F <sub>dm</sub>	D <sub>u</sub>	D <sub>l</sub>	V <sub>dm</sub>	L <sub>dm</sub>	F <sub>dm</sub>	D <sub>u</sub>	D <sub>l</sub>	V <sub>dm</sub>	L <sub>dm</sub>	F <sub>dm</sub>	D <sub>u</sub>	D <sub>l</sub>	V <sub>dm</sub>	L <sub>dm</sub>	F <sub>dm</sub>	D <sub>u</sub>	D <sub>l</sub>	V <sub>dm</sub>	L <sub>dm</sub>
00	116	6.1	8.0			92	7.9	7.0			75	7.3	7.3			66	4.3	5.0		
01	115	5.7	8.7			93	7.6	7.0			76	5.6	9.3			65	4.0	6.3		
02	115	6.9	9.2			93	6.0	8.6			75	7.3	8.0			63	5.6	5.0		
03	113	6.6	6.6			91	5.8	7.5			74	7.0	6.6			63	4.7	5.7		
04	108	9.0	8.4			81	4.6	9.6			70	7.6	5.6			63	4.7	4.0		
05	98	16.7	8.0			61	11.6	6.0			54	8.6	6.0			57	7.2	5.5		
06	96	12.8	9.6			60	9.0	5.7			47	6.7	5.0			53	6.3	8.3		
07	96	13.1	8.1			60	9.7	5.7			43	11.9	4.0			47	8.1	5.5		
08	99	9.9	9.7			59	11.6	4.6			37	14.8	2.5			44	8.5	5.5		
09	99	7.9	9.9			58	11.1	3.5			35	8.3	3.0			40	6.6	3.6		
10	99	11.0	8.9			60	8.6	4.6			35	8.0	3.6			40	6.9	7.0		
11	98	17.9	8.1			61	8.6	5.0			33	8.6	3.0			39	10.2	6.6		
12	104	12.1	13.6			63	22.0	4.6			36	22.3	3.0			36	13.5	6.1		
13	108	12.9	16.4			71	26.8	14.1			39	28.1	6.1			40	19.2	8.0		
14	109	18.2	14.9			76	28.3	17.0			43	27.3	8.9			44	13.6	11.0		
15	111	16.2	15.1			73	32.3	13.6			42	31.5	8.5			48	13.1	13.1		
16	108	19.6	12.8			69	34.6	9.6			43	33.0	8.0			51	12.5	12.1		
17	108	17.9	12.7			70	34.5	10.6			48	27.6	10.0			54	12.3	10.0		
18	106	17.9	11.9			68	31.0	9.8			54	22.3	8.6			58	10.1	7.1		
19	106	15.5	10.1			70	28.9	10.5			66	15.0	7.0			64	6.9	6.0		
20	109	14.2	7.9			83	21.8	9.6			71	8.6	6.0			67	7.1	4.5		
21	114	9.1	7.5			89	14.1	8.1			73	7.1	6.8			69	6.3	5.0		
22	117	7.0	6.1			91	9.6	6.0			75	5.6	6.9			68	5.9	4.6		
23	117	6.1	7.7			91	9.6	5.9			75	4.6	7.8			67	4.0	4.6		

MOT. TIME	FREQUENCY (Mc)																			
	10					20														
	F <sub>dm</sub>	D <sub>u</sub>	D <sub>l</sub>	V <sub>dm</sub>	L <sub>dm</sub>	F <sub>dm</sub>	D <sub>u</sub>	D <sub>l</sub>	V <sub>dm</sub>	L <sub>dm</sub>	F <sub>dm</sub>	D <sub>u</sub>	D <sub>l</sub>	V <sub>dm</sub>	L <sub>dm</sub>	F <sub>dm</sub>	D <sub>u</sub>	D <sub>l</sub>	V <sub>dm</sub>	L <sub>dm</sub>
00	45	6.0	3.0			26	1.1	2.0												
01	43	6.6	2.6			26	1.1	2.0												
02	42	8.0	2.0			26	1.0	2.0												
03	42	7.0	2.0			25	2.0	1.0												
04	42	6.0	2.6			25	2.0	1.0												
05	42	7.3	2.0			25	2.1	1.0												
06	45	5.6	3.6			25	1.2	1.1												
07	44	4.0	3.0			25	3.1	1.0												
08	42	3.6	3.0			27	3.9	2.0												
09	40	4.0	3.0			26	3.5	2.3												
10	39	4.6	2.0			27	4.0	2.0												
11	39	5.0	2.0			26	6.0	2.0												
12	39	5.0	3.0			27	5.1	2.0												
13	40	7.6	3.0			28	6.1	2.8												
14	44	7.3	5.6			28	8.8	2.9												
15	46	4.6	5.6			29	6.1	3.1												
16	48	4.9	5.6			31	5.2	4.0												
17	50	8.6	4.0			31	6.0	3.1												
18	51	7.3	2.0			32	5.8	4.0												
19	53	6.0	2.6			32	5.6	4.0												
20	54	6.0	3.0			28	2.8	3.8												
21	53	5.0	3.6			26	2.6	2.3												
22	50	5.4	4.1			26	2.0	2.0												
23	47	6.1	4.1			26	1.0	2.0												

\* Fewer than 15 days data on power measurements and no computations made for D<sub>u</sub> and D<sub>l</sub>.

\* Fewer than 7 days data on voltage and logarithmic measurements.

F<sub>dm</sub> = median value of effective antenna noise in db above ktb.

D<sub>u</sub> = ratio of upper decile to median in db.

D<sub>l</sub> = ratio of median to lower decile in db.

V<sub>dm</sub> = median deviation of average voltage in db below mean power.

L<sub>dm</sub> = median deviation of average logarithm in db below mean power.

# MONTH-HOUR VALUES OF RADIO NOISE

STATION FRDNT ROYAL, VA.

LAT. 38.8 N

LONG. 78.2 W

JULY

1964

MO - HR	FREQUENCY (Mc)																			
	.135					.5					2.5					5				
	F <sub>am</sub>	D <sub>u</sub>	D <sub>l</sub>	V <sub>dm</sub>	L <sub>dm</sub>	F <sub>am</sub>	D <sub>u</sub>	D <sub>l</sub>	V <sub>dm</sub>	L <sub>dm</sub>	F <sub>am</sub>	D <sub>u</sub>	D <sub>l</sub>	V <sub>dm</sub>	L <sub>dm</sub>	F <sub>am</sub>	D <sub>u</sub>	D <sub>l</sub>	V <sub>dm</sub>	L <sub>dm</sub>
00	117	4.5	4.5			93	5.0	5.0			75	5.5	5.0			66	2.0	5.1		
01	116	6.0	4.5			93	5.5	5.0			75	6.0	5.0			64	3.0	4.0		
02	116	5.1	3.5			92	5.5	3.5			74	7.0	4.5			63	3.6	5.0		
03	116	2.5	3.5			93	3.0	5.0			75	5.0	5.5			62	3.0	4.0		
04	113	6.1	7.9			89	4.5	4.5			75	4.5	6.0			62	4.0	3.9		
05	105	8.1	7.5			66	6.0	4.5			61	7.0	7.5			60	2.5	3.0		
06	100	13.1	6.5			63	7.1	3.5			52	8.2	6.5			55	4.5	6.1		
07	100	13.1	6.0			61	7.1	2.0			46	6.1	4.0			51	3.5	5.5		
08	100	12.5	7.5			63	7.0	4.0			40	4.6	4.0			46	4.5	6.0		
09	97	12.7	4.8			63	7.1	4.0			37	7.5	3.0			42	5.6	4.5		
10	100	8.8	8.5			64	5.5	4.5			35	6.0	2.0			40	5.5	5.0		
11	102	7.8	7.8			66	7.5	6.5			35	6.5	3.0			41	6.6	6.6		
12	108	7.3	9.6			74	19.5	9.5			47	10.0	8.0			44	8.0	7.6		
13	112	7.6	11.0			80	16.1	14.0			51	13.5	11.0			48	9.0	11.0		
14	112	9.9	9.3			86	13.6	20.1			51	19.1	10.5			50	11.5	9.0		
15	111	9.3	6.3			88	13.5	20.1			56	15.5	12.5			53	9.5	9.2		
16	111	9.0	12.8			88	14.5	22.1			57	14.5	14.5			55	6.5	9.0		
17	112	7.8	15.2			87	11.7	20.5			61	11.2	14.5			58	8.0	8.0		
18	111	7.0	13.8			81	16.5	14.5			62	12.1	9.1			62	5.0	9.0		
19	110	6.5	12.8			78	17.9	11.5			69	10.1	10.1			65	5.1	7.0		
20	113	7.0	10.6			88	9.7	11.5			76	5.1	10.5			69	5.0	5.1		
21	116	5.8	6.5			91	8.5	7.6			76	6.5	7.1			69	5.0	4.5		
22	117	4.6	5.0			93	4.5	7.2			77	5.1	7.5			68	3.5	4.5		
23	117	5.3	4.0			93	5.0	6.0			76	6.1	6.5			66	4.0	3.5		

MO - HR	FREQUENCY (Mc)																			
	10					20														
	F <sub>am</sub>	D <sub>u</sub>	D <sub>l</sub>	V <sub>dm</sub>	L <sub>dm</sub>	F <sub>am</sub>	D <sub>u</sub>	D <sub>l</sub>	V <sub>dm</sub>	L <sub>dm</sub>	F <sub>am</sub>	D <sub>u</sub>	D <sub>l</sub>	V <sub>dm</sub>	L <sub>dm</sub>	F <sub>am</sub>	D <sub>u</sub>	D <sub>l</sub>	V <sub>dm</sub>	L <sub>dm</sub>
00	43	3.0	2.5			27														
01	42	5.0	3.0			26	1.0	1.0												
02	41	5.0	2.0			27	1.0	2.5												
03	40	4.5	2.0			26	1.0	2.0												
04	40	5.1	1.0			26	1.0	2.0												
05	41	3.0	2.0			26														
06	44	2.8	3.1			25	1.0	2.0												
07	45	3.0	2.0			25	1.0	2.0												
08	44	4.0	3.0			27	1.5	2.0												
09	44	3.0	4.0			27	3.0	2.0												
10	42	4.0	3.0			27	3.0	1.6												
11	42	5.0	3.0			27	3.3	2.0												
12	41	5.5	3.1			28	3.0	2.0												
13	43	4.0	4.5			29	4.1	2.0												
14	44	4.0	4.0			29	5.1	2.0												
15	47	3.0	5.5			30	3.5	2.5												
16	49	3.5	4.5			29	4.0	2.0												
17	51	4.5	5.0			30	4.0	3.0												
18	53	5.1	4.0			30	4.5	2.0												
19	54	6.1	4.0			30	4.0	2.5												
20	54	6.5	5.0			28	2.5	2.0												
21	50	6.0	2.0			27	2.0	2.0												
22	47	4.5	3.0			27	0.5	2.5												
23	44	4.0	3.1			26	1.0	1.5												

\* Fewer than 15 days data on power measurements and no computations made for D<sub>u</sub> and D<sub>l</sub>.

\* Fewer than 7 days data on voltage and logarithmic measurements.

F<sub>am</sub> = median value of effective antenna noise in db above ktb.

D<sub>u</sub> = ratio of upper decile to median in db.

D<sub>l</sub> = ratio of median to lower decile in db.

V<sub>dm</sub> = median deviation of average voltage in db below mean power.

L<sub>dm</sub> = median deviation of average logarithm in db below mean power.

# MONTH-HOUR VALUES OF RADIO NOISE

STATION FRONT ROYAL, VA.

LAT. 38.8 N

LONG. 78.2 W

AUGUST 1964

M.O.H.	FREQUENCY (Mc)																			
	.135					.5					2.5					5				
	F <sub>dm</sub>	D <sub>u</sub>	D <sub>l</sub>	V <sub>dm</sub>	L <sub>dm</sub>	F <sub>dm</sub>	D <sub>u</sub>	D <sub>l</sub>	V <sub>dm</sub>	L <sub>dm</sub>	F <sub>dm</sub>	D <sub>u</sub>	D <sub>l</sub>	V <sub>dm</sub>	L <sub>dm</sub>	F <sub>dm</sub>	D <sub>u</sub>	D <sub>l</sub>	V <sub>dm</sub>	L <sub>dm</sub>
00						96	6.5	5.1			73	6.0	7.0			65	4.0	5.0		
01						96	7.6	6.0			73	5.5	8.1			64	4.0	4.5		
02						96	7.6	6.5			73	6.1	8.1			63	4.5	3.5		
03						95	6.1	6.5			73	4.5	8.0			63	4.0	5.0		
04						95	5.5	5.5			76	4.5	8.0			66	3.5	4.0		
05						78	11.5	8.0			67	7.5	5.0			66	2.0	5.0		
06						63	7.1	5.1			54	5.5	5.0			59	6.5	5.5		
07						63	4.5	6.0			48	4.5	3.0			54	6.0	5.6		
08						63	6.1	5.0			37	3.5	3.0			45	4.0	4.7		
09						63	9.2	5.0			35	4.1	4.0			41	6.5	3.7		
10						64	12.0	6.0			35	4.6	5.0			38	7.6	3.0		
11						65	21.2	8.0			35	15.1	6.0			39	12.5	6.0		
12						66	30.6	8.0			39	24.0	6.5			43	17.5	8.0		
13						67	37.9	8.1			40	33.5	7.5			44	23.3	7.0		
14						70	32.8	9.5			41	28.2	8.0			46	15.5	7.1		
15						71	32.5	10.5			43	26.2	10.0			51	12.7	9.6		
16						70	32.1	14.0			49	23.2	8.0			53	11.1	11.1		
17						68	30.7	11.5			55	19.5	11.1			58	11.0	10.5		
18						69	28.1	8.5			63	14.1	12.0			62	6.6	7.0		
19						82	16.5	6.5			70	11.8	7.0			66	6.0	5.5		
20						94	9.1	8.0			73	9.6	6.5			69	3.5	5.0		
21						95	7.6	6.5			74	9.6	6.0			67	5.0	3.5		
22						96	6.5	5.5			74	8.5	6.0			67	4.0	4.5		
23						96	6.5	5.0			73	8.5	5.5			65	4.5	3.0		

M.O.H.	FREQUENCY (Mc)																			
	10					20														
	F <sub>dm</sub>	D <sub>u</sub>	D <sub>l</sub>	V <sub>dm</sub>	L <sub>dm</sub>	F <sub>dm</sub>	D <sub>u</sub>	D <sub>l</sub>	V <sub>dm</sub>	L <sub>dm</sub>	F <sub>dm</sub>	D <sub>u</sub>	D <sub>l</sub>	V <sub>dm</sub>	L <sub>dm</sub>	F <sub>dm</sub>	D <sub>u</sub>	D <sub>l</sub>	V <sub>dm</sub>	L <sub>dm</sub>
00	40	3.0	2.5			24	1.0	1.0												
01	39	4.0	2.0			23	2.0	0.1												
02	39	3.0	2.0			23	1.1	1.0												
03	38	3.0	1.5			23	1.1	1.0												
04	39	2.5	1.0			23	1.0	1.0												
05	40	2.0	2.0			22	1.9	0.9												
06	43	3.0	3.0			22	1.1	1.0												
07	45	3.0	2.5			22	1.0	1.0												
08	44	3.0	3.1			22	1.0	1.0												
09	43	3.0	4.1			22	1.1	1.0												
10	41	4.5	2.5			22	2.0	1.0												
11	41	5.0	3.5			22	1.6	1.5												
12	42	6.5	3.5			26	2.5	1.1												
13	43	6.7	3.5			26	3.1	1.0												
14	44	5.1	4.0			26	1.9	1.0												
15	47	2.0	4.1			26	3.7	1.1												
16	49	6.1	3.5			26	4.1	1.0												
17	50	5.5	3.0			27	3.0	2.0												
18	52	4.0	3.5			26	3.1	1.0												
19	53	4.0	3.5			26	2.9	1.0												
20	52	4.5	5.0			24	2.2	1.0												
21	49	4.5	4.0			24	1.0	1.0												
22	45	4.5	3.1			24	1.1	1.0												
23	42	4.5	2.5			24	1.0	1.0												

\* Fewer than 15 days data on power measurements and no computations made for D<sub>u</sub> and D<sub>l</sub>.

\* Fewer than 7 days data on voltage and logarithmic measurements.

F<sub>dm</sub> = median value of effective antenna noise in db above ktb.

D<sub>u</sub> = ratio of upper decile to median in db.

D<sub>l</sub> = ratio of median to lower decile in db.

V<sub>dm</sub> = median deviation of average voltage in db below mean power.

L<sub>dm</sub> = median deviation of average logarithm in db below mean power.

# MONTH-HOUR VALUES OF RADIO NOISE

STATION KEKAHA, HAWAII

LAT. 22.0 N

LONG. 159.7 W

JUNE

1964

H.R. L.S.T.	FREQUENCY (Mc)																			
	.013					.051					.160					.495				
	F <sub>am</sub>	D <sub>u</sub>	D <sub>l</sub>	V <sub>dm</sub>	L <sub>dm</sub>	F <sub>am</sub>	D <sub>u</sub>	D <sub>l</sub>	V <sub>dm</sub>	L <sub>dm</sub>	F <sub>am</sub>	D <sub>u</sub>	D <sub>l</sub>	V <sub>dm</sub>	L <sub>dm</sub>	F <sub>am</sub>	D <sub>u</sub>	D <sub>l</sub>	V <sub>dm</sub>	L <sub>dm</sub>
00	153	2.0	2.0	8.5	13.0	126	6.0	4.0	9.5	14.5	104	7.7	6.0	8.5	14.0	82	9.2	5.6	9.5	18.0
01	153	2.0	1.5	8.5	14.0	126	6.0	4.0	10.5	16.0	102	9.9	4.0	9.5	16.5	82	7.5	3.5	8.8	16.8
02	153	3.5	2.0	9.0	15.0	128	4.0	5.5	10.5	15.5	104	7.5	4.0	10.0	16.0	82	9.0	4.0	10.8	18.0
03	153	3.5	2.0	10.5	16.5	128	5.5	5.5	10.5	17.3	104	5.5	4.0	9.3	16.5	82	7.5	6.0	9.5	18.0
04	153	2.0	2.0	11.0	17.5	128	4.0	4.0	10.5	17.0	104	6.0	3.5	10.0	18.0	82	6.0	4.0	10.5	19.0
05	153	3.5	2.0	11.3	18.5	128	4.1	2.1	11.3	18.3	102	7.5	4.0	11.0	19.0	78	6.0	7.5	8.8	16.8
06	153	3.5	2.0	11.8	18.3	120	7.0	2.0	11.0	17.3	84	7.5	7.5	*10.3	*15.5	58	13.0	4.0	5.0	7.5
07	151	2.1	2.0	11.0	18.0	114	9.0	2.0	11.5	17.0	74	14.4	6.0	*8.5	*12.0	56	9.8	4.0	*4.0	*7.0
08	151	2.0	2.0	10.5	16.8	110	7.3	4.1	9.3	13.3	74	12.7	8.0	12.5	17.5	56	7.8	4.1	*5.5	*8.5
09	151	2.1	2.0	9.5	15.5	110	7.5	4.0	8.3	12.8	76	12.1	10.0	10.5	16.5	54	9.6	2.0	4.0	6.5
10	151	2.1	2.0	10.0	16.0	112	9.6	4.0	11.0	17.0	76	12.0	10.0	*7.0	*12.3	56	4.1	4.0	*6.3	*9.3
11	151	2.1	2.0	9.5	14.5	114	4.6	4.3	8.8	12.8	73	15.2	6.9	*9.8	*16.3	54	7.9	3.7	5.0	7.0
12	151	2.0	2.0	9.3	14.3	114	8.4	4.0	9.0	13.0	72	17.5	4.1	11.0	14.5	54	5.7	2.0	3.8	6.5
13	151	4.0	2.0	8.8	14.3	112	13.0	2.0	9.0	13.5	74	16.0	6.3	*9.5	*13.0	56	5.7	4.1	4.0	6.0
14	151	3.7	2.0	10.0	15.0	112	11.5	2.0	10.0	13.0	72	13.7	3.8	8.5	12.5	54	6.1	2.0	*5.0	*7.5
15	151	2.1	2.0	10.0	15.5	112	9.7	5.6	11.0	15.0	73	12.6	7.1	*10.5	*15.5	54	4.6	2.0	*3.0	*5.5
16	150	3.1	1.0	11.0	17.0	110	9.7	3.9	11.5	15.5	72	13.7	6.0	9.5	13.5	54	4.0	2.0	4.5	6.5
17	149	3.5	1.5	11.0	16.5	108	10.0	4.0	9.5	12.5	70	19.8	4.0	9.0	12.5	54	9.8	2.0	4.0	7.0
18	149	2.0	2.0	11.0	16.8	106	8.0	4.0	7.0	10.0	76	7.3	4.0	5.5	10.0	58	6.0	4.0	3.8	7.0
19	149	0.0	2.0	9.0	14.0	112	3.5	3.5	6.5	10.5	90	6.0	7.5	6.5	11.5	70	10.0	6.0	9.8	16.8
20	149	2.0	2.0	9.0	14.3	120	3.5	4.0	7.5	12.0	98	7.5	6.0	7.0	12.0	76	9.0	6.0	8.5	16.3
21	151	2.0	2.0	8.8	13.8	122	5.5	2.0	7.5	12.0	98	8.0	6.0	9.0	14.8	80	7.5	7.5	10.0	17.0
22	151	2.0	2.0	8.3	13.8	124	7.5	4.0	9.0	14.0	100	8.0	5.5	7.5	13.0	82	6.0	8.0	9.0	16.5
23	153	1.5	2.0	8.3	13.0	124	6.0	2.0	9.8	14.8	102	9.5	6.0	9.5	16.0	84	5.5	8.0	9.5	15.0

H.R. L.S.T.	FREQUENCY (Mc)																			
	2.5					5					10					20				
	F <sub>am</sub>	D <sub>u</sub>	D <sub>l</sub>	V <sub>dm</sub>	L <sub>dm</sub>	F <sub>am</sub>	D <sub>u</sub>	D <sub>l</sub>	V <sub>dm</sub>	L <sub>dm</sub>	F <sub>am</sub>	D <sub>u</sub>	D <sub>l</sub>	V <sub>dm</sub>	L <sub>dm</sub>	F <sub>am</sub>	D <sub>u</sub>	D <sub>l</sub>	V <sub>dm</sub>	L <sub>dm</sub>
00	59	7.3	6.0	7.0	10.0	55	2.0	6.0	4.5	8.0	40	5.5	4.0	*4.8	*8.0	25	2.0	0.0	1.0	2.5
01	59	6.0	4.0	6.8	11.3	55	2.0	6.0	*4.8	*8.0	38	6.0	2.0	3.0	5.0	25	1.3	0.0	1.0	2.5
02	59	8.0	4.0	6.5	10.5	54	4.0	6.3	5.0	8.5	39	3.0	5.0	2.5	5.0	25	1.3	0.0	1.0	2.5
03	59	6.0	4.0	6.0	9.8	53	6.0	5.3	*4.0	*6.5	38	6.0	6.0	3.5	5.0	25			1.0	2.5
04	59	6.0	2.0	7.0	12.0	52	7.0	5.0	*5.0	*8.8	38	6.0	4.0	*5.5	*9.8	25	2.0	0.0	1.0	2.5
05	59	6.0	4.0	7.0	12.5	51	4.0	4.0	5.0	8.0	34	7.3	4.0	*2.0	*4.5	25	1.3	0.0	1.0	2.5
06	55	4.0	6.0	5.8	8.8	47	4.0	4.0	5.0	8.0	34	5.3	4.0	*7.0	*11.3	25			1.5	3.0
07	45	9.3	5.3	3.0	5.0	40	7.0	5.0	5.0	8.0	34	5.3	7.3	*6.0	*9.0	25	1.5	2.0	2.0	3.5
08	37	9.7	5.6	2.0	4.0	30	10.3	5.0	3.8	6.0	30	5.9	6.0	*4.0	*6.5	23	2.1	0.0	1.5	3.0
09	31	10.1	2.0	*2.5	*4.8	25	8.0	4.0	4.8	6.8	27	6.7	6.6	4.5	6.8	23	2.0	1.7	2.0	3.5
10	31	9.7	2.1	2.5	4.3	23	7.6	4.0	4.0	5.5	24	6.0	4.0	4.5	6.5	23	1.7	2.0	2.0	3.5
11	29	7.9	0.2	2.8	4.5	21	8.0	2.0	3.5	5.5	22	4.0	2.3	*4.3	*6.0	23	0.0	2.0	2.0	3.5
12	29	7.7	2.0	2.5	4.0	21	7.7	2.0	2.5	5.0	22	4.0	2.0	3.5	5.8	23	0.0	2.0	2.0	3.5
13	27	12.0	0.0	2.3	4.5	21	9.6	2.0	*3.5	*5.5	22	5.9	2.0	4.0	6.0	23	2.1	0.0	2.0	3.5
14	28	9.0	1.0	2.3	4.0	21	8.0	2.0	3.0	5.5	24	5.6	3.6	4.5	7.5	25	1.7	2.0	2.3	3.8
15	29	9.6	2.1	2.8	4.5	23	8.0	3.5	3.0	5.0	28	2.1	4.0	5.0	7.0	25	3.3	2.0	3.0	5.0
16	29	12.0	2.0	2.5	4.3	25	7.9	4.0	3.5	5.5	32	3.6	4.1	4.0	7.5	25	2.0	2.0	2.5	4.3
17	31	13.5	2.0	2.5	4.0	31	6.0	5.3	3.8	6.3	38	4.0	4.0	3.8	7.0	25	2.0	1.3	2.5	4.0
18	41	6.0	*3	1.5	3.5	42	3.0	5.0	3.0	5.0	40	4.0	4.0	4.0	6.5	25	2.0	0.0	2.0	3.5
19	47	7.3	*6	3.5	5.5	49	3.3	4.0	4.0	6.0	40	4.0	4.0	4.0	7.0	25	4.0	0.0	2.0	3.5
20	54	7.0	5.0	5.0	6.8	51	4.0	4.0	4.5	7.0	40	3.3	2.0	4.0	6.5	25	4.0	0.0	1.3	3.0
21	57	6.0	6.6	7.3	11.5	51	5.3	4.0	4.0	7.0	40	2.0	4.0	4.0	7.0	25	6.0	0.0	2.5	4.3
22	57	6.0	4.0	5.5	8.8	51	4.0	4.0	4.5	7.5	38	4.0	2.0	3.5	5.8	25	2.0	0.0	1.0	2.5
23	59	3.3	5.3	6.0	9.5	52	3.0	3.0	5.0	8.5	38	4.0	4.0	2.8	4.8	25	2.0	0.0	1.0	2.5

\* Fewer than 15 days data on power measurements and no computations made for D<sub>u</sub> and D<sub>l</sub>.

\* Fewer than 7 days data on voltage and logarithmic measurements.

F<sub>am</sub> = median value of effective antenna noise in db above ktb.

D<sub>u</sub> = ratio of upper decile to median in db.

D<sub>l</sub> = ratio at median to lower decile in db.

V<sub>dm</sub> = median deviation of average voltage in db below mean power.

L<sub>dm</sub> = median deviation of average logarithm in db below mean power.

# MONTH-HOUR VALUES OF RADIO NOISE

STATION KEKAHA, HAWAII

LAT. 22.0 N

LONG. 159.7 W

JULY

1964

M.O.	H.R.	FREQUENCY (Mc)																			
		.013					.051					.160					.495				
		F <sub>am</sub>	D <sub>u</sub>	D <sub>l</sub>	V <sub>dm</sub>	L <sub>dm</sub>	F <sub>am</sub>	D <sub>u</sub>	D <sub>l</sub>	V <sub>dm</sub>	L <sub>dm</sub>	F <sub>am</sub>	D <sub>u</sub>	D <sub>l</sub>	V <sub>dm</sub>	L <sub>dm</sub>	F <sub>am</sub>	D <sub>u</sub>	D <sub>l</sub>	V <sub>dm</sub>	L <sub>dm</sub>
00	153	2.3	2.0	7.0	12.0	126	2.3	2.3	9.0	14.5	102	8.3	4.0	11.0	16.5	82	8.3	6.3	10.5	18.3	
01	153	4.0	0.0	7.5	12.5	128	2.0	4.0	9.5	15.0	102	8.3	6.0	10.5	17.0	84	6.0	10.0	11.5	19.0	
02	155	0.3	4.0	8.8	14.5	128	4.0	2.3	10.8	16.5	104	4.0	6.0	10.8	18.0	84	6.0	8.3	13.5	23.3	
03	153	4.0	2.0	9.5	15.5	128	4.0	2.0	11.0	17.0	102	8.0	4.0	11.5	18.8	82	6.3	6.3	*12.5	*22.0	
04	153	2.3	2.0	10.0	16.0	130	4.0	4.3	12.5	19.3	104	6.3	4.3	11.0	17.5	82	8.0	10.0	*14.0	*23.5	
05	154	2.9	3.0	11.5	18.3	129	4.9	5.0	12.0	19.5	103	7.2	5.2	11.5	18.0	76	10.2	4.4	13.0	19.5	
06	153	2.2	2.2	12.0	19.0	122	4.2	4.0	12.8	19.8	86	6.3	8.0	*14.0	*20.5	58	4.2	4.2	5.3	7.5	
07	151	2.3	4.0	12.0	19.0	116	6.3	4.0	13.8	21.0	71	15.4	10.7	12.3	19.8	54	8.9	4.2	6.0	8.5	
08	149	4.1	2.1	11.0	17.5	108	9.7	4.1	10.3	14.3	68	22.4	7.7	13.5	18.0	54	10.0	6.1	5.5	8.0	
09	149	4.1	2.0	9.5	15.5	108	11.6	4.0	12.0	17.5	70	20.3	9.5	16.5	26.0	52	11.8	4.0	4.5	7.0	
10	149	4.0	2.0	9.3	15.0	112	8.1	6.0	9.8	14.3	70	21.2	9.7	17.3	24.8	52	10.5	4.0	4.8	8.0	
11	151	4.0	2.5	8.5	13.5	112	10.0	4.0	9.0	13.5	66	25.5	4.9	14.5	22.3	52	12.4	6.0	5.5	9.0	
12	151	4.0	2.0	9.0	14.0	114	6.0	4.5	10.5	15.0	70	18.0	10.9	15.0	25.5	52	10.0	6.0	* 3.3	* 6.0	
13	151	2.0	4.0	8.5	13.8	114	7.1	6.0	10.5	16.0	74	10.7	12.7	*13.0	*20.0	50	8.0	4.0	* 5.3	* 7.8	
14	151	2.0	4.0	8.0	13.0	110	10.0	4.0	10.5	14.5	64	20.7	2.0	*13.0	*21.0	52	4.0	6.0	* 4.0	* 6.3	
15	151	2.0	4.0	9.3	14.5	110	8.7	4.7	11.3	15.5	66	14.5	6.5	*12.8	*16.8	52	7.0	4.5	5.5	9.0	
16	149	2.0	4.0	10.0	15.8	108	6.0	4.5	10.0	13.5	64	12.1	4.0	* 5.5	* 8.0	52	4.0	4.0	4.5	7.5	
17	148	3.0	3.0	11.0	17.0	106	6.2	6.0	13.5	19.0	64	10.8	4.0	7.0	10.8	50	4.2	2.2	* 3.8	* 6.5	
18	149	2.0	4.0	10.5	16.5	106	2.3	4.0	8.3	12.3	78	6.6	8.0	7.5	12.0	56	8.3	4.3	4.0	6.5	
19	149	2.0	4.0	8.5	14.3	112	4.0	4.0	7.8	12.0	90	4.3	4.0	6.5	11.0	68	6.6	8.0	8.5	12.0	
20	149	2.3	2.0	7.5	12.5	118	4.3	2.0	8.0	13.0	96	6.3	6.3	6.0	11.0	74	10.0	8.3	* 7.5	*13.0	
21	151	2.3	2.0	7.5	12.0	120	4.3	2.3	9.0	14.5	98	4.3	6.0	9.8	15.0	74	12.3	4.3	12.8	19.8	
22	153	2.0	2.3	7.5	12.0	122	6.0	2.0	9.3	14.3	100	4.3	6.3	11.0	16.0	76	10.8	4.6	*11.0	*18.3	
23	153	2.3	2.0	7.0	11.5	124	4.0	4.0	9.5	14.3	100	8.0	4.0	9.5	15.3	78	14.0	6.6	10.5	17.5	

M.O.	H.R.	FREQUENCY (Mc)																			
		2.5					5					10					20				
		F <sub>am</sub>	D <sub>u</sub>	D <sub>l</sub>	V <sub>dm</sub>	L <sub>dm</sub>	F <sub>am</sub>	D <sub>u</sub>	D <sub>l</sub>	V <sub>dm</sub>	L <sub>dm</sub>	F <sub>am</sub>	D <sub>u</sub>	D <sub>l</sub>	V <sub>dm</sub>	L <sub>dm</sub>	F <sub>am</sub>	D <sub>u</sub>	D <sub>l</sub>	V <sub>dm</sub>	L <sub>dm</sub>
00	56	4.1	4.1	6.0	9.5	50	5.9	2.1	* 3.0	* 6.5	37	4.1	3.7	* 7.5	*10.3	25	2.0	0.0	1.3	2.5	
01	58	2.0	6.0	6.0	10.5	50	4.0	4.0	* 3.5	* 7.8	37	3.9	4.1	3.5	5.5	25	0.1	0.0	1.0	2.5	
02	56	4.1	5.9	* 7.0	*12.5	50	3.9	3.7	3.7	3.7	35	3.7	3.7	2.5	5.0	25	2.0	0.0	1.5	3.0	
03	56	3.7	3.7	6.0	10.5	50	4.0	2.0	* 6.0	* 9.5	33	5.7	3.7	* 7.0	*12.3	25	2.1	0.0	1.3	2.8	
04	56	4.1	4.0	5.5	9.0	48	4.1	3.7	* 5.8	*10.5	37	4.0	6.0	* 8.5	*14.0	25	3.7	0.0	1.0	2.5	
05	56	4.0	5.7	6.5	10.5	46	6.0	4.0	5.5	9.0	33	4.0	4.0	* 3.0	* 5.0	25	2.0	0.0	1.5	3.0	
06	54	4.1	6.1	* 6.5	*11.0	44	6.1	4.0	4.5	8.0	35	5.9	6.1	5.5	8.5	25	2.1	2.0	2.0	3.3	
07	44	4.0	8.0	* 3.5	* 7.0	36	6.0	2.0	6.0	9.0	33	6.0	7.6	* 5.5	* 9.0	23	4.1	0.0	2.0	3.5	
08	36	3.7	4.0	* 2.5	* 4.5	30	7.7	5.7	* 5.0	* 7.5	29	6.1	5.9	* 3.0	* 5.0	23	2.1	0.0	1.5	3.0	
09	30	6.0	2.0	2.5	4.0	26	4.0	5.7	* 5.0	* 7.0	27	3.7	4.1	3.5	5.0	23	4.0	0.0	1.8	3.5	
10	28	7.7	0.1	* 4.3	* 6.3	22	8.3	2.1	2.5	4.5	25	3.7	4.1	2.5	4.0	23	2.3	0.3	1.5	3.0	
11	29	6.4	3.0	3.0	4.8	20	7.4	2.7	* 2.0	* 3.5	23	4.0	4.0	* 2.5	* 4.0	23	2.0	2.0	1.5	3.0	
12	28	10.7	2.0	* 3.0	* 5.0	20	8.5	4.0	3.5	6.0	23	2.0	4.0	* 2.5	* 4.3	23	2.0	2.0	* 1.8	* 3.3	
13	28	10.7	2.0	* 3.5	* 5.0	20	8.0	3.1	* 3.3	* 5.3	23	2.0	4.0	* 2.8	* 4.3	23	2.0	0.5	* 2.3	* 4.5	
14	28	6.0	2.5	2.5	4.5	20	6.7	4.0	* 4.5	* 6.5	23	2.0	4.0	* 3.0	* 5.0	23	2.5	0.0	2.0	4.0	
15	28	6.0	2.0	3.0	5.0	20	6.7	2.0	* 4.5	* 6.5	25	4.0	2.5	* 2.5	* 4.5	25	2.0	2.0	2.5	4.5	
16	32	4.0	6.0	2.3	3.8	22	6.5	2.5	* 3.5	* 5.5	31	2.0	6.2	3.5	6.0	25	3.9	2.0	2.3	3.8	
17	32	4.0	3.9	3.5	5.0	30	2.0	4.0	3.0	5.3	35	2.2	5.9	3.5	6.5	27	0.0	2.2	1.5	3.0	
18	36	3.9	4.2	2.5	5.0	39	5.1	3.2	3.0	6.0	39	2.0	4.2	4.0	7.5	27	2.0	2.2	1.5	3.0	
19	42	7.7	5.7	* 3.5	* 6.5	46	6.0	3.9	* 3.5	* 6.5	37	4.0	2.2	4.0	6.5	27	0.2	2.0	2.0	3.5	
20	50	6.2	6.1	4.5	7.5	50	3.9	4.2	3.5	7.0	37	2.0	4.1	3.5	6.0	26	1.0	1.0	2.0	3.5	
21	52	6.2	5.9	5.5	8.8	50	4.0	4.0	3.5	6.5	37	2.0	4.0	3.5	5.8	25	2.2	0.0	1.3	2.5	
22	52	6.2	3.9	* 4.0	* 7.5	50	4.0	4.0	* 4.0	* 7.5	37	2.2	4.0	3.5	6.0	25	2.0	0.0	1.5	2.8	
23	56	4.0	4.2	* 5.0	* 8.5	52	4.1	6.0	* 3.5	* 6.3	36	3.2	3.0	* 3.3	* 5.5	25	2.2	0.0	1.0	2.5	

\* Fewer than 15 days data on power measurements and no computations made for D<sub>u</sub> and D<sub>l</sub>.

\* Fewer than 7 days data on voltage and logarithmic measurements.

F<sub>am</sub> = median value of effective antenna noise in db above ktb.

D<sub>u</sub> = ratio of upper decile to median in db.

D<sub>l</sub> = ratio of median to lower decile in db.

V<sub>dm</sub> = median deviation of average voltage in db below mean power.

L<sub>dm</sub> = median deviation of average logarithm in db below mean power.

# MONTH-HOUR VALUES OF RADIO NOISE

STATION NEW DELHI, INDIA

LAT. 28.8 N

LONG. 77.3 E

JUNE

1964

H R. T.	FREQUENCY (Mc)																			
	.013					.051					.160					.495				
	F <sub>am</sub>	D <sub>u</sub>	D <sub>l</sub>	V <sub>dm</sub>	L <sub>dm</sub>	F <sub>am</sub>	D <sub>u</sub>	D <sub>l</sub>	V <sub>dm</sub>	L <sub>dm</sub>	F <sub>am</sub>	D <sub>u</sub>	D <sub>l</sub>	V <sub>dm</sub>	L <sub>dm</sub>	F <sub>am</sub>	D <sub>u</sub>	D <sub>l</sub>	V <sub>dm</sub>	L <sub>dm</sub>
00	159	3.2	1.0	8.0	11.0	136	6.2	4.2	8.3	11.3	118	9.1	5.0	8.0	13.0	100	8.5	12.0	8.0	11.5
01	160	2.0	2.2	8.0	11.0	138	2.7	6.0	8.5	11.3	119	8.2	7.9	8.8	14.0	102	6.7	14.7	7.0	11.0
02	159	4.9	1.2	9.0	12.0	138	8.0	6.0	8.8	12.3	119	10.5	4.5	8.5	13.8	100	8.5	18.6	8.0	12.5
03	160	2.2	3.9	9.5	12.0	138	6.9	3.8	9.0	13.0	117	10.6	8.6	9.0	14.3	100	9.8	10.9	8.0	14.0
04	160	2.2	3.9	8.5	11.0	135	9.0	3.5	9.3	13.0	115	14.0	10.3	9.5	14.5	90	18.7	8.7	10.0	14.3
05	158	4.0	2.0	7.8	10.3	132	8.0	6.0	8.8	11.8	110	15.0	17.9	12.0	15.5	86	15.3	15.3	4.0	8.0
06	156	3.9	1.9	7.0	9.8	128	9.3	5.3	9.0	11.5	109	15.0	17.5	13.0	20.0	78	21.7	9.7	* 4.0	* 5.3
07	156	4.0	2.0	8.5	11.0	126	5.5	4.0	* 8.8	* 12.0	102	19.9	7.9	12.5	15.0	76	21.8	8.0	* 4.0	* 7.0
08	156	4.3	2.0	8.0	11.5	126	13.1	3.9	* 9.3	* 12.3	105	19.5	11.5	* 9.0	* 14.0	76	25.1	5.9	* 8.0	* 14.0
09	156	4.2	2.0	8.8	11.5	130	9.0	7.5	9.5	13.3	101	20.0	6.0	10.0	14.3	76	21.2	10.0	6.8	8.8
10	156	4.0	2.9	8.0	11.5	128	8.6	4.3	9.5	14.0	101	21.9	8.3	* 8.3	* 12.3	72	27.7	4.0	* 3.0	* 7.0
11	156	4.1	0.1	8.8	11.8	* 130			* 9.0	* 13.0	103	20.2	5.9	9.5	14.0	* 82			* 7.5	* 11.0
12	158	3.8	2.0	7.5	11.0	134	7.5	5.5	8.5	12.0	113	15.2	12.0	8.8	14.3	* 92			* 5.0	* 8.0
13	160	4.0	2.0	7.3	10.8	138	10.3	8.0	7.8	11.8	115	11.1	12.0	9.0	12.5	90	17.8	16.3	* 7.5	* 9.5
14	162	2.5	4.0	7.8	10.8	136	7.5	6.0	8.0	11.0	121	10.9	15.8	9.0	15.0	96	14.3	27.1	* 6.5	* 10.5
15	162	4.0	2.0	7.0	9.5	138	7.0	7.5	6.5	10.8	123	10.0	20.0	6.0	11.0	102	13.9	25.4	* 6.3	* 12.0
16	164	2.3	4.0	6.5	9.5	138	8.9	8.0	6.5	11.0	123	6.7	16.0	6.0	11.5	100	8.9	19.5	6.0	11.0
17	162	2.0	2.0	6.5	9.5	136	8.7	6.7	7.0	10.5	121	9.1	13.1	7.3	13.8	96	11.5	22.3	8.0	12.5
18	160	4.0	2.0	6.0	8.5	138	6.0	10.0	7.0	12.0	122	5.0	11.9	6.5	11.0	98	10.2	12.0	8.0	14.0
19	160	2.0	4.0	6.5	9.0	138	6.0	4.0	7.5	13.0	121	5.9	12.0	6.5	11.8	100	7.3	15.3	6.5	11.0
20	160	2.2	3.9	7.0	9.5	138	6.0	4.5	8.3	13.0	119	6.5	10.0	7.0	11.0	99	9.9	13.4	7.0	11.0
21	160	2.0	2.2	7.3	10.0	138	4.0	4.5	9.0	11.8	119	6.2	6.4	8.0	11.5	98	8.5	12.0	8.0	15.0
22	160	2.0	2.0	7.0	9.5	136	6.0	4.0	9.3	13.0	119	6.3	5.4	7.0	12.0	100	4.7	14.1	8.0	13.5
23	160	2.0	2.0	6.8	9.8	136	4.0	3.1	7.5	10.0	119	4.3	4.6	8.0	12.5	98	8.0	7.4	* 6.8	* 12.0

H R. T.	FREQUENCY (Mc)																			
	2.5					5					10					20				
	F <sub>am</sub>	D <sub>u</sub>	D <sub>l</sub>	V <sub>dm</sub>	L <sub>dm</sub>	F <sub>am</sub>	D <sub>u</sub>	D <sub>l</sub>	V <sub>dm</sub>	L <sub>dm</sub>	F <sub>am</sub>	D <sub>u</sub>	D <sub>l</sub>	V <sub>dm</sub>	L <sub>dm</sub>	F <sub>am</sub>	D <sub>u</sub>	D <sub>l</sub>	V <sub>dm</sub>	L <sub>dm</sub>
00	69	10.0	11.2	* 7.0	* 10.5	60	3.1	19.2	* 7.5	* 10.0	41	6.3	8.3	* 4.5	* 7.0	25	1.6	2.0	* 1.8	* 3.0
01	69	9.5	18.7	* 8.5	* 11.8	58	7.1	16.5	* 6.5	* 10.0	41	6.0	5.4	* 5.5	* 7.3	25	2.0	2.0	* 2.0	* 3.5
02	69	10.0	20.2	* 8.0	* 10.5	58	6.2	14.3	* 5.5	* 7.8	39	13.1	6.3	5.0	6.5	25	2.4	2.0	* 2.0	* 3.5
03	69	10.6	7.3	* 5.5	* 9.0	56	8.0	12.7	* 5.8	* 8.5	41	12.9	6.9	* 3.0	* 5.0	25	2.3	2.0	* 1.8	* 3.0
04	67	14.1	11.3	* 8.0	* 10.5	56	7.3	13.7	* 6.5	* 9.5	41	8.0	8.0	* 4.8	* 5.3	25	4.1	2.0	* 1.5	* 3.0
05	61	16.0	12.6	* 8.0	* 10.0	54	10.0	15.8	* 6.0	* 8.5	43	4.0	4.7	* 4.5	* 7.0	25	2.1	2.0	* 1.0	* 3.0
06	57	11.4	10.0	7.0	10.5	50	10.9	8.0	6.5	9.0	43	3.3	4.6	* 7.0	* 9.5	25	2.0	2.0	* 2.3	* 3.8
07	51	15.1	7.2	* 5.5	* 8.3	44	14.0	4.9	* 8.0	* 9.5	41	6.9	4.9	7.0	8.5	25	2.0	2.0	* 3.3	* 4.8
08	49	15.0	4.0	5.0	5.5	* 44			* 7.5	* 8.3	39	7.3	3.7	4.8	6.5	25	2.1	2.0	* 4.5	* 6.0
09	49	13.8	3.7	2.5	4.0	42	11.1	8.0	* 4.5	* 5.0	37	5.0	2.5	* 5.5	* 6.5	25	3.9	2.0	* 4.0	* 5.0
10	52	16.9	7.0	* 2.0	* 4.0	* 41	12.8	5.4	* 3.0	* 7.0	37	8.3	3.1	* 4.5	* 4.0	* 26				
11	* 47					* 40			* 5.5	* 8.3	* 39			* 4.8	* 5.8	* 28			* 4.0	* 5.0
12	51	11.9	12.4	* 4.5	* 6.0	45	13.0	7.0	* 5.5	* 9.0	41	10.2	3.1	* 5.5	* 8.5	* 27			* 3.8	* 5.8
13	53	23.1	17.5	* 6.3	* 9.8	46	13.8	12.4	* 5.0	* 7.5	41	7.0	5.5	5.0	7.5	* 29			* 3.8	* 5.3
14	* 55			* 8.0	* 11.0	50	9.0	8.0	5.8	8.5	47	8.9	12.6	4.5	7.3	29	6.3	2.3	* 5.8	* 7.5
15	57	18.8	8.2	* 6.0	* 7.0	54	13.1	8.0	* 5.8	* 9.0	48	5.0	13.0	* 5.0	* 7.5	31	5.7	4.0	* 3.8	* 6.0
16	62	12.0	14.6	* 4.0	* 6.0	57	11.0	7.0	* 3.5	* 7.0	51	5.7	12.2	* 3.5	* 7.0	31	7.0	4.0	* 4.0	* 5.0
17	61	12.4	7.5	* 6.0	* 8.5	60	5.1	17.7	* 5.0	* 7.0	51	5.1	10.0	* 5.0	* 7.0	29	8.4	2.0	* 4.5	* 5.5
18	67	7.9	6.1	* 5.0	* 7.5	66	2.1	10.7	6.0	8.5	51	2.3	2.1			29	2.1	2.1	* 3.8	* 5.3
19	75	2.1	31.4	* 6.0	* 9.8	66	2.0	26.4	* 6.3	* 9.3	51	4.0	12.7	* 5.5	* 8.8	27	4.0	3.3	* 3.0	* 4.5
20	75	6.6	30.0	* 6.8	* 10.5	64	6.0	24.9	* 6.5	* 8.5	50	2.7	14.3	* 4.5	* 6.3	27	2.1	2.1	* 2.0	* 3.5
21	73	4.1	6.9	* 7.0	* 10.5	62	6.0	18.3	* 5.8	* 8.0	49	2.0	13.1			25	2.0	0.0	* 2.5	* 4.3
22	71	5.5	8.4	* 7.0	* 10.0	64	3.0	6.0	* 4.5	* 7.3	47	3.7	13.1	* 4.5	* 7.5	25	2.0	2.0	* 2.0	* 3.5
23	67	11.3	21.7	* 6.3	* 9.0	58	6.0	20.4	* 5.5	* 8.5	45	5.1	7.2	* 7.0	* 7.5	25	1.5	1.5	* 2.0	* 3.5

\* Fewer than 15 days data on power measurements and no computations made for D<sub>u</sub> and D<sub>l</sub>.

\* Fewer than 7 days data on voltage and logarithmic measurements.

F<sub>am</sub> = median value of effective antenna noise in db above ktb.

D<sub>u</sub> = ratio of upper decile to median in db.

D<sub>l</sub> = ratio of median to lower decile in db.

V<sub>dm</sub> = median deviation of average voltage in db below mean power.

L<sub>dm</sub> = median deviation of average logarithm in db below mean power.

# MONTH-HOUR VALUES OF RADIO NOISE

STATION NEW DELHI, INDIA

LAT. 28.8 N

LONG. 77.3 E

JULY

1964

H.R. M.S.L. T.	FREQUENCY (Mc)																			
	.013					.051					.160					.495				
	F <sub>om</sub>	D <sub>u</sub>	D <sub>l</sub>	V <sub>dm</sub>	L <sub>dm</sub>	F <sub>om</sub>	D <sub>u</sub>	D <sub>l</sub>	V <sub>dm</sub>	L <sub>dm</sub>	F <sub>om</sub>	D <sub>u</sub>	D <sub>l</sub>	V <sub>dm</sub>	L <sub>dm</sub>	F <sub>om</sub>	D <sub>u</sub>	D <sub>l</sub>	V <sub>dm</sub>	L <sub>dm</sub>
00	160	4.0	5.7	8.0	11.0	141	6.0	6.9	8.0	12.0	122	10.5	8.0	8.8	12.8	107	8.2	11.9	8.0	13.0
01	159	5.1	3.0	9.0	12.0	141	6.0	6.0	*10.0	*13.8	122	10.2	7.9	11.0	14.5	105	12.0	8.3	9.8	14.8
02	158	6.0	2.2	9.0	12.5	140	9.0	5.9	10.5	15.0	122	7.4	5.4	10.3	14.0	104	11.0	5.9	*10.8	*15.5
03	160	4.0	4.0	9.5	12.3	141	8.7	8.7	11.0	16.0	125	9.0	13.0	*12.8	*17.0	105	10.7	10.7	*10.5	*17.5
04	158	6.0	2.0	10.0	13.0	140	7.0	6.3	*11.8	*14.8	122	12.0	8.5	*13.5	*16.8	99	18.0	8.0	*10.8	*15.5
05	158	7.5	4.0	8.3	10.8	133	12.2	7.1	13.5	18.0	116	17.7	11.3	*13.3	*19.0	93	28.1	17.8	*12.3	*18.5
06	154	14.9	2.9	*8.0	*10.0	131	14.4	9.5	12.8	16.5	111	20.1	18.3	*14.5	*20.0	85	29.4	12.0	*5.0	*5.5
07	154	19.2	3.7	7.5	10.0	129	28.6	12.3	*15.0	*19.5	106	28.9	15.6	*13.0	*15.0	79	41.1	8.0	9.0	9.0
08	154	9.5	4.3	6.5	9.0	125	24.3	6.1	*13.0	*18.5	104	27.9	13.5	*13.0	*18.3	77	32.4	6.5	*4.5	*5.5
09	155	3.7	4.6	8.3	12.0	*125			*12.5	*13.5	100	27.1	8.0	*10.3	*13.8	75	23.7	5.6	*5.5	*6.0
10	154	4.0	4.0	7.5	10.5	*127			*10.0	*14.0	100	23.1	6.6	*17.0	*20.0	*78			*4.0	*7.0
11	158	3.6	4.1	7.5	11.0	*131			*11.0	*16.0	*118					103	4.1	31.9	*10.5	*12.0
12	158	5.7	2.0	*8.3	*11.8	135	10.0	8.0	*10.5	*14.8	118	10.6	11.1	*12.5	*14.5	97	17.5	20.0	*8.0	*14.0
13	160	6.9	2.9	9.0	12.3	138	11.1	9.2	*8.5	*12.5	122	9.7	16.8	*11.0	*16.5	103	10.0	17.5	*10.0	*15.0
14	162	4.6	4.0	7.5	11.0	143	7.5	11.0	*8.5	*12.5	124	8.0	10.0	*8.5	*13.5	105	14.3	10.6	*14.3	*20.5
15	162	6.0	2.0	7.8	11.0	143	9.8	9.8	*10.5	*14.5	126	13.1	7.1	*10.0	*15.5	103	18.6	12.6	*12.0	*16.8
16	162	6.2	1.9	7.3	10.3	143	8.0	6.5	*8.3	*12.8	122	14.6	8.0	9.3	14.5	105	11.5	13.9	11.0	17.5
17	162	5.6	2.0	7.5	10.0	139	10.3	6.0	8.5	13.0	122	10.5	10.5	8.5	13.0	105	9.3	13.3	*13.0	*20.5
18	162	2.0	4.0	7.5	10.8	140	7.0	9.0	9.8	13.3	122	6.7	10.0	*8.0	*12.8	101	10.0	11.1	8.0	12.3
19	158	8.0	2.1	7.5	10.0	139	8.0	6.0	8.5	13.5	123	5.5	9.0	*9.3	*13.8	105	4.0	9.4	8.5	12.5
20	160	2.2	2.4	8.0	11.0	141	4.0	9.1	9.8	13.5	122	6.0	4.2	8.0	12.0	105	5.9	6.4	6.3	10.5
21	158	6.0	2.1	7.3	10.5	139	6.0	6.5	8.5	12.0	122	7.7	5.7	7.8	12.3	105	8.0	8.0	8.0	13.5
22	160	4.0	4.2	8.0	11.3	139	6.1	7.7	8.0	11.5	122	8.0	6.0	8.0	12.3	105	7.9	8.2	8.3	12.5
23	160	4.0	4.3	8.8	12.0	139	4.5	4.5	10.3	12.8	122	8.0	7.5	9.0	13.5	105	8.1	8.1	8.8	12.5

H.R. M.S.L. R.	FREQUENCY (Mc)																			
	2.5					5					10					20				
	F <sub>om</sub>	D <sub>u</sub>	D <sub>l</sub>	V <sub>dm</sub>	L <sub>dm</sub>	F <sub>om</sub>	D <sub>u</sub>	D <sub>l</sub>	V <sub>dm</sub>	L <sub>dm</sub>	F <sub>om</sub>	D <sub>u</sub>	D <sub>l</sub>	V <sub>dm</sub>	L <sub>dm</sub>	F <sub>om</sub>	D <sub>u</sub>	D <sub>l</sub>	V <sub>dm</sub>	L <sub>dm</sub>
00	75	8.2	8.0	5.5	8.8	63	8.9	7.0	5.5	7.5	45	6.0	4.0	4.5	7.0	25	2.2	2.0	2.0	3.5
01	74	9.2	7.0	5.5	9.0	62	8.0	6.0	6.0	7.5	45	8.7	6.7	3.8	6.3	25	2.4	2.0	*2.5	*3.5
02	73	12.0	7.9	6.0	8.3	62	7.0	8.0	5.0	7.0	43	12.5	4.0	*4.0	*6.5	25	3.4	2.0	2.5	4.0
03	75	11.1	9.1	*6.3	*9.5	60	10.9	4.9	5.5	7.0	44	7.9	3.9	6.5	7.5	25	4.0	2.0	2.3	4.0
04	75	8.0	6.0	6.8	10.3	58	8.6	5.3	8.0	10.5	44	12.4	5.0	3.5	6.5	23	5.4	0.7	3.0	3.5
05	69	15.5	8.6	*7.3	*11.8	56	14.9	6.0	*7.5	*11.0	47	13.9	6.1	*7.3	*11.0	23	10.0	2.0	2.8	3.8
06	63	13.9	13.0	8.0	13.0	54	15.2	8.2	*9.3	*13.8	43	10.9	4.0	*7.5	*9.5	23	5.9	2.0	2.0	3.5
07	53	23.6	6.0	*5.5	*7.0	51	17.4	11.0	*8.3	*13.5	39	12.6	4.0	5.5	8.0	23	10.4	2.0	*3.0	*4.0
08	53	26.1	6.0	4.0	8.0	47	29.2	9.3	*10.5	*16.0	39	14.6	6.0	*7.5	*10.0	24	14.5	3.0	*3.0	*4.5
09	51	33.6	6.0	*5.5	*10.0	44	32.7	7.7	*7.0	*9.0	37	13.4	3.5	*5.0	*7.0	23	19.4	2.0	*3.8	*5.3
10	*49			*1.5	*3.5	44	21.4	8.3	*6.0	*10.3	39	9.0	6.0	*8.5	*9.0	23	8.0	0.3	*1.8	*3.0
11	*58			*14.5	*18.5	*48					*43			*7.5	*11.0	26	3.3	3.0	*3.0	*5.0
12	*55			*9.5	*12.8	48	10.6	8.0	*7.0	*10.5	41	10.4	3.7	*9.0	*11.0	27	6.0	2.9	*5.0	*5.5
13	57	23.7	7.7	*6.8	*11.0	48	15.1	7.1	*9.8	*12.3	45	5.5	4.0	*3.8	*6.3	29	4.9	4.9	6.0	8.0
14	61	18.7	12.1	*12.0	*16.3	52	17.3	9.3	12.5	16.0	45	5.2	3.6	3.5	6.0	29	12.0	3.3	*3.0	*5.0
15	65	24.0	13.7	*9.5	*14.3	58	20.0	10.2	9.0	12.5	49	5.8	5.3	5.0	7.5	31	15.1	4.0	4.0	5.0
16	67	22.0	12.7	12.0	16.0	58	13.9	4.0	4.3	7.3	51	2.6	4.0	3.0	5.3	31	4.3	5.7	3.5	5.0
17	65	17.9	6.5	*5.8	*8.5	62	8.3	4.0	5.0	7.0	53	4.6	4.0	*2.5	*4.8	29	6.0	4.0	3.0	4.5
18	69	12.7	6.0	5.5	9.5	66	6.5	6.5	4.5	7.5	51	5.4	2.7	*3.5	*6.0	27	10.0	2.0	*2.8	*4.8
19	75	8.3	10.0	6.0	9.0	66	6.0	6.5	4.5	6.8	53	5.0	4.0	3.8	5.8	27	4.1	3.7	3.0	4.5
20	79	4.0	8.5	5.0	7.0	66	4.5	8.0	*5.3	*7.5	51	10.2	2.0	*4.5	*7.0	25	4.2	2.0	2.3	4.0
21	77	6.0	8.5	6.5	9.5	64	6.0	6.0	5.0	7.0	51	22.8	4.0	4.5	6.0	25	2.0	2.0	2.5	3.5
22	75	6.7	6.7	6.0	9.0	62	8.0	6.0	*5.0	*6.5	49	14.8	4.0	*3.0	*5.0	25	2.0	2.0	*2.3	*3.0
23	77	6.0	10.7	*5.8	*8.5	62	6.5	6.0	5.0	7.0	49	13.6	4.2	5.8	7.8	25	3.6	2.0	4.5	5.5

 \* Fewer than 15 days data on power measurements and no computations made for D<sub>u</sub> and D<sub>l</sub>.

\* Fewer than 7 days data on voltage and logarithmic measurements.

 F<sub>om</sub> = median value of effective antenna noise in db above ktb.

 D<sub>u</sub> = ratio of upper decile to median in db.

 D<sub>l</sub> = ratio of median to lower decile in db.

 V<sub>dm</sub> = median deviation of average voltage in db below mean power.

 L<sub>dm</sub> = median deviation of average logarithm in db below mean power.

# MONTH-HOUR VALUES OF RADIO NOISE

STATION NEW DELHI, INDIA

LAT. 28.8 N

LONG. 77.3 E

AUGUST 1964

H. R. S.T.	FREQUENCY (Mc)																			
	.013					.051					.160					.495				
	F <sub>am</sub>	D <sub>u</sub>	D <sub>l</sub>	V <sub>dm</sub>	L <sub>dm</sub>	F <sub>am</sub>	D <sub>u</sub>	D <sub>l</sub>	V <sub>dm</sub>	L <sub>dm</sub>	F <sub>am</sub>	D <sub>u</sub>	D <sub>l</sub>	V <sub>dm</sub>	L <sub>dm</sub>	F <sub>am</sub>	D <sub>u</sub>	D <sub>l</sub>	V <sub>dm</sub>	L <sub>dm</sub>
00	161	2.0	4.1	9.0	12.5	141	4.3	4.1	10.5	14.5	122	7.1	6.7	9.5	15.0	103	8.0	9.0	8.0	12.5
01	159	4.9	3.7	9.5	12.5	141	4.9	6.0	10.0	15.0	123	5.5	7.5	10.0	15.0	101	9.5	7.0	9.5	12.5
02	159	2.1	4.0	9.8	13.0	140	5.0	10.3	11.3	15.5	123	7.6	7.8	9.5	15.0	103	10.0	8.1	8.5	12.3
03	159	4.0	4.0	9.5	13.0	141	2.1	9.6	*12.3	*16.5	121	8.0	7.9	8.5	14.0	103	6.1	11.4	8.0	14.0
04	159	2.0	4.1	10.3	13.8	139	6.1	9.2	*13.0	*15.8	121	9.9	8.3	11.0	16.5	100	11.0	10.8	*10.5	*15.8
05	157	5.6	4.0	8.5	11.0	129	14.7	4.7	*11.3	*14.8	112	14.8	8.7	*11.5	*18.0	89	13.0	12.0	*7.8	*10.5
06	155	4.1	3.9	7.5	10.0	128	13.5	8.7	*10.5	*15.5	112	15.5	17.4	*13.3	*18.0	87	16.0	12.0	*11.0	*14.3
07	155	5.7	5.6	8.5	10.8	127	12.6	11.1	*12.5	*16.0	107	17.8	14.0	*12.5	*16.0	81	22.2	6.0	*4.0	*6.5
08	153	5.7	4.5	6.5	10.0	123	19.2	9.6	*8.8	*11.3	103	22.0	13.5	*11.6	*15.8	77	25.6	4.1	*5.0	*4.5
09	153	8.0	4.0	*10.0	*11.5	*129			*11.5	*14.5	111	17.5	17.5	*11.0	*16.0	78	29.4	8.3	*3.5	*9.0
10	155	4.7	5.0	*8.5	*12.0	127	9.1	10.1	*10.0	*13.5	107	25.0	16.4	*13.5	*18.5	85	32.0	10.0	*9.3	*13.0
11	157	10.4	4.5	*12.0	*13.0	133	15.6	7.9	*12.0	*15.5	117	16.9	19.0	*13.5	*18.0	96	23.6	15.0	*11.3	*17.3
12	160	9.0	5.0	*9.3	*12.0	*137			*11.8	*16.3	121	13.9	12.3	11.0	15.3	100	17.2	13.1	12.0	16.0
13	161	8.6	2.3	10.0	14.0	143	10.4	14.0	*9.3	*14.3	123	10.9	12.6	*9.0	*13.8	103	10.5	16.5	*9.0	*16.0
14	163	4.0	4.0	9.5	14.5	143	7.4	10.0	9.5	14.0	123	8.0	8.0	8.8	13.8	102	11.5	11.5	8.0	13.8
15	164	2.7	5.4	8.0	12.5	141	8.0	6.7	7.5	12.0	123	11.6	7.7	7.5	11.5	100	13.2	10.9	8.5	12.0
16	163	3.5	2.5	8.5	12.5	141	8.3	6.6	*7.8	*12.5	123	15.1	10.2	10.5	14.5	101	22.3	8.1	*7.8	*15.0
17	163	3.5	3.1	*9.8	*13.0	141	9.5	7.5	*10.3	*15.5	123	12.0	8.5	10.0	14.5	99	18.0	8.0	*9.5	*14.5
18	161	7.8	2.9	8.0	12.0	141	12.2	6.0	9.0	14.0	123	13.3	5.6	8.3	12.8	103	14.3	6.3	9.5	12.0
19	161	4.1	4.0	8.8	12.8	139	8.8	6.3	9.5	14.5	123	7.5	7.0	8.5	14.0	103	6.0	4.0	7.0	13.0
20	159	4.8	2.1	9.0	12.0	139	6.7	8.0	9.0	15.0	123	9.0	7.5	8.0	13.0	105	4.0	8.0	7.5	12.5
21	159	4.1	2.1	9.3	13.3	139	7.0	6.0	10.5	15.0	123	7.9	7.9	9.3	13.5	103	7.5	4.0	6.5	12.0
22	159	4.1	4.0	10.0	12.5	139	7.2	2.0	11.0	16.0	123	9.0	7.5	9.5	14.0	103	7.5	6.0	9.5	14.5
23	159	4.0	4.0	10.0	12.5	139	4.0	4.0	9.5	15.5	122	5.0	5.1	10.0	12.5	103	6.0	9.5	8.5	13.0

H. R. S.T.	FREQUENCY (Mc)																			
	2.5					5					10					20				
	F <sub>am</sub>	D <sub>u</sub>	D <sub>l</sub>	V <sub>dm</sub>	L <sub>dm</sub>	F <sub>am</sub>	D <sub>u</sub>	D <sub>l</sub>	V <sub>dm</sub>	L <sub>dm</sub>	F <sub>am</sub>	D <sub>u</sub>	D <sub>l</sub>	V <sub>dm</sub>	L <sub>dm</sub>	F <sub>am</sub>	D <sub>u</sub>	D <sub>l</sub>	V <sub>dm</sub>	L <sub>dm</sub>
00	73	7.0	8.0	6.5	12.5	61	7.5	4.0	4.5	7.0	43	8.0	6.6			25	5.5	2.0	2.0	4.0
01	73	5.5	8.0	7.0	10.3	61	6.0	4.0	6.8	10.3	43	9.0	4.5			25	5.3	2.0	1.8	3.8
02	73	6.0	8.1	8.5	12.3	61	4.1	4.0	6.5	9.3	43	14.3	6.3			25	4.6	2.0	2.5	4.0
03	73	6.0	7.6	8.0	12.0	61	5.5	5.5	6.5	10.0	41	14.2	7.1			23	3.5	2.0	2.0	3.8
04	74	7.0	12.2	*5.5	*9.5	57	8.1	3.7	5.8	8.8	41	16.9	6.9			23	4.1	1.6	2.0	3.8
05	67	10.0	6.3	*7.8	*12.0	57	8.2	4.2	*5.5	*8.5	45	23.4	8.0			23	2.6	2.0	*1.5	3.0
06	65	2.3	12.3	*8.3	*11.0	57	9.5	10.0	5.5	9.5	43	24.7	8.0			23	2.0	2.0	1.5	3.0
07	58	7.4	8.9	*5.0	*10.0	55	10.7	12.7	*7.5	*12.5	39	17.9	6.0			23	2.0	2.0	2.0	3.5
08	56	8.3	5.0	*4.3	*8.0	50	12.8	10.7	*6.3	*11.0	41	15.5	7.5			23	2.9	2.0	2.3	4.0
09	55	10.6	6.8	*4.5	*7.8	47	13.3	10.6	*6.8	*9.5	37	11.7	6.0			23	3.5	2.0	*1.5	*4.0
10	53	21.9	6.0	*3.3	*6.5	45	8.0	10.0	*5.5	*9.0	41	7.3	10.0			23	13.0	2.0	*1.5	*4.0
11	55	32.0	7.5	*4.0	*5.0	45	24.6	7.3	6.5	9.5	41	6.0	5.5			26	8.5	3.9	2.0	4.5
12	63	25.7	11.9	*8.3	*14.3	49	24.7	8.7	*8.3	*13.5	43	10.9	6.0			27	11.5	3.7	4.5	6.0
13	63	24.0	8.7	*6.8	*9.3	52	14.8	10.8	*5.0	*12.0	43	10.9	4.9			29	7.4	4.5	*4.5	*6.5
14	64	13.0	11.0	5.0	9.0	53	13.1	8.0	*5.8	*9.3	45	5.1	5.1			30	5.5	3.5	2.8	5.0
15	57	25.5	6.0	*3.5	*7.5	57	12.7	8.0	*4.5	*9.0	47	7.9	6.1			29	6.1	4.0	3.3	6.3
16	63	15.3	8.0	*8.0	*11.5	59	8.0	7.1	*4.5	*7.5	49	17.4	4.0			29	9.1	2.0	2.5	5.0
17	65	18.3	7.1	*7.0	*10.0	61	6.6	6.0	*5.0	*8.5	51	7.4	4.5			29	6.4	2.0	*3.0	*5.0
18	72	12.3	7.0	*7.0	*10.0	65	5.1	5.1	5.0	9.0	51	13.8	4.0			27	9.8	2.0	*3.3	*4.5
19	75	11.6	4.2	6.0	9.5	66	5.2	5.2	*5.0	*8.0	51	8.3	7.1			27	14.0	2.0	3.5	5.0
20	75	4.3	5.6	5.8	9.3	65	5.5	5.5	3.5	6.5	49	20.8	6.5			25	14.4	2.0	2.3	4.3
21	73	7.3	4.1	5.5	9.8	63	8.0	5.5	4.5	8.0	47	22.4	4.0			25	13.1	2.0	1.5	3.8
22	73	6.0	7.5	6.3	9.3	63	4.1	7.6	5.8	8.5	47	13.5	6.5			23	8.4	0.0	*2.3	*4.0
23	71	7.5	4.0	7.5	11.0	61	6.0	4.0	5.5	8.5	47	5.4	7.4			25	7.7	2.0	1.5	3.8

\* Fewer than 15 days data on power measurements and no computations made for D<sub>u</sub> and D<sub>l</sub>.

\* Fewer than 7 days data on voltage and logarithmic measurements.

F<sub>am</sub> = median value of effective antenna noise in db above ktb.

D<sub>u</sub> = ratio of upper decile to median in db.

D<sub>l</sub> = ratio of median to lower decile in db.

V<sub>dm</sub> = median deviation of average voltage in db below mean power.

L<sub>dm</sub> = median deviation of average logarithm in db below mean power.



# MONTH-HOUR VALUES OF RADIO NOISE

STATION OHIRA, JAPAN

LAT. 35.6 N

LONG. 140.5 E

JUNE

1964

H. R. L. S. T.	FREQUENCY (Mc)																			
	.013					.051					.160					.495				
	F <sub>om</sub>	D <sub>u</sub>	D <sub>l</sub>	V <sub>dm</sub>	L <sub>dm</sub>	F <sub>om</sub>	D <sub>u</sub>	D <sub>l</sub>	V <sub>dm</sub>	L <sub>dm</sub>	F <sub>om</sub>	D <sub>u</sub>	D <sub>l</sub>	V <sub>dm</sub>	L <sub>dm</sub>	F <sub>om</sub>	D <sub>u</sub>	D <sub>l</sub>	V <sub>dm</sub>	L <sub>dm</sub>
00	158	4.0	2.0	11.5	16.5	133	4.0	2.7	11.0	16.5	113	4.0	7.7	9.5	14.0	90	5.0	5.0	*10.5	*17.3
01	158	2.0	2.5	*11.0	*16.3	133	4.0	4.0	*10.5	*16.5	111	4.3	2.6	*8.5	*13.5	91	4.6	6.0	10.5	17.0
02	158	2.3	2.3	*10.5	*16.0	133	4.9	2.0	*11.3	*17.3	112	5.1	3.2	v 9.3	*14.5	89	6.1	2.2	*8.5	*14.5
03	158	2.0	2.0	11.5	16.5	133	4.3	4.6	*11.8	*17.8	111	6.0	6.0			89	6.3	6.1	*8.0	*13.5
04	158	2.2	4.0	*10.5	*16.5	128	7.0	5.6	12.0	18.0	105	6.0	8.2	*8.5	*14.0	75	12.8	10.6	*3.5	*5.5
05	156	2.5	4.0	11.5	17.0	125	5.3	7.3	*11.0	*17.5	89	20.0	9.4	*8.0	*13.5	61	19.4	6.0		
06	155	3.9	3.9	*11.5	*16.5	119	11.8	6.0	*14.0	*20.0	85	23.2	8.2	*7.8	*12.3	60	30.4	6.3	*3.0	*4.5
07	156	2.7	4.0	*12.0	*18.0	119	9.5	4.0	*14.0	*21.0	91	16.1	4.3	*7.0	*10.3	63	25.3	6.0	*2.3	*4.0
08	156	2.0	2.0	12.5	19.0	121	11.9	4.0	*15.0	*21.5	91	24.4	10.5	*3.0	*5.0	63	13.4	6.0		
09	156	1.9	15.4	*13.5	*19.0	*121			*14.5	*21.0	*91			*13.0	*20.0	*63			*1.5	*3.0
10	*155			*14.3	*19.8	*122			*15.5	*22.0	*91			*3.0	*5.0	*64			*3.5	*5.5
11	156	4.0	4.0	*15.0	*20.0	125	7.3	6.0	*16.5	*22.3	93	17.1	8.0	*3.5	*6.0	63	25.0	3.7	*4.5	*7.0
12	158	2.0	4.0	13.0	19.5	126	8.7	5.2	13.5	22.0	93	10.8	10.0	*10.8	*15.3	63	19.4	6.0	*3.0	*5.5
13	158	2.0	4.0	*13.3	*19.3	127	6.7	4.7	*13.0	*19.3	93	18.0	6.6	*11.0	*15.8	65	21.2	6.0	*3.0	*5.0
14	158	4.0	4.8	12.5	18.5	127	8.3	5.9	11.5	17.5	91	19.6	3.9	10.5	14.8	65	19.8	6.0	*10.0	*19.0
15	158	4.0	2.4	11.3	16.8	127	7.4	6.0	*9.5	*14.5	93	18.0	4.0	*3.0	*6.5	67	24.7	6.7	*10.5	*20.0
16	160	2.9	2.0	10.3	15.8	127	10.3	4.0	*9.5	*15.0	91	24.0	4.0	*9.5	*14.0	65	32.6	5.8	*8.5	*14.8
17	160	4.0	2.0	10.0	15.0	127	12.5	6.5	10.5	15.5	91	28.3	12.0	10.3	14.3	65	28.5	7.0	*14.0	*20.5
18	158	4.0	2.5	9.0	14.0	123	18.0	4.0	*10.5	*15.5	93	28.1	8.1	*13.8	*20.3	71	28.0	10.0	*10.8	*16.8
19	158	2.0	3.9	8.5	13.5	127	10.2	6.0	*11.3	*16.3	105	11.0	6.1	10.5	17.0	79	19.0	11.0	*8.0	*11.5
20	158	3.9	2.0	9.8	14.3	131	7.9	6.3	10.0	15.0	111	6.3	6.3	*8.0	*12.5	83	11.5	5.8	*8.0	*12.5
21	158	4.2	1.9	10.0	14.0	133	5.7	6.0	9.8	15.0	113	6.0	6.0	9.3	14.0	87	10.3	8.6	9.0	14.0
22	158	4.3	2.0	*11.8	*16.8	133	4.6	4.0	9.0	14.5	113	6.6	6.3	8.5	13.5	88	9.5	4.9	*8.8	*13.8
23	158	4.0	2.0	11.0	16.0	133	4.4	4.0	9.5	15.0	111	6.6	4.3	*8.0	*13.3	89	7.1	8.0	*8.5	*14.3

H. R. L. S. T.	FREQUENCY (Mc)																			
	2.5					5					10					20				
	F <sub>om</sub>	D <sub>u</sub>	D <sub>l</sub>	V <sub>dm</sub>	L <sub>dm</sub>	F <sub>om</sub>	D <sub>u</sub>	D <sub>l</sub>	V <sub>dm</sub>	L <sub>dm</sub>	F <sub>om</sub>	D <sub>u</sub>	D <sub>l</sub>	V <sub>dm</sub>	L <sub>dm</sub>	F <sub>om</sub>	D <sub>u</sub>	D <sub>l</sub>	V <sub>dm</sub>	L <sub>dm</sub>
00	65	7.5	4.0	7.5	12.0	59	6.0	4.1	*8.0	*10.0	46	4.0	6.0	*3.5	*5.8	26	2.1	1.6	2.0	4.0
01	65	6.1	4.0	8.0	12.0	59	4.0	7.2	*6.5	*11.0	44	6.3	2.3	*6.0	*8.0	26	2.0	2.0	2.0	3.0
02	65	6.1	5.7	*7.5	*13.5	57	6.2	4.0	*9.3	*13.8	45	5.0	5.0	*5.5	*8.5	26	2.0	2.0	2.0	3.5
03	65	4.2	6.2	*8.8	*13.0	57	4.0	4.0	*8.0	*12.0	40	8.0	5.1	*4.8	*7.0	26	2.0	2.0	*2.0	*3.8
04	57	9.7	6.1	*10.5	*14.0	53	6.1	3.9	*8.5	*13.5	40	2.3	4.3	*5.0	*7.8	26	1.7	2.0	*2.3	*3.5
05	43	10.3	0.0	*7.0	*11.5	49	6.0	4.0	*11.0	*13.0	41	3.0	3.5	*7.5	*12.0	26	2.0	2.0	*3.0	*5.0
06	43	12.4	6.1	*9.5	*13.5	45	6.8	8.0	*8.5	*13.0	40	6.0	4.6	*9.5	*13.5	26	2.0	2.0	*4.5	*7.0
07	43	0.8	5.9	*10.0	*14.3	43	8.0	6.0			38	9.0	6.0	*8.0	*11.0	26	2.0	2.0	*3.0	*5.0
08	39	8.3	4.6	*8.0	*11.0	43	6.3	6.6	*7.5	*11.3	37	6.8	6.8	*2.0	*4.0	26	2.0	2.0	*5.5	*7.5
09	43	4.8	4.8	*5.5	*8.0	37	6.9	0.0	*11.5	*15.5	32	8.2	3.2	*5.8	*8.3	27	1.0	3.0	*3.0	*5.0
10	*39			*5.5	*7.5	*37			*10.5	*16.0	*36			*2.5	*3.5	26	4.6	2.0	*3.0	*4.5
11	39	7.8	2.0	*9.0	*10.0	37	9.1	4.0	*9.5	*13.0	32	10.0	4.0	*2.0	*4.5	26	2.0	2.0	*4.0	*5.0
12	39	6.0	0.7	*7.0	*9.5	37	8.0	4.2	*5.5	*7.0	32	8.5	4.0	*3.5	*5.0	26	2.0	2.0	3.3	5.3
13	39	4.4	0.1	*9.0	*9.5	37	6.3	4.0	*10.8	*14.3	36	4.3	4.6	*4.3	*6.0	27	1.0	3.0	*3.5	*4.8
14	39	4.8	2.0	*8.8	*10.0	37	10.0	3.9	*9.8	*13.5	38	4.1	6.0	*6.5	*10.0	26	2.1	2.0	3.0	4.5
15	43	9.9	6.0	*6.8	*10.0	43	8.4	6.0	*9.8	*13.5	42	4.1	9.5	5.5	7.5	28	2.0	2.0	3.0	4.5
16	43	11.4	4.0	*8.3	*11.5	45	7.7	8.0	*11.5	*18.0	44	6.5	4.0	*7.5	*9.5	28	4.7	2.0	4.3	6.8
17	43	16.0	0.0	*5.0	*6.0	49	9.3	6.0	10.5	13.5	46	7.7	3.9	3.5	6.0	28	2.1	1.6	3.0	4.5
18	49	13.7	6.3	*6.8	*9.5	55	6.3	6.1	*8.0	*10.3	48	5.6	4.0	*3.5	*6.0	28	3.3	2.0	4.0	5.5
19	55	16.0	4.0	*9.0	*11.3	60	6.3	4.3	8.0	10.5	52	3.7	6.0	3.5	7.5	29	4.9	1.2	3.3	5.0
20	63	7.5	5.5	7.0	9.0	63	5.5	4.0	6.3	10.3	50	4.0	4.0	5.5	7.5	28	4.1	1.6	3.0	4.5
21	67	7.7	5.7	6.0	10.3	63	7.0	6.0	6.5	10.0	48	6.0	4.1	5.5	9.0	28	2.1	2.0	2.5	5.0
22	67	5.5	6.0	7.5	10.8	63	5.7	6.0	7.5	10.3	48	4.2	6.2	*4.5	*7.5	28	2.0	2.0	2.5	3.5
23	67	8.0	4.0	6.5	10.0	63	4.1	8.1	7.0	10.5	46	6.2	4.2	7.0	8.5	26	2.0	0.1	2.0	3.5

\* Fewer than 15 days data on power measurements and no computations made for D<sub>u</sub> and D<sub>l</sub>.

\* Fewer than 7 days data on voltage and logarithmic measurements.

F<sub>om</sub> = median value of effective antenna noise in db above ktb.

D<sub>u</sub> = ratio of upper decile to median in db.

D<sub>l</sub> = ratio of median to lower decile in db.

V<sub>dm</sub> = median deviation of average voltage in db below mean power.

L<sub>dm</sub> = median deviation of average logarithm in db below mean power.

# MONTH-HOUR VALUES OF RADIO NOISE

STATION OHIRA, JAPAN

LAT. 35.6 N

LONG. 140.5 E

JULY

1964

H. R. L. S. T.	FREQUENCY (Mc)																			
	.013					.051					.160					.495				
	F <sub>om</sub>	D <sub>u</sub>	D <sub>ℓ</sub>	V <sub>dm</sub>	L <sub>dm</sub>	F <sub>om</sub>	D <sub>u</sub>	D <sub>ℓ</sub>	V <sub>dm</sub>	L <sub>dm</sub>	F <sub>om</sub>	D <sub>u</sub>	D <sub>ℓ</sub>	V <sub>dm</sub>	L <sub>dm</sub>	F <sub>om</sub>	D <sub>u</sub>	D <sub>ℓ</sub>	V <sub>dm</sub>	L <sub>dm</sub>
00	160	6.0	2.7	*11.5	*17.3	134	5.8	4.0	*10.0	*15.5	114	6.1	4.1	*8.8	*15.3	94	6.1	6.2	*8.8	*14.5
01	160	3.5	3.5	*12.0	*16.5	134	5.5	3.5	*9.0	*15.5	115	3.1	5.0	*8.5	*14.8	94	3.7	5.8	*8.5	*14.5
02	160	4.0	5.5	*11.8	*17.5	135	7.6	5.0	*10.8	*16.0	114	6.0	4.0	*8.3	*14.5	92	6.0	9.0	*8.3	*15.0
03	160	3.3	4.0	*12.0	*17.5	134	6.0	4.0	*10.0	*17.0	114	4.3	4.1	*9.5	*15.0	90	9.7	6.6	*8.5	*14.5
04	158	7.8	4.9	*13.0	*18.5	130	7.6	10.0	*10.5	*17.5	108	8.6	12.3	*9.8	*15.5	76	15.4	6.7	*11.0	*15.8
05	156	2.0	4.5	*11.5	*16.0	124	6.0	4.0	*8.5	*13.5	94	18.0	8.7	*9.5	*15.5	64	17.1	2.0	*6.3	*9.5
06	156	2.7	4.0	*13.0	*19.0	120	8.3	3.6	*11.0	*11.0	88	24.3	6.0	*12.8	*17.3	62	21.8	2.0	*5.0	*7.5
07	156	4.0	2.9	*11.8	*16.8	120	9.5	5.5	*14.0	*21.5	94	17.0	10.0	*12.3	*17.5	65	27.2	3.0	*9.8	*16.5
08	156	4.0	3.1	*12.8	*18.0	121	10.5	4.7	*12.5	*18.3	93	23.6	9.0	*14.0	*19.5	67	27.7	4.9	*3.5	*6.0
09	156	4.0	4.0	*13.5	*18.8	*126			*13.0	*20.0	*94			*13.8	*19.5	78				
10	*156			*12.5	*17.8	*127			*13.5	*21.5	*94			*10.5	*16.8	64	32.0	2.0	*6.3	*11.0
11	157	5.1	4.7	*15.0	*20.5	126	6.2	8.0	*13.5	*20.0	94	18.9	8.0	*15.5	*23.0	66	18.5	5.0	*10.8	*13.8
12	156	6.0	2.0	*14.0	*20.0	126	8.0	7.4	*13.0	*19.5	94	18.6	6.3	*13.8	*18.8	65	26.0	3.5	*10.5	*16.5
13	158	4.0	4.0	*12.3	*17.5	128	6.0	7.1	*11.0	*17.5	98	14.3	8.3	*12.8	*19.0	68	18.1	4.0		
14	160	2.0	2.0	*11.3	*17.3	130	4.6	5.3	*11.0	*17.0	96	18.7	6.0	*9.5	*15.0	72	25.4	8.0	*8.5	*12.5
15	161	3.5	3.0	*9.3	*14.5	130	5.5	5.5	*9.5	*15.0	98	24.5	8.0	*12.0	*18.5	79	21.9	15.9	*15.0	*22.8
16	162	5.0	4.0	*8.5	*13.0	130	13.8	8.9	*10.0	*16.5	100	20.6	11.9	*11.3	*17.3	75	25.0	11.2	*11.5	*21.8
17	162	3.9	2.0	*7.8	*12.0	126	14.7	4.0	*11.3	*17.5	94	27.4	8.7	*12.5	*20.0	75	22.8	9.9	*10.8	*18.5
18	160	4.5	2.0	*8.5	*14.3	124	12.0	4.0	*12.8	*18.3	100	25.7	9.9	*12.0	*19.0	80	20.1	10.0	*12.0	*18.5
19	159	6.7	1.2	*8.8	*13.3	128	12.3	6.3	*10.5	*16.5	110	15.2	9.5	*10.5	*16.0	88	8.6	12.0	*8.5	*13.0
20	160	2.0	4.0	*8.5	*14.0	132	5.1	4.0	*9.3	*15.3	114	9.0	4.0	*7.0	*13.8	90	9.4	7.7	*9.5	*15.0
21	160	5.9	2.1	*10.0	*15.0	136	4.0	4.0	*13.5	*19.0	114	8.0	3.3	*9.3	*14.8	94	5.6	6.1	*7.5	*12.0
22	160	6.3	2.2	*10.0	*15.5	134	6.0	4.0	*11.5	*17.0	114	11.0	4.0	*8.0	*13.3	94	4.1	5.8	*8.5	*13.0
23	160	2.5	2.0	*9.5	*16.0	134	4.0	4.0	*9.5	*16.5	114	6.0	4.0	*7.5	*12.8	94	6.1	5.9	*8.5	*13.3

H. R. L. S. T.	FREQUENCY (Mc)																			
	2.5					5					10					20				
	F <sub>om</sub>	D <sub>u</sub>	D <sub>ℓ</sub>	V <sub>dm</sub>	L <sub>dm</sub>	F <sub>om</sub>	D <sub>u</sub>	D <sub>ℓ</sub>	V <sub>dm</sub>	L <sub>dm</sub>	F <sub>om</sub>	D <sub>u</sub>	D <sub>ℓ</sub>	V <sub>dm</sub>	L <sub>dm</sub>	F <sub>om</sub>	D <sub>u</sub>	D <sub>ℓ</sub>	V <sub>dm</sub>	L <sub>dm</sub>
00	65	4.2	6.1	*4.5	*8.3	60	1.9	6.3			42	7.0	4.0	*6.0	*9.0	24	2.0	2.0	*2.3	*3.5
01	63	6.0	4.6	*5.0	*9.5	58	4.0	4.2	*5.5	*9.0	42	6.6	4.0	*2.8	*5.0	24	2.5	0.5	*2.0	*3.5
02	65	4.3	8.8	*8.0	*13.3	56	6.5	4.0			41	3.0	3.0	*5.8	*8.5	24	2.0	2.0	*1.5	*3.5
03	64	3.5	7.0	*8.5	*12.5	56	6.3	6.8	*8.8	*12.8	42	3.3	7.1	*9.0	*12.0	24	2.0	2.0	*2.0	*3.0
04	61	4.4	6.0	*11.0	*16.5	54	4.0	6.0	*6.5	*9.0	39	3.0	7.0	*4.8	*6.5	24	2.1	2.0	*2.0	*3.0
05	51	6.0	8.1	*7.0	*10.0	52	6.0	6.6			38	2.0	7.1	*5.0	*7.0	24	2.0	2.0	*2.0	*3.5
06	43	7.7	3.7			46	8.0	4.0	*11.0	*14.5	42	5.2	7.7			24	2.0	2.0	*2.0	*3.5
07	43	4.4	4.2	*10.3	*14.0	41	10.8	3.1	*14.0	*17.0	40	5.3	8.0			24	2.0	2.0	*2.5	*4.0
08	41	5.9	4.0			38	8.4	3.7			38	5.1	6.0	*7.0	*9.5	24	2.0	2.0	*3.3	*5.3
09	41	8.2	4.2	*7.3	*9.8	39	8.3	4.3			34	14.3	4.3	*6.5	*8.5	*24			*3.0	*4.5
10	*39			*7.5	*11.8	*38			*11.0	*13.0	*36			*4.5	*7.5	*24			*4.0	*3.5
11	43	4.0	9.0	*8.5	*12.0	38	5.7	3.6			32	8.0	4.0	*4.0	*6.0	24	2.9	2.0	*3.0	*5.0
12	43	6.0	4.0	*9.3	*13.3	37	7.0	4.9			32	5.9	4.2	*4.8	*6.5	24			*2.5	*4.5
13	43	6.0	6.0	*9.0	*12.3	38	5.7	4.0			32	7.5	2.0	*9.5	*12.0	26	0.5	4.0	*2.8	*3.5
14	42	4.9	5.0	*9.8	*13.5	38	8.2	4.0			38	4.2	6.4			26	2.0	4.0	*2.8	*4.5
15	43	10.3	5.9	*8.8	*11.5	40	9.7	5.6	*9.8	*12.8	40	5.1	6.2			26	2.3	2.0	*2.5	*3.8
16	43	16.0	4.0	*11.0	*15.5	46	8.0	8.5	*11.5	*15.3	42	4.5	2.0	*7.5	*11.0	26	3.0	2.0	*3.0	*4.0
17	46	11.1	7.0			48	9.1	5.1	*8.0	*12.5	46	4.0	6.6	*5.0	*8.0	26	6.3	2.0	*3.5	*4.0
18	49	10.5	6.0	*10.0	*13.0	56	6.1	14.8	*9.0	*13.3	48	2.5	4.5	*5.0	*7.0	26	6.0	2.0	*3.0	*4.5
19	56	11.1	7.0	*6.3	*9.5	60	4.1	6.0	*5.0	*6.8	*46			*3.8	*6.3	26	6.7	2.0	*3.0	*4.5
20	61	6.0	6.0	*9.5	*12.5	60	6.1	3.1	*5.5	*8.3	47	7.1	5.7	*4.5	*6.3	26	3.6	2.1	*2.5	*4.0
21	64	5.0	5.0	*5.5	*8.3	60	5.9	11.5	*6.3	*9.0	44	6.1	4.0	*5.0	*7.5	26	2.0	2.0	*2.3	*3.5
22	65	6.0	3.7	*6.5	*10.0	60	10.2	6.5	*6.0	*10.0	44	12.9	4.0	*4.0	*7.0	26	2.0	2.1	*2.5	*3.0
23	63	7.9	3.7	*6.5	*9.5	60	4.5	10.5	*5.0	*9.5	43	8.8	5.0	*5.0	*8.0	24	3.9	0.2	*1.8	*3.5

\* Fewer than 15 days data on power measurements and no computations made for D<sub>u</sub> and D<sub>ℓ</sub>.

\* Fewer than 7 days data on voltage and logarithmic measurements.

F<sub>om</sub> = median value of effective antenna noise in db above ktb.

D<sub>u</sub> = ratio of upper decile to median in db.

D<sub>ℓ</sub> = ratio of median to lower decile in db.

V<sub>dm</sub> = median deviation of average voltage in db below mean power.

L<sub>dm</sub> = median deviation of average logarithm in db below mean power.

# MONTH-HOUR VALUES OF RADIO NOISE

STATION DHIRA, JAPAN

LAT. 35.6 N

LONG. 140.5 E

AUGUST 1964

HOUR	FREQUENCY (Mc)																			
	.013					.051					.160					.495				
	F <sub>om</sub>	D <sub>u</sub>	D <sub>l</sub>	V <sub>dm</sub>	L <sub>dm</sub>	F <sub>om</sub>	D <sub>u</sub>	D <sub>l</sub>	V <sub>dm</sub>	L <sub>dm</sub>	F <sub>om</sub>	D <sub>u</sub>	D <sub>l</sub>	V <sub>dm</sub>	L <sub>dm</sub>	F <sub>om</sub>	D <sub>u</sub>	D <sub>l</sub>	V <sub>dm</sub>	L <sub>dm</sub>
00	158	4.5	4.1			*136					116	4.0	4.7			92	12.4	8.4		
01	158	7.7	4.2			*137					116	7.2	6.0			96	10.0	9.1		
02	158	6.0	4.1			*136					116	6.0	6.0			96	9.8	6.0		
03	159	3.2	5.2			*137					116	7.7	6.0			96	6.2	5.1		
04	*158					*138					116	6.0	8.2			91	8.9	10.3		
05	*156					*131					100	21.0	7.5			76	21.1	14.0		
06	154	6.0	2.0			*128					95	19.3	15.3			* 75				
07	*158					*122					* 95					* 72				
08	*154					*120					* 94					* 64				
09	*156					*121					* 94				*11.0	*17.5	* 75			
10	*158					*134					* 98					* 68				
11	156	6.6	4.3	*12.5	*17.5	*128					* 94					* 63				
12	156	6.5	1.9	*14.0	*21.0	*130					99	23.4	8.9			66	37.7	7.5		
13	158	6.2	2.1	*12.3	*18.3	*130					109	21.2	19.6			78	26.2	19.6		
14	160	7.7	3.7	*14.5	*21.0	*130					102	30.1	11.6			86	20.0	23.5	* 3.0	* 4.0
15	163	7.2	6.9	* 9.0	*15.0	*131					116	15.5	25.5			92	13.3	29.3		
16	*162					*134					112	20.0	27.3			88	19.9	27.9		
17	*160					131	17.8	9.0			102	34.6	11.3			78	29.5	13.9		
18	158	10.1	2.1			*123					112	19.6	9.8			90	19.5	15.6	*13.5	*24.0
19	158	11.9	3.5	* 8.0	*12.5	130	19.8	7.8			113	14.8	7.0	* 9.0	*14.0	92	14.2	10.3		
20	*158					*133					116	10.7	4.7			93	14.3	6.3		
21	160	3.7	5.9			135	5.3	9.2			114	9.4	2.0			96	6.6	7.3	* 4.0	* 8.5
22	*159					*136					116	9.8	6.0			93	12.8	5.9		
23	158	8.0	2.1			*135					117	6.4	7.0			94	11.0	7.5		

HOUR	FREQUENCY (Mc)																			
	2.5					5					10					20				
	F <sub>om</sub>	D <sub>u</sub>	D <sub>l</sub>	V <sub>dm</sub>	L <sub>dm</sub>	F <sub>om</sub>	D <sub>u</sub>	D <sub>l</sub>	V <sub>dm</sub>	L <sub>dm</sub>	F <sub>om</sub>	D <sub>u</sub>	D <sub>l</sub>	V <sub>dm</sub>	L <sub>dm</sub>	F <sub>om</sub>	D <sub>u</sub>	D <sub>l</sub>	V <sub>dm</sub>	L <sub>dm</sub>
00	64	8.1	6.2			58	4.7	4.0	* 6.3	* 9.8	42	4.6	4.2	* 3.5	* 7.0	24	2.0	0.9	* 1.8	* 3.0
01	64	10.5	6.5	* 4.5	* 7.0	58	2.0	6.0	* 8.3	*11.5	42	7.1	7.2			24			* 1.5	* 2.8
02	64	8.7	6.0			54	8.0	6.0	* 9.5	*14.0	42	5.8	4.9			24			* 2.5	* 3.0
03	65	6.9	6.9	* 8.0	*13.0	54	6.7	5.4	* 8.5	*12.5	42	5.7	9.7	* 4.0	* 5.0	24	0.1	1.6	* 2.0	* 3.0
04	64	8.4	6.2			54	6.7	4.7			40	7.1	8.0			24			* 2.5	* 3.0
05	58	10.0	4.5			54	6.0	4.9	* 5.5	* 8.5	40	2.0	8.4			24				
06	50	8.7	8.0			50	8.0	10.0			42	4.0	2.0	* 5.0	* 7.5	24			* 2.5	* 3.0
07	44	10.9	4.9	* 8.0	*11.0	47	7.0	11.0			40	4.3	2.8	* 4.0	* 6.5	24	0.9	2.0		
08	42	8.0	6.0			42	8.0	8.3			38	7.0	6.0			24	0.3	2.0	* 1.5	* 3.0
09	40	12.0	8.1			* 35					* 38					* 24				
10	38	14.4	2.2			36	8.3	4.8			* 40					* 24			* 6.5	* 9.0
11	38	13.0	0.0			35	11.1	5.1	*10.5	*13.5	32	12.2	5.6	*14.0	*17.0	24			* 2.5	* 4.5
12	40	6.5	4.0	* 9.5	*13.0	36	10.7	6.7	*14.0	*15.0	32	6.0	2.0	* 3.5	* 6.0	24	2.0	2.0	* 2.0	* 4.0
13	42	14.7	7.4	*10.5	*13.5	36	8.2	10.2	*12.8	*16.0	36	4.6	4.2	* 4.0	* 6.8	24	3.3	1.3	* 4.8	* 7.0
14	42	20.3	4.0	* 7.0	*11.0	36	14.3	6.2	*13.0	*15.5	40	2.1	4.3	*14.5	*17.5	24	2.0	0.0	* 8.5	*11.0
15	50	15.1	11.1	*12.0	*15.5	44	9.1	9.1	* 5.5	* 8.5	42	2.3	2.3	* 4.5	* 7.5	26	2.0	2.0	* 2.3	* 4.5
16	50	12.3	10.3	* 7.0	*10.0	46	10.9	10.0	* 7.0	*10.5	44	6.0	2.0	* 5.0	* 8.0	26	6.1	2.0	* 2.5	* 4.5
17	50	16.5	5.0	* 9.0	*16.5	50	9.9	4.6	* 5.0	* 8.8	* 46					26	6.0	2.0	* 3.3	* 5.3
18	56	12.2	13.7	* 7.5	*10.5	56	4.0	4.0	* 7.5	* 9.0	48	3.6	5.7	* 3.8	* 6.5	26	6.0	2.0	* 3.0	* 5.0
19	60	10.6	4.0	*10.0	*13.8	56	8.0	2.7	* 5.3	* 9.0	50	5.1	6.0	* 5.5	* 6.5	26	6.0	2.0	* 2.3	* 4.3
20	62	10.7	7.4	* 8.0	*11.5	57	5.5	4.0	* 4.5	* 8.0	48	4.1	2.1	* 4.0	* 6.3	26	2.0	2.0	* 2.5	* 3.0
21	64	6.3	8.0	* 5.0	* 9.0	58	4.0	16.0	* 5.5	*10.0	46	12.4	4.0	* 7.0	* 9.8	24	2.0	0.0	* 1.5	* 2.0
22	64	8.0	6.0	* 6.3	*10.5	58	4.7	6.0	* 4.5	* 7.5	44	13.9	3.5	* 5.5	* 6.0	24	2.0	0.9	* 1.8	* 2.3
23	64	8.0	4.3	* 4.0	* 7.0	58	4.7	8.0			44	6.2	5.1	* 3.0	* 4.0	24	2.0	0.0	* 1.0	* 2.0

 \* Fewer than 15 days data on power measurements and no computations made for D<sub>u</sub> and D<sub>l</sub>.

\* Fewer than 7 days data on voltage and logarithmic measurements.

 F<sub>om</sub> = median value of effective antenna noise in db above ktb.

 D<sub>u</sub> = ratio of upper decile to median in db.

 D<sub>l</sub> = ratio of median to lower decile in db.

 V<sub>dm</sub> = median deviation of overage voltage in db below mean power.

 L<sub>dm</sub> = median deviation of overage logarithm in db below mean power.

# MONTH-HOUR VALUES OF RADIO NOISE

STATION PRETORIA, S. AFR.

LAT. 25.8 S

LONG. 28.3 E

JUNE

1964

MO - HR	FREQUENCY (Mc)																			
	.013					.051					.160					.495				
	F <sub>am</sub>	D <sub>u</sub>	D <sub>l</sub>	V <sub>dm</sub>	L <sub>dm</sub>	F <sub>am</sub>	D <sub>u</sub>	D <sub>l</sub>	V <sub>dm</sub>	L <sub>dm</sub>	F <sub>am</sub>	D <sub>u</sub>	D <sub>l</sub>	V <sub>dm</sub>	L <sub>dm</sub>	F <sub>am</sub>	D <sub>u</sub>	D <sub>l</sub>	V <sub>dm</sub>	L <sub>dm</sub>
00	157	6.0	4.0			126	9.0	5.9			104	11.0	7.0			91	10.0	11.1		
01	157	4.9	4.0			126	9.0	5.9			103	11.1	6.0			90	9.9	9.9		
02	157	4.0	3.4			125	10.0	4.9			103	10.9	6.9			89	11.3	11.8		
03	157	4.9	2.4			127	8.0	8.0			103	13.1	7.1			89	11.1	14.2		
04	156	7.0	3.0			127	9.1	7.1			104	11.2	10.1			87	10.0	13.1		
05	157	6.0	3.5			125	10.2	5.1			103	10.2	10.0			87	11.3	11.3		
06	157	4.0	4.0			123	8.2	6.0			93	9.1	8.0			67	10.7	4.0		
07	155	4.6	2.6			118	10.3	9.0			80	18.2	6.1			61	6.1	3.7		
08	153	6.3	4.1			117	11.5	13.9			81	19.6	4.2			64				
09	153	7.7	4.0			113	15.1	10.0			82	17.9	9.0			63	4.0	5.1		
10	151	8.9	2.4			113	14.0	10.0			82	17.9	9.0			65	2.0	9.1		
11	153	6.0	4.4			114	13.0	11.0			81	18.9	6.9			62	5.0	5.9		
12	153	8.0	2.0			117	10.9	12.0			82	17.9	9.9			61	8.2	4.0		
13	155	7.1	4.0			117	11.1	10.0			83	17.1	9.1			61	5.3	3.3		
14	157	4.0	4.0			121	9.8	10.9			85	14.9	10.9			61	8.0	2.0		
15	159	2.9	6.0			121	8.0	10.0			84	18.8	11.0			63	2.9	4.9		
16	159	2.0	4.7			120	8.8	9.9			81	18.2	8.0			65	10.9	6.0		
17	157	4.0	3.4			117	11.4	6.7			93	12.7	16.0			75	19.8	10.0		
18	157	6.0	2.7			123	8.7	8.0			97	11.4	10.0			85	12.0	12.0		
19	159	6.0	2.7			125	10.0	8.7			101	10.7	8.0			87	10.0	6.0		
20	161	4.0	4.7			125	10.7	5.4			101	11.4	6.0			91	8.7	8.0		
21	159	6.0	2.7			127	10.0	8.0			105	10.7	8.7			91	10.0	8.0		
22	157	8.0	2.0			125	12.0	6.0			105	10.7	8.7			91	9.4	6.7		
23	157	6.9	4.0			125	10.7	4.7			107	8.7	10.0			91	9.1	11.1		

MO - HR	FREQUENCY (Mc)																			
	2.5					5					10					20				
	F <sub>am</sub>	D <sub>u</sub>	D <sub>l</sub>	V <sub>dm</sub>	L <sub>dm</sub>	F <sub>am</sub>	D <sub>u</sub>	D <sub>l</sub>	V <sub>dm</sub>	L <sub>dm</sub>	F <sub>am</sub>	D <sub>u</sub>	D <sub>l</sub>	V <sub>dm</sub>	L <sub>dm</sub>	F <sub>am</sub>	D <sub>u</sub>	D <sub>l</sub>	V <sub>dm</sub>	L <sub>dm</sub>
00	* 56					* 55					* 32					* 20				
01	* 59					* 59					* 31					* 20				
02	* 59					* 56					* 31					* 21				
03	* 55					* 58					* 31					* 20				
04	* 59					* 56					* 31					* 20				
05	* 55					* 57					* 31					* 19				
06	* 49					* 53					* 32					* 19				
07	* 39					* 49					* 38					* 19				
08	* 39					* 43					* 35					* 19				
09	* 41					* 45					* 33					* 19				
10	* 38					* 43					* 34					* 19				
11	* 37					* 35					* 35					* 19				
12	* 37					* 37					* 35					* 19				
13	* 37					* 36					* 36					* 19				
14	* 38					* 36					* 39					* 21				
15	* 37					* 42					* 41					* 21				
16	* 39					* 49					* 41					* 21				
17	* 49					* 53					* 40					* 21				
18	* 57					* 59					* 45					* 21				
19	* 57					* 57					* 37					* 23				
20	* 64					* 55					* 39					* 21				
21	* 61					* 59					* 34					* 19				
22	* 59					* 59					* 33					* 19				
23	* 57					* 56					* 31					* 19				

 \* Fewer than 15 days data on power measurements and no computations made for D<sub>u</sub> and D<sub>l</sub>.

\* Fewer than 7 days data on voltage and logarithmic measurements.

 F<sub>am</sub> = median value of effective antenna noise in db above ktb.

 D<sub>u</sub> = ratio of upper decile to median in db.

 D<sub>l</sub> = ratio at median to lower decile in db.

 V<sub>dm</sub> = median deviation of average voltage in db below mean power.

 L<sub>dm</sub> = median deviation at average logarithm in db below mean power.

# MONTH-HOUR VALUES OF RADIO NOISE

STATION PRETORIA, S. AFR.

LAT. 25.8 S

LONG. 28.3 E

JULY

1964

H. R. T.	FREQUENCY (Mc)																			
	.013					.051					.160					.495				
	F <sub>am</sub>	D <sub>u</sub>	D <sub>l</sub>	V <sub>dm</sub>	L <sub>dm</sub>	F <sub>om</sub>	D <sub>u</sub>	D <sub>l</sub>	V <sub>dm</sub>	L <sub>dm</sub>	F <sub>am</sub>	D <sub>u</sub>	D <sub>l</sub>	V <sub>dm</sub>	L <sub>dm</sub>	F <sub>om</sub>	D <sub>u</sub>	D <sub>l</sub>	V <sub>dm</sub>	L <sub>dm</sub>
00	156	5.7	2.0			124	8.6	4.0			104	8.3	7.1			94	9.9	13.0		
01	156	4.3	2.0			124	11.3	4.1			102	11.2	5.1			94	9.9	10.0		
02	154	2.1	4.1			124	12.8	4.1			104	8.2	6.0			93	9.1	7.5		
03	156	4.0	2.1			124	10.1	4.0			104	9.3	8.0			93	8.1	10.1		
04	156	4.3	2.1			124	9.1	5.1			103	10.3	9.0			92	10.6	8.0		
05	156	6.0	5.5			124	11.5	4.0			100	11.3	8.0			88	13.4	15.1		
06	156	6.0	3.9			120	11.4	2.0			88	10.2	5.1			70	6.4	6.9		
07	154	8.0	4.0			118	12.0	4.0			84	11.2	8.0			68	5.1	5.1		
08	153	5.0	7.5			120	9.9	8.1			84	14.5	6.3			70	4.6	4.7		
09	153	10.0	5.1			118	12.0	8.3			84	14.0	6.0			70	4.0	4.9		
10	152	10.5	6.5			116	15.0	6.0			84	13.5	6.0			68	4.1	3.1		
11	150	10.2	4.0			118	11.5	7.5			86	9.3	6.0			70	3.5	5.7		
12	152	9.7	4.1			120	10.0	7.5			84	15.2	5.1			68	6.0	3.0		
13	154	8.0	6.3			120	9.1	6.0			86	14.2	6.0			70	3.3	4.6		
14	156	7.1	5.1			118	12.0	4.0			84	14.0	6.0			68	5.1	4.0		
15	158	4.0	6.0			118	9.8	2.0			84	12.0	6.0			68	6.2	3.1		
16	158	4.0	9.0			118	9.2	4.0			84	11.1	6.0			69	5.0	3.6		
17	156	4.5	5.0			118	8.2	4.0			84	19.3	2.0			75	18.5	6.1		
18	158	4.0	12.3			120	9.2	4.0			92	14.0	5.3			86	11.3	5.3		
19	159	4.9	3.8			124	9.3	4.6			98	11.3	6.0			92	10.0	6.6		
20	160	4.0	2.7			124	9.7	4.1			100	8.1	5.7			94	7.9	12.5		
21	158	3.9	2.0			124	10.0	6.0			101	8.7	5.0			94	9.5	7.5		
22	158	4.0	2.0			124	10.0	4.0			102	11.5	5.5			94	9.8	19.8		
23	156	4.1	2.0			124	9.7	6.1			104	7.3	8.0			94	12.9	18.9		

H. R. T.	FREQUENCY (Mc)																			
	2.5					5					10					20				
	F <sub>am</sub>	D <sub>u</sub>	D <sub>l</sub>	V <sub>dm</sub>	L <sub>dm</sub>	F <sub>om</sub>	D <sub>u</sub>	D <sub>l</sub>	V <sub>dm</sub>	L <sub>dm</sub>	F <sub>am</sub>	D <sub>u</sub>	D <sub>l</sub>	V <sub>dm</sub>	L <sub>dm</sub>	F <sub>om</sub>	D <sub>u</sub>	D <sub>l</sub>	V <sub>dm</sub>	L <sub>dm</sub>
00	69	7.6	6.1			64	6.3	6.0			33	2.0	4.1			24	2.0	2.0		
01	69	7.9	8.0			64	6.2	4.2			31	4.0	2.0			24	2.0	2.0		
02	67	8.0	6.0			64	8.2	4.2			31	3.9	2.1			24	2.0	2.0		
03	67	8.4	5.7			65	5.5	6.0			31	2.1	2.0			24				
04	66	10.7	5.0			64	6.3	6.0			31	2.0	4.0			24	0.1	2.1		
05	65	11.7	6.0			64	7.5	7.5			31					22	2.0	2.0		
06	63	11.9	8.1			62	7.7	4.3			31	4.0	4.1			22	2.0	1.9		
07	54	5.6	3.2			60	10.0	10.0			33	6.0	2.1			22	2.0	1.5		
08	53	2.3	4.3			54	10.2	8.0			* 33					* 24				
09	53	3.1	4.0			54	6.6	10.0			31	6.0	3.2			24	2.0	2.0		
10	52	3.2	4.9			52	8.9	4.9			29	8.3	2.0			24	2.0	2.0		
11	52	3.0	3.2			50	10.3	5.1			30	9.1	3.0			24	4.0	2.0		
12	51	3.7	2.1			50	6.0	4.0			31	10.2	4.0			24	2.0	2.0		
13	51	4.0	2.0			52	6.3	8.0			31	10.0	2.9			26	2.1	3.7		
14	51	4.0	4.0			51	7.2	6.9			35	7.8	6.0			26	2.0	2.0		
15	51	6.0	2.0			51	11.3	5.2			37	11.6	4.1			26	2.0	2.0		
16	53	8.6	4.0			55	12.0	7.5			39	6.3	4.0			25	3.2	1.0		
17	55	15.4	4.0			62	10.6	10.0			41	12.3	4.0			25	3.2	1.0		
18	64	9.1	6.9			66	8.7	4.7			41	6.8	6.0			26	2.0	2.0		
19	67	9.8	6.2			68	4.3	6.3			39	11.2	4.0			26	2.2	2.0		
20	69	7.4	6.0			65	9.9	5.9			37	4.1	4.2			24	4.0	2.0		
21	69	6.3	4.3			66	2.6	6.6			35	4.0	4.0			24	4.0	1.7		
22	69	8.1	7.9			65	7.0	3.5			35	2.1	4.0			24	2.2	1.9		
23	69	10.0	5.4			66	4.0	6.0			33	4.2	2.2			24	2.0	2.0		

 \* Fewer than 15 days data on power measurements and no computations made for D<sub>u</sub> and D<sub>l</sub>.

\* Fewer than 7 days data on voltage and logarithmic measurements.

 F<sub>am</sub> = median value of effective antenna noise in db above ktb.

 D<sub>u</sub> = ratio of upper decile to median in db.

 D<sub>l</sub> = ratio of median to lower decile in db.

 V<sub>dm</sub> = median deviation of average voltage in db below mean power.

 L<sub>dm</sub> = median deviation of average logarithm in db below mean power.

# MONTH-HOUR VALUES OF RADIO NOISE

STATION PRETORIA, S. AFR.

LAT. 25.8 S

LONG. 28.3 E

AUGUST 1964

H. R. L. S. T.	FREQUENCY (Mc)																			
	.013					.051					.160					.495				
	F <sub>om</sub>	D <sub>u</sub>	D <sub>l</sub>	V <sub>dm</sub>	L <sub>dm</sub>	F <sub>om</sub>	D <sub>u</sub>	D <sub>l</sub>	V <sub>dm</sub>	L <sub>dm</sub>	F <sub>om</sub>	D <sub>u</sub>	D <sub>l</sub>	V <sub>dm</sub>	L <sub>dm</sub>	F <sub>om</sub>	D <sub>u</sub>	D <sub>l</sub>	V <sub>dm</sub>	L <sub>dm</sub>
00	155	3.3	4.0			129	7.5	8.0			106	11.1	7.3			95	7.5	6.0		
01	153	7.0	0.0			130	7.6	9.0			106	11.9	8.0			93	9.5	4.0		
02	155	3.5	2.0			129	10.4	6.0			106	10.6	6.0			93	11.8	4.0		
03	155	3.3	4.0			129	5.5	6.0			104	9.8	5.3			92	5.0	4.3		
04	155	4.0	4.0			127	9.3	4.1			102	10.0	7.5			91	7.7	4.0		
05	155	4.0	4.0			127	10.4	5.5			100	12.4	7.6			89	10.0	9.5		
06	155	4.1	4.0			123	6.1	4.1			92	10.0	7.5			67	19.5	5.5		
07	153	7.7	4.0			118	16.3	5.1			92	11.0	7.5			65	6.0	2.1		
08	151	4.0	2.0			114	15.9	5.1			92	6.6	4.6			65	6.5	2.0		
09	151	6.2	4.0			116	11.5	7.5			91	5.1	7.1			67	3.3	4.0		
10	149	7.5	2.0			115	12.0	6.0			92	5.3	8.0			67	2.1	4.0		
11	151	6.0	4.1			117	13.9	6.1			90	5.3	5.3			67	5.9	4.1		
12	152	7.0	4.6			119	14.0	7.5			90	8.6	5.3			67	8.2	4.0		
13	155	4.0	5.7			121	14.3	6.0			92	16.6	6.1			67	15.9	3.7		
14	157	2.3	6.0			123	13.5	6.1			90	19.5	6.0			66	14.4	3.0		
15	159	3.7	6.0			123	13.5	5.5			90	22.0	6.0			67	20.3	4.0		
16	158	3.1	5.0			123	14.0	6.1			92	16.2	8.0			65	22.5	2.0		
17	157	3.3	4.0			121	18.4	6.0			92	18.4	5.5			70	29.5	4.9		
18	155	8.1	3.7			123	17.8	7.9			96	18.2	4.1			85	19.0	8.0		
19	157	5.6	5.6			129	11.5	8.0			100	17.5	5.5			92	12.3	9.6		
20	157	7.0	4.0			131	9.0	10.0			104	12.0	8.0			95	11.9	9.5		
21	156	7.6	3.0			129	10.6	8.0			106	9.3	9.3			95	10.6	10.0		
22	155	5.3	2.0			130	9.0	9.0			106	12.6	7.3			96	9.6	8.3		
23	155	6.0	4.0			130	8.3	9.0			108	8.6	9.3			95	6.3	8.0		

H. R. L. S. T.	FREQUENCY (Mc)																			
	2.5					5					10					20				
	F <sub>om</sub>	D <sub>u</sub>	D <sub>l</sub>	V <sub>dm</sub>	L <sub>dm</sub>	F <sub>om</sub>	D <sub>u</sub>	D <sub>l</sub>	V <sub>dm</sub>	L <sub>dm</sub>	F <sub>om</sub>	D <sub>u</sub>	D <sub>l</sub>	V <sub>dm</sub>	L <sub>dm</sub>	F <sub>om</sub>	D <sub>u</sub>	D <sub>l</sub>	V <sub>dm</sub>	L <sub>dm</sub>
00	66	8.4	3.5			53	6.0	4.0			35	2.0	6.5			27	2.0	4.0		
01	65	8.8	4.3			53	5.1	2.0			33	4.2	3.9			27	2.0	4.3		
02	65	9.8	2.9			53	3.9	2.5			31	7.4	4.0			25	4.0	4.0		
03	65	12.6	2.0			54	8.3	3.5			33	4.0	4.2			25	2.0	2.3		
04	65	11.4	2.7			55	5.5	3.5			31	4.0	2.0			25	2.0	3.9		
05	63	16.0	3.1			53	8.0	5.4			31	4.0	2.0			25	2.0	4.0		
06	59	10.0	8.0			49	12.0	4.7			35	8.0	4.0			24	3.0	1.5		
07	51	11.5	4.9			47	11.1	5.1			35	8.7	2.7			25	2.0	4.0		
08	47	7.9	2.1			41	3.1	6.3			* 34					* 25				
09	49	5.1	4.0			38	13.0	5.0			33	5.7	4.0			25	2.0	2.0		
10	49	8.0	3.5			37	11.5	5.5			31	9.3	4.0			27				
11	49	8.0	4.0			35	9.7	2.8			31	5.3	4.0			27	2.0	3.5		
12	49	2.1	4.0			35	11.7	3.8			29	11.3	4.0			27	2.0	2.0		
13	49	6.0	3.5			35	16.0	4.0			33	10.2	6.0			27	2.0	2.1		
14	49	7.9	3.7			36	20.6	3.0			34	11.1	3.1			27	2.0	2.0		
15	49	9.5	4.0			37	22.1	3.9			37	8.1	3.6			27	2.0	2.0		
16	51	12.0	5.9			39	23.5	2.9			41	5.9	4.0			29	0.0	4.0		
17	53	14.2	5.7			47	16.6	6.1			43	6.1	4.0			27	2.0	2.1		
18	62	17.5	11.5			55	10.3	10.1			43	6.1	3.9			27	2.1	2.0		
19	66	11.0	7.0			55	10.1	6.0			41	9.2	4.1			27	2.0	3.5		
20	66	11.3	8.9			53	8.2	6.3			39	6.0	6.0			26	1.1	3.0		
21	69	8.0	8.7			55	8.0	8.1			37	9.3	6.0			27	1.5	4.0		
22	67	13.7	4.2			55	7.2	4.5			37	10.0	5.5			25	3.7	3.6		
23	67	6.0	4.0			53	6.0	7.7			36	5.0	5.0			27	2.0	4.0		

 \* Fewer than 15 days data on power measurements and no computations made for D<sub>u</sub> and D<sub>l</sub>.

\* Fewer than 7 days data on voltage and logarithmic measurements.

 F<sub>om</sub> = median value of effective antenna noise in db above ktb.

 D<sub>u</sub> = ratio of upper decile to median in db.

 D<sub>l</sub> = ratio of median to lower decile in db.

 V<sub>dm</sub> = median deviation of average voltage in db below mean power.

 L<sub>dm</sub> = median deviation of average logarithm in db below mean power.

# MONTH-HOUR VALUES OF RADIO NOISE

STATION SAO JOSE, BRAZIL

LAT. 23.3 S

LONG. 45.8 W

JUNE

1964

H. R. L. S. T.	FREQUENCY (Mc)																			
	.051					.113					.246					.545				
	F <sub>am</sub>	D <sub>u</sub>	D <sub>ℓ</sub>	V <sub>dm</sub>	L <sub>dm</sub>	F <sub>am</sub>	D <sub>u</sub>	D <sub>ℓ</sub>	V <sub>dm</sub>	L <sub>dm</sub>	F <sub>am</sub>	D <sub>u</sub>	D <sub>ℓ</sub>	V <sub>dm</sub>	L <sub>dm</sub>	F <sub>am</sub>	D <sub>u</sub>	D <sub>ℓ</sub>	V <sub>dm</sub>	L <sub>dm</sub>
00	124	10.7	5.1	9.0	16.0	108	16.0	5.5	* 8.5	*13.5	98	11.6	6.1	8.3	16.0	85	9.0	4.6	5.5	10.3
01	123	12.0	5.5	8.0	12.0	108	13.5	4.0	10.5	16.0	96	11.3	5.6	* 7.8	*12.3	84	10.0	4.0	6.0	9.5
02	124	12.3	5.0	9.5	15.0	110	12.4	6.0	10.0	17.5	95	11.6	6.3	*10.5	*17.5	84	9.3	6.0	* 5.5	*10.0
03	125	11.3	6.0	*10.0	*17.3	109	12.3	7.0	*12.0	*19.0	95	8.3	7.0	9.3	16.5	83	7.0	5.0	* 5.5	* 9.5
04	125	10.0	6.0	*11.3	*18.5	109	11.0	7.0	10.3	17.3	95	8.3	9.0	9.5	16.5	82	7.3	4.0	* 6.0	*10.0
05	123	10.0	4.0	9.5	16.0	108	10.0	8.0	10.3	17.5	92	12.0	8.0	9.5	17.0	86	8.0	6.0	* 9.3	*14.3
06	123	10.0	6.0	* 8.8	*14.3	100	16.0	7.5	11.0	17.5	78	17.3	5.3	* 7.5	*12.5	88	5.5	5.5	* 5.3	*10.3
07	118	9.0	10.3	*12.3	*18.5	96	13.6	9.9	*11.5	*18.0	78	11.6	6.0	*11.0	*17.5	88	4.5	8.5	* 4.5	*10.0
08	113	14.6	6.0	*10.8	*14.5	94	12.6	10.6	* 9.0	*12.0	78	10.0	6.0	* 6.5	*15.3	90	2.0	6.7	* 5.0	*10.0
09	111	16.6	6.3	*10.5	*15.5	98	12.0	10.7	*12.5	*17.0	78	9.2	6.0	* 9.5	*11.0	88	2.0	9.8	* 3.0	* 6.0
10	115	17.3	11.3	* 8.0	*10.5	100	10.3	16.0	* 8.0	*12.5	78	14.0	6.1	*12.0	*16.0	90	4.1	10.4	* 5.0	*10.0
11	115	11.7	11.6	12.0	17.5	96	13.5	11.5	11.5	16.5	78	14.0	4.0	*10.8	*19.8	88	6.0	8.4	* 6.0	*12.5
12	113	14.0	9.5	11.5	16.5	96	15.0	10.0	*12.5	*19.5	78	10.0	4.0	* 9.5	*16.0	90	3.5	9.5	* 4.8	*10.0
13	119	10.0	12.0	10.5	14.5	98	10.5	12.3	11.3	17.3	76	14.3	4.0	8.5	11.5	90	4.0	8.0	* 5.8	* 9.3
14	119	10.0	12.0	*10.5	*15.3	98	10.7	8.0	13.5	18.5	78	12.3	4.1	* 9.8	*13.3	90	2.0	12.3	* 5.0	* 8.8
15	119	10.0	10.3	*11.5	*15.5	96	12.0	7.8	*10.0	*16.5	79	9.3	5.0	* 9.0	*14.5	88	5.7	4.3	* 5.8	* 9.5
16	119	8.0	8.2	*12.0	*17.5	98	12.0	7.5	*10.8	*16.0	80	11.0	7.0	*10.0	*17.0	88	5.6	3.7	* 5.5	*10.0
17	117	11.7	8.1	15.0	20.0	98	16.0	9.7	11.5	19.5	82	14.0	5.5	*14.3	*23.0	86	5.3	4.0	* 7.0	*13.0
18	120	11.6	10.3	12.3	19.8	104	15.3	10.0	11.8	18.8	90	12.0	11.3	*11.5	*17.8	85	5.0	6.3	6.5	12.5
19	121	11.5	7.5	9.8	13.8	104	15.3	6.0	*10.8	*19.3	91	12.3	7.0	* 9.5	*14.8	83	5.0	5.0	6.5	10.5
20	122	12.8	6.3	*11.0	*16.5	106	14.6	6.0	10.5	16.3	92	12.0	6.0	8.0	14.3	88	4.0	4.0	* 6.5	*11.3
21	123	10.6	6.0	10.0	16.3	108	12.6	8.0	*11.3	*18.0	94	13.3	5.3	6.5	13.0	88	4.0	5.3	* 5.3	* 8.8
22	123	11.8	6.0	9.0	15.0	110	12.6	8.0	9.0	15.8	96	11.5	6.0	* 7.0	*12.5	86	8.0	4.0	* 6.0	* 9.5
23	123	11.0	6.0	* 8.5	*14.8	109	13.6	6.3	* 8.0	*15.0	96	13.5	6.0	8.0	13.0	86	8.1	4.0	* 6.5	*10.5

H. R. L. S. T.	FREQUENCY (Mc)																			
	2.5					5					10					20				
	F <sub>am</sub>	D <sub>u</sub>	D <sub>ℓ</sub>	V <sub>dm</sub>	L <sub>dm</sub>	F <sub>am</sub>	D <sub>u</sub>	D <sub>ℓ</sub>	V <sub>dm</sub>	L <sub>dm</sub>	F <sub>am</sub>	D <sub>u</sub>	D <sub>ℓ</sub>	V <sub>dm</sub>	L <sub>dm</sub>	F <sub>am</sub>	D <sub>u</sub>	D <sub>ℓ</sub>	V <sub>dm</sub>	L <sub>dm</sub>
00	58	9.1	6.6	4.8	7.0	61	15.5	16.0	* 4.3	* 7.0	34	9.2	4.0	* 3.0	* 6.5	22	2.0	0.0		
01	57	10.0	5.5	* 4.0	* 5.0	47	7.5	5.5	4.8	6.5	34	7.5	4.0	* 3.5	* 6.5	22	2.0	0.0	* 3.3	* 4.8
02	57	9.3	6.0	5.0	8.5	47	6.0	5.5	4.5	7.3	34	7.3	4.0	3.5	6.0	24	1.6	2.0	* 2.0	* 4.0
03	57	11.1	6.0	5.5	9.0	45	10.0	3.3	3.5	5.5	32	4.0	2.0	* 4.5	* 5.5	24	2.0	2.0	* 2.0	* 5.3
04	56	9.6	5.0	5.0	8.0	43	6.0	4.0	4.5	7.8	32	3.3	3.3	* 3.0	* 4.5	24	1.6	2.0	* 2.0	* 5.5
05	54	12.3	7.0	5.0	7.5	41	9.5	4.0	5.3	9.8	30	2.6	2.0	* 1.5	* 2.0	24	0.6	2.0	* 2.5	* 5.5
06	53	10.0	7.3	* 3.5	* 6.0	44	21.1	4.7	* 4.5	* 6.0	32	7.3	4.0	* 3.5	* 4.5	22	2.6	0.0	* 3.0	* 5.0
07	45	13.0	5.5	* 3.5	* 4.5	66	5.1	11.4	* 7.0	*11.5	36	8.3	5.7	* 5.8	* 7.5	24	0.1	2.0	* 3.0	* 6.0
08	41	10.3	6.3	* 4.3	* 7.0	60	5.0	14.0	* 6.0	* 9.5	34	14.4	4.0	* 4.3	* 6.5	22	2.0	0.7		
09	36	11.5	7.5	* 3.0	* 5.5	53	6.0	12.2	* 7.0	*11.5	32	10.2	4.0			22	2.0	1.3		
10	37	10.0	5.3	* 7.8	*12.0	49	4.0	13.0	* 4.5	*10.0	34	10.3	6.3	* 6.0	10.5	22	2.2	2.2	* 4.3	* 5.8
11	33	7.9	4.0	* 5.8	* 9.0	47	5.9	14.5	* 7.5	*12.5	34	9.6	6.0	* 4.3	* 6.3	24	7.6	3.9	* 4.5	* 6.0
12	33	5.9	6.3	* 4.0	* 5.3	45	4.2	11.3	* 9.0	*16.0	34	8.1	7.6	* 6.3	* 9.5	23	6.6	1.1	* 3.0	* 4.8
13	33	4.6	6.1	* 5.0	* 7.0	49	6.0	6.5	* 5.8	* 9.5	34	10.5	6.0	* 6.5	* 8.0	26	4.0	4.0	* 3.5	* 6.0
14	33	6.0	4.5	* 4.3	* 4.8	51	4.0	17.3			38	10.0	6.3	* 6.0	* 8.5	26	10.6	4.0	* 3.5	* 4.3
15	37	4.6	6.0	* 5.0	* 5.0	51	8.0	12.8	* 5.0	* 9.0	40	6.0	6.0	* 6.3	* 8.0	26	16.0	4.0	* 4.0	* 5.8
16	45	4.0	10.3	* 6.8	*10.8	59	6.0	8.1	* 6.0	*10.5	40	8.0	5.5	* 3.3	* 4.0	27	10.7	5.1	* 3.0	* 7.0
17	47	8.0	6.1	* 5.5	* 7.0	63	7.7	10.2	* 7.0	*10.5	39	11.1	5.0	3.5	4.5	24	5.3	3.3	* 3.0	* 3.5
18	54	8.3	7.0	3.5	4.0	68	5.0	11.6	* 6.0	*10.5	40	13.3	6.0	3.0	4.0	22	4.6	1.3	* 2.5	* 3.3
19	56	8.3	7.0	4.5	8.0	63	8.0	8.0	3.5	6.3	38	17.1	5.3	* 3.0	* 4.0	22	4.0	0.0	* 2.0	* 2.5
20	57	8.6	5.3	4.0	5.8	67	4.0	14.0	* 6.8	*10.8	37	15.6	6.1	2.5	3.3	23	3.0	1.0	* 2.5	* 3.0
21	57	10.0	4.0	5.3	7.0	63	6.0	11.5	* 6.3	*10.3	38	13.8	7.3	3.5	5.0	22	3.6	0.0	* 2.5	* 3.0
22	57	10.0	5.3	4.8	6.5	64	9.0	13.0	* 6.0	* 9.0	36	12.4	5.5	3.0	4.5	22	2.7	0.0	* 2.5	* 3.0
23	57	10.0	5.5	4.5	6.0	59	13.5	15.0	* 4.5	* 7.5	34	12.4	4.0	* 3.0	* 4.0	22	3.7	0.0	* 2.5	* 3.0

\* Fewer than 15 days data on power measurements and no computations made for D<sub>u</sub> and D<sub>ℓ</sub>.

\* Fewer than 7 days data on voltage and logarithmic measurements.

F<sub>am</sub> = median value of effective antenna noise in db above ktb.

D<sub>u</sub> = ratio of upper decile to median in db.

D<sub>ℓ</sub> = ratio of median to lower decile in db.

V<sub>dm</sub> = median deviation of average voltage in db below mean power.

L<sub>dm</sub> = median deviation of average logarithm in db below mean power.

# MONTH-HOUR VALUES OF RADIO NOISE

STATION SAO JOSE, BRAZIL

LAT. 23.3 S

LONG. 45.8 W

JULY

1964

H.R.	FREQUENCY (Mc)																			
	.051					.113					.246					.545				
	F <sub>am</sub>	D <sub>u</sub>	D <sub>l</sub>	V <sub>dm</sub>	L <sub>dm</sub>	F <sub>am</sub>	D <sub>u</sub>	D <sub>l</sub>	V <sub>dm</sub>	L <sub>dm</sub>	F <sub>am</sub>	D <sub>u</sub>	D <sub>l</sub>	V <sub>dm</sub>	L <sub>dm</sub>	F <sub>am</sub>	D <sub>u</sub>	D <sub>l</sub>	V <sub>dm</sub>	L <sub>dm</sub>
00	121	12.0	6.0	7.5	12.0	108	10.2	6.0	6.0	10.0	96	9.3	8.0	6.0	10.3	85	8.9	5.3	4.0	7.5
01	120	13.0	6.3	7.5	11.5	108	12.0	6.0	6.5	10.5	96	9.1	7.1	6.5	11.0	85	8.0	6.0	5.0	8.8
02	121	12.0	6.0	8.0	12.5	106	14.0	6.0	6.0	9.8	96	11.1	7.1	6.3	11.3	83	13.1	4.0	4.5	8.0
03	119	14.0	5.1	7.8	12.8	106	13.1	7.1	6.5	10.0	92	12.0	6.0	6.8	12.5	83	10.5	5.1	5.3	9.0
04	119	14.0	5.1	8.0	12.0	102	18.0	3.1	6.5	10.8	92	10.0	8.0	6.5	12.0	82	11.6	4.3	5.8	9.8
05	119	14.0	4.0	9.0	13.5	104	14.0	6.0	7.0	11.0	90	12.2	7.1	7.3	12.0	87	7.5	8.0	5.0	10.5
06	117	16.0	4.0	8.0	13.5	100	15.1	10.0	6.5	9.5	79	11.6	6.3	7.8	11.8	89	2.0	6.0	4.5	9.0
07	111	15.2	4.0	5.0	7.0	90	17.1	8.0	1.8	3.0	76	8.0	4.0	5.3	7.5	88	5.0	7.0	5.5	9.5
08	109	16.6	4.0	3.5	5.5	93	14.3	9.0	3.3	5.8	78	5.1	5.1	8.5	14.5	89	3.5	5.5	4.8	10.5
09	113	10.1	6.0	2.3	4.3	94	8.6	8.6	4.0	6.5	78	4.2	5.6	7.5	10.5	87	5.7	5.7	5.5	10.5
10	112	18.5	4.9	2.8	5.3	90	17.9	7.6	4.3	6.0	78	6.1	4.0	5.3	7.8	89	4.0	3.7	6.5	11.5
11	113	13.4	9.0	2.5	4.5	90	19.9	4.2	4.0	6.8	78	8.3	4.0	6.8	9.0	88	5.0	5.2	6.8	13.5
12	113	16.6	10.6	4.0	7.0	89	18.2	5.0	2.0	4.0	76	9.5	2.0	7.5	11.3	88	3.0	6.8	5.0	10.5
13	113	19.6	4.1	4.5	7.8	92	16.0	6.0	4.5	6.0	76	9.0	2.0	8.0	10.3	89	3.5	7.5	7.0	12.5
14	114	15.3	5.0	3.5	5.0	96	12.6	8.3	5.3	8.3	76	11.5	2.0	8.8	11.8	87	4.0	6.0	4.0	8.5
15	117	14.0	8.0	2.5	5.0	98	12.3	12.1	5.0	8.5	78	13.1	6.0	6.8	10.0	88	5.2	4.8	5.0	10.0
16	119	12.1	10.1	3.0	5.3	100	17.5	11.7	5.0	7.0	78	10.3	4.0	8.5	12.0	87	4.0	2.3	4.3	9.5
17	117	15.7	10.1	7.5	9.5	98	15.4	9.7	3.0	4.0	84	12.7	10.0	9.0	14.0	85	4.5	4.5	5.5	9.0
18	120	9.1	11.1	5.0	7.0	103	14.6	13.0	9.0	12.8	88	15.3	10.1	7.8	13.5	85	5.7	6.1	5.0	8.8
19	120	11.1	10.7	6.5	9.5	104	16.0	7.7	7.0	12.3	90	15.9	6.2	7.8	13.0	84	5.0	5.2	5.3	8.5
20	117	13.9	6.1	6.0	8.5	107	10.9	10.9	6.5	9.0	92	8.3	4.1	6.8	11.5	87	4.0	6.0	5.5	9.5
21	119	12.1	9.6	6.5	9.8	106	13.0	7.5	6.5	9.5	92	12.0	4.0	7.5	11.0	87	5.1	7.1	4.0	8.0
22	119	12.0	6.0	7.0	10.8	106	11.1	6.0	7.0	10.5	94	13.0	5.5	6.5	11.8	85	8.0	4.0	5.0	9.0
23	119	11.1	5.1	7.5	11.5	108	10.2	6.0	6.0	10.0	96	10.2	7.1	6.5	10.8	87	7.1	6.0	5.8	10.0

H.R.	FREQUENCY (Mc)																			
	2.5					5					10					20				
	F <sub>am</sub>	D <sub>u</sub>	D <sub>l</sub>	V <sub>dm</sub>	L <sub>dm</sub>	F <sub>am</sub>	D <sub>u</sub>	D <sub>l</sub>	V <sub>dm</sub>	L <sub>dm</sub>	F <sub>am</sub>	D <sub>u</sub>	D <sub>l</sub>	V <sub>dm</sub>	L <sub>dm</sub>	F <sub>am</sub>	D <sub>u</sub>	D <sub>l</sub>	V <sub>dm</sub>	L <sub>dm</sub>
00	60	5.5	8.0	6.0	9.0	65	8.0	22.0	5.5	10.3	37	6.0	9.3	3.0	5.5	23	2.5	1.5	2.0	3.5
01	58	10.4	6.0	6.8	12.3	45	10.6	6.0	5.0	8.5	35	7.1	6.0	3.3	5.0	24	2.0	2.0	1.5	2.5
02	56	11.7	4.1	7.0	12.3	45	10.4	4.0	4.3	7.5	35	4.0	5.3	3.0	5.5	24	2.0	2.0	1.5	3.3
03	56	9.3	7.3	5.5	10.0	45	10.0	6.0	6.0	9.5	31	7.1	2.0	2.5	4.5	24	2.0	2.0	2.3	3.8
04	54	11.3	5.3	5.5	11.0	43	10.0	6.0	4.0	7.5	31	5.1	4.2	2.5	4.5	22	4.0	1.3	2.5	4.0
05	54	11.5	7.5	5.0	8.5	43	13.8	11.7	4.0	7.0	30	1.0	6.3	2.5	4.0	22	4.0	2.0	2.0	4.0
06	52	13.3	6.6	7.0	10.5	45	15.0	8.0	4.0	7.5	31	1.3	5.3	3.3	5.0	22	3.6	2.0	2.0	2.8
07	50	9.3	11.3	4.5	8.5	65	3.5	18.9	7.0	14.0	31	8.0	3.5	4.0	6.0	22	4.0	2.0	1.5	2.5
08	41	10.7	9.0	5.5	8.8	57	5.3	13.1	6.0	10.8	31	9.3	4.0	4.0	5.3	23	0.6	3.5	2.3	4.0
09	38	4.1	9.6	5.8	9.0	55	4.0	13.2	5.5	10.5	33	11.2	8.1	7.0	11.3	24	2.0	4.0	2.3	3.8
10	36	4.3	7.9	6.5	8.0	49	6.0	10.1	7.5	13.0	33	9.7	9.5	4.3	7.0	22	5.5	1.7	3.5	5.5
11	34	4.1	7.9	5.5	8.0	47	5.9	15.8	7.8	13.8	31	10.3	6.2	7.5	11.0	24	3.9	4.0	3.3	5.0
12	34	2.3	10.0	4.8	6.3	45	6.3	10.8	7.0	12.5	32	11.0	7.0	5.3	7.3	23	4.3	3.0	2.5	4.0
13	34	5.5	5.5	5.3	7.5	47	4.0	16.9	6.8	13.0	35	8.0	9.3	6.3	9.8	24	3.5	2.0	2.3	3.8
14	34	8.2	4.2	5.0	7.0	47	6.0	9.4	5.5	11.0	35	8.2	8.1	5.5	9.0	24	4.0	2.0	2.5	4.5
15	36	12.5	5.6	5.0	7.5	51	7.6	8.1	7.3	12.8	39	8.0	9.5	4.5	7.5	26	7.8	2.0	2.3	4.0
16	39	17.6	5.1	5.5	8.8	58	3.5	15.5	6.5	11.0	43	6.2	8.2	3.0	5.0	26	2.8	2.0	2.5	4.0
17	48	15.6	9.9	5.5	9.5	64	5.0	12.8	5.8	10.5	51	4.2	16.1	4.0	6.8	26	6.3	4.0	2.5	5.0
18	54	12.0	10.3	5.8	9.5	65	4.0	9.7	7.5	13.0	49	6.0	14.1	2.8	5.5	24	9.6	2.0	3.0	5.0
19	56	15.5	9.9	7.8	13.8	57	8.1	11.7	5.0	10.0	43	9.9	9.7	2.5	4.5	24	10.0	2.0	2.5	4.0
20	56	13.7	9.6	4.3	8.0	64	5.0	12.1	5.3	9.0	39	9.9	6.1	4.0	6.5	24	12.0	2.0	1.5	3.0
21	56	10.1	6.0	6.5	9.5	61	8.0	18.0	6.0	9.8	41	6.0	10.0	3.0	5.5	24	11.1	2.0	1.5	3.5
22	56	10.0	8.0	5.3	8.8	63	8.0	21.3	4.0	8.0	39	9.1	8.0	3.0	5.5	24	10.6	2.0	1.5	3.0
23	56	10.0	7.1	5.3	9.0	65	7.5	14.4	5.5	9.5	37	8.2	8.0	3.5	6.0	24	2.0	2.0	2.5	3.5

 \* Fewer than 15 days data on power measurements and no computations made for D<sub>u</sub> and D<sub>l</sub>.

\* Fewer than 7 days data on voltage and logarithmic measurements.

 F<sub>am</sub> = median value of effective antenna noise in db above ktb.

 D<sub>u</sub> = ratio of upper decile to median in db.

 D<sub>l</sub> = ratio at median to lower decile in db.

 V<sub>dm</sub> = median deviation of average voltage in db below mean power.

 L<sub>dm</sub> = median deviation of average logarithm in db below mean power.



# MONTH-HOUR VALUES OF RADIO NOISE

STATION SAO JOSE, BRAZIL

LAT. 23.3 S

LONG. 45.8 W

AUGUST 1964

H. R. L. S. T.	FREQUENCY (Mc)																			
	.051					.113					.246					.545				
	F <sub>am</sub>	D <sub>u</sub>	D <sub>l</sub>	V <sub>dm</sub>	L <sub>dm</sub>	F <sub>am</sub>	D <sub>u</sub>	D <sub>l</sub>	V <sub>dm</sub>	L <sub>dm</sub>	F <sub>am</sub>	D <sub>u</sub>	D <sub>l</sub>	V <sub>dm</sub>	L <sub>dm</sub>	F <sub>am</sub>	D <sub>u</sub>	D <sub>l</sub>	V <sub>dm</sub>	L <sub>dm</sub>
00	135	5.3	12.0	6.8	11.3	119	8.3	15.0	5.3	10.0	104	9.0	11.0	5.0	9.8	89	9.3	6.0	4.0	7.5
01	135	6.0	12.0	7.3	12.0	118	8.0	14.0	5.5	9.5	103	11.3	10.0	5.3	9.0	89	9.3	7.3	3.5	5.5
02	135	6.0	12.0	6.5	11.0	120	6.0	15.5	5.5	9.5	104	9.0	11.1	5.5	9.0	89	9.7	6.0	4.5	8.0
03	133	8.1	9.7	8.3	13.0	120	6.1	16.1	6.5	12.5	103	9.7	11.7	5.3	9.3	87	8.3	7.7	5.0	8.5
04	133	9.5	9.7	9.0	14.0	117	8.9	15.2	7.5	14.0	101	10.1	10.0	5.5	9.5	87	8.1	7.9	4.5	8.0
05	133	8.1	10.1	8.0	13.0	116	8.1	15.7	* 8.5	* 14.5	99	8.1	10.1	6.0	11.0	89	5.7	7.9	* 4.8	* 8.8
06	129	9.7	6.1	8.5	14.0	104	11.9	11.9	* 8.0	* 13.3	81	11.9	5.9	* 4.0	* 5.8	89	3.7	6.1	* 5.8	* 11.5
07	125	8.1	8.1	6.0	8.0	100	9.9	13.9	* 10.0	* 12.5	79	8.2	4.1	8.0	9.0	89	2.3	4.9	* 3.8	* 7.5
08	121	11.7	8.0	* 7.0	* 11.5	98	13.6	10.3	* 8.0	* 11.5	81	7.4	5.6	7.5	10.0	88	3.1	7.4	* 7.0	* 12.5
09	121	12.4	8.0	* 6.8	* 10.0	96	11.9	7.9	* 8.5	* 10.0	79	7.9	3.7	* 8.0	* 10.0	89	3.6	8.0	* 6.0	* 9.5
10	121	11.0	8.0	3.0	4.5	97	9.0	8.3	* 4.5	* 6.0	79	5.5	2.0	6.5	9.0	89	2.0	5.7	* 4.5	* 9.0
11	122	10.6	8.6	5.5	8.5	98	9.7	8.1	6.0	9.0	79	4.3	2.1	8.0	9.5	87	5.7	7.0	* 4.8	* 12.0
12	121	12.0	8.0	4.5	9.0	94	12.0	8.0	5.0	8.0	79	4.0	4.0	4.5	6.5	87	4.0	7.3	* 5.0	* 10.0
13	121	11.3	6.0	* 4.8	* 7.8	96	9.7	9.6	* 3.5	* 7.0	79	4.9	2.0	6.5	9.5	87	2.0	7.7	* 5.0	* 11.0
14	123	13.9	9.5	* 5.8	* 8.5	104	5.9	13.8	* 6.0	* 9.5	81	6.6	3.9	* 8.0	* 10.5	85	4.0	7.3	* 3.5	* 9.0
15	125	10.7	10.0	* 5.5	* 10.0	102	9.4	14.0	* 8.0	* 14.0	81	10.7	4.0	* 5.3	* 9.0	87	4.7	16.0	* 4.5	* 10.0
16	125	10.0	8.5	6.5	9.0	98	12.3	6.6	* 5.5	* 8.5	81	11.9	3.9	* 6.8	* 10.3	89	2.0	10.0	5.0	9.0
17	125	9.7	8.0	* 4.0	* 6.0	100	10.6	14.2	* 6.5	* 9.0	83	11.7	4.1	* 5.0	* 9.0	85	5.0	9.5	* 6.5	* 11.0
18	123	14.0	7.5	7.5	11.5	108	13.6	18.1	6.5	12.5	89	13.5	9.5	6.5	11.5	85	5.7	6.1	4.5	8.0
19	129	8.0	12.1	7.0	12.3	110	12.0	16.0	6.8	10.3	97	10.0	13.5	5.5	9.5	87	5.5	7.5	4.5	8.0
20	131	8.0	10.0	8.5	13.5	114	11.5	14.0	7.0	11.0	103	7.5	15.5	5.5	9.0	91	4.0	6.0	4.5	7.8
21	133	6.0	10.1	9.0	13.0	116	9.5	15.5	8.0	12.0	103	8.0	12.0	6.5	10.8	91	5.3	8.6	4.0	8.0
22	133	6.0	12.0	8.5	14.0	116	11.3	14.0	* 5.0	* 9.0	105	7.0	13.5	6.0	9.3	91	7.0	8.0	4.8	7.5
23	135	6.0	13.3	8.0	13.0	116	11.5	12.0	7.5	9.5	101	12.6	9.3	5.5	9.0	89	9.7	6.0	* 5.0	* 9.3

H. R. L. S. T.	FREQUENCY (Mc)																			
	2.5					5					10					20				
	F <sub>am</sub>	D <sub>u</sub>	D <sub>l</sub>	V <sub>dm</sub>	L <sub>dm</sub>	F <sub>am</sub>	D <sub>u</sub>	D <sub>l</sub>	V <sub>dm</sub>	L <sub>dm</sub>	F <sub>am</sub>	D <sub>u</sub>	D <sub>l</sub>	V <sub>dm</sub>	L <sub>dm</sub>	F <sub>am</sub>	D <sub>u</sub>	D <sub>l</sub>	V <sub>dm</sub>	L <sub>dm</sub>
00	64	12.0	6.0	4.5	8.0	80	8.6	24.0	4.5	8.0	38	7.3	8.6	3.0	4.5	23	2.0	2.0	1.5	3.0
01	68	9.3	11.3	5.5	9.0	64	11.3	12.6	4.5	7.8	36	10.0	5.3	3.3	5.0	23	2.0	0.0	2.0	3.0
02	68	10.0	14.6	5.0	9.5	62	13.5	9.5	5.0	8.3	36	10.1	5.8	3.0	5.0	23	2.0	2.0	2.0	3.0
03	68	9.7	15.8	5.0	8.0	62	10.3	11.5	4.8	8.5	32	13.8	4.3	3.0	4.5	23	2.1	2.0	* 2.5	* 4.3
04	66	11.7	13.8	4.5	9.0	64	9.7	17.0	4.0	8.0	30	10.1	5.7	2.8	4.5	23	0.2	2.0	2.0	3.3
05	66	10.3	12.2	5.0	8.0	62	12.1	12.3	4.0	6.5	30	5.5	5.9	2.5	4.0	23	2.0	2.0	1.0	2.8
06	66	11.9	13.4	4.5	8.5	66	9.0	18.0	* 5.3	* 8.0	32	9.6	4.3	4.0	5.5	21	2.1	0.0	1.0	3.0
07	60	8.1	12.4	* 5.0	* 9.0	78	4.3	12.8	* 4.3	* 9.5	34	14.0	6.3	4.0	7.0	23	2.0	2.0	2.5	3.5
08	50	14.3	10.0	5.0	8.0	72	4.1	16.0	* 5.5	* 10.5	33	16.6	6.8	5.0	9.0	23	3.7	2.0	3.0	4.8
09	44	7.7	7.9	* 5.0	* 9.0	65	5.0	15.2	* 4.8	* 9.8	38	7.5	8.4	6.0	9.0	23	2.2	2.0	2.8	4.8
10	44	4.0	7.5	5.5	8.8	60	4.2	8.1	* 6.0	* 9.0	36	8.0	9.5	6.0	10.0	23	7.6	2.0	2.0	3.5
11	42	3.5	7.5	4.0	6.0	56	6.0	8.0	* 6.8	* 11.0	33	10.6	7.0	* 6.5	* 10.0	23	7.9	2.0	* 3.5	* 5.8
12	42	2.0	7.5	4.8	6.5	56	6.0	12.6	* 6.3	* 10.5	34	6.0	7.3	5.0	7.5	25	6.0	4.0	2.5	5.0
13	41	5.0	7.1	* 3.5	* 4.5	58	3.7	11.9	* 9.5	* 14.5	35	7.9	10.5	* 7.0	* 8.5	25	7.0	4.0	* 3.0	* 4.0
14	42	2.1	4.6	6.5	9.0	58	3.9	13.5	* 5.5	* 9.0	36	6.5	10.6	* 7.5	* 11.5	25	17.2	4.0	2.5	5.0
15	44	7.2	8.0	* 6.0	* 8.3	62	8.5	12.5	* 6.5	* 11.0	40	4.3	12.0	4.5	7.5	29	18.0	6.0	3.5	5.5
16	45	9.0	9.1	6.0	8.5	66	10.0	12.0	7.3	11.8	46	2.3	10.8	4.0	5.5	29	15.4	6.0	3.0	5.0
17	52	10.1	6.8	5.0	8.5	74	8.2	13.7	6.0	11.0	48	7.7	12.0	4.3	7.5	27	9.0	4.0	4.0	6.0
18	64	8.0	13.0	* 5.0	* 10.0	78	5.6	11.6	* 4.5	* 9.0	50	5.5	13.5	4.0	7.0	25	8.0	2.0	3.0	4.5
19	68	7.9	13.5	* 6.0	* 9.5	74	7.6	19.7	5.0	9.5	42	11.3	8.0	4.5	6.0	23	8.0	0.0	2.0	3.5
20	66	9.7	8.1	4.5	6.5	76	8.0	9.5	* 6.3	* 11.5	40	10.0	9.1	3.0	5.0	23	7.3	2.0	3.5	5.5
21	68	8.0	10.4	4.5	7.5	74	9.0	13.0	* 6.0	* 10.8	38	8.0	9.0	4.0	6.0	23	6.0	2.0	2.8	3.5
22	67	8.3	8.3	4.5	7.3	76	9.0	16.0	4.0	7.5	38	10.0	8.0	3.5	5.0	23	6.0	2.0	1.5	3.5
23	64	11.3	5.3	4.8	7.8	77	8.7	12.5	3.8	7.0	36	11.5	5.5	4.0	6.0	23	4.2	1.6	1.5	3.0

 \* Fewer than 15 days data on power measurements and no computations made for D<sub>u</sub> and D<sub>l</sub>.

\*\* Fewer than 7 days data on voltage and logarithmic measurements.

 F<sub>am</sub> = median value of effective antenna noise in db above ktb.

 D<sub>u</sub> = ratio of upper decile to median in db.

 D<sub>l</sub> = ratio of median to lower decile in db.

 V<sub>dm</sub> = median deviation of average voltage in db below mean power.

 L<sub>dm</sub> = median deviation of average logarithm in db below mean power.

# MONTH-HOUR VALUES OF RADIO NOISE

STATION WARRENSBURG, MO.

LAT. 38.7 N

LONG. 93.8 W

JUNE

1964

H. R. T.	FREQUENCY (Mc)																			
	.013					.051					.160					.495				
	F <sub>am</sub>	D <sub>u</sub>	D <sub>l</sub>	V <sub>dm</sub>	L <sub>dm</sub>	F <sub>am</sub>	D <sub>u</sub>	D <sub>l</sub>	V <sub>dm</sub>	L <sub>dm</sub>	F <sub>am</sub>	D <sub>u</sub>	D <sub>l</sub>	V <sub>dm</sub>	L <sub>dm</sub>	F <sub>am</sub>	D <sub>u</sub>	D <sub>l</sub>	V <sub>dm</sub>	L <sub>dm</sub>
00	166	10.3	6.4			145	16.4	6.0			124	15.5	9.4			99	21.4	6.9		
01	167	10.9	9.1			143	18.0	4.0			119	23.5	8.3			101	22.3	11.1		
02	165	11.1	8.9			145	14.4	7.5			121	16.6	12.1			101	15.5	13.1		
03	165	7.2	9.1			145	9.5	6.0			121	16.2	14.1			100	14.3	17.9		
04	162	10.2	6.0			143	10.0	6.0			114	21.0	15.2			90	22.7	16.7		
05	162	9.9	6.2			135	17.5	2.0			112	23.0	19.5			94	21.7	21.8		
06	162	8.0	7.9			139	12.0	7.5			115	21.7	27.9			100	20.2	29.5		
07	162	8.2	6.4			139	12.0	8.0			112	23.1	26.7			100	16.7	29.4		
08	162	8.0	6.3			141	9.5	10.0			*119					*89				
09	162	5.8	6.9			136	12.7	6.6			109	22.9	18.9			86	26.4	15.5		
10	163	6.9	5.2			137	13.3	4.0			110	21.4	17.1			84	28.2	14.0		
11	162	7.6	5.6			139	11.3	5.3			112	21.0	14.7			80	30.7	8.0		
12	165	3.1	4.7			142	8.3	6.3			117	18.1	18.0			87	34.8	13.2		
13	167	6.8	6.6			143	11.1	6.0			119	19.2	19.6			93	28.6	22.9		
14	168	4.3	5.7			144	8.3	7.0			121	14.3	17.4			88	28.0	16.0		
15	168	7.2	4.0			145	10.2	8.0			119	19.2	13.8			90	25.9	18.0		
16	168	6.1	4.1			143	12.0	5.1			122	14.7	16.7			97	20.7	23.1		
17	168	6.0	3.7			147	8.2	10.0			123	13.7	19.7			100	16.1	27.7		
18	168	6.1	4.1			149	8.0	12.0			122	17.0	20.3			94	23.9	22.0		
19	168	9.6	6.1			151	7.1	14.0			122	18.6	16.6			96	23.3	17.3		
20	167	9.1	5.1			149	9.1	10.0			125	15.7	12.0			102	18.1	12.1		
21	168	8.1	6.1			147	11.1	9.1			125	15.7	9.6			102	17.7	10.0		
22	167	11.0	6.7			149	10.2	10.0			125	14.1	10.1			101	14.9	9.0		
23	167	9.1	7.1			149	10.2	10.0			126	12.7	14.6			105	11.3	12.6		

H. R. T.	FREQUENCY (Mc)																			
	2.5					5					10					20				
	F <sub>am</sub>	D <sub>u</sub>	D <sub>l</sub>	V <sub>dm</sub>	L <sub>dm</sub>	F <sub>am</sub>	D <sub>u</sub>	D <sub>l</sub>	V <sub>dm</sub>	L <sub>dm</sub>	F <sub>am</sub>	D <sub>u</sub>	D <sub>l</sub>	V <sub>dm</sub>	L <sub>dm</sub>	F <sub>am</sub>	D <sub>u</sub>	D <sub>l</sub>	V <sub>dm</sub>	L <sub>dm</sub>
00																				
01																				
02																				
03																				
04																				
05																				
06																				
07																				
08																				
09																				
10																				
11																				
12																				
13																				
14																				
15																				
16																				
17																				
18																				
19																				
20																				
21																				
22																				
23																				

\* Fewer than 15 days data on power measurements and no computations made for D<sub>u</sub> and D<sub>l</sub>.

\* Fewer than 7 days data on voltage and logarithmic measurements.

F<sub>am</sub> = median value of effective antenna noise in db above ktb.

D<sub>u</sub> = ratio of upper decile to median in db.

D<sub>l</sub> = ratio of median to lower decile in db.

V<sub>dm</sub> = median deviation of average voltage in db below mean power.

L<sub>dm</sub> = median deviation of average logarithm in db below mean power.

# MONTH-HOUR VALUES OF RADIO NOISE

STATION WARRENSBURG, MO.

LAT. 38.7 N

LONG. 93.8 W

JULY

1964

T.	M.	R.	H.	FREQUENCY (Mc)																
				.013				.051				.160				.495				
				F <sub>am</sub>	D <sub>u</sub>	D <sub>l</sub>	V <sub>dm</sub>	L <sub>dm</sub>	F <sub>am</sub>	D <sub>u</sub>	D <sub>l</sub>	V <sub>dm</sub>	L <sub>dm</sub>	F <sub>am</sub>	D <sub>u</sub>	D <sub>l</sub>	V <sub>dm</sub>	L <sub>dm</sub>	F <sub>am</sub>	D <sub>u</sub>
00	166	4.0	3.1			145	5.1	4.0			125	6.0	8.1			105	6.0	8.0		
01	166	6.0	4.0			145	8.2	4.0			125	9.4	8.0			105	8.2	6.0		
02	166	7.1	2.0			145	9.1	4.0			125	10.6	5.7			105	11.1	7.1		
03	166	7.1	2.0			147	9.2	6.0			127	13.9	10.1			105	14.2	10.2		
04	166	10.0	4.0			145	11.1	4.0			125	17.4	9.7			99	22.5	11.1		
05	166	11.2	6.0			143	14.0	7.1			125	14.3	21.9			96	25.6	27.0		
06	164	11.1	4.0			141	15.8	6.0			121	14.2	22.0			93	21.7	18.8		
07	164	6.6	3.3			141	11.8	6.0			121	12.3	20.3			93	17.9	21.6		
08	163	5.0	3.0			141	10.5	8.0			*123					95	17.3	20.9		
09	164	6.0	4.5			139	9.9	6.0			117	13.6	19.9			91	15.4	16.7		
10	164	5.3	4.0			138	8.8	4.3			114	14.4	16.0			89	16.0	12.7		
11	164	5.5	4.0			139	9.7	4.0			117	11.9	17.6			89	16.8	18.0		
12	166	4.0	4.0			143	4.0	6.0			119	7.9	19.6			91	13.9	18.0		
13	168	2.1	3.7			144	4.7	6.6			121	6.2	17.6			93	12.0	18.2		
14	170	2.0	4.0			145	4.0	5.5			125	5.9	14.4			95	15.8	18.1		
15	170	3.5	3.5			147	7.5	7.5			125	12.0	13.9			99	17.5	20.9		
16	170	6.2	4.0			147	9.8	8.0			125	9.0	14.1			99	11.5	24.4		
17	170	2.0	4.0			149	4.0	9.5			124	9.2	12.9			99	10.0	21.4		
18	170	2.0	4.0			146	6.3	8.3			123	10.1	12.1			97	13.3	14.6		
19	168	2.0	4.0			145	4.0	7.1			123	6.2	9.9			95	12.0	11.1		
20	166	4.0	3.1			145	6.0	5.1			123	8.4	6.1			99	11.1	7.1		
21	168	4.0	4.0			145	6.0	4.0			125	6.4	6.0			103	8.0	6.0		
22	168	2.0	4.0			145	6.0	4.0			125	9.6	6.0			103	9.1	6.0		
23	166	4.0	2.0			145	6.0	4.0			125	6.1	6.1			105	5.1	8.0		

T.	M.	R.	H.	FREQUENCY (Mc)																	
				2.5				5				10				20					
				F <sub>am</sub>	D <sub>u</sub>	D <sub>l</sub>	V <sub>dm</sub>	L <sub>dm</sub>	F <sub>am</sub>	D <sub>u</sub>	D <sub>l</sub>	V <sub>dm</sub>	L <sub>dm</sub>	F <sub>am</sub>	D <sub>u</sub>	D <sub>l</sub>	V <sub>dm</sub>	L <sub>dm</sub>	F <sub>am</sub>	D <sub>u</sub>	D <sub>l</sub>
00																					
01																					
02																					
03																					
04																					
05																					
06																					
07																					
08																					
09																					
10																					
11																					
12																					
13																					
14																					
15																					
16																					
17																					
18																					
19																					
20																					
21																					
22																					
23																					

\* Fewer than 15 days data on power measurements and no computations made for D<sub>u</sub> and D<sub>l</sub>.

\* Fewer than 7 days data on a voltage and logarithmic measurements.

F<sub>am</sub> = median value of effective antenna noise in db above ktb.

D<sub>u</sub> = ratio of upper decile to median in db.

D<sub>l</sub> = ratio at median to lower decile in db.

V<sub>dm</sub> = median deviation of average voltage in db below mean power.

L<sub>dm</sub> = median deviation of average logarithm in db below mean power.

# MONTH-HOUR VALUES OF RADIO NOISE

STATION WARRENSBURG, MO.

LAT. 38.7 N

LONG. 93.8 W

AUGUST 1964

H. R. L. S. T.	FREQUENCY (Mc)																			
	.013					.051					.160					.495				
	F <sub>am</sub>	D <sub>u</sub>	D <sub>l</sub>	V <sub>dm</sub>	L <sub>dm</sub>	F <sub>am</sub>	D <sub>u</sub>	D <sub>l</sub>	V <sub>dm</sub>	L <sub>dm</sub>	F <sub>am</sub>	D <sub>u</sub>	D <sub>l</sub>	V <sub>dm</sub>	L <sub>dm</sub>	F <sub>am</sub>	D <sub>u</sub>	D <sub>l</sub>	V <sub>dm</sub>	L <sub>dm</sub>
00	167	5.7	4.1			145	5.2	4.8			123	8.2	6.1			104	5.8	5.6		
01	167	4.1	4.1			145	6.4	4.6			123	9.7	6.0			104	5.9	4.1		
02	166	6.8	5.0			145	6.7	4.6			121	11.7	4.1			104	8.1	4.1		
03	165	6.1	4.0			144	7.7	3.6			121	13.2	4.1			104	7.7	5.6		
04	165	6.1	3.8			144	7.7	6.1			120	14.2	8.6			100	13.6	9.4		
05	163	7.7	3.8			142	9.7	7.6			117	18.0	10.3			84	32.1	14.0		
06	163	9.7	5.4			139	16.3	6.6			117	20.8	14.4			92	24.8	16.8		
07	163	5.9	5.8			138	12.0	7.3			116	20.4	13.4			88	25.7	16.3		
08	161	14.8	3.9			136	12.1	7.6			*107					* 74				
09	*163					*136					*108					* 81				
10	163	4.0	6.6			136	6.3	4.2			107	16.1	11.9			* 75				
11	163	2.1	4.1			136	5.7	3.6			104	18.0	5.1			* 73				
12	163	3.7	2.1			138	3.7	3.7			109	11.4	9.2			* 80				
13	165	2.1	3.6			138	5.8	1.7			113	12.7	9.9			* 82				
14	167	2.3	2.0			140	6.2	2.0			113	15.6	6.2			83	19.0	11.2		
15	167	3.7	1.7			142	7.9	4.0			115	13.9	7.7			82	24.0	8.4		
16	169	3.9	2.2			141	10.9	2.9			117	14.2	8.3			84	24.3	8.8		
17	169	2.2	2.2			142	8.5	4.0			119	12.6	10.6			88	17.7	10.8		
18	167	4.6	2.2			142	8.7	4.0			119	10.9	8.2			90	15.3	10.1		
19	166	3.6	3.0			144	6.5	6.0			121	10.7	6.4			99	9.9	9.0		
20	167	2.6	4.2			145	5.5	5.2			124	6.0	7.1			102	6.9	3.9		
21	167	4.5	2.2			146	4.8	6.1			124	5.9	7.1			104	6.6	5.9		
22	167	4.6	4.1			144	6.8	2.0			123	7.3	6.2			106	2.9	6.2		
23	167	4.6	2.6			144	6.6	2.0			123	7.0	6.1			104	6.7	4.1		

H. R. L. S. T.	FREQUENCY (Mc)																			
	2.5					5					10					20				
	F <sub>am</sub>	D <sub>u</sub>	D <sub>l</sub>	V <sub>dm</sub>	L <sub>dm</sub>	F <sub>am</sub>	D <sub>u</sub>	D <sub>l</sub>	V <sub>dm</sub>	L <sub>dm</sub>	F <sub>am</sub>	D <sub>u</sub>	D <sub>l</sub>	V <sub>dm</sub>	L <sub>dm</sub>	F <sub>am</sub>	D <sub>u</sub>	D <sub>l</sub>	V <sub>dm</sub>	L <sub>dm</sub>
00																				
01																				
02																				
03																				
04																				
05																				
06																				
07																				
08																				
09																				
10																				
11																				
12																				
13																				
14																				
15																				
16																				
17																				
18																				
19																				
20																				
21																				
22																				
23																				

\* Fewer than 15 days data on power measurements and no computations made for D<sub>u</sub> and D<sub>l</sub>.

\* Fewer than 7 days data on voltage and logarithmic measurements.

F<sub>am</sub> = median value of effective antenna noise in db above ktb.

D<sub>u</sub> = ratio of upper decile to median in db.

D<sub>l</sub> = ratio of median to lower decile in db.

V<sub>dm</sub> = median deviation of average voltage in db below mean power.

L<sub>dm</sub> = median deviation of average logarithm in db below mean power.

## SEASONAL TIME-BLOCK VALUES OF RADIO NOISE

BALBDA, CANAL ZONE    LAT. 9.0 N    LDNG. 79.5 W    SUMMER (JUNE, JULY, AUGUST) 1964

FREQ. (Mc)	TIME BLOCKS (LST)														
	0000-0400					0400-0800					0800-1200				
	F <sub>om</sub>	D <sub>u</sub>	D <sub>l</sub>	V <sub>dm</sub>	L <sub>dm</sub>	F <sub>om</sub>	D <sub>u</sub>	D <sub>l</sub>	V <sub>dm</sub>	L <sub>dm</sub>	F <sub>om</sub>	D <sub>u</sub>	D <sub>l</sub>	V <sub>dm</sub>	L <sub>dm</sub>
.013	163	8.0	12.0			162	9.0	13.0			161	6.0	14.0		
.051	146	6.0	11.0			144	8.0	15.0			138	10.0	13.6		
.160	125	8.3	10.0			123	8.0	14.0			118	12.0	16.0		
.495	102	10.0	8.0			98	12.0	16.0			90	18.0	18.0		
2.5	64	13.7	11.3			62	12.5	16.0			46	15.9	12.9		
5	54	13.9	17.9			53	16.0	18.5			42	15.7	10.7		
10	37	13.0	9.5			36	10.5	8.5			35	8.0	8.0		
20	25	8.0	14.0			23	10.0	12.0			23	7.9	12.0		

FREQ. (Mc)	TIME BLOCKS (LST)														
	1200-1600					1600-2000					2000-2400				
	F <sub>om</sub>	D <sub>u</sub>	D <sub>l</sub>	V <sub>dm</sub>	L <sub>dm</sub>	F <sub>om</sub>	D <sub>u</sub>	D <sub>l</sub>	V <sub>dm</sub>	L <sub>dm</sub>	F <sub>om</sub>	D <sub>u</sub>	D <sub>l</sub>	V <sub>dm</sub>	L <sub>dm</sub>
.013	163	6.2	12.5			163	7.5	10.0			161	8.0	10.0		
.051	142	10.0	13.0			141	11.0	9.9			144	6.0	12.0		
.160	122	10.1	14.9			119	12.9	9.0			122	9.0	9.0		
.495	98	14.0	19.1			96	13.1	12.0			102	8.0	10.0		
2.5	51	21.5	15.1			61	16.0	12.0			65	10.1	11.0		
5	52	16.5	18.0			60	18.0	21.1			54	20.0	15.0		
10	40	11.8	10.0			46	8.5	6.5			42	8.6	9.5		
20	25	13.1	14.0			28	9.0	17.0			23	8.7	12.0		

F<sub>om</sub> = median value of effective antenna noise in db above ktb.  
 D<sub>u</sub> = ratio of upper decile to median in db.  
 D<sub>l</sub> = ratio of median to lower decile in db.  
 V<sub>dm</sub> = median deviation of overage voltage in db below mean power.  
 L<sub>dm</sub> = median deviation of overage logarithm in db below mean power.

# SEASONAL TIME-BLOCK VALUES OF RADIO NOISE

BILL, WYOMING

LAT. 43.2 N

LONG. 105.2 W

Summer (JUNE, JULY, AUGUST) 1964

FREQ. (Mc)	TIME BLOCKS (LST)														
	0000-0400					0400-0800					0800-1200				
	F <sub>om</sub>	D <sub>u</sub>	D <sub>l</sub>	V <sub>dm</sub>	L <sub>dm</sub>	F <sub>om</sub>	D <sub>u</sub>	D <sub>l</sub>	V <sub>dm</sub>	L <sub>dm</sub>	F <sub>om</sub>	D <sub>u</sub>	D <sub>l</sub>	V <sub>dm</sub>	L <sub>dm</sub>
.013	163	6.0	6.0	9.5	17.0	161	4.0	6.0	11.0	18.5	161	4.0	6.0	11.5	19.0
.051	142	4.0	4.0	4.5	8.5	134	6.0	4.0	5.0	9.5	134	6.0	6.0	5.5	9.8
.160	120	6.0	10.2	6.5	12.5	108	12.0	24.3	10.5	20.0	106	14.0	8.7	11.5	20.0
.495	98	8.0	16.0	6.0	12.0	70	20.0	20.0	8.5	12.5	71	25.9	17.0	8.5	13.5
2.5	73	6.1	6.0	4.0	8.0	51	16.0	20.0	6.5	11.5	27	21.3	6.0	5.0	8.5
5	58	8.0	4.0	4.0	8.0	50	8.0	12.0	5.5	9.5	36	12.0	7.5	6.5	10.5
10	39	11.0	6.0	3.0	5.5	41	5.0	6.0	3.5	6.5	37	4.0	5.0	4.0	7.0
20	25	2.0	0.0	1.0	2.5	25	2.0	2.0	1.5	3.0	25	4.0	2.0	2.0	3.0

FREQ. (Mc)	TIME BLOCKS (LST)														
	1200-1600					1600-2000					2000-2400				
	F <sub>om</sub>	D <sub>u</sub>	D <sub>l</sub>	V <sub>dm</sub>	L <sub>dm</sub>	F <sub>om</sub>	D <sub>u</sub>	D <sub>l</sub>	V <sub>dm</sub>	L <sub>dm</sub>	F <sub>om</sub>	D <sub>u</sub>	D <sub>l</sub>	V <sub>dm</sub>	L <sub>dm</sub>
.013	167	4.0	4.0	7.5	13.5	169	4.0	4.0	6.5	12.0	167	4.0	6.0	7.5	14.5
.051	142	8.0	6.0	6.0	10.0	144	12.0	6.0	5.8	10.0	144	6.0	4.2	5.0	8.5
.160	122	10.0	14.0	8.0	15.0	126	12.0	12.0	7.0	12.5	124	8.0	8.0	5.0	10.0
.495	98	16.0	24.1	9.0	17.0	100	18.0	18.2	7.0	13.3	102	8.0	8.0	4.0	8.3
2.5	53	18.0	28.0	8.0	13.5	65	17.7	17.7	4.5	9.0	77	4.0	8.0	3.5	6.5
5	46	12.0	8.5	5.5	10.0	62	8.0	10.0	3.5	6.5	66	4.0	7.9	3.5	7.0
10	43	7.8	5.0	3.5	7.0	52	7.0	6.0	2.5	5.5	48	8.0	9.0	3.5	6.5
20	27	8.0	2.0	2.0	3.8	29	12.0	3.7	2.0	4.0	27	3.7	2.0	1.5	3.0

F<sub>om</sub> = median value of effective antenna noise in db above ktb.

D<sub>u</sub> = ratio of upper decile to median in db.

D<sub>l</sub> = ratio of median to lower decile in db.

V<sub>dm</sub> = median deviation of average voltage in db below mean power.

L<sub>dm</sub> = median deviation of average logarithm in db below mean power.

# SEASONAL TIME-BLOCK VALUES OF RADIO NOISE

BOULDER, COLORADO    LAT. 40.1 N    LONG. 105.1 W    SUMMER (JUNE, JULY, AUGUST) 1964

FREQ. (Mc)	TIME BLOCKS (LST)														
	0000-0400					0400-0800					0800-1200				
	F <sub>am</sub>	D <sub>u</sub>	D <sub>l</sub>	V <sub>dm</sub>	L <sub>dm</sub>	F <sub>am</sub>	D <sub>u</sub>	D <sub>l</sub>	V <sub>dm</sub>	L <sub>dm</sub>	F <sub>am</sub>	D <sub>u</sub>	D <sub>l</sub>	V <sub>dm</sub>	L <sub>dm</sub>
.013	166	4.0	5.0	10.0	16.0	164	4.0	6.0	11.5	18.0	164	3.0	6.0	10.8	17.5
.051	139	6.9	8.0	7.0	11.0	130	9.0	8.0	6.0	11.0	130	9.0	8.0	6.0	10.8
.160	118	8.0	6.0	6.0	11.0	108	10.0	16.0	10.0	15.8	106	14.0	16.0	9.0	13.5
.495	100	6.0	8.0	5.5	10.3	74	14.9	10.0	4.0	7.0	72	22.0	8.0	5.0	7.5
2.5	69	8.0	7.0	5.0	9.0	51	15.0	11.0	6.5	10.0	42	8.0	5.2	2.5	4.0
5	60	6.0	5.0	5.0	9.0	53	7.0	9.0	6.5	10.5	41	9.4	5.0	5.0	8.0
10	39	9.0	6.0	4.5	7.0	41	4.3	4.0	5.5	8.5	38	6.0	5.0	5.0	8.0
20	25	89.0	2.0	2.0	3.5	25	89.0	2.0	2.5	4.0	27	89.0	4.0	2.5	4.5

FREQ. (Mc)	TIME BLOCKS (LST)														
	1200-1600					1600-2000					2000-2400				
	F <sub>am</sub>	D <sub>u</sub>	D <sub>l</sub>	V <sub>dm</sub>	L <sub>dm</sub>	F <sub>am</sub>	D <sub>u</sub>	D <sub>l</sub>	V <sub>dm</sub>	L <sub>dm</sub>	F <sub>am</sub>	D <sub>u</sub>	D <sub>l</sub>	V <sub>dm</sub>	L <sub>dm</sub>
.013	170	4.0	6.0	8.5	13.8	170	4.0	4.0	7.0	11.5	168	6.0	4.1	9.0	15.0
.051	141	9.1	6.1	6.5	11.0	145	6.0	10.0	6.0	10.0	141	10.0	6.0	7.0	11.3
.160	120	12.0	16.0	8.5	14.0	124	8.0	12.0	6.0	10.0	122	8.0	8.0	5.5	10.0
.495	100	14.0	28.3	9.0	13.0	100	14.0	18.0	5.0	8.5	104	7.6	10.1	4.8	9.0
2.5	52	20.0	12.0	7.5	11.3	62	13.0	12.3	5.0	8.5	71	9.0	7.0	4.3	7.8
5	50	13.6	11.0	5.8	9.0	62	7.0	11.0	4.0	7.0	65	6.0	6.0	4.5	8.0
10	44	6.9	6.9	5.0	7.5	51	5.0	5.5	4.0	6.5	47	8.0	8.0	5.0	7.5
20	31	91.0	8.0	3.5	5.0	31	89.0	6.0	3.0	5.0	27	89.0	4.0	2.3	3.5

F<sub>am</sub> = median value of effective antenna noise in db above ktb.

D<sub>u</sub> = ratio of upper decile to median in db.

D<sub>l</sub> = ratio of median to lower decile in db.

V<sub>dm</sub> = median deviation of average voltage in db below mean power.

L<sub>dm</sub> = median deviation of average logarithm in db below mean power.

## SEASONAL TIME-BLOCK VALUES OF RADIO NOISE

BYRD STATION, ANT.    LAT. 80.0 S    LONG. 120.0 W    WINTER (\*\* JULY, AUGUST) 1964

FREQ. (MC)	TIME BLOCKS (LST)														
	0000-0400					0400-0800					0800-1200				
	F <sub>om</sub>	D <sub>u</sub>	D <sub>l</sub>	V <sub>dm</sub>	L <sub>dm</sub>	F <sub>om</sub>	D <sub>u</sub>	D <sub>l</sub>	V <sub>dm</sub>	L <sub>dm</sub>	F <sub>om</sub>	D <sub>u</sub>	D <sub>l</sub>	V <sub>dm</sub>	L <sub>dm</sub>
.051	96	8.0	9.6			90	15.6	4.0			92	12.0	4.0		
.113	92	11.1	6.0			90	10.0	6.0			92	12.3	6.0		
.246	83	8.5	6.5			83	11.9	8.0			83	19.0	8.2		
.545	78	6.0	5.0			78	8.0	3.7			78	8.0	4.0		
2.5	44	14.0	10.0			47	9.0	13.9			46	14.0	12.0		
5	53	25.0	18.0			53	26.7	13.9			55	29.4	12.6		
10	35	10.9	6.0			33	7.7	4.0			36	12.1	7.0		
20	22	9.1	5.0			20	7.5	5.5			22	16.9	5.6		

FREQ. (MC)	TIME BLOCKS (LST)														
	1200-1600					1600-2000					2000-2400				
	F <sub>om</sub>	D <sub>u</sub>	D <sub>l</sub>	V <sub>dm</sub>	L <sub>dm</sub>	F <sub>om</sub>	D <sub>u</sub>	D <sub>l</sub>	V <sub>dm</sub>	L <sub>dm</sub>	F <sub>om</sub>	D <sub>u</sub>	D <sub>l</sub>	V <sub>dm</sub>	L <sub>dm</sub>
.051	94	10.5	4.0			94	12.0	4.0			97	9.0	9.0		
.113	92	8.0	6.0			92	10.4	6.3			91	13.5	5.0		
.246	83	14.9	8.0			83	15.0	10.0			85	14.2	10.0		
.545	78	8.0	5.0			80	6.0	5.0			80	6.0	7.0		
2.5	46	12.0	12.0			45	11.0	13.0			45	12.6	11.1		
5	59	33.9	13.5			55	32.0	13.5			51	26.7	13.6		
10	37	20.8	8.0			35	20.2	8.5			34	17.0	7.0		
20	22	15.0	5.1			22	15.0	5.8			21	14.5	6.0		

F<sub>om</sub> = median value of effective antenna noise in db above ktb.

D<sub>u</sub> = ratio of upper decile to median in db.

D<sub>l</sub> = ratio of median to lower decile in db.

V<sub>dm</sub> = median deviation of average voltage in db below mean power.

L<sub>dm</sub> = median deviation of average logarithm in db below mean power.



# SEASONAL TIME-BLOCK VALUES OF RADIO NOISE

COOK, AUSTRALIA

LAT. 30.6 S

LONG. 130.4 E

WINTER (JUNE, JULY, AUGUST) 1964

FREQ. (Mc)	TIME BLOCKS (LST)														
	0000-0400					0400-0800					0800-1200				
	F <sub>am</sub>	D <sub>u</sub>	D <sub>l</sub>	V <sub>dm</sub>	L <sub>dm</sub>	F <sub>am</sub>	D <sub>u</sub>	D <sub>l</sub>	V <sub>dm</sub>	L <sub>dm</sub>	F <sub>am</sub>	D <sub>u</sub>	D <sub>l</sub>	V <sub>dm</sub>	L <sub>dm</sub>
.013	156	2.0	3.0	8.5	13.0	156	2.0	4.0	9.0	13.5	152	2.0	4.0	11.0	16.5
.051	129	4.0	5.0	9.0	14.0	127	5.0	8.3	9.0	14.5	113	8.0	6.0	13.0	19.0
.160	105	6.0	5.0	7.5	12.8	99	8.0	24.0	8.0	13.5	68	19.9	9.0	12.0	16.0
.495	86	7.0	5.0	6.5	12.0	80	9.0	38.0	8.0	13.5	43	15.9	4.0	5.5	7.0
2.5	59	8.0	6.0	5.5	10.0	55	8.0	10.0	6.0	10.0	25	10.0	6.0	6.3	9.3
5	51	8.0	4.0	5.5	9.0	49	6.0	6.0	5.0	8.5	27	12.0	8.0	6.0	10.0
10	36	10.0	4.0	3.5	5.5	32	8.0	2.0	3.5	5.0	30	8.0	4.0	4.0	6.0
20	22	1.0	1.0	2.5	3.8	21	2.0	1.0	2.5	3.8	21	0.0	1.0	3.0	4.5

FREQ. (Mc)	TIME BLOCKS (LST)														
	1200-1600					1600-2000					2000-2400				
	F <sub>am</sub>	D <sub>u</sub>	D <sub>l</sub>	V <sub>dm</sub>	L <sub>dm</sub>	F <sub>am</sub>	D <sub>u</sub>	D <sub>l</sub>	V <sub>dm</sub>	L <sub>dm</sub>	F <sub>am</sub>	D <sub>u</sub>	D <sub>l</sub>	V <sub>dm</sub>	L <sub>dm</sub>
.013	152	4.0	2.0	12.0	18.0	154	2.0	4.0	9.0	14.0	156	2.0	4.0	8.5	13.5
.051	114	8.1	4.0	12.5	19.5	119	10.0	10.0	12.5	19.0	128	5.3	7.0	10.5	16.5
.160	71	22.0	11.0	14.3	23.0	93	12.7	19.0	12.0	20.0	103	9.0	7.0	8.8	15.0
.495	45	20.0	6.0	5.5	8.5	74	15.0	25.0	9.5	17.3	85	10.0	6.0	7.5	13.0
2.5	23	12.0	4.0	6.5	9.5	47	14.0	18.0	7.5	13.3	57	10.0	6.0	6.0	10.0
5	25	14.0	10.0	8.5	12.5	47	8.0	14.0	6.5	10.5	53	4.0	6.0	5.5	9.5
10	32	10.0	6.0	4.3	6.5	40	7.0	5.0	4.5	7.0	38	8.0	4.0	3.5	6.0
20	21	2.0	1.0	2.5	4.5	22	1.0	1.0	2.5	3.5	23	0.0	2.0	2.8	4.3

F<sub>am</sub> = median value of effective antenna noise in db above ktb.

D<sub>u</sub> = ratio of upper decile to median in db.

D<sub>l</sub> = ratio of median to lower decile in db.

V<sub>dm</sub> = median deviation of average voltage in db below mean power.

L<sub>dm</sub> = median deviation of average logarithm in db below mean power.

## SEASONAL TIME-BLOCK VALUES OF RADIO NOISE

USNS ELTANIN

LAT. 65.0 S

LONG. 165.0 W

WINTER (\*\*\*, \*\*\*, AUGUST) 1964

FREQ. (Mc)	TIME BLOCKS (LST)														
	0000-0400					0400-0800					0800-1200				
	F <sub>am</sub>	D <sub>u</sub>	D <sub>l</sub>	V <sub>dm</sub>	L <sub>dm</sub>	F <sub>am</sub>	D <sub>u</sub>	D <sub>l</sub>	V <sub>dm</sub>	L <sub>dm</sub>	F <sub>am</sub>	D <sub>u</sub>	D <sub>l</sub>	V <sub>dm</sub>	L <sub>dm</sub>
.013	154	2.0	2.0	10.0	15.5	154	1.3	2.0	11.0	17.0	150	3.7	2.1	10.5	15.5
.051	118	4.0	1.3	11.3	17.0	116	4.0	7.3	11.0	16.5	106	6.4	8.1	10.8	15.0
.160	93	3.0	6.3	13.0	19.5	85	8.3	14.8	10.5	15.5	74	9.9	12.0	6.0	10.5
.495	77	5.3	8.6	11.8	19.5	63	10.0	22.0	11.0	18.0	43	17.4	2.0	4.5	9.5
2.5	55	6.0	5.3			51	6.1	13.2			33				
5	50	7.3	6.0			44	8.0	5.7			36	6.0	6.1		
10	37	16.3	4.3			34	2.0	2.0			36	11.9	4.0		
20	26					24	2.0	0.0			24	2.0	0.0		

FREQ. (Mc)	TIME BLOCKS (LST)														
	1200-1600					1600-2000					2000-2400				
	F <sub>am</sub>	D <sub>u</sub>	D <sub>l</sub>	V <sub>dm</sub>	L <sub>dm</sub>	F <sub>am</sub>	D <sub>u</sub>	D <sub>l</sub>	V <sub>dm</sub>	L <sub>dm</sub>	F <sub>am</sub>	D <sub>u</sub>	D <sub>l</sub>	V <sub>dm</sub>	L <sub>dm</sub>
.013	148	6.0	4.0	11.5	17.3	148	7.3	4.0	11.3	16.5	152	2.0	2.0	9.8	14.3
.051	102	13.8	8.0	12.5	17.0	113	11.6	6.3	6.0	11.0	117	8.3	3.0	10.0	14.5
.160	80	9.3	17.3	4.0	7.5	88	13.3	8.0	5.0	11.5	90	10.0	3.3	12.0	18.3
.495	51	5.3	4.0	4.0	6.3	71	13.0	8.0	9.5	14.0	78	9.0	6.3	11.0	16.0
2.5	36					54	10.3	6.3			59	8.0	2.0		
5	48	18.6	19.3			58	11.3	6.0			54	3.3	2.0		
10	42	4.0	7.3			42	4.0	6.0			38	14.4	4.0		
20	26	4.0	2.0			26	4.0	0.0			26				

F<sub>am</sub> = median value of effective antenna noise in db above ktb.

D<sub>u</sub> = ratio of upper decile to median in db.

D<sub>l</sub> = ratio of median to lower decile in db.

V<sub>dm</sub> = median deviation of average voltage in db below mean power.

L<sub>dm</sub> = median deviation of average logarithm in db below mean power.

# SEASONAL TIME-BLOCK VALUES OF RADIO NOISE

USNS ELTANIN

LAT. 65.0 S

LONG.150.0 W

WINTER (\*\*\*, \*\*\*, AUGUST) 1964

FREQ. (Mc)	TIME BLOCKS (LST)														
	0000-0400					0400-0800					0800-1200				
	F <sub>om</sub>	D <sub>u</sub>	D <sub>l</sub>	V <sub>dm</sub>	L <sub>dm</sub>	F <sub>om</sub>	D <sub>u</sub>	D <sub>l</sub>	V <sub>dm</sub>	L <sub>dm</sub>	F <sub>om</sub>	D <sub>u</sub>	D <sub>l</sub>	V <sub>dm</sub>	L <sub>dm</sub>
.013	148	5.3	0.0			150	2.0	4.0			146	4.0	2.0		
.051	116	0.0	4.0			113	2.3	6.3			102	8.0	14.8		
.160	88	3.3	2.0			85	3.0	12.3			67	12.7	5.0		
.495	73	6.0	2.0			63	6.0	17.0			45				
2.5	56	7.0	6.3	4.5	8.5	51	8.5	7.6	6.0	11.0	35	4.2	5.9	8.8	11.8
5	50	2.0	5.3	4.0	6.3	46	3.5	6.0	4.3	6.8	34	5.9	4.3	4.5	6.5
10	35	33.6	3.0	1.0	2.5	32	27.3	0.1	1.0	2.5	38	20.2	5.7	2.5	4.0
20	24	2.0	0.0	1.0	2.0	24	2.0	0.0	1.0	2.0	24	2.1	0.1	1.5	2.5

FREQ. (Mc)	TIME BLOCKS (LST)														
	1200-1600					1600-2000					2000-2400				
	F <sub>om</sub>	D <sub>u</sub>	D <sub>l</sub>	V <sub>dm</sub>	L <sub>dm</sub>	F <sub>om</sub>	D <sub>u</sub>	D <sub>l</sub>	V <sub>dm</sub>	L <sub>dm</sub>	F <sub>om</sub>	D <sub>u</sub>	D <sub>l</sub>	V <sub>dm</sub>	L <sub>dm</sub>
.013	144	2.0	3.1			142	6.0	4.0			147	3.0	4.3		
.051	94	4.0	7.9			110	4.0	8.0			116	2.0	2.0		
.160	68	14.0	6.0			84	7.3	10.0			90	1.3	5.3		
.495	47	9.7	4.1			71	6.0	11.9			77	4.0	2.0		
2.5	33	11.6	6.1	7.3	10.5	52	7.0	9.0	3.5	6.5	59	3.3	5.3	3.8	7.3
5	36	21.0	6.0	4.0	6.0	55	15.0	4.3	2.8	5.5	52	4.6	2.0	4.0	7.0
10	50	10.2	10.2	2.0	4.5	42	6.0	8.0	2.0	4.0	36	28.6	2.0	1.5	3.0
20	26	1.7	3.7	2.0	3.0	24	2.0	0.0	1.0	2.5	24	2.0	0.0	1.3	2.3

F<sub>om</sub> = median value of effective antenna noise in db above ktb.

D<sub>u</sub> = ratio of upper decile to median in db.

D<sub>l</sub> = ratio of median to lower decile in db.

V<sub>dm</sub> = median deviation of average voltage in db below mean power.

L<sub>dm</sub> = median deviation of average logarithm in db below mean power.

# SEASONAL TIME-BLOCK VALUES OF RADIO NOISE

USNS ELTANIN

LAT. 65.0 S

LONG. 135.0 W

WINTER (JUNE, \*\*\*, August) 1964

FREQ. (Mc)	TIME BLOCKS (LST)														
	0000-0400					0400-0800					0800-1200				
	F <sub>am</sub>	D <sub>u</sub>	D <sub>l</sub>	V <sub>dm</sub>	L <sub>dm</sub>	F <sub>am</sub>	D <sub>u</sub>	D <sub>l</sub>	V <sub>dm</sub>	L <sub>dm</sub>	F <sub>am</sub>	D <sub>u</sub>	D <sub>l</sub>	V <sub>dm</sub>	L <sub>dm</sub>
.013	153	4.4	3.0			154	3.0	4.0			151	4.0	3.9		
.051	119	5.3	3.0			118	6.0	4.3			107	9.0	8.0		
.160	94	5.3	7.3			88	10.0	8.1			68	11.7	6.0		
.495	76	8.1	11.1			64	8.6	11.9			45	11.4	3.5		
2.5	59	8.3	3.4	4.5	7.5	56	5.0	5.8	5.5	10.5	31	19.7	4.0	5.0	7.5
5	54	5.3	5.3	4.0	7.5	47	10.0	5.8	4.8	7.5	39	6.0	9.0	5.5	7.3
10	35	11.3	3.0	1.5	3.5	34	11.9	3.4	1.5	3.0	34	7.7	3.5	3.0	5.0
20	27	2.0	3.0	1.5	3.0	27	2.0	3.0	1.0	2.5	27	2.0	5.0	1.5	2.8

FREQ. (Mc)	TIME BLOCKS (LST)														
	1200-1600					1600-2000					2000-2400				
	F <sub>am</sub>	D <sub>u</sub>	D <sub>l</sub>	V <sub>dm</sub>	L <sub>dm</sub>	F <sub>am</sub>	D <sub>u</sub>	D <sub>l</sub>	V <sub>dm</sub>	L <sub>dm</sub>	F <sub>am</sub>	D <sub>u</sub>	D <sub>l</sub>	V <sub>dm</sub>	L <sub>dm</sub>
.013	148	3.5	4.5			148	4.1	6.0			152	3.2	6.0		
.051	99	4.1	8.5			112	4.3	6.0			119	3.1	4.1		
.160	74	10.5	10.0			82	12.1	6.2			92	10.0	6.7		
.495	49	11.7	6.2			68	11.7	10.7			79	4.4	9.0		
2.5	35	10.6	4.8	5.0	7.8	53	7.1	5.1	3.0	5.5	59	8.3	4.0	3.5	6.5
5	43	11.5	11.0	3.0	5.5	56	13.3	6.5	2.5	5.5	56	3.0	5.0	3.5	6.0
10	37	4.0	4.0	2.0	3.5	37	7.3	4.0	2.0	3.5	35	6.5	1.5	2.0	3.5
20	27	2.0	3.0	1.5	2.5	27	2.0	3.0	1.5	3.0	27	3.7	3.5	1.5	3.0

F<sub>am</sub> = median value of effective antenna noise in db above ktb.

D<sub>u</sub> = ratio of upper decile to median in db.

D<sub>l</sub> = ratio of median to lower decile in db.

V<sub>dm</sub> = median deviation of average voltage in db below mean power.

L<sub>dm</sub> = median deviation of average logarithm in db below mean power.

# SEASONAL TIME-BLOCK VALUES OF RADIO NOISE

USNS ELTANIN

LAT. 65.0 S

LONG. 120.0 W

WINTER (JUNE, \*\*\*, \*\*\*) 1964

FREQ. (Mc)	TIME BLOCKS (LST)														
	0000-0400					0400-0800					0800-1200				
	F <sub>om</sub>	D <sub>u</sub>	D <sub>l</sub>	V <sub>dm</sub>	L <sub>dm</sub>	F <sub>om</sub>	D <sub>u</sub>	D <sub>l</sub>	V <sub>dm</sub>	L <sub>dm</sub>	F <sub>om</sub>	D <sub>u</sub>	D <sub>l</sub>	V <sub>dm</sub>	L <sub>dm</sub>
.013	153	6.0	1.3	12.0	18.0	153	6.0	3.5	11.5	18.0	151	4.3	2.0	11.8	18.0
.051	118	7.0	3.0	7.5	11.0	117	8.0	7.3	10.5	17.8	110	7.3	8.7	10.0	15.0
.160	88	12.0	3.3	8.0	14.0	84	6.0	7.5	9.0	17.0	73			7.0	12.5
.495	70	7.5	6.0	8.0	14.5	56	11.5	2.3	7.0	13.5	46			4.5	8.0
2.5	55	3.0	4.3			51	6.9	5.0			44				
5	53	4.0	2.0			47	2.0	6.1			41	4.8	6.0		
10	36	10.3	3.0			33	4.0	2.0			35	2.8	4.0		
20	29					29					27	2.0	0.0		

FREQ. (Mc)	TIME BLOCKS (LST)														
	1200-1600					1600-2000					2000-2400				
	F <sub>om</sub>	D <sub>u</sub>	D <sub>l</sub>	V <sub>dm</sub>	L <sub>dm</sub>	F <sub>om</sub>	D <sub>u</sub>	D <sub>l</sub>	V <sub>dm</sub>	L <sub>dm</sub>	F <sub>om</sub>	D <sub>u</sub>	D <sub>l</sub>	V <sub>dm</sub>	L <sub>dm</sub>
.013	149	3.5	2.0	10.0	15.0	149	5.3	2.0	10.0	16.0	153	2.0	8.6	12.5	18.0
.051	101	4.0	5.5	11.0	14.8	111	7.5	6.0	8.0	12.3	117	4.0	2.0	7.5	11.0
.160	72			7.5	12.5	83	5.1	10.8	5.0	9.0	87	6.3	5.6	7.0	12.3
.495	48			6.0	11.0	66	7.5	15.0	5.8	9.5	73	5.0	4.3	5.5	9.3
2.5	42	7.9	8.2			52	4.1	4.8			54	4.0	4.0		
5	45	6.0	6.0			55	8.1	6.0			51	3.5	4.0		
10	35	5.6	2.1			35	4.1	2.0			37	4.0	4.0		
20	29	-0.0	2.0			27	2.0	0.0			29	-0.0	2.0		

F<sub>om</sub> = median value of effective antenna noise in db above ktb.

D<sub>u</sub> = ratio of upper decile to median in db.

D<sub>l</sub> = ratio of median to lower decile in db.

V<sub>dm</sub> = median deviation of average voltage in db below mean power.

L<sub>dm</sub> = median deviation of average logarithm in db below mean power.

# SEASONAL TIME-BLOCK VALUES OF RADIO NOISE

USNS ELTANIN

LAT. 65.0 S

LONG. 105.0 W

WINTER (JUNE, \*\*\*, \*\*\*) 1964

FREQ. (Mc)	TIME BLOCKS (LST)														
	0000-0400					0400-0800					0800-1200				
	F <sub>am</sub>	D <sub>u</sub>	D <sub>l</sub>	V <sub>dm</sub>	L <sub>dm</sub>	F <sub>am</sub>	D <sub>u</sub>	D <sub>l</sub>	V <sub>dm</sub>	L <sub>dm</sub>	F <sub>am</sub>	D <sub>u</sub>	D <sub>l</sub>	V <sub>dm</sub>	L <sub>dm</sub>
.013	153	2.0	2.0	12.0	18.0	153	4.0	2.0	13.0	20.0	155	2.0	5.3	11.5	18.5
.051	117	6.0	2.5	7.5	11.3	117	4.0	5.0	11.0	17.0	111	8.0	11.4	11.3	17.0
.160	89	7.0	5.5	7.5	13.5	84	10.0	6.0	12.0	20.0	76			9.5	14.0
.495	70	10.0	8.5	7.3	13.3	54	18.2	8.0	9.5	17.0	48			6.0	8.3
2.5	58	4.0	4.0			52	6.0	7.8			42	12.1	9.6		
5	53	2.0	4.0			41	8.0	2.0			41	6.0	6.0		
10	33	3.1	2.0			31	2.0	0.0			35	19.0	4.0		
20	29	0.5	2.0			29	2.0	2.0			29	2.0	2.0		

FREQ. (Mc)	TIME BLOCKS (LST)														
	1200-1600					1600-2000					2000-2400				
	F <sub>am</sub>	D <sub>u</sub>	D <sub>l</sub>	V <sub>dm</sub>	L <sub>dm</sub>	F <sub>am</sub>	D <sub>u</sub>	D <sub>l</sub>	V <sub>dm</sub>	L <sub>dm</sub>	F <sub>am</sub>	D <sub>u</sub>	D <sub>l</sub>	V <sub>dm</sub>	L <sub>dm</sub>
.013	149	4.0	4.0	8.5	13.5	149	4.5	2.5	8.5	12.5	151	4.0	4.0	10.5	16.0
.051	101	8.0	10.0	11.0	15.0	109	10.0	6.5	8.0	12.5	116	5.0	5.5	6.0	9.5
.160	80	4.0	14.0	5.5	8.5	80	6.0	7.0	5.0	7.5	88	4.5	4.0	6.0	10.5
.495	50	5.9	4.2	5.5	9.0	60	10.0	6.7	5.3	9.8	70	8.5	2.5	5.5	9.5
2.5	42	6.0	9.5			51	9.0	7.5			58	4.5	2.0		
5	45	4.0	8.0			55	8.7	6.0			53	6.7	2.7		
10	37	10.5	4.0			35	6.7	2.0			35	2.0	2.0		
20	29	2.0	2.0			29	0.0	2.0			28	1.5	1.0		

F<sub>am</sub> = median value of effective antenna noise in db above ktb.

D<sub>u</sub> = ratio of upper decile to median in db.

D<sub>l</sub> = ratio of median to lower decile in db.

V<sub>dm</sub> = median deviation of average voltage in db below mean power.

L<sub>dm</sub> = median deviation of average logarithm in db below mean power.

# SEASONAL TIME-BLOCK VALUES OF RADIO NOISE

USNS ELTANIN

LAT. 65.0 S

LONG. 90.0 W

WINTER (JUNE, \*\*\* , \*\*\*) 1964

FREQ. (MC)	TIME BLOCKS (LST)														
	0000-0400					0400-0800					0800-1200				
	F <sub>am</sub>	D <sub>u</sub>	D <sub>l</sub>	V <sub>dm</sub>	L <sub>dm</sub>	F <sub>am</sub>	D <sub>u</sub>	D <sub>l</sub>	V <sub>dm</sub>	L <sub>dm</sub>	F <sub>am</sub>	D <sub>u</sub>	D <sub>l</sub>	V <sub>dm</sub>	L <sub>dm</sub>
.013	149	4.9	2.0			149	6.9	4.9			149	6.7	2.7		
.051	113	6.0	4.0			111	8.0	4.9			107	8.1	8.0		
.160	86	10.1	7.6			80	11.7	6.0			73	9.5	5.5		
.495	68	12.0	7.2			54	14.5	8.0			47				
2.5	57	3.0	3.0	5.0	9.0	50	6.9	4.0	6.5	11.3	48	10.0	16.0	7.0	11.8
5	53	4.9	4.9	4.0	7.5	47	6.0	4.9	4.3	7.5	43	4.7	10.0	3.3	5.3
10	33	2.0	0.0	1.0	2.5	33	2.0	2.0	1.5	3.0	33	2.5	2.0	2.3	3.5
20	27	2.0	0.0	1.5	2.5	27	2.0	0.0	1.0	2.0	27	1.5	0.0	1.5	2.8

FREQ. (MC)	TIME BLOCKS (LST)														
	1200-1600					1600-2000					2000-2400				
	F <sub>am</sub>	D <sub>u</sub>	D <sub>l</sub>	V <sub>dm</sub>	L <sub>dm</sub>	F <sub>am</sub>	D <sub>u</sub>	D <sub>l</sub>	V <sub>dm</sub>	L <sub>dm</sub>	F <sub>am</sub>	D <sub>u</sub>	D <sub>l</sub>	V <sub>dm</sub>	L <sub>dm</sub>
.013	147	4.0	2.0			147	2.1	3.7			149	2.1	2.0		
.051	99	6.0	4.1			105	4.1	6.1			112	5.1	3.1		
.160	74					76	8.0	6.0			85	5.1	5.1		
.495	46					58	9.7	5.7			70	6.1	4.0		
2.5	38	10.1	9.7	3.5	6.5	50	5.9	9.7	3.5	6.0	56	4.1	2.0	4.0	7.0
5	41	5.6	8.0	2.0	4.0	49	6.1	5.6	2.0	4.3	53	6.1	4.0	2.3	4.8
10	33	3.6	0.1	1.5	3.5	35			1.5	3.0	35	1.6	2.0	1.5	3.0
20	27	2.0	0.0	1.0	2.5	27	2.0	0.0	1.0	2.3	27	2.0	0.0	1.0	2.5

F<sub>am</sub> = median value of effective antenna noise in db above ktb.

D<sub>u</sub> = ratio of upper decile to median in db.

D<sub>l</sub> = ratio of median to lower decile in db.

V<sub>dm</sub> = median deviation of average voltage in db below mean power.

L<sub>dm</sub> = median deviation of average logarithm in db below mean power.

# SEASONAL TIME-BLOCK VALUES OF RADIO NOISE

USNS ELTANIN

LAT. 55.0 S

LONG. 165.0 W

WINTER (\*\*\*, JULY, AUGUST) 1964

FREQ. (Mc)	TIME BLOCKS (LST)														
	0000-0400					0400-0800					0800-1200				
	F <sub>am</sub>	D <sub>u</sub>	D <sub>l</sub>	V <sub>dm</sub>	L <sub>dm</sub>	F <sub>am</sub>	D <sub>u</sub>	D <sub>l</sub>	V <sub>dm</sub>	L <sub>dm</sub>	F <sub>am</sub>	D <sub>u</sub>	D <sub>l</sub>	V <sub>dm</sub>	L <sub>dm</sub>
.013	154	2.0	2.0	10.5	15.3	154	2.0	2.0	12.0	18.0	148	4.0	2.0	11.3	16.3
.051	122	5.5	5.5	11.5	16.5	121	6.5	9.1	12.0	18.0	104	8.9	6.9	13.3	17.8
.160	96	8.0	8.0	12.5	20.0	89	12.5	13.5	11.5	18.0	69	14.1	7.0	7.5	11.0
.495	77	8.0	4.0	11.3	18.5	68	14.6	23.1	11.0	19.5	42	19.0	1.5	4.5	8.0
2.5	57	4.0	6.0	7.3	11.8	53	8.6	8.0	5.8	9.3	29	8.3	5.9	3.5	6.0
5	52	5.7	5.7	4.0	6.8	48	6.1	6.0	6.0	8.5	32	7.0	4.0	5.3	7.3
10	37	26.9	3.0	1.5	3.0	34	18.0	2.0	1.8	3.3	33	7.0	3.0	2.0	3.5
20	26	3.0	2.0	1.0	2.5	24	5.0	0.0	1.0	2.5	24	3.0	0.0	1.0	2.5

FREQ. (Mc)	TIME BLOCKS (LST)														
	1200-1600					1600-2000					2000-2400				
	F <sub>am</sub>	D <sub>u</sub>	D <sub>l</sub>	V <sub>dm</sub>	L <sub>dm</sub>	F <sub>am</sub>	D <sub>u</sub>	D <sub>l</sub>	V <sub>dm</sub>	L <sub>dm</sub>	F <sub>am</sub>	D <sub>u</sub>	D <sub>l</sub>	V <sub>dm</sub>	L <sub>dm</sub>
.013	146	3.9	3.9	12.3	17.8	148	2.0	5.3	12.0	17.5	152	4.0	2.1	10.8	15.8
.051	102	5.4	9.4	15.5	21.0	114	8.0	10.0	8.5	12.5	121	2.6	6.3	9.5	14.0
.160	72	11.9	10.0	5.0	7.0	88	6.1	8.9	7.3	11.0	94	6.0	7.0	11.0	17.0
.495	49	13.6	8.0	4.0	7.5	73	5.7	10.0	5.5	9.5	79	5.0	5.0	7.0	11.0
2.5	35	8.0	8.7	5.5	8.8	53	4.7	8.7	4.0	6.5	58	3.2	3.2	4.5	7.5
5	34	18.2	4.2	6.3	8.5	50	6.5	6.1	3.8	6.5	54	4.0	4.0	4.5	7.3
10	40	5.6	8.0	2.5	4.3	39	11.9	3.0	3.5	6.5	38	14.3	2.0	2.0	3.5
20	26	3.0	2.0	1.5	3.0	26	2.0	2.0	1.5	3.0	26	3.0	2.0	1.5	3.0

F<sub>am</sub> = median value of effective antenna noise in db above ktb.

D<sub>u</sub> = ratio of upper decile to median in db.

D<sub>l</sub> = ratio of median to lower decile in db.

V<sub>dm</sub> = median deviation of average voltage in db below mean power.

L<sub>dm</sub> = median deviation of average logarithm in db below mean power.



# SEASONAL TIME-BLOCK VALUES OF RADIO NOISE

USNS ELTANIN

LAT. 55.0 S

LONG. 150.0 W

WINTER (\*\*\*, JULY, \*\*\*) 1964

FREQ. (Mc)	TIME BLOCKS (LST)														
	0000-0400					0400-0800					0800-1200				
	F <sub>am</sub>	D <sub>u</sub>	D <sub>l</sub>	V <sub>dm</sub>	L <sub>dm</sub>	F <sub>am</sub>	D <sub>u</sub>	D <sub>l</sub>	V <sub>dm</sub>	L <sub>dm</sub>	F <sub>am</sub>	D <sub>u</sub>	D <sub>l</sub>	V <sub>dm</sub>	L <sub>dm</sub>
.013	152			8.8	14.0	153			12.0	19.0	146			11.5	18.0
.051	118			10.0	14.5	117			12.0	19.0	103			11.0	17.0
.160	93			12.0	19.0	90			9.0	16.5	69			9.8	15.0
.495	79			12.5	24.0	64			10.5	19.5	44			5.0	7.5
2.5	58					58					37				
5	51					47					37				
10	46					34					34				
20	29					28					27				

FREQ. (Mc)	TIME BLOCKS (LST)														
	1200-1600					1600-2000					2000-2400				
	F <sub>am</sub>	D <sub>u</sub>	D <sub>l</sub>	V <sub>dm</sub>	L <sub>dm</sub>	F <sub>am</sub>	D <sub>u</sub>	D <sub>l</sub>	V <sub>dm</sub>	L <sub>dm</sub>	F <sub>am</sub>	D <sub>u</sub>	D <sub>l</sub>	V <sub>dm</sub>	L <sub>dm</sub>
.013	144			9.0	14.0	144			11.0	16.0	148			9.0	14.0
.051	99			8.3	11.8	112			7.5	11.5	117			6.8	12.0
.160	72			7.8	12.5	85			8.5	14.0	90			7.5	12.5
.495	58			9.0	15.5	68			5.0	10.0	74			6.0	10.5
2.5	34					55					55				
5	38					54					55				
10	46					40					38				
20	27					29					29				

F<sub>am</sub> = median value of effective antenna noise in db above ktb.

D<sub>u</sub> = ratio of upper decile to median in db.

D<sub>l</sub> = ratio of median to lower decile in db.

V<sub>dm</sub> = median deviation of average voltage in db below mean power.

L<sub>dm</sub> = median deviation of average logarithm in db below mean power.

# SEASONAL TIME-BLOCK VALUES OF RADIO NOISE

USNS ELTANIN

LAT. 55.0 S

LONG. 135.0 W

WINTER (JUNE, JULY, \*\*\* ) 1964

FREQ. (Mc)	TIME BLOCKS (LST)														
	0000-0400					0400-0800					0800-1200				
	F <sub>am</sub>	D <sub>u</sub>	D <sub>l</sub>	V <sub>dm</sub>	L <sub>dm</sub>	F <sub>am</sub>	D <sub>u</sub>	D <sub>l</sub>	V <sub>dm</sub>	L <sub>dm</sub>	F <sub>am</sub>	D <sub>u</sub>	D <sub>l</sub>	V <sub>dm</sub>	L <sub>dm</sub>
.013	154	3.0	3.4			154	3.0	4.0			151	5.1	5.0		
.051	121	2.0	4.0			119	4.9	4.9			107	8.0	6.0		
.160	96	6.0	6.4			94	10.0	8.0			75	4.6	6.3		
.495	83	5.0	9.9			76	11.4	13.9			48	23.0	4.0		
2.5	61	6.9	6.9	6.3	10.5	60	6.0	4.0	5.8	12.5	40	18.3	14.3	5.8	10.0
5	57	4.0	6.0	4.5	7.8	51	6.0	6.7	6.0	9.5	38	9.0	7.0	4.0	6.0
10	38	10.0	5.0	1.5	3.0	33	8.5	2.5	1.5	2.5	34	3.6	2.6	2.3	3.8
20	29	4.6	2.0	1.0	2.5	29	3.1	2.0	1.0	2.5	27	8.0	0.0	0.5	2.0

FREQ. (Mc)	TIME BLOCKS (LST)														
	1200-1600					1600-2000					2000-2400				
	F <sub>am</sub>	D <sub>u</sub>	D <sub>l</sub>	V <sub>dm</sub>	L <sub>dm</sub>	F <sub>am</sub>	D <sub>u</sub>	D <sub>l</sub>	V <sub>dm</sub>	L <sub>dm</sub>	F <sub>am</sub>	D <sub>u</sub>	D <sub>l</sub>	V <sub>dm</sub>	L <sub>dm</sub>
.013	149	4.0	4.5			149	4.0	7.0			151	3.3	4.3		
.051	104	6.7	8.7			113	10.0	9.1			119	6.0	6.0		
.160	72	12.8	8.5			86	10.0	11.0			96	4.0	11.0		
.495	50	9.5	8.0			74	14.2	11.1			82	7.2	7.7		
2.5	36	10.6	6.8	4.0	7.3	55	11.0	10.0	4.5	8.0	62	6.0	7.5	5.0	8.8
5	43	11.3	12.0	3.3	5.8	57	6.0	4.0	2.5	5.0	57	4.0	2.0	4.0	7.5
10	39	10.0	4.1	2.3	4.5	39	4.3	4.0	1.5	3.5	40	3.0	3.4	2.0	3.5
20	28	3.0	1.0	1.5	2.5	29	3.8	2.0	1.5	2.5	29	0.0	2.0	1.0	2.5

F<sub>am</sub> = median value of effective antenna noise in db above ktb.

D<sub>u</sub> = ratio of upper decile to median in db.

D<sub>l</sub> = ratio of median to lower decile in db.

V<sub>dm</sub> = median deviation of average voltage in db below mean power.

L<sub>dm</sub> = median deviation of average logarithm in db below mean power.

# SEASONAL TIME-BLOCK VALUES OF RADIO NOISE

USNS ELTANIN

LAT. 55.0 S

LONG. 120.0 W

WINTER(\*\*\* , \*\*\*, AUGUST) 1964

FREQ. (Mc)	TIME BLOCKS (LST)														
	0000-0400					0400-0800					0800-1200				
	F <sub>am</sub>	D <sub>u</sub>	D <sub>l</sub>	V <sub>dm</sub>	L <sub>dm</sub>	F <sub>am</sub>	D <sub>u</sub>	D <sub>l</sub>	V <sub>dm</sub>	L <sub>dm</sub>	F <sub>am</sub>	D <sub>u</sub>	D <sub>l</sub>	V <sub>dm</sub>	L <sub>dm</sub>
.013	153					154					150				
.051	119					116					106				
.160	98					92					72				
.495	82					69					47				
2.5	61			4.5	7.5	54			5.5	8.8	37			7.5	10.5
5	57			4.0	6.5	52			5.5	8.5	36			6.0	9.5
10	46			1.8	3.5	36			2.0	3.5	36			3.0	5.0
20	25			1.0	2.5	24			1.0	2.5	24			1.5	3.0

FREQ. (Mc)	TIME BLOCKS (LST)														
	1200-1600					1600-2000					2000-2400				
	F <sub>am</sub>	D <sub>u</sub>	D <sub>l</sub>	V <sub>dm</sub>	L <sub>dm</sub>	F <sub>om</sub>	D <sub>u</sub>	D <sub>l</sub>	V <sub>dm</sub>	L <sub>dm</sub>	F <sub>am</sub>	D <sub>u</sub>	D <sub>l</sub>	V <sub>dm</sub>	L <sub>dm</sub>
.013	150					148	3.9	4.0			150	2.0	3.9		
.051	100					114	6.8	8.0			120	5.9	2.0		
.160	76					88					98	4.0	4.0		
.495	57	8.3	14.3			76	8.9	8.9			85	5.9	0.2		
2.5	34			6.0	9.5	55	7.9	8.0	3.5	6.3	65	4.0	2.6	3.0	6.0
5	39			4.0	6.8	60	16.3	8.3	3.3	6.5	60	4.2	4.0	2.8	5.3
10	42	16.0	8.3	3.3	5.3	40	6.8	4.2	4.0	6.5	40	6.0	6.3	2.0	3.8
20	25			1.5	2.5	26			1.5	3.0	26	2.6	2.0	1.0	3.0

F<sub>om</sub> = median value of effective antenna noise in db above ktb.

D<sub>u</sub> = ratio of upper decile to median in db.

D<sub>l</sub> = ratio of median to lower decile in db.

V<sub>dm</sub> = median deviation of average voltage in db below mean power.

L<sub>dm</sub> = median deviation of average logarithm in db below mean power.

# SEASONAL TIME-BLOCK VALUES OF RADIO NOISE

USNS ELTANIN

LAT. 45.0 S

LONG. 180.0

WINTER ( \*\* , JULY, \*\*\*\* ) 1964

FREQ. (Mc)	TIME BLOCKS (LST)														
	0000-0400					0400-0800					0800-1200				
	F <sub>om</sub>	D <sub>u</sub>	D <sub>l</sub>	V <sub>dm</sub>	L <sub>dm</sub>	F <sub>om</sub>	D <sub>u</sub>	D <sub>l</sub>	V <sub>dm</sub>	L <sub>dm</sub>	F <sub>om</sub>	D <sub>u</sub>	D <sub>l</sub>	V <sub>dm</sub>	L <sub>dm</sub>
.013	158	2.0	2.0	12.5	17.5	158	4.0	2.0	13.0	18.8	152	5.3	2.0	11.8	17.5
.051	129	3.3	4.0	12.0	18.0	128	5.0	7.6	13.5	20.0	119	8.9	17.5	15.0	22.5
.160	107	2.0	4.0	10.8	18.5	104	5.0	18.3	11.8	19.5	85	9.4	22.0	12.5	20.0
.495	92	3.3	7.3	8.5	17.0	82	12.0	29.3	10.0	17.0	51			10.0	17.0
2.5	69	5.3	6.0			65	16.0	6.6			39	15.8	9.8		
5	59	2.0	3.5			55	6.0	7.3			35	10.2	7.1		
10	43	36.8	9.0			36	35.3	4.0			40	17.3	4.0		
20	29	-0.0	2.0			27	2.0	0.0			27	0.2	0.0		

FREQ. (Mc)	TIME BLOCKS (LST)														
	1200-1600					1600-2000					2000-2400				
	F <sub>om</sub>	D <sub>u</sub>	D <sub>l</sub>	V <sub>dm</sub>	L <sub>dm</sub>	F <sub>om</sub>	D <sub>u</sub>	D <sub>l</sub>	V <sub>dm</sub>	L <sub>dm</sub>	F <sub>om</sub>	D <sub>u</sub>	D <sub>l</sub>	V <sub>dm</sub>	L <sub>dm</sub>
.013	152	4.0	2.0	15.0	21.0	152	2.5	2.0	12.5	18.5	156	4.5	0.5	11.3	17.0
.051	119	2.1	10.5	15.5	22.0	122	4.8	9.9	14.0	21.0	128	3.5	5.0	13.0	19.0
.160	85	3.1	19.1	13.0	19.0	97	6.0	12.0	13.0	19.0	105	4.5	4.5	10.5	19.0
.495	52	12.0	8.0	7.0	11.0	84	8.0	13.0	11.0	19.0	92	4.5	6.0	10.3	18.0
2.5	39	9.8	11.3			61	4.5	10.5			67	8.5	2.0		
5	35	9.7	4.1			53	2.0	5.8			57	2.0	2.5		
10	40	7.3	6.6			42	16.7	4.0			41	17.5	5.0		
20	27	4.0	0.0			29	-0.0	2.0			29	-0.0	0.0		

F<sub>om</sub> = median value of effective antenna noise in db above ktb.

D<sub>u</sub> = ratio of upper decile to median in db.

D<sub>l</sub> = ratio of median to lower decile in db.

V<sub>dm</sub> = median deviation of overage voltage in db below mean power.

L<sub>dm</sub> = median deviation of average logarithm in db below mean power.

# SEASONAL TIME-BLOCK VALUES OF RADIO NOISE

ENKOPING, SWEDEN      LAT. 59.5 N      LONG. 17.3 E      SUMMER (JUNE, JULY, AUGUST) 1964

FREQ. (MC)	TIME BLOCKS (LST)														
	0000-0400					0400-0800					0800-1200				
	F <sub>am</sub>	D <sub>u</sub>	D <sub>l</sub>	V <sub>dm</sub>	L <sub>dm</sub>	F <sub>am</sub>	D <sub>u</sub>	D <sub>l</sub>	V <sub>dm</sub>	L <sub>dm</sub>	F <sub>om</sub>	D <sub>u</sub>	D <sub>l</sub>	V <sub>dm</sub>	L <sub>dm</sub>
.013	155	4.0	4.0	10.3	16.0	153	4.0	4.0	12.0	18.0	155	4.0	4.0	11.5	17.5
.051	126	7.0	7.0	12.5	18.0	120	7.0	7.0	14.5	22.0	123	7.0	6.0	11.5	18.0
.160	106	6.0	15.1	8.5	13.0	84	14.0	10.0	8.3	11.5	86	12.0	10.0	9.0	13.0
.495	76	13.2	20.0	8.0	13.0	56	10.7	4.0	4.0	6.0	57	14.0	4.6	5.0	7.0
2.5	61	8.0	10.0	6.5	11.5	39	13.0	8.0	7.0	11.8	35	8.0	6.0	4.5	8.5
5	56	5.0	6.0	5.0	8.5	42	10.0	8.0	6.0	9.5	34	14.8	7.0	7.3	10.0
10	39	8.4	6.4	3.0	5.0	40	7.0	5.0	4.0	6.5	37	6.0	5.0	5.0	7.8
20	19	1.0	2.0	1.5	3.0	19	2.0	2.0	2.0	3.5	19	4.0	2.0	2.0	3.5

FREQ. (MC)	TIME BLOCKS (LST)														
	1200-1600					1600-2000					2000-2400				
	F <sub>om</sub>	D <sub>u</sub>	D <sub>l</sub>	V <sub>dm</sub>	L <sub>dm</sub>	F <sub>am</sub>	D <sub>u</sub>	D <sub>l</sub>	V <sub>dm</sub>	L <sub>dm</sub>	F <sub>om</sub>	D <sub>u</sub>	D <sub>l</sub>	V <sub>dm</sub>	L <sub>dm</sub>
.013	159	4.9	2.9	9.0	15.0	159	4.0	4.0	9.0	14.5	155	4.0	2.1	9.5	15.0
.051	129	5.0	4.0	8.5	14.0	128	7.0	5.0	9.5	16.0	128	6.0	7.0	10.5	16.5
.160	96	12.0	10.0	8.0	13.0	96	16.0	10.7	8.3	13.5	106	6.0	11.1	7.5	13.0
.495	62	16.0	8.0	6.8	10.3	63	19.0	7.0	5.0	8.0	78	14.0	11.7	7.5	12.5
2.5	34	10.0	5.0	4.0	7.5	44	9.0	9.0	4.3	8.0	61	9.0	8.0	5.0	9.5
5	40	4.0	10.0	6.3	10.8	50	8.0	8.1	5.0	9.5	59	6.0	5.0	5.0	9.0
10	42	5.0	5.8	4.8	7.8	47	6.0	4.0	4.0	7.0	46	6.3	6.3	4.0	6.5
20	19	4.3	2.0	1.5	3.5	21	5.0	2.0	2.0	4.0	20	3.0	1.0	1.5	3.5

F<sub>am</sub> = median value of effective antenna noise in db above ktb.

D<sub>u</sub> = ratio of upper decile to median in db.

D<sub>l</sub> = ratio of median to lower decile in db.

V<sub>dm</sub> = median deviation of average voltage in db below mean power.

L<sub>dm</sub> = median deviation of average logarithm in db below mean power.

# SEASONAL TIME-BLOCK VALUES OF RADIO NOISE

FRONT ROYAL, VA.      LAT. 38.8 N      LONG. 78.2 W      SUMMER (JUNE, JULY, AUGUST) 1964

FREQ. (Mc)	TIME BLOCKS (LST)														
	0000-0400					0400-0800					0800-1200				
	F <sub>am</sub>	D <sub>u</sub>	D <sub>l</sub>	V <sub>dm</sub>	L <sub>dm</sub>	F <sub>am</sub>	D <sub>u</sub>	D <sub>l</sub>	V <sub>dm</sub>	L <sub>dm</sub>	F <sub>am</sub>	D <sub>u</sub>	D <sub>l</sub>	V <sub>dm</sub>	L <sub>dm</sub>
.135	116	5.0	5.0			103	11.9	12.0			99	10.5	8.5		
.5	93	6.8	5.0			66	25.1	8.0			62	8.5	5.5		
2.5	74	7.0	7.0			55	20.0	11.0			36	6.0	4.0		
5	64	4.0	5.0			59	7.0	10.2			41	7.0	6.0		
10	41	6.0	3.0			43	5.0	4.0			42	4.0	4.0		
20	25	2.0	2.0			24	2.0	2.0			26	3.0	4.0		

FREQ. (Mc)	TIME BLOCKS (LST)														
	1200-1600					1600-2000					2000-2400				
	F <sub>am</sub>	D <sub>u</sub>	D <sub>l</sub>	V <sub>dm</sub>	L <sub>dm</sub>	F <sub>am</sub>	D <sub>u</sub>	D <sub>l</sub>	V <sub>dm</sub>	L <sub>dm</sub>	F <sub>am</sub>	D <sub>u</sub>	D <sub>l</sub>	V <sub>dm</sub>	L <sub>dm</sub>
.135	110	11.4	14.0			109	13.6	14.0			116	7.0	8.1		
.5	74	26.0	14.0			77	23.0	16.8			92	9.0	8.8		
2.5	43	24.0	9.0			62	14.8	20.0			75	6.8	8.0		
5	46	14.0	11.0			59	9.8	12.0			68	5.0	5.0		
10	43	6.0	4.8			51	6.0	4.0			50	6.0	7.0		
20	28	5.0	3.0			29	5.5	3.5			26	2.0	3.0		

F<sub>am</sub> = median value of effective antenna noise in db above ktb.  
 D<sub>u</sub> = ratio of upper decile to median in db.  
 D<sub>l</sub> = ratio of median to lower decile in db.  
 V<sub>dm</sub> = median deviation of average voltage in db below mean power.  
 L<sub>dm</sub> = median deviation of average logarithm in db below mean power.

# SEASONAL TIME-BLOCK VALUES OF RADIO NOISE

KEKAHA, HAWAII

LAT. 22.0 N

LONG. 159.7 W

SUMMER (JUNE, JULY, \*\*\*) 1964

FREQ. (Mc)	TIME BLOCKS (LST)														
	0000-0400					0400-0800					0800-1200				
	F <sub>am</sub>	D <sub>u</sub>	D <sub>l</sub>	V <sub>dm</sub>	L <sub>dm</sub>	F <sub>am</sub>	D <sub>u</sub>	D <sub>l</sub>	V <sub>dm</sub>	L <sub>dm</sub>	F <sub>am</sub>	D <sub>u</sub>	D <sub>l</sub>	V <sub>dm</sub>	L <sub>dm</sub>
.013	153	3.9	2.0	9.0	14.5	153	2.0	4.0	11.5	18.5	151	2.0	2.0	10.0	15.5
.051	128	4.0	4.0	10.5	15.8	124	6.1	10.0	12.0	18.5	110	10.0	4.0	10.0	14.5
.160	104	6.0	6.0	10.5	16.5	98	10.0	28.0	11.0	18.0	72	17.1	8.0	12.5	18.8
.495	82	8.0	6.0	11.0	19.0	72	14.0	18.0	8.5	12.5	54	8.0	6.0	5.0	7.8
2.5	58	4.0	5.8	6.3	10.3	55	6.0	11.0	6.0	9.5	32	8.0	4.0	2.5	4.5
5	52	5.0	4.0	4.5	8.0	47	6.0	9.1	5.5	8.5	25	8.2	6.0	4.0	6.0
10	37	5.0	4.0	3.5	5.5	34	6.0	5.0	5.3	8.3	25	8.0	5.0	4.0	6.0
20	25	2.0	0.0	1.0	2.5	25	2.0	2.0	1.5	3.0	23	2.0	2.0	1.5	3.5

FREQ. (Mc)	TIME BLOCKS (LST)														
	1200-1600					1600-2000					2000-2400				
	F <sub>am</sub>	D <sub>u</sub>	D <sub>l</sub>	V <sub>dm</sub>	L <sub>dm</sub>	F <sub>am</sub>	D <sub>u</sub>	D <sub>l</sub>	V <sub>dm</sub>	L <sub>dm</sub>	F <sub>am</sub>	D <sub>u</sub>	D <sub>l</sub>	V <sub>dm</sub>	L <sub>dm</sub>
.013	151	2.0	2.0	9.0	14.3	149	2.0	2.0	10.5	16.5	151	2.0	2.0	8.0	12.5
.051	112	8.5	4.0	10.3	14.5	108	6.0	4.0	8.0	12.0	122	6.0	4.0	8.5	14.0
.160	72	14.0	10.0	11.0	14.8	76	16.0	12.0	7.0	11.5	98	8.0	6.0	9.3	14.8
.495	54	6.0	6.0	4.3	7.0	56	14.0	6.0	4.5	7.5	78	8.2	8.0	10.0	16.5
2.5	29	8.0	3.0	2.5	4.5	36	11.0	7.0	2.5	4.3	55	6.0	6.0	5.5	8.5
5	21	8.0	3.0	3.5	5.5	37	12.0	14.0	3.5	6.0	51	4.0	5.0	4.0	7.5
10	23	5.0	3.0	3.5	6.0	37	5.0	7.0	4.0	7.0	38	4.0	4.0	3.5	6.0
20	23	3.6	0.0	2.5	4.0	25	2.0	0.0	2.0	3.5	25	2.0	0.0	1.5	3.0

F<sub>am</sub> = median value of effective antenna noise in db above ktb.

D<sub>u</sub> = ratio of upper decile to median in db.

D<sub>l</sub> = ratio of median to lower decile in db.

V<sub>dm</sub> = median deviation of average voltage in db below mean power.

L<sub>dm</sub> = median deviation of average logarithm in db below mean power.

# SEASONAL TIME-BLOCK VALUES OF RADIO NOISE

NEW DELHI, INDIA      LAT. 28.8 N      LONG. 77.3 E      SUMMER (JUNE, JULY, AUGUST) 1964

FREQ. (Mc)	TIME BLOCKS (LST)														
	0000-0400					0400-0800					0800-1200				
	F <sub>om</sub>	D <sub>u</sub>	D <sub>ℓ</sub>	V <sub>dm</sub>	L <sub>dm</sub>	F <sub>om</sub>	D <sub>u</sub>	D <sub>ℓ</sub>	V <sub>dm</sub>	L <sub>dm</sub>	F <sub>om</sub>	D <sub>u</sub>	D <sub>ℓ</sub>	V <sub>dm</sub>	L <sub>dm</sub>
.013	159	4.0	3.0	9.0	12.0	157	5.0	4.0	8.0	10.5	156	4.0	5.0	8.0	11.5
.051	139	7.0	6.0	9.5	13.5	132	11.0	9.0	10.8	15.0	127	13.7	6.0	9.8	14.0
.160	121	8.0	7.0	9.3	14.0	115	12.0	19.0	12.0	16.8	105	22.0	11.7	10.5	15.5
.495	102	9.1	9.0	8.0	13.5	89	19.9	14.1	9.0	11.0	79	28.0	9.0	7.0	9.0
2.5	73	8.0	8.0	7.0	10.0	65	12.5	16.0	7.0	10.5	53	14.0	6.5	4.0	5.5
5	60	7.1	6.0	6.0	8.5	55	10.0	11.0	6.8	10.0	44	15.7	8.0	6.5	9.0
10	43	8.7	6.0	4.5	6.5	43	12.0	8.0	5.5	8.0	39	8.0	6.0	5.0	8.0
20	25	2.0	2.0	2.0	3.5	23	4.0	2.0	2.0	3.5	25	4.1	4.0	3.0	4.5

FREQ. (Mc)	TIME BLOCKS (LST)														
	1200-1600					1600-2000					2000-2400				
	F <sub>om</sub>	D <sub>u</sub>	D <sub>ℓ</sub>	V <sub>dm</sub>	L <sub>dm</sub>	F <sub>om</sub>	D <sub>u</sub>	D <sub>ℓ</sub>	V <sub>dm</sub>	L <sub>dm</sub>	F <sub>om</sub>	D <sub>u</sub>	D <sub>ℓ</sub>	V <sub>dm</sub>	L <sub>dm</sub>
.013	162	4.0	4.0	8.0	11.0	162	4.0	4.0	7.5	10.0	159	4.0	3.0	8.0	11.0
.051	139	10.0	9.0	8.5	12.5	139	8.0	6.0	8.0	12.8	139	4.0	6.0	9.0	13.0
.160	122	11.0	15.0	8.8	14.0	123	8.0	10.0	8.5	13.5	121	7.0	6.0	8.0	12.5
.495	101	12.0	18.0	8.5	13.3	101	10.0	11.0	8.0	12.5	102	9.0	7.0	8.0	12.8
2.5	59	18.1	11.6	7.0	10.3	69	12.0	12.0	6.0	9.5	73	8.0	6.0	6.0	9.5
5	52	14.0	10.0	6.3	10.0	63	7.0	8.0	5.0	7.5	63	7.0	6.0	5.0	8.0
10	45	6.0	6.0	5.0	7.5	51	6.0	5.5	3.5	6.0	49	8.0	6.7	5.0	7.3
20	29	6.3	4.0	4.0	6.0	29	6.0	4.0	3.0	5.0	25	2.0	2.0	2.0	4.0

F<sub>om</sub> = median value of effective antenna noise in db above ktb.

D<sub>u</sub> = ratio of upper decile to median in db.

D<sub>ℓ</sub> = ratio of median to lower decile in db.

V<sub>dm</sub> = median deviation of average voltage in db below mean power.

L<sub>dm</sub> = median deviation of average logarithm in db below mean power.



# SEASONAL TIME-BLOCK VALUES OF RADIO NOISE

OHIRA, JAPAN

LAT. 35.6 N

LONG. 140.5 E

SUMMER (JUNE, JULY, AUGUST) 1964

FREQ. (Mc)	TIME BLOCKS (LST)														
	0000-0400					0400-0800					0800-1200				
	F <sub>om</sub>	D <sub>u</sub>	D <sub>l</sub>	V <sub>dm</sub>	L <sub>dm</sub>	F <sub>om</sub>	D <sub>u</sub>	D <sub>l</sub>	V <sub>dm</sub>	L <sub>dm</sub>	F <sub>om</sub>	D <sub>u</sub>	D <sub>l</sub>	V <sub>dm</sub>	L <sub>dm</sub>
.013	158	4.0	2.0	11.5	16.5	156	4.0	4.0	11.8	17.0	156	4.0	4.0	13.5	19.0
.051	134	5.0	4.0	11.0	16.5	123	11.5	7.5	11.0	17.5	123	10.0	5.0	15.0	21.5
.160	114	6.0	5.0	9.0	15.0	96	20.0	12.0	10.5	16.0	94	20.0	10.0	11.0	15.0
.495	92	8.0	7.0	8.8	15.0	68	25.1	9.0	5.0	7.5	65	28.8	5.0	4.0	6.5
2.5	65	6.0	7.0	7.8	12.0	50	15.0	11.0	10.0	13.5	40	8.3	4.0	7.0	9.5
5	58	4.0	6.0	7.5	11.0	50	8.0	12.0	8.8	13.0	38	8.0	5.0	10.5	13.5
10	42	6.0	4.0	5.5	8.0	40	4.0	8.0	5.0	7.5	36	7.3	6.0	4.8	7.5
20	24	4.0	0.0	2.0	3.5	24	2.5	2.0	2.5	4.0	24	4.0	2.0	3.3	4.5

FREQ. (Mc)	TIME BLOCKS (LST)														
	1200-1600					1600-2000					2000-2400				
	F <sub>om</sub>	D <sub>u</sub>	D <sub>l</sub>	V <sub>dm</sub>	L <sub>dm</sub>	F <sub>om</sub>	D <sub>u</sub>	D <sub>l</sub>	V <sub>dm</sub>	L <sub>dm</sub>	F <sub>om</sub>	D <sub>u</sub>	D <sub>l</sub>	V <sub>dm</sub>	L <sub>dm</sub>
.013	158	4.0	4.0	12.0	18.0	160	4.0	4.0	9.0	14.0	160	2.0	4.0	10.0	15.0
.051	128	8.0	7.0	12.0	18.5	127	15.0	6.6	10.8	16.3	134	6.0	5.0	9.5	15.5
.160	96	26.0	7.0	11.5	15.0	104	20.5	16.0	11.0	17.0	114	7.3	5.0	8.0	13.5
.495	69	30.5	9.5	10.0	16.5	78	23.0	15.0	11.5	18.0	92	8.0	9.0	8.5	13.3
2.5	42	9.0	5.0	8.5	11.8	51	13.0	9.1	7.8	11.3	64	7.0	5.0	6.5	10.0
5	38	9.0	6.0	9.5	13.0	54	8.0	12.0	7.5	10.5	60	6.0	6.0	6.0	10.0
10	38	4.3	6.0	4.5	7.5	46	6.0	4.0	4.5	7.5	46	8.0	4.3	5.0	7.5
20	26	2.0	2.0	3.0	4.5	28	4.0	4.0	3.5	5.0	26	2.7	2.0	2.5	3.5

F<sub>om</sub> = median value of effective antenna noise in db above ktb.

D<sub>u</sub> = ratio of upper decile to median in db.

D<sub>l</sub> = ratio of median to lower decile in db.

V<sub>dm</sub> = median deviation of average voltage in db below mean power.

L<sub>dm</sub> = median deviation of average logarithm in db below mean power.

# SEASONAL TIME-BLOCK VALUES OF RADIO NOISE

PRETORIA, S. AFR.      LAT. 25.8 S      LONG. 28.3 E      WINTER (JUNE, JULY, AUGUST) 1964

FREQ. (Mc)	TIME BLOCKS (LST)														
	0000-0400					0400-0800					0800-1200				
	F <sub>om</sub>	D <sub>u</sub>	D <sub>l</sub>	V <sub>dm</sub>	L <sub>dm</sub>	F <sub>om</sub>	D <sub>u</sub>	D <sub>l</sub>	V <sub>dm</sub>	L <sub>dm</sub>	F <sub>om</sub>	D <sub>u</sub>	D <sub>l</sub>	V <sub>dm</sub>	L <sub>dm</sub>
.013	156	5.0	3.0			155	6.0	4.0			151	8.0	4.0		
.051	127	8.0	7.0			123	10.0	7.0			116	12.0	7.0		
.160	104	10.8	7.0			96	14.0	14.0			88	9.9	10.0		
.495	93	8.0	10.0			80	15.5	17.0			67	5.0	6.0		
2.5	67	8.0	6.0			63	10.2	12.2			51	4.0	6.0		
5	59	9.0	8.0			57	11.0	10.0			45	11.0	10.7		
10	32	3.0	3.0			31	6.0	2.1			31	7.6	4.0		
20	24	3.0	3.0			23	3.1	3.0			25	2.0	4.0		

FREQ. (Mc)	TIME BLOCKS (LST)														
	1200-1600					1600-2000					2000-2400				
	F <sub>om</sub>	D <sub>u</sub>	D <sub>l</sub>	V <sub>dm</sub>	L <sub>dm</sub>	F <sub>om</sub>	D <sub>u</sub>	D <sub>l</sub>	V <sub>dm</sub>	L <sub>dm</sub>	F <sub>om</sub>	D <sub>u</sub>	D <sub>l</sub>	V <sub>dm</sub>	L <sub>dm</sub>
.013	156	5.0	6.0			158	4.0	5.0			158	5.0	5.0		
.051	120	11.0	7.0			122	13.0	7.0			126	10.1	6.0		
.160	88	12.0	10.0			94	14.0	12.0			104	11.0	8.0		
.495	67	7.0	6.0			83	16.0	18.0			93	9.0	8.0		
2.5	49	6.0	4.0			59	12.0	10.0			67	8.0	6.0		
5	46	10.0	13.0			57	12.2	14.0			60	8.0	9.0		
10	35	8.0	6.0			41	6.5	4.2			35	8.0	4.0		
20	26	3.0	4.1			26	3.0	3.0			25	2.2	4.0		

F<sub>om</sub> = median value of effective antenna noise in db above ktb.

D<sub>u</sub> = ratio of upper decile to median in db.

D<sub>l</sub> = ratio of median to lower decile in db.

V<sub>dm</sub> = median deviation of average voltage in db below mean power.

L<sub>dm</sub> = median deviation of average logarithm in db below mean power.

# SEASONAL TIME-BLOCK VALUES OF RADIO NOISE

SAO JOSE, BRAZIL      LAT. 23.3 S      LONG. 45.8 W      WINTER (JUNE, JULY, AUGUST) 1964

FREQ. (Mc)	TIME BLOCKS (LST)														
	0000-0400					0400-0800					0800-1200				
	F <sub>am</sub>	D <sub>u</sub>	D <sub>l</sub>	V <sub>dm</sub>	L <sub>dm</sub>	F <sub>am</sub>	D <sub>u</sub>	D <sub>l</sub>	V <sub>dm</sub>	L <sub>dm</sub>	F <sub>am</sub>	D <sub>u</sub>	D <sub>l</sub>	V <sub>dm</sub>	L <sub>dm</sub>
.051	125	13.7	8.0	8.0	12.5	123	12.0	10.0	8.5	14.0	117	13.7	11.7	4.5	6.5
.113	110	14.0	8.0	6.5	10.5	102	16.3	12.0	8.5	13.0	96	12.0	10.0	6.5	9.5
.246	98	12.0	8.0	6.5	11.5	86	16.8	12.0	7.0	11.5	79	7.0	5.0	7.5	10.0
.545	85	10.0	6.0	5.0	8.5	87	6.0	7.0	5.0	10.0	89	4.0	6.3	5.0	11.0
2.5	60	13.6	8.0	5.0	9.0	55	15.0	9.9	5.0	8.5	39	11.0	8.0	5.0	8.0
5	51	23.2	8.0	4.5	8.0	53	20.0	14.0	4.5	8.0	55	11.0	12.0	6.0	10.5
10	34	8.2	5.0	3.0	5.0	31	7.1	3.0	3.3	4.8	33	11.0	6.0	5.5	8.5
20	23	2.4	1.0	2.0	3.5	22	3.0	1.0	2.0	3.5	23	4.0	2.0	3.0	5.0

FREQ. (Mc)	TIME BLOCKS (LST)														
	1200-1600					1600-2000					2000-2400				
	F <sub>am</sub>	D <sub>u</sub>	D <sub>l</sub>	V <sub>dm</sub>	L <sub>dm</sub>	F <sub>am</sub>	D <sub>u</sub>	D <sub>l</sub>	V <sub>dm</sub>	L <sub>dm</sub>	F <sub>am</sub>	D <sub>u</sub>	D <sub>l</sub>	V <sub>dm</sub>	L <sub>dm</sub>
.051	119	12.0	10.0	5.8	9.8	123	10.0	12.0	7.5	11.8	125	12.0	10.0	8.0	13.0
.113	96	12.0	10.0	7.5	11.5	102	16.0	12.0	8.0	12.5	110	14.0	10.0	7.5	11.8
.246	78	10.0	4.0	7.5	10.5	86	15.0	10.0	8.0	12.5	96	13.0	8.0	6.5	11.0
.545	88	4.0	7.0	5.0	10.0	86	5.0	7.0	5.5	9.5	87	7.0	5.0	5.0	9.0
2.5	36	8.0	6.0	5.0	7.0	52	15.3	14.0	5.5	9.3	60	12.0	10.0	5.0	7.5
5	51	9.0	10.0	6.8	11.5	65	13.0	12.0	6.0	10.0	67	13.0	14.1	5.5	8.5
10	36	8.0	8.0	6.0	8.5	44	10.0	10.0	3.3	5.5	38	10.0	7.2	3.5	5.0
20	24	9.9	2.0	2.5	4.5	25	9.0	3.0	3.0	5.0	23	6.0	1.0	2.0	3.5

F<sub>am</sub> = median value of effective antenna noise in db above ktb.

D<sub>u</sub> = ratio of upper decile to median in db.

D<sub>l</sub> = ratio of median to lower decile in db.

V<sub>dm</sub> = median deviation of average voltage in db below mean power.

L<sub>dm</sub> = median deviation of average logarithm in db below mean power.

# SEASONAL TIME-BLOCK VALUES OF RADIO NOISE

WARRENSBURG, MO.      LAT. 38.7 N      LONG. 93.8 W      SUMMER (JUNE, JULY, AUGUST) 1964

FREQ. (Mc)	TIME BLOCKS (LST)														
	0000-0400					0400-0800					0800-1200				
	F <sub>am</sub>	D <sub>u</sub>	D <sub>l</sub>	V <sub>dm</sub>	L <sub>dm</sub>	F <sub>am</sub>	D <sub>u</sub>	D <sub>l</sub>	V <sub>dm</sub>	L <sub>dm</sub>	F <sub>am</sub>	D <sub>u</sub>	D <sub>l</sub>	V <sub>dm</sub>	L <sub>dm</sub>
.013	166	6.6	5.0			164	8.0	6.0			163	5.9	5.0		
.051	145	10.0	5.0			142	11.0	8.0			137	12.0	4.0		
.160	123	12.0	8.0			119	16.0	22.0			113	18.0	16.5		
.495	104	10.0	10.0			95	21.0	21.0			86	21.5	16.5		
2.5															
5															
10															
20															

FREQ. (Mc)	TIME BLOCKS (LST)														
	1200-1600					1600-2000					2000-2400				
	F <sub>am</sub>	D <sub>u</sub>	D <sub>l</sub>	V <sub>dm</sub>	L <sub>dm</sub>	F <sub>am</sub>	D <sub>u</sub>	D <sub>l</sub>	V <sub>dm</sub>	L <sub>dm</sub>	F <sub>am</sub>	D <sub>u</sub>	D <sub>l</sub>	V <sub>dm</sub>	L <sub>dm</sub>
.013	168	4.0	5.0			168	4.8	4.0			167	7.0	5.0		
.051	143	7.1	6.0			145	8.0	7.0			145	10.0	6.0		
.160	119	12.0	15.9			123	12.0	15.1			125	12.0	10.0		
.495	91	19.2	19.0			98	15.5	21.5			103	11.0	9.0		
2.5															
5															
10															
20															

F<sub>am</sub> = median value of effective antenna noise in db above ktb.

D<sub>u</sub> = ratio of upper decile to median in db.

D<sub>l</sub> = ratio of median to lower decile in db.

V<sub>dm</sub> = median deviation of average voltage in db below mean power.

L<sub>dm</sub> = median deviation of average logarithm in db below mean power.







**U.S. DEPARTMENT OF COMMERCE**  
**WASHINGTON, D.C. 20230**

**POSTAGE AND FEES PAID**  
**U.S. DEPARTMENT OF COMMERCE**

---

**OFFICIAL BUSINESS**

---