



**TUTTI I
MUSEI
ITALIANI
SU WIKIPEDIA**

Empowering Italian GLAMs

Results of the project Empowering Italian GLAMs (2022-2024) - July 2024

6.810 Wikidata items

Data monitored and improved
Combined with national Italian statistics and information related to wikiGLAM projects

4.344 museums contacted

Number of museums added to the database of contacts and contacted (64% of the total items)

Email sent by Region (two rounds plus personal and direct contacts and callbacks with museums starting the form)

304 museums involved - 7%

86 institutions concluded the entire process (endorsement, authorisation and Open Access policy, check of Wikidata, text provided images shared and images uploaded on Wikimedia Commons) - 28%

23 institutions which did not want to participate or withdrew from the project - 8%

21 institutions had problems in uploading images on Wikimedia Commons

1.134 museums already involved by Wikimedia Italia in Wiki Loves Monuments

140 surveys - 3%

Surveys about Open Access completed

5 case studies

Museo Egizio
Museums of Reggio Emilia
Museums of Modena
Ecomuseo delle Grigne
Museo delle Marionette di Palermo

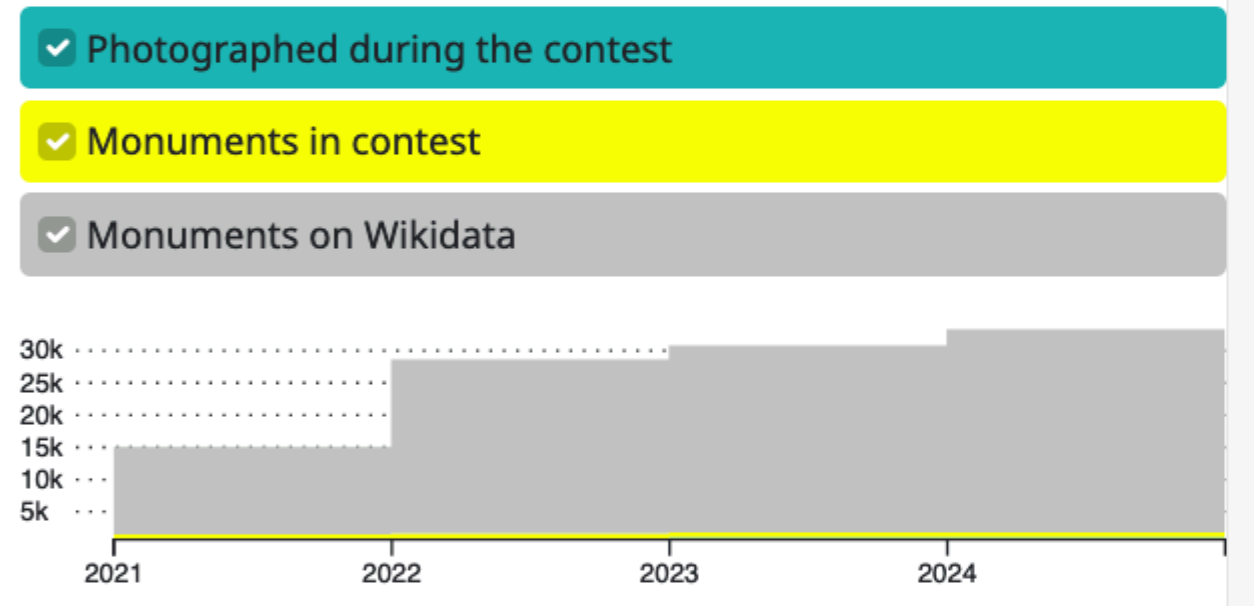
Province

Municipality

MONUMENTS TYPE

MONUMENTS STATUS

View as



[Export visualization](#)



How to read:
Each fan is a timeline

from 2020-12 to 2024-12

Each slice is 1 YEAR

Size is the number of monuments

Status and count of monuments of Italy

- 1,016 Photographed during the contest (+367 new)
- 1,796 Monuments in contest (+485 new)
- 33,373 Monuments on Wikidata (+18,759 new)

● Minimized fans to reduce clutter. Color is the most recurrent status.

Results of the project Empowering Italian GLAMs (2022-2024) - July 2024

Wiki♥Monuments BETA 0.5

View as **Map**

EXPLORE **All Commons**

TIME FRAME **Latest 5 years**

From **2020-12** to **2024-12**

MONUMENTS LOCATIONS

Region **Select a region**

Province **Select a province**

Municipality **Select a municipality**

MONUMENTS TYPE **GLAM**

MONUMENTS STATUS

View as **Absolute values**

With at least one image

Monuments on Wikidata

Export visualization



How to read:
Each fan is a timeline

from **2020-12** to **2024-12**

Each slice is **1 YEAR**

Size is the number of monuments

Status and count of monuments of Italy


- 3,771 With at least one image (+442 new)
- 33,357 Monuments on Wikidata (+18,259 new)**

- Minimized fans to reduce clutter. Color is the most recurrent status.

© Politecnico di Milano & Wikimedia Italia. License: Creative Commons Attribution 4.0 International.

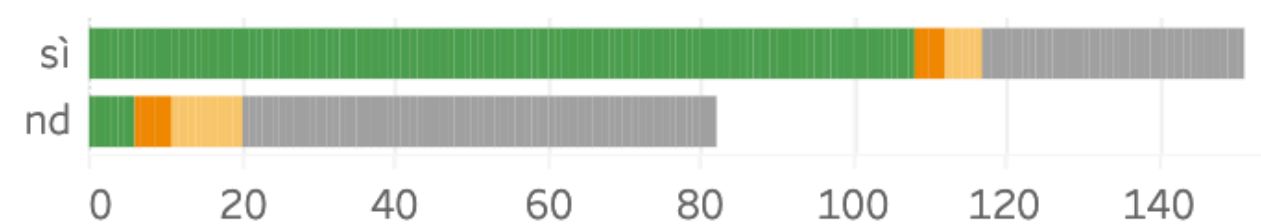
Results of the project Empowering Italian GLAMs (2022-2024) - January 2024

Musei monitorati e adesione

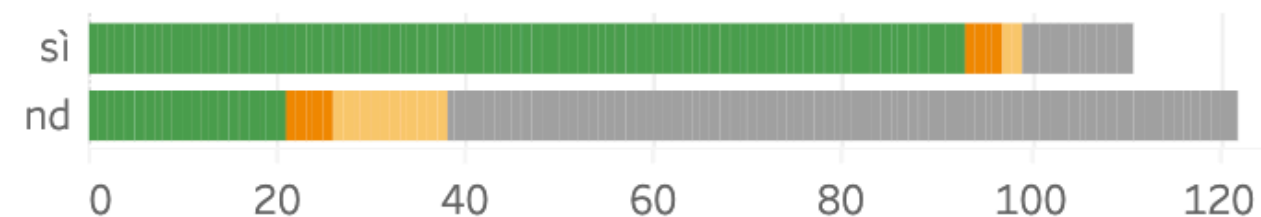


Adesione ■ Sì ■ No ■ No, ritirati ■ nd

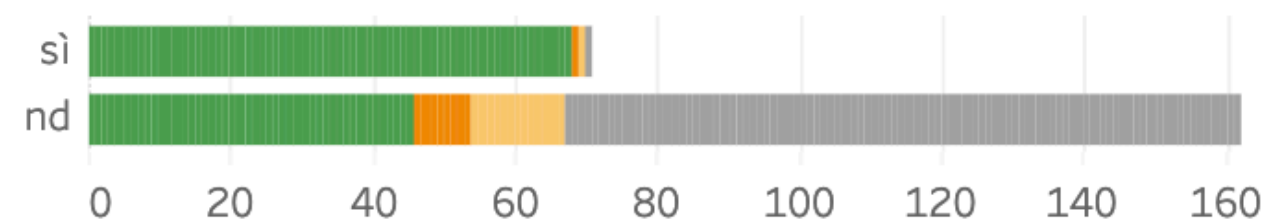
Carica un breve testo e controlla i dati di Wikidata



Carica un testo per migliorare le voci Wikipedia



Autorizzazione uso immagini e open access policy

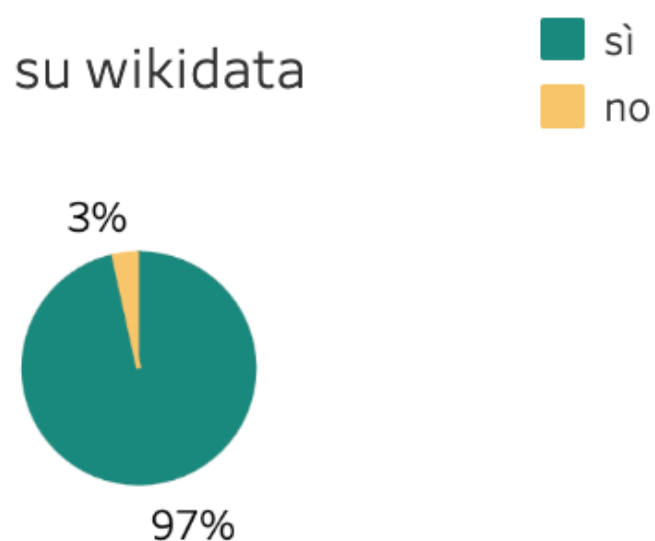


Matrice adesione

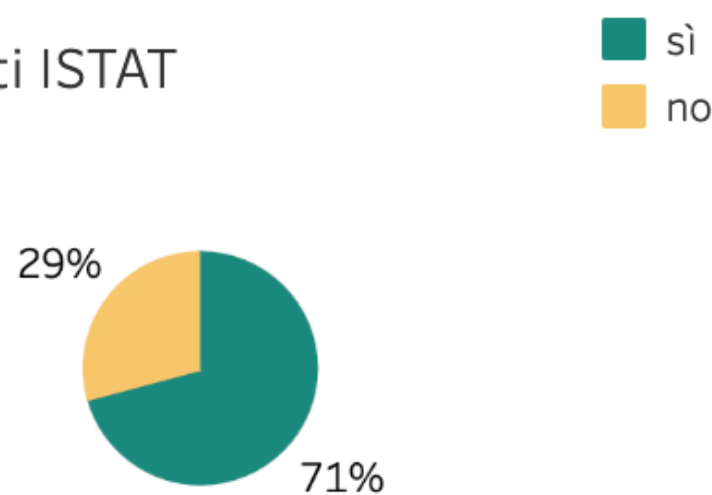
Adesione	Testo e check Wikidata	Testo per Wikipedia	Aut. immagini e Open Access Policy	Count
Sì	sì	sì	sì	63
		nd	sì	30
		nd	nd	5
No	sì	nd	nd	10
		sì	nd	6
		nd	sì	2
No, ritirati	nd	sì	nd	1
		nd	sì	2
		nd	nd	9
nd	sì	sì	sì	1
		nd	nd	3
		nd	nd	5
nd	nd	sì	sì	1
		nd	nd	11
		nd	nd	22
nd	nd	sì	sì	62
		nd	nd	62



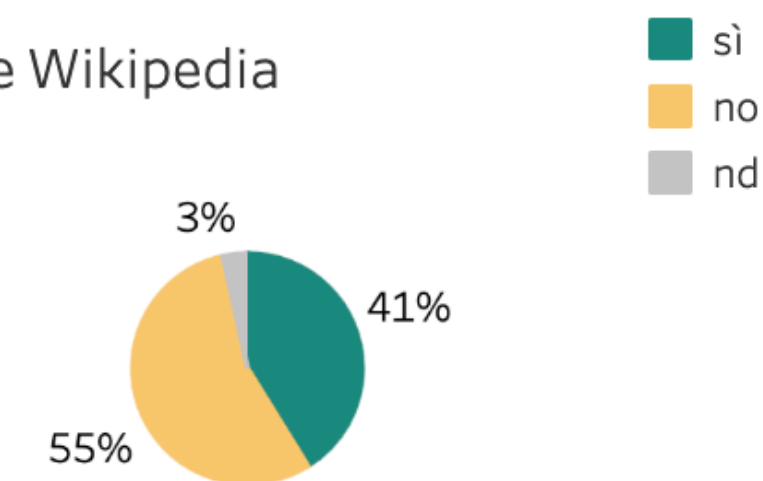
Presenti su wikidata



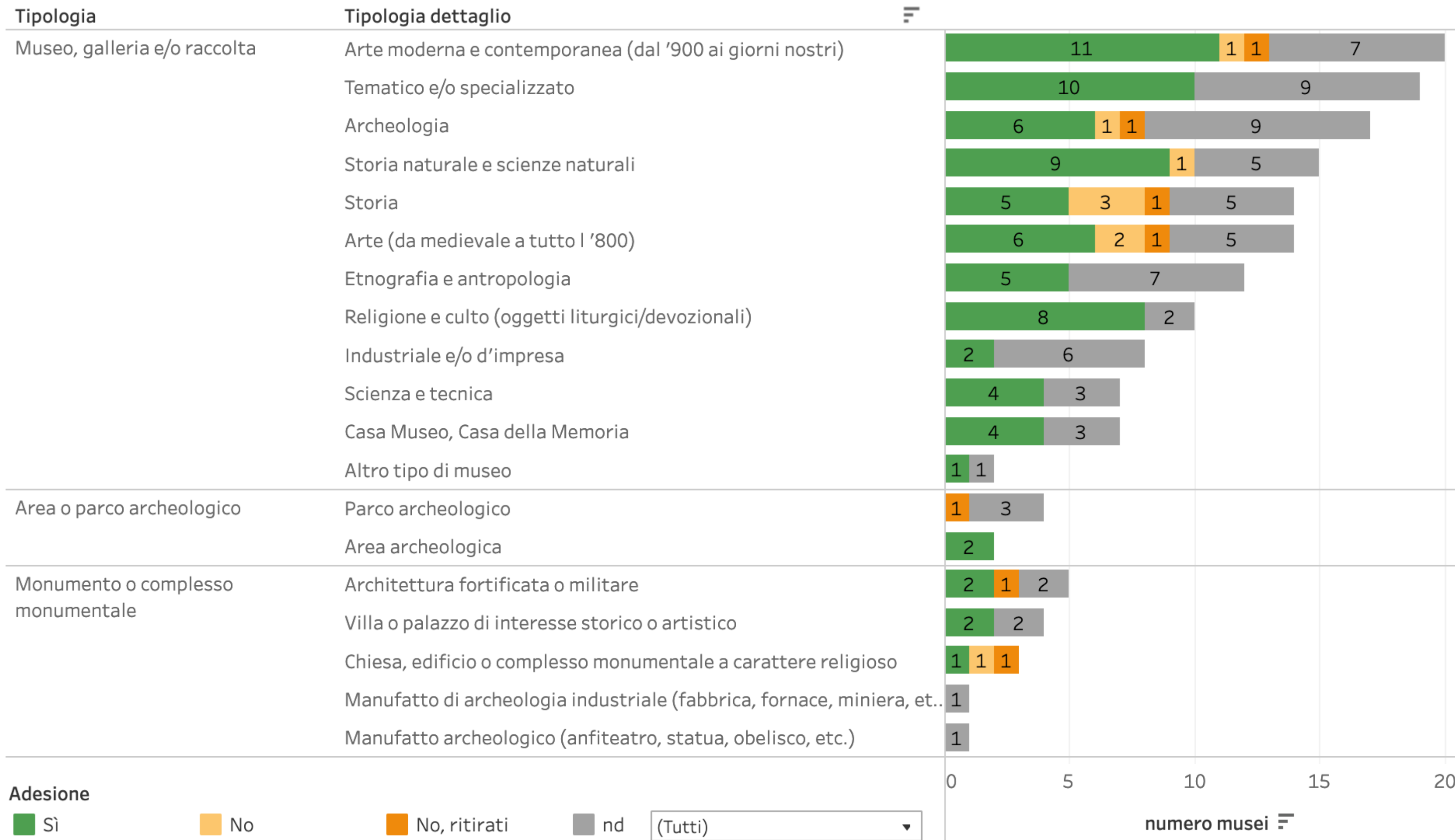
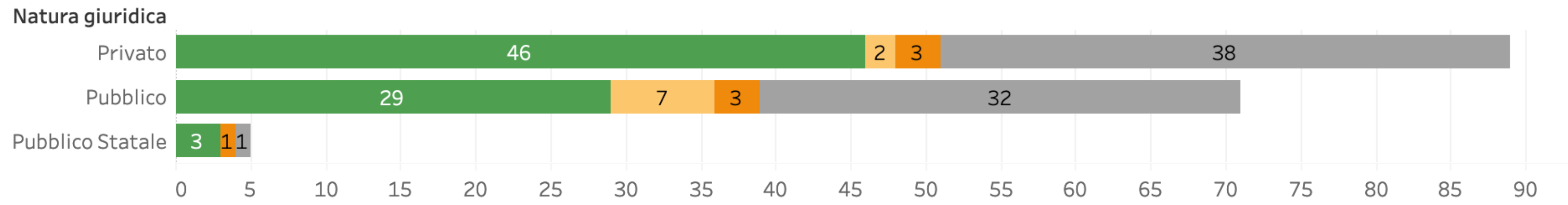
Censiti ISTAT



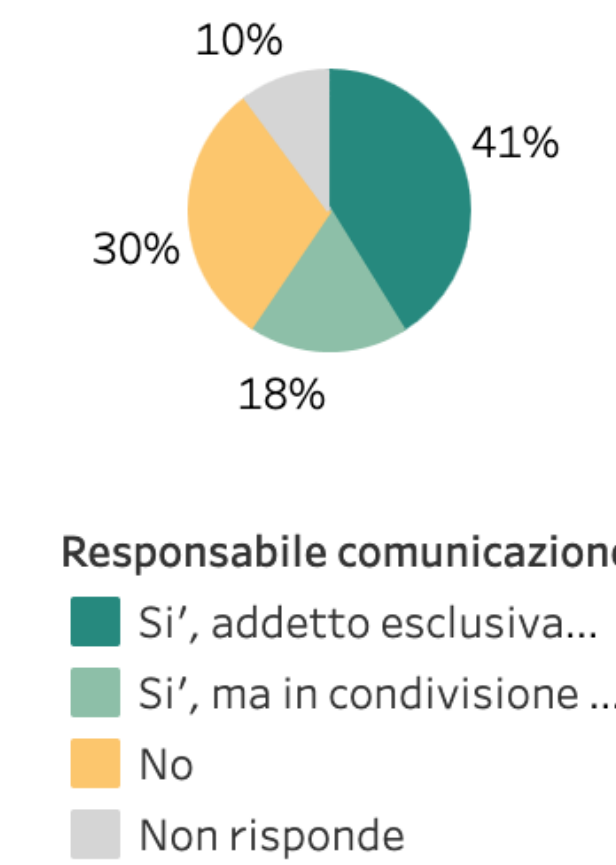
Voce Wikipedia



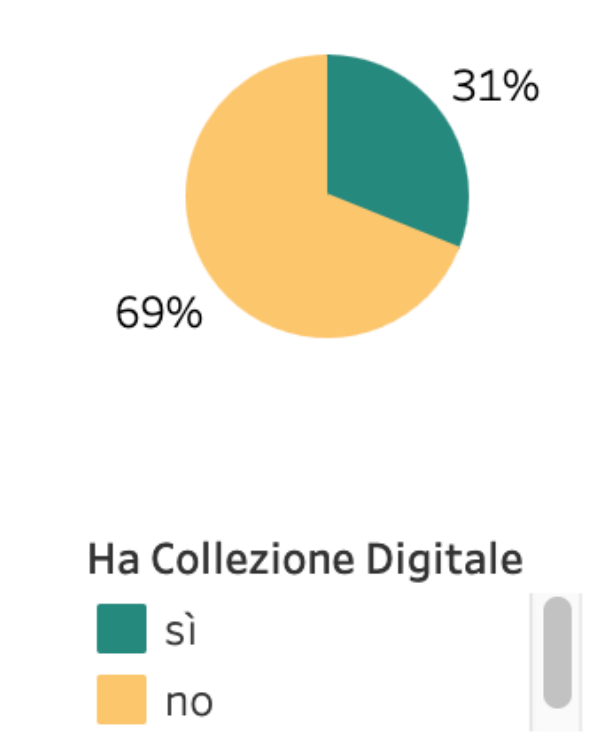
Results of the project Empowering Italian GLAMs (2022-2024) - January 2024



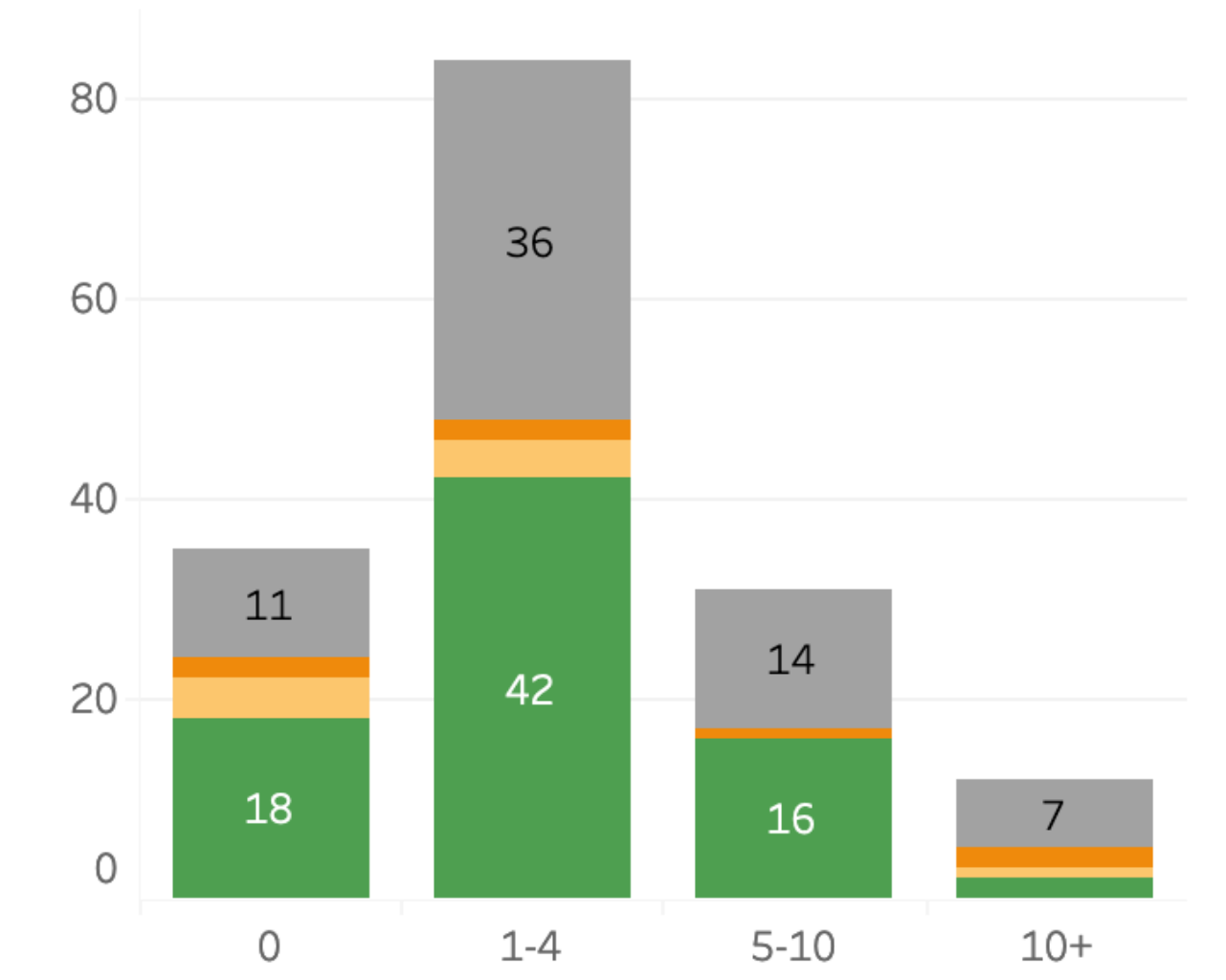
Responsabile comunicazione



Collezione digitale



Numero di musei per dipendenti

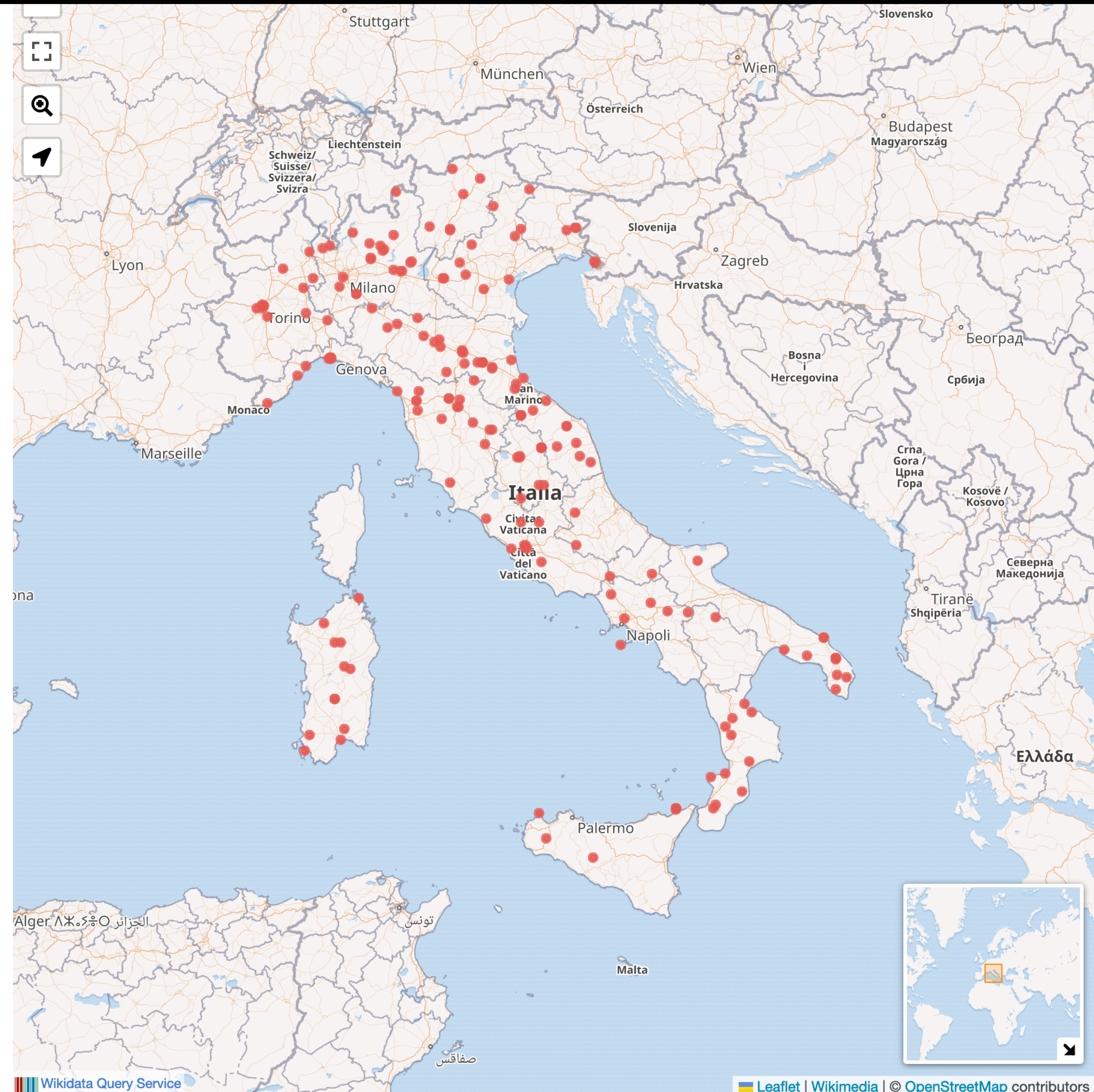


Strengths

- * The best existing repository of Italian museums on Wikidata (+ contacts)
- * Efficient national communication campaign
- * Great collaboration with ICOM Italia, Creative Commons Italia, the University of Torino and the cultural association BAM!
- * Large variety of institutions involved (geography, type, size)
- * Scalable system with replicable workflow
- * Establishment of a great working team with different skills (and launch of the first Wikimedia Italia certification for trainers for 12 trainers)
- * System to monitor and visualise results
- * We are already scaling the system on all Italian GLAMs (involving all GLAMs - museums, archives, libraries, theatres, universities)
- * Some other countries are interested in implementing the system (New Zealand, Argentina, Uruguay)

Weaknesses

- * 7% of the museums involved somehow in the project (we expected 17%)
- * The form is useful to allow institutions to start the process and to be re-contacted, but it is not scalable at an international level: we need to create a system directly connected to Wikimedia Commons
- * The Italian legislation became even more restrictive during the implementation of the project (mandatory payment for commercial use of digital reproductions of collections in the public domain owned by national institutions)
- * We didn't have the time to support the implementation of the project at an international level
- * Low reply rate of the survey



Wiki♥Monuments BETA 0.5

View as **Map**

EXPLORE **Wiki Loves Monuments**

TIME FRAME **Latest 5 years**

From 2020-12 to 2024-12

MONUMENTS LOCATIONS

Region **Select a region**

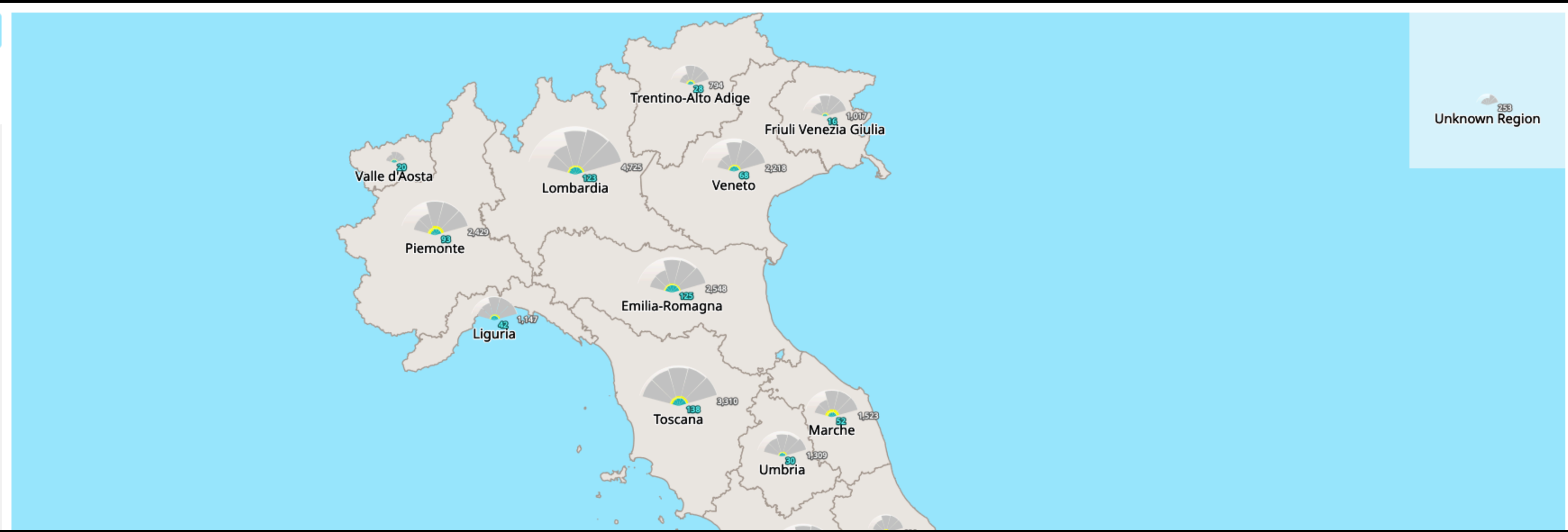
Province **Select a province**

Municipality **Select a municipality**

MONUMENTS TYPE **GLAM**

MONUMENTS STATUS

View as **Absolute values**



How to read:
Each fan is a timeline

from 2020-12 to 2024-12

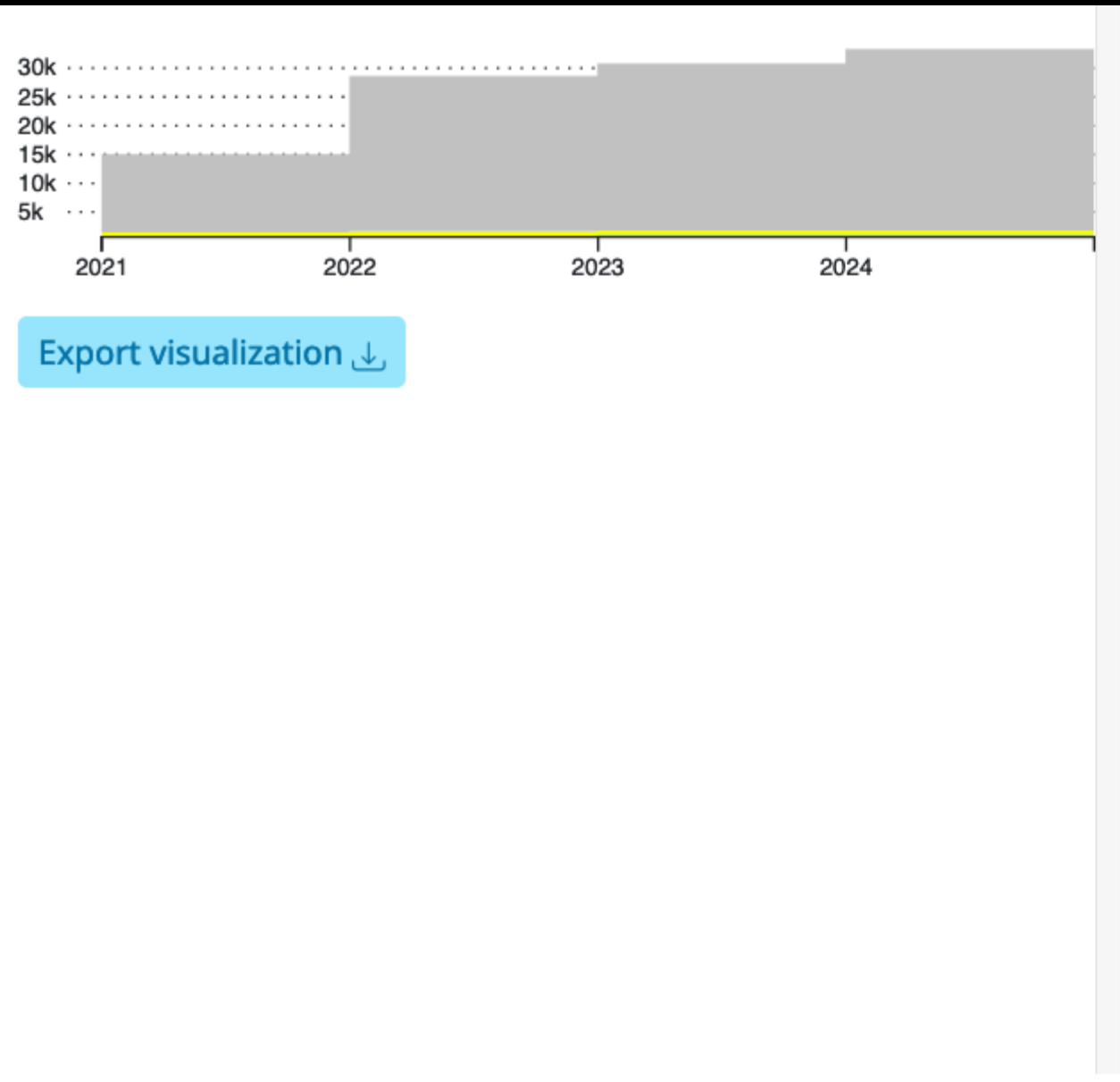
Each slice is 1 YEAR

Size is the number of monuments

Status and count of monuments of Italy

- 1,016 Photographed during the contest (+367 new)
- 1,796 Monuments in contest (+485 new)
- 33,373 Monuments on

I. The challenge of the legal context



status.

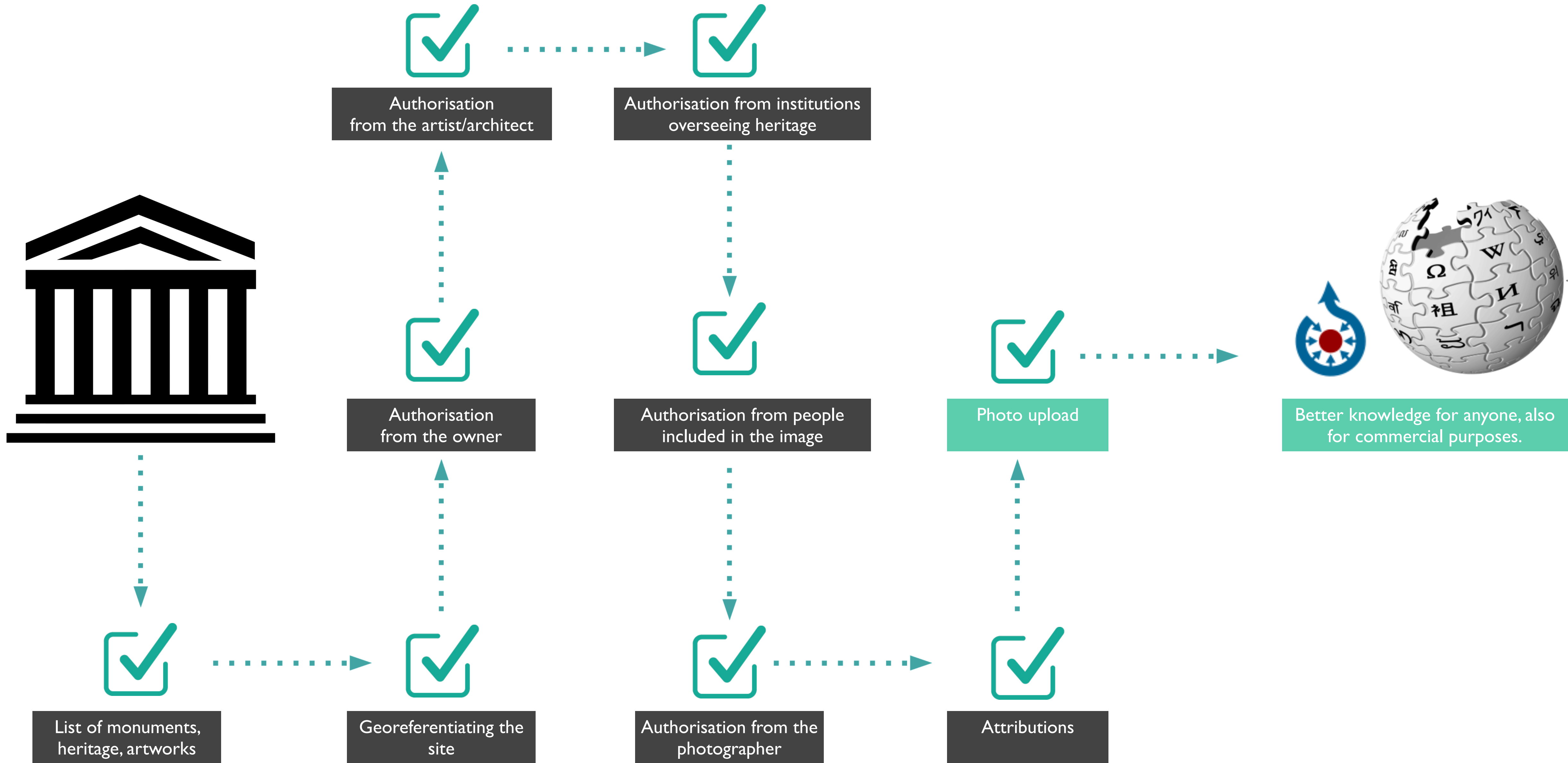
CC BY-SA
Work by DensityDesign (Politecnico di Milano) & Wikimedia Italia. License: Creative Commons Attribution 4.0 International.

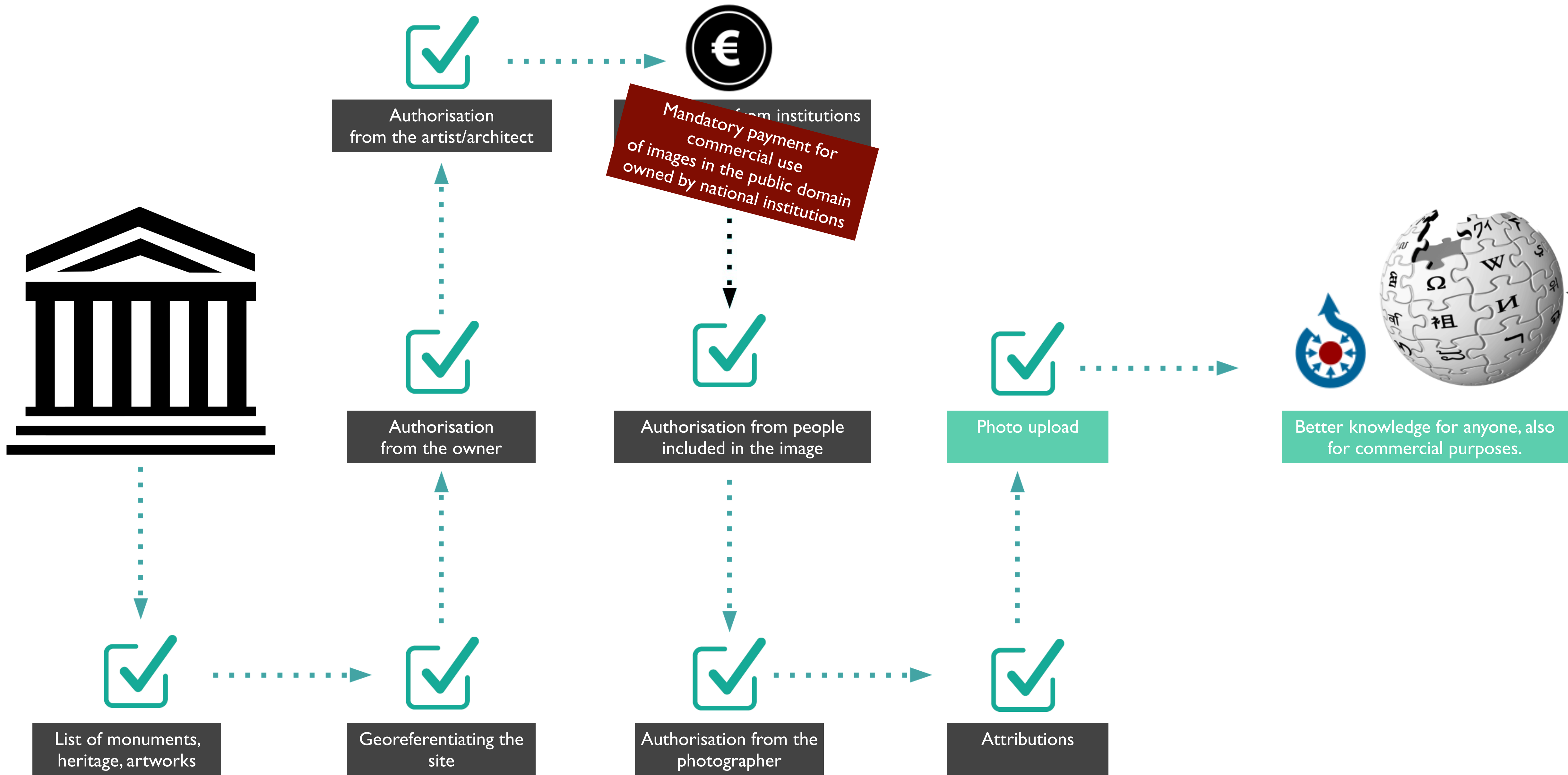





Photo upload



Better knowledge for anyone, also for commercial purposes.







Identify heritage

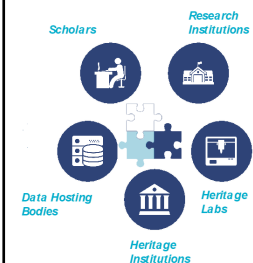
Access to a database of cultural heritage

- ✓ Access to a database in CC0 with upload on Wikidata
- ✓ Creation of a new database on Wikidata

Owner / GLAM

Authorisation to access the building or the artwork and take photos or to use digital reproductions

- ✓ The owner allows you to enter the building and take photos
- ✓ Use the Heritage data Reuse Charter designed by DARIAH (agreement on terms and conditions, credits, deposit and distribution)



Rights of photographer

Rights of the photographer

- ✓ Authorisation of the photographer (CC0, CC BY, CC BY-SA)
- ✓ Upload on Wikimedia Commons by the photographer (selecting the open license or tool)
- ✓ No reproduction rights

Rights of author(s)

Rights of the artist or architect who has produced the artwork or the building

- ✓ > 70 years after his/her death
- ✓ Freedom of panorama for exteriors
- ✓ Authorisation

Other legislations

Restrictions related to commercial use of digital reproductions

- ✓ Legislations without restrictions
- ✓ Freedom of panorama for exteriors
- ✓ Authorisations
- ✓ Focusing on content which doesn't have those restrictions (i.e. texts, educational resources, images of the exhibition design...)

People in the images

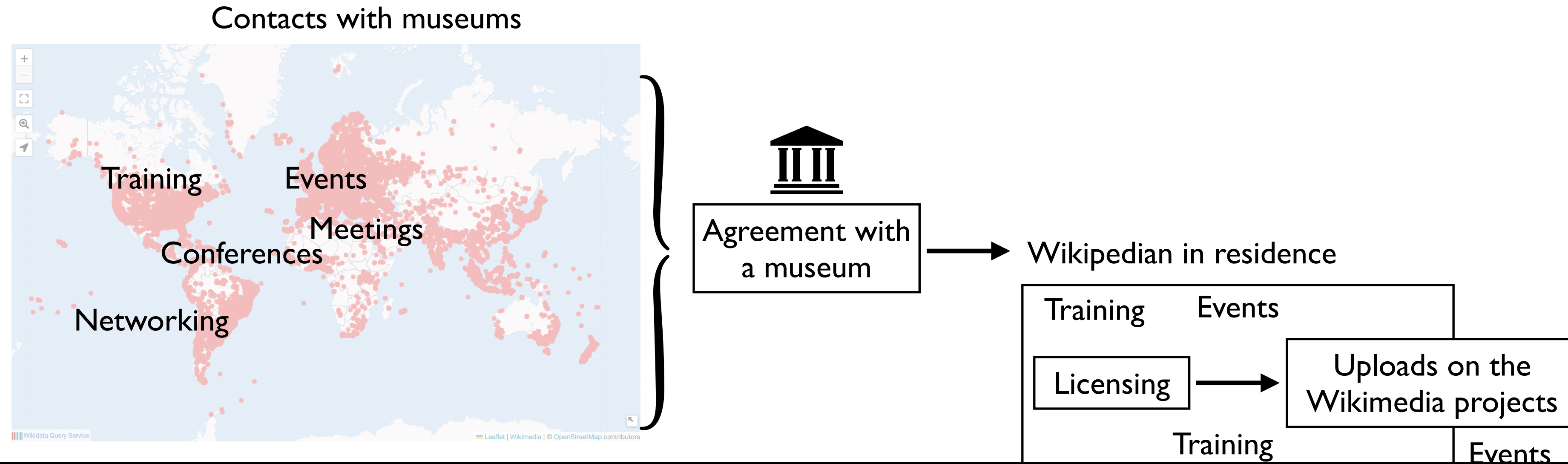
Rights of the people represented in the image

- ✓ Public event
- ✓ People are not visible
- ✓ Written authorisation of the person(s) or their legal tutor
- ✓ For children - written authorisation signed by the parents
- ✓ For orphans - signed permission from the legal tutor

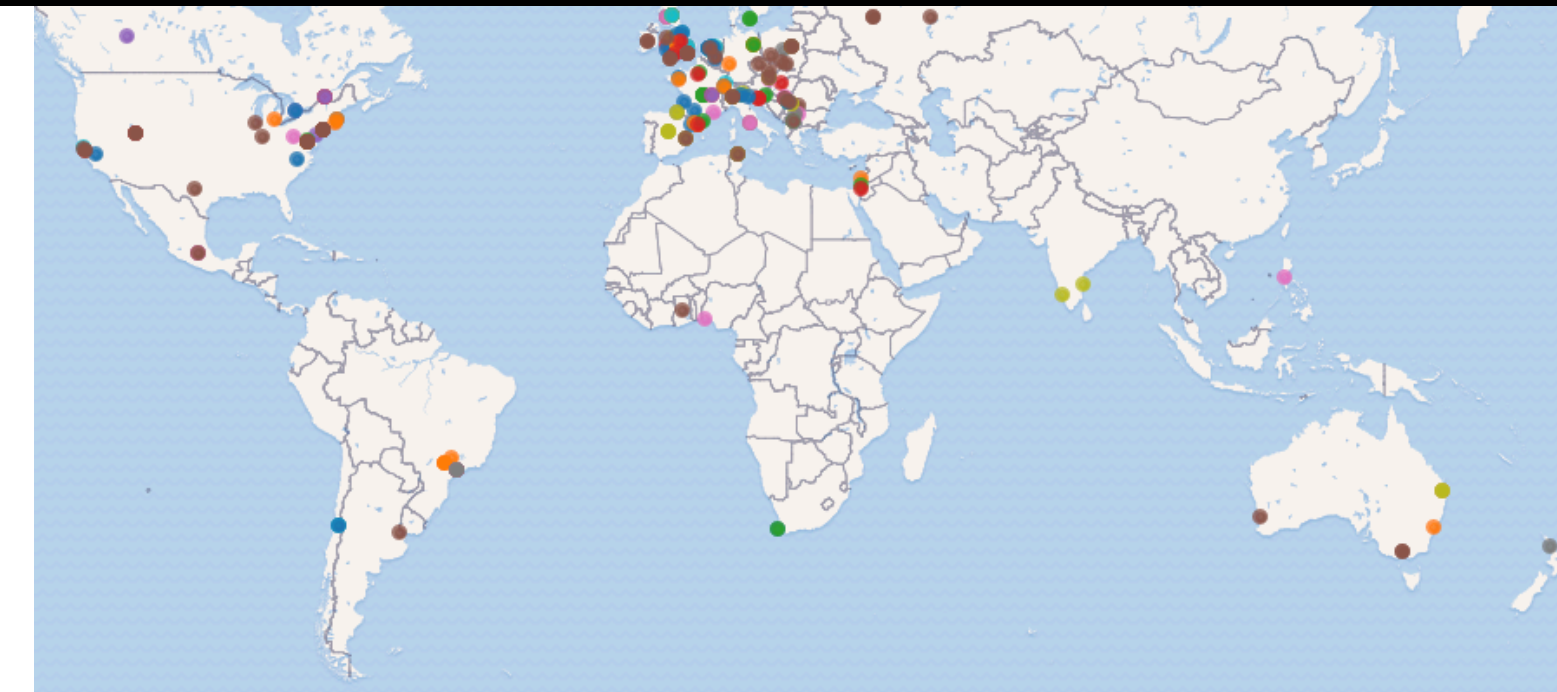
Attribution

Include the credits of all people involved unless differently agreed

- ✓ CC0 and the public domain do not require attribution (but it is better to add it)
- ✓ Link to full credits

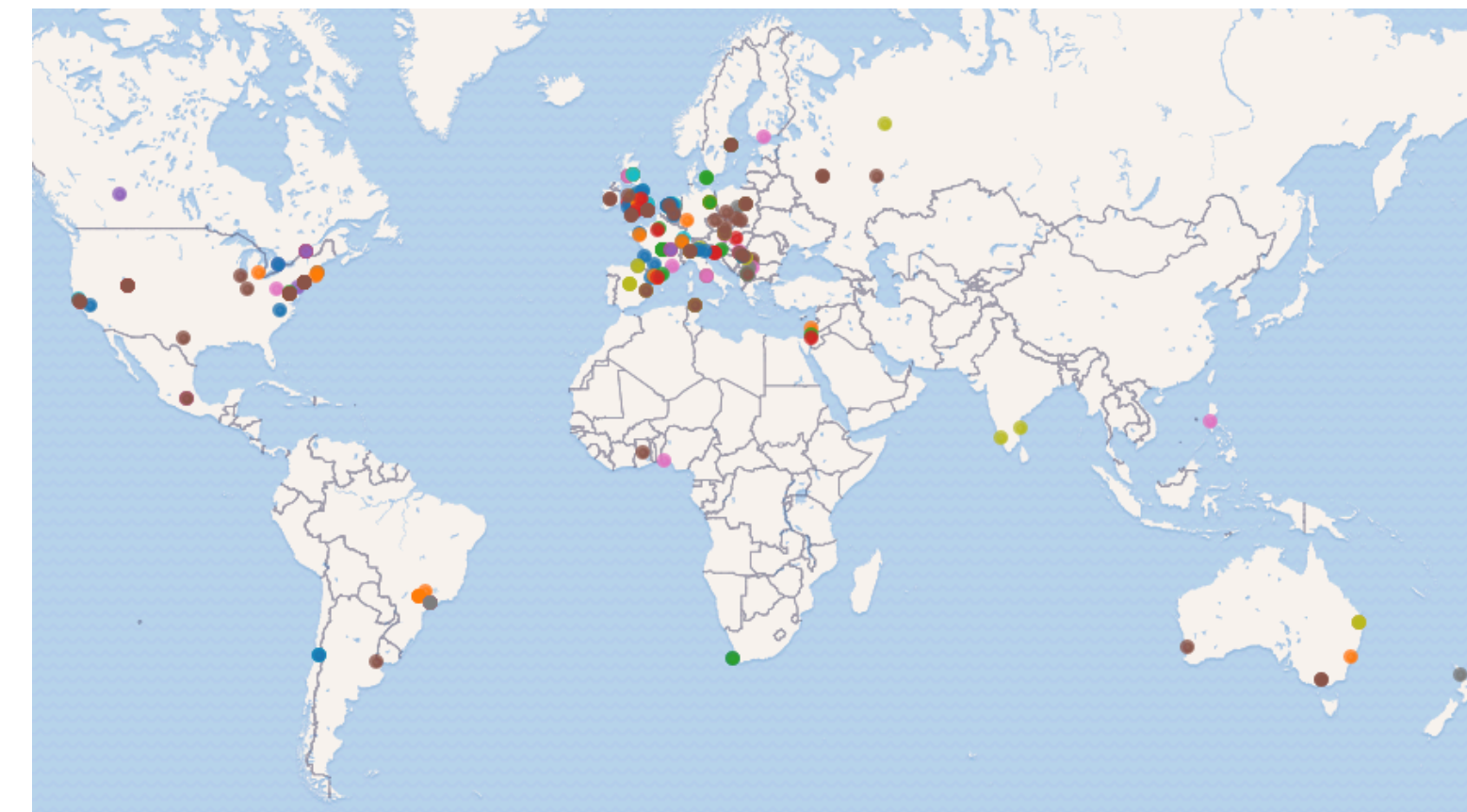
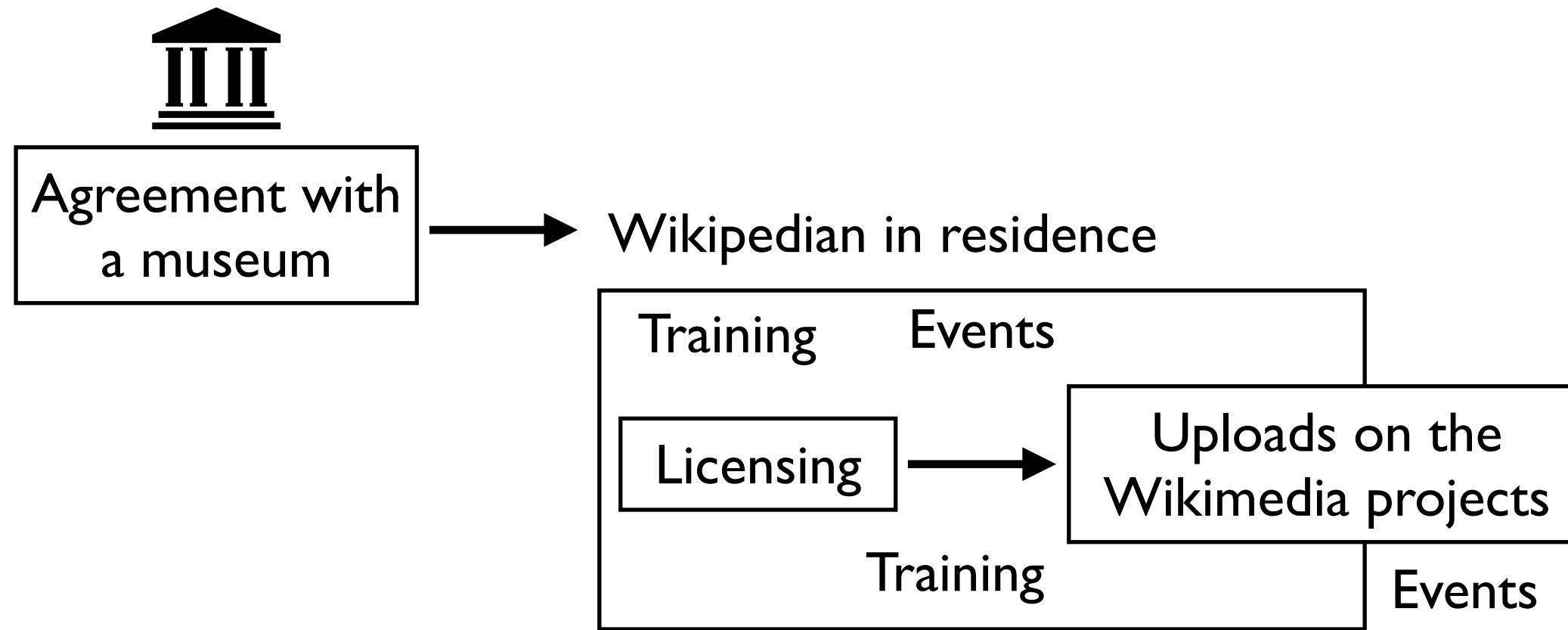


2. The challenge of involving all GLAMs

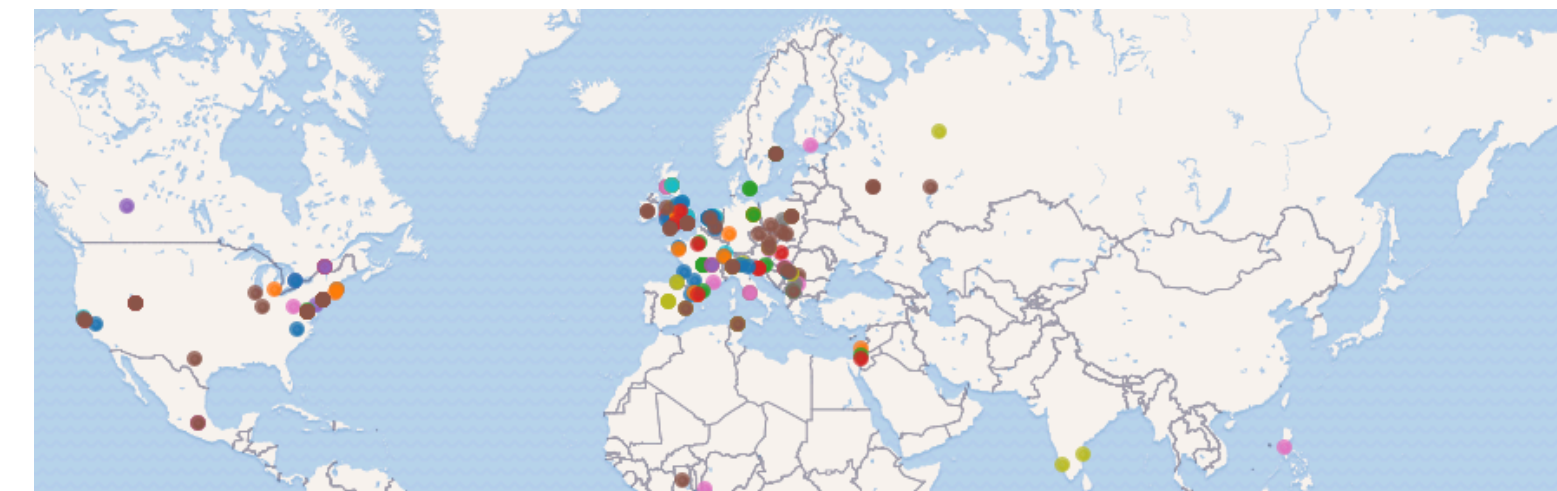
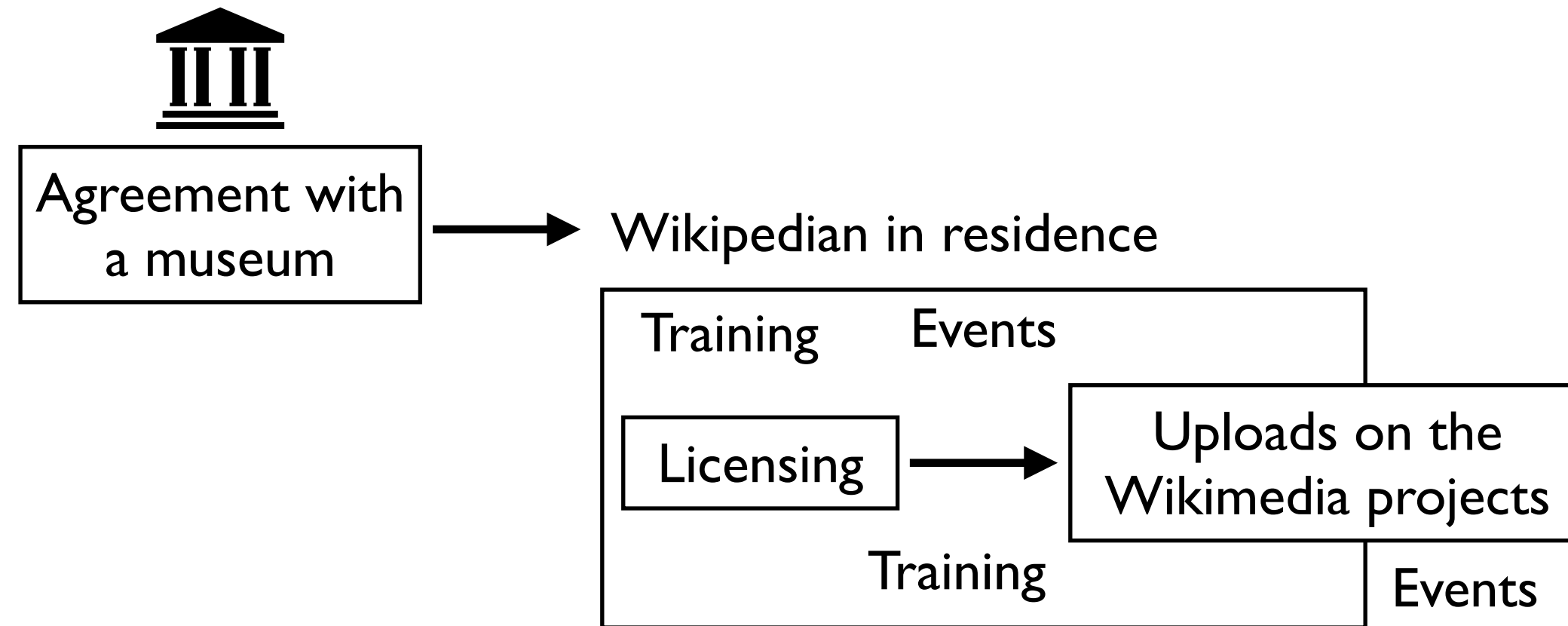


GLAM-Wiki initiatives and Wikedian in residence

Contacts with museums



Contacts with museums



Advantages

- Collaborations with prestigious institutions
- Often large institutions with large collections
- A person who takes care of the institution and the project
- Curated work by an expert
- Sometimes collaborations for a long period (for several months, years or sometimes a permanent staff)
- Large uploads
- Training for permanent staff inside the institution
- We monitor single institutions (uploads, visualisations...)

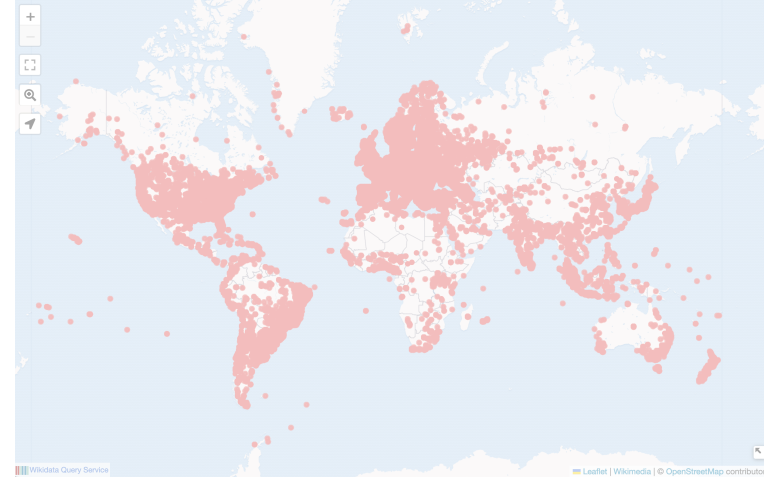
Disadvantages

- Large institutions with extensive collections are often the institutions of colonisers
- The system is not democratic: it doesn't provide the same access to every institution
- It doesn't allow the inclusion of a diverse array of institutions from many territories
- It requires funds allocated for each institution or from each institution
- We will never reach 100'000 museums
- We don't monitor all museums and the current situation
- It is not scalable
- It is not inclusive

The workflow of Empowering GLAMs

1

Improving data about GLAMs on Wikidata



2

Creating a database of GLAMs contacts

Collaborating with ICOM and other relevant partners

3

Contacting all national GLAMs

Sending mass email

Follow-up contacts

4

Supporting all interested GLAMs

Training / MOOC /workshop

Centralised support

Template for open access policy and authorisations

Collecting and checking content (form)

Uploads on Wikimedia Commons

Survey

5

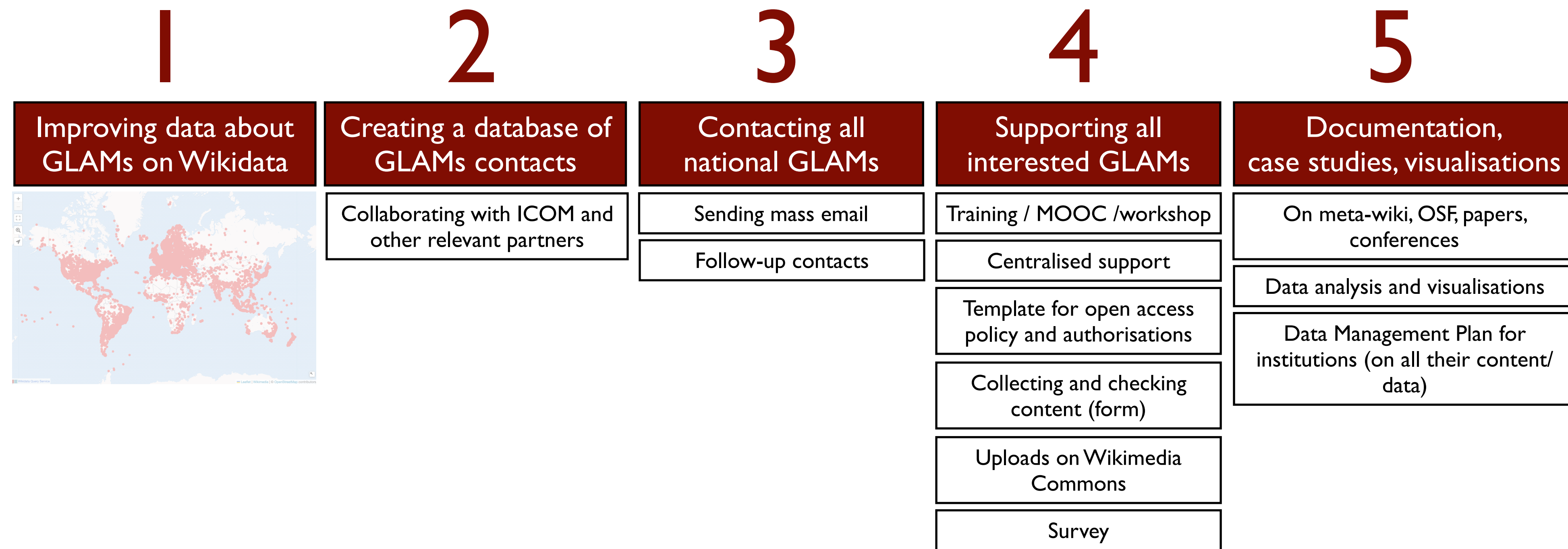
Documentation, case studies, visualisations

On meta-wiki, OSF, papers, conferences

Data analysis and visualisations

Data Management Plan for institutions (on all their content/ data)

The workflow of Empowering GLAMs




Advantages

Improving Wikidata
 Producing a database of relevant contacts
 Addressing any institution
 Creating a democratic system which can work with any institution (i.e. small ethnographic museums, institutions without digitalisation...)
 Promoting and implementing Open Access (and OA is now supported by many networks and governments)
 Collaborating with a common goal with relevant GLAM networks (i.e. ICOM) - digital strategies, OA, contacts, data
 It can be replicated in any territory and with all kinds of institutions
 You can collect different types of content from GLAMs (i.e. digital reproductions of collections but also research, texts, educational materials...)
 Workflow organised in different stages, which provide specific and relevant results

Disadvantages

It is still very important to have people who take care of specific institutions and projects (Wikipedian in residence, specific projects...), upload content, solve copyright issues, facilitate training and editing
 You need to build a support team (and to answer a lot of emails)
 Implementing Open Access takes around 2 years (unless institutions were already waiting for you)
 Wikimedia is not made for institutional contributions
 Someone needs to check the content provided by GLAMs
 Many types of institutions with their specific networks
 GLAMs focussed on contemporary content can rather provide general texts (i.e. descriptions), data about their collections and general views of their spaces (they own copyrighted materials)
 All content and support needs to be provided in the national language
 Legislation can be challenging




Institutions managed by one person or by volunteers

- * Around 10-20 photos of the institution together with captions in CC0: external views, internal views, examples of the collections
- * A text in CC0 with sources, presenting the history of the institution (how it was born, who created it, where it is located...) and its collection (which are the collections, what they are about, how they are organised...)
- * The institution creates its Open Access Policy and authorises images of its building



Institutions with staff, website and some collections digitised

- * CC0 on the website footer
- * Publication of the Open Access Policy on the website (for content and data)
- * Providing access to high resolutions digital reproductions of the collections in the public domain together with their metadata (CC0); access to the documentation produced and collected by the institution (CC BY for signed texts and CC0 for informative texts)



Institutions with staff, digital reproductions of the collections, research activities, online catalogue

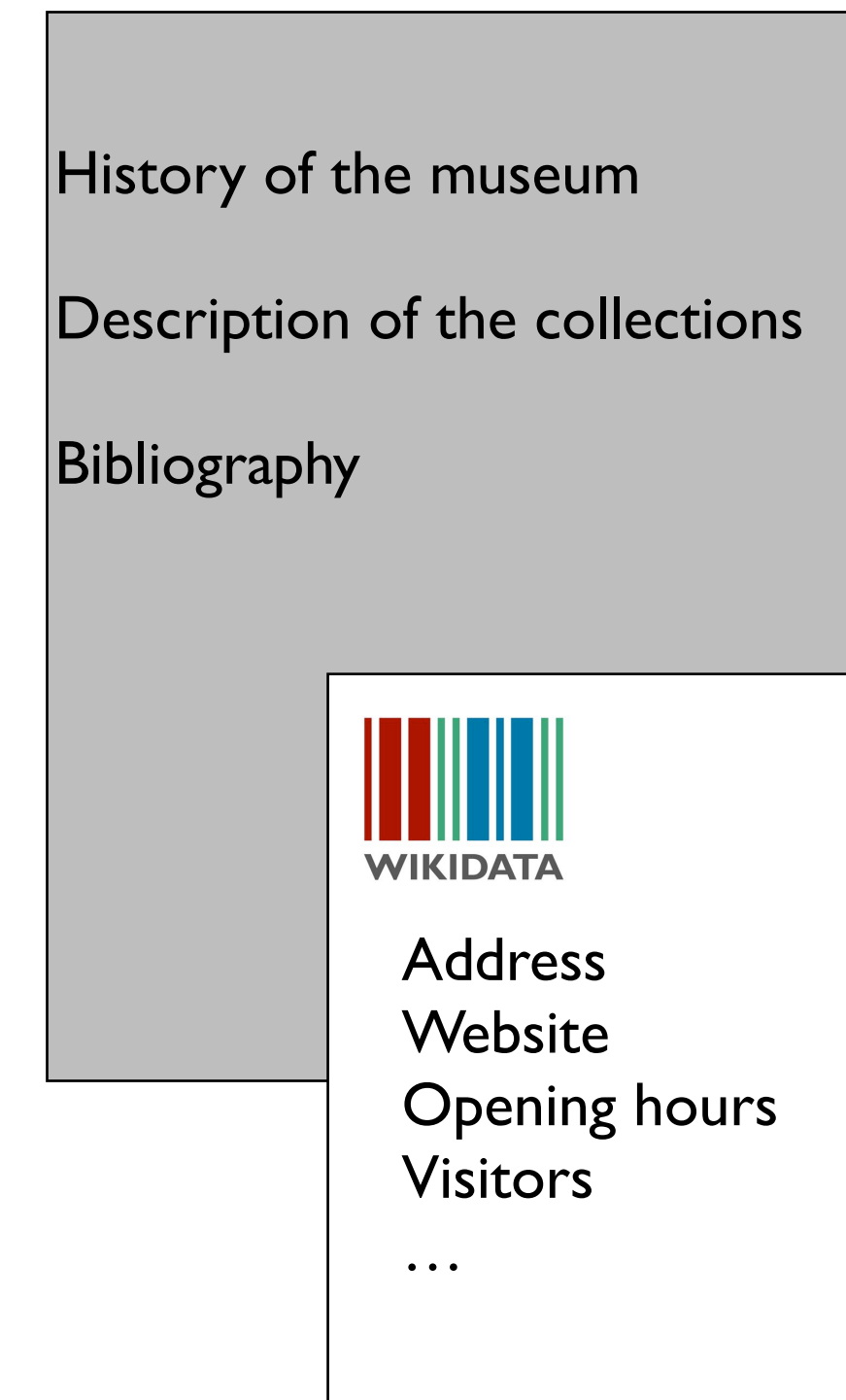
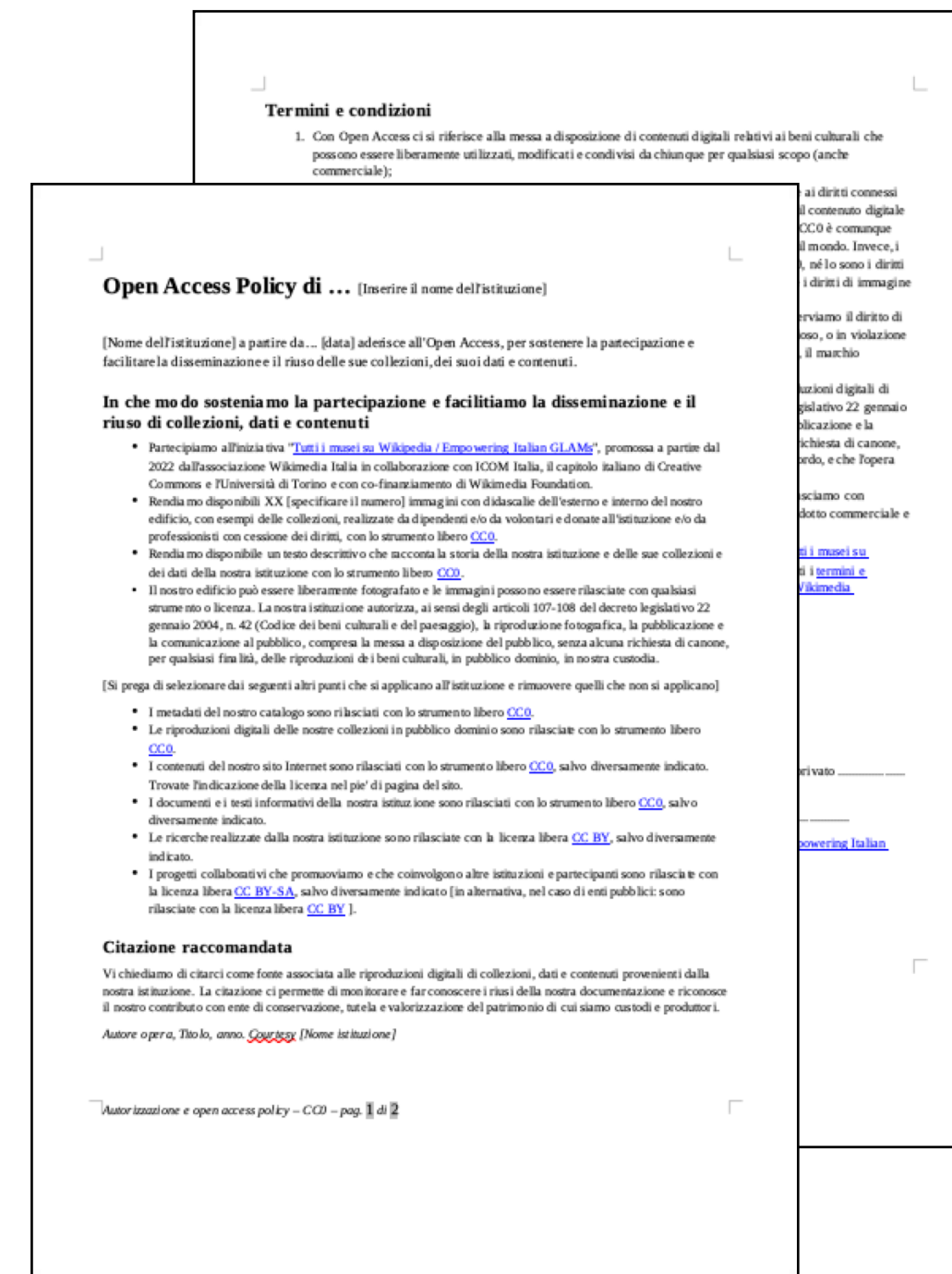

- * Data Management Plan (DMP) for all the data and content of the institution, based on the principle of “open by default” and managed together with the GDPR

The majority of institutions!

Around 20 images in CC0
With open licenses and tools

State the support for Open Access
through an Open Access Policy
and a series of authorisations

A text in CC0 describing the
institution and its collection
Reviewing data on Wikidata



Online form to review Wikidata and upload authorisations and images

Tutti i musei su Wikipedia Domande frequenti

Introduzione Cerca museo Referente Lettera di adesione Dati del museo Dati Wikipedia Autorizzazione Carica Immagini Conclusione

Contribuisci a Wikipedia e ai progetti Wikimedia con la documentazione della tua istituzione in Open Access. Il percorso guidato ti permetterà di:

- Indicare il tuo museo e il referente, scaricare la lettera di adesione al progetto.
- Caricare un breve testo descrittivo della tua istituzione, controllare e correggere i dati della tua istituzione che si trovano su Wikidata e sono usati nelle voci di Wikipedia;
- Compilare un breve questionario di 5 domande.
- Caricare un'autorizzazione all'uso delle immagini e Open Access Policy per la tua istituzione.
- Condividere alcune immagini della tua istituzione, che potranno essere usate nelle voci di Wikipedia e altri progetti Wikimedia.

L'adesione non comporta alcun obbligo di completare tutte le fasi. In ogni momento sarà possibile interrompere e riprendere la procedura.

Tutti i musei su Wikipedia/Empowering Italian GLAMs è un progetto promosso da Wikimedia Italia in collaborazione con ICOM Italia, Creative Commons Italia e il Dipartimento di Economia e Statistica dell'Università di Torino, cofinanziato da Wikimedia Foundation.

[Prosegui](#)

Per maggiori informazioni leggi la pagina di progetto | Informativa Privacy

Tutti i musei su Wikipedia Domande frequenti

Introduzione Cerca museo Referente Lettera di adesione Dati del museo Dati Wikipedia Autorizzazione Carica Immagini Conclusione

Fase 1: identifica il tuo museo

Scegli la regione dell'istituzione

Lombardia

Scegli la provincia

Lecco

Scegli il comune

Esino Lario

Ecomuseo delle Grigne Museo delle Grigne

Se il museo non è presente aggiungilo

Per maggiori informazioni leggi la pagina di progetto | Informativa Privacy

Tutti i musei su Wikipedia Domande frequenti

Introduzione Cerca museo Referente Lettera di adesione Dati del museo Dati Wikipedia Autorizzazione Carica Immagini Conclusione

Fase 2: identifica il referente del museo.

Ecomuseo delle Grigne

Indica la persona che fa da referente a questo progetto (la persona che sta compilando questo modulo, o un'altra persona dell'ente: riceverà tutte le comunicazioni relative al progetto e gestirà l'invio della documentazione).

Nome del referente:

Cognome del referente:

Ruolo del referente nell'istituzione:

Indirizzo email del referente:

Note (eventuali comunicazioni dell'istituzione riguardanti questo progetto)

Nota sulla privacy: Facendo clic su "prosegui", concedi di trattare i dati: i dati forniti saranno trattati ai sensi dell'art. 13 e dell'art. 14 del Regolamento UE 2016/679 (GDPR). Titolare del trattamento dei dati è Wikimedia Italia - Associazione per la diffusione della conoscenza libera, con sede legale in via Bergognone 34, 20144 Milano, wikimediaitalia@pec.it, rappresentata dal Presidente Maria Iolanda Isabella Pensa.

[Prosegui](#)

Per maggiori informazioni leggi la pagina di progetto | Informativa Privacy

Tutti i musei su Wikipedia Domande frequenti

Introduzione Cerca museo Referente Lettera di adesione Dati del museo Dati Wikipedia Autorizzazione Carica Immagini Conclusione

Fase 3: compila e invia la lettera di adesione.

Ecomuseo delle Grigne

Un modello di lettera di adesione è stata inviata all'indirizzo io@pensa.it. Puoi anche scaricare adesso la lettera di adesione al progetto: in [formato docx](#), in [in formato odt](#).

Carica la lettera di adesione compilata e firmata: Nessun file selezionato.

Oppure inviaci la lettera di adesione compilata e firmata all'indirizzo musei@wikimedia.it, oppure via PEC a wikimediaitalia@pec.it, con oggetto "Adesione al progetto Tutti i musei su Wikipedia".

L'invio della lettera di adesione serve a manifestare l'interesse nei confronti del progetto "Tutti i musei su Wikipedia" e non comporta obblighi per l'ente. La partecipazione è, in ogni caso, senza costi per gli enti.

[Prosegui](#) [Preferisco non aderire](#)

Per maggiori informazioni leggi la pagina di progetto | Informativa Privacy

Tutti i musei su Wikipedia Domande frequenti

Introduzione Cerca museo Referente Lettera di adesione Dati del museo Dati Wikipedia Autorizzazione Carica Immagini Conclusione

Fase 4: Carica un breve testo descrittivo della tua istituzione, controlla e correggi i dati della tua istituzione che si trovano su Wikidata

Ecomuseo delle Grigne

Aggiungi una breve descrizione della tua istituzione (massimo 1500 caratteri, senza ripetere il nome dell'ente).

museo in Italia

Tipologia museale

<input type="checkbox"/> Altro	<input type="checkbox"/> Palazzo museo
<input type="checkbox"/> Museo d'arte antica	<input type="checkbox"/> Edificio religioso museo
<input type="checkbox"/> Museo d'arte contemporanea	<input type="checkbox"/> Manufatto di archeologia industriale
<input type="checkbox"/> Museo religioso	<input type="checkbox"/> Museo Scientifico
<input type="checkbox"/> Museo archeologico	<input type="checkbox"/> Museo Arte moderna
<input type="checkbox"/> Museo storico	<input type="checkbox"/> EcoMuseo
<input type="checkbox"/> Museo di storia naturale	<input type="checkbox"/> Museo marittimo o oceanografico
<input type="checkbox"/> Museo della tecnologia	<input type="checkbox"/> Museo Diocesano
<input type="checkbox"/> Museo etnografico	<input type="checkbox"/> Gipsoteca
<input type="checkbox"/> Museo antropologico	<input type="checkbox"/> Pinacoteca
<input type="checkbox"/> Museo specializzato	<input type="checkbox"/> Museo di Impresa
<input type="checkbox"/> Museo dell'industria	<input type="checkbox"/> Museo Letterario
<input type="checkbox"/> Casa museo	<input type="checkbox"/> Museo Universitario
<input type="checkbox"/> Area archeologica	<input type="checkbox"/> Museo militare
<input type="checkbox"/> Parco Archeologico	

Sito web ufficiale:

Proprietario:

Indirizzo (completo di CAP e comune):

Operatore/Gestore (se diverso da proprietario):

Facendo clic su "Prosegui", accetti che i testi e dati che hai fornito siano distribuiti al pubblico come Open Data in CC-0.

[Prosegui](#) [Salta questo passaggio](#)

Tutti i musei su Wikipedia Domande frequenti

Introduzione Cerca museo Referente Lettera di adesione Dati del museo Dati Wikipedia Autorizzazione Carica Immagini Conclusione

Fase 5 - Carica un breve testo descrittivo. Verrà messo a disposizione degli utenti della comunità di Wikimedia, che potrà usarlo per integrare le voci di Wikipedia.

Ecomuseo delle Grigne

Descrivi la storia dell'istituzione (come è nata, chi l'ha creata, dove è stata collocata):

Descrivi la collezione (in cosa consiste, quali sono i beni dell'istituzione, come sono organizzati, cosa vogliono raccontare):

Breve bibliografia indipendente (elenco dei testi più rilevanti non pubblicati dall'istituzione stessa; è un requisito essenziale per le voci di Wikipedia):

Facendo clic su "Prosegui", accetti che i testi e dati che hai fornito siano distribuiti al pubblico come Open Data in CC-0.

[Prosegui](#) [Salta questo passaggio](#)

Per maggiori informazioni leggi la pagina di progetto | Informativa Privacy

Tutti i musei su Wikipedia Domande frequenti

Introduzione Cerca museo Referente Lettera di adesione Dati del museo Dati Wikipedia Autorizzazione Carica Immagini Conclusione

Fase 6 - carica un'autorizzazione all'uso delle immagini e Open Access Policy per la tua istituzione.

Ecomuseo delle Grigne

- Scarica il modello di autorizzazione all'uso delle immagini e Open Access Policy (formato docx, formato odt). E' un passaggio necessario per condividere in seguito contenuti con Wikipedia e i progetti Wikimedia.
- Carica il modello compilato e firmato: Nessun file selezionato.

Oppure invia l'autorizzazione compilata e firmata a musei@wikimedia.it, oppure via PEC a wikimediaitalia@pec.it.

[Prosegui](#) [Salta questo passaggio](#)

Per maggiori informazioni leggi la pagina di progetto | Informativa Privacy

Tutti i musei su Wikipedia Domande frequenti

Introduzione Cerca museo Referente Lettera di adesione Dati del museo Dati Wikipedia Autorizzazione Carica Immagini Conclusione

Fase 3: compila e invia la lettera di adesione.

Un modello di lettera di adesione è stata inviata all'indirizzo io@pensa.it. Puoi anche scaricare adesso la lettera di adesione al progetto: in [formato docx](#), in [in formato odt](#).

Carica la lettera di adesione compilata e firmata: Nessun file selezionato.

Oppure inviaci la lettera di adesione compilata e firmata all'indirizzo musei@wikimedia.it, oppure via PEC a wikimediaitalia@pec.it, con oggetto "Adesione al progetto Tutti i musei su Wikipedia".

L'invio della lettera di adesione serve a manifestare l'interesse nei confronti del progetto "Tutti i musei su Wikipedia" e non comporta obblighi per l'ente. La partecipazione è, in ogni caso, senza costi per gli enti.

[Prosegui](#) [Preferisco non aderire](#)

Per maggiori informazioni leggi la pagina di progetto | Informativa Privacy

Sondaggio sull'Open Access

Puoi scegliere di proseguire compilando il sondaggio o passando alla fase successiva. Se vorrai, potrai compilare il sondaggio in un secondo momento utilizzando il seguente link: [https://survey.wikimedia.it/index.php/324835/newtest/?7324835X287X4098=Ecomuseo delle Grigne&324835X287X4104=io@pensa.it&324835X287X4105=Coordinatore&324835X287X4099=io@pensa.it&324835X287X4103=AO01&324835X287X4208=Q17629229](https://survey.wikimedia.it/index.php/324835/newtest/?7324835X287X4098=Ecomuseo%20delle%20Grigne&324835X287X4104=io@pensa.it&324835X287X4105=Coordinatore&324835X287X4099=io@pensa.it&324835X287X4103=AO01&324835X287X4208=Q17629229)

[Compila il sondaggio](#) [Salta questo passaggio, lo farò in seguito](#)

WIKISURVEY Caricare il questionario incompleto

Questionario sull'Open Access - Empowering Italian GLAMs

Il questionario che segue ha lo scopo di monitorare l'utilizzo dell'open access tra le istituzioni culturali italiane. La compilazione richiede solo 5 minuti.

Ci sono 18 domande in questa indagine.




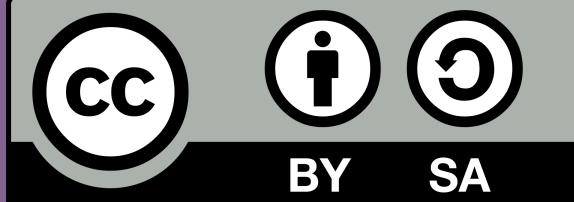

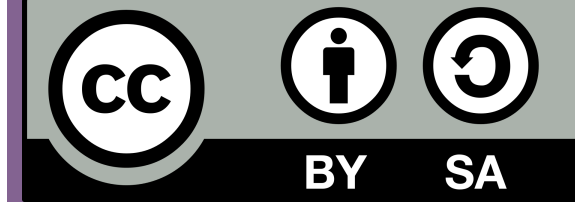
Trattamento dei dati - I dati forniti saranno trattati secondo quanto previsto dall'art. 13 e dell'art. 14 del Regolamento UE 2016/679 (GDPR). Titolare del trattamento dei dati è Wikimedia Italia - Associazione per la diffusione della conoscenza libera, con sede legale in via Bergognone 34, 20144 Milano, segreteria@wikimedia.it, rappresentata dal Presidente Maria Iolanda Isabella Pensa. L'informativa sulla privacy di Wikimedia Italia relativa al trattamento dei dati personali si trova al [seguente link](#).

Do il consenso al trattamento dei dati


[Avanti](#)

The form creates an entry point and it facilitates contacts and follow up. Often it is not sufficient.


Content which can be made available with open licenses and tools

Institutional websites	Data and metadata	Collections in the public domain	Collections under copyright	Signed works	Collaborative projects	Software
<p>Add to the footer with html code.</p> <p>Unless differently stated in</p> 	<p>Metadata of the collections, databases produced by research and internal documents (policies, regulations...), aggregated and anonymised data from surveys and interviews in</p> 	<p>Digital reproductions of collections in the public domain (artworks, photographic collections, scanned books, documents...)</p> <p>in</p> 	<p>Ask the authorisation to release samples of the works</p> <p>in</p> 	<p>Publications, articles, papers, signed texts, videos, audio, drawings, technical drawings, reports, educational resources</p> <p>in</p> 	<p>When involving volunteers</p> <p>in</p> 	<p>Use a specific open license for software: GNU General Public License v3+ (GNU GPL v3+) or GNU Affero General Public License v3+ (GNU AGPL v3+) - or see https://www.gnu.org/licenses/license-list.it.html</p>

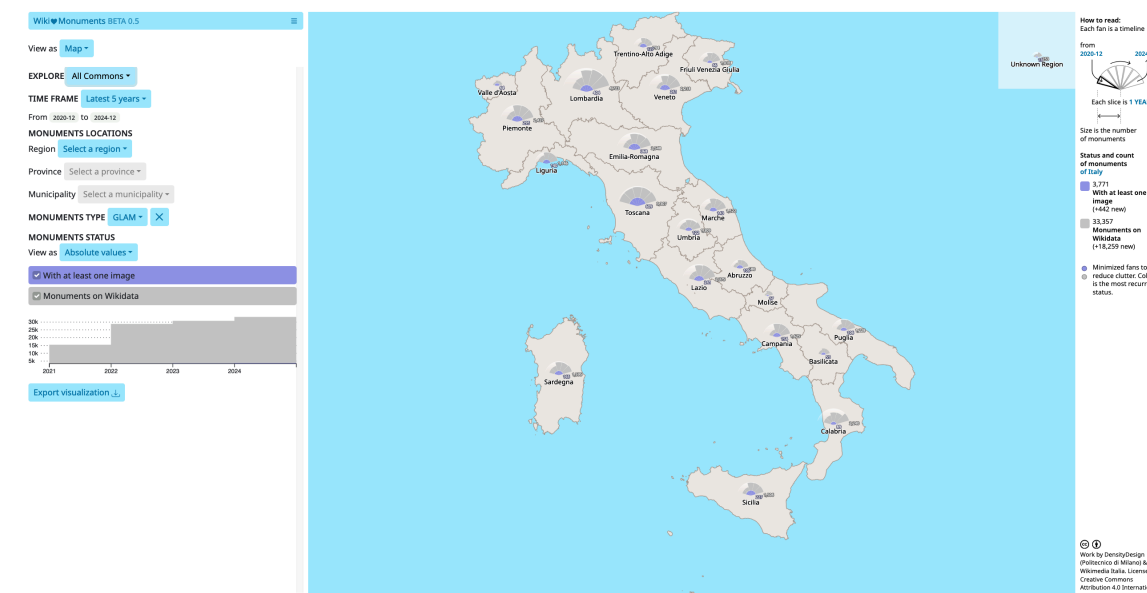
A selection of data can be made available on Wikidata if relevant



A selection of the images and multimedia files (audio, video) can be made available on Wikimedia Commons if relevant



What's next - Wikimedia Italia (current plan 2024 and development plan 2025-2027)



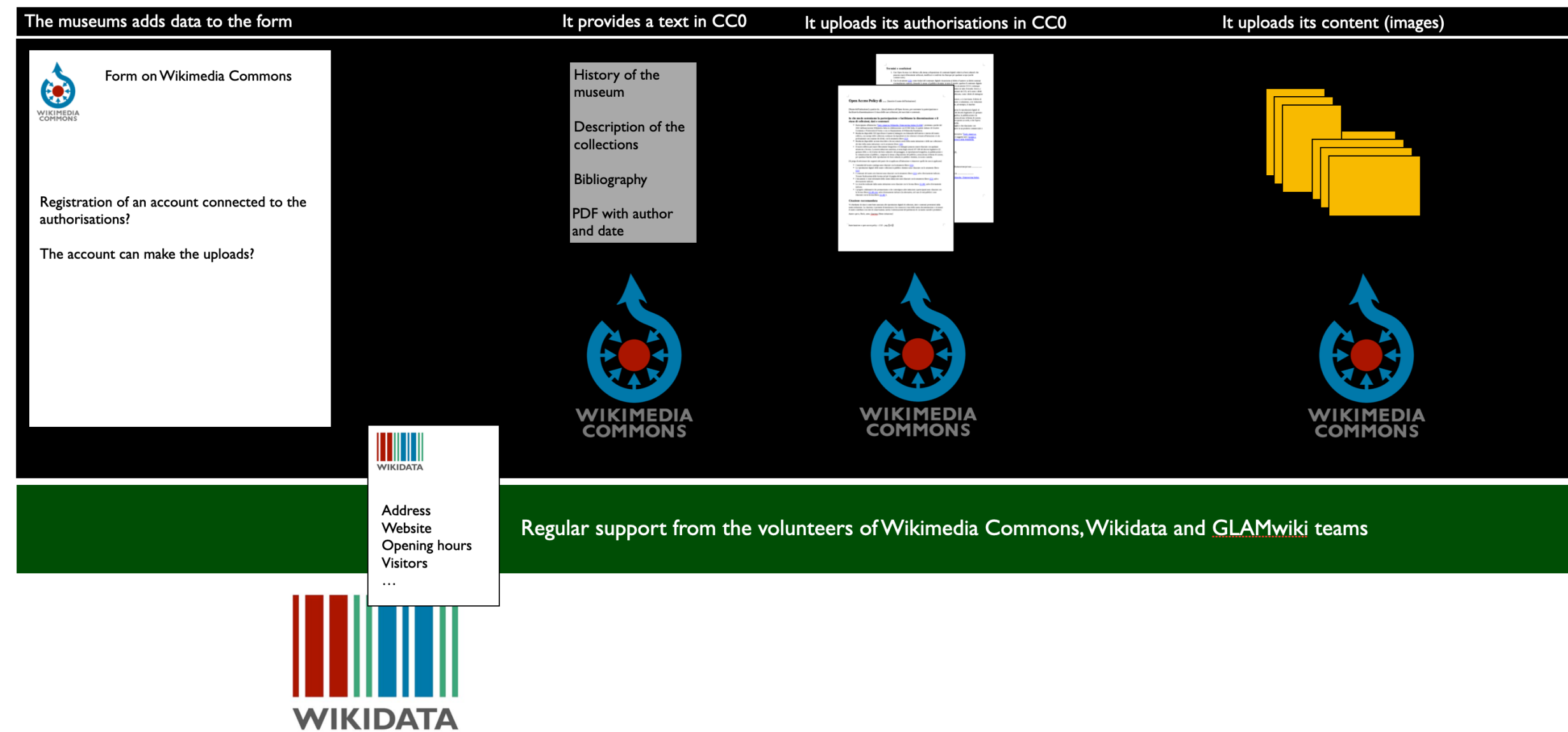
Follow up with Italian museums
Workshops, training, MOOC, events
Support to local volunteers

✓ Wikidata repository on all Italian GLAMs
museums, archives, libraries, theatres,
universities

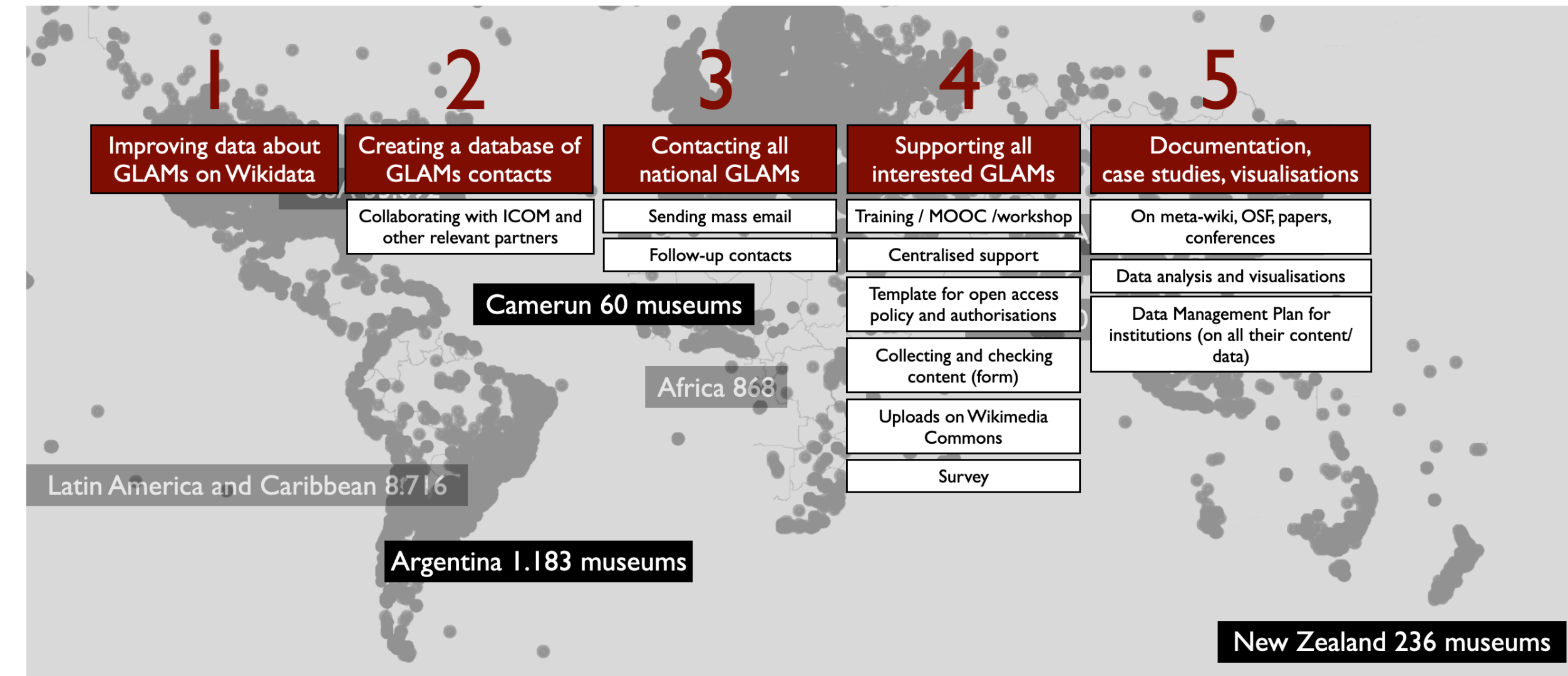
Contacting all Italian GLAMs

Wiki Loves Monuments
Thematic focus 2024: GLAMs
museums, archives, libraries, theatres, universities

What's next - maybe with Wikimedia Foundation?



1. Developing a new system directly on Wikimedia Commons



2. Replicating the workflow in other countries

How authorisations and content are currently managed

The museums adds data to the form

It checks data on Wikidata

It provides a text in CC0

It uploads its authorisations in CC0


It uploads its content (images)

The screenshot shows a web form titled "Tutti i musei su Wikipedia". It includes a navigation bar with links like "Introduzione", "Cerca museo", "Referenze", "Lettera di adesione", "Dati del museo", "Dati Wikidata", "Autorizzazioni", "Carica immagini", and "Concludere". The main section is "Fase 1: Identifica il tuo museo" and contains several dropdown menus for "Scegli la regione dell'istituzione" (Lombardia), "Scegli la provincia" (Lecco), and "Scegli il comune" (Edoardo Lario). There are also checkboxes for "Escluso dalla Dripa" and "Se il museo non è presente aggiungi".

The Wikidata logo is at the top. Below it is a list of fields: "Address", "Website", "Opening hours", "Visitors", and three dots indicating more fields.

A grey rectangular box containing the following text: "History of the museum", "Description of the collections", and "Bibliography".

The image shows two overlapping document screenshots. The top one is titled "Termini e condizioni" and contains a list of terms. The bottom one is titled "Open Access Policy di ..." and contains a detailed policy document with sections like "Obiettivo", "Scopo", and "Garanzie".



The form is on the servers of Wikimedia Foundation (toolforge)

Support from the Empowering GLAMs team

How authorisations and content are currently managed



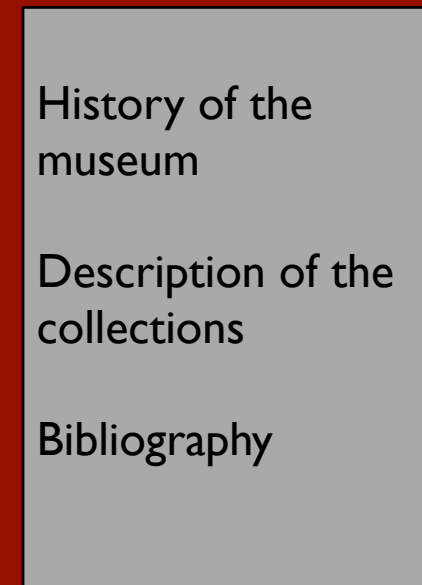
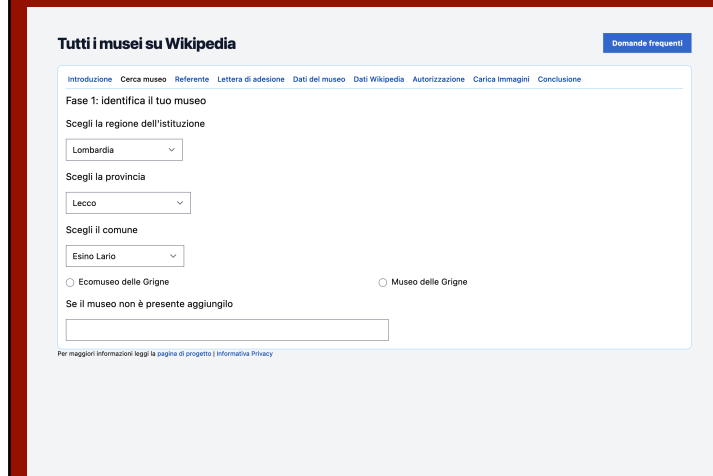
The museums adds data to the form

It checks data on Wikidata

It provides a text in CC0

It uploads its authorisations in CC0

It uploads its content (images)



The form is on the servers of Wikimedia Foundation (toolforge)

Support from the Empowering GLAMs team

Upload on Wikidata

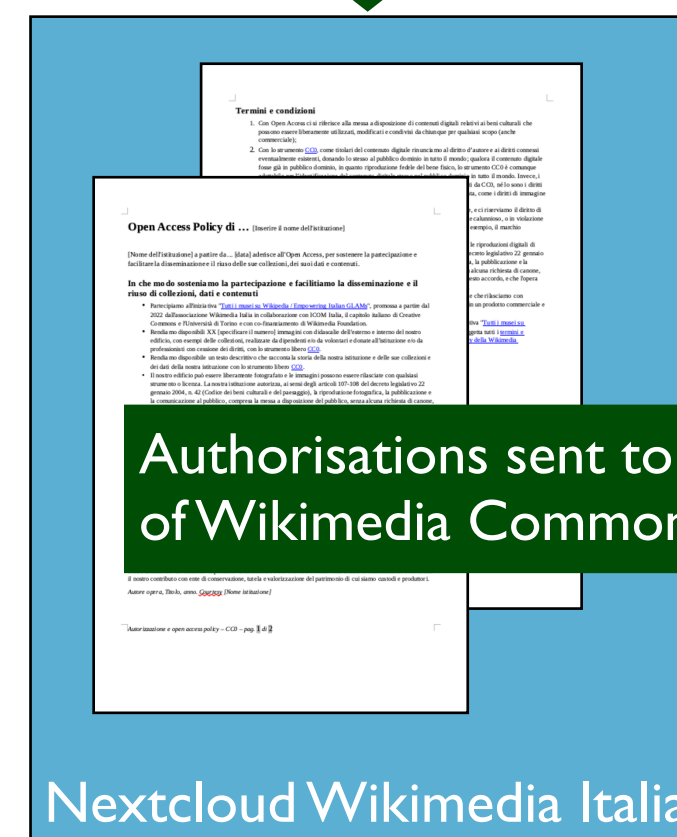
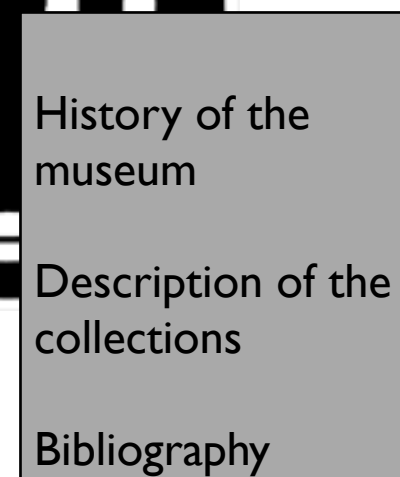
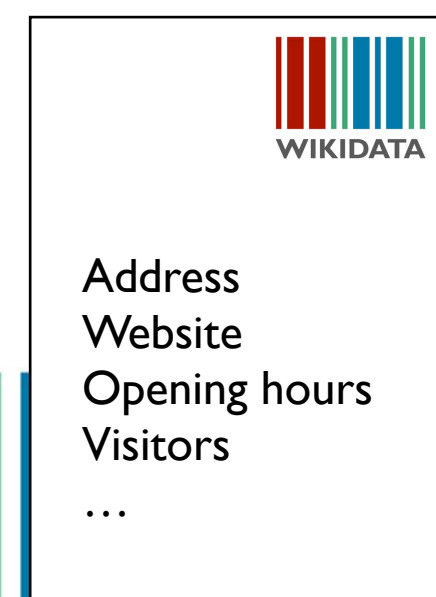
Upload on Internet Archive to be able to cite it

Upload on Nextcloud

Large images uploaded on

Nextcloud Wikimedia Italia


Review of the images, selection and upload on Wikimedia Commons



Authorisations sent to the ticketing service of Wikimedia Commons




Sent to permission



I. New system directly on Wikimedia Commons (hypothesis)

The museums adds data to the form

 Form on Wikimedia Commons

Registration of an account connected to the authorisations?

The account can make the uploads?

It provides a text in CC0


History of the museum

Description of the collections

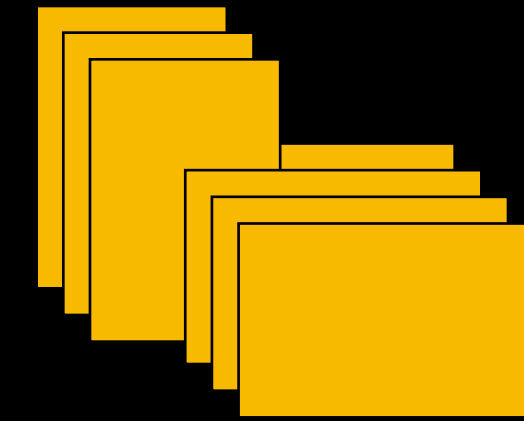
Bibliography

PDF with author and date

It uploads its authorisations in CC0



It uploads its content (images)



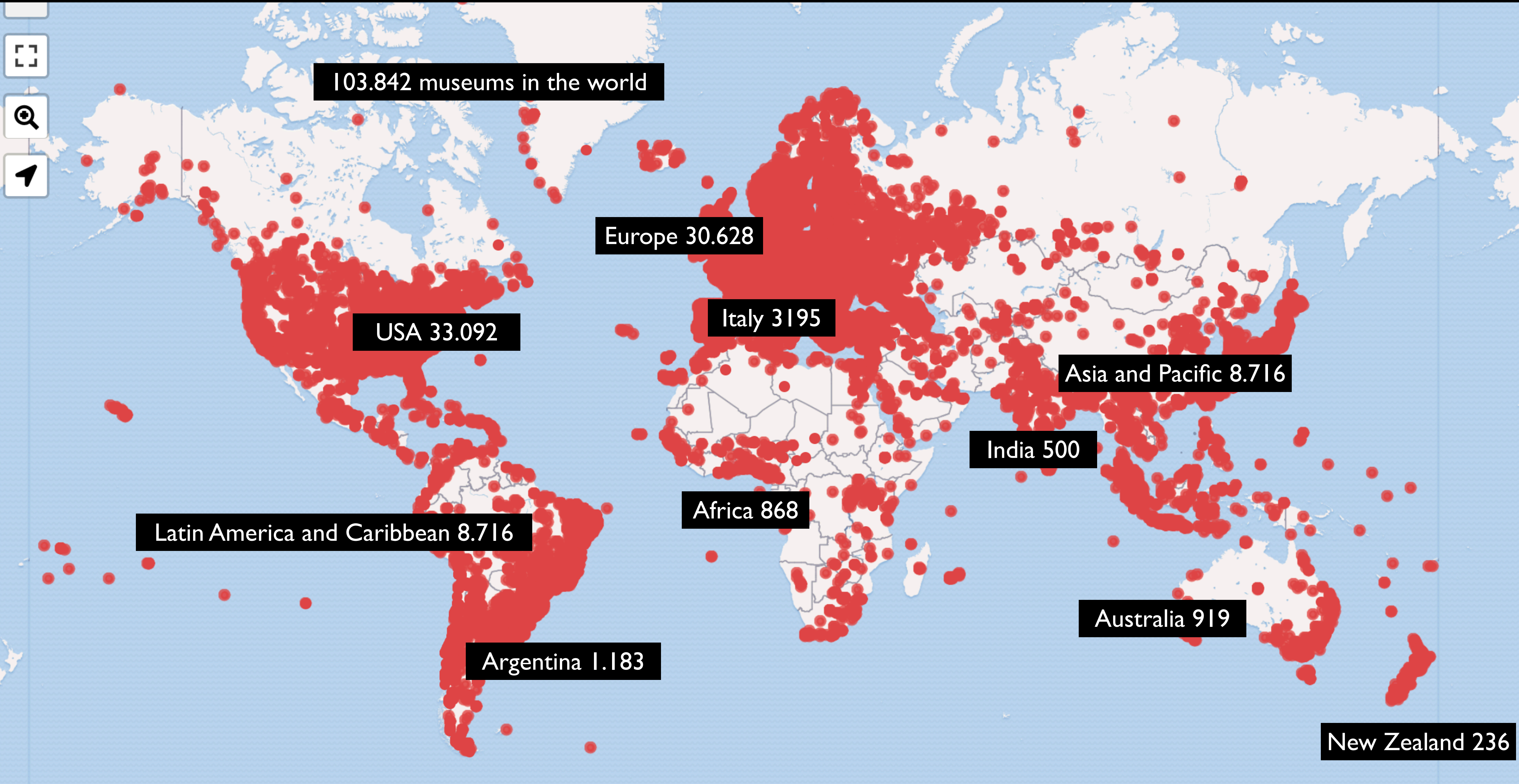
 WIKIDATA

Address
Website
Opening hours
Visitors
...

Regular support from the volunteers of Wikimedia Commons, Wikidata and GLAMwiki teams



2. Replicating the approach of Empowering GLAMs



2. Replicating the approach of Empowering GLAMs

103.842 museums in the world

1

Improving data about GLAMs on Wikidata

2

Creating a database of GLAMs contacts

Collaborating with ICOM and other relevant partners

3

Contacting all national GLAMs

Sending mass email

Follow-up contacts

4

Supporting all interested GLAMs

Training / MOOC /workshop

Centralised support

Template for open access policy and authorisations

Collecting and checking content (form)

Uploads on Wikimedia Commons

Survey

5

Documentation, case studies, visualisations

On meta-wiki, OSF, papers, conferences

Data analysis and visualisations

Data Management Plan for institutions (on all their content/ data)

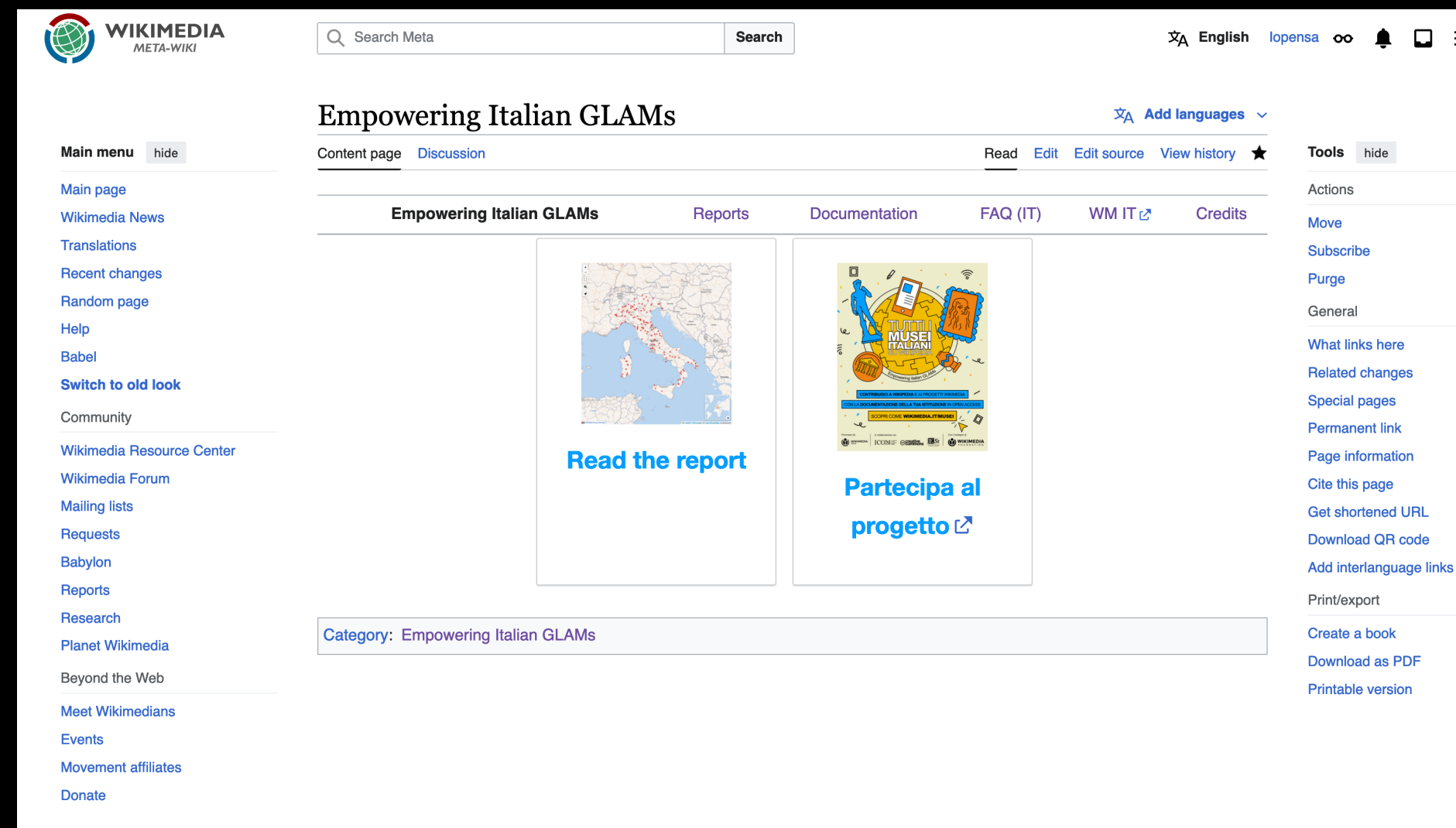
Camerun 60 museums

Africa 868

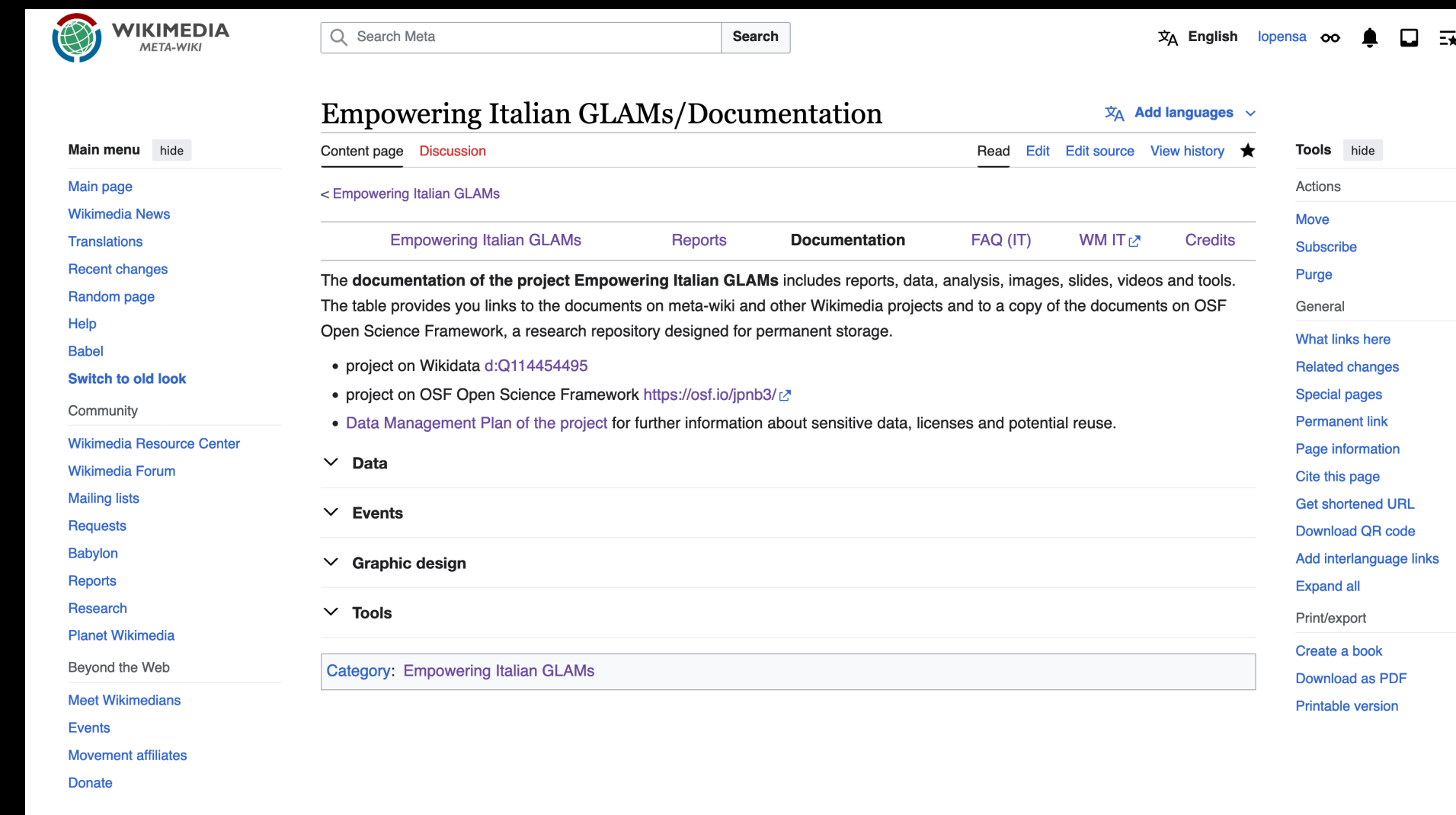
Latin America and Caribbean 8716

Argentina 1.183 museums

New Zealand 236 museums



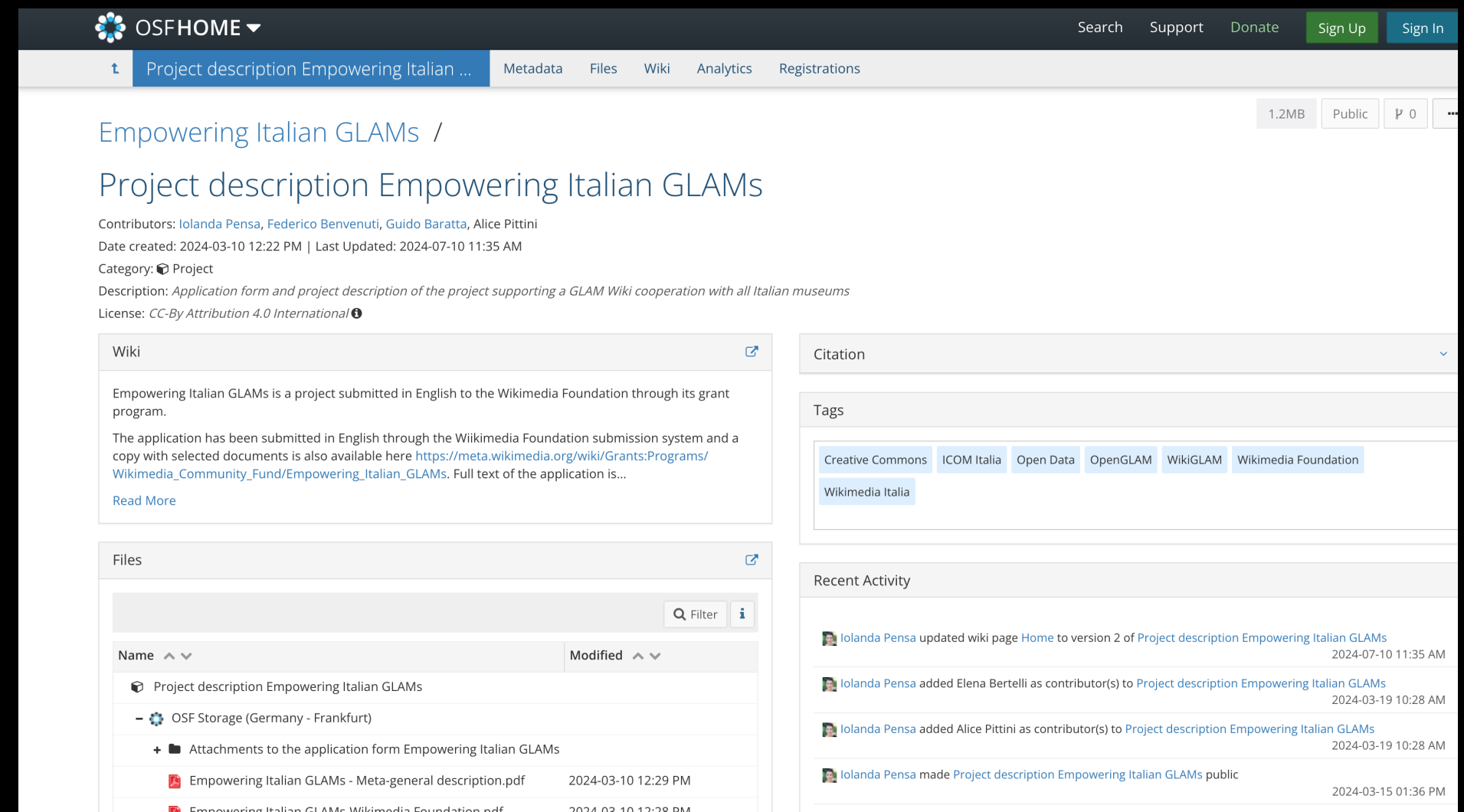
Project on Meta-Wiki
https://meta.wikimedia.org/wiki/Empowering_Italian_GLAMs



List of all the documentation on Meta-wiki
https://meta.wikimedia.org/wiki/Empowering_Italian_GLAMs/Documentation



Project description on the website of Wikimedia Italia
<https://www.wikimedia.it/musei>



Project data on OSF Open Science Framework
<https://osf.io/h29m6/>

Empowering Italian GLAMs is a project promoted by Wikimedia Italia, in collaboration with ICOM Italia, Creative Commons Italia and the Department of Economy and Statistics "Cognetti de Martiis" of the University of Turin with the involvement of the association BAM! and co-funded by Wikimedia Foundation, 2022-2024, CC BY-SA and CC BY, data in CC0. Wikidata:Q114454495. Concept and project lead Dr. Iolanda Pensa; project coordinator Dario Crespi. Full project credits https://meta.wikimedia.org/wiki/Empowering_Italian_GLAMs/Credits