

MM 8758-1

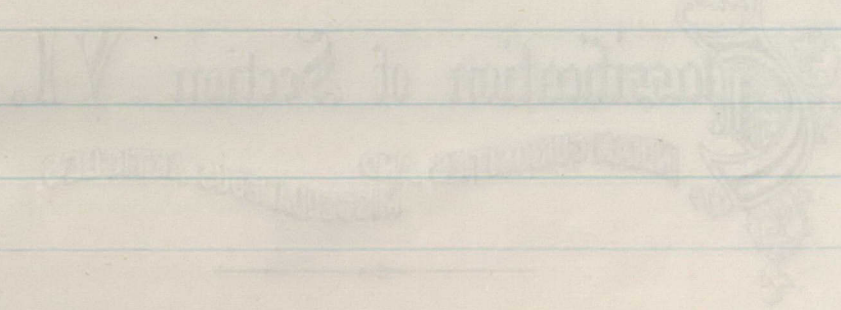
144.

8758-1

488 Indian arrows, and 8 quivers containing
arrows, number not stated, have been transferred
to the Smithsonian Institution for exchange the
date August 28th 1871.

+ 41 Bows

blanipicellin.



A
B
C
D

Classification of Section VI.
 INDIAN CURIOSITIES AND
 MISCELLANEOUS ARTICLES

- Sub section {
- A. Bows & Arrows.
 - B. Other Weapons.
 - C. Scalps & Trophies.
 - D. Ornaments, Garments &c.
 - E. Miscellaneous Articles.
 - F. Indian Implements & Utensils.
 - G. Articles of Food, Medicines &c.

Reception Book, Section VI.

Indian Curiosities and Miscellaneous Articles.

1 A. 1.	An Indian bow three and a half feet long, made of hickory.	Dec. 11 th 1864. Transferred from Section I. 4617 XXVII. A. A. a. 1.
✓	Exchanged	✓
Contributor and history unknown.		
2 A. 2.	An Indian war-bow of the Yankton or Sisseton Upper Sioux. It is made of hickory, stained red and bound with moose etc.	Dec. 11 th 1864. Transferred from Section I. 4616. XXVII. A. A. a. 2.
✓	Exchanged	✓
Contributed by Act. Asst Surg. Alf. Müller.		
3 A. 3.	Kiowa Bow, Bow case and Quiver.	Dec. 11 th 1864. Transferred from Section I. 4876. XXVII. A. A. a. 4.
✓	Exchanged	✓
Contributed by Brig. Maj. and Asst Surg. S. C. De Vraw. U.S.A. Fort Dodge. Kansas.		
4 A. 4.	Navajo Bow from Lt. Sumner U.M.	Dec. 11 th 1864. Transferred from Section I. 4865. XXVII. A. A. a. 5.
✓	Exchanged	✓
Contributed by Brig. Maj. and Asst Surg. John Brooke U.S.A.		
5 A. 5.	Cheyenne Bow, Bow case and Quiver from Dakota Territory.	Dec. 11 th 1864. Transferred from Section I. 4785. XXVII. A. A. a. 6.
✓	Exchanged	✓
Contributed by Brig. Maj. and Asst Surg. St. W. Forward U.S.A.		

6 A. 6. ✓	Ogallala Sioux Bow of Bois d'arc Bow case, and Quiver.	Contributed by B. Lt. Col. W. S. Schell Asst. Surgeon U.S.A.
	Hechming	Transferred from Section I. 4454. XXVII. A. A. a. 7. Dec. 11 th 1864. L
17 A. 7. See A. 21. ✓	Hoopa Indian Bow. covered with the skin of a rattlesnake.	Contributed by P. Moffatt. Act. Asst. Surgeon U.S.A.
	Hechming	Dec. 11 th 1864. Transferred from Section I. 4463. XXVII. A. A. a. 8. L
8 A. 8. ✓	A hickory arrow, two feet in length, used by the Indians of Minnesota, for killing small birds, by the boys for practice.	Contributed by Act. Asst. Surg. Alf. Müller
	Hechming	Dec. 11 th 1864. Transferred from Section I. 4464. XXVII. C. A. I. L
9 A. 9. ✓	A hickory arrow two feet in length, with the head drawn out spike-shaped and stained red.	Contributed by Act. Asst. Surg. Alf. Müller
	Hechming	Dec. 11 th 1864. Transferred from Section I. 4465. XXVII. C. A. 2. L
10 A. 10. ✓	A Tancton arrow (upper Sioux) also used by the lower Sioux.	Contributed by Act. Asst. Surg. Alf. Müller
	Hechming	Dec. 11 th 1864. Transferred from Section I. 4443. XXVII. C. A. 3. L

11. A. Yankton or Sisseton (Upper
 A. 11. Sisseton) arrow.
 ✓
 Contributed by act. asst. Surgeon
 Alfred Müller.
 ✓
 Dec. 11, 1864. Transferred from Section
 I. 2587. XXVII. C. A. 4.

~~Echmugnd~~

12. A variety of Upper Sisseton
 A. 12. arrow.
 ✓
 Contributed by act. asst. Surgeon
 Alfred Müller.
 ✓
 Dec. 11, 1864. Transferred from Section
 I. 2425. XXVII. C. A. 5.

~~Echmugnd~~

13. An Upper Sisseton arrow, adapted
 A. 13. by the Lower Sisseton.
 ✓
 Contributed by act. asst. Surgeon
 Alfred Müller.
 ✓
 Dec. 11, 1864. Transferred from Section
 I. 2454. XXVII. C. A. 6.

~~Echmugnd~~

14. A Lower Sisseton arrow.
 A. 14. ✓
 Contributed by act. asst. Surgeon
 Alfred Müller.
 ✓
 Dec. 11, 1864. Transferred from Section
 I. 2496. XXVII. C. A. 7.

~~Echmugnd~~

15. A Sisseton arrow.
 A. 15. ✓
 Contributed by act. asst. Surgeon
 Alfred Müller.
 ✓
 Dec. 11, 1864. Transferred from Section
 I. 2825. XXVII. C. A. 8.

~~Echmugnd~~

16. A Lower Sisseton arrow.
 A. 16. ✓
 Contributed by act. asst. Surgeon
 Alfred Müller.
 ✓
 Dec. 11, 1864. Transferred from Section
 I. 2855. XXVII. C. A. 9.

~~Echmugnd~~

17
A. 17.

A war arrow, from which the head is wanting, used by all the Sioux.

Contributed by Asst. Surg. Alfred Müller.

~~Exchange~~

Dec. 11, 1864. Transferred from Section I. 4391. XXVII. Co. A. 10.

18
A. 18.

Three Navajo arrows.

Contributed by Surgeon B. A. Clements U.S.A.

~~Exchange~~

Dec. 11, 1864. Transferred from Section I. 4445. XXVII. Co. A. 11.

19
A. 19.

A stone arrow head, used by the Apache Indians of Arizona.

Contributed by Asst. Surgeon E. Coues U.S.A.

~~Exchange~~

Dec. 11, 1864. Transferred from Section I. 1574. XXVII. Co. A. 12.

20
A. 20.

Two unused Upper Iowa arrows.

Contributed by Brit Major John S. Billings Asst. Surg. U.S.A.

~~Exchange~~

Dec. 11, 1864. Transferred from Section I. 3151. XXVII. Co. A. 13.

21
A. 21.

Fifteen Hopewell Indian historic arrows, with quartz heads.

Contributed by Asst. Surgeon P. Maffett U.S.A.

7 arrows transferred to Peabody Museum Cambridge Mass May 11, 1874

(6) six arrows transferred to S. I. Nov. 19, 1874.

Return

No. 1 Sect VI.

Dec. 11, 1864. Transferred from Section I. 4444. XXVII. Co. A. 14.

22
A. 22.

Four Navajo arrows from Mt. Sumner, N. M.

Contributed by Brit Major Asst. Surg. John Brooke U.S.A.

~~Exchange~~

Dec. 11, 1864. Transferred from Section I. 4921. XXVII. Co. A. 15.

23

A. 23.

An Indian iron arrow-head.

Contributed by Act. Asst. Surgeon
Alfred Müller.

✓

~~Rechnung~~

Dec. 11, 1864. Transferred from Section I.
4453, XXVII. C. B. 1. L

24

A. 24.

An arrow of the Lower Sioux,
extracted from the face,
S. L. Indian Interpreter, killed
18th August, 1862.

Contributed by Act. Asst. Surgeon
Alfred Müller.

Retain

~~Rechnung~~

(Mieszing)

Dec. 11, 1864. Transferred from Section I.
4442, XXVII. C. B. 2. L

25

A. 25.

An iron arrow-head, which
had been embedded one inch in
the ilium.

Contributed by Asst. Surgeon
B. A. Clements Esq.

Retain

~~Rechnung~~

5638

✓ ✓

Dec. 11, 1864. Transferred from Section I.
4454, XXVII. C. B. 3. L

26

A. 26.

An iron arrow-head, removed
from the scapula at the base of
the spine.

Contributed by Asst. Surgeon
B. A. Clements Esq.

✓

~~Rechnung~~

Private — 5th U.S. Infantry.

Michael J. Steuston.
Visited the Army Med. Museum
Sept. 9, 1870. ✓ ✓

Restored to Surg. Sect. I Oct. 16, 1869. ✓

Dec. 11, 1864. Transferred from Section I.
4455, XXVII. C. B. 4. L

27

A. 27.

An Apache iron arrow-head,
removed from the testicle of a
Mexican herder.

Contributed by Brig. Major,
A. W. Smith Asst. Surg. Esq.

Retain

~~Rechnung~~

✓ ✓

Dec. 11, 1864. Transferred from Section I.
4424, XXVII. C. B. 5. L

28

A. 28.

A typical Sioux war-arrow.

Contributed by Brig. Lt. Col.
W. S. Schell Asst. Surg. Esq.

✓

✓

Dec. 11, 1864. Transferred from Section I.
4458, XXVII. C. B. L

29 A. 29.	Two arrows pulled from the bodies of men slain at Ft. Phillip Kearny, December 1864.	Contributed by Bot. Lt. Col. W. S. Schell Asst. Surgeon U.S.A. Retain
	✓ ✓	Dec. 11 th 1864. Transferred from Section I. 4459. XXVII. L
30 A. 30.	An arrow of an Arapahoe Indian taken from the body of a man slain and scalped two miles from Ft. Laramie June 1864.	Contributed by Bot. Lt. Col. W. S. Schell Asst. Surgeon U.S.A. Retain
	✓ ✓	Dec. 11 th 1864. Transferred from Section I. 4460. XXVII. L
31 A. 31.	A Sioux arrow-head extracted from the haunch bone of an os.	Contributed by Bot Lt. Col. W. S. Schell Asst. Surgeon U.S.A. Retain
	✓ ✓	Dec. 11 th 1864. Transferred from Section I. 4461. XXVII. L
32 A. 32.	Three common Sioux hunting arrows.	Contributed by Bot Lt. Col. W. S. Schell Asst. Surgeon U.S.A. ✓
		Dec. 11 th 1864. Transferred from Section I. 4462. XXVII. L
33 A. 33.	A Cheyenne arrow from Dakota Territory.	Contributed by Asst Surgeon W. H. Porwood Bot. Major U.S.A. ✓
		Dec. 11 th 1864. Transferred from Section I. 4484. XXVII. L
34 A. 34.	Two Sioux arrows from Dakota Territory.	Contributed by Asst. Surgeon W. H. Porwood Bot. Major U.S.A. ✓
		Dec. 11 th 1864. Transferred from Section I. 4485. XXVII. L

~~Johnson~~

~~Johnson~~

✓
Johnson

Section I
A. 35

One Arapahoe arrow, taken from the body of a citizen killed near St. Fletcher, Kans, January 1866.

Contributed by Asst. Surgeon W. H. Hammond Bvt. Maj. USA.

Dec. 11, 1864 Transferred from Section I. 4786, XXVII. L

Trans. to Surg Sec. 15649

Section I
A. 36

Two Sioux arrows, taken from the bodies of citizens killed by the Indians at Lawrence Station Kansas, January 1866.

Contributed by Asst. Surgeon W. H. Hammond Bvt. Maj. USA.

Dec. 11, 1864 Transferred from Section I. 4784, XXVII. L

Trans. to Surg Sec. 15650

Section I
A. 37

Two Kiowa arrows extracted from the body of a soldier near St. Dodge Kansas.

Contributed by Bvt. Major G. S. De Straw, Asst. Surgeon USA.

Dec. 11, 1864 Transferred from Section I. 4845, XXVII. L

Trans. to Surg Sec. 15651.

Section I
A. 38

Three Kaw (Quapaw) Indian hunting arrows.

Contributed by Asst. Surgeon A. B. Campbell, U.S. Army.

Dec. 11, 1864 Transferred from Section I. 4881, XXVII. L

Section I
A. 39

Seven Kiowa arrows.

Contributed by Bvt. Major G. S. De Straw - Asst. Surg. USA.

Dec. 11, 1864 Transferred from Section I. 4920, XXVII. L

B. 1.

A Sioux war spear principally used upon the bodies of the wounded to discover if they are still alive.

Contributed by Asst. Asst. Surgeon Alfred Miller.

Dec. 11, 1864 Transferred from Section I. 4619, XXVII. A. S. G. 4. L

<p>41 B. 2. ✓ <i>Johns</i></p>	<p>An ancient battle axe found in South Arizona supposed to be a relic of the Aztecs.</p>	<p>Contributed by Bvt. Brig. General John C. McPercow Deputy Dir. General U.S. Army, Dec. 11th 1864. Transferred from Section I. 4861. XVIII. L</p>
<p>42 C. 1. <i>Johns</i></p>	<p>Scalp of a Navajo the trophy of a Ute Indian.</p>	<p>Contributed by Surgeon B. A. Clements U.S.A. Dec. 11th 1864. Transferred from Section I. 4685 XXIX. A. 4. L</p>
<p>43 C. 2. <i>Smith</i></p>	<p>A Scalp trimmed for an ear ornament purchased from a Colorado Indian Warrior</p>	<p>Contributed by Doctor A. B. Campbell, late Surgeon U.S.A. <u>Transferred to S. P. June 22. 1874.</u> Dec. 11th 1864. Transferred from Section I. 4822. XXIX. L</p>
<p>44 C. 3. <i>Smith</i></p>	<p>A necklace of twenty-one finger nails, being trophies taken in battle from the Navajo Indians and ornamented with bead-work and worn by the Utes.</p>	<p>Contributed by Surgeon B. A. Clements U.S.A. <u>Transferred to S. P. June 22. 1874.</u> Dec. 11th 1864. Transferred from Section I. 4688. XXIX. A. 2. L</p>
<p>45 C. 4. <i>Smith</i> <i>Henry</i></p>	<p>An Apache necklace of twenty-nine finger nails, trophies taken in battle, ornamented with bead-work.</p>	<p>Contributed by Surgeon B. A. Clements U.S.A. Dec. 11th 1864. Transferred from Section I. 4684. XXIX. A. 3. L</p>
<p>46 C. 5. <i>Johns</i></p>	<p>A Navajo necklace of the lower jaw and teeth, ornamented with bead-work, taken from enemies slain in battle.</p>	<p>Contributed by Surgeon B. A. Clements U.S.A. Col. James W. U.S.A. Thos. G. Barnes Dec. 11th 1864. Transferred from Section I. 4689. XXIX. A. 5. L</p>

47 S. 1.	Eighteen grizzly bears' claws, from the Navajo Indians.	Contributor unknown.
Exchanged		Dec. 11 th 1864. Transferred from Section I. 4686. XXIX. A. 1. L
48 S. 2.	One pair of Sioux moccasins, ornamented with red white and green beads.	Contributor unknown.
Exchanged		Dec. 11 th 1864. Transferred from Section I. 4684 XXIX. A. 6. L
49 S. 3.	A necklace of a Navajo Indian killed by a Pueblo.	Contributed by A. S. W. Bradford late Act. Asst. Surgeon
Exchanged		Dec. 11 th 1864. Transferred from Section I. 4916. XXIX. A. 4. L
50 S. 4.	A pair of moccasins from a Cheyenne Indian. Sole of Buffalo hide.	Contributed by A. S. W. Bradford late Act. Asst. Surgeon.
Exchanged		Dec. 11 th 1864. Transferred from Section I. 4914. XXIX. A. 8. L
51 S. 5.	A Tobacco Pouch from an Apache Indian.	Contributed by A. S. W. Bradford late Act. Asst. Surgeon.
Exchanged		Dec. 11 th 1864. Transferred from Section I. 4918. XXIX. A. 9. L
52 S. 6.	A Navajo Ogo, an earthen ware vessel for cooking.	Contributed by A. S. W. Bradford late Act. Asst. Surgeon.
Exchanged		Dec. 11 th 1864. Transferred from Section I. 4919. XXIX. A. 10. L

53	An Indian Tobacco Pouch from Colorado Territory, orna- mented with beads.	Contributed by Asst. Surgeon A. B. Campbell Esq.
S. 7.		Dec. 11 th 1864. Transferred from Section I. 4882. XXIX. A. 11. L
54	An Indian neck ornament Brought by a trader from the upper Yellowstone. The turtle is the <i>Chelydra serpentina</i> .	Contributed by Asst. Surgeon A. B. Campbell Esq.
S. 8.		Dec. 11 th 1864. Transferred from Section I. 4883. XXIX. A. 12. L
55	A Tobacco pouch made of the skin of a brown mink (<i>Putorius</i> <i>zibic</i>) from a Sac Indian. The uninfused crania has been removed & placed in the craniological cabinet.	Contributed by Asst. Surgeon A. B. Campbell Esq.
S. 9.		Dec. 11 th 1864. Transferred from Section I. 4882. XXIX. A. 13. L
56	A pair of small moccasins from a Karaji Indian, at St. Sumner N. M.	Contributed by Asst. Surgeon John Brooke Esq.
S. 10.		Dec. 11 th 1864. Transferred from Section I. 4864. XXIX. A. 14. L
57	A pair of moccasins from a Karaji Indian at St. Sumner N. M.	Contributed by Asst. Surgeon John Brooke Esq.
S. 11.		Dec. 11 th 1864. Transferred from Section I. 4863. XXIX. A. 15. L
58	A Kiowa whip, from Chief Kicking Bird.	Contributed by Asst. Surgeon H. H. Hornwood Esq.
S. 12.		Dec. 11 th 1864. Transferred from Section I. 4483. XXIX. A. 16. L

Echmynid

Echmynid

Echmynid

Echmynid

Echmynid

Echmynid

59.
D. 13.A Sioux Indian Pipe, from
Dakota Territory.Contributed by Asst. Surgeon
W. H. Horwood Bvt. Maj. U.S.A.Dec. 11th 1864. Transferred from Section I.
4781. XXIX. A. 17. L60
D. 14.An Indian Rattle used by a
Sioux medicine man,
ornamented with feathers.Contributed by Asst. Surgeon
W. H. Horwood Bvt. Maj. U.S.A.Dec. 11th 1864. Transferred from Section I.
4782. XXIX. A. 18. L61
D. 15.A Bridle-bit from the Navajo
Reservation at Ft. Sumner N.M.Contributed by Asst. Surgeon
John Brooke U.S.A.Dec. 11th 1864. Transferred from Section I.
4862. XXIX. A. 19. L62
D. 16.

A pair of Dakota moccasins.

Contributed by Bvt. Brig. General
C. H. Crane Asst. Surg. U.S.A.Received Jan. 1st 1867, and classified
with a pair of Sioux moccasins ⁽⁴⁶⁹⁴⁾ ~~XXIX. A. 6.~~
- Transferred Jan. 14th 1868. W63
D. 17.Pipe of "Little Bear" Chief
of the Northern Apaches.Presented ^{by} Surgeon Dr. Witt
C. Peters, U.S.A., to Bvt. Brig.
General C. H. Crane, U.S.A.
and by him to the Museum.January 30th 1868. W64
D. 18.A pair of Sioux Indian
moccasins.Presented by Hospital
Steward Robt. E. Williams,
U.S.A.February 1st 1868. W~~Exchanged~~~~Exchanged~~~~Exchanged~~~~Exchanged~~~~Exchanged~~~~Exchanged~~

<p>65 A. 40 <i>Exchange</i></p>	<p>A bow and nine arrows, obtained from the Indians at the mouth of the Columbia river, Oregon. Obtained by the Wilkes Exploring Expedition</p>	<p>Obtained by exchange from the Smithsonian Institution. Received Feb. 8th 1868. W</p>
<p>66 A. 41 <i>Exchange</i></p>	<p>Three Apache Indian Arrows. Obtained near Tucson, Arizona Territory by Dr. E. Palmer</p>	<p>Obtained by exchange from the Smithsonian Institution. February 8th 1868. W</p>
<p>67 E. 1 <i>Exchange</i></p>	<p>A New Zealand Bow and fifteen arrows with poisoned tips. The bow is of ^{cocoa} wood and is six feet and four inches long. The arrows average more than four and a half feet in length.</p>	<p>Presented by Port. Major W. H. Gardner Asst. Surgeon, U.S.A. Procured from the Captain of a Whaling Ship Feb. 15. 1868. W</p>
<p>68 E. 2</p>	<p>An injured Enfield rifle from the field of Gettysburg, Pa.</p>	<p>Contributed by Brig. Genl. George D. Ramsay, Chief of Ordnance, U.S. Army Feb. 15. Transferred from Sec I. 1900. W</p>
<p>69 E. 3</p>	<p>An injured Starbuck's Ferry musket from battle-field of Gettysburg.</p>	<p>Contributed by Brig. Genl. Geo. D. Ramsay Chief Ordnance, U.S. Army Feb. 15. 1868 Transferred from Section I. 1902 W</p>
<p>70 E. 4</p>	<p>An injured Springfield rifle-musket from the battle-field of Gettysburg.</p>	<p>Contributed by Brig. Genl. Geo. D. Ramsay Chief of Ordnance U.S. Army Feb. 15. 1868. Transferred from Sec I. 1868. W</p>

V V

V V

V V

71. E. 5.	A boot for the right foot showing the wounds of entrance and exit of a bullet passing nearly transversely through the middle of the foot. Captain D.C., 122 N.Y. ✓	Feb. 17" 1868 Trans. from Sec. I. 4691. W
72. E. 6.	A rude crutch, made from a forked branch. ✓	Contributed by Asst. Surgeon W. Thomson U.S.A. Feb. 17. 68. Transferred from Section 1 4682. W
73. E. 7.	A strap made of army cloth two inches wide, used to induce atrophy. Private Ira A. Davidson ✓ 13" Circ.	Contributed by Surgeon P.A. Jewett, U.S.A. Feb. 17. 1868. Transferred from Section I. 4690 W
74. E. 8.	A fragment of wood from the rebel steamer Merrimac. Length 5.5. 3.27.69. ✓	Feb. 17. 68. Transferred from Section I. 4683. W
75. E. 9.	A part of the upper extremity of the right femur, encrusted with a fossilizing stone-like material. ✓	Contributor and history unknown. Feb. 17 68. Transferred from Section I. 4696 W
76. E. 10.	One foot of submarine telegraph cable. Length 5.5. 3.27.69. ✓	Believed to have been contributed by Asst. Surgeon H. K. Neff. Feb. 17 68. Transferred from Section I. 2543. W

Discarded

Discarded

Smith. Inst.

Discarded

Smith. Inst.

77.
 E. 11. A Tartar tobacco pouch. Used
 ✓ by Tartar women in the Crimea

Exchanged

Contributed by A. B. Campbell,
 Asst. Surgeon, U.S.A.
 Nov. 4th 1867.

Trans. from 4880. Mar. 12 '88.

78
 E. 12 A copper globe, 18 inches in
 diameter, which formerly decorated
 the dome of the R. R. depot at Fredericksburg, Va.

*Smith's
 Spec.*

Presented by John R.
 Evans & Co

On the 18th of Dec. This depot was
 used as a signal station by the
 Union soldiers, and this globe was
 perforated by many balls from the
 Confederate sharpshooters at the
transferred to S.P. June 22, 1874.
 May 13th 1888 Ack.

79.
 B. 3. An Indian battle-axe weighing
 3 pounds 8 oz. dug up in
 the vicinity of Annapolis;
 Anne Arundel Co. Md.

Exchanged

Presented by Bvt. Col.
 C. Sutherland
 Asst. Med. Purveyor
 U.S.A.

Rec'd May 16th 1888. Ack.

80.
 A. 42 Two Indian stone arrow
 heads, one of white quartz
 and the other of blue slate.

Exchanged

Presented by Bvt. Col.
 C. Sutherland.

Asst. Med. Purveyor
 U.S.A.

Rec'd May 16th 1888. W Ack

81
 D. 19. Nicklace of
 Grizzly Bear's claws

*Smith's
 Spec.*

Sent to S.P. 3-27th 69.

Presented by Asst. Surg.
 A. B. Campbell, U.S.A.
 Fort Randall D.T.

June 17th 1888 W

82
 B. 4. Stone war mace

Exchanged

Presented by Asst. Surgeon
 A. B. Campbell, U.S.A.

June 17th 1888 W

~~Johnson~~

83
~~E. 13.~~
E. 2.
Mortar of Buffalo Hide
and stone stammer

Presented by Asst.
Surgeon A. B. Campbell,
U.S.A.

ack

June 17th 1883 W

~~Johnson~~

84
~~E. 14.~~
E. 3.
Stone stammer for mashing
or breaking up buffalo
bones.

Presented by Asst.
Surgeon A. B. Campbell,
U.S.A.

ack

June 17th 1883 W

~~Johnson~~

85
A. 43.
Yankton
Bow & ten arrows

Presented by Asst.
Surgeon A. B. Campbell,
U.S.A.

ack

June 17th 1883 W

~~Johnson~~

86
D. 20.
Chinopa-pipe

Presented by Asst.
Surgeon A. B. Campbell,
U.S.A.

ack

June 17th 1883 W

~~Johnson~~

87
B. 5.
War club with knives

Presented by Asst.
Surgeon A. B. Campbell,
U.S.A.

ack

June 17th 1883 W

~~Peabody Museum~~

88
~~D. 21.~~
E. 21.
Medicine drum, used
in incantations over the
sick and rattle

Presented by Asst.
Surgeon A. B. Campbell,
U.S.A.

Sent to Peabody Museum, Cambridge, Mass
May 11, 1874
ack
June 17th 1883 W

<p>89 D. 22 E. 4 <i>Exchanged</i></p>	<p>Two paniers of Buffalo skin etc.</p>	<p>Presented by Asst. Surgeon A. B. Campbell U.S.A. June 17th 1883 <i>ack W</i></p>
<p>90 D. 23 E. 22 <i>Exchanged</i></p>	<p>Drum used in dances etc.</p>	<p>Presented by Asst. Surgeon A. B. Campbell U.S.A. June 17th 1883 <i>ack W</i></p>
<p>91 D. 24 <i>Exchanged</i></p>	<p>Buckskin shirt ornament</p>	<p>Presented by Asst. Surgeon A. B. Campbell U.S.A. June 17th 1883 <i>ack W</i></p>
<p>92 B. 6 <i>Exchanged</i></p>	<p>War club of Cha Chaimah, the chief of the Yankton half breeds.</p>	<p>Presented by Asst. Surgeon A. B. Campbell, U.S.A. June 1883 <i>ack W</i></p>
<p>93 D. 25 <i>Exchanged</i></p>	<p>Three ^(3/2) Indian ^{tobacco} pouches, modern.</p>	<p>Contributed by Mr. Fred. McQuinn Washington. June 1883 <i>ack W</i></p>
<p>94 B. 7 <i>Exchanged</i></p>	<p>Indian Battle axe</p>	<p>Contributed by Mr. Fred. McQuinn, Washington. July 7th 1883 <i>ack W</i></p>

~~E.S.~~
E.S.
Johns

95
~~E.S.~~
Fragment of an Indian
utensil picked up in
Sun River valley Montana
Territory

Presented by Act. Asst.
Surgeon Rudolph B. Vitz -
Camp Revere, Montana
Territory -

July 7th 1888 ack W

~~A. 43~~
A. 59

96
Five Indian (Comanch)
arrows shot at a wagon
train in New Mexico -

Presented by Fred.
B. McGuire -
Washington D.C.

ack A W

~~A. 44~~
Johns

97
An Apache arrow with
quartz head shot at the
same wagon train

July 9th 1888
Presented by F.
B. McGuire,

ack A W

~~A. 45~~
Johns

98
Six quartz and slate
arrow heads from
Milton, Howard Co. Md.

July 9th 1888
Presented by Mr. F.
B. McGuire.

ack A W

~~D. 26~~
Johns

99
A carved soapstone pipe
from the west coast of America

July 9th 1888
Presented by
Mr. Fred. B. McGuire.

ack A W

~~D. 27~~
I. 6
Johns

100
Nagayo^{earthen} dish (blet-ōa)

July 11. 68.
Thrs Surgeon J. Cooper
Mc Kee with
Chief Medical Officer
District of New Mexico

July 14 68 ack W

101 Navajo Indian Shield for Presented by
 the protection of the back. Asst. Surg. J. F. Meudo.
 U.S.A.

~~Eckminger~~

July 14 '68

A W

102 Part of a Stone imple- Presented by
~~D. 29.~~ ment found in the bed Surgeon J. Cooper McKee.
 F. 7 of the Rio Grande near U.S.A.
 Eckminger
 Fort Craig. N.M. sup-
 posed use, for cleaning &
 dressing skins

July 14 '68

W A

103 Navajo Bow, case & quiver Presented by
 A. 46. & 12 arrows (the red Surgeon, J. C. McKee.
 arrows are Apache) U.S.A.

~~Eckminger~~

July 14 '68

A

104 Pouch, Drinking Cup. Presented by Asst
 D. 30. & Paint Surgeon J. C. McKee.
 Eckminger U.S.A.

July 14 '1885

A

105 Mandan rake Presented by Surg
~~D. 51~~ G. B. Gray Usa. &
 F. 8 Asst. Surg Matthews.
 Eckminger

July 25. 68

ack W

106. Wooden Dish of Mandan
~~D. 32~~ manufacture - such are
 F. 9 in use by all the Berthold
 Eckminger

July 25. 1868.

ack W

107
~~E. 10~~
E. 10
Exchange

Earthen Pot. Gros Ventre

Presented by Surg. G. C. Gray USA
& Asst Surg W. Matthews.

July 25. 1868

108
~~E. 11~~
E. 11
Exchange

Spoon made from horn of Mountain Sheep. Gros Ventre

Presented by Surg. G. C. Gray USA

109
~~E. 12~~
E. 12
Peabody Museum

Instrument for preparing skins mandan.

Presented by Surg. C. C. Gray USA
& Asst Surg W. Matthews USA

Sent to Peabody Museum Cambridge
Mass. May 11. 1874.

110
B. 8
Exchange

Stone Hatchet Arickaree

Presented by Surg. C. C. Gray
& Asst Surg W. Matthews USA

111
B. 9
Exchange

Flint Knife, now almost obsolete Gros Ventre

Presented by Surg. G. C. Gray USA
& Asst Surg W. Matthews USA

112
~~E. 13~~
E. 13
Exchange

Stone Mallet. Yanktonais

Presented by Surg. C. C. Gray USA
& Asst Surg W. Matthews USA

~~113~~
F. 14
Echungen

Hoe made from shoulder blade
of an Elk.
Gros Ventre

Presented by Surg. C. C. Gray &
Asst. Surg. W. Matthews USA

ack

~~114~~
D. 21
Echungen

Wooden Saddle
Yanktonais Sioux

Presented by Surg. C. C. Gray
U.S.A. & Asst. Surg.
W. Matthews USA.

ack

~~115~~
D. 22
Echungen

Pad Saddle.
Yanktonais Sioux

Presented by Surg. C. C. Gray
U.S.A. & Asst. Surg. W.
Matthews USA.

ack

~~116~~
I. 17
Echungen

Parfleische containing dried
Buffalo meat.

ack

~~117~~
D. 6
Echungen

Horn handled riding whip.
Mandan

~~118~~
A. 47
Echungen

Yow #, arrows, quiver & glue
stick. One arrow is fixed to
scarf of horse in veterinary surgery.
Grosventre

ack

119 A. 48	Elk Horn Bow Ariekance	Presented by Surg. C. C. Gray and ^{Asst. Surg.} W. Matthews M.D.
E. Johnson		ack
120 B. 10	Knife Sheath Gaulttomais Sioux	Presented by Surg. C. C. Gray & Asst. Surg. W. Matthews M.D.
E. Johnson		ack
121 C 6	Scalp of a Blackfoot Indian obtained by an Ariekance at a fight near Ft Benton Montana.	Presented by Surg. C. C. Gray & W. Matthews M.D.
E. Johnson	✓	ack
122 D. 23.	Wheel used in boys games. Gros Ventre	Presented by Surg. C. C. Gray & Asst. Surg. W. Matthews
E. Johnson		ack
123 D. 27	Medicine Rattle made of Parfleche Gros Ventre.	Presented by Surg. C. C. Gray & Asst. Surg. W. Matthews
E. Johnson		ack
124 D. 29.	Boys Pop gum Ariekance	Presented by Surg. C. C. Gray
E. Johnson		ack

<p>125 D. 31 ✓ Exchanged</p>	<p>Women's Gaming Trinkets Grossentre</p>	<p>Presented by Surg. C. C. Gray & Asst. Surg. W. Matthews USA. ack</p>
<p>126 D. 32 ✓ Exchanged</p>	<p>Child's toy representing a Fox's head. Aniskance</p>	<p>Presented by Surg. C. C. Gray & Asst. Surg. W. Matthews USA. ack</p>
<p>127 D. 33 Exchanged</p>	<p>Gaming Basket "Dice" used by all the Berthold Indians. Nandan manufacture Very ancient invention</p>	<p>Presented by Surg. C. C. Gray & Asst. Surg. W. Matthews ack</p>
<p>128 E. 18 Exchanged</p>	<p>Porcupine Quill Case, ^{& Colored quills} used by the Squaws in Embroidering Nandan.</p>	<p>Presented by Surg. C. C. Gray & Asst. Surg. W. Matthews ack</p>
<p>129 E. 23 ✓ Exchanged</p>	<p>Flute. Antiques Aniskance</p>	<p>Presented by Surg. C. C. Gray & Asst. Surg. W. Matthews USA. ack</p>
<p>130 E. 19 Exchanged ✓</p>	<p>Basket - large, chip, black & white Aniskance manufacture. In use among all Berthold Indians</p>	<p>Presented by Surg. C. C. Gray & Asst. Surg. W. Matthews USA. ack</p>

<p>131 D. 34 J Echomogod</p>	<p>Head Dress used in the Mandan Buffalo Dance. & worn at the same time with the shield.</p>	<p>Presented by Sing O. C. Gray & Asst. Sing. W. Matthews USA. ack</p>
<p>132 D. 35 Echomogod Rtd</p>	<p>Medicine Shield used in the Buffalo Dance with head dress. Representing 4 Buffalo tracks on the prairie. Cover decorated inside with picture of an owl under a rainbow. The feathered tail is attached to the shield by buckskin strings which are secured behind.</p>	<p>Presented by Sing O. C. Gray & Asst. Sing. W. Matthews USA. ack</p>
<p>133 B. 11 Echomogod</p>	<p>War shield. Face repre- senting a "sunrise". Gros ventre</p>	<p>Presented by Sing O. C. Gray & Asst. Sing. W. Matthews USA. ack</p>
<p>134 F. 20. Echomogod</p>	<p>Corn Bag. Made of a Buffalo calf's head. Muckapapa-Suix.</p>	<p>Presented by J. E. Jones Harp Steen USA. ack</p>
<p>135 G. 1 Echomogod Agri. Dept.</p>	<p>"Pomme Blanche" root of leguminous plant prepared for keeping. Used as food by the Indians in Dakotas etc. V</p>	<p>Presented by Sing O. C. Gray & Asst. Sing. W. Matthews USA. Sent to A. D. Sept 30 '69 ack</p>
<p>136 G. 2 Agri. Dept.</p>	<p>Prepared Bark of Cornus sericea as used for smelting by the Indians Sent to the S. I. March 25. 1871.</p>	<p>Presented by Harp Steen J. E. Jones USA. Sent to A. D. Sept. 30 '69</p>

137
G 3
Smith's Cont.
Medicine Bag, containing an unknown root used as a styptic
Anchorage.
Presented by Surg Col Gray
Asst Surg Wm Matthews USA
Transferred to the Smithsonian
Institution. June 27, 1878.

138
D 36
Exchanged
Bullet Pouch sometimes used for holding paint
Yankton Sioux
Presented by Hospital
Stew J. E. Jones USA.
ack

139
A 49
Exchanged
War & Hunting Arrows with stone throw heads. Such arrows are now seldom used
Presented by Surg Col Gray & Asst Surg Wm Matthews USA.
ack

140
G 4
Exchanged
Dried Pemican of Buffalo meat.
Presented by Surg Col Gray & Asst Surg Wm Matthews USA.
ack
July 25"

141
A 50
Sect. I
5643.
An arrow which passed through the body of John Locke, Suttler's employe at Ft. Rice, Dakota Territory. Patient recovered ✓
Presented by Asst. Surgeon C. E. Goddard, Proc Major U.S.A. U.S.A.
Jeans. Oct. 1868
July 27 1868
ack

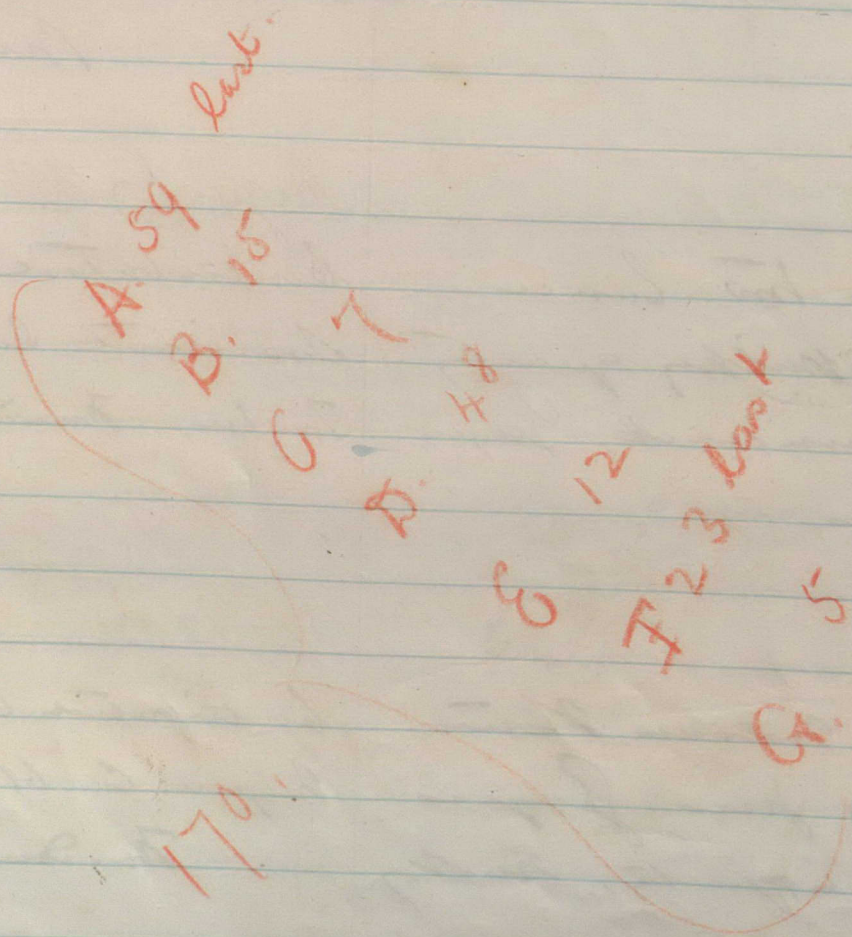
142
D 37
Exchanged
Kickapoo Saddle captured by a scouting party from 4th U.S. Cav. near Camp Verde Texas.
Presented by Asst. Surg J. V. S. Middleton
Col. Maj. U.S.A.
Aug 13 68.
ack

<p>149 D. 42 42 Eckhardt</p>	<p>Tongava Hak-wooties used in the war dance.</p>	<p>Presented by Asst. Surg. Lt. McElderry USA.</p>
<p>150 C 7 Eckhardt Ret.</p>	<p>Girdle and Tinder bag made of human skin; taken from a Comanche, & worn as a trophy by a Tongava</p>	<p>August 13. 68 ^{ack} " "ack</p>
<p>151 D. 43 Eckhardt</p>	<p>Tongava Arm ornament made from an antelope horn</p>	<p>" " ack</p>
<p>152 D. 44 Eckhardt</p>	<p>Tongava Girdle, worn by the squaws, made of otter skin.</p>	<p>" " ack</p>
<p>153 E 15 2 Eckhardt</p>	<p>Tongava War Drum</p>	<p>" " ack</p>
<p>154 B. 13 Eckhardt</p>	<p>Tongava Tomahawk</p>	<p>ack</p>

<p>155</p> <p><i>Exchanged</i></p>	<p>Tongava War Pipes</p> <p><i>not found</i></p>	<p>Presented by Asst Surg H. McElderry USA.</p> <p>Aug. 13. 68 <i>ack</i></p>
<p>156</p> <p>D 45</p> <p><i>Exchanged</i></p> <p>✓</p>	<p>Head ornament made from the leg of a Great Horned Owl. Tongava.</p>	<p>//</p> <p><i>ack</i></p>
<p>157</p> <p>D 46</p> <p><i>Exchanged</i></p> <p>✓</p>	<p>Arm ornament made from a claw of a Cougar.</p>	<p>//</p> <p><i>ack</i></p>
<p>158</p> <p>G 5</p> <p><i>Smiths. Inst. Vol. 1 p. 94.</i></p> <p>✓</p>	<p>Tongava Berries "Ouwal-cholue" supposed to be the fruit of the mountain Laurel. Used as medicine by the Tongavas</p>	<p>1</p> <p>Sent to the A. S. D. Sept. 30. 69</p> <p><i>ack</i></p> <p>Sent to Peabody Museum, Cambridge, Mass. May 11. 1874.</p>
<p>159</p> <p>A. 52</p> <p><i>Exchanged</i></p> <p>✓</p>	<p>Tongava boys bow and four arrows. Used to kill small birds</p>	<p>1</p> <p><i>ack</i></p>
<p>160</p> <p>F. 16</p> <p><i>Exchanged</i></p> <p>✓</p>	<p>Tongava Instrument for dressing & scraping Deer & Buffalo skins.</p>	<p>//</p> <p><i>ack</i></p>

161. A. 53	Sontgawa Bow, Quiver, and 27 arrows	Presented by Asst. Surg. H. M. Eldredge USA.
E. Johnson		Aug 13. 68. Ack
162 D. 47	Buffalo Hide, dressed and painted by the Sontgawa Indians	Presented by Asst Surg Henry M. Eldredge USA.
E. Johnson		Ack
163	Sontgawa Hiding Whip	Presented by Asst Surg Henry M. Eldredge USA.
D. 48 E. Johnson		Aug 13, 68.
164 B. 14	Small Indian stone axe weighing 12½ lbs from Brunswick Ga.	Contributed by Act. Asst. Surgeon C. H. Taylor Freedmen's Dispensary Brunswick, Ga.
E. Johnson		August 13 1868
165 B. 15 B. 15	Portions of two lance heads of milky quartz from Brunswick, Georgia	Contributed by Acting Assistant Surgeon C. H. Taylor, Freedmen's Dispensary
E. Johnson		August 14 1868 Ack
166 A. 54	Militia Indian Stone Arrowheads from Georgia of greenish quartz, milky quartz &c.	Contributed by Act. Asst- Surgeon C. H. Taylor Freedmen's Bureau
E. Johnson		Aug 17 1868 Ack
		Aug 17 1868 Ack

Labels written for all Specs to 170 inclusive



167 A. 55	Three Kaw Indian Arrows	Presented by Surgeon B. E. Fryer U.S.A.
Johnson		ack
168 A. 56	Five Apache Arrows.	August 19 1888. Presented by Surgeon B. E. Fryer, U.S.A.
Johnson		ack
169 A. 57	Six Cheyenne Arrows.	August 19 1888. Presented by Surgeon B. E. Fryer, U.S.A.
Johnson		ack
170 A. 58	Five Kiawa Arrows.	August 19 1868 Presented by Surgeon B. E. Fryer, U.S.A.
Johnson Assigned to 1885.		ack.
171 A. 60	Assiniboin Bows & Quivers	August 19 1888. Presented by James P. Kimball Asst-Surgeon U. S. A. Fort Buford Dakota Ter. Rec ^d August 31. 1888
Johnson		
172 A. 61	Twelve Assiniboin Arrows.	Presented by James P. Kimball Asst. Surgeon, U.S.A. Fort Buford Dakota T. Rec ^d 31 Aug '68.
Johnson		

<p>173 A. 62 <i>Examination</i></p>	<p>Seven Arrows from Unpapa Sioux.</p>	<p>Presented by Jas P. Kimball, Asst. Surgeon U.S.A. Ft. Buford, Dakota Ter.</p>
<p>174 A. 63</p>	<p>Six Arrows taken from the dead bodies of a white man and a negro, killed by Sioux Indians, May 13th 1888 near Fort Buford, Dakota.</p>	<p>Rec'd 31 Aug. 68. <i>ack</i> Presented by Jas P. Kimball, Asst. Surgeon, U.S.A. Ft. Buford Dakota Ter. Rec'd 31 Aug 1888 <i>ack</i></p>
<p>175 B. 16 <i>Examination</i></p>	<p>Sioux War Club, found near the bodies of the men mentioned at 174.</p>	<p>Presented by Jas P. Kimball, Asst. Surgeon, U.S.A. Ft. Buford, D. T.</p>
<p>176 A. 64 <i>Examination</i></p>	<p>Two Mandan Arrows.</p>	<p>Rec'd 31 Aug 1888. <i>ack</i> Presented by Jas P. Kimball, Asst. Surgeon U.S.A. Ft. Buford, Dakota T.</p>
<p>177 A. 65 <i>Examination</i></p>	<p>Three Auckaree Arrows</p>	<p>Rec'd 31 Aug. 1888 <i>ack</i> Presented by Jas. P. Kimball, Asst. Surgeon, U.S.A. Ft. Buford, Dakota T.</p>
<p>178 B. 17 <i>Examination</i></p>	<p>Aminiboin War Clubs</p>	<p>Rec'd 31 Aug. 1888 <i>ack</i> Presented by Jas. P. Kimball, Asst. Surgeon, U.S.A. Ft. Buford, Dakota T.</p>
<p><i>Examination</i></p>	<p></p>	<p>Rec'd 31 1888 <i>ack</i> August</p>

- | | | |
|-------------------------------------|-------------------------------------------------------------------------------------------------|--------------------------------------------------------------------------------------------------------------------------|
| 179
S. 49
<i>Smith's dmt</i> | Assiniboin War Bonnet | Presented by Jas. P. Kimball,
Asst. Surgeon, U.S.A.
Ft. Buford, Dakota Ter. |
| 180
S. 50.
<i>Smith's dmt</i> | Shirt and leggings
and a War Dress
by Assiniboin | ✓ Rec'd. 31 st Aug. 1885
Presented by Jas. P. Kimball
Asst. Surgeon, U.S.A.
Ft. Buford, Dakota Ter. |
| 181
S. 51.
<i>Smith's dmt</i> | Belt of Assiniboin
containing flint, punk,
and whetstone and
awl for mending mocassins | ✓ Rec'd. 31 st Aug 1885
Presented by Jas. P. Kimball
Asst. Surgeon, U.S.A.
Ft. Buford, Dakota Ter. |
| 182
E. 13.
<i>Smith's dmt</i> | Piece of linen for moccasins,
from Assiniboin. | ✓ Rec'd. 31 st Aug 1885
Presented by Jas. P. Kimball
Asst. Surgeon, U.S.A.
Ft. Buford, Dakota Ter. |
| 183
B. 18.
<i>Smith's dmt</i> | Knife +
Sheath for scalping
Knife - Assiniboin | ✓ Rec'd. 31 st Aug 1885
Presented by Jas. P. Kimball
Asst. Surgeon, U.S.A.
Ft. Buford, Dakota, Ter. |
| 184
F. 24.
<i>Smith's dmt</i> | Assiniboin Drum | ✓ Rec'd. 31 st Aug 1885
Presented by Jas. P. Kimball,
Asst. Surgeon, U.S.A.
Ft. Buford, Dakota, Ter. |
| | | ✓ Rec'd. 31 st Aug 1885 |

185 F. 25.	Stone hammer for beating Kumikan - Aminibon	Presented by Jas. P. Kimball, Asst. Surgeon, U.S.A. Fort Buford, Dakota, Ter.
		Rec'd 31 st Aug. 1888.
186 F. 26.	Aminibon Medicine Rattle.	Presented by Jas. P. Kimball Asst. Surgeon, U.S.A. Fort Buford, Dakota, Ter.
	Transferred to the Springfield Museum. Nov. 25. 1895	Transferred to Peabody Museum Cambridge Mass. March 25. 1896.
		Rec'd 31 st Aug. 1888.
187 F. 27.	Wood and Tortoise Shell Dish - Two - Aminibon -	Presented by Jas. P. Kimball, Asst. Surgeon, U.S.A. Fort Buford, Dakota, Ter.
		Rec'd 31 st Aug. 1888.
188 F. 28.	Aminibon Wooden Saddle	Presented by Jas. P. Kimball, Asst. Surgeon, U.S. Army, Fort Buford, Dakota, Ter.
		Rec'd 31 st Aug. 1888.
189 F. 29.	Four Aminibon Spoons, made of wood, a buffalo or Mountain sheep wood.	Presented by Jas. P. Kimball, Asst. Surgeon, U.S.A. Fort Buford, Dakota, Ter.
		Rec'd 31 st Aug. 1888.
190 F. 30.	Knife or scraper for dressing buffalo robes.	Presented by Jas. P. Kimball, Asst. Surgeon, U.S.A. Fort Buford, Dakota, Ter.
		Rec'd 31 st Aug. 1888.

Smiths. Inst

Peabody Mus

Smiths. Inst

Smiths. Inst

Smiths. Inst

Smiths. Inst

<p>191 G. 6. <i>Smiths Dept</i></p>	<p>Medicine for cure of Rattle snake bite Amibon</p>	<p>Presented by J. P. Kimball Assistant Surgeon, U.S.A. Fort Buffalo, Dakota, Ter. Rec'd 31st 1888 Aug. <i>ack</i></p>
<p>192 G. 7. <i>Agriault Dept</i></p>	<p>Medicine for Epistaxis Amibon</p>	<p>Presented by J. P. Kimball Asst. Surgeon U.S.A. Sent to A.D. Sept. 30 1889 Rec'd 31st 1888 Aug. <i>ack</i></p>
<p>193 G. 8. <i>Springfield Mus. Agriault Dept</i></p>	<p>Fowl - Tiptinna or Dakota Trump Amibon</p>	<p>Presented by J. P. Kimball Asst. Surgeon, U.S.A. Sent to A.D. Sept. 30 1889 Rec'd 31st Aug. 1888 <i>ack</i> Sent to Springfield Museum Oct. 21 1890</p>
<p>194 D. 52. <i>Smiths Dept</i></p>	<p>Blackfoot Peace Pipe or Calumet</p>	<p>Presented by J. P. Kimball Assistant Surgeon, U.S.A. Rec'd 31st Aug. 1888 <i>ack</i></p>
<p>195 D. 53. <i>Smiths Dept</i></p>	<p>Amibon pipe, tobacco pouch & tobacco</p>	<p>Presented by J. P. Kimball Assistant Surgeon U.S.A. Rec'd 31st Aug. 1888 <i>ack</i></p>
<p>196 D. 54. <i>Smiths Dept</i></p>	<p>Gun Kenta Pipe Stem</p>	<p>Presented by J. P. Kimball Asst. Surgeon, U.S.A. Rec'd 31st Aug. 1888 <i>ack</i></p>

<p>197 D. 55 <i>Smith's dent</i></p>	<p>Black-foot tobacco pipe</p>	<p>Presented by James P. Kimball Assistant Surgeon, U.S.A. Fort Buford, Dakota, Ter.</p>
<p>198 D. 56 <i>Smith's dent</i></p>	<p>Boninas a die, Assiniboin</p>	<p>✓ Recd 31st Aug 1868 <i>ack</i> Presented by Jas. P. Kimball Asst. Surgeon, U.S.A. H. Buford, Dakota Ter.</p>
<p>199 D. 57 <i>Smith's dent</i></p>	<p>Two pairs of Assiniboin Moccasins.</p>	<p>✓ Recd 31st Aug 1868. <i>ack</i> Presented by Jas. P. Kimball Asst. Surgeon, U.S.A. Fort Buford Dakota.</p>
<p>200 D. 58 <i>Smith's dent</i></p>	<p>Dress of Crow Squaw</p>	<p>✓ Rec^d August 31. 1868 <i>ack</i> Presented by James P. Kimball Assistant Surgeon U.S.A.</p>
<p>201 A. 66. <i>Exchanged</i></p>	<p>Bow, bow-case & arrows of Sioux Indians.</p>	<p>✓ Collected near Fort <i>ack</i> Baylor, Dakota Territory Rec^d A. M. M. Aug. 31. Presented by J. Frazer Boughler Act. Asst. Surg. to Fort Dakota Dakota Territory</p>
<p>202 D. 59 <i>Smith's dent</i></p>	<p>Laurel cloth, Sioux Indians.</p>	<p>✓ Rec^d Aug 31. 1868. <i>ack</i> Presented by J. Frazer Boughler, Act. Asst. Surgeon Fort Dakota, Dakota Ter.</p>
		<p>✓ Recd 31st Aug. 1868. <i>ack</i></p>

Smiths dmt

203
D. 60.
Stripes for leggings, Sioux
Embroidered.

Presented by
J. Frazer Boughler,
Acting Assistant Surgeon
Fort Dakota, Dakota Ter.

✓ Aug 31st Aug. 1888.

Smiths dmt

204
D. 61
Shell earrings &
necklace of shell -
Sioux - also one
bracelet - in -

Presented by
J. Frazer Boughler,
Acting Assistant Surgeon

✓ Recd. 31st Aug. 1888

Smiths dmt

205
D. 62.
Sioux Moccasins.

Presented by
J. Frazer Boughler,
Acting Asst. Surgeon.

✓ Recd. 31st Aug 1888

Smiths dmt

206
B. 19.
Sheath for Scalp
Knife - Sioux.

Presented by
J. Frazer Boughler,
Acting Assistant Surgeon

✓ Recd. 31st Aug 1888

Smiths dmt

207
D. 63
Sioux Whisk

Presented by
J. Frazer Boughler,
Acting Assistant Surgeon.

✓ Recd. 31st Aug 1888

Smiths dmt

208
C. 8
^{Gambler}
Sioux Gun
indicating number of
ammunition remaining in
bullet

Presented by J. Frazer
Boughler, Act. Asst
Surgeon, Ft. Pine Dakota
Territory.

✓ Recd by 31. 1888

209 A. 67	Shoshone Bow and four arrows -	Presented by Collected by Bvt. Maj. Wm E. Waters, Asst. Surgeon, U.S.A. at Fort Bridger, Utah Terr.
Smith's dmt		Rec'd Sept 7 1888
210 A. 68.	Vete Bow and two arrows	Collected by Bvt Major Wm E. Waters, Asst Surgeon at Fort U.S.A.
Smith's dmt		Rec'd Sept 7 1888.
211 A. 69.	Pannock Bow and two arrows.	Collected by Bvt Major Wm E. Waters, Asst. Surgeon at Ft. Bridger, Utah Terr.
Smith's dmt		Sept 7 1888
212 A. 70.	Poisoned Nagajo Arrow	Collected by Bvt Major & Asst Surgeon Wm E. Waters, U.S.A.
Smith's dmt		Sept. 7. 1888.
213 B. 20.	Tomahawk, apparently of New England manufacture	Collected by Bvt. Maj. & Asst. Surgeon W. E. Waters. U.S.A.
Smith's dmt		Sept. 7 1888
214 A. 71.	Bow Case and Quiver	Collected by Bvt. Maj. & Asst. Surgeon Wm E. Waters, U.S.A.
Smith's dmt		Sept 7 1888.

<p>215 B. 21 <i>Smith's Inst</i></p>	<p>An Indian War Club, consisting of an ovoid quartz pebble fastened to a stick two and three fourths feet in length by hide. The handle is ornamented with beads.</p>	<p>Presented by Act. Asst. Surgeon, R. B. Stitz Rec'd. Spt. 22 1888</p>
<p>216 A. 72 <i>Smith's Inst</i> 5642</p>	<p>Arrow-head removed from lung of Nathaniel Grant - tree, killed by Indians (supposed to be Sioux) April 24 1888. It had fractured the 2^d & 3^d ribs.</p>	<p>Presented by St. Hospital Steward E. F. Smith, M.D. "Yours," From "Camp Cook" Montana Territory. Rec'd Oct 7 1888</p>
<p>217 F. 31 <i>Smith's Inst & g. g. g.</i> <i>Rec'd</i></p>	<p>Fragment of Indian Earthen Kettle from Indian Mound near Ft. Wadsworth Dakota Terr.</p>	<p>Presented by Act. Asst. Surg A. J. Comfort. Ancient Mounds near Ft. Wadsworth Dakota Terr. Rec'd Oct 10 1868.</p>
<p>218 F. 32 <i>Discarded</i></p>	<p>Fragment of pottery from an Indian Mound near Vicksburg, Mississippi. <i>discarded</i></p>	<p>Presented by Bot. Brig. Gen. E. Swift, Surgeon U. S. A. 4th Dist. District, Rec'd Oct 12 1868 <i>Oct Oct 12th</i></p>
<p>219 E. 14 <i>Discarded</i></p>	<p>Fragment of lower maxilla & os parietale picked up on the surface of an ancient Indian Mound, near Vicksburg Miss. in Oct. 1868. They had been plucked up to near proximity</p>	<p>Presented by Bot. Brig. Gen. E. Swift, Surgeon U. S. A. <i>Discarded</i> Rec'd Oct 12, 1868</p>
<p>220 B. 22 <i>Smith's Inst</i></p>	<p>A Sioux Lance made out of the blade of a non-commissioned officers sword. Sent to S.S. March 25 1871</p>	<p>Presented by Bot. Maj. S. M. Horton, Asst. Surg U.S.A. Omaha Station, Nebraska. Rec'd Oct 13 1868</p>

221. F 33	Crow Saddle made out of Elk Horn.	Presented by Brt. Maj. S. M. Horton Asst Surg. U.S.A. USA Ogallala Station, Nebraska
<i>Smiths dmt</i>		Rec'd Oct. 13. 1888.
222 B 33	Sioux War Club made of wood. The head made of Boulder Stone the whole covered with par- fish or Raw hide. This was in the Fort Philip Kearny Massacre Dec 21 st 1886.	Presented by Brt. Maj. S. M. Horton, Asst Surg. U.S.A. Ogallala Station, Nebraska,
<i>Smiths dmt</i>		Rec'd Oct. 13. 1888.
223 D 64	Sioux Indian Red stone pipe. and pipe stick	Presented by Brt. Maj. S. M. Horton Asst Surg. U.S.A. Ogallala Station, Nebraska.
<i>Smiths dmt</i>		Rec'd Oct. 13. 1888.
224 D 65	Arapahoe Tobacco Pouch.	Presented by Brt. Maj. S. M. Horton, Asst. Surg. U.S.A. Ogallala Station, Nebraska.
<i>Smiths on dmt</i>		Rec'd Oct. 13. 1888.
225 H 73	Two Arapahoe Arrows from Ft. Philip Kearny Massacre. Dec. 21 st 1886.	Presented by Brt. Maj. S. M. Horton, Asst. Surg. U.S.A. Ogallala Station, Nebraska.
		Rec'd Oct. 13. 1888.
226 A. 74	One Crow Arrow from the Ft. Philip Kearny Massacre Dec. 21. 1886.	Presented by Brt. Major S. M. Horton. Asst. Surg. U.S.A.
		Rec'd Oct. 13. 1888.

<p>227 # 75</p>	<p>Six Arapahoe arrows from Battle of Aug 2^d 1867 in the Prairie near Ft. Philip Kearney D.T.</p>	<p>Presented by Port. Maj. S.M. Storton, Asst Surgeon U.S.A. Ogallala Station, Nebraska. Oct. 13. 1888.</p>
<p>228 # 76</p> <p><i>Exchanged</i></p>	<p>Fifteen⁽¹⁶⁾ Crow Arrows.</p>	<p>Presented by Port. Maj. S.M. Storton, Asst. Surgeon, U.S.A. Ogallala Station, Nebraska, October 13 1888.</p>
<p>229 # 77</p> <p><i>Exchanged</i></p>	<p>Fifteen⁽¹⁷⁾ Sioux Arrows.</p>	<p>Presented by Port. Maj. S.M. Storton Asst Surg. U.S.A.</p>
<p>230 # 78</p> <p><i>Peabody Museum</i></p>	<p>Eight Cheyenne Arrows.</p>	<p>Oct. 13. 1888 Presented by Port. Maj. S.M. Storton, Asst Surgeon U.S.A. Transferred to Peabody Museum Cambridge Mass. March 25, 1896.</p>
<p>231 # 79</p> <p><i>Peabody Museum</i></p>	<p>Specimens of different Kinds of Arrows - Ten (10).</p>	<p>Oct. 13 1888 Presented by Port. Maj. S.M. Storton, Asst Surgeon U.S.A. Transferred to Peabody Museum Cambridge Mass. March 25, 1896.</p>
<p>232 # 80</p> <p>Retain</p>	<p>Ogallala Sioux Bow, marked "Ft. Philip Kearney D.T. May 1st 1867."</p>	<p>Oct. 13. 1888 Presented by Port. Maj. S.M. Storton, Asst Surg. U.S.A. Oct. 13. 1888.</p>

<p>233 D 66 <i>Smith's dent</i></p>	<p>Crow Riding whip.</p>	<p>Presented by Port. Maj. S. M. Horton, Asst. Surg. U.S.A. Ogallala Station</p>
<p>234 E 34 <i>Smith's dent</i></p>	<p>Sioux Sariat made of Buffalo Raw Hide</p>	<p>Oct. 13. 1888 Presented by Port. Maj. S. M. Horton, Asst. Surg. U.S.A.</p>
<p>235 D 67 <i>Smith's dent</i></p>	<p>One pair Sioux moccasins.</p>	<p>October 13. 1888 Presented by Port. Maj. S. M. Horton, Asst. Surg. U.S.A.</p>
<p>236 D 68 <i>Smith's dent</i></p>	<p>Specimen of smoked Elk skin.</p>	<p>Oct. 13. 1888 Presented by Port. Maj. S. M. Horton, Asst. Surg. U.S.A.</p>
<p>237 E 35 <i>Smith's dent</i></p>	<p>Crow awl case.</p>	<p>Oct. 13. 1888 Presented by Port. Maj. S. M. Horton, Asst. Surg. U.S.A.</p>
<p>238 D 69 Retail</p>	<p>Sioux Medicine Bag.</p>	<p>Oct. 13. 1888 Presented by Port. Maj. S. M. Horton, Asst. Surg. U.S.A.</p>

- 239
D 70
~~Smith's Inst.~~
Sioux paint bag to carry the paints with which the painter their faces.
Presented by Port. Maj. S.M. Horton, Asst Surg. U.S.A.
Ogallala Station, Nebraska.
Oct. 13. 1868
- 240
D 71
~~Smith's Inst.~~
Specimen white Buck-skin used by the Sioux Indians for moccasins.
Presented by Port. Maj. S.M. Horton, Asst Surg. U.S.A.
Oct. 13. 1868
- 241
D 72
~~Smith's Inst.~~
^{Belt of} Heron Scalp punch (containing three Sioux scalp locks).
Presented by Port. Maj. S.M. Horton, Asst Surg. U.S.A.
Oct. 13. 1868
- 242
D 73
~~Smith's Inst.~~
Sioux scalp punch.
Presented by Port. Maj. S.M. Horton, Asst Surg. U.S.A.
Oct. 13. 1868
- 243
B 214
~~Smith's Inst.~~
Sioux Knife Scabbard.
Presented by Port. Maj. S.M. Horton, Asst Surg. U.S.A.
Oct. 13. 1868
- 244
D 74
~~Smith's Inst.~~
Pair Arapahoe moccasins.
Presented by Port. Maj. S.M. Horton, Asst Surg. U.S.A.
Oct. 13. 1868

245 D 75 <i>Smith's Inst</i>	Set of Sioux scalp feathers from attack on wood cutters at Big Piney, Dec 15-1887	Presented by Port. Maj. S.M. Horton, Asst. Surg. U.S.A. Ogallala Station, Nebraska.
		Oct. 13. 1888
246 B 25 <i>Smith's Inst</i>	Sioux Gun Case	Presented by Port. Maj. S.M. Horton, Asst. Surg. U.S.A.
		Oct. 13. 1888
247 D 76 <i>Smith's Inst</i>	Sioux Bison Bag.	Presented by Port. Maj. S.M. Horton, Asst. Surg. U.S.A.
		Oct. 13. 1888
248 D 77 <i>Smith's Inst</i>	Tanned skin of Rocky Mountain Sheep.	Presented by Port. Maj. S.M. Horton, Asst. Surg. U.S.A.
		Oct. 13. 1888
249 D 78 <i>Smith's Inst</i>	Elk horn whip handle.	Presented by Port. Maj. S.M. Horton, Asst. Surgeon, U.S.A.
		Oct. 13. 1888
250 D 79 <i>Smith's Inst</i>	Arapahoe pipe of Black Quartz Stone.	Presented by Port. Maj. S.M. Horton, Asst. Surgeon U.S.A.
		Oct. 13. 1888

251. Garnished Buffalo
 D 30 Robe wrought with
 Porcupine quills
 by the Cheyennes.
 ✓
 Presented by Port. Maj.
 S. M. Horton, Asst. Surgeon
 U.S.A.
 Gallatin Station, Nebraska,

Smith's Inst.

Oct. 13. 1868

252 Porcupine Tail Comb
 D 31 used by the Crow Indians
 ✓
 Presented by Port.
 Maj. S. M. Horton Asst.
 Surgeon, U.S.A.

Smith's Inst.

Oct. 13. 1868.

253 Harepack made of Buffalo
 D 32 skin.
 ✓
 Presented by Port. Maj.
 S. M. Horton, Asst. Surgeon.
 U.S.A.

Smith's Inst.

Oct. 13. 1868.

254 Grape-vine root and bottle
 G 4 of Bitters made from the
 same, ^{estimated} ~~also~~ ^{estimated} by
 Oregon trappers and ~~used~~
 as an antiperiodic.
 ✓
 Presented by Act. Asst. Surg.
 A. S. Comfort.
 Post Surgeon H. Wadsworth D. T.

Parkes & Co. Wash. D.C.

*Sent to Peabody Museum Cambridge Mass
 May 11. 1874
 Sent to the A. D.
 September 30. 1869*

Rec'd Oct. 15. 1868

255 Large stone hammer
 E 35 used for breaking the bones
 of slaughtered animals to
 obtain the marrow.
 ✓
 Presented by Act. Asst. Surg.
 A. S. Comfort.
 Post Surgeon H. Wadsworth D. T.

Smith's Inst.

*Sent to S. I. 3-27-1869
 Rec'd Oct. 17. 1868.*

256 A small stone hammer
 B 25 used as a weapon of
 warfare. etc.
 ✓
 Presented by Act. Asst. Surg.
 A. S. Comfort.
 Post Surgeon, H. Wadsworth, D. T.

Smith's Inst.

Rec'd Oct. 17. 1868.

<p>257 F 36</p> <p><i>Rec'd Smith's Feb 17 8. 88</i></p>	<p>Two stone thimbles analogous to a sailor's palm.</p> <p style="text-align: center;">✓</p>	<p>Presented by Act. Asst. Surg. A. J. Comfort Post Surgeon, H. Wadsworth D. J.</p> <p>Sent to S. I. 3-27-69</p> <p>Rec'd Oct. 17 1888</p>
<p>258 F 37</p> <p><i>Rec'd Smith's Feb 17 8. 88</i></p>	<p>Bone awls, or needles used to perforate the skins of animals - they have a eye for the reception of a thread.</p> <p style="text-align: center;">✓</p>	<p>Presented by Act. Asst. Surg. A. J. Comfort</p> <p>Rec'd Oct. 17 1888</p>
<p>259 F 38</p> <p><i>Rec'd Smith's Feb 17 8. 88</i></p>	<p>A perforated horn found in an Indian mound and evidently used as an implement.</p> <p style="text-align: center;">✓</p>	<p>Presented by Act. Asst. Surgeon A. J. Comfort.</p> <p>Sent to S. I. 3-27-69</p> <p>Rec'd Oct. 17 1888</p>
<p>260 F 39</p> <p><i>Rec'd Smith's Feb 17 8. 88</i></p>	<p>Two stone implements</p> <p style="text-align: center;">✓</p>	<p>Presented by Act. Asst. Surgeon A. J. Comfort.</p> <p>Sent to S. I. 3-27-69.</p> <p>Rec'd Oct 17 1888</p>
<p>261 F 40</p> <p><i>Rec'd Smith's Feb 17 8. 88</i></p>	<p>A stone adze used in dressing the skins of ani- mals.</p> <p style="text-align: center;">✓</p>	<p>Presented by Act. Asst. Surg. A. J. Comfort.</p> <p>Rec'd Oct 17 1888</p>
<p>262 F 41</p> <p><i>Rec'd Smith's Feb 17 8. 88</i></p>	<p>A muscle shell, having been used as a spoon.</p> <p>Put with 282</p> <p style="text-align: center;">✓</p>	<p>Presented by Act. Asst. Surg. A. J. Comfort.</p> <p>Rec'd Oct. 17 1888.</p>

<p>263 A 81 Smith's Coll. Int. 8. 84.</p>	<p>Spear ^{head} and Arrow heads From ancient mound, Dakota Territory.</p>	<p>Presented by Act Asst Surgeon A. J. Comfort Post Surgeon, Ft. Wadsworth D.S.</p>
	V	<p>Sent to S.D. 3-27-69. Recd. Oct. 17 1888.</p>
<p>264 F 42 Smith's Coll. Int. 8. 84.</p>	<p>Scapula of some animal, bearing the impress of mechanical agency. It has been converted into some household utensil.</p>	<p>Presented by Act Asst Surgeon A. J. Comfort</p>
	V	<p>Oct. 17 1888.</p>
<p>265 F 43 Smith's Coll. Int. 8. 84.</p>	<p>Stone used for dressing arrows.</p>	<p>Presented by Act Asst Surgeon A. J. Comfort</p>
	V	<p>Oct. 17 1888.</p>
<p>266 F 44 Smith's Coll. Int. 8. 84.</p>	<p>Two bits of horn apparently fashioned for use as implements.</p>	<p>Presented by Act Asst Surgeon A. J. Comfort</p>
	V	<p>Oct. 17 1888.</p>
<p>267 E 15 Revised</p>	<p>Two Fragments of Skull The "only human bones found in this mound"</p>	<p>Presented by Act Asst Surgeon A. J. Comfort</p>
	V	<p>Oct. 17 1888.</p>
<p>268 G 10 Smith's Coll. Int. 8. 84.</p>	<p>Specimens of <i>Tippesina</i> or Dakota Turneps. ^{the one from the spine especially} part of which is denuded of the rind, chipped and ^{prepared} cut for winter use. ^{Sent to Acad. Sci. Museum Cambridge Mass. Aug. 11 1874} The latter specimen is identical with No. 135. and the former with 193.</p>	<p>Presented by Act Asst Surgeon A. J. Comfort Sent to Springfield Museum Oct. 21 1870. Sent to the A.S. Sept. 30 1869</p>
		<p>Oct. 17 1888.</p>

269 E 16 <i>Smiths. Inst.</i>	An instrument used to mark time at Indian dances	Presented by Lieut D. St. Kelton, 10 th U.S. Inf. (Thro: Dr. Comfort.)
270 D 83 <i>Smiths. Inst.</i>	Riding whip. Dakota.	Rec'd Oct. 17 1888 <i>ack</i> Presented by Act. Asst. Surgeon A. J. Comfort.
271 D 84 <i>Smiths. Inst.</i>	Collar of bear's claws worn by a Yac-tona Chief.	Oct. 17 1888 <i>ack</i> Presented by Act. Asst. Surgeon A. J. Comfort. sent to SD
272 D 85 <i>Smiths. Inst.</i>	Riding whip of Tu. Chunksa Duta.	Oct. 17 1888 <i>ack</i> Presented by Act. Asst. Surgeon A. J. Comfort.
273 H 45 <i>Smiths. Inst.</i>	An instrument used by the Dakotas in playing ball. Described in Neils history of Minnesota	Oct. 17 1888 <i>ack</i> Presented by Act. Asst. Surgeon A. J. Comfort.
274 D 86 <i>Smiths. Inst.</i>	A specimen of quill work designed to represent the head and horns of a Buffalo with a bird sitting on each horn.	Oct. 17 1888 <i>ack</i> Presented by Act. Asst. Surgeon A. J. Comfort.

<p>275 G 11 <i>Smith's Inst</i></p>	<p>Dried grass having the odor of "new mown hay" used by the Dakotas as a perfume.</p> <p style="text-align: center;">V</p>	<p>Presented by Act. Asst. Surgen A. J. Comfort Oct. 17. 1888.</p>
<p>276 E 17 <i>Smith's Inst</i></p>	<p>Skulls of small animals (Fiber Zeteticus) found in mound No. 1.</p>	<p>Presented by Act. Asst. Surgen A. J. Comfort turned over to Dr. Dr. Schaffner March 27. 1889 Oct. 17. 1888.</p>
<p>277 F 46 <i>Smith's Inst</i></p>	<p>Two cutting instruments - quartz flint.</p> <p style="text-align: center;">V</p>	<p>Presented by Act. Asst. Surgen A. J. Comfort Oct. 17. 1888.</p>
<p>278 D 37 <i>Smith's Inst</i> <i>February 8. 89.</i></p>	<p>Piece of bone fashioned by hand.</p> <p style="text-align: center;">V</p>	<p>Presented by Act. Asst. Surgen A. J. Comfort Oct. 17. 1888.</p>
<p>279 F 47 <i>Smith's Inst</i></p>	<p>Two pieces of Pottery - one with a hole drilled through. the ^{other} pit imparted to it while in a plastic state. <u>Put with 217</u></p> <p style="text-align: center;">V</p>	<p>Presented by Act. Asst. Surgen A. J. Comfort Oct. 17. 1888.</p>
<p>280 F 48 <i>Smith's Inst</i></p>	<p>The point of a needle. <u>put with 258</u></p> <p style="text-align: center;">V</p>	<p>Presented by Act. Asst. Surgen A. J. Comfort Oct. 17. 1888.</p>

281. Teeth found in a sepulchral mound, those bearing black spots belong to a cranium found in mound No 2.

Presented by Act. Asst. Surgeon A. S. Comfort turned over to Dr. Schaffhirt

3-27-69

Rec'd Oct. 17 1888

282 Charcoal, bones and ashes taken from the hearth in a dwelling mound.

Presented by Act. Asst. Surgeon A. S. Comfort

Rec'd Oct. 17 1888

283 Cranium (without lower maxilla) of beaver (*Castor Canadensis*) examined from an ancient mound in Dakota

Presented A. S. Comfort Acting Assistant Surgeon

Rec'd Oct. 17 1868

turned-over to Dr. Schaffhirt March 27 1889

Rec'd Oct. 19 1888

284. Cranium of a Prairie Wolf (*Canis latrans*) without the lower maxilla

Presented by Act. Asst. Surgeon A. S. Comfort

turned over to Dr. Schaffhirt March 27 1889.

Oct. 19 1888

285 Cranium of a Skunk (*Mephitis Occidentalis*) From the ancient mounds in Dakota

Presented by Act. Asst. Surg. A. S. Comfort

turned over to Dr. Schaffhirt 3-27-69

Oct. 19 1868

286. Fragments of bones of Birds and Fish, from the ancient mounds in Dakota.

Presented by Act. Asst. Surgeon A. S. Comfort

Oct. 19 1888.

Schaffhirt
Rec'd

Rec'd
Smith
Feb 27 89

Schaffhirt
Rec'd

Rec'd
Schaffhirt

Schaffhirt
Rec'd

Rec'd
Smith
Feb 27 89

✓


✓

<p>287 E 24 Schaffhirt</p>	<p>Three skulls of musk. (<i>Fiber zibeticus</i>) rats, with only the lower maxillae From mound in Dakota.</p>	<p>Presented by Act. Asst. Surgeon A. S. Comfort Fort Wadsworth, D.T. turned over to Dr. Schaffhirt March 27. 1869. Oct. 19. 1868</p>
<p>288 E 25 Schaffhirt</p>	<p>Fragments of skull of skunk. (<i>Mephitis Mephitis</i>) From the ancient mounds in Dakota</p>	<p>Presented by Act. Asst. Surgeon A. S. Comfort Ft. Wadsworth, D.T. turned over to Dr. Schaffhirt 3-27-69 Oct. 19. 1868.</p>
<p>289 E 26 Schaffhirt</p>	<p>A few of the bones of a human foetus From the ancient mound in Dakota Territory</p>	<p>Presented by Act. Asst. Surgeon A. S. Comfort turned over to Dr. Schaffhirt Oct. 19 1868</p>
<p>290 E 27 Schaffhirt</p>	<p>Miscellaneous bones of birds and small carnivora. From the ancient mounds in Dakota Territory</p>	<p>Presented by Act. Asst. Surgeon A. S. Comfort turned over to Dr. Schaffhirt 3-27-69. Oct. 19. 1868.</p>
<p>291 E 28 Schaffhirt</p>	<p>Number of teeth of some ruminant - probably the Buffalo.</p>	<p>Presented by Act. Asst. Surgeon A. S. Comfort turned over to Dr. Schaffhirt 3-29-1869 Oct. 19. 1868.</p>
<p>292 E 29 Schaffhirt</p>	<p>Pieces of flint, supposed to have been broken by human agency.</p>	<p>Presented by Act. Asst. Surgeon A. S. Comfort Sent to D.T. 3.27.69 Oct. 19 1868</p>

<p>293 E 30 <i>Smith's Inst</i> ✓</p>	<p>Fragments of a Urnis. Put with 282 ✓</p>	<p>Presented by Act Asst Surgeon A. S. Comfort Fort Wadsworth, D.C. Oct 17 1888 act</p>
<p>294 A 49 to do <i>Smith's Inst</i> ✓</p>	<p>Indian Hatchet found on a hill side near Keswick Albemarle County Va. 1837 ✓</p>	<p>Presented by E. C. Mead Esq. Oct 22 1888 Oct</p>
<p>295 A 32 <i>Smith's Inst</i> ✓</p>	<p>Three quartz arrow heads found near Keswick, Albemarle Co. Va ✓</p>	<p>Presented by E. C. Mead Esq. Oct 22 1888 Oct</p>
<p>296 A 88 <i>Smith's Inst</i> ✓</p>	<p>Pah Nto Bow, Quiver, and Twenty (20) Arrows. The arrows are red shafts with wooden tips: four of them is iron headed: ten have quartz heads - the heads are wanting on the remainder. ✓</p>	<p>Presented by Br. Lt. Col. Thos. McMillin, Asst. Surgeon, U.S.A. OCT 24 1888 Oct</p>
<p>297 B 26 <i>Smith's Inst</i> ✓</p>	<p>Mojave War Club ✓</p>	<p>Presented by Br. Lt. Col. Thos. McMillin, Asst. Surgeon U.S.A. October 24 1888 Oct</p>
<p>298 A 84 <i>Eckman</i> ✓</p>	<p>Bow, Bow case, Quiver and 15 arrows formerly the property of Mazonlita a Navajo War Chief ✓</p>	<p>Presented by Pvt. Maj. J. F. Neads, Asst. Surg. U.S.A. Nov 10 68.</p>

<p>299 A 35 Smiths dmt</p>	<p>One Navajo Bow V</p>	<p>Presented by Pvt. Maj. J. J. Needs Asst. Surg USA. Nov. 10. 68. Ack</p>
<p>300 F 50 Smiths dmt</p>	<p>One Navajo Saddle V</p>	<p>Presented by Pvt. Maj. J. J. Needs Asst. Surg USA. Nov</p>
<p>301. F 51 Smiths dmt</p>	<p>One Navajo Saddle blanket V</p>	<p>Presented by Pvt. Maj. J. J. Needs Asst. Surg USA. Nov. 10. 68.</p>
<p>302 B 27 Smiths dmt Put</p>	<p>One Navajo War Spear Sent to S. I. March 25. 1871</p>	<p>Presented by Pvt. Maj. J. J. Needs. Asst. Surg USA Nov. 10. 68</p>
<p>303. B 28 Smiths dmt</p>	<p>One Navajo Shield V</p>	<p>Presented by Pvt. Maj. J. J. Needs. Asst. Surg USA. Nov. 10. 68. Ack</p>
<p>304. E 31 Smiths dmt Feb 9. 84</p>	<p>Charcoal from ancient tumulus in Dakota Territory. V</p>	<p>Presented by Ach. Asst. Surg. A. S. Comfort En. Nov. 12 1868. Ack</p>

305	Arrow head picked up on a bluff on the Laramie River about 3 miles above Fort Laramie. Wyoming Territory.	Presented by Brty Lt. Col. N. S. Schell, Asst. Surgeon U.S. Army.	Rec'd Nov	Ack.
A. 86	<i>Exchanged</i>			
306	Fragments of Pottery from an Indian Mound 11 miles South east from Camp Douglas, Utah Territory <i>also</i> <u>Three beads</u>	Presented by Asst. Surg. J. Meacham USA. <i>Sent to S. F. 3.27.69</i> ack	Rec'd Nov 18	
P 52	<i>Smith's Inst</i>			
307	21 Indian Arrow Heads from an Indian mound 11 miles S.E. from Camp Douglas Utah Terr.	Presented by Asst Surg. J. Meacham USA		ack.
H 84	<i>Beh</i>			
308	Specimen of the Earth or Clay eaten by the Navajo Indians. This is said to be the best kind.	Presented by Surgeon B. A. Clements USA <i>Sent to Peabody Museum Cambridge Mass. 11. 1874</i>	Rec'd Nov 18	
G 12	<i>Smith's Inst. Feb 1874</i>			
309	Six Sioux Arrows pulled from the body of a man killed by Indians at Twin Springs on the H. Fitterman road, March 21st 1868.	Presented by Brty Lt. Col. N. S. Schell, Asst. Surg. U.S.A.	DEC-22 ^d 1868.	Ack
A 88	<i>2. N.</i>			
310	Two lance heads	Pvt. Co. (P. H. ...) Asst. Surg. ... U.S.A.	<i>Feb. 2^d 1869.</i>	
<i>Exchanged</i>	<i>V</i>			

- 311 Comanche Medicine Presented by
Act. Asst. Surgeon
J. Reagles Jr.
U.S.A.
- Feb. 19¹⁸⁶⁹ 1889. Sick
- 312 Comanche spur,
made from forked
branch of a tree. Presented by
Act. Asst. Surgeon
J. Reagles Jr.
- Sent to Smithsonian Institution Feb 23¹⁸⁶⁹ Feb. 19¹⁸⁶⁹ 1889. Sick
March 1869.
- 313 Fire-burned Earthen Vessel
 Collected by Surgeon
Swift from a in
Louisiana opposite, and a few
miles from Vicksburg, Miss. Presented by Bvt. Brig. Genl.
E. Swift Surgeon U.S.A.
- March 1¹⁸⁶⁹ 1889. Sent to S.I.
- 314 An earthen vessel with a
portion of the brim broken off. Presented by Bvt. Brig. Genl.
E. Swift Surgeon U.S.A.
(marked 233)
- specimen of fire burned
Pottery. Coll. by Genl. Swift
from a in Louisiana -
opposite, and a few miles from Vicksburg, Miss. March 1¹⁸⁶⁹ 1889. Sent to S.I.
- 315 A stone used for pointing
the heads of arrows. Presented by Bvt. Brig. Genl.
E. Swift Surgeon, U.S.A.
- Coll. by Genl. Swift in Louisiana
opposite Vicksburg.
(marked 255)
- March 1¹⁸⁶⁹ 1889. Sent to S.I.
- 316 An earthen vessel - used
probably as a drinking-cup. Presented by Bvt. Brig. Genl.
E. Swift Surgeon, U.S.A.
- Collected by Dr. Swift U.S.A.
in Louisiana, opposite Vicksburg Miss
(marked 217)
- March 1¹⁸⁶⁹ 1889. Sent to S.I.

317	<p>A disk of sand stone - the sides are concave - Collected by Genl. Swift in Louisiana opp. and a few miles from Vicksburg Miss. (marked 149)</p>	<p>Presented by Bot. Brig. Genl. E. Swift, Surgeon, U.S.A.</p>
<p><u>Smiths Inst</u> ✓</p>		<p>March 1st 1889 sent S.I.</p>
318	<p>Earthen Bowl - specimen of fire-burned pottery. Coll. by Genl. in Louisiana, opp. Vicksburg - marked 263.</p>	<p>Presented by Bot. Brig. Genl. E. Swift, Surgeon U.S.A.</p>
<p><u>Smiths Inst</u> ✓</p>		<p>March 1 1889 sent S.I.</p>
319	<p>Two pieces of natural ^{Sulphate} Galena one shaped into a bead - (marked 208.) the other hammered into a cube - (marked 211) Coll. in La. by Genl. Swift</p>	<p>Presented by Bot. Brig. Genl. E. Swift, Surgeon U.S.A.</p>
<p><u>Smiths Inst</u> ✓</p>		<p>March 1 1869 sent S.I.</p>
320	<p>An Earthen vessel with the brim entirely broken off. (marked 231)</p>	<p>Presented by Bot. Brig. Genl. E. Swift, Surgeon, U.S. Army</p>
<p><u>Smiths Inst</u> ✓</p>		<p>March 1 69 sent S.I.</p>
321	<p>A large earthen ware basin received in fragments and re- constructed.</p>	<p>Presented by Bot. Brig. Genl. E. Swift, Surgeon, U.S. Army</p>
<p><u>Smiths Inst</u> ✓</p>		<p>March 1 69. Sent S.I.</p>
322	<p>An earthen vessel ornamented by scroll work marked when in a plastic state. (marked 142)</p>	<p>Presented by Bot. Brig. Genl. E. Swift, Surgeon U.S. Army</p>
<p><u>Smiths Inst</u> ✓</p>		<p>March 1 69. Sent to S.I.</p>

Smith's dent

323 An earthen vessel fashioned to represent a fish and probably as a lamp. (marked 21)

Presented by Port Brig. Genl. E. Swift Surgeon U.S.A.

8 Collected by Genl. Swift in La. opposite Vicksburg Miss

March 1st 1869 sent to the S.I.

Smith's dent

324 A cutting instrument made from a pebble. From Louisiana

Presented by Port Brig. Genl. E. Swift Surgeon U.S.A.

Smith's dent

325 A smooth stone, parallelepiped in form, fashioned into a cutting instrument with very fine edge. (marked 241) From Louisiana

March 1st 1869 sent to the S.I. Presented by Port Brig. Genl. E. Swift Surgeon U.S. Army

Smith's dent

326 Stone, shaped into a cutting instrument - of an irregularly cuboidal form. (marked 249) From Louisiana

March 1st 1869 sent to the S.I. Presented by Port Brig. Genl. E. Swift U.S. Army

Smith's dent

327 Three small stones, fashioned into cutting instruments. (marked 220-246-277) From an ancient Tumulus near Vicksburg Miss.

March 1st 1869 sent to the S.I. Presented by Port Brig. Genl. E. Swift U.S.A.

Smith's dent

328 Five wedge shaped stones, larger than the preceding, here, apparently, been used as cutting instruments. (marked 275-253-254-261-256) From Tumulus near Vicksburg,

Presented by Port Brig. Genl. E. Swift U.S.A. March 1st 1869 sent to S.I.

- 329 *Smith's Inst* and one conical shaped
Two quadrilateral fragments of stone, which united, have formed the upper portion and one side of a cutting instrument.
(Marked 27104-118.)
From Tumulus near Vicksburg.
March 1st 1869, sent to S. I.
- 330 *Smith's Inst* Two stones which have been shaped by hand and used as cutting instruments.
(Marked 2644-276.)
From ancient Tumulus near Vicksburg.
March 1st 1869, sent to S. I.
- 331 *Smith's Inst* Pebbles similar to those from which the preceding cutting instruments were clipped.
From Tumulus near Vicksburg.
March 1st 69 sent to S. I.
- 332 *Smith's Inst* A fragment of osseous tissue, petrified; cancellated structure beautifully shown.
(Marked 221.)
From Tumulus near Vicksburg.
March 1st 1869, sent to S. I.
- 333 *Smith's Inst* A ligniform specimen which had been converted into iron ore.
Marked 239.
From ancient Tumulus near Vicksburg.
March 1st 1869, sent to S. I.
- 334 *Smith's Inst* Large ovoid stone probably used as a nut-cracker.
From a tumulus near Vicksburg Miss. ✓
En. March 2^d 1869

335

An earthen vessel with
somewhat constricted brim
- the globular portion is
considerably contracted in
the middle - marked 270

From a tumulus near Vicksburg March 3^d 1889

Presented by Brig. Genl. E. Swift,
Surgeon U.S.A.

336

Fragment of Pottery
(marked 182 157 163 179 274)
153, 188, 158.

From a tumulus near
Vicksburg, Miss.

Presented by Brig. Genl. E. Swift,
Surgeon U.S.A.

337

Fragment of an earthen
ware vessel
204

March 3^d 1889.

Presented by Brig. Genl. E. Swift,
Surgeon U.S.A.

338

^{sides presenting a double convex}
Pebble smoothed on the
periphery - probably used
in games.
marked 206.

Mar. 3. 1889.

Presented by Brig. Genl. E. Swift,
Surgeon U.S.A.

339

Fragment of a large
earthen bowl.
(281-219-etc)

March 3^d 1889

Presented by Brig. Genl. E. Swift,
Surgeon U.S.A.

340

A large ^{irregular} fragment of
sand-stone (broken in two)
probably used for preparing
skins

March 3^d 1889.

Presented by Brig. General E. Swift,
Surgeon, U.S.A.

March 3^d 1889.

341. Two sand stone pipes -
8. 19.

Presented by Port. Brig.
General E. Swift.
Surgeon U.S.A.

Smith's Inst.

from tumulus near Vicksburg

En. March 3rd 1869.

342 A very small earthen vessel
(132)

Presented by Port. Brig.
General E. Swift.
Surgeon U.S.A.

Smith's Inst.

from tumulus near Vicksburg

Mar. 3rd 1869

343 Two pieces of
covered with lamin. of iron

Presented by Port. Brig.
General E. Swift.
Surgeon U.S.A.

Smith's Inst.

344 Indian Beans
used as food by the Dakota
Indians.

En. Mar. 3rd 1869.

¹⁸⁷⁰
Sent to Springfield Museum Oct. 21st
Sent to A. D. Sept. 30. 69.
From Act. Asst. Surg
J.P. Hachenberg U.S.A.
W. Randall Dakota
Mar 11. 69

Sent to Peabody Museum Cambridge Mass.
May 11. 1874
~~March 25. 1874~~

*Smith's Inst. -
Edw. S. Pk.*

345 Indian Hops from
Missouri River Bottom lands
Dakota Terr.

Sent to A. D. Sept. 30. 69.
From Act. Asst. Surg
J.P. Hachenberg
W. Randall Dakota
Mar 11. 69

Agnew's Dept.

346 "Kinickinic". The bark
of a red willow smoked by
the Dakota Indians

Sent to the A. D.
From Act. Asst. Surg Sept. 30. 69.
J.P. Hachenberg
W. Randall Dakota
Mar 11. 69

Agnew's Dept.

✓

347 <i>Smith's Inst</i>	A collection of Pebbles from "Lower Butte"; near St Randall, Dakota Terr	From Act Asst Surg G.P. Hachenberg W Randall Dakota
348 <i>Smith's Inst</i>	Lava Soils from the Mauvais Terres used by Ogallala squaw in dressing skins	mar 11. 69. Sent to S.F. Mar 18 From Act. Asst. Surg G.P. Hachenberg W Randall Dakota mar 11. 69. Sent to S.F. Mar 18
349 <i>Peabody</i>	1 Iron & 1 Horn Spoon from ^{Boule} Indian Grave near St Randall Dakota Terr. <u>Transferred to Peabody Museum</u> <u>Cambridge Mass. March 25, 1876.</u>	From Act. Asst Surg G.P. Hachenberg W Randall Dakota mar. 11. 69 Sent to S.F. Mar 18
350 <i>Peabody</i>	1 Knife from ^{Yankton} Indian Grave near St. Randall Dakota Terr. <u>Transferred to Peabody Museum</u> <u>March 25, 1876.</u>	From a. a. Surg G.P. Hachenberg W Randall Dakota mar 11. 69
351 <i>Peabody</i>	1 Hammer from ^{Ogallala} Indian grave near St Randall Dakota Terr <u>Transferred to Peabody Museum</u> <u>March 25, 1876.</u>	From a a Surg G.P. Hachenberg W Randall Dakota Mar 11. 69
352 <i>Peabody</i>	1 pair Scissors and 1 glass ball from grave of Ponka. Indian Squaw, near St Randall. <u>Transferred to Peabody Museum</u> <u>March 25, 1876.</u>	From a a Surg G.P. Hachenberg W Randall Dakota Mar 11. 69

353 Fossil from the Mauvais
Tenes.

Peabody Mus.

Transferred to Peabody Museum
March 25, 1876.

From A. A. Surg
J. P. Hackenberg
Waudall

C.

354 Two knife sheaths
wrought with beads.

for Scalp King
Mar. 11. 69

Sent to S.S.

Presented by
Act. Asst. Surgeon
A. J. Comfort,
Fort Wadsworth

Smiths Inst

C.

355 Bow, Bow Case Quiver
and Twenty Arrows.

Recd. Mar. 22 "1889. Sent to S.S.

Presented by
Act. Asst. Surgeon
A. J. Comfort,
Fort Wadsworth,

Smiths Inst

C.

356 Six scalp feathers

Recd. Mar. 22 "1889 Sent to S.S.

Presented by
Act. Asst. Surgeon
A. J. Comfort

Smiths Inst

C.

357 Two red clay pipes
with elaborately
carved stems

Recd Mar. 22. 1889. Sent to S.S.

Presented by
Act. Asst. Surgeon
A. J. Comfort

Smiths Inst

C.

358. Skins of three animals
highly ornamented and
converted into Tobacco
pouches etc.

Recd. Mar. 22 "1889 Sent to S.S.

Presented by
Act. Asst. Surgeon
A. J. Comfort

Smiths Inst

C.

(Lutra Canadensis)

Recd Mar. 22. 1889. Sent to S.S.

359.	Wood	Presented by Maj. Asst. Surgeon A. J. Comfort.
L.	Thirty-two (32) specimens of Fossil shells, Petrified wood, etc.	Recd. Mar. 22 ^d 1889. <i>Sent to S.I.</i> Presented by G. M. Sternburg, Asst. Surg. U.S.A.
361	Blanket manufactured by the Navajo Indians of New Mexico -	May 15 th 1889. Presented by Mr. J. Keyser, of Santa Fe, New Mexico. <u>Sent to the S.I.</u>
362	Bow, bow case & quiver and nine arrows. Arapahoe	June 5 th 1889. Presented by Asst. Surg. W. Lippincott, U.S. Army, <u>Sent to the S.I.</u>
363	Comanche Bow, bow- case, quiver and forty-two (42) arrows.	Recd. June 22 ^d 1889. Presented by Asst. Surg. W. Lippincott, U.S.A. <u>Sent to the S.I.</u>
364.	Bow, bow-case, quiver and 28 arrows of Satanta Chief of the Kiawas.	Recd. June 22 ^d 1889. Presented by Asst. Surg. W. Lippincott, U.S.A. <u>Sent to the S.I.</u>
L.		Recd. June 22 ^d 1889.

Smith's acctSmith's acctSmith's acctSmith's acctSmith's acctSmith's acct

The footing up for the S. G.'s annual Report for
1870 commences with No. 370.

365 Wishita Bow, bow-case
quiver and three arrows

Presented by Asst. Surgeon
H. Lippincott, U.S.A.

Smiths. dmt

366 Commanche Whip.

Recd June 22^d 189⁹ ^{to the S.F.} transferred
Presented by Asst. Surgeon
H. Lippincott, U.S. Army

Smiths. dmt

Sent to the S.F.

367 Cheyenne war-paint
bag.

Recd. June 22^d 1889
Presented by Asst.
Surgeon H. Lippincott
U.S.A.

Smiths. dmt

Sent to S.F.

368 Cheyenne finger rings

June 22^d 1889.
Presented by Asst.
Surgeon H. Lippincott.
U.S.A.

Smiths. dmt

Sent to the S.F.

369 Seven Iron arrow heads.

June 22^d - 1889.
Presented by Asst.
Surgeon H. Lippincott.

Smiths. dmt

Sent to the S.F.

370 Indian Tobacco-pipe
from mound about 40
miles from Mobile Ala.
bama.

June 22^d 1869 -
Presented by Asst.
Surgeon R. M. White,
U.S.A.

Smiths. dmt

Sent to S.F.

Recd July 3^d 1889. Ack.

371	A fragment of earthen pottery - shaped to represent a bird's head.	Presented by Assistant Surgeon R. M. White U.S.A.
<i>Smiths Inst</i>		Sent to S.I.
372	Sioux Indian burial Case	Recd July 3 rd 1889 Ack. Presented by Asst. Surg. Geo. M. Sternburg. U.S.A.
<i>Smiths Inst</i>	See history 204 Sec. 10.	Forwarded to the S. I. July 8 "1889.
373	Fossil Bones from near Fort McRae, N.M.	Presented by Wm B. Lyon. Acting Assistant Surgeon
<i>Smiths Inst</i>		Sent to the S. I.
374	See Sec. 10. 633. Scalp taken by an Assiniboine Indian, from the head of a Yanktonais fallen in battle.	July 15 "1889. Presented by Asst. Surg. Jas. P. Kimball, U.S.A.
<i>Smiths Inst</i>		Sent to the S. I.
375	Yanktonais Indian Rattle "Sioux Nation".	July 17. 1889. Presented by Asst. Surg. Jas. P. Kimball, U.S.A.
<i>Smiths Inst</i>		Sent to the S. I.
376	Specimens of Fossils	July 17. 1889. Presented by Bvt. Major Wm M. Watson Asst. Surgeon U.S.A.
<i>Smiths Inst</i>		Sent to the S. I.
		Oct 1889

Acknowledged.

377	Dress of an Aleutian Fisherman made from the intestines of the Seal. - consisting of a jacket with a hood.	Presented by Bvt. Col. A. H. Hoff, Asst Surgeon U.S.A. Sent to the S. I.
C.		Oct. 29. 1869.
378	Two pairs of "chopsticks" - implements use by the Indians about Sitka in taking their foods.	Presented by Bvt. Col. A. H. Hoff, Asst. Surgeon U.S.A. Sent to the S. I.
C.		Oct. 29. 1869.
379	Woman's hat - Nech Kow. used by Nez Percé Indians From Idaho Territory	Presented by Act. Asst. Surg. Edward Storrer, Fort Lapwai Idaho Ter. Sent to S. I.
C.		Recd. Nov. 11 1869.
380	Woman's belt Soma wish	Presented by A. A. Surg. Edward Storrer. Sent to S. I.
C.		Recd. Nov 11. 69
381	Sewing awl, Pesh Thread.	Presented by A. A. Surg. Edward Storrer. Sent to S. I.
C.		Recd. Nov. 11. 69.
382	Clay, or soap stone pipes 3	Presented by A. A. Surg. Edward Storrer. Sent to S. I.
C.		Recd. Nov. 11. 69.

Smiths. dmt

Smiths. dmt

Smiths. dmt

Smiths. dmt

Smiths. dmt

Smiths. dmt

<p>383 <i>Smiths. Inst.</i></p>	<p>Spear and arrow heads. Two flint, and one iron spear heads; and five flint or juster ^{one} arrow-heads. Used by Nez Perce Indians</p>	<p>Presented by Act. Asst. Surgeon Edwards Storrer, Fort Lapwai S. I. Idaho Territory Rec'd Nov. 11th 1869.</p>
<p>384 <i>Smiths. Inst.</i></p>	<p>Sack made from hemp and corn husks. Kakapah.</p>	<p>Presented by A. A. Surg. Storrer. S. I.</p>
<p>385 <i>Smiths. Inst.</i></p>	<p>Model of cradle - Texas</p>	<p>Rec'd Nov. 11th 69. Presented by A. A. Surg. Edwards Storrer. S. I.</p>
<p>386 <i>Smiths. Inst.</i></p>	<p>Three combs - Kakat.</p>	<p>Rec'd. Nov 11th 69. Presented by A. A. Surg. Edward Storrer. S. I.</p>
<p>387 <i>Smiths. Inst. Feb. 8. 84</i></p>	<p>Specimen of Camas prepared for winter use Sent to Springfield Museum Oct. 21st 1870. Sent to Peabody Museum Cambridge Mass May 11. 1874.</p>	<p>Rec'd. Nov. 11th 69. Presented by A. A. Surg. Edward Storrer Sent to A. Deft and S. I.</p>
<p>388 <i>Smiths. Inst. Feb. 8. 84</i></p>	<p>Sent to S. I. and A. D. Kousa used as food by the Nez Perce Indians</p>	<p>Rec'd Nov 11th 69. Presented by A. A. Surg. Edward Storrer. Sent to Springfield Museum Oct 21st 1870. Sent to Peabody Museum Cambridge, Mass May 11. 1874 Sent to A. Deft and S. I.</p>
<p><i>Smiths. Inst.</i></p>	<p>Sent to S. I. and A. D.</p>	<p>Rec'd. Nov. 11th 69.</p>

389	Kouse Braad used by Nez Percis Indians	Presented by Act. Asst. Surg. Edward Storrer Fort Lapwai, Idaho Territory
<i>Agri. Dept.</i>	<i>Sent to Springfield Museum</i>	<i>Sent to A. Dept. (S.S.)</i>
C	<i>Sent to S.S. and A.D. ^{March 15 1879}</i>	Recd Nov. 11 '69
390	Rope made of horse hair Okoke.	Presented by Act. Asst. Surg. Edward Storrer
<i>Smiths Dept.</i>	used by Nez Percis Indians.	<i>Sent to S.S.</i>
S		Recd Nov 11 '69.
391	Model of women's saddle with blanket etc. used From the Nez Percis Indians	Presented by Act. Asst. Surg. Edward Storrer
<i>Smiths Dept.</i>		<i>Sent to S.S.</i>
S		Recd Nov. 11 '69.
392	Salmon Eggs dried in the sun, prepared and used by the Cascade or Tum wotta Indians for winter use	Presented by Surgeon Jas. T. Ghiselin, U.S.A. Dept of the Columbia Portland, Oregon
<i>Smiths Dept.</i>		<i>Sent to S.S. at A Dept</i>
C	<i>Sent to the S.S. and A.D.</i>	Recd Nov 11 '69.
393	Cascade Indian wedding hat.	Presented by Surgeon Jas. T. Ghiselin, U.S.A.
<i>Smiths Dept.</i>		<i>Sent to S.S.</i>
C		Recd. Nov. 11 '69.
394	Cascade Indian Berry Basket.	Presented by Surgeon Jas. T. Ghiselin, U.S.A.
<i>Smiths Dept.</i>		<i>Sent to S.S.</i>
C		Recd. Nov. 11 '69.

395	Riding whip used by "Eagle of the Sight" Chief of the Nez Percis Indians	Presented by Surgeon Jat. J. Ghiselin, U.S.A. Dept. of the Columbia Portland Oregon Sent to S.S.
396	Bow- Bow Case, quiver and seven arrows of the Flat Head Indians in the vicinity of Fort Colville W.T.	Rec'd. Nov. 11 '69. Presented by Surgeon Jat. J. Ghiselin, U.S.A. " " Sent to S.S.
397	Bow Bow Case Quiver and five arrows ^{and 4} flint-arrow heads.	Rec'd. Nov 11 '69 Presented by Surgeon C Wagner U.S.A. Fort Boise Idaho Territory Sent to S.S.
398	Basket scoop used in cooking by Snake Indians of Idaho Ter.	Rec'd Nov 11 '69 Presented by Hospital Steward Edward Lyons U.S.A. Sent to S.S.
399	Bow and eight arrows Captured by Capt J B Sinclair 23 rd July in conflict with Eagle Eyes Band of Snake Indians	Rec'd Nov. 11 '69. Presented by Hospital Steward. Edward Lyons. " " Sent to S.S.
400	Bow- bow case quiver and thirteen arrows. of Pit River Indians North California	July 1868 Weber Mts Idaho Ter. Rec'd Nov. 11 '69. Presented by Asst. Surge. R. Powell U.S.A. Camp Warner, Oregon Sent to S.S.
		Rec'd. Nov. 11 '69

401.	Bow bow-case, quiver and thirty two arrows. from Snake Indians	Presented by Asst. Surg. P. Moffatt Camp Harney, Oregon. Sent to S.S.
S		Recd. Nov. 11 '69
402	Comb from the Malheur River and Stein's Mountain Indians Oregon	Presented by Asst. Surg. P. Moffatt. " " Sent to S.S.
S		Recd. Nov 11 '69
403	Indian Paint bag.	Presented by Asst. Surg. P. Moffatt. " " Sent to S.S.
S		Recd. Nov. 11 '69
404	Beads worn by the Indians of the Malheur and Stein's Mountains.	Presented by Asst. Surg. P. Moffatt. " " Sent to S.S.
S		Recd. Nov. 11 '69
405	Hat from the Indians of the lower Klamath and Trinity Rivers.	Presented by Asst. Surg. P. Moffatt. " " Sent to S.S.
S		Recd. Nov 11 '69.
406	Fire Stick from the Snake Indians	Presented by Asst. Surg. P. Moffatt. " " Sent to S.S.
S		Recd. Nov. 11 '69.

407	<p>Rude cakes made from the bulbs of the Kansas' used by Oregon Indians sent to S. J. & A. D.</p>	<p>Presented by Asst. Surg. P. Moffatt, sent to S. J. & A. D. Camp Steamer Oregon Recd Nov 11 '69.</p>
408	<p>Bulbs of "Kouse" used by the Oregon Indians to make cakes sent to A. D.</p>	<p>Presented by Asst. Surg. P. Moffatt N.S.A. sent to A. D. Dept</p>
409	<p>Rude cake made by the Oregon Indians from a species of berry</p>	<p>Presented by Asst. Surg. P. Moffatt. N.S.A. sent to A. D. Dept</p>
410	<p>Species of seeds collected by the Snake & Pi Ute Indians. These seeds are first coated by being shaken with live coals then triturated between stones. This reduced to powder is mixed with pulverized crickets</p>	<p>Presented by Asst. Surg. P. Moffatt. N.S.A. sent to the Agricul. Dept. [and other articles and used as food.]</p>
411	<p>Pulverized crickets used as described in the preceding specimen sent to the Agricultural Department.</p>	<p>Presented by Asst. Surg. P. Moffatt. N.S.A. sent to A. D. Dept</p>
412	<p>Bones found six feet from the surface in a shell mound under the root of a Fir tree 4 1/2 feet in diameter</p>	<p>Presented by Asst. Surg. W. E. Whitehead. sent to S. J. & A. D. Recd Nov 11 '69.</p>

Smiths. Dept

Agricult. Dept

Agricult. Dept

Agricult. Dept

Agricult. Dept

Smiths. Dept

Acknowledged

413	Specimens of "Kaniass"	Presented by Asst. Surg. W. E. Whitehead U.S.A. Sent to A Dept
<i>Agriculture Dept</i>	Sent to the Agric. Dept.	
8		Recd. Nov. 11 '69.
414	Petrified wood	Presented by Asst. Surg. W. E. Whitehead U.S.A. Sent to S.S.
<i>Smiths. Dept</i>	Sent to S.S.	
8		Recd. Nov. 11 '69.
415	Spoon from an Indian grave, found on shore of Baker's Bay Wash. Ter. Sent to S.S.	Presented by Asst. Surg. W. E. Whitehead U.S.A. Sent to S.S.
<i>Smiths. Dept</i>		
8		Recd. Nov. 11 '69.
416	Herbs used by the coast Indians as a counter irritant and expectorant. Sent to the A. D.	Presented by Asst. Surg. W. E. Whitehead U.S.A. Sent to A Dept
<i>Agriculture Dept</i>		
8		Recd. Nov. 11 '69.
417	Skin of a Fish Otter	Presented by Surgeon Jas T Ghieselin U.S.A. Dept of the Columbia Portland Oregon Sent to S.S.
<i>Smiths. Dept</i>		
8		Recd. Nov. 11 '69.
418	Pair Moccasins	Presented by Surgeon Jas T Ghieselin U.S.A., Dept of the Columbia Portland Oregon Sent to S.S.
<i>Smiths. Dept</i>		
8		Recd. Nov. 11 '69.

419	Indian Drum and stick (Sissiton Dakota)	Presented by Asst. Surg. W. H. Gardner, N.S.A. Sent to S.S.
C		Recd Nov 11 69.
420	Dakota Medicine Bag, made from the skin of a Fortal Rocky Mountain Sheep.	Presented by Asst. Surg. W. H. Gardner, N.S.A. Sent to S.S.
C		Recd. Nov. 11. 69
421	Dakota War Bow bow-case, ^{quiver} and six arrows. Co'ank, Sissiton Dakota.	Presented by Asst. Surg. W. H. Gardner, N.S.A. Sent to S.S.
C		Recd Nov. 11. 69
422	Ornamented Dakota Saddle	Presented by Asst Surg. W. H. Gardner, N.S.A. Sent to S.S.
C		Recd. Nov. 11. 69
423	Chippewa War bow, bow-case, ^{quiver} and nine arrows	Presented by Asst Surg. W. H. Gardner, N.S.A. Sent to S.S.
C		Recd Nov 11 69.
424	Dakota Instrument for Cleaning Buffalo Hide. Made from the antler of an Elk.	Presented by Asst. Surg. W. H. Gardner, N.S.A. Sent to S.S.
C		Recd Nov 11. 69.

425 Pipes, made from Red pipe stone by Sshake Sissiton Dakota. Presented by Asst. Surg. W. H. Gardner, U.S.A.

Smith's Inst.

Sent to S.S.

Recd. Nov. 11 '69.

426 Three Indian Arrow heads found on the bank of the Mississippi River, in Desha Co. Ark. Presented by C. C. Byrum.

Smith's Inst.

Sent to S.S.

Recd Nov. 13 '69.

427 Fragments of earthen ware, from Choctaw mound. Presented by Act. Asst. Surg. R. M. Reynolds.

Smith's Inst.

Sent to S.S.

Dec 9. 1869. Ack

428 Arrow heads, from Creek mound. Presented by Act. Asst. Surgeon R. M. Reynolds.

Smith's Inst.

Sent to S.S.

Dec 9. 1869. Ack

429 2 Flint teeth, wrapped to the pine great pine leaves. Presented by Dr. J. S. Bailey's custody U.S.A.

Smith's Inst.

Sent to Smithsonian
 Recd. Feb. 5. 1870.

430 Bow, quiver and arrows. Presented by Asst. Surg. B. R. Johnston of Ft. Barr, Texas, Box Care, and 6 arrows sent to Blackmore Museum, Oct 14. 1870.

Probably Apache from the Blackmore Museum

Presented by Asst. Surg. B. R. Johnston of Ft. Barr, Texas, Box Care, and 6 arrows sent to Blackmore Museum, Oct 14. 1870.

7 arrows received for exchange.

Probably from Asst. Surg. Johnston of Ft. Barr, Texas, February, 1870.

This and the three following specimens were received from Fort Lyon, C.T. without letter or list. Sorrow sent to Springfield Museum Oct. 21. 1870.

No letter of transmittal or invoice accompanied the specimens. In October they were transferred to the Smithsonian and other Museums.

431. Lance point (iron)
from Sand Creek massacre, 25 1/2 miles
in length.
From Ft. Lyon, Colorado.

Transferred to the Smithsonian
Institution October 14, 1870.

~~Sent to S.I.~~

Presented by Asst Surg. H.R. Bolton
~~Probably from Asst. Surg. H.R. Bolton~~
~~U.S.A.~~

Eohannsson

432 Three stone war club heads
found on the Sand Creek massacre
ground.
From Ft. Lyon, Colorado.

Presented by Asst. Surg. H.R.
~~Sent to S.I. Bolton U.S.A.~~

2 sent to Smithsonian and
* 1 to the Blackmore Museum
Oct 14, 1870

* Sent to Peabody Museum
Cambridge Mass. March 25, 1876

~~Probably from Asst. Surg. H.R. Bolton U.S.A.~~

433 Two curved ~~horn~~ bone scrapers
for instruments, dressing skins
From Ft. Lyon, Colorado.

Presented by A. Surg. H.R. Bolton
U.S.A. 1 sent to Smithsonian
+ " " Blackmore Museum.

~~Sent to S.I. Oct 14, 1870.~~

Smiths Inst. Peabody

Transferred to Peabody Museum Cambridge Mass.
March 25, 1876

~~Probably from Asst. Surg. H.R. Bolton U.S.A.~~
Act. Asst. Surg. George

434 Molar tooth of an
Fossil Elephant

Presented by De Rice

Transferred to the S.I. Feby 14/70

Smiths Inst.

435 Petrified Vertebra
of a whale

Presented by De Rice
Acting Assistant Surgeon George

Transferred to the S.I. Feby 14/70

Smiths Inst.

436 Petrified portion of
a whale's rib

Presented by De Rice
Act. Asst. Surg. George

Transferred to the S.I. Feby 14/70

Smiths Inst.

S

437 Petrifid Humerus of a whale. Presented by ^{Acting Assistant Surgeon George} Rice

Smith's Inst

Transferred to the S. I. Feb. 14/70

9

438 Nine curved spoons, used by Alaska Indians

Smith's Inst

Apparently made from horns of

Transferred to the S. I. Feb. 14/70

9

439 6 Pipes, carved, used by Alaska Indians.

Smith's Inst

Transferred to the S. I. Feb. 14/70

9

440 1 Carved instrument, used by Alaska Indians

Smith's Inst.

Transferred to the S. I. Feb. 14/70

9

441 6 Dolls or Toys, from Alaska,

Smith's Inst

Transferred to the S. I. Feb. 14/70

9

442 Two hooks used by the Alaska Indians for suspending game.

Smith's Inst

Transferred to the S. I. Feb. 14/70

9

443

A string upon which a variety of instruments are suspended, from Alaska.

Smiths. Inst.

Transferred to the S.I. Feb'y 14/70

B.

444

Group of small articles, Toys &c. from Alaska

Smiths. Inst.

Transferred to the S.I. Feb'y 14/70

B.

445

2 Knives, used by Alaska Indians.

Smiths. Inst.

Transferred to the S.I. Feb'y 14/70

B.

446

Loop of coarse rope, with bone slide, from Alaska.

Smiths. Inst.

Transferred to the S.I. Feb'y 14/70

B.

447

Two pouches ornamented by Alaska Indians

Smiths. Inst.

Transferred to the S.I. Feb'y 14/70

B.

448.

Deer skin pouch containing sticks, which are probably used by the Alaska Indians in playing a game.

Smiths. Inst.

Transferred to the S.I. Feb'y 14/70

B.

449 Saddle (?) from Alaska

Smith's dmt

Transferred to the S.I. Feby 14/70

8

450 Eleven wooden utensils
carved out by Alaska
Indians.

Smith's dmt

Transferred to the S.I. Feby 14/70

8

451 One deer skin girdle, orna-
mented with bells, thimbles &c.
From Alaska.

Smith's dmt

Transferred to the S.I. Feby 14/70

8

452 One deer skin jacket or-
namented with Chinese coin
from Alaska.

Smith's dmt

Transferred to the S.I. Feby 14/70

8

453 Toy House. from Alaska

Smith's dmt

Transferred to the S.I. Feby 14/70

8

454 Four Rattles, Toys to amuse
children, from Alaska

Smith's dmt

S.I.

V

455	<p><i>Smiths. Inst</i></p> <p>Flinch spear head, found near the Double Mountain in W. Texas. The arrow head sometimes could not be found.</p>	<p>Presented by Asst Surg H. McElderry U.S. Army</p> <p>Transferred to the S.I. March 7/70</p>
456	<p><i>Smiths. Inst</i></p> <p>Lot of geological specimens or paleontological</p>	<p>Presented by Asst. Surg H. McElderry U.S. Army</p> <p>Transferred to the S.I. March 7/70</p>
B	<p>See letter Book</p>	
457	<p><i>Smiths. Inst</i></p> <p>Lot fossils, Petrified wood etc. from Colorado Territory</p>	<p>Presented by Surgeon C. H. Allen U.S.A.</p> <p>Trans to the S.I. June 23/70</p>
458	<p><i>Smiths. Inst</i></p> <p>Tinaja made by Pueblo Indians at Luni.</p>	<p>Presented by Asst. Surg. R. S. Vickery U.S.A.</p> <p>Sent to the S.I. June 29/70</p>
459	<p><i>Smiths. Inst</i></p> <p>Dish made by Pueblo Indians at Moque, A.T.</p>	<p>do</p> <p>Sent to the S.I.</p>
460	<p><i>Smiths. Inst</i></p> <p>Navajo Bow covered with sinew -</p>	<p>do.</p> <p>Sent to the S.I.</p>

A. B.

The putting up for the next Annual Report of the
Ayres General will commence with No. 464

- 461 6 Navajo arrows. Presented by
Asst. Surg. R.S. Vickery
U.S.A.
sent to the S.I.
- 462 An Apache arrow
(Coyotero) red shaft
flint head do.
sent to the S.I.
- 463 Apache (Mesquero) Bow
Quiver and bow case
of deer skin containing
Navajo and ^{Apache} Indian arrows Presented by Capt. Skov.
Jno E. McGowan,
U.S.A.
sent to the S.I.
- 464 Two (2) specimens of
Phalax impudicus
Collected in Rock
Cr. Valley, D.C. June 29 '70.
Presented by
Asst. Surg. Gen. A. Ohio
U.S.A.
Sent to the Agricultural Dept.
July 12 " 1870
- 465 A box of Chinese medicine,
consisting of six pills, and
a written communication in
the Chinese language. Presented by Asst. Surg.
J. Billings U.S.A.
- 466 Two Indian utensils
found 6 ft. below level
of officer's quarters at
Newport Barracks, Kentucky Rec. and Ack. Sept. 1. 1870.
Presented by
Surgeon G. Perin,
U.S.A.
Sent to the S.I.
Rec. Sept 12. 70

Smith's Inst

Smith's Inst

Smith's Inst

Smith's Dept

Smith's Inst

467	<p><i>Smith. Dept</i></p> <p>Buffetted Stones found on Yerba Buena Island, San Francisco Harbor, Cal.</p>	<p>Presented by Asst Surg Edwin Bentley, USA.</p> <p>Transferred to Smithsonian Rec^d Sept 28, 1870. & ack</p>
468	<p><i>Smith. Dept</i></p> <p>A tin ball which was attached to the flag staff at the National Cemetery Staunton Va. and was struck by lightning Sunday July 28th 1867. at 4 P.M. and thrown a distance of 500 feet from the staff</p>	<p>Presented by Bot. Lt. Col. James M. Moore. D. M. USA.</p> <p>Sent to the S. A. Oct. 18th 1870</p> <p>Rec. in Museum Oct. 18th 1870.</p>
469	<p><i>Dr. Craig</i></p> <p>A narcotic drink of the Mohave Indians. Dr. E. Palmer.</p>	<p>Received from the Agricultural Department.</p> <p>Turned over to Dr. Craig for analysis Oct. 18th 1870</p> <p>Rec. and ack. Oct. 18th 1870.</p>
470	<p><i>Smith. Dept</i></p> <p>Fragments of Mastodon's Tusks.</p>	<p>Received from the Agricultural Department.</p> <p>Sent to the S. A. Oct. 18th 1870.</p> <p>Rec. and ack. Oct. 18th 1870.</p>
471.	<p><i>Smith. Dept</i></p> <p>A set of Fossils collected along the line of the Union Pacific R.R. W.T. (62 specimens) <u>Transferred to S.A. Nov. 30th 1870</u></p>	<p>Contributed by Asst. Surg. J.B. Girard USA.</p> <p>Rec. Nov. 30th 1870.</p>
472	<p><i>Agri. Dept</i></p> <p>A Beetle sent from near Fort Concho Texas.</p> <p><u>Transferred to Agricultural Department Nov. 30th 1870.</u></p>	<p>Presented by Asst. Surg. Wm M Watson.</p> <p>Rec. Nov. 30th 1870.</p>

473	Ten specimens of deformed horns and hoofs of Buffalo Mountain Sheep etc.	Obtained by exchange from the Smithsonian Institution.
Entomological No 1 Zoology	Presented to the Smithsonian Institution by Dr Hayden.	Presented to Prof. Rufus W. Henshaw Cambridge Mass. May 17 1869.
474	Tarantula and Centipedes from Kansas.	Collected by Hospital Steward T. B. Floyd
Entomological No 2 Agriculture Dept.		Presented to the Agricultural Dept. June 26 1869.
475	Tarantula and Centipedes from Texas.	Collected by Spt. Surg. G. J. White USA.
Entomological No 3 Agriculture Dept.		Presented to the Agricultural Dept. June 26 1869.
476	Insects from Texas.	Collected by Spt. Surg. Henry M. Eldredg USA.
Entomological No 4 Agriculture Dept.		Presented to the Agricultural Dept. June 26 1869.
477	Grasshoppers, etc. from Buffalo Springs Texas	Collected by Act. Spt. Surg. B. B. Miles.
Entomological No 5 Agriculture Dept.		Presented to the Agricultural Dept. June 26 1869.
478	Insects from near Fort McKee New Mexico.	Collected by Act. Spt. Surg. W. B. Lyons.
Entomological No 6 Agriculture Dept.		Sent to the Agricultural Dept. July 1 1869. Rec. July 1869.

479	Grasshoppers and other Insects.	Collected by Asst. Asst. Surg. G. P. Hackenburg Sent to the Agricultural Dept. July 20 th 1869.
Entomological no 7 Agmink Dept		
E		Rec. June 1869.
480	Fossil bones: portion of vertebrae, of a rib, of bones of the extremities, and teeth	Presented by Surgeon G. H. Alden M.A. Fort D. A. Russell N.A. Sent to the S.A. Aug. 21 st 1869.
Entomological no 8 Smiths Dept		
E		Rec. Aug. 4 th 1869.
481	Blind Spider.	Presented by Dr. A. V. Chalmers M. S. K. M.A. St. Louis Mo.
Entomological no 9 Agmink Dept		Sent to the Agricultural Dept. same date.
E		Rec. Aug. 7 th 1869.
482	Pelts of flying squirrels. male and female	Presented by Asst. Surg. W. E. Whitehead M.A. Army.
Entomological no 10 Smiths Dept		Sent to the S.A. Nov. 23 rd 1869.
E		Rec. Nov. 11 th 1869.
483	Diver Duck or Shag. (roosts in trees)	Presented by Asst. Surg. W. E. Whitehead M.A. Army. Sent to the S.A. Nov. 23 rd 1869.
Entomological no 11 Smiths Dept		
E		Rec. Nov. 11 th 1869.
484	Sandwiling (four)	Presented by Asst. Surg. W. E. Whitehead M.A. Army. Sent to the S.A. Nov. 23 rd 1869.
Entomological no 12 Smiths Dept		
E.		Rec. Nov. 11 th 1869.

485	Portion of tooth of a mastodon found in an excavation near Vicksburg Mississippi 1868.	Presented by Dr A Kelley Mayor of Vicksburg Miss. Sent to the S. A. Nov. 23 rd 1870.
C.		Nov. 23 rd 1870.
486	Three Tarantulas.	
Entomological No 14 <i>Smith's Dept</i>		Sent to the Agricultural Department.
C.		Rec. Feb. 9 th 1870.
487	Three Centipedes	
Entomological No <i>Smith's Dept</i>		Sent to the Agricultural Department.
C.		Rec. Feb. 9 1870
488	Centipede, leech and worm from scelerous tissues of an otter	
Entomological <i>Smith's Dept</i> No 16		Sent to the Agricultural Department.
C.		Rec. Feb. 9 th 1870.
489	Three Tarantulas	
Entomological <i>Smith's Dept</i> No 17		Presented by Spt. Surg R. S. Wickery N.Y.
C.		Sent to the agricultural Dept.
490	Specimens of Dakota turnips or Pomme Blanche	
Entomological <i>Smith's Dept</i> No 18		Rec. June 29 th 1870.
C.		sent to agricultural Dept. Sept 30 th 1869.
		Rec. Sept. 30 th 1870.

491

Various specimens of Berries
and Esculents.Entomological
No 19
Agric. Dept

Sent to the Agricultural Bureau.

C

Rec. Nov. 12th 1869.

492

Medical Plants from
Oregon.Entomological
No 20
Agric. Dept

Sent to the Agricultural Bureau.

C

493

Fir wood from Alaska

Entomological
No 21
Agric. DeptRec. May 11th 1870. sent to Agr. Dept.

C

494

A large
collected by Dr Palmer in
Arizona TerritoryEntomological
No 22
Agric. Dept

Sent to the Agricultural Dept.

C

495

Specimens of Coleoptera
Lepidoptera &c.Entomological
No 23
Agric. Dept

Sent to the Agricultural Bureau.

C

496

Three Tarantulas, and two
wasps - mud daubers
(Pompilus for mosus)Entomological
No 24
Agric. DeptPresented by Asst Surg H R Brown
Alfarming.
One Tarantula transferred to the
Springfield Nov. 3rd 1870.
Rec. in 1868. Cat. Nov. 3rd 1870.

V

X

497	Four Centipedes.	Presented by Asst Surg A.R. Wilton Vf Army.
<i>Entomological No 25 Springfield Museum</i>		Transferred to the Springfield Museum Nov. 25 1870.
C		Rec. in 1868. Catalogued Nov. 3 1870.
498	Leech from "Smoky River" near Fort Harker Kansas.	Presented by Asst Surg A.R. Wilton Vf Army.
<i>Entomological No 23 Peabody</i>	May 7 1864. Centipede from Sand Creek Kansas May 25 1864 Worm found in the cellular tissues of an Otter	
499	A deformed hoof.	Rec. in 1868 Catalogued Nov. 3 1870. Received from the Smithsonian Institution Jan. 3 1867.
<i>Entomological No 21 Peabody Museum.</i>		Sent to Peabody Museum, Cambridge, Mass. May 11. 1874
C		Rec. 1867. catalogued Nov. 3 1870.
500	A hair ball taken from the stomach of a fat ox slaughtered for the Paducah (Ky) market	Presented by the Smithsoni- an Institution.
<i>Peabody</i>		Transferred to the ^{Peabody} Springfield Museum ^{Cambridge} Dec. 7 1870. March 1871
C		Rec. Dec. 1 1870.
501	6 Clay pipe from a burial place near Ft Wayne Ind	Presented by Surg B. J. Irwin, USA.
<i>Smiths Smt</i>		Rec Jan 13. 1871 Sent to Smithsonian
C		
502	7 Stone Hatchet	Presented by Surgeon B. J. Irwin U.S.A.
<i>Smiths Smt</i>		Sent to S. I. Jan. 14 1871. Rec. Jan. 13 1871.
C		

503	8	Lance Head of Buffalo Rib	Presented by Surgeon B. J. O. Drwin M.D.
<i>Smiths. Inst.</i>			<u>Sent to S. A. Jan. 14 1871.</u> Rec. Jan. 13 1871.
504	9	Arrow Head	Presented by Surgeon B. J. O. Drwin M.D.
<i>Smiths. Inst.</i>			<u>Sent to S. A. Jan. 14 1871</u> Rec. Jan. 13 1871
505	10 + 11	Bare Lance Heads.	Presented by Surgeon B. J. O. Drwin. M.D.
<i>Smiths. Inst.</i>			<u>Sent to S. A. Jan. 14 1871.</u> Rec. Jan. 13 1871.
506	27	Pottery from St. Wayne Indian Cemetery Sample sent to Peabody Museum <u>Cambridge Mass. March 25, 1871</u>	Presented by Surgeon B. J. O. Drwin M.D.
<i>Smiths. Inst.</i>			<u>Sent to S. A. Jan. 14 1871</u> Rec. Jan. 13 1871.
507	15, 16, 20#	Horns from an Indian Cemetery	Presented by Surgeon B. J. O. Drwin. M.D.
<i>Smiths. Inst.</i>			<u>Sent to S. A. Jan. 14 1871.</u> Rec. Jan. 13 1871.
508	30	Stone Hammer from Chilicauha mountains, Arizona Jan believed to be Apache.	Presented by Surgeon B. J. O. Drwin M.D.
<i>Smiths. Inst.</i>			<u>Sent to S. A. Jan. 14 1871</u> Rec. Jan. 13 1871. S. O.

509	29	Mineral from Vicinity of W. Wayne Ind	Presented by Surg. B. J. D. Irwin M.A.
			<u>Sent to the S.A. Jan. 14 1871.</u> Rec. Jan. 13 1871
510	21	Mussel shell	Presented by Surgeon B. J. D. Irwin M.A.
		V	Rec. Jan. 13 1871
511	22	Silvaus Root.	Presented by Surgeon B. J. D. Irwin M.A.
		V	Rec. Jan. 13 1871
512	12. 13 + 14	Bone Lance Heads near Fort Wayne	Presented by Surgeon B. J. D. Irwin M.A.
		V	Rec. Jan. 13 1871
513	17. 18 + 19	Hornes from Ft. Wayne Indian Cemetery.	Presented by Surgeon B. J. D. Irwin M.A.
		V	Rec. Jan. 13 1871.
514	24. 25 + 26	Pottery from <u>Fort</u> Wayne, Indian Cemetery,	Presented by Surgeon B. J. D. Irwin M.A.
		V	<u>Sent to Reabody Museum Cambridge</u> <u>Mass. March 25, 1876.</u> Rec. Jan. 13 1871.

Smith's Inst.

Discarded

Discarded

*Smith's Inst.
Febury 8. 84*

*Smith's Inst.
Febury 8. 84*

Reabody Mus

515	39	Ferruginous nodule from the plains.	Presented by Surgeon B.W. Irwin M.A.
<i>Discarded</i>	✓		Rec. Jan. 13 th 1841.
516		Horn Spoon.	Contributed by Act. Surg. A. D. Comfort.
<i>Smiths. Inst</i>			Sent to S.P. Jan. 23 rd 1841.
			Rec. Jan. 23 rd 1841.
517		2 Cupping Horns	Contributed by Act. Asst. Surgeon A. D. Comfort
<i>Smiths. Inst</i>			One sent to S.P. Jan. 23 rd 1841.
			Rec. Jan. 23 rd 1841.
518		Indian Head Dress	do Sent to S.P. Jan. 23 rd 1841.
<i>Smiths. Inst</i>			
519		Skin of Bay Lynx	do Sent to S.P. Jan. 23 rd 1841.
<i>Smiths. Inst</i>			
520		Chips from a Beaver Dam	do Sent to S.P. Jan. 23 rd 1841.
<i>Smiths. Inst</i>			

521

Smiths. Inst.

Bone Whistle
(Humerus of a Swan)

Contributed by Act. Asst. Surgeon A. I. Comfort. U.S.A.

Sent to S. I. Jan. 23. 1841.

Rec. Jan. 23 1841.

39

Q

522

Smiths. Inst.
Feb. 8. 1841.

Wahintka mitte
two blades -
(Skin scraper)

Contributed by Act. Asst. Surgeon A. I. Comfort. U.S.A.

Sent to Peabody Museum Cambridge

Rec. Jan. 23 1841. ^{map.} March 25 1841

V

523

Smiths. Inst.

Piece of cancellated bone
used in dressing skins.

Contributed by Act. Asst. Surgeon A. I. Comfort.

Sent to S. I. Jan. 23 1841.

Rec. Jan. 23 1841

Q

524

Smiths. Inst.
Peabody Mus.

Wampum

Contributed by Act. Asst. Surgeon A. I. Comfort U.S.A.

1 string sent to Peabody Museum, Cambridge ^{map.} May 11, 1841

2 strings sent to S. I. Jan 23 1841.

Rec. Jan. 23 1841.

Q

30

525

Smiths. Inst.

Paint Bag

Contributed by Act. Asst. Surg. A. I. Comfort. U.S.A.

Sent to S. I. Jan. 23 1841.

Rec. Jan. 23 1841.

39

Q

526

Smiths. Inst.

1 pr Moccasins

Contributed by Act. Asst. Surg. A. I. Comfort. U.S.A.

Sent to S. I. Jan. 23 1841

Rec. Jan. 23 1841.

39

Q

527

1 Bead worked Bag

Contributed by Act. Asst. Surg.
A. P. Comfort. U.S.A.

Smiths Inst

Sent to the S.P. Jan. 23 1871.

59

Rec. Jan. 23. 1871.

C

528

1 Rteels covered with bead-
works

Contributed by Act. Asst.
Surg. A. P. Comfort. U.S.A.

Smiths Inst

Sent to the S.P. Jan. 23. 1871.

59

Rec. Jan. 23 1871.

C

529

One Pouch.

Contributed by Act. Asst.
Surg. A. P. Comfort. U.S.A.

Smiths Inst

Sent to the S.P. Jan. 23 1871.

59

Rec. Jan. 23 1871.

C

530

Chinese Medicine

Supposed to have been seized
at the Custom House San.

Rec. from San Francisco March 23.

Francisco Cal. Some of the

1871. and the following 41 rec. from
same place.

Chinese Physicians were inter-
viewed to disclose their nature and
properties, but declined to give
any information concerning them.

Samples sent to Agricultural
Department

*Memoranda on
file*

531

Chinese Medicine

Samples sent to Agricultural
Department

(2) ✓

Rec. March 23. 1871.

532

Chinese Medicine

(3) ✓

do

533

Chinese medicine.

(4) ✓

Sample sent to Agricultural Department

534.

Chinese medicine.

(5) ✓

do.)

535.

Chinese medicine.

(6) ✓

do.

536

Chinese medicine

(7) ✓

do.

537.

Chinese medicine.

(8) ✓

do.

538

Chinese medicine

(9) ✓

do.

539 Chinese Medicine.

(10) ✓

Sample sent to Agricultural Department.

540 Chinese Medicine

(11.) ✓

do.

541 Chinese Medicine.

(12.) ✓

do.

542 Chinese Medicine

(13.) ✓

do.

543 Chinese Medicine

(14) ✓

do.

544 Chinese Medicine

(15) ✓

do.

545 Chinese Medicine Sample sent to Agricultural Department.

(16.) ✓

546 Chinese Medicine Rec. March 23. 1871. Sample sent to Agricultural Department.

(17.) ✓

547 Chinese Medicine Sample rec.

(18.) ✓

548 Chinese Medicine do

(19) ✓

549 Chinese Medicine Sample sent to the Smithsonian Institution

Lizard used for external application

(20.) ✓

550 Chinese Medicine Rec. March Sample sent to Agricultural Department

(21.) ✓

do.

551 Chinese Medicine Sample sent to the Agricultural Department.

(22.) ✓

552 Chinese Medicine

Rec. March 23. 1871.

(23.) ✓

553 Chinese Medicine

do.

(24.) ✓

554 Chinese Medicine

do.

(25.) ✓

555 Chinese Medicine

Rec. from San Francisco March 23. 1871.

(26.) ✓

556 Chinese Medicine

do

(27.) ✓

do

557

Chinese Medicine

(28) ✓

Rec. from San Francisco March 23, 1904

558

Chinese Medicine

(29) ✓

do

559

Chinese Medicine

(30) ✓

do

560

Chinese Medicine

(31) ✓

do

561

Chinese Medicine

(32) ✓

do

562

Chinese Medicine

(33) ✓

do

563	Chinese Medicine	
	(34)	
	✓	Rec. from San Francisco Cal
564	Chinese Medicine	March 23. 1871
	(35)	
	✓	do
565	Chinese Medicine	
	(36)	
	✓	do
566	Chinese Medicine	
	(37)	
	✓	do
567	Chinese Medicine	
	(38.)	
	✓	
568	Chinese Medicine	
	(38.)	
	✓	do

(Faint handwritten text)

(174)

(Faint handwritten text)

(175)

(Faint handwritten text)

(176)

(Faint handwritten text)

Noted by T. Haviland
12-11-48
Chief, Museum Operations.

(Faint handwritten text)

(177)

(Faint handwritten text)

(178)

(Faint handwritten text)

569 Chinese medicine

(40)

✓

Rec. from San Francisco Cal.
March 23. 1871

570 Chinese medicine

(41)

✓

Rec. from San Francisco Cal.
March 23. 1871

571 Chinese medicine

(42)

✓

Rec. from San Francisco Cal.
March 23. 1871.

572 Photograph of a corn-cob resembling the human hand, accompanying letter turned over to Mr Haviland, and ~~Sp. to~~ Morell. A.M.M.

~~Discarded~~

Presented by J. J. Knott, Griffin Ga.

Rec. April 10. 1871.

573 A box with Indian arrow heads, showing the depth of perforation in hard wood, oak and ash. ^{Old coin} from coast of Corpus Christie presented to Prof Schaphirk by Dr. Ols (mounted with 574)

Presented by Aft. Surg. Wm. M. Watson Post Hospt. Fort Concha Texas.

Rec. April 20. 1871. ack.

574 Arrow used in an attack on a stage. does not appear to be a war arrow.

Presented by Aft. Surg. Wm. M. Watson Post Hospt. Fort Concha Texas.

(573 and 575 are mounted with this specimen)

Rec. Apl. 20. 1871. ack.

575. ✓	Standard of stage showing the perforating power of the bow and arrow. (Mounted with 574)	Presented by Aft. Surg. W ^m M. Notson, U.S. Army. Post Hospit. Fort Concho Texas.
	V mounted with 574	Rec. April 20. 1871. ack.
576 <i>Smiths. Inst</i>	An Indian letter, supposed to be instructions from one marauding party ^(red) to another (the black). <u>Transferred to S.I.</u> May 15 th April	Presented by Aft. Surg. W ^m M. Notson, U.S. Army. Post Hospit. Fort Concho Texas. Rec. April 20. 1871. ack.
577. <i>Dr. Woodward</i>	Bezas, from Texan Steer <u>Transferred to Dr Woodward</u>	Presented by Aft. Surg. W ^m M. Notson, U.S. Army. Fort Concho Texas. Rec. April 20. 1871.
578 <i>Smiths. Inst</i>	A pack of Indian playing cards, painted on parchment. <u>Transferred to S.I.</u> May 25 th 1871.	Presented by Aft. Surg. Justin E. Mason U.S.A. Milan Soule <u>Transferred to S.I.</u> May 25 th 1871. Rec. May 25 th 1871.
579 <i>Smiths. Inst</i>	Pinos Indian War Club <u>Transferred to S.I.</u>	Presented by Aft. Surg. D. G. Caldwell U.S. Army. catalogued June 1871 Rec. 1868.
580. <i>Smiths. Inst</i>	Pinal Apache War Club <u>Transferred to S.I.</u>	Presented by Aft. Surg. D. G. Caldwell U.S. Army. Rec. 1868 catalogued June 1871.

581. An Indian shield

Presented by Aft. Surg.
W.G. Baldwin of Army

Smiths. dmt

Transferred to S.P.

Rec. 1869
Catalogued June 1871

582 Two quivers with arrows

do

Smiths. dmt

Transferred to S.P.

583 Pinos Hat

do

Smiths. dmt

Transferred to S.P.

584 Pinal Apache Hat

do

Smiths. dmt

Transferred to S.P.

585 Pack of playing cards

do

Smiths. dmt.

Transferred to S.P.

586 One cape to a cloak

do

Smiths. dmt

Transferred to S.P.

587.	Two riding whips.	Presented by Aft. Surg. W. L. Caldwell. A. Farming.
<u>Smiths. Smt</u>	<u>Transferred to S. S.</u>	Rec. 1869. Catalogued June 1871.
588	Piece of roasted mesal	
<u>Smiths. Smt</u>	<u>Transferred to S. S.</u>	do
589	Pair moccasins.	
<u>Smiths. Smt</u>	<u>Transferred to S. S.</u>	do
590	Violin	
<u>Smiths. Smt</u>	<u>Transferred to S. S.</u>	do
591	Pair of Saddle bags	
<u>Smiths. Smt</u>	<u>Transferred to S. S.</u>	do
592.	Two tobacco Pouches	
<u>Smiths. Smt</u>	<u>Transferred to S. S.</u>	do

<p>593</p> <p><i>Smiths. dmt</i> 0</p>	<p>Two Apache Idols.</p> <p><u>Transferred to S.P.</u></p>	<p>Presented by Asst Surg. D. G. Caldwell U.S. Army</p>
<p>Rec. 1869.</p>	<p></p>	<p>Catalogued June 1871.</p>
<p>594</p> <p><i>Smiths. dmt</i></p>	<p>Basket</p> <p><u>Transferred to S.P.</u></p>	<p>Presented by Asst Surg. D. G. Caldwell U.S. Army.</p>
<p>Rec. 1869.</p>	<p></p>	<p>catalogued June 1871.</p>
<p>595</p> <p><i>Discovered</i></p>	<p>Scorpion</p> <p style="text-align: center;">V</p>	<p>Presented by Asst Surg D. G. Caldwell U.S.A.</p>
<p>Rec. 1869.</p>	<p></p>	<p>catalogued June 1871</p>
<p>596</p> <p><i>Discovered</i></p>	<p>Sarentula</p> <p style="text-align: center;">V</p>	<p>Presented by Asst. Surg D. G. Caldwell U.S.A.</p>
<p>Rec. 1869.</p>	<p></p>	<p>catalogued June 1871</p>
<p>597</p> <p><i>Smiths dmt</i></p>	<p>Lot of broken pottery</p> <p style="text-align: center;">V</p>	<p>Presented by Asst Surg. D. G. Caldwell U.S.A.</p>
<p>Rec. 1869.</p>	<p></p>	<p>cat. June 1871.</p>
<p>598</p> <p><i>Smiths. dmt Feb. 2. 84.</i></p>	<p>One axe from a grave near the old Ponea Agency. D. T.</p> <p style="text-align: center;">V</p>	<p>Presented by Act Asst Surg. Geo. N. Hopkins.</p>
<p>Rec. and ack. June 8 1871.</p>	<p></p>	<p></p>

599.	A lot of Bracelets for the arm. from a grave near the old Ponca Agency	Presented by Act. Asst. Surg. Geo. N. Hopkins. <u>Transferred to Peabody Museum Cambridge Mass, March 25, 1876</u> Rec. and ack. June 8 th 1871.
<u>Peabody</u> Mrs	✓	
600.	Two spoons made of bone or horn from a grave near the old Ponca Agency	Presented by Act. Asst. Surg. Geo. N. Hopkins <u>Transferred to Peabody Museum March 25, 1876</u> Rec. and ack. June 8 th 1871.
<u>Peabody</u> Mrs	✓	
601	Bone scraper used for dressing hides. obtained from a grave near the old Ponca Agency D.T.	Presented by Act. Asst. Surg. George N. Hopkins Rec. and ack. June 8 th 1871.
<u>Edmunds</u>	✓	
602	Two knives from a grave near the old Ponca Agency D.T.	Presented by Act. Asst. Surg. George N. Hopkins <u>Transferred to Peabody Museum March 25, 1876</u> Rec. and ack. June 8 th 1871.
<u>Peabody</u> Mrs	✓	
603	A bone whistle from a grave near the old Ponca Agency D.T.	Presented by Act. Asst. Surg. George N. Hopkins <u>Transferred to Peabody Museum Cambridge Mass, March 25, 1876</u> Rec. and ack. June 8 th 1871.
<u>Peabody</u> Mrs	✓	
604	Seven thimbles from a grave near the old Ponca Agency. D.T.	Presented by Act. Asst. Surg. George N. Hopkins <u>Transferred to Peabody Museum Cambridge Mass, March 25, 1876</u> Rec. and ack. June 8 th 1871.
<u>Peabody</u> Mrs	✓	

605	A lot of beads, and other ornaments from a grave near the old Ponca Agency D.T.	Presented by Act. Asst. Surgeon George N. Hopkins <u>Transferred to Peabody Museum Cambridge Mass. March 25, 1874.</u> Rec. and ack. June 8 th 1874.
606	The remains of an old powder-horn from a grave near the old Ponca Agency D.T.	Presented by Act. Asst. Surg. George N. Hopkins <u>Transferred to Peabody Museum Cambridge Mass. March 25, 1874</u> Rec. and ack. June 8 th 1874.
607	Stones for fixing arrowheads from a grave near the old Ponca Agency D.T.	Presented by Act. Asst. Surg. George N. Hopkins. <u>Transferred to Peabody Museum Cambridge Mass. March 25, 1874</u> Rec. and ack. June 8 th 1874.
608	War paint (yellow) from a grave near a grave near the old Ponca Agency D.T.	Presented by Act. Asst. Surg. Geo. N. Hopkins <u>Transferred to Peabody Museum Cambridge Mass. March 25, 1874</u> Rec. and ack. June 8 th 1874.
609	A bow and 30 Assiniboin ² and Crow arrows which were ^{all} shot at three men at night. The bow was found at the place from which their horses were stolen.	Donor unknown <u>Transferred to Peabody Museum Cambridge Mass. March 25, 1874</u> Rec. July 5, 1874.
610	A Bow, Quiver, and 10 arrows. ³	<u>Transferred to Peabody Museum Cambridge Mass. March 25, 1874</u> Rec. July 5, 1874.

611

Indian Quiver

Smiths. Inst.Transferred to S. P. March 21. 1876

✓

Rec. July 5. 1871.

612

Half of a round stone from
the falls of the Missouri
measuring $8\frac{1}{2}$ inches in
diameterSmiths. Inst.
February 8. 87.

✓

Rec. July 5. 1871.

613

A round stone from
Bear Paw mountains.
 $7\frac{3}{4}$ inches in circumferenceSmiths. Inst.
February 8. 87.

✓

Rec. July 5. 1871.

614

An Indian Saddle

Peabody Mus.Transferred to Peabody Museum
Cambridge Mass. March 25. 1876.

✓

Rec. July 5. 1871.

615

Bloods Sewing Silk

Smiths. Inst.
February 8. 87.A portion sent to the Peabody Museum
Cambridge, Mass. May 11. 1874.

✓

Rec. July 5. 1871.

616

1 Egg shaped, and 4 round
stonesSmiths. Inst.
February 8. 87.Transferred to Peabody Museum
Cambridge Mass. March 25. 1876.

✓

Rec. July 5. 1871.

617

Lignite.

V

Rec. July 5. 1871.

Smiths. Inst.
February 8. 84

618

Fungus.

Ostia conbromer

~~On this took up for Library~~ Rec. July 5. 1871
R. S.

619

^{Fossil} Two shells imbedded in a rock.

V

Rec. July 5. 1871.

Smiths. Inst.
February 8. 84

620

A piece of glass from the "Coal Banks"

V

Rec. July 5. 1871.

Smiths. Inst.
February 8. 84

621

Indian drinking cup made by digging a stone out hollow

V

Rec. July 5. 1871.

Smiths. Inst.
February 8. 84

622

Three stones.

Transferred to Peabody Museum
Cambridge Mass. March 25. 1874

V

Rec. July 5. 1871.

Peabody ^{Mus}

623

Hexagonal bodies, supposed to be ^{some of the} numerous forms of ~~crystalline~~ gypsum.
Several small rocky substances, from the bed of a creek 16 or 17 miles north of Camp Supply Indian Ter. (Letter on file)

Presented by Act. Aft. Surg. F. P. Cleary, Camp Supply Indian Ter.
Rec. & ack Sept. 1. 1871.

Smith's Inst. February 8. 87.

624

One earthen ware vessel found buried 3 1/2 feet below the surface of the mesa within the limits of Camp McDowell A. T. (For description of camp McDowell see circular no. 4, 1870 page 459.)

Presented by Aft. Surg. C. De Witt, Ref Army. Transmitted to Smithsonian Institution March 22, 1873.
Rec. Sept. 16. 1871.
Ack. .. 18" ..

Smith's Inst

625

~~Two Apache Indian~~ flints applied in a case of fractured forearm, removed from the arm of an Apache Indian girl 12 years old

Presented by Aft. Surg. C. De Witt, Ref Army. Transferred to Surg. Sec. 5939
Rec. Sept. 16. 1871.
Ack. .. 18" ..

Smith's Inst. February 8. 87.

626

Thirteen selected Indian arrows (Apache)

Presented by Aft. Surg. C. De Witt, Ref Army. ...
Rec. Sept. 16. 1871.
Ack. Sept. 18. 1871

Echminger

627

A piece of roasted mesquite (agave Americana)

Presented by Aft. Surg. C. De Witt, Ref Army.
Rec. Sept 16. 1871.
Ack. Sept. 18. 1871

Smith's Inst. February 8. 87.

628

A fossil found 50 feet below the surface while digging a well near Fort Stanton n. m. agriochorras

Presented by Aft. Surg. Charles Stryer, Ref. A. Transferred to S. I. Oct. 11. 1873
Taken by Dr. Otis to have Prof. Board examine it. (Apr. 4. 1873 Rec. Nov. 1. 1871.) Ret. Apr. 12. 1873

Smith's Inst

- | | | |
|------------------|-----------------------------------------------------------------------------------------------------------------------------------------------------------------|--------------------------------------------------------------------------------------------------------------|
| 629 | A pack of Indian
(Apache) playing cards | Presented by Act. Spt.
Surg. M. Boule Camp
Apache Arizona. |
| | V | Rec. and ack. nov. 14. 1871. |
| 630 | Two copper plates taken
from an Indian burial of Chicago Ill.
mound on Spruce Creek
East Florida in 1850
with the same skeleton as
633, Sec. VI. | Presented by Mr. S. B. Clarke.

Transferred to S. P. Jan. 9. 1872
Rec. Jan. 8. 1872 |
| Smiths. Smt
V | | |
| 631 | An Iron horse shoe
from same mound
as 630. | Presented by S. B. Clarke.
of Chicago Ill.

Transferred to S. P. Jan. 9. 1872
Rec. Jan. 8. 1872. |
| Smiths. Smt
V | | |
| 632 | Fragments of pottery
from an Indian burial of Chicago Ill.
mound on Spruce
Creek East Florida in
1850. | Presented by S. B. Clarke.

Transferred to S. P. Jan. 9. 1872
Rec. Jan. 8. 1872. |
| Smiths. Smt
V | | |
| 633 | A coin found in the
same mound, being one
of two similar pieces
which belong to the eye
sockets of the skull | Presented by S. B. Clarke.
of Chicago Ill.

Transferred to S. P. Jan. 9. 1872
Rec. Jan. 8. 1872. |
| Smiths. Smt
V | | |
| 634 | Two silver plates taken
from an Indian burial of Chicago Ill.
mound on Spruce Creek
East Florida in 1850.
found with the skeleton
of a child. | Presented by S. B. Clarke.

Transferred to S. P. Jan. 9. 1872
Rec. Jan. 8. 1872 |
| Smiths. Smt
V | | |

635	A stone arrow-head found in an Indian Burial mound on Spruce Creek East Florida in 1840.	Presented by S. B. Clarke of Chicago Ill. Transferred to S. P. Jan. 9. 1872. Rec. Jan. 8. 1872.
<i>Smiths. Inst. Feb. 8. 84.</i>	636 Specimen of a fossil shell	Presented by Spt. Surg. P. J. A. Cleary, U.S. Army Rec. March 1. 1872. Ack March 2. 1872
<i>Smiths. Inst. Feb. 8. 84.</i>	637 Specimen of a fossil shell	Presented by Spt. Surg. P. J. A. Cleary, U.S. Army. Rec. March 1. 1872. Ack March 2. 1872
<i>Johnson</i>	638 Silver ore from Catorce Mexico. "Very rich indeed in silver"	Presented by Spt. Surg. J. H. I. King, U.S. Army. Rec. March 1. 1872. Ack March 2. 1872
<i>Smiths. Inst. Feb. 8. 84.</i>	639 Silver ore from the San Martin mine Tacatreda Mexico. "native silver seen on sur- face"	Presented by Spt. Surg. J. H. I. King, U.S. Army. Rec. March 1. 1872 Ack March 2. 1872
<i>Smiths. Inst. Feb. 8. 84.</i>	640 Beautiful specimens of silver ore from Kamas near San Luis Potosi Mexico "Very rich indeed"	Presented by Spt. Surg. J. H. I. King, U.S. Army. Rec. March 1. 1872 Ack March 2. 1872

641	Many fine specimens of silver ore from Charcas near San Luis Potosi, Mexico	Presented by Aft. Surg. J. H. King, U.S. Army.
<i>Smiths. Smt. February 8. 87.</i>	✓	Rec. March 1. 1872. Ack March 2. 1872
642	Piece vertebra of a fish from an Indian mound on Angel Island Cal.	Presented by Aft. Surg. A. H. Hoff, U.S. Army.
<i>Smiths. Smt.</i>	✓	<u>Transferred to S. P. April 16. 1872.</u> Rec. April 5. and catalogued April 9. 1872. Ack. April 10. 1872
643	Piece of a fishes jaw from an Indian mound on Angel Island Cal.	Presented by Aft. Surg. A. H. Hoff, U.S. Army.
<i>Smiths. Smt.</i>	✓	<u>Transferred to S. P. April 16. 1872.</u> Rec. April 5. Cal. April 9. 1872 Ack April 10. 1872
644	Piece of a fishes jaw from an Indian grave on Angel Island Cal.	do <u>Transferred to S. P. April 16. 1872.</u>
<i>Smiths. Smt.</i>	✓	<u>Transferred to S. P. April 16. 1872.</u>
645	Lump of red ochre ^{earth} paint from an Indian mound on Angel Island Cal.	do <u>Transferred to S. P. April 16. 1872.</u>
<i>Smiths. Smt.</i>	✓	<u>Transferred to S. P. April 16. 1872.</u>
646	Two stone sinkers for fishing tackle from an Indian mound on Angel Island Cal.	do <u>Transferred to S. P. April 16. 1872.</u>
<i>Smiths. Smt.</i>	✓	<u>Transferred to S. P. April 16. 1872.</u>

647.	Two small pieces of charcoal from an Indian mound on Angel Island Cal.	Presented by Aft Surg. A. H. Hoff. Ref Army.
<i>Smiths. Smt</i> ✓		Transferred to S. P. April 16. 1872. Rec. Apl. 5. Cal. Apl. 9. 1872. Ack. Apl. 10. 1872
648	Ornament made from a shell from an Indian mound on Angel Island Cal.	do Transferred to S. P. April 16. 1872.
<i>Smiths. Smt</i> ✓		
649	Ornament made from the shell of the Pearl-oyster, from an Indian mound on Angel Island Cal.	do Transferred to S. P. April 16. 1872
<i>Smiths. Smt</i> ✓		
650	Piece of black flint or black jk quartz, from an Indian mound on Angel Island Cal.	do Transferred to S. P. April 16. 1872.
<i>Smiths. Smt</i> ✓		
651	Longfellow's Race Plate	Presented by Surgeon D. B. Peters. Ref Army.
	✓	Rec. June 10. 1872. Ack June 10. 1872
652	Blue Light that gave the signal for the destruction of Forts McBreia + Barrancus the navy yard and millions of property. signal given from Barrancus Fla	Presented by Surgeon D. B. Peters. Ref Army. Rec. June 10. 1872. Ack. June 10 1872
	✓	

653	A lot of agates & other fossils on the last Yellowstone expedition.	Presented by Surgeon C. E. Goddard U.S. Army
<i>Smith's Inst. Feb. 8. 1872.</i>	V	Rec. Sept. 23. 1872. Ack. Sept. 24. 1872
654	A number of mineralogical specimens	Presented by Asst. Surg. Wm. M. Watson, U.S. Army
<i>Smith's Inst.</i>	39.	Rec. Dec. 19. 1872. Ack. Dec. 21. 1872.
	see letter from Dr. Watson Fort Concho Texas of July 2. 1872	
655	A lot of shells from the river Concho, Texas (Pearl Oyster)	Presented by Asst. Surg. Wm. M. Watson, U.S. Army
<i>George B. Libb</i>	V	<u>Transferred to Geo. Libb 27 Wall Street New Haven Conn. Jan. 9. 1873.</u>
V	see letter from Asst. Surg. Watson Fort Concho Texas. July 2. 1872.	Rec. Dec. 19. 1872. Ack. Dec. 21. 1872.
656	Samples of the different kinds of shot made by the New York Lead Co New York.	Presented by B. F. Craig. Asst. Asst. Surg.
	V	Rec. Jan. 9. 1873 Ack. Jan. 9. 1873
657	Indian Spear-head found on the shores of Lake Ontario, Madison Barracks N.Y.	Presented by Wm. M. Harrington, Asst. Asst. Surg. U.S. Army. <u>Transferred to S. P. Feb. 10. 1873</u>
<i>Smith's Inst.</i>	V	Rec. Feb. 8. 1873. entered Feb. 10. 1873 Ack. Feb. 10. 1873.
V		
658	A specimen of sea weed with a small pebble attached; washed ashore on San Juan Island N.P.	Presented by Asst. Asst. Surg. G. C. Douglas.
<i>Agricult. Dept.</i>	V	<u>Transferred to the Agricultural Dept. March 11. 1873</u> Rec. & Ack. March 11. 1873.
V		

659

Indian Funeral urn
with the remains of a
semi spherical vase used
as a cover, found near camp

Presented by Asst. Surgeon
J. B. Girard, U.S. Army.
transmitted to Smithsonian
Institution March 22, 1873.

Smiths. Inst

Mc Dowell, A.T. a few feet from
the surface of the ground
for description of Camp McDowell see

Rec. March 13, 1873.
Circular No. 4. 1870 page 458
Ack. March 13, 1873.

660

Indian Arrow-head from
Indian River, Florida -
fine specimen of white
milky quartz

Presented by Asst. Surg.
G. M. M. Miller, U.S.A.
Received March 22, 1873, trans-
mitted to Smithsonian same date.

Smiths. Inst

Ack. March 22^o 1873

661

A linen pocket-handkerchief
pierced by a bullet at the
battle of Nashville Tenn. The 32
holes which it contains were
produced by the same ball while
folded up in pocket of the
officer who owned it

Presented by Mrs C. L. Staples
Chillicothe Ohio.
Rec. April 8, 1873.
Ack. April 9, 1873.

662

Photograph, showing amputation at
hip joint by the donor, at St Francis
Hospital, Jersey City, June 13, 1872.
Patient Wm. F. -
Case published in Am. Jour. of the
Med. Sci. Oct. 1872, p. 394.

Presented by Theodore R. Varick, M.D.
Thos. Dr. Billings, U.S.A.
Rec + Ack. Nov. 5, 1872.

Good Photos
1626

663

Hair-ball from the throat
of an ox

Received from the Smithsonian
Institution in exchange
Transferred to Dr. J. J. Woodward, April 15/73
Rec. April 15, 1873.
Ack. by Dr. Chas. C. Prof. Henry.

Temp. Amnt.

664

Two photographs of Corporal
Andres Guille 37^o Chicote of Zanerville Ohio
one showing wound the
other with an artificial appli-
ance for an upper lip, ^{now} construe.
sent by W. M. Harriott D.S.S.
Zanerville Ohio

Presented by W. M. Harriott, D.S.S.
Rec + Ack June 6 1873
also Ack. to Patient same date

Transferred to Folio 1
Contributed Photographs
1662-1663

659 Indian Funeral urn with the remains of a semi spherical vase used as a cover, found near camp Mc Dowell, A.T. a few feet from the surface of the ground. For description of Camp Mc Dowell see ^{regular no. 4. 1870 page 459}

Presented by Apt. Surgeon J. B. Girard, U.S. Army. Transmitted to Smithsonian Institution March 22, 1873. Rec. March 13, 1873. Ack. March 13, 1873.

Smiths. Inst.

660 Indian Arrow-head from Indian River, Florida - fine specimen of white milky quartz

Presented by Asst Surg. G. M. M. Miller, USA. Received March 22, 1873, transmitted to Smithsonian same date. Ack. March 22^o 1873

Smiths. Inst.

661 A Linen pocket-handkerchief pierced by a bullet at the battle of Nashville Tenn. The 32 holes which it contains were produced by the same ball while folded up in pocket of the officer who owned it

Presented by Mrs C. L. Staples Chillicothe Ohio. Rec. April 8, 1873. Ack. April 9, 1873.

662 Model showing improvements in side splints for the leg

Presented by Moses F. White M. D. Texas. Transferred to 7097 Sect. I. Rec. April 15, 1873, spec. left in ^{room} Dr. Otis. To be act. by Dr. Otis. Ack. Apr. 19, 1873

7097 Sect. I.

663 Hair-ball from the throat of an ox

Received from the Smithsonian Institution in exchange Transferred to Dr. J. J. Woodward. April 15/73. Rec. April 15, 1873. Ack. by Dr. Otis. to Prof. Henry.

Smiths. Inst.

664 Two photographs of Corporal Andres Guille 97th Ohio Co of Zanesville Ohio one showing wound the other with an artificial appliance for an upper lip, ^{+ nose} constructed by W. M. Harriott D.D.S. Zanesville Ohio

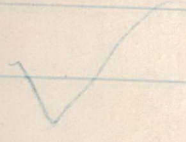
Presented by W. M. Harriott D.D.S. Zanesville Ohio. Rec & ack June 6 1873 also ack. to patient same date

Transferred to Folio 1 Contributed Photographs 1662-1663

665	Seventeen stereoscopic views of the Island of Mackinac Michigan.	Presented by Aft. Surg. Carlos Barvalle, Refinery
	V	Rec. Sept. 25 1873. + letter of transmittal Oct. 1 st 1873 Ack. Oct. 2 1873.
666	Five Stereoscopic views of officers quarters at Fort Gratiot Mich	Presented by Aft. Surg. Carlos Barvalle Ref.
	V	Rec. + ack. May 28. 1873.
667	Thirty-six stereoscopic views illustrating the late modoc war.	Presented by Aft. Surg. Henry McElderry, Ref.
	V	Rec. and ack. Oct. 4 1873
668	An Indian moccasim worn by "Castatito" a Lipan Indian Castatito's is number 1001 in Section IV	Presented by Surgeon John F. Hammond, Ref. Transferred to Peabody Museum Cambridge Mass. March 25. 1874 Rec. Oct. 10 th 1873. Ack. Oct. 11. 1873.
Peabody Mus		
669	Two Apsu crania, sent to the Aft. Surg. Genl. and are to be sent to Prof. S. P. Baird, of the S. I. by order of the Aft. Surg. Genl.	Presented by Surgeon John F. Hammond, Ref. Transferred to S. I. Oct. 11. 1873. Rec. Oct. 10 th 1873. Ack. Oct. 11 1873.
Smiths. Dmt		
670	Snake skins, dried. Found near Fort Larned, Kan. S. I. "The east skin of <u>Bascarnia constrictor</u> " Jun 9. 1874	Presented by S. B. Goudrey, Aft. Surg. Refinery. Transferred to S. I. Dec. 1. 1873. Rec. official act. from Prof. Henry Jan. 5 1874 + sent it to Dr. Goudrey. Rec. + ack. Dec. 1 st 1873.
Smiths. Dmt		

671 One Stereoscopic view of dissecting room, of Iowa University
 Presented by E. P. Libby, Photographer, Keokuk, Iowa.

Cont Photos
1616



Rec. + ack. Dec. 11 1873.

672 Bapresta^(Bug) on ^{Belul} Found at Fort Tulerosa New Mexico in a Pinon log November 29 1873. by the donor.
 Presented by August von Glase-man, Capt. Steved Army.
 Specimen turned over to Dr. Schaffhirt when received by Dr. Otis.
 Longitude of Fort Tulerosa 108° 30' latitude 35° 54' altitude above sea level 7400 feet
 Rec. + ack Dec. 13 1873.

Dr Schaffhirt

673 Five Snake skins
 Presented by Spt. Surgeon Whitehead, Army. Fort Brown Texas.
 number 1-2-3-4+5. on list
 For what information we have see history of spec. 6331. Sec. I.
 Rec. Jan. 13 1874.
 Ack. Jan. 15. 1874

Discovered

674 nos. Centipede
 Presented by Steward Kennedy through Spt. Surg. McWhithead
 no 13 Tarantulus
 Transferred to Peabody Museum Cambridge Mass. March 25, 1874
 For what information we have see history of specimen 6331 Sec. I.
 Rec. Jan. 13. 1874.
 Ack. Jan. 15. 1874

Peabody Mus

675
 1. One red-stone (Sioux) pipe.
 2. One black-stone (Chippewa) pipe.
 3. One fire-pouch.
 4. One tobacco pouch.
 Presented by Asst Surgeon E. Woodruff U.S.A.
 Sent to the Peabody Museum Cambridge Mass May 11 1874.
 Received March 9, 1874.
 Ack. March 10. 1874

Peabody Mus

676
 1. One Sioux Saade-cloth elaborately ornamented with bead work.
 2. One necklace of fox's, bear and eagles claws (Assowis' Sioux Chief.)
 3. Three red stone (Sioux) pipes.
 4. One black stone pipe. (Chippewa.)
 5. One bead fire-bag.
 6. One small pouch.
 Presented by Asst. Surg. E. Woodruff U.S.A.
 Transf. to Smithsonian Institution Wash. D.C. 10-74.
 Received March 9, 1874.
 Ack. March 10. 1874.

Smiths. Inst

QST list entry in fiscal year ending for 30/1/74

677

1. Chicken snakes slough,
found in garden at Mount Vernon
slu.
2. Rattle snakes slough
"supposed"

Presented by Thomas J. Hume
Hospit. Seward Ref Army

Rec. and Ack. April 28. 1874.

Discarded

✓

678

Three stone implements
found in the marl in mouth
mouth Co. New Jersey.

Presented by Surgeon D. C. Peters
Ref Army

Transferred to S. I. June 4. 1874.

Received June 3. 1874.

Ack. the same day.

Smiths. Smt

✓

679

A small turnip of irregular
growth from Angle Island,
Cal.

Presented by Curtis E. Price
Act. Aft. Surg. Cal.

Transferred to Agricultural Department June 4.

Rec. and Ack. June 15. 1874.

Agricult. Dep.

✓

680

Extract letter St. Rimbina D. I. June 12. 1874.
The stone which I put in the box
came from St. Joseph, I doubt
if it is very ancient and has
probably been used for
pounding corn.

Presented by Aft. Surgeon Ezra
Woodruff. Ref Army.

Transferred to S. I. June 25. 1874.

Rec. June 25. 1874.

Ack. June 25. 1874.

Smiths. Smt

✓

681

Extract letter St. Rimbina D. I. June 12. 1874
"The skin is a Buffalo Footers
which was used by the half-
breed, from whom I pro-
cured it, as a pouch to
carry at his side."

Presented by Aft. Surgeon, Ezra
Woodruff, Ref Army.

Transferred to S. I. June 25. 1874.

Rec. June 25. 1874.

Ack. June 25. 1874.

Smiths. Smt

✓

682

Twelve stereograms of the
Island of Mackinac, Michigan
They complete the set numbered
445. Sec. VI.

Presented by Aft. Surgeon
Carlos Carvallo. Refa.

Rec. and Ack. July 2. 1874

*Transferred to
665 Sect. VI.*

✓

683 Scapula of a Buffalo, with Indian signal drawing appointing a meeting at the Indian Agency

Smiths. Inst.

Presented by Genl. W.B. Clitz, Col. of the 10th Cav. Inf.

Transferred to S.P. July 23, 1874.

Rec. July 23, 1874

Ack. by Dr. Otis in a personal note

684 The proboscis of a sawfish captured in Santiago Harbor, Texas, in the summer of 1870.

Smiths. Inst.

Presented by Robt Maj General A. McD. McCook, U.S. Army.

Transferred to S.P. July 23, 1874.

Rec. July 23, 1874

Ack. by Dr. Otis in a personal note

685 "Lance of a Comanche Indian and scalp of a white girl aged 9 years old. The scalp taken while the child was living with her parents, near Camp Colorado, Texas. The lance came into my possession at Fort McKavett in August 1873. The scalp was yet green and red with blood when received."

Source to Smiths. Inst. February 8, 1874.

Presented by Brig. Maj. Genl. A. McD. McCook, U.S. Army.

Transferred to S.P. Nov. 19, 1874.

Rec. July 23, 1874

Ack. by Dr. Otis in a personal note.

Fort McKavett, Texas June 14, 1874

686 Two Stereograms of Mackinac Island Mich

Transferred to No. 615 Dept. of Geol. & Nat. Hist.

Presented by Spt. Surg. Carlos Carvallo, U.S.A.

For the ~~same~~ balance of the set see 665, and 682 of this section.

Rec. and ack. Aug. 6, 1874.

687 Photograph showing stump of left leg, amputated for compound comminuted fracture of tibia & fibula from ~~an~~ accident.

Case of Perry Smith. Val. XIV con. Photo.

Transferred to Vol. XIV Contributed Photographs 1531

Presented by Wm. S. Mills, M.D., Sandy Hook, Conn.

Rec. and Ack. Aug. 6, 1874

688 Two Fossils

Peabody Mus.

Presented by Wm. M. Shearer, Act. Spt. Surgeon.

Transferred to Peabody Museum Cambridge Mass. March 25, 1874

Rec. Aug. 21, 1874.

Ack. Aug. 26, 1874.

689

3 spec

one pipe-bowl and several pieces of bone pipe stems from a mound near Fort Totten, D.T. see 1121, 1122, 1123 and 1124. Sec. IV. AMM

Presented by Act. Asst Surgeon J.B. Ferguson.

1 Transferred to Peabody Museum march 25-74 Rec. Sept. 5, 1874. letter of ack. to be prepared and await his arrival which is expected in a few days

Smiths. Inst. February 8. 874

690

Shell and bone ornaments from a mound near Fort Totten, D.T. see 1121, 1122, 1123 and 1124. Sec. IV. AMM.

Presented by Act. Asst. Surgeon J.B. Ferguson.

Cambridge march 25, 74 Rec. Sept. 5, 1874. letter of ack. to be prepared &c

Peabody Mus

691

Fragments of pottery from a mound near Fort Totten, D.T. see 1121, 1122, 1123, and 1124 Sec. IV. AMM.

Presented by Act. Asst. Surg. J.B. Ferguson.

Rec. Sept. 5, 1874. letter of ack. to be prepared &c.

Smiths. Inst. February 8. 874.

692

One bottle of Reptiles caught near Muehogue, Tex The two largest Centipeds were taken off the hip of a colored man belonging to the 9th Cav. who after 3 days severe suffering recovered. (Spec. turned over to Dr Schaffhirt to select what he wanted)

Presented by Asst. Surg. Steuid Conrad Boek, U.S. Army.

Rec. Sept. 7, 1874. Act. Sept. 8, 1874

Dr Schaffhirt

693

Two bottles containing Grasshoppers from Kansas

Donor unknown Taken for among at Peabody Transferred to Peabody Museum.

Cambridge Mass March 25, 1874 Received Sept. 16, 1874.

Peabody Mus.

694.

Two photographs with history of case of Henry Groth, citizen showing gunshot fracture of left femur.

Presented by Asst. Surg. G. H. Weizmann ref A

Rec. and Ack. Oct. 20, 1874.

Folio 1. 1534-1535 Contributed photos

This case is for circular 9 Folio no 1

<p>695</p> <p><i>Smiths. Smt.</i></p>	<p>Two modl canoes, a skin bag and a willow dish.</p> <p>✓</p> <p>Dr Woodward says they have laid in his room for years, and he does not remember where they came from.</p>	<p>Received from Dr. Woodward Nov. 25, 1874. through Mr Myers. G. C.</p> <p>du 770 771 772 773</p>
<p>696</p>	<p>Ten "Corundum Wheels" assorted sizes for dentists use.</p> <p>✓</p>	<p>Presented by E Shaw clerk S. G. O.</p> <p>Rec. and Ack. Dec. 14, 1874.</p>
<p>697</p> <p><i>Discarded</i></p>	<p>Two scalps, fingers, ears &c found in one of the caves of the Lava Beds during the Modoc War.</p> <p>✓</p>	<p>Presented by Assistant Surgeon John Brooke, U. Army.</p> <p>Rec. and Ack. Dec. 15, 1874.</p>
<p>698</p> <p><i>Cont Photos 1550</i></p>	<p>Photograph of a case of "Elephantiasis Arabum" S. W. M. - aged 35 years. Operated on by Prof. Neill, at the Hosp. of the University of Penns. Dec. 19, 1874.</p> <p>✓</p>	<p>Presented by Prof. J. Neill.</p> <p>Rec. + ack. Dec. 28, 1874.</p>
<p>699</p> <p><i>Smiths. Smt.</i></p> <p>✓</p>	<p>The enclosed is an Spach Ponito Indian medicine stick the only one known to have been secured from this tribe. This one was presented to Dr. W. E. Day, by the Chief medical man. The side with the feather attached, represents the God of Soil (Devil) to whom they especially pray. The opposite side represents the God of the clouds. The feather is emblematic of the spirit which conveys the soul to Hell or Heaven. The Good Spirit (God of the Clouds) talks to his people thro. the medium of the voice of thunder which is represented by the stars at foot. Stars on the other side are merely mediums of supplication"</p>	<p>Presented by Act. Asst. Surg. W. E. Day.</p> <p>Transferred to S. G. April 2, 1875</p> <p>Rec. April 1, 1875 Ack. by Dr. Clin some day</p>
<p>700</p> <p><i>Agricult. Dep.</i></p> <p>✓</p>	<p>2 lbs of genuine Paraguay tea or Mate (Felix Paraguayensis) imported from Chili, where it is extensively used in lieu of ordinary tea. It contains 1.2 per cent of theine an alkaloid so universally craved by different nations also a book on "Guarana" by Finly B. Pugh M. D. Nashville. Ind.)</p>	<p>Presented by Asst. Surgeon Carlos Carrallo, U. Army.</p> <p>Transferred to A. Dept. April 9, 1875.</p> <p>Rec April 6, 1875</p>

<p>701</p> <p><u>Smiths. Smt</u></p> <p>✓</p>	<p>An Indian Pipe, from the bank of Dan River, about 25 miles below the town of Danville. Found in <i>Caryocarpus</i> <i>hirsuta</i> - <i>Stuebeli</i>.</p>	<p>Presented by Dr. Algernon Coleman, of Halifax County, Virginia. Received April 14, 1875. <u>Transferred to Smithsonian Institution</u> <u>the same day.</u></p>
<p>702</p> <p><u>Smiths. Smt</u></p> <p>✓</p>	<p>An Indian Pestle Found at Willett's Point, N. Y. Harbor in 1874</p>	<p>Presented by Surgeon G. C. Byrne U.S.A. Received May 3, 1875. Ack. May 4, 1875. <u>Transferred to Smithsonian Institution</u> <u>May 3, 1875.</u></p>
<p>703</p> <p><u>Smiths. Smt</u></p> <p>✓</p>	<p>An Indian scalp taken by the donor at the Twin Lakes</p>	<p>Presented by Adam Paine, a Seminole Negro Indian Scout. <u>Transferred to S. I. May 4, 1875.</u> Rec. and Ack. May 4, 1875.</p>
<p>704</p> <p><u>Smiths. Smt</u></p> <p>✓</p>	<p>^{Ambratope} Thin ^{Thin} Pipe of the scalper and donor of the above specimen 703.</p>	<p>Presented by Adam Paine, a Seminole Negro Indian Scout. <u>Transferred to S. I. May 4, 1875.</u> Rec. and Ack. May 4, 1875.</p>
<p>705</p> <p><u>Smiths. Smt</u></p> <p>✓</p>	<p>^{Feathered} Bonnet of a Cheyenne Indian Medicine man, who was killed on the north fork of the Sappa. April 23, 1875. It was taken from from the body by Rob. James F. Ayres, 60th 6th Regt Cavalry.</p>	<p>Presented by Asst. Surgeon John H. Janeway, U.S. Army, for Private James F. Ayres, 60th 6th Cavalry. <u>Transferred to S. I. May 13, 1875.</u> Received and acknowledged May 13, 1875.</p>
<p>706</p> <p><u>Smiths. Smt</u></p> <p>✓</p>	<p>^{Duo} Vertebrae exhumed at the tunnel through Church Hill Richmond, Va. by Dr. William R. Meissiger, in 1874. See letter from Dr. Thomas dated Dec. 14, 1874.</p>	<p>Presented by Asst. Surgeon George A. Otis, U.S. Army. <u>Transferred to S. I. June 4, 1875.</u> deposited June 4, 1875.</p>

707 One pair of calipers deposited by order of the
 Transferred to No. 7098 Sect. I. designed for use at Surgeon General
 recruiting stations

Sect. I
6

Rec. from Dr. Billings & ack.
June 17. 1875

708 ^{diapason} One tuning-fork deposited by order of the
 XXVIII. 24 designed for use at Surgeon General.
 BA 880 recruiting stations

467
 Transferred to No. 7099 - Sect. I.

Sect. I

diapason

Rec. from Dr. Billings, and ack.
June 17. 1875.

709 1 tin pail 1 knife. 2 hatchets Presented by Asst. Surg. J. H. F. King.
 one French earthen plate and U.S. Army.
 some nails and pieces of
 iron from a chippewa

Smith's. Sects
 February 8. 84.

Indian grave at South St. Main
 along Bonadd. on apt. 1256 & 1257
 sec. 11. Am. M.

Rec. July 14. 1875.
 Ack. July 14. 1875.

710 Certificate of indebtedness Presented by Assistant Surgeon
 for one quarter of a Spanish J. H. F. King, U.S.A.
 milled dollar or its value.
 Issued in accordance
 with a resolution of Con- Catalogued Aug. 5, 1875.
 gress 1876. Georgia

F. Schaffhirt

Dr. Schaffhirt

711 The left shoe of Richard Presented by A. P. Comfort.
 Coram, a horse thief, shot Ach. Asst. Surg.
 in attempting to run away
 from the guard, ball entering
 the sole of foot. - amputated
 foot: specimen. 6546 Section I, Am.

Discovered

Rec. Aug. 10. 1875.
 Ack. Aug. 11. 1875

712. ^{Two} Elastic Tugs used in the Presented by Dr. Elisha Harris, of
 Government R.R. Ambulances N.Y.
 in the war of the Rebellion

Transferred to No. 7100 - Sect. I.

Sect. I

Received and acknowledged Aug. 21. 1875

713

Photograph of Hospital Tent on Morris Island, taken in the summer of 1863, Dr. J. Craven and donor examining a wounded soldier

Presented by Dr. Samuel A. Green

Cont Photos 1656

Vol 1

Rec. from Dr. Billings and ack. Aug. 21. 1875.

714

One onriscope

Deposited by order of the Surgeon General

Transferred to No. ⁷¹⁰¹ ~~8001~~ Sect. I.

Sect. I

Catalogued Aug 25, 1875.

715

Pipe and Stem, from a Yankton Sioux Indian. The pipe made from stone obtained by the Indians from the Red Pipestone quarry in southwestern Wisconsin.

Presented by Act. Asst. Surgeon J. Frazer Boughter.

Smiths. Smt

Transferred to S. P. March 21. 1876

1267, Sec. IV. and tablet from Sioux Indian turned over to Dr. Woodward, came in same box. Rec. Sept. 28. 1875. Ack. Sept. 30. 1875.

716

Pair of Moccasins, from a Santee Sioux Indian.

Presented by Act. Asst. Surgeon J. Frazer Boughter

Smiths. Smt

Transferred to S. P. March 21. 1876

Rec. Sept. 28. 1875. Ack. Oct. 4. 1875.

717

Tobacco Pouch, from a Yankton Sioux Indian.

Presented by Act. Asst. Surgeon J. Frazer Boughter.

Smiths. Smt

Transferred to S. P. March 21. 1876

Recd Sept. 28. 1875. Ack. Oct. 4. 1875.

718

Powder horn and pouch, from a Yankton Sioux Indian.

Presented by Act. Asst. Surgeon J. Frazer Boughter

Smiths. Smt

Transferred to S. P. March 21. 1876

Rec. Sept. 28. 1875. Ack. Oct. 4. 1875.

719

A small bag or pouch
worked with beads, used for
carrying shot, rifle balls or ammu-
-nition of any kind - from a Yank-
-ton Sioux Indian.

Presented by act. asst. Surgeon
J. Frazer Broughton

Transferred to S.P. March 21, 1876
Rec. Sept. 28, 1875
Ack. Oct. 4, 1875

Smith's Dmt

720

Quiver for bow and
arrows

Presented by act. asst. Surgeon
J. Frazer Broughton

Transferred to S.P. March 21, 1876
Rec. Sept. 28, 1875
Ack. Oct. 4, 1875

Smith's Dmt

721

Indian drum stick,
from a Yankton Sioux
Indian.

Presented by act. asst. Surgeon
J. Frazer Broughton,

Transferred to S.P. March 21, 1876
Received Sept. 28, 1875.
Ack. Oct. 4, 1875

Smith's Dmt

722

P. S. size photograph, showing
tumor attached to left labia
maj. of a colored woman.

Presented by Dr. Robt. P. Myers,
Savannah, Ga.

1 copy of same subject was rec. from
S.P. Oct. 26, 1875, and filed with the above
and acknowledgement sent to Prof. Henry,
Folio A
Rec. and ack. Sept. 17, 1875;

Cont Photo.
1549

723

Two P. S. size Photos: one
excision shaft humerus; the
other prosthetic apparatus for
ease of ^{uterine} double amputation of both
thighs
Folio 1

Presented by Dr. E. Hudson

Rec. & ack Oct 12, 1875

Cont Photo.
1553
1545

724

Photo: cabinet size: excision
of 5 1/2 inches of tibia

Presented by Dr. J. R. Barick,
Surge. Genl., state of New Jersey.

Rec. & ack. Oct. 13, 1875

Cont Photo.
1635

Folio 1

725

4 Pathologic Photos

Presented by Dr. ~~E.D. Hutton~~

missing (?)

in card album

~~696 Broadway New York~~

1 Photo. colenti

Rec. and Ack. ^{see} 14, 1875

726

This Pocket-case of instruments

Presented by Dr. Samuel A. Green, of

XVIII SA 468

was bought in 1821, by the Boston, Mass.

Transferred to No. ~~8007~~ 7102 - Sect. I.

late Dr. Joshua Green of Boston, Mass.

Sect. I ✓

1 pr. forceps belonging to the above case rec. + ack. Feb. 7, 1876.

Rec. from Dr. J. Billings, M.D. Dec. 18, 1875
Ack. by Dr. Otis Dec. 20, 1875; to Dr. Green

727

Two sets of artificial teeth of

Presented by Dr. Stuart Eldridge, of

XVIII. le 25

Japanese manufacture

Yokohama, Japan.

Rec. from Dr. J. Billings, M.D. Dec. 18, 1875.
Ack. by Dr. Otis, to Dr. Eldridge Dec. 20, 1875.

728

Weighing and measuring machine

Deposited by order of the Surgeon General Ref Army

Sect. I SA 469

Transferred to No. ~~8007~~ 7103 - Sect. I.

Rec. + ack. Dec. 23, 1875;

729

Spirometer (Hutchinson's)

Deposited by order of the Surgeon General Ref Army.

Sect. I SA 470

Transferred to No. ~~8007~~ 7104 - Sect. I.

L Casella London
make

Rec. and Ack. Dec. 23, 1875;

730

Stethometer (Quain's)

deposited by order of the Surgeon General Ref Army

Sect. B SA 471

Transferred to No. ~~8005~~ 7105 - Sect. I.

L Casella
maker to the admiralty
& ordnance, London

Rec. and Ack. Dec. 23, 1875

731

Seven Photographs of pathological and hospital subjects

Presented by Dr. J. W. S. Bouley, New York City

Rec. and ack. Dec. 23, 1875.

missing
2

732

Indian Pipe obtained from a large Indian mound on Seneca River,

Presented by Hospit. Steward Arthur Barnard, U.S.A. through Asst. Surg. Jos. K. Conson, U.S.A.

See spec. 4581. rec. in same box

Transferred to S.P. Jan. 7, 1876, taken over in person by Dr. Otis.

Rec Dec. 30, 1875.

Ack. January 3, 1876

Smiths. Smt

733

Dawson's improved galvanocaustic battery, made by Messrs Geo Truman & Co, on a principle devised by Dr. R. F. Dawson, of New York City. U.S.A.

Purchased and deposited by order of the Surgeon General U.S.A.

transferred from 6583 Sec. 1. Jan. 5, 1875.

Rec and Ack. Dec. 29, 1875.

Transferred to No. 8006 Sect. I.

B A 461

472

Sect. I

734

Two Gauvin's Stretcher Beds and one set of wheels

Purchased and deposited by order of the Surgeon General U.S.A. The wheels and one of the stretcher beds sent to Soldier's Home in Dec. 76 Catalogued & ack. Jan. 5, 1876.

Transferred to No. 7107 Sect. I.

A 17

Sect. IV

735

Eight and a half inches from the upper portion of a musket showing perforation with extensive fissuring of the barrel by charge accidentally fired by the private standing next to the marine, after wounding the musket fractured the left humerus and lacerated the muscles above the brachial nerves and artery. The accident occurred on board the B Mon of war

Presented by Frederick Horner Asst. Surg. U.S. Navy

Received Febr 15, 1876.

Ack. Febr. 16, 1876.

✓

736

Twenty rifle balls; more or less flattened, found in Buffalo skins.

Presented by E Sterling, M.D., Cleveland, Ohio.

The Office of Tanning Co., of Penn. in the process of cleaning 125,000 male Buffalo skins found 1000 pounds of lead. The above 20 being fair samples of the lot.

Received Febr. 19, 1876.

Acknowledged Febr. 19, 1876.

✓

<p>737.</p> <p>Sect. I BA 473</p> <p>Transferred to No. 5008⁷¹⁰⁸ - Sect. I.</p>	<p>India Rubber animal no. 2 French.</p>	<p>Purchased and deposited by order of the Surgeon General.</p> <p>Received February 24th 1876.</p>
<p>738</p> <p>Sect. I BA 474</p> <p>Transferred to No. 5009⁷¹⁰⁹ Sect. I.</p>	<p>Two Adhesive Plaster Breathing apparatus's</p>	<p>Purchased</p> <p>Received February 24, 1876.</p>
<p>739</p> <p>Sect. I BA 475</p> <p>Transferred to No. 5010⁷¹¹⁰ Sect. I.</p>	<p>Burnstead's mercurial Lamp with water heater.</p>	<p>Purchased</p> <p>Received February 24, 1876.</p>
<p>740</p> <p>Sect. I BA 476</p> <p>Transferred to No. 5011⁷¹¹¹ Sect. I.</p>	<p>Truman and Co.'s steel nickle plated splint extension and contra extension</p>	<p>Purchased</p> <p>Received February 24, 1876.</p>
<p>741</p> <p>Sect. I BA 477</p> <p>Transferred to No. 5012⁷¹¹² Sect. I.</p>	<p>base of Damon's Lulvano caustic Instruments</p>	<p>Purchased</p> <p>Received February 24, 1876.</p>
<p>742</p> <p>Sect. I Smiths. Inst. February 8. 1876.</p>	<p>Five specimens of foliated metallic copper from the Santa Rita Mine, 6 miles Northeast of Fort Bayard N.M.</p>	<p>Received October 28th 1875. from Asst. Surg. Wm. J. Wilson M.D. ack. <u>One Spec. transferred to Smithsonian</u> <u>Institute March 21 1876</u></p> <p>catalogued March 6, 1876</p>

743	Six specimens of copper ore from the Santa Rita Mine, six miles Northeast of Fort Bayard N.M.	Received Oct. 28 1875 from Asst. Surg. Wm. J. Wilson U.S.A. and Ack. <u>One specimen transferred to Smithsonian Institute March 21 1876</u>
<i>Smiths. Inst. February 8. 87.</i>		Catalogued March 6. 1876.
744	Nine specimens of silver and copper ores from mines belonging to Fresh O. Magruder, Mimbres District, 1 1/4 miles E. & N. of Fort Bayard N.M. and from the Chino Mines, 6 miles N.E. of Ft. Bayard and within 1/2 mile of the Santa Rita Mine.	Do Do Do <u>Transferred to the Smithsonian Institute March 21 1876.</u>
<i>Smiths. Inst.</i>		catalogued March 6. 1876
745	Four stone hatchets three of greenstone and one of granite	Do Do Do <u>Transferred to the Smithsonian Institute March 21 1876.</u>
<i>Smiths. Inst.</i>		
746	Fossil specimens found about 2 1/2 miles West of Silver City N.M., 1/2 mile East of dividing line between Atlantic and Pacific Slope.	Do Do Do <u>Transferred to Smithsonian Institute March 21 1876.</u>
<i>Smiths. Inst.</i>		
747	Silver ore from the Two Ikes Silver Mine about a mile West of Silver City N.M. showing alternate layers of slate and "horn silver" (Chlorite) and marked on the cube with the impression of leaves - Nearly the only Spec. of this nature procured from the Interior.	Do Do Do <u>Transferred to Smithsonian Institute March 21 1876.</u>
<i>Smiths. Inst.</i>		
748	Five specimens of silver ore from Two Ikes Mine one mile West of Silver City, one specimen showing horn silver (Chlorite) another showing native silver	Do Do Do <u>Transferred to Smithsonian Institute March 21 1876.</u>
<i>Smiths. Inst.</i>		

<p>749</p> <p><i>Smiths. Inst.</i></p>	<p>Specimen of silver ore from Two Kees Mine one mile West of Silver City N.M.</p>	<p>Received October 28 1875 from Asst. Surg Wm. J. Wilson ofc. and acknowledged <u>Transferred to Smithsonian Institute March</u> <u>21 1876.</u></p>
<p>750</p> <p><i>Smiths. Inst.</i></p>	<p>Specimen of silver ore from Tidwell Mine, adjoining the Texas Mine, one mile West of Silver City N.M. Owned by Mr. Bremer.</p>	<p><u>Catalogued March 6. 1876.</u></p> <p>Do. Do Do</p> <p><u>Transferred to Smithsonian Institute</u> <u>March 6 1876.</u></p>
<p>751</p> <p><i>Smiths. Inst.</i></p>	<p>Specimen showing "horn silver" (chloride) on surface, from Texas Mine, one mile West of Silver City N.M. Owned by Col. Willison.</p>	<p>Do. Do Do</p> <p><u>Transferred to Smithsonian Institute</u> <u>March 21 1876.</u></p>
<p>752</p> <p><i>Smiths. Inst.</i></p>	<p>Two specimens of silver ore (chloride) from the Tidwell Mine, Silver City N.M.</p>	<p>Do. Do Do</p> <p><u>Transferred to Smithsonian Institute</u> <u>March 21 1876.</u></p>
<p>753</p> <p><i>Smiths. Inst.</i> <i>Feb. 8. 87.</i></p>	<p>Sixteen specimens of silver ore from mines in the vicinity of Fort Bayard N.M. (See history on file)</p>	<p>Do. Do Do</p> <p>¹⁴ <u>All but duplicate transferred to</u> <u>Smithsonian Institute March 21 1876</u> <u>(See history on file)</u></p>
<p>754.</p> <p><i>Smiths. Inst.</i></p>	<p>One Aztec or Apache small earthen pot perforated in the bottom with five holes.</p>	<p>Do. Do Do</p> <p><u>Transferred to Smithsonian Institute</u> <u>March 21 1876.</u></p>

755	Are Style or Apache earthen pot.	Received October 28 1875 from Asst. Surg. Wm. J. Wilson U.S.A. & Ck., <u>Transferred to Smithsonian Institute</u> <u>March 21 1876</u>
<u>Smiths. Inst.</u>		
756	Twenty three specimens of gold bearing quartz from Pinos Altos N.M. some showing fine gold but all about the average ones of the District.	catalogued March 6. 1876 Do Do Do <u>Seventeen specimens transferred to</u> <u>Smiths. March 21. 1876</u>
<u>Smiths. Inst.</u> <u>February 8. 84</u>		
757	Thirteen fossil specimens; ten shells of mollusca and two stone tablets with various fossils embedded, and one specimen described as three petrified acorns, stuck together.	Do Do Do <u>Transferred to Smithsonian Institute</u> <u>March 21 1876</u>
<u>Smiths. Inst.</u>		
758	Seven specimens of silver ore from the Bremen and Tidwell Mines, Jessi and Green Mountains, Colorado District one mile west of Silver City N.M.	Do Do Do <u>One specimen transferred to Smithsonian Institute March 21 1876</u>
<u>Smiths. Inst.</u> <u>February 8. 84.</u>		
759	Two specimens of ore showing native silver from Lone Mountain, five miles south of Fort Bayard.	Do Do Do <u>Transferred to Smithsonian Institute</u> <u>March 21 1876</u>
<u>Smiths. Inst.</u>		
760	Seven specimens of ^{minerals} ore from Texas Silver Mine one mile West of Silver City N.M. (See history)	Do Do Do <u>Transferred to Smithsonian Institute</u> <u>March 21 1876</u>
<u>Smiths. Inst.</u>		

Smiths. Dept.
Feb. 1876.

761.

Nine specimens of gold bearing quartz
nearly all the specimens showing free
gold, from Texas. U.S.M.

Received October 28 1875 from Asst. Surg.
Wm. J. Wilson U.S.A. and acknowledged
Two specimens transferred to Smithsonian
Institute March 21 1876

Catalogued March 4 1876

Smiths. Dept.
Feb. 1876.

762

Twenty-five specimens of copper ore
from the San Francisco District just on
the Oregon border of U.S.M. on the Gila River
These mines are being worked at present
and a large amount of copper sent East
from there. They are situated about 75 miles
west of Fort Bayard. (See History)

Do Do Do
Seven specimens transferred to Smithsonian
Institute March 6 1876

Smiths. Dept.

763

Geological specimen - Two pieces of
flinty rock united by conglomerate
found about one mile West of Silver
City U.S.M.

Do Do Do
Transferred to Smithsonian Institute
March 21 1876.

Smiths. Dept.

764

Fossil shells embedded in stone
from near Fort Bayard U.S.M.

Do Do Do
Transferred to Smithsonian Institute
March 21 1876

Transferred to
No. 2013, Sect. I.

A. 18
Sect. I.

765

Model Ambulance Wagon made
at Watervliet Arsenal, under the
supervision of Genl. B.V. Wagner Ord. Corps U.S.A.
in compliance with specifications adopted by
the Board of Officers convened by S.O. No.
44, U.S.A. also. March 16, 1876.

Deposited by order of the Surgeon General.

Received March 21, 1876

Reabody

766

Rattle of a Mapasinger Rattlesnake
from Ottawa Co. Kansas

Contributed by a Revenue Marine Officer.
Catalogued March 23 1876.

Transferred to Reabody Museum
Cambridge Mass. March 25, 1876.
Sent to

Peabody Mus.

767

This piece of rafter or beam was taken from the ruins of the celebrated Pecos Church located near Santa Fe N. M. No accurate history of this church is obtainable - Near it is the ruins of an ancient Indian Pueblo village. This church is undoubtedly the oldest in N. M. and was built by Pueblo Indians

Presented by Surgeon Deuell C. Peters USA
Catalogued March 23 1876

Transferred to Peabody Museum
Cambridge Mass. March 25, 1876.

Peabody Mus.

768

Two shells of deep sea oysters, from Conalaska Island, "United States Revenue Steamer Hayanda. T. T. M."

Catalogued March 23 1876

Transferred to Peabody Museum
Cambridge Mass. March 25, 1876.

Peabody Mus.

769

Snakes, insects &c &c collected at Fort McPherson Neb. during the Summer and Autumn of 1872. Received from Dr. Schaffert Sept. 7 1874.

Donor: unknown
Catalogued March 23 1876.

Transferred to Peabody Museum
Cambridge Mass. March 25, 1876.

Smiths. Inst. Feb. 84.

770

Model of an Esquimaux fishing boat (Qyack) water tight above.

Presented by Surgeon Paul Norris USA.

Rec. from Dr. J. Woodward, and catalogued March 28, 1876.

Smiths. Inst. Feb. 84.

771

Model of an Esquimaux boat, with oars, masts, etc. - open above.

Presented by Surgeon Paul Norris USA

Rec. from Dr. Woodward, and catalogued March 28, 1876.

Smiths. Inst. Feb. 84.

772

A dish or basket of woven straw,

Presented by Surgeon Paul Norris USA

Discarded

773

A sack or pouch made of the intestines of a seal

Presented by Surgeon Paul Morris 288

Catalogued March 28, 1876

Sect. I
A 19
Transferred to No. 8014. Sect. I. 7114

774

A model of litter with a model of a wooden horse attached, showing the manner in which it is used.

Presented by Asst. Surgeon Peter J. A. Cleary U.S. Army.

Rec. Apl. 26, 1876

Ack May 8, 1876.

Sect. I
B 478
Transferred to No. 7115. Sect. I. 8015.

775

One Mathew Metheral Forceps.

Deposited by order of the Surgeon General

Invoiced and Catalogued April 26, 1876.

Sect. I
B 463
479
Transferred to No. 8016. Sect. I. 7116

776

~~Mathew~~^W Metheral Curette. Le Roy's

Deposited by order of the Surgeon General

Invoiced and Catalogued April 26, 1876.

Sect. I
B 464
480
Transferred to No. 8017. Sect. I. 7117

777

One set Moissonneuve's Metheratomes.

Deposited by order of the Surgeon General

Invoiced and Catalogued April 26, 1876.

Surg. Sect. I.
481

778

One compact field case of Instruments.

deposited by order of the Surgeon General.

This case of instruments was sent to Dr. D. L. Huntington at the Soldier's Home, in Dec. 1875, by Dr. Otis.

Dropped
Catalogued April 26, 1876. but kept in Dr. Otis's Room.

779	One Field case of Instruments used in the Seminole War	deposited by order of the Surgeon General.
BA 482	Computating set used in US Army during the Seminole War in Florida 1835-1837	catalogued April 26. 1876.
Sect. I 482 Transferred to No. 7118 8018. Sect. I.		
780	One Field case of instruments used in the war of 1812.	deposited by order of the Surgeon General.
BA 467	Computating set supposed to have been used during the war of 1812.	catalogued April 26. 1876
Sect. I 483 Transferred to No. 7119 8019. Sect. I.		
781	One Field case of Instruments used in the Revolutionary war.	Presented (2)
BA 468	Articles used by Dr Benjamin Tredwell during the Revolution	catalogued April 26. 1876.
Sect. I 484 Transferred to No. 7120 8020. Sect. I.		
782	One Hypodermic Syringe of Dr. Craig's improved mode of packing	deposited by order of the Surgeon General.
BA 485		Invoiced and catalogued May 2. 1876.
Sect. I 485 Transferred to No. 7121 8021. Sect. I.		
783	one sample case of Urethral instruments	deposited by order of the Surgeon General.
BA 486	Shepard and Dudley makers	Rec. and Ack. May 11. 1876.
Sect. I 486 Transferred to No. 7122 8022. Sect. I.		
784.	one sample case of Urethral instruments	deposited by order of the Surgeon General.
BA 487	Shepard and Dudley maker.	Rec. and Ack. May 11. 1876.
Sect. I 487 Transferred to No. 7123 8023. Sect. I.		
	D. W. Kolby, Phil	

785
3 BA 488

Three draining tubes made of rubber.

Presented by Tuman

Sect. I.
Transferred to No. 7124
~~8024~~ Sect. I.

Rec. and Ack. May 10. 1876.

786
4

Two small earthen vessels with fragments of others and two shells apparently used as spoons, from ^{Cumberland} a mound ^{on} ~~Columbia~~ River near Nashville Tenn
Vide 1467, 1468, 1471 Sect. IV

Presented by Asst Surgeon L. M. Maus, U.S. Army

Received May 20 1876.

Ack. May 22 1876

O

Smith's. Inst. February 8. 84.

787
BA 489
Sect. I.

Killis arrow extractor

deposited by order of the Surgeon General.

Transferred to No. 7125
~~8025~~ Sect. I.

\$3.00

Rec. May 29. 1876.

788
Leont Photo. 1620.

One stereoscopic view of impacted fracture of neck of ^{right} femur with inversion and shortening of one inch

Presented by J. H. Baxter, Chief Med. Purveyor U.S. Army.

Rec. from Dr. Olin June 7. 1876.

789
Sect. I.
BA 490

Double-acting Elastic Stomach pump. Invented by the donor. Designed also, as a syringe, for the bowels, vagina or bladder.

Presented by John T. Hodgen M.D.

Received June 10. 1876.

Ack. June 14. 1876

Transferred to No. 7126
~~8026~~ Sect. I.

790
Sect. I.
BA 491

Hodgen's Apparatus for transfusion

Presented by John T. Hodgen M.D.

Received June 10. 1876.

Ack. June 14. 1876

Transferred to No. 7127
~~8027~~ Sect. I.

791

~~Hodgen's Medical Instruments~~

Presented by John T. Hodgen
M.D.

BA 492

Sect. I

Transferred to No. 7127
8028 Sect. I.

Received June 10. 1876

Ack. June 14. 1876

792

Two Hair-pin retractors

Presented by John T. Hodgen
M.D. (1330 Arch. St. Phil. Pa.)
Saint Louis mo'

BA 493

Sect. I

Transferred to No. 7129
8029 Sect. I.

Received June 10. 1876

Ack. June 16. 1876

793

Two full sized ^{folding} hand litters
with telescopic handles and
spring legs with rollers.

received from Watervliet arsenal.

Two additional ones rec when
articles were returned from the
Centennial. Nov 27. 1876.

Catalogued June 20. 1876.

A 201

Sect. I

Transferred to No. 7130
8030 Sect. I.

794

A small piece of ore

Presented by Act. Asst. Surgeon
L. P. Hachenberg.

Smithson. Inst
8. 84.
February

see history of spec. 6621 see I. Amm

Rec. July 1. 1876.

795

Five cabinet photographs of
buildings at Fort Klamath Oregon
and one negative
Two of Post Hospital,
one of Post Surgeon's Quarters,
one of Officer's Quarters,
one of Post Guard House.

Presented by Asst. Surgeon
Henry M. Elderry, U.S. Army.

The negative of hospital was smashed
when received, therefore worthless

Received and acknowledged July 3. 1876.

Cont Photos

1592
1593
1594
1595
1596

796

One set of Dr. D. Ahl's Felt
splints (in a box, with printed
directions on the inside of
the cover)

Purchased and deposited
(deposited) by order of the
Surgeon General.

Received July 14. 1876. + catalogued

Sect. I
BA 494

Transferred to No. 7131
8031 Sect. I.

<p>797</p> <p><i>Leont Photo 896</i></p> <p>2</p>	<p>Leather card with photos mounted on it of Col. L.P. Smith 67th Ohio wounded in neck ball injury</p> <p>History on file</p>	<p>Presented by Dr. Jones M.D. Toledo Ohio</p> <p>Vol III p 48</p> <p>Rec. July 21. 1876</p> <p>ACK July 22. 1876</p>
<p>798</p> <p>Transferred to No. 7132 8032 Sect. I. BA 505</p> <p><i>Sect I</i></p>	<p>Six samples of elastic ligatures made from covers of commissary jars.</p>	<p>Presented by Thomas S. Maghee, Ach. Spt. Surgeon. Camp Brown, Wyoming Territory</p> <p>Received and acknowledged August 31. 1876.</p>
<p>799</p> <p><i>Leont Photo 816</i></p> <p>2</p>	<p>Photograph of two murietic calculi from a mulatto woman spontaneously expelled; presented by Dr. J.M. Wheaton, Starling College Columbus Ohio. Weigh ^{large one 5 drachms} smaller one 4 "</p> <p><i>Vol. III, p. 38, card</i></p>	<p>Presented by Dr. J.M. Wheaton, of Columbus Ohio, through Dr. J.F. Woodward, U.S.A. Dec. 16. 1875.</p> <p>catalogued Sept. 1. 1876.</p>
<p>800</p> <p>Transferred to No. 7133 8033 Sect. I. BA 478</p> <p><i>Sect I 495</i></p> <p>✓</p>	<p>Dieulafoy's Aspirator (Codman and Shurtleff's model)</p>	<p>Deposited by order of the Surgeon General</p> <p>Received Sept 5, 1876 from Dr. Billing</p> <p>Invoice rec. Sept. 14. 1876.</p>
<p>801.</p> <p><i>Leont Photo 1606 1607</i></p>	<p>Two stereoscopic views showing impacted fracture of neck of the right femur. from a fall of 10 feet while in delirium tremens.</p> <p>Patrick Ryan, age 35</p>	<p>Presented by D. Prince M.D. Jacksonville Ill.</p> <p>Rec. from Dr. Wise, Oct. 9. 1876.</p>
<p>802.</p> <p><i>Sect I 499 496</i></p> <p>Transferred to No. 7134 8034 Sect. I.</p>	<p>" Splint used in a case of "double Fracture lower jaw. " devised and applied, Aug. 1874</p> <p>" Fork Wallace, Kans. showing " how it was attached to the " teeth</p>	<p>Presented by F. H. Atkins, Ach. Spt. Surgeon.</p> <p>Received and ack. Oct. 10. 1876</p>

803

Leant Photos.
1339
to 1351

13 Photographs of compound & commi-
nated ~~for~~ gunshot fracture of thigh.
no 1 Ewan Hendershott, Co, B 7th Mich. cav.
2 Wm H Tarbell, Sergt. D 75th N.Y.
3 Wm H Boyd, Co 2^d Wis. Inf.
4 Jacob Ketter, F 15th Penn.
5 Lewis M. Baker, B 2^d Wis.
6 Chas Steen, A 1st Min.
7 Geo. W. Bailey, Co 3rd Me.
8 John Leihardt, B 14th N.Y.
9 Alter Koch, D 14th N.Y.
10 Martin Gallagher, Co, D 11th Penn.
11 Peter C. Bird, Co, D 24th Mich.
12 Martin Davis, Co, A 6th Mich. cav.
13 Lieut Robt. S. Bouington Co. 105th Penn. Vols

Presented by Henry Palmer, M.D. of
Jamesville, Wis.
Letter filed with Haviland.

Dr B's took photos to have histories
looked up.
Catalogued and acknowledged Oct. 18, 1876.

804
Museum
fixtures

Four
Iron Racks

Catalogued Jan'y 4, 1883.

805

Sect. I
A 22
Transferred to No.
7136
8036. Sect. I.

Model of United States Medical
Transport cart of 1876, designed
by Drs. S. A. Huntington and George A.
Otis, Asst. Surgeons U.S.A.
Built at Watervliet Arsenal, West Troy, N.Y.

Deposited by order of the Surgeon
General.

Received October 11, 1876.

806

Sect. I
A 23
Transferred to No.
7137
8037. Sect. I.

Models of two Ambulance wagons
made at Watervliet arsenal, under the
supervision of Gen. P. V. Wagner, Ord. Corps,
U.S.A. in compliance with specifications
adopted by the Board of Officers convened
by S.O. No 414, War department A.S.O.,
Feb 16, 1875.

Deposited by order of the Surgeon General.

Received October 11, 1876.

807

Sect. I
BA 497
Transferred to No.
7138
8038. Sect. I.

Three amputating knives of differ-
ent sizes.

Presented by Dr. Norman Gay,
Columbus, Ohio.

Received from Surgeon J. J. Woodward,
November 24, 1876.

808

Sect. I
BA 498
Transferred to No.
7139
8039. Sect. I.

Four (4) Wire Splints sent
to Hosp of Med. Dept Int. Ex. by
Drs Gay and Hooper (Gay of Columbus
Hodges of St Louis
Hodges J. J.

Received from Surgeon J. J. Woodward
December 7, 1876.

803

Seriat Photos
1339
to 1351

13 Photographs of compound & comminuted ~~for~~ gunshot fracture of thigh.
no 1 Evan Hendershott, Co., B. 7th Mich. cav.
2 Wm H Tarbell, Surgt. B. 75th N.Y.
3 Wm H Boyd, Co. 2^d Wis. Inf.
4 Jacob Geller, F. 153, Penn.
5 Lewis M. Baker, B. 2 Wis.
6 Chas Steen, A. 1st Min.
7 Geo. W. Bailey, Co. 3 Me.
8 John Litchfield, B. 145, N.Y.
9 After Rock, Co. 149, N.Y.
no 10 Martin Gallagher, Co. D. 116, Penn.
no 11 Peter C. Bird, Co. D. 24 Mich.
no 12 Martin Davis, Co. A. 6th Mich. cav.
no 13 Lieut Robt. S. Boyington, Co. 105th Penn. Vols

Presented by Henry Palmer, M.D. of Janesville, Wis.
Letter filed with Haviland.

Dr. C's book photos to have histories booked up.
catalogued and acknowledged Oct. 18, 1876.

Model of a Horse Litter devised by Surgeon C. R. Greenleaf U.S.A. and prepared under his direction

Presented by Surgeon C. R. Greenleaf U.S.A.

Transferred to No. 4135. Sect. I.

no. Sect. I. For report of Board - see File B No. ¹⁶² 188.

Received October 27, 1876. and acknowledged the same day.

805

Sect. I
A 22

Model of United States Medical Transport cart of 1876, designed by Drs. S. Huntington and George A. Olin, Asst. Surgeons U.S.A. Built at Watervliet Arsenal, West Troy, N.Y.

Deposited by order of the Surgeon General.

Transferred to No. 7136 ~~8036~~ Sect. I.

Received October 11, 1876.

806

Sect. I
A 23

Models of two Ambulance wagons made at Watervliet arsenal, under the supervision of Gen. P. V. Wagner, Ord. Corps, U.S.A. in compliance with specifications adopted by the Board of Officers convened by S.O. No 114, War department A.G.O., Feb. 16, 1875.

Deposited by order of the Surgeon General.

Transferred to No. 7137 ~~8037~~ Sect. I.

Received October 11, 1876.

807

Sect. I
BA. 497

Three amputating knives of different sizes.

Presented by Dr. Norman Gay, Columbus, Ohio.

Transferred to No. 7138 ~~8038~~ Sect. I.

Received from Surgeon J. J. Woodward November 24, 1876.

808

Sect. I
BA 498

Four (4) Wire Splints sent to Hosp of Med. Dept Int. Ex. by Drs Gay and Hoque (Gay of Columbus (Hodges) of St Louis
Hodges, J. J.

Received from Surgeon J. J. Woodward December 7, 1876.

Transferred to No. 7139 ~~8039~~ Sect. I.

Cont. photo. no. 1689-1690

809 Two cabinet photographs of a case of elephantiasis from the Association "Larrey" of the city of Mexico.

Presented by Smithsonian Institution.

Catalogued and Acknowledged Dec. 18th 1876

Cont. photo. no. 1691
In museum

810 A cabinet photograph representing an obscure lesion of the integument of the abdomen in a child of 3 years.

Presented by J. S. Coleman M.D., of Augusta, Ga.

March 13, 1877. Rec. printed of case

Catalogued and acknowledged Dec 18th 1876

Cont. Photos. 1633 1634

811 Two tin-types, showing an excision of four and one half inches of the upper end of the right humerus, for shot injury received at Gettysburg.

Presented by H. K. Spooner M.D., Republic, Ohio.

* Letter of information received March 18, 77

Received and acknowledged Dec. 18th 1876. Patient's name asked for.

* Col. E. Sherman, 5th 55th O.V.S.

Sect. I

812 Trocar; invented by G. S. Hachenberg.

Presented by Dr. G. P. Hachenberg.

See Medical and Surgical History of the War, Part Second, Surgical Volume, page 192.

Received and Catalogued January 22^d, 1877.

Transferred to No. 7140 Sect. I.

Sect. I

813 Model of Horse-litter, with patient, used in the Big Horn and Yellowstone Expedition against the Indians in 1876.

Presented by V. T. Mac Gillivuddy, Act. Ass't Surgeon.

Catalogued and acknowledged to-day - July 6th, 1877.

Transferred to No. 7141 Sect. I.

Transferred to No. 8042 Sect. I. 7142 BA 500

814 One straw litter, three double-lined straw plains for pillows, two straw rests, for leg fractures, five straw splints, for arm fractures, five cills for leg fractures, One set of Willow wands for shot fracture of leg.

Presented by Dr. Reek, Caribee,

Received from Centennial Dec. 23^d, 1876, and Catalogued July 8th, 1877.

Sect. I 17

also see
822 T. Hayward
Dec 11, 1948

Sect I
815
Transferred to No.
8043 Sect. I.
7143

815 Section VI.
Class XXVIII. B. a. 501.
Eight Wire Splints, two of which
contain casts of Legs.
Presented by Dr. Julius Post, of Munich.

Eight wire splints, two of which
contain casts of legs, two split
willow, and two wood and
cloth splints.

Presented by Dr. Julius Post, Munich,

Received from Centennial Dec. 23^d, 1876,
Catalogued Jan. 8th, 1877.

Smith's Inst.
Feb. 1877

816

Pottery received from Bear
point Mound, Florida.
Received with specimens
1607-1608 and 1609, Sections
IV.

Presented by George M. Steinberg,
Surgeon U.S.A.

Received Jan. 2^d, 1877, and Cat-
alogued Jan. 9th, 1877.
Acknowledged "D",

817
Transferred to No.
8044 Sect. I.
7144

BA 502
Sect

Two tin cases, containing prepared
plaster, etc.; three pairs (one broken)
containing prepared bandages, etc,
and two wooden cases contain-
ing Gypsum and Hemp combi-
nation splints, with 20 pho-
tographs on inside lids showing
application. From Surgical Hospi-
tal of the Royal Universität
Königsberg, Prussia; Prof. Dr. Schen-
kow, Director, Invented Pl. Beely,
Asst. Surgeon.

Received from Centennial Ex-
position, Jan. 8th, 1877, address-
ed to Dr. J. Woodward, with-
out any communication on
the subject.

Catalogue of Jan. 11th, 1877.

818

Sect I
BA 503

Dr. Wywodzoff's (Army Med.
ical Department, Petersburg, Rus-
sia) complete embalming pumps,
with tubes, elastic couplings,
etc., made Tieman, Stölemaier &
Co New York.

Purchased and deposited by order of
Surgeon General, U.S.A.

Received and Catalogued Jan. 11th, 1877.

Sect I
819
Transferred to No.
7146
8045 Sect. I.

819 Section VI.
Class XXVIII. B. a. 504.
Tieman & Co's New Bead or Chain Saw,
flexible in every direction.
Deposited by order of the Surgeon General.

Tieman & Co's new bead or
Chain Saw, flexible in
every direction.

Purchased and deposited by
order of the Surgeon General, U.S.A.
(Entered by mistake - not pur-
chased) Recd. Jan. 25, 1877.

Received and Catalogued Jan. 11th, 1877.

Sect I
820
Transferred to No.
8047 Sect. I.
7147

820 Section VI.
Class XXVIII. B. a. 466.
Twenty-seven Combination Splints
for the Extremities.
Received from the Centennial Exhibition, Dec. 1, 1876.

Twenty-seven (27) combination
splints for the extremities.

Received from Centennial Exposition,
about Dec 1st, 1876, Catalogued Jan. 11th, 1877.



Exchanged

821
B

Models of three deformed
pelvis, the originals be-
ing in the collection of
the late Prof. Paul Du Bois;
now in College of Medicine
(Exchanged with Prof. Ashford, Mt. Pleasant, Georgetown, College for specimens 1753 and 1507)

Purchased and deposited by order
of the Surgeon General, U.S.A.

Purchased by Dr. Billings, Surgeon U.S.A.,
while in Paris, Dec. 1876.

3

Made by Vasseur of Paris.

Catalogued Jan. 15th, 1877. ^{Section IV}

822

Transferred to no. ~~805~~ Sect. I. 7148

Dr. Wywodzoff's (of Army Med-
ical Department, Petersburg,
Russia) complete embalm-
ing pumps, with tubes, e-
lastic couplings, etc. (Sec-
ond-hand)

Presented by Dr. Wywodzoff,
Petersburg, Russia.

BA 465
Sect I

Received and catalogued
Jan. 22nd, 1877.

Received and catalogued
Jan. 22nd, 1877.

823

Transferred to No. ~~7149~~ Sect. I.

Splint for Compound
fracture of ankle.

Presented by Dr. Jackson,
of Scott, Luzerne County, Pa.
Received from Dr. St. C. Yar-
row.

823 Section VI.
Class XXVIII. B. a. 464.
SPLINT FOR COMPOUND FRACTURE
OF ANKLE.
Presented by Dr. Jackson, of Scott County, Pa.

Received and catalogued Jan. 23rd

824

Transferred to No. ~~805~~ Sect. I. 7150

Covered Casolek, made by
Lawrence Bradley and Tardes
of Conn. marked "U.S." was
found one morning in the
lower hall of Museum building
about the Spring of 1867. In-
quiries were made, but no
knowledge of where it came
from was obtained. After re-
maining in lower hall
about three months, it was
ordered to be placed on top

of case in Museum hall, to await
information concerning it, Jan. 24th 1877

it was entered in Miscel-
laneous Section of Museum as
number 824.

Sect I

Reclaimed

825
a

Lister's Atomizer.

Purchased and deposited by or-
der of the Surgeon General U.S.A.

825 Section VI.
Class XXVIII. B. a. 463.
LISTER'S ATOMIZER.
Deposited by order of the Surgeon General.

Transferred to No. ~~805~~ Sect. I. 7151

Price \$70.

Rec. and ack Dec. 1, 1876.

Catalogued Jan. 20th, 1877.

826

Comp. photos
1692-1693

Two Cabinet photographic prints
showing stump after amputation
at lower third of right femur
for gunshot injury. A special
report of the case accompanies the
photographs. Case of David Bul-
lock, Citizen

Presented by J. W. Brewer, Asst.
Surgeon, U.S.A.

Received and acknowledged
Feb. 10th, 1877.

827. Carte-de-visite photographie Presented by Charles E. Slocum, M.D.,
pink, showing wound and of Defiance, Ohio.

Scar of right side of head.
For history, see The Medical Record,
page 889, Dec. 16, 1876
Case of Orville Cassell, injured
Sept. 22d, 1875. Photographed
Sept. 1876.

827 - Section VI.

Received and acknowledged Feb.
14, 1877

828 Skin of Catamount killed Presented by, W. R. Steinitz,
in Kansas. Asst Surg, U.S.A., Fort Wallace,
Kansas

Transferred to the Smithsonian Institution
June 28, 1878.

Received and acknowledged
Feb. 23d, 1877.

Smith. Inst.

829 Photographie print of tumor on neck of child
F. J. aged 3 years. Entered the Mass. Gen. very distinct. Blood-normal amount of white
Hospital Nov. 18, 1876. Tumor of 18 months corpuscles. Improved from the time he began to
duration, and growth rapid last few take brandy - 3i to ʒi daily; also took ʒod.
months. Hard, lobulated, movable; skin of ʒolars, ʒand, for a short time, ʒod. of Inro.
drawn tightly over it, and is, perhaps, and an ointments of ʒod of ʒead on tumor.

adherent; extended from ear to
Clavicle, and from anterior median
line nearly to spine. Breathing not
affected; health poor; blood about
double the usual number of white cor-
puscles. Spleen and lymphatic glands
elsewhere not affected. Health greatly
improved. Left the Hospital Feb. 2, 1877.
Tumor very much smaller, very much
softer and the individual glands

Presented by J. B. S. Jackson, M.D., Cura-
tor of Museum Anatomical Museum,
Boston, Mass.

Received, catalogued and acknowl-
edged Feb. 24, 1877.

Cont. phot.
No. 1688.
in mus. case
no. 70

830 Photograph from life of a Hottentot
woman - entirely nude. Presented by J. B. S. Jackson, M.D.,
curator, Museum Anatomical Museum,
Boston, Mass.

See also Culloch's Geographical
Dictionary - Article "Africa",
under head of "Races".

Also Carte-de-visite of subjects
of specimens 484.

Catalogued and acknowledged
Feb. 24, 1877.

Cont. phot
1699

831 Model of hinge splint Presented by J. S. Arthur Ach.
and cradle for the treat. Ach. Surgeon.

ment of compound or other
complicated
fractures of the upper
extremity. Model 74
actual size, 12 photographs
unmounted, accompanying.

see letter on file

Received and acknowledged
March 2, 1877.

Transferred to no.
7152.
805 Sect. I.
Sect. I

832 Two Cabinet photographic Presented by B. J. D. ~~Smith~~ Surg.
prints, showing extraordinary U.S.A.
Town

ravages of Constitutional
Syphilis.

see letter on file

Case of J. S. L., N. Y.
State Vols.

Received and acknowledged
March 2d, 1877.

changed to
nos. 2040 & 2041
Contributed
Photographs
Nov. 18, 1878.

<p>833</p> <p>Transferred to No. 8053 7153 Sect. I.</p> <p>A. 26</p> <p><u>Sect. I.</u></p>	<p>Stretcher made of canvas with wooden side-pieces, iron cross-bars, and iron legs-hinged to fold. Pillow and straps to go over shoulders accompany it.</p>	<p>Presented by British Medical Department to United States Medical Department.</p> <p>Received March 19th, 1877, and Catalogued March 21st, 1877.</p>
<p>834</p> <p>Transferred to No. 7154 7154 Sect. I.</p> <p>A. 27</p> <p><u>Sect. I.</u></p>	<p>One Cocolets, similar to the French Cocolets numbered 2495; Section I, except folding cushion on seats.</p>	<p>Presented by British Medical Department to United States Medical Department.</p> <p>Received March 19th, 1877. Catalogued March 21st, 1877.</p>
<p>835</p> <p>Transferred to No. 7155 7155 Sect. I.</p> <p>A. 28</p> <p><u>Sect. I.</u></p>	<p>Cocolets-litter made of canvas and iron frame-work, with pillow and cover to protect patient from weather.</p>	<p>Presented by British Medical Department to United States Medical Department.</p> <p>Received March 19th, 1877. Catalogued March 21st, 1877.</p>
<p>836</p> <p>Transferred to No. 7156 7156 Sect. I.</p> <p>XXVIII A 29</p> <p>A 29</p> <p><u>Sect. I.</u></p>	<p>Model of an Indian Travois, attached to a wooden toy horse, with pack and saddle, etc.</p> <p>Detailed description and drawings accompany model.</p>	<p>Presented by George W. R. Brown, 2^d Lieut. 11th U.S. Infantry.</p> <p>Received March 31st, 1877. Acknowledged April 4th, 1877.</p>
<p>837</p> <p>Transferred to No. 8054 7157 Sect. I.</p> <p>A 30</p> <p><u>Sect. I.</u></p>	<p>Two-wheeled Japanese litter, designed for carrying two patients at a time.</p>	<p>Presented by ^{through} Lieut. General Saigo of Japanese Army, presented by Stephen Lyford, Major, U.S. Ordnance Bureau, in charge of Government Department at Centennial Exhibition, 1876. Phila., Pa.</p> <p>Received from Capt. Lyford, Ordn. Bureau, March 31st, 1877. Ack. April 7th, 1877.</p>
<p>838</p> <p>Transferred to No. 7158 7158 Sect. I.</p> <p>A 31</p> <p><u>Sect. I.</u></p>	<p>Two-wheeled Japanese litter, designed for carrying one patient at a time.</p>	<p>Presented by ^{through} Lieut. General Saigo of Japanese Army, presented by Stephen Lyford, Major, U.S. Ordnance Bureau, in charge of Government Department at Centennial Exhibition, 1876. Phila., Pa.</p> <p>Received from Major Lyford, Ordn. Bureau, March 31st, 1877. Ack. April 7th, 1877.</p>

<p>839</p> <p>Transferred to no. 7159 7157 Sect. I.</p> <p>A. 32</p> <p><u>Sect. I</u></p>	<p>Japanese hand letter;</p>	<p>^{Lieut. General Saigo, of Japanese Army,} ^{through} Presented by Stephen C. Lyford, Major, USA, Ordnance Bureau, in charge of Government departments at Centennial Exhibition, 1876, Phila., Pa. Received from Maj. Lyford, Ord. Bu- reau, March 31st, 1877, Act. Apr. 7th, 1877.</p>
<p>840</p> <p>Transferred to no. 7160 7158 Sect. I.</p> <p>A. 33</p> <p><u>Sect. I</u></p>	<p>Japanese hand letter;</p>	<p>^{Lieut. General Saigo, of Japanese Army,} ^{through} Presented by Stephen C. Lyford, Major, USA, Ordnance Bureau, in charge of Government Department at Centennial Exhibition, 1876, Phila., Pa. Received from Maj. Lyford, Ord. Bu- reau, March 31st, 1877, Act. Apr. 7th, 1877.</p>
<p>841</p> <p>Transferred to no. 7161 7159 Sect. I.</p> <p>A. 34</p> <p><u>Sect. I</u></p>	<p>Japanese hand letter; made of two Bamboo poles slipped into a Cotton sack.</p>	<p>^{Lieut. General Saigo, of Japanese Army,} ^{through} Presented by Stephen C. Lyford, Major, USA, Ordnance Bureau, in charge of Government Department at Centen- nial Exhibition, 1876, Phila., Pa. Received from Maj. Lyford, Ord. Bureau, March 31st, 1877, Act. Apr. 7th, 1877.</p>
<p>842</p> <p>Transferred to no. 7162 7160 Sect. I.</p> <p>A. 35</p> <p><u>Sect. I</u></p>	<p>Japanese letter with Castors on one end of poles.</p>	<p>^{Lieut. General Saigo, of Japanese Army,} ^{through} Presented by Stephen C. Lyford, Major, USA, Ordnance Bureau, in charge of Government Department at Centen- nial Exhibition, 1876, Phila., Pa. Received from Maj. Lyford, Ord. Bureau, March 31st, 1877, Act. Apr. 7th, 1877.</p>
<p>843</p> <p>Transferred to no. 7163 7161 Sect. I.</p> <p>B. A. 461</p> <p><u>Sect. I</u></p>	<p>Double-inclined plane (Improved) designed for sick or disabled patients. Designed by E. J. Donker, and made by John Med. for use of the late Dr. Craig.</p>	<p>Deposited in the Army Medi- cal Museum, April 17th, 1877.</p>
<p>844</p> <p>Transferred to no. 7164 7162 Sect. I.</p> <p>460</p> <p><u>Sect. I</u></p>	<p>One reclining chair; pur- chased for the use of the late Dr. Craig.</p>	<p>Deposited in the Army Med. ical Museum, April 17th, 1877.</p>

845 A Plaster medallion of the face of a young soldier found dead on one of the battle-fields of Virginia. It is in a plain gilt frame Presented by Miss D. L. Dix, through Surgeon J. Woodward U.S. Army Received April 25, 1877, and acknowledged by Dr. Otis, curator.

846 *Cont phot No. 1687. In mus. case*
 Carte de Visite photographie print of John D. Lee, Chief of the Mormons at the Emigrant massacre, at mountain meadow Utah in 1857, and was shot for the crime in 1877. Presented by Dr. W. M. Watson, U.S.A. Framed and placed with skull 2030 Received April 27, 1877. Acknowledged by Dr. Otis April 28, 1877.

847 *Cont Photos. 894*
 Carte de Visite photographie print of Franklin Phillips 1st Va. Infy. showing shortening of right leg, after gas of both thighs and removal of missile and fragments of bone from right, nine months after injury. Presented by G. P. Hachenberg of Round Mountain Blanco Co, Texas, and late of U.S.A. Received and acknowledged April 30 1877.

848 *Cont Photos 1702*
 Carte de Visite photographie print of Supt. Surg Gen. E. Lord, U.S.A. Reported ^{missing} in action of Little Big Horn River with Sioux Indians. June 25, 1876 Presented by his brother Lieut F. O. Lord, U.S. Army. Framed in black Received and acknowledged May 7, 1877.

849 *Dr. Schaffner*
 Insects and Reptiles from Camp Supply, Ind Ter. Presented in person by Hospit. Steward S. Kitching, U.S.A. Spec. 1760, 1761, 1762, and 1763 Section IV 1 Jack Rabbit skull. 1 Jack Rabbit over, fossils skeleton 1 Coyote skull Dr. Woodward Received May 8, 1877. Ack. to Supt. Surg T. E. Wilcox, U.S.A. May 9, 1877

850 *Dissected*
 Samples of Salt from the Salt Plains Ind. Ter. Presented in person by Hospit. Steward S. Kitching, U.S. Army. Received May 8, 1877. Ack. to Supt. Surg. T. E. Wilcox May 9, 1877

851.

Skins of eight birds.

- (1) King billed Gull.
- (2) Esquimaux Curlew.
- (3) Oregon Hawk.
- (4) Prairie Wren.
- (5) Horned Lark.
- (6) Long-eared Owl.
- (7) Dovec.
- (8) Skin of long eared Rabbit.

Presented in person by Hospit. Steward
 U.S. Army. S. Kitching.
 Transferred to the Smithsonian Institution
 June 28, 1878.

Received May 8, 1877

ack. to Asst. Surg. F. E. Wilcox, May 9, 1877

Presented in person by Hospit. Steward
 S. Kitching. U.S. Army.

Smith's Inst

852.

Fossils Silicified wood

Rocks

Crystal of salt etc.

3

Received May 8, 1877.

ack. to Asst. Surg. F. E. Wilcox, May 9, 1877

Presented in person by Hospit.
 Steward S. Kitching, U.S. Army

Discovered

853.

4 Buffalo horns

one polished kept by Dr. Schaffner

Received May 8, 1877.

ack. to Asst. Surg. F. E. Wilcox, May 9, 1877.

Discovered

854.

A stuffed specimen of a
 Felis Lynx, shot in Oct
 1870, by Genl French's
 son, twelve years old.

Presented by Genl. W. H. French
 2^d Art. U.S. Army.

Transferred to the "Soldiers Home" D.C.
 July 17, 1878.

Received and acknowledged
May 12, 1877.

Soldiers Home

855

Rectum and scent sacs
of a skunk.

Presented by F. H. Atkins,
 Asst. Asst. Surgeon.

Discovered

Specimens 6753 and 6754, and
 four Comparative Anatomy
 specimens received in same box.

Received May 17th, 1877.

856

BA 506

Magnetic Battery by
 M. S. Trouse, bought by
 Dr. B. F. Craig,

Curator had walnut box made,
 and the different appliances placed
 in it

Catalogued May 31, 1877

Transferred to no.
 7165
 2065 Sect. I.

Sect. I

10 July 22.

Rec. about Dec. 1
^{compinal}
Plaster of Paris splints for upper extremities
" " " " " lower " "

Apparatus for gunshot fractures, exhibited ~~by~~ at
the Centennial Exhibition by Dr. Julius Poth, München
and two folios of plates (three plates in each) and
descriptions, received at the A.M.M. Dec. 23. 1876.
The letter and all the straw splints were taken into Dr.
Olis' room.

Thought by Genl. Genl. Seizo

814885

<i>Alleghany</i>	<i>Cooses</i>	<i>Kammias prairie</i>
<i>Apaches</i>	<i>Creeks</i>	<i>shoshoneo</i>
<i>Arapahoes</i>	<i>Crows</i>	<i>Kansas</i>
<i>Arickarees</i>		<i>Kaskaskias</i>
<i>Assinaboines</i>		<i>Karwo</i>
	<i>Delawares</i>	<i>Keechies</i>
		<i>Kickapoo</i>
<i>Blackfeet</i>		<i>Kiowas</i>
<i>Bloods</i>		<i>Klamath</i>
<i>Boise shoshone</i>	<i>Flatheads</i>	<i>Klikatats</i>
<i>Brule's Sioux</i>	<i>Foxes</i>	<i>Kooterays</i>
<i>Bureau shoshone</i>	<i>Foxes of the Mississippi</i>	
	<i>Foxes of the Missouri</i>	<i>Lower Brule's</i>
		<i>Lower Yanctonais</i>
<i>Caddoes</i>		
<i>Capote</i>	<i>Grand river Utes</i>	
<i>Cattaraugus</i>	<i>Broo ventres</i>	<i>Makahs</i>
<i>Cayugas</i>		<i>Mandans</i>
<i>Cayuses</i>		<i>Maricopas</i>
<i>Cherokees</i>		<i>Maguacke Utes</i>
<i>Cheyennes</i>	<i>Hualipais</i>	<i>Menomonies</i>
<i>Chickasaws</i>	<i>Humboldt Nylackies</i>	<i>Mescalero Apaches</i>
<i>Chippewas</i>		<i>Miamies</i>
<i>Chippewas of Saginaw</i>	<i>Jonies</i>	<i>Mimbres</i>
<i>Chippewas of Lake superior</i>	<i>Jorvas</i>	<i>Minneconjoux</i>
<i>Choctaws</i>		<i>Missourias</i>
<i>Christian</i>		<i>Modoc</i>
<i>Coeur d'Alenes</i>	<i>Juarilla Apaches</i>	<i>Mopaves</i>
<i>Colvilles</i>		<i>Munsees</i>
<i>Comanches</i>		

Navajoes	Quapaws	Uintan Utes
Nez Percés	Quillehutes	Umpquas
Nisquillies	Quinaietts	Un ^o capas
		Upper Pond d'Oreilles
Ogallallas		Upper Banctonais
Ogallalla Sioux		Utahs
Omahas	Sacs	Utes
Oncidas	Sacs of the Mississippi	
Onondagas	Sacs of the Missouri	
Osages	Sans Arcs	Wacoos
Ottawas	Santee Sioux	Wacoos Deshutes
Ottos	Seminoles	Walla Wallas
Owen's river	Senecas	Webinoche Utes
	Shawnees	Weas
	Sissetons Sioux	Wichitas
Papagos	Shikomish	Winnebagoes
Pawnees	Skallamas	Winnebagooshiks
Pembina bands	Snakes	
Pond d'Oreilles	Inokomik	
Peorias	Spokanes	
Pi Utes	Stockbridges	Zaharnas
Piankeshaw	Squamish	Zampins
Piegans	Suwamish	Bancton Sioux
Pillager		Zurnas
Pinos		
Pitt river Wylackis	Tule river	
Poncas	Tabeguache Utes	
Port Madison	Tawaccaras	
Pottawatomies	Tonanandas	
Pueblos	Tuscaroras	
Pulyallups	Two Kettles	

MM 8758-1

MM 8758-1

DEC 21 1951

